



GAME NOTES

NORTHWEST ARKANSAS NATURALS

3000 GENE GEORGE BLVD • SPRINGDALE, AR 72762 • PH: 479.927.4900 • FAX: 479.756.8088

WWW.NWANATURALS.COM /NATURALS NWANATURALS @NWANATURALS



NORTHWEST ARKANSAS NATURALS (30-31) vs. ARKANSAS TRAVELERS (34-28)

LHP Anthony Veneziano (3-4, 6.12 ERA) vs. RHP Stephen Kolek (4-4, 4.08 ERA)

Sunday, June 19th, 2022 • 2:05 PM (CT) First Pitch • Arvest Ballpark • Springdale, Arkansas

Game 62 of 138 • Home Game 29 of 68 • Home Record: 11-17 • Day Game Record: 7-5 • North Division Record: 17-20

Streak: W1 • Last 5: 2-3 • Last 10: 5-5 • Road Record: 19-14 • Night Game Record: 23-26 • South Division Record: 13-11

Listen: www.milb.com/northwest-arkansas/fans/audio-listen-live • Watch: MiLB.tv



UPCOMING GAMES & PITCHING PROBABLES

Tuesday, June 21, 2022	SPRINGFIELD	7:05 p.m. CT	TBD vs. TBD
Wednesday, June 22, 2022	SPRINGFIELD	12:05 p.m. CT	TBD vs. TBD
Thursday, June 23, 2022	SPRINGFIELD	7:05 p.m. CT	TBD vs. TBD

BY THE NUMBERS

(UNDERLINE INDICATES MLB LEADER) (BOLD INDICATES DOUBLE-A LEADER) (ITALICS INDICATES DOUBLE-A WORST)

.262 (5th) < AVG	.231 (10th)	5.36 (6th)	ERA > 3.84 (1st)
369 (2nd) < R	289 (10th)	1.54 (7th)	WHIP > 1.28 (1st)
549 (4th) < H	469 (10th)	.257 (6th)	AVG > .218 (1st)
68 (8th) < HR	49 (10th)	537.1 (6th)	IP > 542.0 (4th)
259 (5th) BB >	292 (12nd)	533 (16th)	H > 428 (1st)
564 (6th) K >	558 (5th)	347 (6th)	R > 261 (1st)
84 (3rd) < SB	52 (7th)	74 (17th)	HR > 49 (1st)
.348 (6th) < OBP	.332 (10th)	293 (9th)	BB > 268 (7th)
.425 (5th) < SLG	.358 (10th)	566 (6th)	K > 591 (2nd)
.773 (7th) < OPS	.690 (10th)	4 (12nd)	SHO > 5 (1st)

SERIES HISTORY

NWA ALL-TIME vs. Travelers	205-183 (.528)
NWA ALL-TIME in Springdale	113-77 (.595)
NWA ALL-TIME in North Little Rock	92-106 (.465)

2022 vs. Travelers	4-7 (.363)
2022 in Springdale	2-3 (.400)
2022 in North Little Rock	2-4 (.333)

DATE	H/R	SCORE	WIN	LOSS	SAVE
5/17/22	R	L, 7-6 (10)	T. Kuhn	W. Pennington	-
5/18/22	R	L, 8-7	T. Dollard	A. Zepa	M. Struffler
5/19/22	R	L, 5-0	C. Jones	A. Marsh	-
5/20/22	R	L, 2-1	J. Haberer	D. Parrish	T. Kuhn
5/21/22	R	W, 11-4 (8)	D. Biasi	S. Kolek	-
5/22/22	R	W, 10-5	Z. Phillips	E. Hancock	-
6/14/22	H	W, 7-5	A. Veneziano	S. Kolek	-
6/15/22	H	L, 5-4	C. Kober	M. Peacock	M. Struffler
6/16/22	H	L, 18-3	E. Hancock	Z. Phillips	-
6/17/22	H	L, 13-2	Y. Dollard	A. Marsh	-
6/18/22	H	W, 7-5	W. Klein	C. Jones	-
6/19/22	H				
8/9/22	R				
8/10/22	R				
8/11/22	R				
8/12/22	R				
8/13/22	R				
8/14/22	R				

NATURALS PR DEPARTMENT • NATURALS@GMAIL.COM

Dustin Dethlefs – Director, Marketing & PR – dustin@nwanaturals.com
 Nicholas Badders – Broadcaster/Media Relations/Baseball Ops – nicholas@nwanaturals.com
 Adam Annarone – Creative Services Coordinator – adam@nwanaturals.com
 Kelsey Chanler – Marketing and Creative Services Assistant – kelsey@nwanaturals.com

YESTERDAY'S GAME

	1	2	3	4	5	6	7	8	9	R	H	E	LO
Arkansas	0	0	0	0	0	0	0	0	0	0	4	0	7
NW Arkansas	0	7	0	0	0	0	2	0	x	9	4	0	6

Win: Will Klein (1-0)

Loss: Connor Jones (4-4)

Save: None

SPRINGDALE, AR – After three straight losses to the Arkansas Travelers – including a pair of blowouts – the Growlin' Chickens bounced back Saturday night, weathering a rain delay to win 9-0 over the Travelers.

- The victory marked the club's fourth shutout win of the year, the second-largest margin of victory this season and largest margin of shutout victory. Northwest Arkansas hitters drew nine walks and were hit by three pitches, using only four hits in the win. Five more runs than hits marks the second-largest positive differential between runs and hits in franchise history, just behind 21 runs on 15 hits on August 20, 2013 in Springfield.
- The bottom of the second inning opened with **Logan Porter** being hit by a pitch, before the Growlin' Chickens drew five straight walks, to plate three runs. **Maikel Garcia** brought home the inning's fourth run on a sacrifice fly and **Tyler Gentry** capped the frame with a three-run homer, his second of the week.
- Northwest Arkansas added two more in the seventh, as **Nick Loftin** walked and scored on a double from Gentry, who then scored on a **Sebastian Rivero** fielder's choice.
- Angel Zepa** set the tone on the mound early, as he threw 4.1 scoreless innings with six strikeouts, retiring his final six batters of the game.
- Will Klein** took over for Zepa in the fifth, allowing a leadoff single that was promptly erased on a double play to end the inning, then retiring the next six batters he faced in perfect sixth and seventh innings. **Jonah Dipoto** pitched the final two innings, striking out a pair in the eighth and stranding two on in the ninth to preserve the shutout.
- Zepa, Klein and Dipoto combined for a stretch from the third through the eighth inning, facing the minimum, 17 batters faced and retired. The three faced just one over the minimum in a span of 20 batters between the second and eighth innings as well.

NATURALS HITTING LEADERS

GAMES	Maikel Garcia (58)
AT-BATS	Maikel Garcia (237)
RUNS	Maikel Garcia (44)
HITS	Maikel Garcia (70)
TOTAL BASES	Michael Massey (109)
DOUBLES	Maikel Garcia (18)
TRIPLES	Tucker Bradley (3)
HOME RUNS	Seuly Matias (10)
RUNS BATTED IN	T^ Michael Massey (48)
WALKS	Maikel Garcia (34)
STRIKEOUTS	Robbie Glendinning (76)
STOLEN BASES	Maikel Garcia (18)
BATTING AVERAGE	Logan Porter (.331)
ON-BASE %	Logan Porter (.470)
SLUGGING %	Logan Porter (.535)
OPS	Logan Porter (1.005)

NATURALS PITCHING LEADERS

WINS	Four Tied (4)
LOSSES	Alec Marsh (5)
ERA	Drew Parrish (2.13)
GAMES	Del Rosario & Dipoto (19)
STARTS	Alec Marsh (12)
COMPLETE GAMES	Anthony Veneziano (1)
GAMES FINISHED	Dipoto & Willemann (12)
SAVES	Three Tied (2)
INNINGS	Drew Parrish (55.0)
HITS	Alec Marsh (56)
RUNS	Alec Marsh (43)
EARNED RUNS	Alec Marsh (41)
HOME RUNS	Alec Marsh (12)
HIT BATTERS	Parrish & Phillips (5)
WALKS	Anthony Veneziano (30)
STRIKEOUTS	Alec Marsh (83)

* INDICATES LEAGUE LEADER // ^ INDICATES DOUBLE-A LEADER

THIS DAY IN NATURALS HISTORY

The Naturals are 8-7 all-time when playing on June 19

On June 19, 2010, the Northwest Arkansas Naturals walked off on the Tulsa Drillers, a 5-4 win in 11 innings at Arvest Ballpark. Five different players in the Naturals lineup recorded 2 hits, including home runs from **Carlo Testa** in the fifth inning and **Rey Navarro** in the eighth, with Navarro's bringing the Naturals within a run. Northwest Arkansas tied the game to force extras in the ninth, as **Nick Van Stratten** laid down a bunt that scored **Mario Lissom** from 3rd base after he led off the inning with a double. Neither team scored in the 10th and **Tim Sexton** threw his 3rd straight innings of scoreless relief in the top of the 11th, leading way for a walk-off in the bottom half. Testa walked to begin the inning, stole second base, was moved to 3rd on a sac bunt from Van Stratten and scored on a **Yem Prades** single to center field to win the game.

HOME/AWAY

Home Games	11-17
Away Games	19-14

TIME OF DAY

Night Games	23-26
Day Games	7-5

MONTH

April	9-11
May	13-12
June	8-8
July	
August	
September	

OPPONENT

vs. Amarillo	3-3
vs. Arkansas	4-7
vs. Corpus Christi	2-4
vs. Frisco	4-2
vs. Midland	4-2
vs. San Antonio	
vs. Springfield	5-4
vs. Tulsa	4-2
vs. Wichita	4-7

DAY OF THE WEEK

on Monday	
on Tuesday	4-6
on Wednesday	5-4
on Thursday	4-7
on Friday	6-5
on Saturday	6-5
on Sunday	5-4

THIS HOMESTAND

Record	2-3
Team Batting Average	(.210)
Home Runs	4
Runs/Runs Per Game	25/5.00
Team ERA	7.40
Strikeouts	46
Saves/Opportunities	0/1

THIS WEEK IN NATURALS BASEBALL

MONDAY	TUESDAY	WEDNESDAY	THURSDAY	FRIDAY	SATURDAY	SUNDAY
6/13 OFF	6/14 vs. Arkansas W, 7-5	6/15 vs. Arkansas L, 5-4	6/16 vs. Arkansas L, 18-3	6/17 vs. Arkansas L, 13-2	6/18 vs. Arkansas W, 9-0	6/19 vs. Arkansas 2:05 PM



FOLLOW THE LEADER

Manager Chris Widger enters his first season at the helm of the Naturals, after previous stops in *Advanced Rookie* Burlington (2019) and *High-A* Quad Cities (2021) managing Royals affiliates.

- 17 of the Naturals' 28 active players played for Widger with the Quad Cities River Bandits last season.
- 8 of the Naturals' 28 active players played under Widger with the Burlington Royals, then in Quad Cities and now in Northwest Arkansas: **Dante Biasi, Jonah Dipoto, Maikel Garcia, Jake Means, Noah Murdock, Zack Phillips, Logan Porter** and **John Rave**.

EXTREME ENDS OF THE SPECTRUM

When looking at the Naturals' numbers one game to the next, it appears rather black and white with what leads to a win or loss.

- When scoring seven runs or more, the Naturals are 25-2, while when scoring six runs or less, just 5-29.
- The Naturals are 19-6 when recording 10 hits or more, but when they get nine hits or less, are just 11-25.
- The Naturals are 28-8 when out-hitting their opponent or hits are tied, but 2-23 when out-hit by their opponent.
- When the Naturals score first, they are 19-10, whereas 11-21 when the opponent scores first ... oddly enough, the Naturals have scored first just once in their last six wins.

ONE RUN GOES A LONG WAY

The Naturals are 3-13 in one-run games this season, meaning 13 of their 31 losses this season have been decided by just one run.

- Nine of the Naturals' last 17 losses have been by just a run, as well as four of seven losses to the Travelers this season.
- The Naturals have had the winning run at the plate in six losses this season (all one-run losses) and had the tying run at the plate or on base in 13 losses this season (including 10 of their one-run losses).

RIGHT WHERE THEY BELONG

The Northwest Arkansas Naturals have generally hovered around .500 for most of the season, with the win yesterday bringing the team back within a game of .500 with a 30-31 record ... the Naturals have been at or within a game of .500 after 38 of 61 games this season.

- The team has peaked at two games above .500, at a 15 - 13 record after the game May 10, but with a low-point of four games under .500 on two occasions.
- After 13 of 60 games this season, the Naturals have ended the day with an even .500 record.
- After 25 of 61 games this season, the Naturals have ended the day within a game of .500, either one game over or under.

Yo, YOU WANNA SEE SOME REAL SPEED?

Through 61 games, the Naturals have stolen 84 bases in 99 attempts (average 1.38 steals/game, 84.85% success rate).

- 84 steals ranks third in the Texas League, fifth in Double-A and 23rd in the Minors.
- Maikel Garcia's** 18 steals (in 20 attempts) ranks tied fifth in the Texas League and tied eighth in all of Double-A.
- The Naturals have pulled off a double steal 12 times, meaning 24 of 84 steals this year (28.6%) have come on a double-steal.
- The Naturals have stolen at least one base in 39 of 61 games this season, including 22 games with two or more steals, with three occasions where the team has stolen five bases, with perfect 5-for-5 steal efforts as a club on 5/13 vs. Wichita and 5/21 @ Arkansas.

GAR-SEE YA ON BASE

Shortstop **Maikel Garcia** has reached base in 51 of the 58 games he has played in this season, reaching base multiple times on 34 occasions, including a team-best 20 multi-hit games.

- In 274 plate appearances, the Venezuelan has reached base 104 times (70 hits + 34 walks), for a .381 on-base percentage.
- Garcia has walked 34 times and struck out 45 times, a 0.76 K/BB rate.
- The shortstop places among the Texas League leaders in several categories, ranking tied third in hits (70), fourth in doubles (18), tied fifth in steals (18) and tied ninth in runs scored (44) ... he ranks among the Double-A leaders in hits (tied fifth), doubles (tied fifth) and steals (tied eighth).
- His 14-game hitting streak between April 27 and May 12 is the longest on the Naturals this year, tied for the 15th-longest in club history and tied for the second-longest in the Texas League this season ... in those 14 games, he hit .397 (23-for-58) with six doubles and a .970 OPS.

ROCKIN' ROBBIE

Naturals first baseman **Robbie Glendinning** has settled into the starting first base role with the team, but more importantly has consistently gotten on base with the club.

- He's reached base at least once in 47 of 52 games this season, and has reached base multiple times in 22 games, one of six Naturals to do so 20+-times.
- Glendinning is responsible for the two longest on-base streaks this season, 15 games at the start of the season and 17 consecutive games from June 21 to June 10, a streak snapped last Saturday.
- The Australian reached in the first 15 games he played in 2022, hitting .300 (15-for-50) between April 8 and 29 with a .453 on-base percentage ... he has also reached base in 17 games from May 21 to June 10, batting .258 (17-for-66) with a .354 OBP.

PUSHIN P(ORTER)

Catcher **Logan Porter** has quietly flown under the radar as one of the top hitters in the Royals system so far in 2022.

- Among full-season Minor League hitters, Porter ranks third in on-base percentage (.470) ... he places second among Double-A hitters in OBP, fifth in batting average (.331) and ninth in OPS (1.005) ... in the Texas League, he is second in OBP and fifth in batting average and OPS.
- Among qualified Royals minor league hitters, Porter has the high batting average, on-base percentage and OPS and ranks third in slugging percentage (.535), behind Omaha's Vinnie Pasquantino (.587) and new Naturals teammate Tyler Gentry (.537).
- Porter has reached base in 40 of 43 games he's played this season, with hits in 29 of 43 and 16 multi-hit games, nine of which came in May.
- In the month of June, Porter is hitting .371 (13-for-35) with three home runs and seven runs batted in, along with a 1.245 OPS. His batting average this month ranks seventh in the Texas League, while his OPS ranks as the second-highest.
- In the month of May, Porter hit .343 (24-for-70) with a team-best 1.017 OPS and he had drove in 13 runs with 11 walks.

NUMERICAL QUICK ROSTER

#	PLAYER	POS	B/T
1	Rave, John	OF	L/L
2	Cropley, Tyler	C	R/R
3	Rivero, Sebastian	C	R/R
4	Grotjohn, Ryan	INF/OF	L/R
7	Bewley, Brhet	INF/OF	R/R
8	Garcia, Maikel	INF	R/R
9	Means, Jake	INF	R/R
11	Porter, Logan	C	R/R
12	Bradley, Tucker	OF	L/L
13	Loftin, Nick	INF/OF	R/R
14	Capps, Holden	LHP	R/L
15	Marsh, Alec	RHP	R/R
16	Glendinning, Robbie	INF	R/R
17	Phillips, Zack	LHP	L/L
19	Gentry, Tyler	OF	R/R
21	Lacy, Asa (7-IL)	LHP	L/L
22	Woods Jr., Stephen	RHP	R/R
25	Matias, Seuly	OF	R/R
27	Pennington, Walter	LHP	L/L
28	Brentz, Jake (ML REHAB)	LHP	L/L
29	Murdock, Noah	RHP	R/R
32	Veneziano, Anthony	LHP	R/L
33	Klein, Will	RHP	R/R
34	Cosby, Christian	RHP	R/R
35	Webb, Nathan (7-IL)	RHP	R/R
38	Biasi, Dante	LHP	L/L
39	Sotillet, Andres	RHP	R/R
41	Haake, Zach (7-IL)	RHP	R/R
44	Stupienski, Gavin	INF/C	L/R
45	Del Rosario, Yefri (DEV)	RHP	R/R
51	Chamberlain, Christian	LHP	L/L
55	Dipoto, Jonah	RHP	R/R

ALPHABETICAL QUICK ROSTER

#	PLAYER	POS	B/T
7	Bewley, Brhet	INF/OF	R/R
38	Biasi, Dante	LHP	L/L
28	Brentz, Jake (ML REHAB)	LHP	L/L
12	Bradley, Tucker	OF	L/L
14	Capps, Holden	LHP	R/L
51	Chamberlain, Christian	LHP	L/L
34	Cosby, Christian	RHP	R/R
2	Cropley, Tyler	C	R/R
45	Del Rosario, Yefri	RHP	R/R
55	Dipoto, Jonah	RHP	R/R
8	Garcia, Maikel	INF	R/R
19	Gentry, Tyler	OF	R/R
16	Glendinning, Robbie	INF	R/R
4	Grotjohn, Ryan	INF/OF	L/R
41	Haake, Zach (7-IL)	RHP	R/R
33	Klein, Will	RHP	R/R
21	Lacy, Asa (7-IL)	LHP	L/L
13	Loftin, Nick	INF/OF	R/R
15	Marsh, Alec	RHP	R/R
25	Matias, Seuly	OF	R/R
9	Means, Jake	INF	R/R
29	Murdock, Noah	RHP	R/R
27	Pennington, Walter	LHP	L/L
17	Phillips, Zack	LHP	L/L
11	Porter, Logan	C	R/R
1	Rave, John	OF	L/L
3	Rivero, Sebastian	C	R/R
39	Sotillet, Andres	RHP	R/R
44	Stupienski, Gavin (DEV)	INF/C	L/R
32	Veneziano, Anthony	LHP	L/L
35	Webb, Nathan (7-IL)	RHP	R/R
22	Woods Jr., Stephen	RHP	R/R

BATTING

LEFTIES	4
RIGHTIES	8
SWITCH	0

PITCHING

LEFTIES	7
RIGHTIES	10

PRO-NUN-SEE-AY-SHUNS

4 RYAN GROTJOHN (GROET-john)

21 ASA LACY (AY-suh)

41 ZACH HAAKE (hockey)

BENCH COACH 23: MIKE JIRSCHLE (jursh-LEE)

7 BRHET BEWLEY (Brett Bew-lee)

32 ANTHONY VENEZIANO (va-nee-z-ee-ah-no)

45 YEFRI DEL ROSARIO (Jeffrey)

8 MAIKEL GARCIA (my-KELL gar-SEE-uh)

38 DANTE BIASI (bee-AH-zee)

53 ÁNGEL ZERPA (AHN-hel SAIR-pah)

25 SEULY MATIAS (soo-lee mah-TEE-as)

39 ÁNDRES SOTILLET (ahn-DRACE soh-tee-YAY)

55 JONAH DIPOTO (dih-POH-to)



NATURALS HARDWARE SHELF

Players of the Month

TBD

Pitchers of the Month (1)

- May: LHP Drew Parrish ... started five games and went 3-1 with a 0.59 ERA (2 ER in 30.2 IP) ... only allowed 15 hits and four walks, while striking out 29 opposing hitters ... among qualified Texas League pitchers, threw the most innings and had the lowest ERA and WHIP (0.62), while holding opponents to a .144 average.

Players of the Week (2)

- April 25 to May 1: 2B Michael Massey ... hit .417 (10-for-28) across six games with a league-best 19 total bases and nine runs batted in, while tied for the Texas League lead with 10 hits. His 1.221 OPS ranked third among players with at least 20 at-bats, while his .417 average tied for second among that same group.
- May 23 to May 29: 2B Michael Massey ... hit a league-best .481 (13-for-27) across six games in Midland, while tied for the league lead with 19 total bases. He drove in nine runs as well, doubling three times with one home run, a go-ahead grand slam on May 24 and collected multiple hits in each of the first five games of the series.

Pitchers of the Week (3)

- May 2 to May 8: LHP Drew Parrish ... threw 7.0 scoreless innings on May 7 @ Springfield ... held the Cardinals to just two hits and one walk while striking out four. He retired the first eight he faced and the final five, with five 1-2-3 frames.
- May 9 to May 15: LHP Drew Parrish ... threw 7.0 scoreless innings on May 13 vs. Wichita ... held the Wind Surge to just three hits and no walks while striking out nine. Between the second and sixth innings, he retired 13 straight batters, retiring the side 1-2-3 in the first inning, as well as the third through sixth.
- June 6 to June 12: LHP Anthony Veneziano ... threw 7.0 scoreless innings in a complete-game shutout on June 9 @ Tulsa ... held the Drillers to just three hits and one walk while striking out five, on 79 pitches. Retired the final eight hitters he faced and 11 of the last 12, only needing five pitches for a 1-2-3 seventh inning to end the night.

TOOLS TEAM

Five Naturals players were listed in *Baseball America's* 2022 Best Tools Survey of the Kansas City Royals' organization.

- CF Nick Loftin is rated as having the "Best Strike-Zone Discipline" in the system.
- SS Maikel Garcia is rated as having the "Best Infield Arm" in the system.
- RF Seuly Matias is rated as having the "Best Outfield Arm" in the system.
- LHP Asa Lacy is rated as having the "Best Slider" in the system.
- C Sebastian Rivero is rated as being the "Best Defensive Catcher" in the system.
- LHP Ángel Zepa is rated as having the "Best Control" in the system.

QUICK FACTS

Founded	2008
Colors	Navy Blue, Burgundy, Gold and White
League	Texas League (Since 2008)
Ownership	Rich Entertainment Group
General Manager	Justin Cole (9th Season)
Home Ballpark (Capacity)	Arvest Ballpark (7,350, 6,500 seats)
Dimensions	LF- 327 LCF- 377 CF- 400 RCF- 378 RF- 325
Wall Heights	LF-LCF: 9 feet CF: 11 feet RCF-RF: 9 feet







ROSTER BREAKDOWN

Age 20	0	Native of Australia	1
Age 21	0	Native of Dominican Republic	2
Age 22	5	Native of United States	25
Age 23	7	Native of Venezuela	3
Age 24	7	Acquired by Royals via Free Agency	12
Age 25	5	(International)	4
Age 26	4	(Minor League)	5
Age 27	3	(Undrafted)	3
Age 28	1	Acquired by Royals via Trade	1
Age 29	0	Acquired by Royals via First Year Player Draft	18
Average Age	24 Years 103 Days	(High School)	1
Median Age	24	(Rounds 1-5)	7
		(2nd Year/College)	0
		(Rounds 6-10)	5
		(3rd Year/College)	13
		(Rounds 11-20)	1
		(4th+ Year/College)	4
		(Rounds 21-40)	5
		(2016-18 Drafts)	5
		(2019 Draft)	8
		(2020 Draft)	5
		(2021 Draft)	0

ROYALS TOP-30 PROSPECTS (RANKING ACCORDING TO MLB PIPELINE)

#	PLAYERS (POSITION)	OVERALL RANKING	BASEBALL AMERICA RANKING
2	Asa Lacy (LHP) (IL)	66th Overall /4th LHP	Royals 5th / 9th LHP
4	Nick Loftin (OF)		Royals 12th
9	Alec Marsh (RHP)		Royals 14th
10	Ángel Zepa (LHP)		Royals 24th
14	Anthony Veneziano (LHP)		Royals 30th
16	Will Klein (RHP)		Royals 22nd
18	Maikel Garcia (SS)		Royals 15th
29	Noah Murdock (RHP)		Royals 26th
26	Tyler Gentry (OF)		-
24	Nathan Webb (RHP) (IL)		-
27	Christian Chamberlain (LHP)		-
-	Yefri Del Rosario (RHP)		Royals 25th

UNIFORM RECORDS

 Navy/Red (18-17) Home: 8-10 Road: 10-7	 Red (9-7) Home: 0-0 Road: 9-7	 White/Navy (2-5) Home: 2-5 Road: 0-0	 Los Naturales Home: 0-0 Road: 0-0	 Growlin' Chickens Home: 1-1 Road: 0-0	 Fauxback Home: 0-0 Road: 0-0
 White (8-8) Home: 8-8 Road: 0-0	 Grey (8-6) Home: 0-0 Road: 8-6	 Navy (13-15) Home: 2-7 Road: 11-8	 Los Naturales Home: 0-0 Road: 0-0	 Growlin' Chickens Home: 1-1 Road: 0-0	 Fauxback Home: 0-0 Road: 0-0
HOME UNIFORM COMBINATIONS			ROAD UNIFORM COMBINATIONS		
Navy/Red Hat & White Jersey: 7-6 White Hat & White Jersey: 1-2 Red Hat & White Jersey: 0-0			Navy/Red Hat & Navy Jersey: 1-4 White Hat & Navy Jersey: 1-3 Red Hat & Navy Jersey: 0-0		
Specialty/Theme Uniforms: 2-1			Navy/Red Hat & Grey Jersey: 4-2 Red Hat & Grey Jersey: 4-4 Red Hat & Navy Jersey: 5-3		

NATURALS IN-SEASON BIRTHDAYS

APRIL (3)

4/14 – Walter Pennington (24)
4/14 – Jake Means (26)
4/25 – Ryan Grotjohn (27)

MAY (5)

5/6 – Tucker Bradley (24)
5/7 – Derrick Lewis (46)
5/14 – Alec Marsh (24)
5/14 – Christian Colón (33)
5/21 – Chris Widger (51)

JUNE (2)

6/2 – Asa Lacy (23)
6/10 – Stephen Woods Jr. (27)

JULY (3)

7/11 – Zack Phillips (24)
7/12 – Logan Porter (27)
7/20 – Christian Chamberlain (23)

AUGUST (2)

8/20 – Noah Murdock (24)
8/20 – Nathan Webb (25)

SEPTEMBER (6)

9/1 – Anthony Veneziano (25)
9/3 – Jonah Dipoto (26)
9/4 – Seuly Matias (24)
9/23 – Yefri Del Rosario (23)
9/25 – Nick Loftin (24)
9/27 – Ángel Zepa (23)



2022 BREAKING ROSTER

Pitchers (16): LHP Dante Biasi, LHP Holden Capps, RHP Christian Cosby, RHP Yefri Del Rosario, RHP Jonah Dipoto, RHP Zach Haake, LHP Asa Lacy, RHP Alec Marsh, LHP Drew Parrish, LHP Zack Phillips, RHP Ándres Sotillet, LHP Anthony Veneziano, RHP Nathan Webb, RHP Zach Willeman, RHP Stephen Woods Jr. and LHP Ángel Zerpa.

Catchers (3): Tyler Crolepy, Sebastian Rivero, Logan Porter

Infielders (7): Nathan Eaton, Maikel Garcia, Robbie Glendinning, Ryan Grotjohn, Michael Massey, Jake Means, Gavin Stupiensi

Outfielders (4): Tucker Bradley, Nick Loftin, Seuly Matias, John Rave

- 4/4 Kansas City Royals announce Breaking Roster
- 4/8 LHP **Holden Capps** placed on the development list
- INF **Gavin Stupiensi** placed on the development list
- 4/12 RHP **Nate Webb** placed on the 7-day injured list
- 4/16 LHP **Holden Capps** activated from the development list
- 4/19 C **Tyler Crolepy** placed on the 7-day injured list
- RHP **Christian Cosby** placed on the 7-day injured list
- INF **Gavin Stupiensi** activated from the development list
- 4/21 LHP **Walter Pennington** transferred to Northwest Arkansas (AA) from Quad Cities (A+)
- 4/23 RHP **Zach Haake** placed on the 7-day injured list
- RHP **Patrick Halligan** transferred to Northwest Arkansas (AA) from Columbia (A)
- 4/26 RHP **Patrick Halligan** transferred to Quad Cities (A+) from Northwest Arkansas (AA)
- 4/28 RHP **Ándres Sotillet** transferred to Omaha (AAA) from Northwest Arkansas (AA)
- 5/3 INF **Ryan Grotjohn** placed on the Development List
- INF **Brhet Bewley** activated from the Quad Cities Injured List and transferred to Northwest Arkansas (AA)
- LHP **Patrick Smith** transferred to Northwest Arkansas (AA) from Quad Cities (A+)
- LHP **Marcelo Martinez** transferred to Northwest Arkansas (AA) from Omaha (AAA)
- 5/8 C **Sebastian Rivero** recalled by Kansas City (MLB) from Northwest Arkansas (AA)
- 5/9 C **Sebastian Rivero** optioned to Northwest Arkansas (AA)
- C **Sebastian Rivero** recalled by Kansas City (MLB) from Northwest Arkansas (AA)
- 5/10 LHP **Asa Lacy** placed on the 7-day injured list
- INF **Ryan Grotjohn** activated from the Development List
- 5/13 C **Sebastian Rivero** optioned to Northwest Arkansas (AA)
- 5/14 LHP **Patrick Smith** placed on the Development List
- RHP **Will Klein** activated from the 7-day injured list
- 5/17 C **Sebastian Rivero** recalled by Kansas City (MLB) from Northwest Arkansas (AA)
- 5/21 LHP **Marcelo Martinez** transferred to Omaha (AAA) from Northwest Arkansas (AA)
- 5/24 LHP **Patrick Smith** transferred to Quad Cities (A+) from Northwest Arkansas (AA)
- RHP **Ándres Sotillet** transferred to Northwest Arkansas (AA) from Omaha (AAA)
- 5/26 OF **John Rave** transferred to Omaha (AAA) from Northwest Arkansas (AA)
- INF **Nate Eaton** transferred to Omaha (AAA) from Northwest Arkansas (AA)
- 5/28 C **Sebastian Rivero** optioned to Northwest Arkansas (AA)
- 5/31 RHP **Christian Cosby** activated from the 7-day injured list
- LHP **Christian Chamberlain** transferred to Northwest Arkansas (AA) from Quad Cities (A+)
- RHP **Zach Willeman** transferred to Omaha (AAA) from Northwest Arkansas (AA)
- 6/1 OF **Parker Bates** transferred to Northwest Arkansas (AA) from Quad Cities (A+)
- RHP **Ándres Sotillet** transferred to Omaha (AAA) from Northwest Arkansas (AA)
- 6/3 LHP **Drew Parrish** transferred to Omaha (AAA) from Northwest Arkansas (AA)
- RHP **Noah Murdock** transferred to Northwest Arkansas (AA) from Quad Cities (A+)
- 6/4 OF **John Rave** transferred to Northwest Arkansas (AA) from Omaha (AAA)
- 6/7 OF **Parker Bates** transferred to Quad Cities (A+) from Northwest Arkansas (AA)
- 6/10 RHP **Ándres Sotillet** transferred to Northwest Arkansas (AA) from Omaha (AAA)
- LHP **Ángel Zerpa** recalled by Kansas City (MLB) from Northwest Arkansas (AA)
- 6/12 LHP **Ángel Zerpa** optioned to Northwest Arkansas (AA)
- OF **Seuly Matias** placed on the 7-day injured list
- 6/14 INF **Michael Massey** transferred to Omaha (AAA) from Northwest Arkansas (AA)
- OF **Tyler Gentry** transferred to Northwest Arkansas (AA) from Quad Cities (A+)
- C **Tyler Crolepy** activated from the 7-day injured list
- LHP **Gabe Speier** transferred to Northwest Arkansas (AA) on Major League Rehab
- RHP **Matt Peacock** transferred to Northwest Arkansas (AA) on Major League Rehab
- 6/17 LHP **Gabe Speier** returned from Rehab Assignment to Kansas City (MLB) from Northwest Arkansas (AA)
- RHP **Matt Peacock** returned from Rehab Assignment to Kansas City (MLB) from Northwest Arkansas (AA)
- 6/19 OF **Seuly Matias** activated from the on the 7-day injured list
- C **Gavin Stupiensi** placed on the Development List
- LHP **Jake Brentz** transferred to Northwest Arkansas (AA) on Major League Rehab



#36 CHRIS WIDGER • MANAGER

- Chris Widger will manage the Naturals after guiding the River Bandits to a High-A Central championship in their first season as a Kansas City affiliate in 2021. In doing so, he was named the Minor League Manager of the Year by *Baseball America* following the 2021 season.
- 2022 marks Widger's seventh year in the Royals' organization, as he was slated to manage Advanced-A Wilmington in 2020 and led Burlington to the Appalachian League Championship Series in his first season as Manager in 2019. Prior to that, he was Wilmington's Bench Coach from 2016-18.
- Before joining the Royals organization, he managed the Independent League Camden Riversharks in 2015 and was their Pitching Coach from 2012-14.
- A third-round pick by Seattle in the 1992 Draft, Widger played in parts of 10 seasons in the Majors with the Mariners (1995-96, 2000), Expos (1997-2000), Yankees (2002), Cardinals (2003), White Sox (2005-06) and Orioles (2006), winning a World Series with Chicago in 2005.
- Widger and his wife, Whitney, reside in Pennsville, N.J., with their children: C.J., Ashlynn and Skylar.



#43 DERRICK LEWIS • PITCHING COACH

- Derrick Lewis is in his third season with the Royals' organization and second as pitching coach at Northwest Arkansas.
- He spent the previous 16 seasons in the Atlanta Braves' organization, the first 14 as a Minor League pitching coach and the last two as the Pitching Coordinator.
- Pitching coach timeline: 2004-07: GCL Braves (Gulf Coast League, RK)... 2008-10: Danville Braves (Appalachian League, RK)... 2011-13: Rome Braves (South Atlantic League, A)... 2014: Lynchburg Hillcats (Carolina League, A+)... 2015-2016: Carolina Mudcats (Carolina League, A+)... 2017: Mississippi Braves (Southern League, AA)
- He played seven seasons in the Braves' organization from 1997-2003, after being selected in the 20th round of the 1997 draft.
- Lewis and his wife, Roslyn, reside in Charlotte, North Carolina, with their daughter, Skye and Son, Lake.



#6 ABRAHAM NÚÑEZ • HITTING COACH

- Abraham Núñez enters his fourth season as Northwest Arkansas' hitting coach after serving in the same capacity with High-A Wilmington (2015-2018), Class-A Lexington (2014), Rookie Advanced Burlington (2013) and the Dominican Royals (2012).
- Núñez played for parts of 12 seasons in the Majors with the Pirates (1997-2004), Cardinals (2005), Phillies (2006-2007) and Mets (2008). A switch-hitter, he owns a career average of .242 as a utility infielder in the big leagues, primarily playing third base, but could play all four infield positions.
- His best season came in 2005 when he batted .285 in 139 games for the National League Champion St. Louis Cardinals.
- Lifetime .346 (9-for-28) hitter in the postseason, including the 2005 National League Championship Series with St. Louis when he hit .385, though did not play in the World Series.
- Born in Santo Domingo, Dominican Republic, he now resides in Hudson, Massachusetts.



#27 CHRISTIAN COLÓN • ASSISTANT HITTING COACH

- Christian Colón returns to the organization as the Naturals Assistant Hitting Coach in 2022, following a 12-year professional career.
- He was the Royals first-round pick in the 2010 MLB Draft, scored the winning run in the 2014 AL Wild Card game and had the game-winning hit in the title-clinching Game 5 of the 2015 World Series.
- After being drafted in 2010, Colón ascended to Northwest Arkansas by 2011 and between 2011, 2012 and 2014, played 202 games for the Naturals ... In 2011, Colón led the Texas League in sacrifices (21), while leading the team in at-bats (491) and hits (126). His 21 sacrifices that season are the most a Naturals player has ever recorded in a single season, while 28 overall are tied for the club record.
- During his playing career, he made stops in Miami (2017) and Cincinnati (2019-20) ... spent 2021 with the Rich Baseball-owned Buffalo Bisons (Triple-A, Toronto) before announcing his retirement.
- He also played in parts of four seasons in the Puerto Rican Winter League.
- Christian lives in Cave Springs, Ark. (15 minutes North of Arvest Ballpark) with his wife, Kayla, and three daughters, Marley, Mia and Lucy.



#23 MIKE JIRSCHLE • BENCH COACH

- Mike Jirschele enters his first season as the Bench Coach for Northwest Arkansas after spending last season in the same role for Manager Chris Widger in Quad Cities.
- He served as a Special Assistant to the General Manager in 2020 and was on the Royals coaching staff as the Third Base Coach from 2014-19 and won the World Series in 2015.
- Jirschele previously managed the Triple-A Omaha franchise for 11 seasons (2003-13), leading the team to four division titles, three-straight trips to the Pacific Coast League championship round (2011-13), two PCL titles (2011, 2013) and a Triple-A Championship in 2013.
- He earned the 2011 Mike Coolbaugh Award for outstanding baseball work ethic, knowledge of the game and skill in mentoring young players on the field.
- Prior to his 11-year stint with Omaha, he served as the Royals Minor League Infield Coordinator for four years (1998-2002), while he held managerial positions with Omaha (1995-97), Wilmington (1994), Rockford (1993) and the Gulf Coast Royals (1992).
- Jirschele was originally selected by the Texas Rangers in the fifth round of the 1977 MLB Draft and played in 999 minor league games over 13-plus seasons in the Rangers and Royals systems.



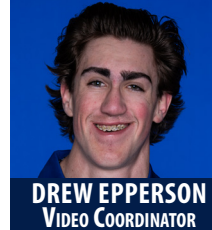
DANNY ACCOLA • CERTIFIED ATHLETIC TRAINER

- Danny Accola is entering his seventh season with the Royals organization and first as the certified athletic trainer with the Naturals, after serving in the same role with the Quad Cities in 2021.
- He was slated to serve in that role with Wilmington in 2020 and previously filled those roles with Lexington in 2019, Burlington from 2017-18 and with Surprise in 2016.
- Accola graduated from the University of Central Missouri in 2014 and previously held an athletic training internship with the Denver Broncos in 2013.



C.J. MIKKELSEN • STRENGTH & CONDITIONING COACH

- C.J. Mikkelsen will serve as the Northwest Arkansas Strength & Conditioning Coach for the second consecutive season, after being slated to fill that same role at Idaho Falls in 2020.
- He graduated in December 2019 with a master's degree in sports physiology from Texas A&M University, where he also worked as a Sports Performance Graduate Intern.
- Mikkelsen earned his bachelor's degree in exercise and wellness from Arizona State University in 2016. He resides in Desert Hills, Arizona.



DREW EPPERSON
VIDEO COORDINATOR



MITCH MEYER
VIDEO COORDINATOR



Anthony Veneziano - Pitching - Stat Splits - 2022 - Regular Season

Split	Team	W	L	ERA	G	GS	CG	SHO	SV	IP	H	R	ER	HR	HB	BB	IBB	SO	WHIP	AVG	AB	WP	BK	GIDP	TBF	NP-S
Home Games	NWA	2	1	4.94	5	4	0	0	0	23.2	24	13	13	5	1	8	0	26	1.35	.255	94	1	0	0	104	398 - 248
Away Games	NWA	1	3	7.18	7	7	1	1	0	26.1	28	21	21	6	2	22	0	21	1.90	.272	103	0	0	3	127	486 - 278
Day Games	NWA	0	0	4.15	1	1	0	0	0	4.1	5	2	2	1	0	3	0	3	1.85	.278	18	0	0	0	21	88 - 52
Night Games	NWA	3	4	6.31	11	10	1	1	0	45.2	47	32	32	10	3	27	0	44	1.62	.263	179	1	0	3	210	796 - 474
On Grass	NWA	3	4	6.12	12	11	1	1	0	50.0	52	34	34	11	3	30	0	47	1.64	.264	197	1	0	3	231	884 - 526
April	NWA	1	3	12.71	4	4	0	0	0	11.1	20	16	16	4	0	11	0	7	2.74	.385	52	0	0	0	64	249 - 144
May	NWA	0	1	6.10	5	4	0	0	0	20.2	22	14	14	5	0	14	0	18	1.74	.272	81	0	0	2	95	377 - 223
June	NWA	2	0	2.00	3	3	1	1	0	18.0	10	4	4	2	3	5	0	22	0.83	.156	64	1	0	1	72	258 - 159
On Tuesdays	NWA	1	1	9.39	2	2	0	0	0	7.2	8	8	8	2	1	5	0	9	1.70	.250	32	0	0	0	38	155 - 94
On Wednesdays	NWA	1	0	5.40	1	1	0	0	0	5.0	6	3	3	1	0	1	0	2	1.40	.300	20	0	0	0	22	77 - 52
On Thursdays	NWA	1	1	6.52	2	2	1	1	0	9.2	11	7	7	2	2	3	0	8	1.45	.282	39	0	0	1	44	142 - 85
On Fridays	NWA	0	1	5.63	2	2	0	0	0	8.0	9	5	5	1	0	6	0	12	1.88	.281	32	1	0	0	38	158 - 89
On Saturdays	NWA	0	1	7.84	3	2	0	0	0	10.1	11	9	9	4	0	9	0	10	1.94	.268	41	0	0	1	50	197 - 116
On Sundays	NWA	0	0	1.93	2	2	0	0	0	9.1	7	2	2	1	0	6	0	6	1.39	.212	33	0	0	1	39	155 - 90
In games following a win	NWA	2	3	5.79	10	9	1	1	0	42.0	40	27	27	9	3	26	0	43	1.57	.245	163	1	0	3	192	735 - 437
In games following a loss	NWA	1	1	7.88	2	2	0	0	0	8.0	12	7	7	2	0	4	0	4	2.00	.353	34	0	0	0	39	149 - 89
Starter	NWA	3	4	6.35	11	11	1	1	0	45.1	47	32	32	10	3	30	0	42	1.70	.264	178	1	0	3	212	814 - 480
Reliever	NWA	0	0	3.86	1	0	0	0	0	4.2	5	2	2	1	0	0	0	5	1.07	.263	19	0	0	0	19	70 - 46

Anthony Veneziano - Opposing Hitting - Stat Splits - 2022 - Regular Season

Split	Team	AVG	G	AB	R	H	2B	3B	HR	RBI	BB	IBB	SO	SB	CS	OBP	SLG	OPS	HBP	SAC	SF	GIDP
vs Left	NWA	.261	12	69	18	1	0	4	10	7	0	16				.346	.449	.795	2	0	0	2
vs Right	NWA	.266	12	128	34	10	1	7	23	23	0	31				.379	.523	.902	1	0	1	1
Team is ahead	NWA	.179	7	78	14	2	0	3	5	9	0	16				.289	.321	.610	3	0	0	2
Team is behind	NWA	.312	8	77	24	4	1	5	19	10	0	19				.391	.584	.975	0	0	0	1
Score is tied	NWA	.333	10	42	14	5	0	3	9	11	0	12				.463	.667	1.130	0	0	1	0
Batting First	NWA	.208	12	24	5	1	0	2	3	5	0	4				.345	.500	.845	0	0	0	0
Batting Second	NWA	.208	12	24	5	2	0	1	2	4	0	7				.345	.417	.762	1	0	0	0
Batting Third	NWA	.222	12	27	6	1	0	1	4	3	0	6				.300	.370	.670	0	0	0	0
Batting Fourth	NWA	.292	12	24	7	2	0	0	2	3	0	6				.370	.375	.745	0	0	0	0
Batting Fifth	NWA	.350	12	20	7	1	0	3	9	4	0	5				.480	.850	1.330	1	0	0	0
Batting Sixth	NWA	.400	12	20	8	1	1	1	4	4	0	3				.520	.700	1.220	1	0	0	1
Batting Seventh	NWA	.211	12	19	4	1	0	1	4	5	0	7				.375	.421	.796	0	0	0	0
Batting Eighth	NWA	.150	11	20	3	0	0	1	2	1	0	6				.182	.300	.482	0	0	1	1
Batting Ninth	NWA	.368	11	19	7	2	0	1	3	1	0	3				.400	.632	1.032	0	0	0	1
Leading Off	NWA	.348	12	46	16	4	0	5	5	6	0	9				.423	.761	1.184	0	0	0	0
First Inning	NWA	.256	11	43	9	11	4	0	2	8	13	0	13	5	0	.429	.488	.917	0	0	0	0
Second Inning	NWA	.256	11	39	5	10	3	0	2	6	8	0	13	1	0	.375	.487	.862	0	0	1	2
Third Inning	NWA	.426	10	47	16	20	3	1	5	16	4	0	9	2	1	.481	.851	1.332	1	0	0	0
Fourth Inning	NWA	.179	8	28	1	5	0	0	0	1	2	0	5	1	0	.258	.179	.437	1	0	0	1
Fifth Inning	NWA	.185	8	27	1	5	1	0	1	1	2	0	6	0	0	.241	.333	.574	0	0	0	0
Sixth Inning	NWA	.000	3	9	0	0	0	0	0	0	0	0	1	0	0	.000	.000	.000	0	0	0	0
Seventh Inning	NWA	.250	2	4	2	1	0	0	1	1	1	0	0	0	0	.500	1.000	1.500	1	0	0	0
Bases Empty	NWA	.301	12	103	31	6	0	7	7	16	0	21				.405	.563	.968	2	0	0	0
Runner at 1st	NWA	.186	12	43	8	2	0	3	6	6	0	9				.300	.442	.742	1	0	0	0
Runner at 2nd	NWA	.238	10	21	5	0	1	0	4	3	0	9				.333	.333	.666	0	0	0	0
Runner at 3rd	NWA	.333	7	9	3	2	0	0	4	0	0	4				.333	.556	.889	0	0	0	0
Runners at 1st & 2nd	NWA	.154	7	13	2	1	0	0	3	0	0	3				.154	.231	.385	0	0	0	3
Runners at 1st & 3rd	NWA	.000	5	3	0	0	0	0	0	2	0	1				.400	.000	.400	0	0	0	0
Runners at 2nd & 3rd	NWA	.500	4	2	1	0	0	0	2	1	0	0				.500	.500	1.000	0	0	1	0
Bases Loaded	NWA	.667	4	3	2	0	0	1	7	2	0	0				.800	1.667	2.467	0	0	0	0
Runners On	NWA	.223	12	94	21	5	1	4	26	14	0	26				.327	.426	.753	1	0	1	3
Scoring Position	NWA	.255	12	51	13	3	1	1	20	8	0	17				.350	.412	.762	0	0	1	3
No Outs	NWA	.271	12	70	19	4	0	7	10	10	0	14				.378	.629	1.007	2	0	0	2
One Out	NWA	.269	12	67	18	4	1	2	11	9	0	14				.351	.448	.799	0	0	1	1
Two Outs	NWA	.250	12	60	15	3	0	2	12	11	0	19				.375	.400	.775	1	0	0	0
Ahead in Count	NWA	.145	12	62	9	4	0	1	4	0	0	25				.159	.258	.417	1	0	0	0
Behind in Count	NWA	.246	12	65	16	4	1	6	16	30	0	7				.479	.615	1.094	0	0	1	2
0-0 Count	NWA	.429	10	28	12	1	0	2	4	0	0	0				.467	.679	1.146	2	0	0	1
0-1 Count	NWA	.308	8	13	4	0	0	1	3	0	0	0				.308	.538	.846	0	0	0	0
0-2 Count	NWA	.091	11	22	2	2	0	0	0	0	0	12				.091	.182	.273	0	0	0	0
1-0 Count	NWA	.158	7	19	3	0	0	2	6	0	0	0				.158	.474	.632	0	0	0	1
1-1 Count	NWA	.500	10	18	9	2	0	1	6	0	0	0				.500	.778	1.278	0	0	0	0
1-2 Count	NWA	.111	12	27	3	2	0	0	1	0	0	13				.143	.185	.328	1	0	0	0
2-0 Count	NWA	.500	4	4	2	1	0	1	2	0	0	0				.500	1.500	2.000	0	0	0	0
2-1 Count	NWA	.231	6	13	3	1	1	0	2	0	0	0				.214	.462	.676	0	0	1	0
2-2 Count	NWA	.250	10	24	6	0	0	1	3	0	0	15				.250	.375	.625	0	0	0	0
3-0 Count	NWA	1.000	5	1	1	0	0	0	1	7	0	0				1.000	1.000	2.000	0	0	0	0
3-1 Count	NWA	.111	11	9	1	0	0	1	3	9	0	0				.556	.444	1.000	0	0	0	1
3-2 Count	NWA	.316	12	19	6	2	0	2	2	14	0	7				.606	.737	1.343	0	0	0	0
Pitcher	NWA	.264	12	197	52	11	1	11	33	30	0	47				.368	.497	.865	3	0	1	3



#32 ANTHONY VENEZIANO

BORN: Sept. 1, 1997 in Hackettstown, NJ (Age 24)

HOMETOWN: Hackettstown, New Jersey

HEIGHT/WEIGHT: 6'5" / 205 lbs

SEASON WITH NATURALS: 1st Season

DRAFT: Round 10 - 2019 (Kansas City Royals)

COLLEGE: Coastal Carolina University (Conway, SC)

HIGH SCHOOL: Warren Hills Regional HS (Washington, NJ)

SCOUTING REPORT

Ranked by MLB Pipeline as the No. 14 Royals prospect
Ranked by Baseball America as the No. 30 Royals prospect

Deceptive on the mound with a three-quarters arm slot with a good, repeatable motion ... had some kinks in his delivery to work out last season (not dropping his front arm and staying loaded in his back leg so he could drive through the baseball)

FASTBALL: Elevates the pitch ... saw a burst in velocity over last season, averaging 94-95 mph with late life.

SLIDER: Above average pitch with slurve motion that gets swings and misses, but he commands inconsistently.

CHANGEUP: Average pitch with some tumble and fade that is a major focus for improvement this season.

2022 SEASON

- Could not pitch out of the first inning on 4/9 @ Springfield, walked 5 and allowed two runs on 37 pitches, faced 7 batters.
- Earned his first win of the season on 4/27 vs. Amarillo, pitching 5.0 innings with two strikeouts
- Pitched 5.0 scoreless on 5/8 @ Springfield, allowed just two hits with three walks and three strikeouts.
- Piggybacked Will Klein 5/14 vs. Wichita, didn't walk a batter for first time in 2022, 4.2 innings of relief with five strikeouts
- Tied career-high with 10 strikeouts across third five-inning outing of the season 6/3 vs. Corpus Christi
- NAMED THE TEXAS LEAGUE PITCHER OF THE WEEK LAST WEEK ... Threw 7-inning complete game shutout in 2nd game of doubleheader @ Tulsa on 6/9 ... first time in career pitching past the sixth, retired the last eight hitters he faced and 11 of the last 12, only needing five pitches for a 1-2-3 seventh inning to end the night.
- Pitched into the 7th inning for second straight start on TUESDAY 6/14 vs. ARK, but allowed three to reach, could not record an out ... threw career-high 93 pitches, struck out seven, second-highest total this season.

CAREER NOTES

2021

- Spent the entire year with Quad Cities (A+), where he was named the River Bandits' Pitcher of the Year ... across 22 starts, went 6-4 with a 3.75 ERA (39 ER in 93.2 IP), while striking out 127 and walking just 37 ... appeared twice in the High-A Central All-Star team, recognized as the league's Pitcher of the Year, as well as the left-handed starting pitcher representative on the All-Star team.
- His 127 strikeouts ranked as the most in the Royals' organization, while 22 games started was tied for second and 93.2 innings ranked seventh ... among Royals minor league pitchers who threw at least 90.0 innings, ranked first with 12.20 K/9 and a 32.3% K% ... his 3.75 ERA was fourth, while a .220 opponents' batting average and 1.21 WHIP both placed third in the system among qualified pitchers.
- Among all pitchers at High-A in 2021, only one struck out more batters ... tied for the High-A Central lead in strikeouts, tied for third in games started ... also ranked first in the league in K/9, K% and placed 13th in innings pitched.
- Went at least 5.0 innings in nine of his 22 starts, including five of his last eight.
- Struck out five or more batters in 16 of 22 starts, including 13 straight between 6/13 and 8/22.
- Allowed two runs or less in 15 of 22 starts, with five scoreless starts (all 5.0 innings or more).
- Started Game 2 of the High-A Central Championship Series on 9/22 against Cedar Rapids for the River Bandits ... threw 3.2 scoreless innings, allowing just two hits and one walk while striking out four in a 6-0 win over the Kerns.
- Entered 2021 as an unranked prospect, ended the year ranked by Baseball America as the No. 30 Royals prospect

2019

- Spent his first season in pro ball with Idaho Falls (R) in the Pioneer League ... pitched in 13 games (11 starts) and went 3-4 with a 5.59 ERA (29 ER in 46.2 IP), while striking out 44 batters.
- Did not allow an earned run in the first four games (11.0 innings) of his career, a four-outing (two start) span between 6/17 and 7/3, striking out nine batters along the way.
- Pitched twice for the Chukars in the Pioneer League playoffs, including 4.0 scoreless, no-hit innings of relief to earn the win in Game 2 of the Pioneer League Championship Series on 9/14 at Ogden.

COLLEGE (COASTAL CAROLINA, 2017-2019)

- Attended Coastal Carolina University, where he pitched in 49 games (35 starts) across three seasons with the Chanticleers (Sun Belt Conference) and went 14-6 with a 5.04 ERA (99 ER in 176.2 IP) with 187 strikeouts.
- Held opponents to a .258 batting average for his career, which ranks 25th all-time in CCU's career record books ... his career average of 9.53 strikeouts per nine innings ranks eighth all-time and his 14 career wins are tied for the 31st most wins in school history.
- JUNIOR (2019): Went 5-3 with 85 strikeouts in 78.0 innings (9.8 K/9) over 21 appearances (14 starts) ... ranked seventh in the Sun Belt and first on the team with his 85 strikeouts on the season.

MISCELLANEOUS

- Full name is *Anthony James Veneziano* ... resides in Hackettstown, New Jersey during the offseason.
- Graduated from Warren Hills High School (N.J.) in 2016, where he had a 0.74 ERA and 64 strikeouts in 47.1 innings as a senior ... threw 9.0 no-hit innings with 16 strikeouts in a game that year, but got a no-decision in his school's 1-0 loss in 11 innings ... led his team in stolen bases his senior year of high school (12).
- Favorite teams are the New York Giants (NFL) & Brooklyn Nets (NBA) ... enjoys playing golf, basketball and video games.

SEASON / CAREER HIGHS

SEASON			CAREER		
6/9/2022 @ Tulsa	7.0	INNINGS PITCHED	7.0	6/9/2022 @ Tulsa	
4/21/2022 @ Frisco	8	HITS ALLOWED	12	7/29/2019 vs. Missoula	
4/21/2022 @ Frisco	7	RUNS ALLOWED	9	7/29/2019 vs. Missoula	
4/21/2022 @ Frisco	7	EARNED RUNS ALLOWED	8	7/29/2019 vs. Missoula	
5/28/2022 @ Midland	3	HOME RUNS ALLOWED	4	7/24/2021 vs. Peoria	
4/9/2022 @ Springfield	5	WALKS ALLOWED	5	4/9/2022 @ Springfield	
6/3/2022 vs. Corpus Christi	10	STRIKEOUTS	10, 2x	Last: 6/3/2022 vs. Corpus Christi	
6/9/2022 @ Tulsa	26	BATTERS FACED	26	6/9/2022 @ Tulsa	
6/14/2022 vs. Arkansas	93	PITCHES THROWN	93	6/14/2022 vs. Arkansas	
6/3/2022 to 6/14/2022	10.2 IP	SCORELESS STREAK	14.0 IP	8/17/2021 to 9/4/2021	

VENEZIANO 2022 RUN SUPPORT (STARTS ONLY)

RUNS SCORED	0	1	2	3	4	5	6	7	8	9	10+
Games	3	1	2	1	1			1		1	1
PLAYER W-L	0-3	0-1	1-0	0-0	0-0			1-0		1-0	0-0
Team W-L	0-3	0-1	1-1	1-0	1-0			1-0		1-0	1-0

2022 GAME-BY-GAME (NORTHWEST ARKANSAS, AA)

DATE	OPPONENT	RES	LEFT GAME	DEC	IP	H	R	ER	HR	HB	BB	SO	BF	NP-S
4/9	@ Springfield	L, 14-11	Bottom 1st, losing 2-0	L	0.2	0	2	2	0	0	5	0	7	37-16
4/15	vs. Wichita	L, 4-2	End 3rd, losing 3-0	L	3.0	6	4	4	1	0	3	2	17	72-37
4/21	@ Frisco	L, 12-2	Bottom 3rd, losing 7-1	L	2.2	8	7	7	2	0	2	3	18	63-39
4/27	vs. Amarillo	W, 12-6	End 5th, leading 9-1	W	5.0	6	3	3	1	0	1	2	22	77-52
APRIL TOTALS		12.71 ERA/ 2.74 WHP/ .385 AVG	1-3	11.1	20	16	16	4	0	11	7	64	249-144	
5/3	@ Springfield	L, 12-5	Bottom 2nd, losing 5-0	L	1.2	4	5	5	0	0	4	2	13	62-33
5/8	@ Springfield	W, 9-5	End 5th, leading 4-0	-	5.0	2	0	0	0	0	3	3	18	67-38
5/14	vs. Wichita *	L, 7-6	End 6th, tied 6-6	-	4.2	5	2	2	1	0	0	5	19	70-46
5/22	@ Arkansas	W, 10-5	Bottom 5th, leading 10-2	-	4.1	5	2	2	1	0	3	3	21	88-52
5/28	@ Midland	W, 9-7 (10)	End 5th, losing 5-4	-	5.0	6	5	5	3	0	4	5	24	90-54
MAY TOTALS		6.10 ERA/ 1.74 WHP/ .272 AVG	0-1	20.2	22	14	14	5	0	14	18	95	377-223	
6/3	vs. Corpus Christi	L, 5-4	End 5th, winning 3-1	-	5.0	3	1	1	0	0	3	10	21	86-52
6/9 G2	@ Tulsa	W, 3-0 (7)	End 7th, won 3-0	W	7.0	3	0	0	0	2	1	5	26	79-46
6/14	vs. Arkansas	W, 7-5	Top 7th, winning 7-2	W	6.0	4	3	3	2	1	1	7	25	93-61

* Indicates Relief Appearance

2022 VENEZIANO BATTED BALL STATISTICS

BABIP	GB/FB	LD%	GB%	FB%	IFFB%	HR/FB	Pull%	Cent%	Oppo%	SwStr%
.293	0.83	19.3%	36.7%	44.0%	6.1%	16.7%	44.4%	31.1%	24.5%	12.2%

VENEZIANO vs. ARKANSAS IN 2022

W	L	ERA	G	GS	CG	SHO	GF	HLD	SV	SVO	IP	H	R	ER	HR	HB	BB	IBB	SO	WHIP	AVG
1	0	4.35	2	2	0	0	0	0	0	0	10.1	9	5	5	3	1	4	0	10	1.26	.220

VENEZIANO vs. ARKANSAS HITTERS IN 2022

PLAYER	AVG	AB	H	2B	3B	HR	RBI	BB	SO	PLAYER	AVG	AB	H	2B	3B	HR	RBI	BB	SO
Anchia, J	.000	4	0	0	0	0	0	0	0	Marlowe, C	.500	4	2	0	0	0	1	0	2
DeLoach, Z	.333	3	1	0	0	1	1	0	1	Polcovich, K	.500	4	2	1	0	0	0	1	0
Frick, P	.000	4	0	0	0	0	0	1	0	Rizzo, J	.200	5	1	0	0	1	1	1	1
Kirwer, T	.000	3	0	0	0	0	0	1	1	Scheiner, J	.000	6	0	0	0	0	0	0	3
Larsen, J	.333	6	2	0	0	1	1	0	1	Unroe, R	.500	2	1	0	0	0	0	0	1

MINOR LEAGUE CAREER

SEASON	TEAM	W	L	ERA	G	GS	CG	SHO	SV	SV	IP	H	R	ER	HR	HB	BB	IBB	SO	WHIP	AVG	AB	WP	BK	GIDP	TBF	NP-S
2019	Idaho Falls (R)	3	4	5.59	13	11	0	0	1	1	46.2	65	35	29	6	3	13	0	44	1.67	.323	201	4	0	3	219	822-516
2020		Did not play (no minor league season)																									
2021	Quad Cities (A+)	6	4	3.75	22	22	0	0	0	0	93.2	76	46	39	11	10	37	0	127	1.21	.222	342	9	0	7	393	1577-1027
2022	NW Arkansas (AA)	3	4	6.12	12	11	1	1	0	0	50.0	52	34	34	11	3	30	0	47	1.64	.264	197	1	0	3	231	884-526
TOTALS (3 MILB SEASONS)		12	12	4.82	47	44	1	1	1	1	190.1	193	115	102	28	16	80	0	218	1.43	.261	740	14	0	13	843	3283-2069



PLAYER

QUICK NOTES

CAREER HIGHS

14 HOLDEN CAPPS
LHP • R/L • 6'1" • 194 lbs • 3/24/1995 (27)
2017 MLB Draft – Round 8 (U. of Central Oklahoma)
Born/Resides: Lawton, Oklahoma

17 ZACK PHILLIPS
LHP • L/L • 6'1" • 170 lbs • 7/11/1998 (23)
2019 MLB Draft – Round 27 (Ole Miss)
Born: Sierra Vista, Arizona • Resides: Texarkana, Arkansas

18 ALEC MARSH
RHP • R/R • 6'3" • 220 lbs • 5/14/1998 (24)
2019 MLB Draft – Round 2, 70th Overall (Arizona State)
Born: Waukesha, Wisc. • Resides: Milwaukee, Wisc.

22 STEPHEN WOODS JR.
RHP • R/R • 6'1" • 200 lbs • 6/10/1995 (27)
Traded from Tampa Bay – 7/21/2020
Born: New Hyde Park, N.Y. • Resides: Huntington Station, N.Y.

27 WALTER PENNINGTON
LHP • L/L • 6'2" • 205 lbs • 4/14/1998 (24)
Signed 8/19/2020 as an Undrafted League Free Agent
Born: Englewood, Colorado • Resides: Broomfield, Colorado

29 NOAH MURDOCK
RHP • R/R • 6'8" • 205 lbs • 8/20/1998 (23)
2019 MLB Draft – Round 7 (University of Virginia)
Born: Richmond, VA. • Resides: Colonial Heights, VA

32 ANTHONY VENEZIANO
LHP • L/L • 6'6" • 200 lbs • 9/1/1997 (24)
2019 MLB Draft – Round 10 (Costal Carolina)
Born/Resides: Hackettstown, New Jersey

33 WILL KLEIN
RHP • R/R • 6'5" • 230 lbs • 11/28/1999 (22)
2020 MLB Draft – Round 5 (Eastern Illinois)
Born: Maryville, Tennessee • Resides: Bloomington, Indiana

34 CHRISTIAN COSBY
RHP • R/R • 6'5" • 215 • 12/21/1996 (25)
2018 MLB Draft – Round 14 (Chapman University)
Born/Resides: Placentia, California

38 DANTE BIASI
LHP • L/L • 6'0" • 200 lbs • 12/22/1996 (25)
2019 MLB Draft – Round 6 (Penn State)
Born: Wilkes Barre, Penn. • Resides: Hazleton, Penn.

39 ANDRÉS SOTILLET
RHP • R/R • 6'1" • 215 • 3/2/1997 (25)
Signed 7/4/2015 as an International Free Agent
Born: Cumana, Venezuela • Resides: Sucre, Venezuela

45 YEFRI DEL ROSARIO
RHP • R/R • 6'2" • 180 lbs • 9/23/1999 (22)
Signed 12/5/2017 as a Minor League Free Agent
Born/Resides: Miches, Dominican Republic

51 CHRISTIAN CHAMBERLAIN
LHP • L/L • 5'10" • 173 lbs • 7/20/1999 (22)
2020 MLB Draft – Round 4 (Oregon State)
Born: Grand Junction, Colorado • Resides: Reno, Nevada

53 ÁNGEL ZERPA
LHP • L/L • 6'0" • 220 lbs • 9/27/1999 (22)
Signed 6/26/2016 as an International Free Agent
Born: Valle De La Pasqua, Venz. • Resides: Anaco, Venz.

55 JONAH DIPOTO
RHP • R/R • 6'1" • 225 • 9/3/1996 (25)
2019 MLB Draft – Round 35 (University of Calif, San Diego)
Born: Queens, New York • Resides: San Diego, California

28 JAKE BRENTZ
LHP • L/L • 6'1" • 205 • 9/14/1994 (27)
2013 MLB Draft – Round 11 (BY TORONTO)
Signed 8/20/2019 as a Minor League Free Agent

• **2022:** 5 of 14 outings have been scoreless in 2022, including last two ... has not allowed a run in his last 4.0 innings, dating back to 6/5.
• **2021:** Began the season on the Naturals' 60-Day IL and split the season between the Arizona Complex League, Quad Cities (A+) and NW Arkansas ... combined between three levels, went 4-2 across 22 games (three starts) with a 5.79 ERA (24 ER in 37.1 IP) and 36 strikeouts.
• **2019:** Split the season between Wilmington (A+) and NW Arkansas (AA), pitching in 39 games out of the bullpen for the Blue Rocks and Naturals with a combined 2.61 ERA (15 ER in 51.2 IP) and 55 strikeouts.

2SFB, SL, CH

CONSECUTIVE BATTERS RETIRED: 2 (6/16/2022)

SCORELESS STREAK: 4.0 IP (6/5/22 to 6/16/22)

• **2022:** Not allowed an earned run six outings (10.0 innings), from 5/18 to 6/4 before making his first pro start, 4.0 IP on 6/10 @ TUL.
• **2021:** Split the season between Columbia (A) and Quad Cities (A+), combining to pitch in 25 games out of the bullpen with an 0-4 record, but three saves and a 2.06 ERA (11 ER in 48.0 IP) while walking just 13 and striking out 51 ... 16 of his 25 total appearances were scoreless.
• **2019:** After being drafted, was assigned to Burlington (R) in the Appalachian League and pitched in 20 games out of the bullpen for the B-Royals, going 4-1 with two saves and a 2.15 ERA (9 ER in 37.2 IP), while striking out 29.

4SFB, 2SFB, CT, SL, CH

CONSECUTIVE BATTERS RETIRED: 1 (6/10/2022)

SCORELESS STREAK: 0.1 IP (6/10/2022)

• Ranked by MLB Pipeline as the No. 9 Royals prospect ... Ranked by *Baseball America* as the No. 14 Royals prospect
• **2022:** Struck out 8 or more in five straight starts, including 10 strikeouts in back-to-back starts May 19 @ ARK and May 24 @ MID.
• **2021:** Broke camp with NW Arkansas (AA) and made six starts for the Naturals, before missing the rest of the year with an injury ... went 1-3 with a 4.97 ERA (14 ER in 25.1 IP) with 42 strikeouts (14.92 K/9) ... over his first 8.1 Double-A innings: 8.1 hitless and scoreless innings, named first ever Double-A Central Pitcher of the Week.

4SFB, SL, CV, CH

CONSECUTIVE BATTERS RETIRED: 2 (6/17/2022)

SCORELESS STREAK: 1.1 IP (6/17/2022)

• **2022:** Threw 2.0 scoreless innings 6/10 @ TUL, his first extended scoreless outing of the season.
• **2021:** Spent the entire season with NW Arkansas (AA), beginning the season as a starting pitcher and finishing the year as a reliever ... in 22 games (7 starts, 15 relief appearances), went 5-7 with a 7.42 ERA (39 ER in 47.1 IP), while walking 45 and striking out 48.
• **2018-19:** Missed 2018 due to injury, went 9-3 in 2019 ... selected by Kansas City with the fourth overall pick in the Rule 5 Draft (12/12/2019).
• **2016-17:** Played two seasons in the Giants organization, reaching Class-A, traded to Tampa Bay December 20 in the 38 Evan Longoria deal.

4SFB, CV, CH, CT

CONSECUTIVE BATTERS RETIRED: 0

SCORELESS STREAK: 0.0 IP

• **2022:** Assigned to NWA on 4/21 ... Pitched 5.2 scoreless innings with nine strikeouts for Quad Cities (A+) across three relief outings ... earned decisions in five of first six outings with Naturals, three wins, one loss and one save ... 5 of 13 outings have been scoreless.
• **2021:** Pitched 22 games for Columbia (A), went 3-3 with a team-leading four saves and a 3.18 ERA (14 ER in 39.2 IP) and 37 strikeouts ... placed on the 7-day injured list on 8/14 ... assigned to the ACL Royals Blue (R) on 9/7 for rehab and finished his season with two games there.
• **MISC:** Graduated from the Colorado School of Mines with a mechanical engineering degree, threw 224.2 innings, but also hit .288 with a 1.142 OPS as an outfielder.

4SFB, CV, CH

CONSECUTIVE BATTERS RETIRED: 1 (6/16/2022)

SCORELESS STREAK: 0.1 IP (6/16/2022)

• Ranked by MLB Pipeline as the No. 20 Royals prospect ... Ranked by *Baseball America* as the No. 26 Royals prospect
• **2022:** Assigned to NWA 6/3 after making team-best 10 starts for Quad Cities (A+), went 0-1 with a 5.36 ERA (24 in 40.1 IP) with 39 strikeouts ... struck out six across 5.0 innings in Double-A debut 6/7 @ TUL, 3 of 4 runs that scored came on home runs.
• **2021:** Pitched in seven games (six starts) with Quad Cities (A+) beginning in June and threw 22.2 IP and 19 strikeouts while holding opponents to a .181 batting average without allowing a home run before a season-ending injury ... in his last four starts, gave up just two earned runs in 15.0 innings.

2SFB, CB, SL, CH

CONSECUTIVE BATTERS RETIRED: 0

SCORELESS STREAK: 0.1 IP (6/12/2022)

• Ranked by MLB Pipeline as the No. 14 Royals prospect ... Ranked by *Baseball America* as the No. 30 Royals prospect
• **2022:** 10 of 11 outings have been starts ... pitched 5.0 scoreless on 5/8 @ SPR ... did not issue walk for first time on 5/14 vs. WCH, in 4.2 IP of relief ... pitched past 6.0 innings for first time in his career 6/9 @ TUL, with 7-inning CG shutout, allowed 3 H, 1 BB while striking out 5.
• **2021:** Named Quad Cities (A+) Pitcher of the Year ... across 22 starts, went 6-4 with a 3.75 ERA (39 ER in 93.2 IP), while striking out an organization-best 127 and walking just 37 ... named the High-A Central Pitcher of the Year and All-Star left-handed starting pitcher.

4SFB, SL, CH

CONSECUTIVE BATTERS RETIRED: 0

SCORELESS STREAK: 0.0 IP

• Ranked by MLB Pipeline as the No. 17 Royals prospect ... Ranked by *Baseball America* as the No. 22 Royals prospect
• **2022:** Started the season on Injured List with shin splints, assigned to NWA on 5/14 ... began the season with three short starts, moved to bullpen 6/2 ... first scoreless outing on 6/7 @ Tulsa, struck out side in 7th inning, added 4th strikeout in 8th inning.
• **2021:** Named an MiLB.com Organization All-Star and MLB Pipeline's Royals Pitching Prospect of the Year ... pitched in 36 games out of the bullpen for Quad Cities, went 7-1 with four saves and a 3.58 ERA, with 121 strikeouts in 70.1 IP ... among minor league pitchers who threw 70.0 innings, ranked 1st with 15.48 K/9 and 40.9% strikeout %.

4SFB, CB, CH

CONSECUTIVE BATTERS RETIRED: 7 (6/18/2022)

SCORELESS STREAK: 4.2 IP (6/14/22 to 6/18/22)

• **2022:** Pitched 5.0 innings, two games (4/8 @ SPR and 4/13 vs. WCH) and struck out five before being placed on the Injured List April 19, activated May 31.
• **2021:** After pitching five games in May with Columbia (A), was promoted to Quad Cities (A+) on 6/3, where he remained through the end of the season ... across 25 combined games (10 starts), went 5-4 with a 4.15 ERA (40 ER in 86.2 IP) while striking out 104 and walking just 23 ... among Royals Minor League pitchers who threw at least 80.0 innings, ranked first with a 2.39 BB/9 and 4.52 K/BB, fifth with a 10.80 K/9 and 29.1% K% ... also ranked third among that group of pitchers in WHIP (1.17), fourth in BABIP (.299) and sixth in ERA (4.15).

4SFB, SPL, SL

CONSECUTIVE BATTERS RETIRED: 0

SCORELESS STREAK: 0.0 IP

• **2022:** First two games came in relief, piggybacking Axa Lacy ... made spot start on 4/23 @ FRI, threw 4.0 scoreless vs. Jack Leiter, then made two more starts before transitioning back to bullpen ... returned to rotation 6/2 vs. CC, threw 5.0 scoreless innings with just one hit.
• **2021:** Spent the entire season with Quad Cities (A+), going 5-2 with two saves across 24 games (six starts) with a 3.77 ERA (30 ER in 71.2 IP) and 84 strikeouts ... first 16 appearances of the year all came in relief, six of his last eight were starts, including four straight to end the year.
• **COLLEGE:** Across 28 games (27 starts) at Penn State, went 6-12 with a 3.76 ERA (57 ER in 136.1 IP) while striking out 153 and walking just 69.

4SFB, SL, CH, 2SFB

CONSECUTIVE BATTERS RETIRED: 2 (6/15/2022)

SCORELESS STREAK: 1.1 IP (6/15/2022)

• **His 64 career games pitched for Northwest Arkansas are the most among active Naturals pitchers, 16th all-time in NWA history.**
• **2022:** Began the season 5 games with NWA, assigned to Omaha (AAA) on 4/28, back to NWA 5/24, to OMA 6/1, to NWA 6/10 ... nine AAA games, 3.48 ERA
• **2021:** Began the season with Omaha (AAA) and split the season between the Storm Chasers and NW Arkansas (AAA), pitching in 34 games (1 start) with a 5.52 ERA (28 ER in 45.2 IP) ... pitched for Venezuela in the WBSC Baseball Americas Olympic Qualifying event May 31 to June 5.
• **2019:** Spent the entire year with NW Arkansas (AA), going 6-1 across 34 games (four starts) with a 3.35 ERA (28 ER in 75.1 IP).

2SFB, SL, CH

CONSECUTIVE BATTERS RETIRED: 5 (6/12/22 to 6/17/22)

SCORELESS STREAK: 7.1 IP (5/24/22 to 6/17/22)

• Ranked by *Baseball America* as the No. 25 Royals prospect
• **2022:** Did not allow a run across first four games and 11.1 IP of season ... 12 of 19 appearances have been scoreless.
• **2021:** Spent the entire season with Northwest Arkansas, pitching in 26 games (11 starts) and going 2-4 with a 5.99 ERA (47 ER in 70.2 IP) ... ranked third on the Naturals pitching staff in strikeouts (78) and innings pitched (70.2), and fifth in both games pitched and games started.
• **2019:** Did not pitch due to injury ... had a nerve issue in his right bicep, only treatment was rest.

4SFB, 2SFB, SL, CH

CONSECUTIVE BATTERS RETIRED: 1 (6/17/2022)

SCORELESS STREAK: 0.1 IP (6/17/2022)

• Ranked by MLB Pipeline as the No. 27 Royals prospect
• **2022:** Assigned to NWA 5/31 after pitching 13 games (4 starts) for Quad Cities, went 0-1 with a 4.29 ERA (10 ER in 21.0 IP) with 39 strikeouts ... among Royals minor league pitchers with at least 20.0 innings pitched, his 38.4% K% and 15.80 K/9 rank third, while his .186 opponents' average is tied third.
• **2021:** Assigned to Quad Cities (A+) on May 23 and pitched two games in relief for the River Bandits, going 1-0 with a 4.91 ERA (2 ER in 3.2 IP) with one walk and six strikeouts, before being placed on the Injured List on June 14, and missed rest of the season with a nagging shoulder injury ... first 3.2 innings were scoreless before allowing two runs.

4SFB, CB, CH

CONSECUTIVE BATTERS RETIRED: 0

SCORELESS STREAK: 0.0 IP

• Ranked by MLB Pipeline as the No. 10 Royals prospect ... Ranked by *Baseball America* as the No. 24 Royals prospect ... rated as having the "Best Control" among Royals' pitching prospects in the 2022 Best Tools survey from BA.
• **2022:** Two scoreless starts: 4/16 & 4/22, 9.0 IP total ... after 2.0 inning start on April 10, last EIGHT starts have been at least 4.0 innings.
• **2021:** Began the season in Quad Cities (A+) and after stops with NW Arkansas (AA) and Omaha (AAA), made his Major League debut on Sept. 30 vs. Cleveland, pitching 5.0 innings and allowing two runs with four strikeouts ... 108 strikeouts between the three MiLB levels ranked 8th among Royals minor pitchers, as did 88.1 innings pitched.

4SFB, 2SFB, SL, CH

CONSECUTIVE BATTERS RETIRED: 6 (6/18/2022)

SCORELESS STREAK: 7.0 IP (6/4/22 to 6/18/22)

• **2022:** Pitched a scoreless Cactus League inning with a strikeout on 3/29 against his dad's Seattle Mariners ... his .185 opponents' batting average is 2nd-lowest along Royals minor league pitchers with at least 20.0 IP ... 14.73 K/9 and 36.2% K% rank third and fourth behind Alec Marsh and Christian Chamberlain.
• **2021:** Pitched 22 games for Quad Cities, went 1-0 with eight saves (in 10 chances) and a 3.19 ERA (11 ER in 31.0 IP) and 39 strikeouts ... eight saves ranked tied second in the Royals' system ... 15 of his 22 outings were scoreless, only allowing more than one run three times.
• **MISC:** Full name is Jonah Seaver Dipoto, after Tom Seaver ... Father Jerry Dipoto is currently the President of Baseball Operations for the Seattle Mariners, formerly their GM.

SI, 4SFB, SL, CH

CONSECUTIVE BATTERS RETIRED: 1 (6/18/2022)

SCORELESS STREAK: 2.2 IP (6/15/22 to 6/18/22)

IP 5.0 (5x) Last: 9/3/17 vs. Orem
K 7 (2x) Last: 7/1/18 vs. Asheville
BB 5 5/27/22 @ Midland
H 8 (3x) Last: 9/3/17 vs. Orem
R 7 9/9/17 @ Ogden
NP 95 (8/28/17 @ Ogden)

IP 4.0 (4x) Last: 6/10/22 @ Tulsa
K 6 7/13/21 @ Myrtle Beach
BB 4 4/9/22 @ Springfield
H 6 (2x) Last: 9/18/21 vs. South Bend
R 8 4/9/22 @ Springfield
NP 73 6/10/22 @ Tulsa

IP 6.1 5/31/22 vs. Corpus Christi
K 11 5/14/21 vs. Tulsa
BB 5 5/12/22 vs. Wichita
H 10 6/11/22 @ Tulsa
R 8 6/11/22 @ Tulsa
NP 98 6/11/22 @ Tulsa

IP 7.0 (2x) Last: 6/18/17 vs. Asheville
K 10 5/21/17 @ Charleston
BB 5 (6x) Last: 6/30/21 @ Springfield
H 10 6/18/21 @ San Antonio
R 7 6/18/21 @ San Antonio
NP 96 6/12/17 vs. Greenville

IP 3.1 (2x) Last: 5/7/22 @ Arkansas
K 5 (2x) Last: 4/15/22 vs. Cedar Rapids
BB 4 (2x) Last: 6/5/22 vs. Corpus Christi
H 5 7/11/21 vs. Charleston
R 5 (3x) Last: 6/5/22 vs. Corpus Christi
NP 51 6/24/21 vs. Myrtle Beach

IP 5.2 7/16/21 @ Beloit
K 7 5/20/22 @ Dayton
BB 5 (2x) Last: 6/12/22 @ Tulsa
H 8 4/27/22 vs. South Bend
R 5 5/26/22 @ Fort Wayne
NP 89 5/14/22 vs. Wisconsin

IP 7.0 6/9/22 @ Tulsa
K 10 (2x) Last: 6/3/22 vs. Corpus Christi
BB 5 4/9/22 @ Springfield
H 12 7/29/19 vs. Missoula
R 9 7/29/19 vs. Missoula
NP 93 6/14/22 vs. Arkansas

IP 3.0 (5x) Last: 8/12/21 vs. Beloit
K 6 (5x) Last: 8/12/21 vs. Beloit
BB 5 (2x) Last: 6/2/22 vs. Corpus Christi
H 5 5/21/22 @ Arkansas
R 4 (4x) 5/21/22 @ Arkansas
NP 56 7/1/21 vs. Cedar Rapids

IP 6.0 9/1/21 @ Cedar Rapids
K 8 6/15/21 vs. Wisconsin
BB 5 6/16/22 vs. Arkansas
H 10 7/22/19 @ Missoula
R 9 7/22/19 @ Missoula
NP 87 9/7/21 vs. Peoria

IP 5.0 (3x) Last: 6/15/22 vs. Arkansas
K 7 (5x) Last: 5/21/22 @ Arkansas
BB 5 6/29/21 vs. Cedar Rapids
H 6 6/22/18 vs. Charleston
R 5 (2x) Last: 5/30/21 @ Dayton
NP 81 5/5/22 @ Springfield

IP 9.0 7/7/18 vs. Greensboro
K 10 7/7/18 vs. Greensboro
BB 4 9/2/18 vs. Potomac
H 11 (3x) Last: 6/21/18 vs. Charleston
R 9 6/21/18 vs. Charleston
NP 113 7/7/18 vs. Greensboro

IP 7.0 8/30/18 vs. Augusta
K 9 8/30/18 vs. Augusta
BB 5 (2x) Last: 8/1/21 vs. Wichita
H 8 6/22/18 vs. Charleston
R 8 6/22/18 vs. Charleston
NP 95 6/22/18 vs. Asheville

IP 2.2 (2x) Last: 5/14/22 vs. Wisconsin
K 6 5/3/22 @ Cedar Rapids
BB 4 4/8/22 @ South Bend
H 4 4/20/22 @ Wisconsin
R 6 6/17/22 vs. Arkansas
NP 48 4/8/22 @ South Bend

IP 6.2 5/29/22 @ Midland
K 10 (2x) Last: 6/4/22 vs. Corpus Christi
BB 4 (2x) Last: 8/18/18 @ AZL Mariners
H 11 (2x) Last: 7/26/19 @ Princeton
R 9 7/26/19 @ Princeton
NP 94 (2x) Last: 6/4/22 vs. Corpus Christi

IP 3.0 (4x) Last: 5/16/21 vs. Cedar Rapids
K 6 5/16/21 vs. Cedar Rapids
BB 4 (2x) Last: 4/8/22 @ Springfield
H 4 (3x) Last: 6/15/22 vs. Arkansas
R 3 (4x) Last: 7/30/21 vs. South Bend
NP 46 6/4/22 vs. Corpus Christi

MAJOR LEAGUE REHAB ASSIGNMENT:

• **2022:** Placed on the IL by KC on 4/30 with a left flexor strain, assigned to NW Arkansas 6/19 to begin Rehab Assignment ... in 8 games this season with the Royals, went 0-3 with a 23.63 ERA (14 ER in 5.1 IP) with 9 strikeouts.
• **2021:** Made his first Opening Day roster despite having never pitched at the Major League level, and remained with the Royals for the entire season, except an eight-game stretch from Aug. 23-31 in which he was placed on the 10-day Injured List with a left shoulder impingement ... went 5-2 with a 3.66 ERA (26 ER in 64.0 IP) with 76 strikeouts ... among rookie relievers, ranked first in games pitched (72), tied for second in holds (15), fourth in innings (64.0) and strikeouts (76), tied for fourth in wins (5), sixth in opponents' average (.197) and K/9 (10.69), tied for eighth in saves (2) and 10th in ERA (3.66).
• **2019:** Pitched for Altoona (Double-A Pirates) and Indianapolis (Triple-A Pirates) before his release by Pittsburgh ... signed with Kansas City on August 20 and pitched five games for the Naturals in the final weeks of the season, went 0-0 with a 3.38 ERA (2 ER in 5.1 IP) with five strikeouts.

NATURALS RELIEVERS			ENTRANCE SITUATION			INNING ENTERING THE GAME											INHERITED RUNNERS			1-2-3 INNINGS		
PITCHER	LAST APPEARANCE (NWA)		LEAD	TRAIL	TIED	1	2	3	4	5	6	7	8	9	10+		BR INHER.	BR SCORE	% SCORE	TOTAL POSSIBLE	% 1-2-3	
38 Biasi, Dante	FRI 5/27 @ Midland (2.0 IP)		3	3	-	-	2	-	-	1	2	-	-	-	-		3	0	0.0%	5	17	29.4%
14 Capps, Holden	THU 6/16 vs. Arkansas (2.0 IP)		6	6	2	-	-	1	1	3	4	2	1	2	-		7	1	14.3%	4	18	22.2%
51 Chamberlain, Christian	FRI 6/17 vs. Arkansas (0.1 IP)		1	3	1	-	-	-	1	-	1	2	1	-	-		1	0	0.0%	1	5	20.0%
34 Cosby, Christian	THU 6/16 vs. Arkansas (1.0 IP)		1	4	1	-	1	-	1	2	2	-	-	-	-		5	4	80.0%	1	8	12.5%
45 Del Rosario, Yefri	FRI 6/17 vs. Arkansas (2.1 IP)		8	9	2	-	-	1	2	1	5	3	4	3	-		13	3	23.1%	9	35	25.7%
55 Dipoto, Jonah	SAT 6/18 vs. Arkansas (2.0 IP)		7	10	1	-	-	-	-	-	3	6	8	2	-		15	3	20.0%	7	22	31.8%
Haake, Zach	TUE 4/19 @ Frisco (2.2 IP)		1	2	-	-	-	1	-	1	1	-	-	-	-		3	3	100.0%	2	7	28.6%
33 Klein, Will	SAT 6/18 vs. Arkansas (2.1 IP)		3	2	-	-	-	-	-	1	1	2	1	-	-		-	-	-	6	9	66.7%
Peacock, Matt	WED 6/15 vs. Arkansas (1.0 IP)		1	-	-	-	-	-	-	-	-	1	-	-	-		-	-	-	0	1	0.0%
27 Pennington, Walter	THU 6/16 vs. Arkansas (2.2 IP)		6	4	5	-	-	-	2	3	1	4	3	1	1		11	1	9.1%	9	23	39.1%
17 Phillips, Zack	SAT 6/4 vs. Corpus Christi (2.2 IP)		2	10	1	1	1	1	-	3	2	1	2	1	1		9	0	0.0%	6	23	26.1%
Smith, Patrick	THU 5/12 vs. Wichita (0.1 IP)		1	1	1	-	-	-	-	-	2	1	-	-	-		-	-	-	-	-	-
39 Sotillet, Andres	FRI 6/17 vs. Arkansas (1.1 IP)		7	1	1	-	-	-	1	1	-	1	5	1	-		7	0	0.0%	4	14	28.6%
Speier, Gabe	WED 6/15 vs. Arkansas (1.0 IP)		1	-	-	-	-	-	-	-	1	-	-	-	-		-	-	-	0	1	0.0%
32 Veneziano, Anthony	SAT 5/14 vs. Wichita (4.2 IP)		-	1	-	-	1	-	-	-	-	-	-	-	-		3	1	33.3%	1	4	25.0%
Willeman, Zach	THU 5/26 @ Midland (2.0 IP)		9	5	2	-	-	-	-	-	1	8	6	1			5	3	60.0%	8	20	40.0%
22 Woods Jr., Stephen	THU 6/16 vs. Arkansas (2.1 IP)		10	6	1	-	-	1	1	-	2	10	1	2	-		4	1	25.0%	4	21	19.0%
			67	67	18	1	5	5	9	16	27	34	34	18	3		86	20	23.3%	67	228	29.4%

STARTING PITCHER SPLITS						
PITCHER	GS	W-L	TEAM W-L	R SUPPORT	SUPPORT/START	
18 Marsh, Alec	12	1-5	3-9	28	2.33	
32 Veneziano, Anthony	11	3-4	6-5	43	3.91	
29 Parrish, Drew	10	4-3	5-5	27	2.70	
53 Zerpa, Ángel	10	1-4	4-6	31	3.10	
38 Biasi, Dante	6	1-1	5-1	23	3.83	
33 Klein, Will	3	0-0	2-1	7	2.33	
39 Martinez, Marcelo	3	1-1	2-1	15	5.00	
21 Lacy, Asa	2	0-1	1-1	9	4.50	
29 Murdock, Noah	2	0-1	1-1	4	2.00	
17 Phillips, Zack	2	0-1	1-1	4	2.00	
						61 191 3.13

1st Pitch Strikes			
FPS	TBF	% FPS	
141	237	59.5%	
106	213	49.8%	
134	215	62.3%	
114	192	59.4%	
48	111	43.2%	
15	30	50.0%	
39	55	70.9%	
23	43	53.5%	
20	41	48.8%	
21	32	65.6%	
661	1,169	56.5%	

1-2-3 INNINGS			
TOTAL	POSSIBLE	% 1-2-3	
14	50	28.0%	
10	43	23.3%	
28	54	51.9%	
9	54	16.7%	
4	24	16.7%	
0	3	0.0%	
7	14	50.0%	
3	9	33.3%	
2	8	25.0%	
1	5	20.0%	
78	264	29.5%	

NATURALS STARTERS VS. RELIEVERS		
STARTERS	RELIEVERS	
11-19	W-L	19-12
5.19	ERA	5.52
263.2	INNINGS	273.2
253 (43)	HITS (HR)	280 (31)
161 (152)	R (ER)	186 (168)
132	BB	161
295	K	271
1.46	WHIP	1.61
.248	AVG	.266

STARTING PITCHER/CATCHER MATCHUPS																																				
PITCHER		LOGAN PORTER							SEBASTIAN RIVERO							GAVIN STUPIENSKI							TYLER CROPLEY							TOTALS						
		GS	W-L	ERA	IP	ER	BB	SO	GS	W-L	ERA	IP	ER	BB	SO	GS	W-L	ERA	IP	ER	BB	SO	GS	W-L	ERA	IP	ER	BB	SO	GS	W-L	ERA	IP	ER	BB	SO
18	Marsh, Alec	6	1-2	7.24	27.1	30	10	46	4	0-1	5.94	16.2	15	8	28	1	0-1	13.50	2.0	4	4	5	1	0-1	9.00	5.0	7	3	4	12	1-5	7.24	51.0	41	25	83
32	Veneziano, Anthony	4	0-1	6.62	17.2	19	12	21	3	1-2	12.27	7.1	10	10	4	2	1-0	1.59	11.1	8	4	8	2	1-1	7.00	9.0	10	4	9	11	3-4	6.35	45.1	32	30	42
28	Parrish, Drew	3	2-1	3.16	17.1	14	4	11	4	1-1	3.32	19.0	10	7	16	3	1-1	0.00	18.2	7	3	21	-	-	-	-	-	-	10	4-3	2.13	55.0	13	14	48	
53	Zerpa, Ángel	4	0-2	4.82	18.2	22	6	24	4	1-0	0.98	18.1	17	5	18	1	0-1	4.05	6.2	8	1	9	1	0-1	31.50	2.0	6	2	0	10	1-4	4.34	45.2	22	14	51
38	Biasi, Dante	4	0-0	6.06	16.1	20	10	15	1	0-0	0.00	4.0	3	3	4	1	1-0	0.00	5.0	1	3	4	-	-	-	-	-	-	6	1-0	3.91	25.1	11	16	23	
33	Klein, Will	2	0-0	16.88	2.2	6	7	1	1	0-0	20.25	1.1	2	5	1	-	-	-	-	-	-	-	-	-	-	-	-	-	3	0-0	18.00	5.0	10	17	4	
39	Martinez, Marcelo	2	0-0	3.38	8.0	5	6	10	1	1-0	1.50	6.0	2	1	7	-	-	-	-	-	-	-	-	-	-	-	-	-	3	1-0	2.57	14.0	4	7	17	
21	Lacy, Asa	-	-	-	-	-	-	-	1	0-0	6.75	4.0	1	3	6	-	-	-	-	-	-	-	1	0-1	3.18	5.2	5	2	7	2	0-1	4.66	9.2	5	5	13
29	Murdock, Noah	1	0-1	7.20	5.0	7	0	6	-	-	-	-	-	-	-	1	0-0	4.91	3.2	4	5	4	-	-	-	-	-	-	2	0-1	6.23	8.2	6	5	10	
17	Phillips, Zack	1	0-0	9.00	4.0	6	2	5	1	0-1	54.00	1.0	5	2	1	-	-	-	-	-	-	-	-	-	-	-	-	-	2	0-1	18.00	5.0	10	4	6	
	Relievers	12	5	4.51	119.2	115	64	129	-	5-6	6.82	100.4	114	61	98	-	2-1	4.72	34.1	31	28	36	-	0-0	6.05	19.1	19	8	8	19-12	5.52	273.2	168	161	27	
	TOTALS	27	15-12	5.25	236.2	138	121	268	20	9-11	6.02	178.0	119	105	183	9	5-4	3.09	81.2	28	48	87	5	1-4	7.46	41.0	34	19	28	61	30	5.36	537.1	320	293	566
		CS/ATT 8/28 PCT 28.6%							CS/ATT 3/28 PCT 10.7%							CS/ATT 0/7 PCT 0.0%							CS/ATT 0/9 PCT 0.0%							CS/ATT 11/72 PCT 15.3%						

CATCHER PITCHING STATS																									
CATCHERS		W	L	ERA	GS	SV	IP	H	R	ER	HR	HB	BB	IBB	SO	WHIP	AVG	WP	GDP	TBF	SB	CS	ATT	%CS	PB
11	Logan Porter	15	12	5.25	27	6	236.2	244	148	138	35	14	121	3	268	1.54	.266	13	16	1,059	20	8	28	28.6%	1
3	Sebastian Rivero	9	11	6.02	20	1	178.0	179	128	119	21	12	105	2	183	1.60	.260	14	18	815	25	3	28	10.7%	3
44	Gavin Stupienksi	5	4	3.09	9	1	81.2	63	36	28	5	4	48	0	87	1.36	.179	4	8	352	7	0	7	0.0%	0
2	Tyler Cropley	1	4	7.46	5	0	41.0	47	35	34	13	2	19	0	28	1.61	.249	2	2	189	9	0	9	0.0%	0

NATURALS PITCHER PICKOFF LOG (4)					
	DATE	INNING	PITCHER	RUNNER	BASE OUT #
1	4/16 vs. Wichita	▲ 3	Ángel Zerpa (1)	Kevin Merrell	1st 1
2	4/28 vs. Amarillo	▲ 3	Ángel Zerpa (2)	Blaze Alexander	2nd 1
3	5/18 @ Arkansas	▼ 6	Zack Phillips (1)	Patrick Frick	1st 2
4	5/21 @ Arkansas	▼ 3	Dante Biasi (1)	Cade Marlowe	2nd 3

AUTOMATIC BALLS CALLED ON NATURALS PITCHERS (10)					
DATE	INNING	UMPIRE	PITCHER (# IN '22)	COUNT AT CALL	BATTER RESULT (COUNT)
4/19/2022 @ Frisco	▼ 2	Jake Bruner	Alec Marsh (1)	0-0	Strikeout (1-2)
4/19/2022 @ Frisco	▼ 8	Jake Bruner	Stephen Woods Jr. (1)	3-1	Walk (3-1)
4/21/2022 @ Frisco	▼ 3	Benjamin Engstrand	Anthony Veneziano (1)	1-2	Walk (3-2)
4/26/2022 vs. Amarillo	▲ 3	Tanner Dobson	Drew Parrish (1)	0-0	Popout (1-2)
4/30/2022 vs. Amarillo	▲ 3	Harrison Silverman	Alec Marsh (2)	1-1	Strikeout (3-2)
5/1/2022 vs. Amarillo	▲ 1	Willie Traynor	Drew Parrish (2)	0-2	Popout (1-2)
5/21/2022 @ Arkansas	▼ 1	Chris Presley-Murphey	Will Klein (1)	0-0	Walk (3-2)
5/26/2022 @ Midland	▼ 8	Benjamin Engstrand	Zach Willeman (1)	0-0	Bunt Single (1-0)
6/14/2022 vs. Arkansas	▲ 7	Tanner Dobson	Holden Capps (1)	2-2	Double Play (3-2)
6/16/2022 vs. Arkansas	▲ 4	Willie Traynor	Stephen Woods Jr. (2)	3-2	Walk (3-2)
6/18/2022 vs. Arkansas	▲ 2	Harrison Silverman	Ángel Zerpa (1)	3-1	Walk (3-1)



PLAYER

QUICK NOTES

CAREER HIGHS

1 JOHN
RAVE

OUTFIELDER • L/L • 6'0" • 185 • 12/30/1997 (24)
2019 MLB Draft – Round 5 (Illinois State)
Born: Canton, Illinois • Resides: Bloomington, Illinois

2 TYLER
CROPLEY

CATCHER • R/R • 5'11" • 185 • 12/10/1995 (26)
Signed 10/8/2020 as a Minor League Free Agent
Born: Sioux City, Iowa • Resides: Cedar Rapids, Iowa

3 SEBASTIAN
RIVERO

CATCHER • R/R • 6'1" • 215 • 12/10/1995 (27)
Signed 7/12/2015 as an International Free Agent
Born: Maracay, Venezuela • Resides: Mariara, Venezuela

4 RYAN
GROTJOHN

INF/OF • L/R • 6'2" • 175 • 4/25/1995 (27)
Signed 1/27/2022 as a Minor League Free Agent
Born: Bakersfield, California • Resides: Scottsdale, Arizona

7 BRHET
BEWLEY

INF/OF • R/R • 5'11" • 182 lbs • 1/30/1997 (25)
2018 MLB Draft – Round 32 (University of San Diego)
Born: Temecula, California Resides: Winchester, California

8 MAIKEL
GARCIA

INFIELDER • R/R • 6'0" • 145 • 3/3/2000 (22)
Signed 7/27/2016 as an International Free Agent
Born/Resides: La Sabana, Venezuela

9 JAKE
MEANS

INFIELDER • R/R • 6'2" • 215 • 4/14/1996 (26)
2019 MLB Draft – Round 22 (Indiana State)
Born/Resides: Olathe, Kansas

11 LOGAN
PORTER

CATCHER • R/R • 6'0" • 200 • 7/12/1995 (26)
Signed 6/21/2018 as a Non-Drafted Free Agent
Born: Phoenix, Arizona • Resides: Surprise, Arizona

12 TUCKER
BRADLEY

OUTFIELDER • L/L • 6'0" • 206 • 5/6/1998 (24)
Signed 6/23/2020 as a Non-Drafted Free Agent
Born/Resides: Chickamauga, Georgia

13 NICK
LOFTIN

OUTFIELDER • R/R • 6'1" • 180 • 9/25/1998 (23)
2020 MLB Draft – CBA Round (32nd Overall)
Born/Resides: Corpus Christi, Texas

16 ROBBIE
GLENDINNING

INFIELDER • R/R • 6'2" • 198 • 10/6/1995 (26)
Signed 2/22/2022 as a Minor League Free Agent
Born: Perth, Western Australia • Resides: Kansas City, MO

19 TYLER
GENTRY

OUTFIELDER • R/R • 6'2" • 200 • 2/1/1999 (23)
2020 MLB Draft – Round 3 (Alabama)
Born: Memphis, Tennessee • Resides: Arlington, Tennessee

25 SEULY
MATIAS

OUTFIELDER • R/R • 6'3" • 225 • 9/4/1998 (23)
Signed 7/4/2015 as an International Free Agent
Born/Resides: La Isabela, Dominican Republic

- **2022:** Began the season with NWA, assigned to Omaha (AAA) on May 25 and went 3-for-16 across five games, assigned back to NWA June 4.
- **2021:** Named an MiLB.com Organization All-Star in the outfield for Kansas City ... spent the season with Quad Cities (A+), playing in 77 games and hit .252/.352/.453 (70-for-278) ... hit 14 homers and stole 13 bases, making him one of five 13-13 players in the system in 2021.
- **2019:** Assigned to Burlington (R) after being drafted and played 15 games in the Appalachian League before being promoted to Lexington (A) on 7/7, where he finished the season ... combined to slash .234/.326/.320 (54-for-231) across the two levels with 13 XBH and 16 RBI.

HIT STREAK:

- **2022:** Began the season with NWA, went 1-for-8 across four games, placed on IL 4/19 ... rehabbed 5 games with ACL Royals and Columbia (A) from 6/6 to 6/12, went 4-for-16 with a double and walk, returned to Naturals on 6/14 and singled in his first at-bat back.
- **2021:** Spent the entire season with Northwest Arkansas (AA) ... across 26 games (19 starts), slashed .194/.325/.313 (13-for-67) with two home runs and six runs batted in... 6 of his 13 hits came in the month of July, where he hit .261 (6-for-23) in 10 games, with a double and three walks ... caught 5 of 12 would-be base stealers (42.0% CS).
- **2019:** Limited to 41 games with the Hagerstown Suns (A) and spent time on the injured list, hit .187 /.294/.276 (23-for-123).
- **COLLEGE:** Played 2015 and 2016 at Iowa Western CC before transferring to the University of Iowa for 2017 and 2018.

HIT STREAK: 3 Games (4/17 to 6/17) .375 (3-for-8), 1 2B

ON-BASE BASE STREAK:

ON-BASE BASE STREAK: 3 Games (4/17 to 6/17) .375 (3-for-8), 1 HBP

- **2022:** Assigned to NW Arkansas to begin the season, recalled by Kansas City May 8-13 and May 17-28 ... in three Major League games (5/12, 5/19, 5/22), went 0-for-7 with one walk & four strikeouts ... had first 2-homer game of his career on 4/27 vs. Amarillo ... returned to action for NWA on 6/15.
- **2021:** Split the season between Omaha (AAA) and Kansas City, appearing in 17 games (9 starts) for the Royals in his first Major League season and slashed .175/.250/.225 (7-for-40) ... made his Major League debut on 5/8 against the White Sox as the starting catcher ... appeared in 42 games with the Storm Chasers and slashed .260/.319/.380 (39-for-150) and threw out 10 of 34 would-be base stealers (29%).

HIT STREAK:

ON-BASE BASE STREAK: 2 Games (6/16 to 6/18) .000 (0-for-4), 2 BB

- **2022:** Started season 0-for-11, first hit of season was 2nd inning home run on 4/30 vs. Amarillo.
- **2021:** Released by Arizona on 1/8, spent the season in the American Association with the Kansas City Monarchs and was named the American Association All-Star at 2B, slashing .329/.436/.523 (109-for-339) with 10 HR and 60 RBI for the league champions ... led the team in OBP and ranked second on the team in AVG, BB (55) and SB (12)
- **2017-2019:** Spent three seasons in the Diamondbacks' system originally Arizona's 10th-round pick in 2017 ... reached as high as Double-A Jackson in 2018 and 2019 ... won league championships with Jackson and Visalia (A+) in 2019.

HIT STREAK: 4 Games (6/11 to 6/17) .364 (4-for-11), 2 2B

ON-BASE BASE STREAK: 5 Games (6/10 to 6/17) .364 (4-for-11), 1 BB, 1 HBP

- **2022:** Began the season on Injured List, activated by NW Arkansas on 5/3 ... went 2-for-5 in his first game of the season on 5/5 @ SPR, with a solo home run in the sixth inning, his second hit of the day ... went 3-for-3 with a double & two runs off the bench, 5/25 @ MID, tied single-game career high in hits.
- **2021:** Spent most of the season with NW Arkansas (A+), slashing .230/.284/.363 (47-for-204) across 56 games ... out of action for a month, on the Injured List between 8/10 and 9/5 ... appeared at 2nd base, (23 games), 3rd base (23 games), left field (5 games) and DH (5 games), also pitched one inning (7/25 @ Tulsa).
- **2019:** Spent the entire season with Lexington (A), playing in 60 games, while slashing .252/.356/.307 (51-for-202) with one HR and 17 RBI.

HIT STREAK:

ON-BASE BASE STREAK:

- Ranked by MLB Pipeline as the No. 18 Royals prospect ... Ranked by *Baseball America* as the No. 28 Royals prospect ... rated as having the "Best Infield Arm" among Royals' prospects in *Baseball America's* 2022 Best Tools survey.
- **2022:** Has reached base in 51 of 58 games, reaching base multiple times on 35 occasions ... team-best 20 multi-hit games and 12 multi-run games... 14-game hitting streak from 4/27 to 5/12; hit .397 with .970 OPS ... hit his first home run of the season 6/10 @ TUL, three-run shot cap 8-run 7th inning.
- **2021:** Split season between 47 (A), and Quad Cities (A+), slashed .291/.380/.405 (120-for-480) between the two levels ... ranked third in the Royals' minor league system in average (.291) among qualified hitters and sixth in BABIP (.341) ... fifth in the system in hits (120), tied fourth in steals (35) ... added to KC 40-man roster on 11/19/21.

HIT STREAK:

ON-BASE STREAK:

- **2022:** Reached base 4 times in back-to-back games, 5/27 and 5/28 @ Midland ... doubled 6 times in 8-game stretch, 5/24 to 6/1.
- **2021:** Spent the first month and a half of the season with Columbia (A) before a promotion to Quad Cities (A+) on 6/15, where he finished out the season ... combined to slash .222/.343/.429 (76-for-343) over 97 games, with 16 home runs and 52 runs batted in ... assigned to the Surprise Saguaros of the Arizona Fall League after the MiLB season ... across 19 games, slashed .171/.244/.271 (12-for-70) with four doubles.
- **MISC:** Younger brother of Baltimore starting pitcher John Means ... attended Gardner Edgerton HS, same high school as Bubba Starling ... college teammates with Clay Dungan

HIT STREAK:

ON-BASE BASE STREAK:

- **2022:** Has reached in 40 of 43 games ... Royals system leader in batting average (.331), on-base percentage (.470) and OPS (1.005), 3rd in SLG (.535) ... ranks 2nd in both Texas League and Double-A, 3rd among ALL qualified full-season MiLB hitters with his .470 OBP ... in Texas League, 5th in AVG, 5th in OPS.
- **2021:** Spent the season with Quad Cities (A+) and slashed .241/.368/.451 (62-for-257) in 77 games ... named a High-A Central post-season All-Star at catcher ... hit a walk-off homer in Game 4 of the High-A Central Championship Series on 9/25 to win 2-1 and force Game 5.
- **MISC:** Grew up down the street from Surprise Stadium, was a dubbie for the AZL Royals the summer of 2011 while in high school, also caught bullpens for the team.

HIT STREAK:

ON-BASE BASE STREAK: 13 Games (5/31 to 6/18) .342 (13-for-38), 12 BB, 3 HBP

- **2022:** Two of five home runs this season have been GRAND SLAMS, 4/23 @ Frisco and 5/12 vs. Wichita, both in 5th inning, first two of his pro career.
- **2021:** Began his professional career splitting the year between Columbia (A) and Quad Cities (A+) and combined to slash .285/.380/.427 (94-for-330) with 30 extra-base hits and 45 runs batted in ... his .380 OBP ranked fourth among qualified Royals Minor Leaguers, while a .285 average and .807 OPS ranked eighth.
- **2017-2020:** Played collegiately at the University of Georgia, where he slashed .317/.384/.412 (143-for-451) in 125 games with 14 doubles, nine home runs and 62 RBI ... lists his favorite college memory as playing at Baum-Walker Stadium his freshman season.

HIT STREAK:

ON-BASE BASE STREAK:

- Ranked by MLB Pipeline as the No. 4 Royals prospect ... Ranked by *Baseball America* as the No. 12 Royals prospect ... rated as having the "Best Strike-Zone Discipline" among Royals prospects in *Baseball America's* 2021 AND 2022 Best Tools surveys.
- **2022:** Third on team with 18 multi-hit games and second with 10 multi-run games ... has reached in 42 of 51 games, hits in 35 of 51 games ... did not start for five game stretch, June 1-5 nursing left shoulder soreness, after exiting May 31 game early, returned to action June 7 @ Tulsa.
- **2021:** Spent his first pro season with Quad Cities (A+) and slashed .289/.374/.464 (103-for-356) across 90 games, named an MiLB.com Organization All-Star at third base ... won the High-A East Central batting title with a .289 average ... hit for the cycle on 8/1, going 5-for-6 at the plate with a walk-off homer in the ninth to complete the cycle.

HIT STREAK:

ON-BASE BASE STREAK:

- **2022:** Has reached base in 47 of 52 games this season ... reached base in first 15 games of the season, April 8-29, also reached base in 17 games from May 21 to June 10, two longest streaks on team this season ... has reached base multiple times in 22 games ... 38 RBI rank 3rd among Royals minor leaguers.
- **2021:** Did not play, missing the entire year after undergoing Tommy John surgery ... tore his UCL while playing catch in February 2021.
- **2017-2019:** Drafted by Pittsburgh in the 21st Round in 2017 and spent three seasons in the Pirates organization, slashing .274/.361/.417 (174-for-636) across 189 games, reaching as high as Double-A Altoona in 2019 ... named a Florida State League Mid-season All-Star in 2019.

HIT STREAK:

ON-BASE BASE STREAK: 5 Games (6/12 to 6/18) .176 (3-for-17), 4 BB

- Ranked by MLB Pipeline as the No. 24 Royals prospect
- **2022:** Began season in Quad Cities (A+), assigned to NWA on 6/14 ... in 38 games with River Bandits, hit .336 (43-for-128), with 12 XBH, 23 RBI & .950 OPS.
- **2021:** Spent his first pro season in Quad Cities (A+), slashing .259/.395/.449 (38-for-147) in 44 games with the River Bandits ... played everyday for the first two months of the season ... placed on the 7-Day injured list on 7/14 and then the 60-Day IL 8/2 ... recorded hits in 30 of 43 games with at least one plate appearance, reached in 38 of 43 games.
- **COLLEGE:** Began his career at Walter State Community College in 2018 before transferring to the University of Alabama for the 2019 and 2020 seasons ... finished his career with the Crimson Tide slashing .335/.420/.594 (89-for-266) in 73 games with 18 doubles, 17 homers and 63 RBI

HIT STREAK:

ON-BASE BASE STREAK:

- Ranked by *Baseball America* as the pre-season No. 31 Royals prospect ... rated as having the "Best Outfield" among Royals' prospects in *Baseball America's* Best Tools surveys for five straight years, 2018 to 2022.
- **2022:** Hit 14th walk-off HR in Nationals history, 6/4 vs. CC, two-run homer in 10th, his team-leading 9th HR of the season ... hit in the head by a pitch Friday 6/10 @ TUL, exited game and went on IL, activated 6/19.
- **2021:** Split the season between Quad Cities (A+) and Northwest Arkansas (AA), with a rehab appearance for the ACL Royals, playing in 64 total games with a .213/.309/.511 (50-for-235) slash line ... after the MiLB season, assigned to Surprise of the Arizona Fall League, tied for the team lead both with six home runs and 20 runs batted in.

HIT STREAK: 4 Games (6/7 to 6/10) .333 (4-for-12)

ON-BASE BASE STREAK: 8 Games (6/2 to 6/10) .208 (5-for-24), 5 BB, 2 HBP

H	4	(2x) Last: 8/1/21 vs. South Bend
R	4	8/1/21 vs. South Bend
HR	2	8/5/21 @ Cedar Rapids
RBI	5	(2x) Last: 8/3/21 @ Cedar Rapids
BB	3	(2x) Last: 5/17/22 @ Arkansas
SB	3	8/22/21 @ South Bend
H	2	(11x) Last: 7/16/21 vs. Arkansas
R	2	(5x) Last: 7/16/21 vs. Arkansas
HR	1	(4x) Last: 8/7/21 @ Arkansas
RBI	3	(2x) Last: 5/23/21 @ Springfield
BB	2	(5x) Last: 5/16/21 vs. Tulsa
SB	1	(2x) Last: 5/3/19 @ Augusta
H	5	6/10/21 @ St. Paul
R	4	7/2/18 vs. Asheville
HR	2	4/27/22 vs. Amarillo
RBI	4	(3x) Last: 6/10/21 @ St. Paul
BB	2	(8x) Last: 5/4/22 @ Springfield
SB	1	(4x) Last: 8/7/21 vs. Columbus
H	4	(2x) Last: 8/21/18 vs. Peoria
R	4	6/26/18 @ Peoria
HR	1	(14x) Last: 6/5/22 vs. Corpus Christi
RBI	7	7/27/18 vs. Beloit
BB	3	(2x) Last: 5/14/19 @ Mobile
SB	1	(1x) Last: 3/31/19 vs. Jacksonville
H	3	(5x) Last: 5/25/22 @ Midland
R	3	8/25/19 @ Augusta
HR	1	(9x) Last: 9/17/21 vs. Springfield
RBI	4	7/20/21 @ Tulsa
BB	3	(3x) Last: 9/1/19 @ Hickory
SB	2	(2x) Last: 7/31/18 @ Pulaski
H	4	(3x) Last: 5/1/22 vs. Amarillo
R	4	(2x) Last: 4/8/22 @ Springfield
HR	1	(7x) Last: 6/17/22 vs. Arkansas
RBI	3	(4x) Last: 9/8/21 vs. Peoria
BB	3	(5x) Last: 4/13/22 vs. Wichita
SB	3	6/20/19 @ Bristol
H	4	8/12/19 @ Greenville
R	4	7/9/21 @ Wisconsin
HR	1	(26x) Last: 6/14/22 vs. Arkansas
RBI	4	(3x) Last: 6/14/22 vs. Arkansas
BB	3	(3x) Last: 7/9/21 @ Wisconsin
SB	1	(10x) Last: 6/18/22 vs. Arkansas
H	4	8/6/19 @ Johnson City
R	3	(4x) Last: 8/1/21 vs. South Bend
HR	2	(5x) Last: 7/14/21 @ Beloit
RBI	4	(2x) Last: 8/10/21 vs. Beloit
BB	3	(3x) Last: 4/9/22 @ Springfield
SB	1	8/10/21 vs. Beloit
H	3	(11x) Last: 5/26/22 @ Midland
R	3	(3x) Last: 8/17/21 @ South Bend
HR	2	8/10/21 vs. Beloit
RBI	5	6/24/21 @ Beloit
BB	3	8/27/21 vs. Wisconsin
SB	2	(4x) Last: 5/21/22 @ Arkansas
H	5	8/1/21 vs. South Bend
R	4	8/1/21 vs. South Bend
HR	1	(15x) Last: 6/9/22 @ Tulsa
RBI	5	4/22/22 @ Frisco
BB	3	(2x) Last: 9/5/21 @ Cedar Rapids
SB	2	(2x) Last: 6/10/22 @ Tulsa
H	4	5/3/19 vs. Lakeland
R	3	(4x) Last: 5/27/22 @ Midland
HR	1	(21x) Last: 5/24/22 @ Midland
RBI	4	(3x) Last: 5/21/22 @ Arkansas
BB	3	(2x) Last: 6/17/19 vs. Harrisburg
SB	2	6/3/19 @ Daytona
H	3	(5x) Last: 6/15/22 vs. Tulsa
R	3	(2x) Last: 6/13/21 @ Peoria
HR	2	6/2/21 vs. Beloit
RBI	6	6/2/21 vs. Beloit
BB	3	(3x) Last: 6/8/22 @ Peoria
SB	1	(6x) Last: 5/11/22 vs. Wisconsin
H	3	(15x) Last: 5/28/22 @ Midland
R	3	(4x) Last: 5/28/22 @ Midland
HR	2	(8x) Last: 9/18/21 vs. Springfield
RBI	5	7/23/17 vs. Bristol
BB	3	5/4/22 @ Springfield
SB	1	(17x) Last: 8/28/21 vs. Springfield



So Nice, They Did It Twice (Or More)	Multi-Hit Games					Multi-Run Games					Multi-RBI Games					Multi-BB Games					Multi-K Games					Multi-SB Games				
	2	3	4	5+	T	2	3	4	5+	T	2	3	4	5+	T	2	3	4	5+	T	2	3	4	5+	T	2	3	4	5+	T
Bates, Parker	-	-	-	-	-	-	-	-	-	-	-	-	-	-	-	-	-	-	-	-	1	-	-	-	1	1	-	-	-	1
7 Bewley, Brhet	3	1	-	-	4	1	-	-	-	1	-	-	-	-	-	1	-	-	-	-	2	2	-	-	4	-	-	-	-	-
12 Bradley, Tucker	10	2	-	-	12	8	-	-	-	8	2	1	2	-	5	2	-	-	-	2	2	-	-	-	2	2	-	-	-	2
2 Cropley, Tyler	-	-	-	-	-	1	-	-	-	1	-	-	-	-	-	-	-	-	-	-	1	-	-	-	1	-	-	-	-	-
Eaton, Nate	5	4	-	-	9	1	2	-	-	3	4	-	-	-	4	2	-	-	-	2	8	-	-	-	8	1	-	-	-	1
8 Garcia, Maikel	16	3	1	-	20	10	1	1	-	12	3	1	-	-	4	6	1	-	-	7	9	1	1	-	11	2	-	-	-	2
19 Gentry, Tyler	1	1	-	-	2	1	-	-	-	1	-	-	1	-	1	-	-	-	-	-	-	-	-	-	-	-	-	-	-	-
16 Glendinning, Robbie	13	-	-	-	13	3	3	-	-	6	8	3	1	-	12	6	-	-	-	6	15	7	-	-	22	-	-	-	-	-
4 Grotjohn, Ryan	1	-	-	-	1	-	-	-	-	-	3	-	-	-	3	1	-	-	-	1	4	4	-	-	8	-	-	-	-	-
13 Loftin, Nick	13	5	-	-	18	7	3	-	-	10	6	-	-	1	7	4	-	-	-	4	4	1	-	-	5	2	-	-	-	2
Massey, Michael	8	11	-	-	19	8	-	-	-	8	5	2	3	-	10	1	2	-	-	3	8	2	1	-	11	-	-	-	-	-
25 Matias, Seuly	6	4	-	-	10	2	2	-	-	4	7	4	-	-	11	2	1	-	-	3	14	7	1	-	22	-	-	-	-	-
9 Means, Jake	8	1	-	-	9	4	-	-	-	4	4	2	1	-	7	3	-	-	-	3	11	3	-	-	14	-	-	-	-	-
11 Porter, Logan	14	2	-	-	16	4	-	-	-	4	5	-	-	-	5	5	1	-	-	6	7	-	-	-	7	-	-	-	-	-
1 Rave, John	8	2	-	-	10	3	-	-	-	3	5	4	-	-	9	4	2	-	-	6	10	-	-	-	10	1	-	-	-	1
3 Rivero, Sebastian	4	1	-	-	5	1	1	-	-	2	2	1	-	-	3	3	-	-	-	3	4	1	-	-	5	-	-	-	-	-
44 Stupieniski, Gavin	2	-	-	-	2	-	-	-	-	-	1	-	-	-	1	-	-	-	-	-	3	1	-	-	4	-	-	-	-	-
	112	37	1	0	150	54	12	1	0	67	55	18	8	1	82	40	7	0	0	47	103	29	3	0	135	9	0	0	0	9

HITTING STREAKS

PLAYER	CURRENT	LONGEST	DATES/RESULTS						
			START	END	AVG	2B	3B	HR	RBI
7 Bewley, Brhet	-	4	5/25	5/28	.368 (7-19)	2	0	0	1
12 Bradley, Tucker	-	6 (3x)	5/19	5/26	.526 (10-19)	1	1	1	6
2 Croyley, Tyler	3	3	4/17	6/17	.375 (3-8)	1	0	0	0
7 Garcia, Maikel	-	14	4/27	5/12	.397 (23-58)	6	0	0	6
19 Gentry, Tyler	-	2	6/15	6/16	.444 (4-9)	1	0	1	1
16 Glendinning, Robbie	-	6	4/22	4/29	.391 (9-23)	4	0	1	6
4 Grotjohn, Ryan	4	4	6/11	6/17	.364 (4-11)	2	0	0	2
13 Loftin, Nick	-	6	5/4	5/10	.480 (12-24)	4	1	1	6
25 Matias, Seuly	4	5	5/25	5/31	.421 (8-19)	2	1	3	8
9 Means, Jake	-	5	5/27	6/1	.444 (8-18)	4	0	1	3
11 Porter, Logan	-	7	6/1	6/11	.435 (10-23)	2	0	3	6
1 Rave, John	-	5	5/3	5/8	.368 (7-19)	0	0	0	5
3 Rivero, Sebastian	-	5	4/20	4/27	.333 (8-24)	3	0	2	6

BOLD indicates longest streak in 2022 among active players

ON-BASE STREAKS

CURRENT	LONGEST	DATES/RESULTS						
		START	END	AVG	2B	HR	BB	HBP
-	4 (2x)	6/1	6/5	.083 (1-12)	0	0	4	0
-	8	5/19	5/28	.444 (12-27)	2	2	5	0
3	3	4/17	6/17	.375 (3-8)	1	0	0	1
-	14	4/27	5/12	.397 (23-58)	6	0	8	0
-	3	6/14	6/16	.333 (4-12)	1	1	1	0
5	17	5/21	6/10	.258 (17-66)	3	1	8	3
5	5	6/10	6/17	.364 (4-11)	2	0	1	1
-	16	5/22	6/15	.279 (19-68)	4	2	8	1
8	8	6/2	6/10	.208 (5-24)	0	2	5	2
-	6	6/9	6/14	.364 (8-22)	2	1	2	0
13	13 (2x)	5/31	6/18	.342 (13-38)	3	3	12	3
-	8	4/16	4/26	.261 (6-23)	2	2	12	0
2	9	4/20	5/4	.342 (13-38)	5	3	2	1

Italics indicates longest personal streak is active

PITCHES/PLATE APPEARANCE & PLATE APPEARANCE DEPTH

PLAYER	AVG. P/PA	TOTAL PA	TOTAL P	LONGEST PA (#)	DATE	INN.	PITCHER	RESULT
Bates, Parker	4.17	12	50	9 (2x)	June 4	▼ 3	Misael Tamarez (CC)	Walk
7 Bewley, Brhet	3.97	69	274	9	June 12	▲ 9	Guillermo Zuniga (TUL)	RBI Walk
12 Bradley, Tucker	3.71	198	735	9	June 15	▼ 6	Collin Kober (ARK)	Walk
2 Croyley, Tyler	3.63	16	58	7	June 14	▼ 5	Jake Haberer (ARK)	Strikeout Swinging
Eaton, Nate	3.79	159	602	8 (2x)	May 22	▲ 6	Peyton Alford (ARK)	Strikeout Swinging
7 Garcia, Maikel	3.81	274	1,044	9 (2x)	June 18	▼ 2	Ben Onyshko (ARK)	Sacrifice Fly (F8)
19 Gentry, Tyler	3.50	22	77	7	June 16	▼ 2	Emerson Hancock (ARK)	Home Run (Solo)
16 Glendinning, Robbie	4.37	227	992	11	May 18	▲ 5	Taylor Dollard (ARK)	Groundout (6-3)
4 Grotjohn, Ryan	4.21	61	257	9 (2x)	May 26	▲ 5	Jack Cushing (MID)	Walk
13 Loftin, Nick	3.54	243	861	9 (3x)	June 18	▼ 1	Connor Jones (ARK)	Walk
Massey, Michael	3.75	248	930	10 (3x)	May 12	▼ 6	Louie Varland (WCH)	Home Run (Solo)
25 Matias, Seuly	3.86	194	748	12	June 2	▼ 5	Chandler Casey (CC)	Walk
9 Means, Jake	3.85	193	744	10	June 9	▲ 5	John Rooney (TUL)	Strikeout Swinging
11 Porter, Logan	4.07	181	736	9 (3x)	May 25	▲ 9	Wandisson Charles (MID)	Walk
1 Rave, John	4.24	203	860	8	April 16	▼ 7	Steven Cruz (WCH)	Walk
3 Rivero, Sebastian	3.80	93	353	11	April 22	▲ 9	Lucas Jacobsen (FRI)	Flyout (F9)
44 Stupieniski, Gavin	3.64	39	142	7 (2x)	June 5	▼ 9	Joanase Torres (CC)	Flyout (F7)
	3.89	2,420	9,413					

PINCH HITTING LOG

DATE	INNING	PINCH HITTER	HITTING FOR	RESULT
4/15/2022 vs. Wichita	▼ 9	John Rave	Tyler Croyley	Groundout (3-1)
4/16/2022 vs. Wichita	▼ 8	Maikel Garcia	Ryan Grotjohn	Lineout (L7)
4/17/2022 vs. Wichita	▼ 6	Sebastian Rivero	Tyler Croyley	Single
4/19/2022 @ Frisco	▲ 9	Tucker Bradley	Jake Means	Strikeout Looking
4/21/2022 @ Frisco	▲ 9	Ryan Grotjohn	Logan Porter	Strikeout Swinging
4/21/2022 @ Frisco	▲ 9	Gavin Stupieniski	Jake Means	Flyout (F9)
4/22/2022 @ Frisco	▲ 9	Ryan Grotjohn	Micheal Massey	Strikeout Swinging
4/26/2022 vs. Amarillo	▼ 8	Tucker Bradley	Jake Means	Flyout (F8)
4/27/2022 vs. Amarillo	▼ 8	Gavin Stupieniski	Logan Porter	Strikeout Swinging
4/30/2022 vs. Amarillo	▼ 9	Robbie Glendinning	Ryan Grotjohn	Strikeout Swinging
5/18/2022 @ Arkansas	▲ 9	Tucker Bradley	Jake Means	RBI Groundout (3U)
5/19/2022 @ Arkansas	▲ 9	Ryan Grotjohn	Logan Porter	Flyout (F7)
5/22/2022 @ Arkansas	▲ 8	Brhet Bewley	Maikel Garcia	Strikeout Swinging
5/29/2022 @ Midland	▲ 9	Logan Porter	Gavin Stupieniski	Strikeout Swinging
6/3/2022 vs. Corpus Christi	▼ 7	Tucker Bradley	Micheal Massey	Strikeout Swinging

Naturals Pinch Hitters: 1-for-15, 8 K

Most-Used Pinch Hitter:

Tucker Bradley (4x)

Most Frequently Pinch-Hit For

Jake Means (4x)

NATURALS 10-PITCH AT-BAT LOG (9)

DATE	INNING	PITCHES	BATTER	PITCHER	RESULT
April 10 @ Springfield	▲ 7	10	Michael Massey	Sean Kealey	Walk
April 16 vs. Wichita	▼ 7	12	John Rave	Steven Cruz	Walk
April 22 @ Frisco	▲ 9	11	Sebastian Rivero	Lucas Jacobsen	Flyout (F9)
April 22 @ Frisco	▲ 7	10	Michael Massey	Nick Staff	Walk
May 13 vs. Wichita	▼ 6	10	Michael Massey	Louie Varland	HOME RUN
May 17 @ Arkansas	▲ 5	10	John Rave	Peyton Alford	Walk
May 18 @ Arkansas	▲ 5	11	Robbie Glendinning	Taylor Dollard	Groundout (5-3)
June 2 vs. Corpus Christi	▼ 5	12	Seuly Matias	Chandler Casey	Walk
June 9 @ Tulsa (G1)	▲ 5	10	Jake Means	John Rooney	Strikeout Swng.

AUTOMATIC STRIKES CALLED ON NATURALS HITTERS (3)

DATE	INNING	UMPIRE	HITTER	COUNT AT CALL	BATTER RESULT (COUNT)
4/15/2022 vs. Wichita	▼ 1	Isaias Barba	Maikel Garcia	0-0	Strikeout (2-2)
4/21/2022 @ Frisco	▲ 9	Benjamin Engstrand	Gavin Stupieniski	1-0	Flyout, F9 (1-1)
6/20/2022 @ Tulsa	▲ 2	Tanner Dobson	Robbie Glendinning	0-1	Lineout, L4 (2-2)



HR #	PLAYER (SEASON NO.)	GM # – DATE	OPPONENT	DIRECTION	ON BASE	INNING	OUTS	COUNT	SCORE	FINAL
1	Jake Means (1)	3 – 4/10/2022	@ Springfield	RCF	1	2	2	1-1	2-3	L, 10-5
2	John Rave (1)	10 – 4/19/2022	@ Frisco	RF	1	3	1	2-2	2-0	L, 4-3
3	Robbie Glendinning (1)	11 – 4/20/2022	@ Frisco	LCF	0	2	2	3-1	1-0	W, 7-2
4	Nick Loftin (1)	11 – 4/20/2022	@ Frisco	LCF	1	3	1	0-0	3-1	W, 7-2
5	Seuly Matias (1)	11 – 4/20/2022	@ Frisco	LF	1	5	1	1-1	5-2	W, 7-2
6	John Rave (2)	12 – 4/21/2022	@ Frisco	LCF	0	2	1	2-1	1-0	L, 12-2
7	Seuly Matias (2)	12 – 4/21/2022	@ Frisco	LCF	0	4	0	0-2	2-7	L, 12-2
8	Michael Massey (1)	13 – 4/22/2022	@ Frisco	LCF	1	1	1	1-1	2-0	W, 11-2
9	Nick Loftin (1)	13 – 4/22/2022	@ Frisco	LCF	3	2	2	0-0	6-0	W, 11-2
10	Tucker Bradley (1)	14 – 4/23/2022	@ Frisco	LCF	3	5	1	2-1	9-0	W, 12-4
11	Michael Massey (2)	14 – 4/23/2022	@ Frisco	CF	0	8	1	0-2	11-3	W, 12-4
12	Nate Eaton (1)	14 – 4/23/2022	@ Frisco	LCF	0	9	0	3-2	12-3	W, 12-4
13	Michael Massey (3)	15 – 4/24/2022	@ Frisco	RCF	0	4	0	1-0	1-2	W, 4-3
14	Robbie Glendinning (2)	16 – 4/26/2022	vs. Amarillo	LCF	2	11	2	1-1	5-6	L, 6-5
15	Seuly Matias (3)	17 – 4/27/2022	vs. Amarillo	LF	0	2	0	0-0	2-2	W, 12-6
16	Sebastian Rivero (1)	17 – 4/27/2022	vs. Amarillo	LF	0	4	0	0-1	3-3	W, 12-6
17	Sebastian Rivero (2)	17 – 4/27/2022	vs. Amarillo	LF	1	6	2	0-0	12-5	W, 12-6
18	Jake Means (2)	18 – 4/28/2022	vs. Amarillo	LF	0	3	0	0-1	1-0	L, 9-5
19	Nate Eaton (2)	19 – 4/29/2022	vs. Amarillo	LF	0	2	0	1-0	1-0	W, 8-7
20	Sebastian Rivero (3)	20 – 4/30/2022	vs. Amarillo	RCF	0	2	2	1-1	1-2	L, 7-5
21	Ryan Grotjohn (1)	20 – 4/30/2022	vs. Amarillo	RCF	1	2	2	3-2	3-2	L, 7-5
22	Michael Massey (4)	20 – 4/30/2022	vs. Amarillo	RCF	1	3	1	1-2	5-2	L, 7-5
23	Logan Porter (1)	21 – 5/1/2022	vs. Amarillo	LF	1	2	1	0-1	3-1	W, 9-5
24	Robbie Glendinning (3)	21 – 5/1/2022	vs. Amarillo	LF	1	3	2	0-0	5-2	W, 9-5
25	Michael Massey (5)	21 – 5/1/2022	vs. Amarillo	RF	2	7	0	1-2	8-2	W, 9-5
26	Robbie Glendinning (4)	23 – 5/4/2022	@ Springfield	LF	1	5	0	1-0	7-1	W, 13-3
27	Seuly Matias (4)	24 – 5/5/2022	@ Springfield	LCF	0	5	1	1-1	2-4	W, 9-6
28	Brhet Bewley (1)	24 – 5/5/2022	@ Springfield	LCF	0	6	0	1-0	3-5	W, 9-6
29	Tucker Bradley (2)	24 – 5/5/2022	@ Springfield	RF	0	6	0	2-2	4-5	W, 9-6
30	Nick Loftin (3)	24 – 5/5/2022	@ Springfield	LCF	1	7	1	1-1	9-5	W, 9-6
31	Nate Eaton (3)	27 – 5/8/2022	@ Springfield	LCF	0	2	0	1-0	1-0	W, 9-5
32	Logan Porter (2)	27 – 5/8/2022	@ Springfield	LF	0	5	0	2-0	2-0	W, 9-5
33	Seuly Matias (5)	28 – 5/10/2022	vs. Wichita	LCF	2	3	2	0-1	4-0	W, 7-4
34	Robbie Glendinning (5)	28 – 5/10/2022	vs. Wichita	LF	0	8	1	0-2	7-4	W, 7-4
35	Logan Porter (3)	29 – 5/11/2022	vs. Wichita	LCF	0	7	0	3-1	1-3	L, 4-3
36	Michael Massey (6)	30 – 5/12/2022	vs. Wichita	LF	0	6	0	3-2	4-4	L, 10-4
37	Tucker Bradley (3)	31 – 5/13/2022	vs. Wichita	RCF	3	5	0	0-0	4-0	W, 7-0
38	Nick Loftin (4)	31 – 5/13/2022	vs. Wichita	LF	1	7	2	3-1	7-0	W, 7-0
39	Logan Porter (4)	32 – 5/14/2022	vs. Wichita	RCF	0	2	2	2-2	1-4	L, 7-6
40	Michael Massey (7)	37 – 5/21/2022	@ Arkansas	RF	2	3	1	0-0	4-4	W, 11-4
41	John Rave (3)	38 – 5/22/2022	@ Arkansas	RF	2	3	2	1-1	5-0	W, 10-5
42	Tucker Bradley (4)	38 – 5/22/2022	@ Arkansas	RCF	2	5	2	1-1	10-1	W, 10-5
43	Robbie Glendinning (6)	39 – 5/24/2022	@ Midland	RF	1	1	2	0-1	2-0	W, 8-5
44	Michael Massey (8)	39 – 5/24/2022	@ Midland	RCF	3	7	2	1-2	7-3	W, 8-5
45	Seuly Matias (6)	40 – 5/25/2022	@ Midland	LF	0	2	1	2-2	2-0	W, 11-3
46	Nate Eaton (4)	40 – 5/25/2022	@ Midland	LF	0	5	1	2-0	6-1	W, 11-3
47	Nick Loftin (5)	42 – 5/27/2022	@ Midland	LCF	0	3	2	1-0	7-1	W, 14-6
48	Seuly Matias (7)	43 – 5/28/2022	@ Midland	LF	0	6	0	0-1	5-5	W, 9-7
49	Tucker Bradley (5)	43 – 5/28/2022	@ Midland	CF	0	8	2	0-1	6-7	W, 9-7
50	Jake Means (3)	44 – 5/29/2022	@ Midland	LCF	0	8	0	0-0	1-3	L, 3-1
51	Seuly Matias (8)	45 – 5/31/2022	vs. Corpus Christi	LF	0	7	0	3-2	7-8	L, 8-7
52	Jake Means (4)	48 – 6/3/2022	vs. Corpus Christi	LF	2	2	2	0-0	3-0	L, 5-4
53	Logan Porter (5)	48 – 6/3/2022	vs. Corpus Christi	LF	0	8	1	0-0	4-5	L, 5-4
54	Logan Porter (6)	49 – 6/4/2022	vs. Corpus Christi	CF	0	2	0	3-2	1-2	W, 6-5
55	Seuly Matias (9)	49 – 6/4/2022	vs. Corpus Christi	LF	1	10	2	1-1	6-5	W, 6-5
56	Tucker Bradley (6)	50 – 6/5/2022	vs. Corpus Christi	LF	1	4	0	3-2	2-8	L, 17-4
57	Ryan Grotjohn (2)	50 – 6/5/2022	vs. Corpus Christi	LF	1	8	1	1-0	4-15	L, 17-4
58	John Rave (4)	51 – 6/7/2022	@ Tulsa	RCF	0	9	2	1-1	2-5	L, 5-2
59	Nick Loftin (6)	52 – 6/9/2022	@ Tulsa	LF	0	4	1	2-1	1-3	W, 5-3
60	Logan Porter (7)	52 – 6/9/2022	@ Tulsa	LF	1	4	1	1-1	3-3	W, 5-3
61	Michael Massey (9)	54 – 6/10/2022	@ Tulsa	RCF	1	3	1	0-1	3-1	W, 13-4
62	Seuly Matias (10)	54 – 6/10/2022	@ Tulsa	LCF	0	6	0	1-2	5-4	W, 13-4
63	Maikel Garcia (1)	54 – 6/10/2022	@ Tulsa	LF	2	7	2	3-1	13-4	W, 13-4
64	John Rave (5)	55 – 6/11/2022	@ Tulsa	RF	2	5	1	1-2	4-7	L, 9-4
65	Jake Means (5)	57 – 6/14/2022	vs. Arkansas	LF	1	3	0	1-1	2-1	W, 7-5
66	Tyler Gentry (1)	59 – 6/16/2022	vs. Arkansas	RCF	0	2	1	3-2	1-6	L, 13-8
67	Maikel Garcia (2)	60 – 6/17/2022	vs. Arkansas	LCF	0	1	0	2-0	1-0	L, 13-2
68	Tyler Gentry (1)	61 – 6/18/2022	vs. Arkansas	LCF	2	2	2	0-2	7-0	W, 9-0



HOME RUN BREAKDOWN

PLAYER	2022 TOTAL	HOME ROAD		RHP	LHP	OUTS			RUNNERS ON				DIRECTION					LAST			
						0	1	2	SOLO	2-RUN	3-RUN	GRAND SLAM	LF	LCF	CF	RCF	RF	DATE	OPP	KIND	INN PA SINCE
Seuly Matias	10	4	6	8	2	5	3	2	7	2	1	-	6	4	-	-	-	June 10	@ Tulsa	Solo	▲ 6
Michael Massey	9	3	6	7	2	3	5	1	3	3	2	1	1	1	1	4	2	June 10	@ Tulsa	2-Run	▲ 3
Logan Porter	7	5	2	5	2	3	3	1	5	2	-	-	4	1	1	1	-	June 9	@ Tulsa	2-Run	▲ 4 30
Nick Loftin	6	1	5	3	3	-	3	3	2	3	-	1	2	4	-	-	-	June 9	@ Tulsa	Solo	▲ 4 43
Tucker Bradley	6	2	4	6	-	3	1	2	2	1	1	2	1	1	1	2	1	June 5	vs. Corpus Christi	2-Run	▼ 4 41
Robbie Glendinning	6	3	3	4	2	1	1	4	2	3	1	-	3	2	-	-	1	May 24	@ Midland	2-Run	▲ 1 83
Jake Means	5	3	2	4	1	3	-	2	2	2	1	-	3	1	-	1	-	June 14	vs. Arkansas	2-Run	▼ 3 16
John Rave	5	-	5	5	-	-	3	2	2	1	2	-	-	1	-	1	3	June 11	@ Tulsa	3-Run	▲ 5 27
Nate Eaton	4	1	3	4	-	2	2	-	4	-	-	-	2	2	-	-	-	May 25	@ Midland	Solo	▲ 5
Sebastian Rivero	3	3	-	3	-	1	-	2	2	1	-	-	2	-	-	1	-	April 30	vs. Amarillo	Solo	▼ 3 30
Tyler Gentry	2	2	-	2	-	-	1	1	1	-	1	-	-	1	-	1	-	June 18	vs. Arkansas	3-Run	▼ 2 3
Maikel Garcia	2	1	1	2	-	1	1	-	1	-	1	-	1	1	-	-	-	June 17	vs. Arkansas	Solo	▼ 1 8
Ryan Grotjohn	2	2	-	2	-	-	1	1	-	2	-	-	1	-	-	1	-	June 5	vs. Corpus Christi	2-Run	▼ 8 17
Brhet Bewley	1	-	1	1	-	1	-	-	1	-	-	-	-	1	-	-	-	May 5	@ Springfield	Solo	▲ 6 65
	68	30	38	56	12	23	24	21	34	20	10	4	26	20	3	12	7				

INNING DISTRIBUTION

1st Inning	2nd Inning	3rd Inning	4th Inning	5th Inning	6th Inning	7th Inning	8th Inning	9th Inning	10th Inning	11th Inning
3	16	11	6	9	6	7	6	2	1	1

NOTABLE NATURALS HOME RUNS

BACK-TO-BACK HOMERS (1)		2-HOMER GAMES (1)		3-HOMER GAMES (0)		GRAND SLAMS (4)	
PLAYERS	DATE/OPPONENT (INN.)	PLAYER (CAREER NO.)	DATE/OPPONENT	PLAYER (CAREER NO.)	DATE/OPPONENT	PLAYER (CAREER NO.)	DATE/OPPONENT (INN.)
Brhet Bewley & Tucker Bradley	5/5 @ Springfield (6th)	Sebastian Rivero (1st)	4/27 vs. Amarillo			Nick Loftin (2nd)	4/22 @ Frisco (2nd)
						Tucker Bradley (1st)	4/23 @ Frisco (5th)
						Tucker Bradley (2nd)	5/13 vs. Wichita (5th)
						Michael Massey (2nd)	5/24 @ Midland (7th)

LEADOFF HOMERS (1)		INSIDE-THE PARK HOMERS (0)		PINCH-HIT HOMERS (0)		WALK-OFF HOMERS (1)	
PLAYER (CAREER NO.)	DATE/OPPONENT	PLAYER (CAREER NO.)	DATE/OPPONENT (INN.)	PLAYER (CAREER NO.)	DATE/OPPONENT (INN.)	PLAYER (CAREER NO.)	DATE/OPPONENT
Maikel Garcia (2nd)	6/17 vs. Arkansas					Seuly Matias	6/4 vs. Corpus Christi

HOME RUN SITUATION	# OF	DATE OF LAST	BATTER ('22 HR #)	PITCHER	COUNT	RUNNERS ON	OUTS	INNING	SCORE @ HR	FINAL
GO-AHEAD HOME RUN	20	June 17 vs. Arkansas	Maikel Garcia (2)	Taylor Dollard	2-0	0	0	▼ 1	1-0	L, 13-2
GAME-TYING HOME RUN	6	June 9 @ Tulsa	Logan Porter (7)	John Rooney	1-1	1	1	▲ 4	3-3	W, 5-4 (7)

NOTABLE OPPOSING HOME RUNS

BACK-TO-BACK HOMERS (2)		2-HOMER GAMES (5)		3-HOMER GAMES (0)		GRAND SLAMS (1)	
PLAYERS	DATE/OPPONENT (INN.)	PLAYER (CAREER NO.)	DATE/OPPONENT	PLAYER (CAREER NO.)	DATE/OPPONENT	PLAYER	DATE/OPPONENT (INN.)
Leandro Cedeño & Jorge Barrosa	5/1 vs. Amarillo (8th)	Dio Arias (1st)	4/21 @ Frisco			Justin Foscue	4/21 @ Frisco (3rd)
Alex Isola & Andrew Bechtold	5/10 vs. Wichita (4th)	Leandro Cedeño (4th)	4/30 vs. Amarillo				
		Andy Pages (8th)	6/7 @ Tulsa				
		Joe Rizzo (3rd)	6/14 vs. Arkansas				
		Cade Marlowe (3rd)	6/17 vs. Arkansas				
LEADOFF HOMERS (1)		INSIDE-THE PARK HOMERS (0)		PINCH-HIT HOMERS (0)		WALK-OFF HOMERS (0)	
PLAYER	DATE/OPPONENT	PLAYER	DATE/OPPONENT (INN.)	PLAYER	DATE/OPPONENT (INN.)	PLAYER	DATE/OPPONENT
Jonathan Ornelas	4/24 @ Frisco						



AFTER-INNING RECORDS

	LEADING	TRAILING	TIED
AFTER 1 INNING	9-6	6-13	13-13
AFTER 2 INNINGS	12-7	8-15	9-9
AFTER 3 INNINGS	18-8	6-17	5-6
AFTER 4 INNINGS	18-7	5-18	6-6
AFTER 5 INNINGS	22-7	5-21	2-3
AFTER 6 INNINGS	24-7	3-20	2-4
AFTER 7 INNINGS	24-2	1-25	2-4
AFTER 8 INNINGS	24-0	1-27	2-4

NATURALS BIG INNINGS

DATE	INNING	RUNS
1. 6/10 @ Tulsa	7th Inning	8
4/12 vs. Wichita	1st Inning	8
3. 6/18 vs. Arkansas	2nd Inning	7
4/27 vs. Amarillo	4th Inning	7
5. 5/27 @ Midland	2nd Inning	6
5/4 @ Springfield	9th Inning	6
7. 5/24 @ Midland	7th Inning	5
5/5 @ Springfield	6th Inning	5
5/4 @ Springfield	3rd Inning	5
4/22 @ Frisco	3rd Inning	5
4/9 @ Springfield	8th Inning	5

SCORE BY INNINGS

	1	2	3	4	5	6	7	8	9	10	11+	TOTAL
Naturals	27	45	58	42	55	23	61	22	26	6	4	369
Opponents	38	41	60	25	38	38	48	36	12	6	5	347
Difference	-11	4	-2	17	17	-15	13	-14	14	0	-1	22

SCORE BY INNINGS V. ARKANSAS

	1	2	3	4	5	6	7	8	9	10	11+	TOTAL
Naturals	3	11	10	7	11	1	7	5	2	0	0	57
Travelers	12	6	8	6	7	10	8	10	1	1	0	69
vs. Arkansas Difference	-9	5	2	1	4	-9	-1	-5	1	-1	0	-12

MULTI-RUN INNINGS

	2	3	4	5	6	7	8	9	10+	TOTAL
Naturals	37	25	14	5	2	2	2	-	-	87
Opponents	58	16	7	4	3	3	-	-	-	91

RECORD BY RUNS SCORED/ALLOWED

RUNS	0	1	2	3	4	5	6	7	8	9	10	11+
SCORED	0-1	0-6	0-5	1-3	2-6	1-6	1-2	5-1	5-0	5-0	1-0	9-1
ALLOWED	4-0	0-0	3-3	5-1	4-3	7-6	4-3	2-4	1-1	0-2	0-2	0-6

RECORD BY MARGIN OF VICTORY/DEFEAT

1 Run	2 Runs	3 Runs	4 Runs	5 Runs	6 Runs	7 Runs	8 Runs	9 Runs	10+ Runs
3-13	3-3	7-2	4-3	2-3	2-2	2-1	3-0	3-0	1-4

2022 WALK-OFF TRACKER

GAME #	DATE	OPPONENT	FINAL (INN.)	PLAYER	WINNING RUN	PITCHER	HOW	OUTS	COUNT
33	May 18	@ Arkansas	L, 7-5 (10)	Zach DeLoach	Jack Larsen	Walter Pennington	RBI single to right field	2	0-1
41	May 26	@ Midland	L, 2-1 (10)	Shane Selman	Logan Davidson	Zack Phillips	RBI single to right-center field	2	2-2
49	June 4	vs. Corpus Christi	W, 6-5 (10)	Seuly Matias	Seuly Matias	Devin Conn	2-run home run to left field	2	1-1

Bold Indicates Naturals Walk-off

2022 NATURALS EJECTIONS (2)

DATE	INNING	WHO	WHY	UMPIRE
June 2 vs. Corpus Christi	▼ 7	Robbie Glendinning (1B)	Arguing Balls/Strikes	Steven Rios Jr. (HP)
June 3 vs. Corpus Christi	▼ 5	Michael Massey (DH)	Arguing Balls/Strikes	Mike Carroll (HP)

2022 NATURALS MONTH BY MONTH

HITTING

MONTH	AVG	G	AB	R	H	TB	2B	3B	HR	RBI	BB	IBB	SO	SB	CS	OBP	SLG	OPS	SAC	SF	HBP	GIDP	LOB
APRIL	.261	20	690	126	180	291	37	4	22	112	97	1	183	32	5	.357	.422	.779	4	9	11	14	151
MAY	.285	25	892	160	254	406	53	6	29	151	94	3	222	31	7	.353	.455	.808	8	15	9	18	190
JUNE	.222	16	513	83	114	192	27	0	17	77	68	0	159	21	3	.324	.374	.698	1	6	12	7	105
JULY																							
AUGUST																							
SEPTEMBER																							
TOTAL	.262	61	2095	369	549	890	117	10	68	340	259	4	564	84	15	.348	.425	.773	13	30	32	39	446

PITCHING

MONTH	W	L	ERA	G	GS	CG	SHO	GF	HLD	SV	SVO	IP	H	R	ER	HR	HB	BB	SO	WP	BK	WHIP	AVG
APRIL	9	11	5.98	20	20	0	0	20	3	3	5	179.0	194	127	119	25	11	87	158	17	1	1.57	.276
MAY	13	12	4.43	25	25	0	2	25	4	3	6	219.1	197	120	108	25	12	123	249	9	1	1.46	.239
JUNE	8	8	6.02	16	16	1	2	15	1	2	3	139.0	142	100	93	24	9	83	159	7	3	1.62	.261
JULY																							
AUGUST																							
SEPTEMBER																							
TOTAL	30	31	5.36	61	61	1	4	60	8	8	14	537.1	533	347	320	74	32	293	566	33	5	1.54	.257



HOME/AWAY

Home Games.....	11-17
Away Games.....	19-14

MONTH

April.....	9-11
May.....	13-12
June.....	8-8
July.....	
August.....	
September.....	

OPPONENT

vs. Amarillo.....	3-3
vs. Arkansas.....	4-7
vs. Corpus Christi.....	2-4
vs. Frisco.....	4-2
vs. Midland.....	4-2
vs. San Antonio.....	5-4
vs. Springfield.....	4-2
vs. Tulsa.....	4-7
vs. Wichita.....	4-7

DAY OF THE WEEK

on Monday.....	
on Tuesday.....	4-6
on Wednesday.....	5-4
on Thursday.....	4-7
on Friday.....	6-4
on Saturday.....	6-5
on Sunday.....	5-4

PITCHING

vs. Left-Handed Starter.....	7-1
vs. Right-Handed Starter.....	23-30
WITH Left-Handed Starter.....	24-19
WITH Right-Handed Starter.....	6-12

SCORING

1-Run Games.....	3-13
2-Run Games.....	3-3
3-4-Run Games.....	11-5
5+ Run Games.....	13-10
Extra Innings.....	2-4
Shutouts.....	4-1
Doubleheaders.....	2-0 (1 Sweep)
Scoring 0-2 Runs.....	0-12
3-5 Runs.....	4-15
6-9 Runs.....	16-3
10+ Runs.....	10-1
Opponent 0-2 Runs.....	7-3
3-5 Runs.....	16-10
6-9 Runs.....	7-10
10+ Runs.....	0-8

Scored in 1st Inning.....	10-6
Opponent scored in 1st.....	8-13
Scores first.....	19-10
Opponent scores first.....	11-21

HITTING

Naturals 0-5 hits.....	3-9
6-9 hits.....	8-16
10+ hits.....	19-6
Opponent 0-5 hits.....	8-2
6-9 hits.....	15-10
10+ hits.....	7-19
Hit 0 home runs.....	7-14
1 home run.....	7-13
2 home runs.....	10-3
3+ home runs.....	6-1
Opponent hit 0 home runs.....	12-6
1 home run.....	9-12
2 home runs.....	7-8
3+ home runs.....	2-5

Out-hit opponent.....	25-6
Out-hit by opponent.....	2-23
Hits are tied.....	3-2

Leave 0-5 runners on base.....	7-6
6-9 on base.....	17-19
10+ on base.....	6-6

FIELDING

Made 0 errors.....	22-13
1 error.....	5-9
2+ errors.....	3-9
Opponent made 0 errors.....	7-15
1 error.....	14-8
2+ errors.....	9-7

TEAM HIGHS

LONGEST WIN STREAK.....	4 Games.....	May 21-22, 24-25
LONGEST LOSING STREAK.....	5 Games (2x).....	May 14, May 17-20
LONGEST HOME WINNING STREAK.....	2 Games (2x).....	Last: May 1, May 10
LONGEST HOME LOSING STREAK.....	5 Games.....	April 14-17, 26
LONGEST ROAD WINNING STREAK.....	4 Games.....	Last: May 21-22, 24-25
LONGEST ROAD LOSING STREAK.....	4 Games.....	May 17-20
LARGEST MARGIN OF VICTORY.....	10 Runs.....	May 4 @ Springfield, 13-3 W
LARGEST MARGIN OF DEFEAT.....	15 Runs.....	June 16 vs. Arkansas, 18-3 L
LONGEST GAME, INNINGS.....	11 Innings.....	April 26 vs. Amarillo, 6-5 L
LONGEST GAME, TIME.....	3:55.....	April 8 @ Springfield, 11-8 W
LONGEST 9-INNING GAME, TIME (PRE-PITCH CLOCK).....	3:55.....	April 8 @ Springfield, 11-8 W
LONGEST 9-INNING GAME, TIME (POST-PITCH CLOCK).....	3:12.....	June 16 vs. Arkansas, 18-3 L
SHORTEST 9-INNING GAME, TIME.....	1:58.....	May 29 @ Midland, 3-1 L
SHORTEST GAME, TIME.....	1:41.....	Game 2 - June 9 @ Tulsa, 3-0 W (7 Innings)
LARGEST COMEBACK WIN.....	4 Runs (4x).....	Last: After the 3rd inning, May 28 @ Midland, 9-7 W (10)
LARGEST MARGIN OF LEAD SURRENDERED (LOSS).....	5 Runs.....	After the top of the 5th inning, May 17 @ Arkansas, 7-6 L (10)
MOST ERRORS, TEAM.....	5.....	June 16 vs. Arkansas, 18-3 L
MOST ERRORS, PLAYER.....	2 (2x).....	Last: June 16 vs. Arkansas, 18-3 L
SMALLEST CROWD, HOME.....	1,950.....	April 17 vs. Wichita, 5-1 L
LARGEST CROWD, HOME.....	5,857.....	April 30 vs. Amarillo, 7-5 L
LARGEST CROWD, ROAD.....	7,977, ONEOK Field (Tulsa).....	June 10 @ Tulsa, 13-4 W
WARMEST FIRST PITCH.....	98°.....	May 28 @ Midland, 9-7 W (10)
COLDEST FIRST PITCH.....	42°.....	April 8 @ Springfield, 11-8 W

OFFENSIVE HIGHS

MOST RUNS SCORED, GAME.....	14.....	May 27 @ Midland, 14-6 W
MOST RUNS SCORED, INNING.....	8 (2x).....	Last: 7th Inning, June 10 @ Tulsa, 13-4 W
MOST CONSECUTIVE INNINGS SCORED.....	7 (2x) *	Last: 1st through 7th Innings, May 25 @ Midland, 11-3 W
FEWEST HITS, GAME.....	2 (2x).....	Last: April 21 @ Frisco, 12-2 L
MOST HITS, GAME.....	17 (3x).....	May 27 @ Midland, 14-6 W
MOST DOUBLES, GAME.....	5 (3x).....	Last: May 27 @ Midland, 14-6 W
MOST TRIPLES, GAME.....	1 (10x).....	Last: May 28 @ Midland, 9-7 W (10)
MOST HOME RUNS, GAME.....	4.....	May 5 @ Springfield, 9-6 W
MOST RBI, GAME.....	13 (2x).....	Last: June 10 @ Tulsa, 13-4 W
MOST RUNNERS LOB, GAME.....	12 (2x).....	Last: May 27 @ Midland, 14-6 W
MOST TOTAL BASES, GAME.....	32.....	May 5 @ Springfield, 9-6 W
MOST WALKS, GAME.....	9 (5x).....	Last: June 18 vs. Arkansas, 9-0 W
MOST STRIKEOUTS, GAME.....	17.....	June 7 @ Tulsa, 5-2 L
FEWEST STRIKEOUTS, GAME.....	3.....	May 8 @ Springfield, 9-5 W
MOST STOLEN BASES, GAME.....	5 (3x).....	Last: June 10 @ Tulsa, 13-4 W
MOST HIT BY PITCHES.....	3 (3x).....	Last: June 18 vs. Arkansas, 9-0 W

INDIVIDUAL OFFENSIVE HIGHS

MOST RUNS, GAME.....	4, Maikel Garcia ^	April 8 @ Springfield, 11-8 W
MOST HITS, GAME.....	4, Maikel Garcia.....	May 1 vs. Amarillo, 9-5 W
MOST DOUBLES, GAME.....	3, Nick Loftin ^	May 4 @ Springfield, 13-3 W
MOST TRIPLES, GAME.....	1 (10x).....	Last: Seuly Matias, May 28 @ Midland, 9-7 W (10)
MOST HOME RUNS, GAME.....	2, Sebastian Rivero.....	April 27 vs. Amarillo, 12-6 W
MOST RBI, GAME.....	5, Nick Loftin.....	April 22 @ Frisco, 11-2 W
MOST WALKS, GAME.....	3 (7x).....	Last: Michael Massey, June 10 @ Tulsa, 13-4 W
MOST STRIKEOUTS, GAME.....	4 (3x).....	Last: Michael Massey, June 7 @ Tulsa, 5-2 L
MOST STOLEN BASES, GAME.....	2 (9x).....	Last: Nick Loftin, June 10 @ Tulsa, 13-4 W
MOST HIT BY PITCHES, GAME.....	2 (2x).....	Last: Logan Porter, June 18 vs. Arkansas, 9-0 W

PITCHING HIGHS

MOST RUNS ALLOWED, GAME.....	18.....	June 16 vs. Arkansas, 18-3 L
MOST RUNS ALLOWED, INNING.....	7 (3x).....	Last: 3rd Inning, June 16 vs. Arkansas, 18-3 L
FEWEST HITS ALLOWED, GAME.....	2.....	June 2 vs. Corpus Christi, 8-2 W
MOST HITS ALLOWED, GAME.....	16 (2x).....	Last: June 5 vs. Corpus Christi, 17-4 L
FEWEST STRIKEOUTS, GAME.....	0 ^	April 10 @ Springfield, 10-5 L
MOST STRIKEOUTS, GAME.....	18.....	June 4 vs. Corpus Christi, 6-5 W (10)
FEWEST WALKS ALLOWED, GAME.....	0 (2x).....	Last: June 11 @ Tulsa, 9-4 L
MOST WALKS ALLOWED, GAME.....	16 *	June 5 vs. Corpus Christi, 17-4 L
MOST HOME RUNS ALLOWED, GAME.....	5.....	June 17 vs. Arkansas, 13-2 L

INDIVIDUAL PITCHING HIGHS

MOST RUNS ALLOWED, GAME.....	8 (2x).....	Last: Alec Marsh, June 11 @ Tulsa, 9-4 L
MOST EARNED RUNS ALLOWED, GAME.....	8 (2x).....	Last: Alec Marsh, June 11 @ Tulsa, 9-4 L
FEWEST HITS ALLOWED, GAME (STARTER).....	0, Anthony Veneziano (0.2 IP).....	April 9 @ Springfield, 14-11 L
MOST HITS ALLOWED, GAME.....	10, Alec Marsh.....	June 11 @ Tulsa, 9-4 L
MOST HOME RUNS ALLOWED, GAME.....	3 (3x).....	Last: Alec Marsh, June 17 vs. Arkansas, 13-2 L
MOST STRIKEOUTS.....	10 (4x).....	Last: Ángel Zepa, June 4 vs. Corpus Christi, 6-5 W (10)
MOST CONSECUTIVE STRIKEOUTS.....	8, Alec Marsh (2nd to 4th Innings) *	May 19 @ Arkansas, 5-0 L
MOST WALKS ALLOWED, GAME.....	6, Marcelo Martinez.....	May 10 vs. Wichita, 7-4 W
MOST INNINGS PITCHED, STARTER.....	7.0 (3x).....	Last: Anthony Veneziano, Game 2 - June 9 @ Tulsa, 3-0 W (7)
MOST PITCHES THROWN, STARTER.....	100, Drew Parrish.....	May 20 @ Arkansas, 2-1 L
MOST INNINGS PITCHED, RELIEVER.....	4.2, Anthony Veneziano.....	May 14 vs. Wichita, 7-6 L
MOST PITCHES THROWN, RELIEVER.....	74, Dante Biasi.....	May 21 @ Arkansas, W, 11-4 (8)

^ Indicates All-Time Naturals Record Tied

* Indicates All-Time Naturals Record Set



16

NATURALS VS. TRAVELERS | JUNE 19, 2022



DATE	OPPONENT	RESULT	SP	C	1B	2B	3B	SS	LF	CF	RF	DH
4/8	@ Springfield	W, 11-8	Drew Parrish	Sebastian Rivero	Jake Means	Michael Massey	Nate Eaton	Maikel Garcia	John Rave	Nick Loftin	Seuly Matias	Robbie Glendinning
4/9	@ Springfield	L, 14-11	Anthony Veneziano	Sebastian Rivero	Robbie Glendinning	Michael Massey	Nate Eaton	Maikel Garcia	John Rave	Nick Loftin	Seuly Matias	Logan Porter
4/10	@ Springfield	L, 10-5	Angel Zepa	Tyler Cropley	Jake Means	Ryan Grotjohn	Nate Eaton	Maikel Garcia	Tucker Bradley	John Rave	Seuly Matias	Michael Massey
4/12	WICHITA	W, 8-6	Asa Lacy	Sebastian Rivero	Jake Means	Michael Massey	Nate Eaton	Maikel Garcia	John Rave	Nick Loftin	Tucker Bradley	Seuly Matias
4/13	WICHITA	W, 6-5	Alec Marsh	Sebastian Rivero	Logan Porter	Michael Massey	Robbie Glendinning	Maikel Garcia	Tucker Bradley	Nick Loftin	Seuly Matias	John Rave
4/14	WICHITA	L, 7-1	Drew Parrish	Sebastian Rivero	Robbie Glendinning	Ryan Grotjohn	Jake Means	Maikel Garcia	John Rave	Nick Loftin	Nate Eaton	Logan Porter
4/15	WICHITA	L, 4-2	Anthony Veneziano	Tyler Cropley	Jake Means	Michael Massey	Nate Eaton	Maikel Garcia	Tucker Bradley	Nick Loftin	Seuly Matias	Robbie Glendinning
4/16	WICHITA	L, 6-5 (10)	Angel Zepa	Sebastian Rivero	Jake Means	Michael Massey	Nate Eaton	Ryan Grotjohn	John Rave	Nick Loftin	Tucker Bradley	Logan Porter
4/17	WICHITA	L, 5-1	Asa Lacy	Tyler Cropley	Logan Porter	Michael Massey	Robbie Glendinning	Maikel Garcia	Nate Eaton	John Rave	Seuly Matias	Tucker Bradley
4/19	@ Frisco	L, 4-3	Alec Marsh	Sebastian Rivero	Jake Means	Michael Massey	Nate Eaton	Maikel Garcia	John Rave	Nick Loftin	Seuly Matias	Robbie Glendinning
4/20	@ Frisco	W, 7-2	Drew Parrish	Sebastian Rivero	Robbie Glendinning	Michael Massey	Nate Eaton	Maikel Garcia	John Rave	Nick Loftin	Seuly Matias	Logan Porter
4/21	@ Frisco	L, 12-2	Anthony Veneziano	Logan Porter	Jake Means	Michael Massey	Robbie Glendinning	Maikel Garcia	Tucker Bradley	John Rave	Seuly Matias	Nick Loftin
4/22	@ Frisco	W, 11-2	Angel Zepa	Sebastian Rivero	Logan Porter	Michael Massey	Jake Means	Maikel Garcia	Nate Eaton	Nick Loftin	Seuly Matias	Robbie Glendinning
4/23	@ Frisco	W, 12-4	Dante Biasi	Sebastian Rivero	Jake Means	Michael Massey	Robbie Glendinning	Maikel Garcia	John Rave	Nick Loftin	Tucker Bradley	Nate Eaton
4/24	@ Frisco	W, 4-3	Alec Marsh	Logan Porter	Robbie Glendinning	Michael Massey	Jake Means	Maikel Garcia	Tucker Bradley	Nick Loftin	Seuly Matias	Nick Loftin
4/26	AMARILLO	L, 6-5 (11)	Drew Parrish	Sebastian Rivero	Jake Means	Michael Massey	Nate Eaton	Maikel Garcia	John Rave	Nick Loftin	Seuly Matias	Robbie Glendinning
4/27	AMARILLO	W, 12-6	Anthony Veneziano	Sebastian Rivero	Logan Porter	Michael Massey	Nate Eaton	Maikel Garcia	John Rave	Nick Loftin	Seuly Matias	Tucker Bradley
4/28	AMARILLO	L, 9-5	Angel Zepa	Sebastian Rivero	Robbie Glendinning	Michael Massey	Jake Means	Maikel Garcia	Tucker Bradley	Nick Loftin	Nate Eaton	Seuly Matias
4/29	AMARILLO	W, 8-7	Dante Biasi	Logan Porter	Jake Means	Michael Massey	Robbie Glendinning	Maikel Garcia	Nate Eaton	John Rave	Tucker Bradley	Nick Loftin
4/30	AMARILLO	L, 7-5	Alec Marsh	Sebastian Rivero	Logan Porter	Ryan Grotjohn	Nate Eaton	Maikel Garcia	Tucker Bradley	Nick Loftin	John Rave	Michael Massey
5/1	@ Springfield	W, 9-5	Drew Parrish	Logan Porter	Robbie Glendinning	Michael Massey	Jake Means	Maikel Garcia	Tucker Bradley	John Rave	Seuly Matias	Nate Eaton
5/4	@ Springfield	W, 13-3	Marcelo Martinez	Sebastian Rivero	Robbie Glendinning	Michael Massey	Nate Eaton	Maikel Garcia	John Rave	Nick Loftin	Seuly Matias	Robbie Glendinning
5/5	@ Springfield	W, 9-6	Dante Biasi	Logan Porter	Robbie Glendinning	Brhet Bewley	Nate Eaton	Maikel Garcia	John Rave	Nick Loftin	Seuly Matias	Logan Porter
5/6	@ Springfield	L, 2-1	Alec Marsh	Sebastian Rivero	Robbie Glendinning	Michael Massey	Nate Eaton	Maikel Garcia	Tucker Bradley	Nick Loftin	John Rave	Seuly Matias
5/7	@ Springfield	W, 4-0	Drew Parrish	Logan Porter	Jake Means	Michael Massey	Brhet Bewley	Maikel Garcia	Tucker Bradley	Nick Loftin	Seuly Matias	Nick Loftin
5/8	@ Springfield	W, 9-4	Anthony Veneziano	Logan Porter	Robbie Glendinning	Michael Massey	Jake Means	Maikel Garcia	John Rave	Nick Loftin	Tucker Bradley	John Rave
5/10	WICHITA	W, 7-4	Marcelo Martinez	Logan Porter	Robbie Glendinning	Michael Massey	Nate Eaton	Maikel Garcia	Tucker Bradley	Nick Loftin	Seuly Matias	John Rave
5/11	WICHITA	L, 4-3	Angel Zepa	Logan Porter	Robbie Glendinning	Michael Massey	Jake Means	Maikel Garcia	Tucker Bradley	John Rave	Nate Eaton	Seuly Matias
5/12	WICHITA	L, 10-4	Alec Marsh	Logan Porter	Robbie Glendinning	Brhet Bewley	Nate Eaton	Maikel Garcia	John Rave	Nick Loftin	Seuly Matias	Michael Massey
5/13	WICHITA	W, 7-0	Drew Parrish	Gavin Stupienski	Jake Means	Michael Massey	Nate Eaton	Maikel Garcia	John Rave	Nick Loftin	Seuly Matias	Tucker Bradley
5/14	WICHITA	L, 7-6	Will Klein	Sebastian Rivero	Robbie Glendinning	Michael Massey	Jake Means	Maikel Garcia	Tucker Bradley	Nick Loftin	Seuly Matias	Logan Porter
5/15	WICHITA	Cancelled-Rain										
5/17	@ Arkansas	L, 7-6 (10)	Marcelo Martinez	Logan Porter	Robbie Glendinning	Michael Massey	Nate Eaton	Maikel Garcia	John Rave	Nick Loftin	Seuly Matias	Tucker Bradley
5/18	@ Arkansas	L, 5-4	Angel Zepa	Logan Porter	Robbie Glendinning	Michael Massey	Jake Means	Maikel Garcia	John Rave	Nick Loftin	Nate Eaton	Seuly Matias
5/19	@ Arkansas	L, 5-0	Alec Marsh	Logan Porter	Robbie Glendinning	Brhet Bewley	Nate Eaton	Maikel Garcia	Tucker Bradley	John Rave	Seuly Matias	Michael Massey
5/20	@ Arkansas	L, 2-1	Alec Marsh	Logan Porter	Robbie Glendinning	Brhet Bewley	Nate Eaton	Maikel Garcia	Tucker Bradley	Nick Loftin	John Rave	Seuly Matias
5/21	@ Arkansas	W, 11-4 (8)	Drew Parrish	Gavin Stupienski	Jake Means	Michael Massey	Nate Eaton	Maikel Garcia	Tucker Bradley	Nick Loftin	John Rave	Tucker Bradley
5/22	@ Arkansas	W, 10-5	Anthony Veneziano	Gavin Stupienski	Robbie Glendinning	Michael Massey	Nate Eaton	Maikel Garcia	Tucker Bradley	Nick Loftin	John Rave	Ryan Grotjohn
5/24	@ Midland	W, 8-5	Angel Zepa	Logan Porter	Jake Means	Michael Massey	Jake Means	Maikel Garcia	John Rave	Nick Loftin	Seuly Matias	Robbie Glendinning
5/25	@ Midland	W, 11-3	Alec Marsh	Logan Porter	Robbie Glendinning	Michael Massey	Nate Eaton	Maikel Garcia	Tucker Bradley	Nick Loftin	Seuly Matias	Jake Means
5/26	@ Midland	L, 2-1 (10)	Drew Parrish	Gavin Stupienski	Robbie Glendinning	Michael Massey	Jake Means	Maikel Garcia	Ryan Grotjohn	Nick Loftin	Tucker Bradley	Brhet Bewley
5/27	@ Midland	W, 14-6	Will Klein	Logan Porter	Robbie Glendinning	Michael Massey	Brhet Bewley	Maikel Garcia	Tucker Bradley	Nick Loftin	Seuly Matias	Jake Means
5/28	@ Midland	W, 9-7 (10)	Anthony Veneziano	Logan Porter	Robbie Glendinning	Michael Massey	Brhet Bewley	Maikel Garcia	Tucker Bradley	Nick Loftin	Ryan Grotjohn	Seuly Matias
5/29	@ Midland	L, 3-1	Angel Zepa	Gavin Stupienski	Robbie Glendinning	Michael Massey	Jake Means	Maikel Garcia	Tucker Bradley	Nick Loftin	Seuly Matias	Brhet Bewley
5/31	CORPUS CHRISTI	L, 8-7	Alec Marsh	Logan Porter	Robbie Glendinning	Michael Massey	Jake Means	Maikel Garcia	Tucker Bradley	Nick Loftin	Seuly Matias	Nate Eaton
6/1	CORPUS CHRISTI	L, 6-2	Drew Parrish	Logan Porter	Robbie Glendinning	Michael Massey	Jake Means	Maikel Garcia	Ryan Grotjohn	Tucker Bradley	Seuly Matias	Brhet Bewley
6/2	CORPUS CHRISTI	W, 8-2	Dante Biasi	Gavin Stupienski	Robbie Glendinning	Brhet Bewley	Jake Means	Maikel Garcia	Tucker Bradley	Parker Bates	Seuly Matias	Michael Massey
6/3	CORPUS CHRISTI	L, 5-4	Anthony Veneziano	Logan Porter	Robbie Glendinning	Brhet Bewley	Jake Means	Maikel Garcia	Ryan Grotjohn	Parker Bates	Seuly Matias	Michael Massey
6/4	CORPUS CHRISTI	W, 6-5 (10)	Angel Zepa	Logan Porter	Robbie Glendinning	Michael Massey	Jake Means	Maikel Garcia	Tucker Bradley	John Rave	Seuly Matias	Michael Massey
6/5	CORPUS CHRISTI	L, 17-4	Alec Marsh	Gavin Stupienski	Robbie Glendinning	Brhet Bewley	Jake Means	Maikel Garcia	Tucker Bradley	John Rave	Seuly Matias	Seuly Matias
6/7	@ Tulsa	L, 5-2	Noah Murdock	Logan Porter	Robbie Glendinning	Michael Massey	Jake Means	Maikel Garcia	Tucker Bradley	Nick Loftin	John Rave	Seuly Matias
6/8	@ Tulsa	Postponed-Rain										
6/9	@ Tulsa	W, 5-3 (7)	Dante Biasi	Logan Porter	Robbie Glendinning	Michael Massey	Jake Means	Maikel Garcia	Nick Loftin	John Rave	Seuly Matias	Michael Massey
6/9	@ Tulsa	W, 5-0 (7)	Anthony Veneziano	Gavin Stupienski	Jake Means	Michael Massey	Ryan Grotjohn	Maikel Garcia	Tucker Bradley	Nick Loftin	John Rave	Seuly Matias
6/10	@ Tulsa	W, 13-4	Zack Phillips	Logan Porter	Robbie Glendinning	Michael Massey	Jake Means	Maikel Garcia	Tucker Bradley	John Rave	Seuly Matias	Nick Loftin
6/11	@ Tulsa	L, 9-4	Alec Marsh	Logan Porter	Robbie Glendinning	Michael Massey	Jake Means	Maikel Garcia	Tucker Bradley	Nick Loftin	John Rave	Brhet Bewley
6/12	@ Tulsa	W, 7-3	Noah Murdock	Gavin Stupienski	Robbie Glendinning	Michael Massey	Brhet Bewley	Jake Means	Tucker Bradley	John Rave	Ryan Grotjohn	Nick Loftin
6/14	ARKANSAS	W, 7-5	Anthony Veneziano	Tyler Cropley	Robbie Glendinning	Nick Loftin	Jake Means	Maikel Garcia	Tucker Bradley	John Rave	Tyler Gentry	Logan Porter
6/15	ARKANSAS	L, 5-4	Dante Biasi	Logan Porter	Robbie Glendinning	Nick Loftin	Jake Means	Maikel Garcia	Tucker Bradley	John Rave	Sebastian Rivero	Seuly Matias
6/16	ARKANSAS	L, 18-3	Zack Phillips	Sebastian Rivero	Logan Porter	Nick Loftin	Jake Means	Maikel Garcia	Ryan Grotjohn	John Rave	Tyler Gentry	Tucker Bradley
6/17	ARKANSAS	L, 13-2	Alec Marsh	Tyler Cropley	Logan Porter	Ryan Grotjohn	Robbie Glendinning	Maikel Garcia	Tucker Bradley	Nick Loftin	John Rave	Tyler Gentry
6/18	ARKANSAS	W, 9-0	Angel Zepa	Sebastian Rivero	Robbie Glendinning	Nick Loftin	Jake Means	Maikel Garcia	Tucker Bradley	John Rave	Tyler Gentry	Logan Porter
6/19	ARKANSAS											
6/21	SPRINGFIELD											
6/22	SPRINGFIELD											
6/23	SPRINGFIELD											
6/24	SPRINGFIELD											
6/25	SPRINGFIELD											
6/26	SPRINGFIELD											
6/28	@ Amarillo											
6/29	@ Amarillo											
6/30	@ Amarillo											
7/1	@ Amarillo											
7/2	@ Amarillo											
7/3	@ Amarillo											
7/4	TULSA											
7/6	TULSA											
7/7	TULSA											
7/8	TULSA											
7/9	TULSA											
7/10	TULSA											
7/12	@ Corpus Christi											
7/13	@ Corpus Christi											
7/14	@ Corpus Christi											
7/15	@ Corpus Christi											
7/16	@ Corpus Christi											
7/17	@ Corpus Christi											
7/22	SPRINGFIELD											
7/23	SPRINGFIELD											
7/24	SPRINGFIELD											
7/26	@ Wichita											
7/27	@ Wichita											
7/28	@ Wichita											
7/29	@ Wichita											
7/30	@ Wichita											
7/31	@ Wichita											
8/2	TULSA											
8/3	TULSA											
8/4	TULSA											
8/5	TULSA											
8/6	TULSA											
8/7	TULSA											
8/9	@ Arkansas											
8/10	@ Arkansas											
8/11	@ Arkansas											
8/12	@ Arkansas											
8/13	@ Arkansas											
8/14	@ Arkansas											
8/16	SAN ANTONIO											
8/17	SAN ANTONIO											
8/18	SAN ANTONIO											
8/19	SAN ANTONIO											
8/20	SAN ANTONIO											
8/21	SAN ANTONIO											
8/23	SPRINGFIELD											
8/24	SPRINGFIELD											
8/25	SPRINGFIELD											
8/26	SPRINGFIELD											
8/27	SPRINGFIELD											
8/28	SPRINGFIELD											
8/30	@ Tulsa											
8/31	@ Tulsa											
9/1	@ Tulsa											
9/2	@ Tulsa											
9/3	@ Tulsa											
9/4	@ Tulsa											
9/6	@ Wichita											
9/7	@ Wichita											
9/8	@ Wichita											
9/9	@ Wichita											
9/10	@ Wichita											
9/11	@ Wichita											
9/13	FRISCO											
9/14	FRISCO											
9/15	FRISCO											
9/16	FRISCO											
9/17	FRISCO											
9/18	FRISCO											



17

GAME-BY-GAME STARTERS

NATURALS VS. TRAVELERS | JUNE 19, 2022 

DATE	OPPONENT	RESULT	1	2	3	4	5	6	7	8	9
4/8	@ Springfield	W, 11-8	Maikel Garcia	Nick Loftin	Michael Massey	Seuly Matias	Sebastian Rivero	Robbie Glendinning	Nate Eaton	Jake Means	John Rave
4/9	@ Springfield	L, 14-11	Maikel Garcia	Nick Loftin	Michael Massey	Seuly Matias	Sebastian Rivero	Robbie Glendinning	Nate Eaton	Logan Porter	John Rave
4/10	@ Springfield	L, 10-5	Maikel Garcia	John Rave	Michael Massey	Seuly Matias	Nate Eaton	Ryan Grotjohn	Jake Means	Tyler Cropley	Tucker Bradley
4/12	WICHITA	W, 8-6	Maikel Garcia	Nick Loftin	Michael Massey	Seuly Matias	Sebastian Rivero	John Rave	Nate Eaton	Jake Means	Tucker Bradley
4/13	WICHITA	W, 9-5	Maikel Garcia	Nick Loftin	Michael Massey	Seuly Matias	Sebastian Rivero	John Rave	Robbie Glendinning	Logan Porter	Tucker Bradley
4/14	WICHITA	L, 7-1	Maikel Garcia	Nick Loftin	John Rave	Jake Means	Sebastian Rivero	Nate Eaton	Robbie Glendinning	Logan Porter	Ryan Grotjohn
4/15	WICHITA	L, 4-2	Maikel Garcia	Nick Loftin	Michael Massey	Seuly Matias	Nate Eaton	Jake Means	Robbie Glendinning	Tyler Cropley	Tucker Bradley
4/16	WICHITA	L, 6-5 (10)	Nick Loftin	John Rave	Michael Massey	Jake Means	Sebastian Rivero	Nate Eaton	Ryan Grotjohn	Logan Porter	Tucker Bradley
4/17	WICHITA	L, 5-1	Maikel Garcia	John Rave	Michael Massey	Seuly Matias	Nate Eaton	Robbie Glendinning	Logan Porter	Tyler Cropley	Tucker Bradley
4/19	@ Frisco	W, 4-3	Maikel Garcia	Nick Loftin	Michael Massey	Seuly Matias	Sebastian Rivero	Nate Eaton	Logan Porter	Jake Means	John Rave
4/20	@ Frisco	W, 7-2	Maikel Garcia	Nick Loftin	Michael Massey	Seuly Matias	Sebastian Rivero	Nate Eaton	Robbie Glendinning	Logan Porter	John Rave
4/21	@ Frisco	L, 12-2	Maikel Garcia	Nick Loftin	Michael Massey	Seuly Matias	John Rave	Robbie Glendinning	Logan Porter	Jake Means	Tucker Bradley
4/22	@ Frisco	W, 11-2	Maikel Garcia	Nick Loftin	Michael Massey	Seuly Matias	Nate Eaton	Sebastian Rivero	Robbie Glendinning	Logan Porter	Jake Means
4/23	@ Frisco	W, 12-4	Maikel Garcia	Nick Loftin	Michael Massey	Robbie Glendinning	Nate Eaton	Sebastian Rivero	Nate Eaton	Jake Means	Tucker Bradley
4/24	@ Frisco	W, 4-3	Nick Loftin	John Rave	Michael Massey	Seuly Matias	Robbie Glendinning	Logan Porter	Logan Porter	Jake Means	Tucker Bradley
4/26	AMARILLO	L, 6-5 (11)	Maikel Garcia	John Rave	Michael Massey	Seuly Matias	Sebastian Rivero	John Rave	Robbie Glendinning	Nate Eaton	Tucker Bradley
4/27	AMARILLO	W, 12-6	Maikel Garcia	Nick Loftin	Michael Massey	Seuly Matias	John Rave	Sebastian Rivero	Nate Eaton	Logan Porter	Tucker Bradley
4/28	AMARILLO	L, 9-5	Maikel Garcia	Nick Loftin	Michael Massey	Seuly Matias	Nate Eaton	Sebastian Rivero	Robbie Glendinning	Jake Means	Tucker Bradley
4/29	AMARILLO	W, 8-7	Maikel Garcia	Nick Loftin	Michael Massey	Robbie Glendinning	Nate Eaton	John Rave	Logan Porter	Jake Means	Tucker Bradley
4/30	AMARILLO	L, 7-5	Maikel Garcia	Nick Loftin	Michael Massey	John Rave	Nate Eaton	Sebastian Rivero	Logan Porter	Ryan Grotjohn	Tucker Bradley
5/1	@ Springfield	W, 9-5	Maikel Garcia	Nate Eaton	Michael Massey	Seuly Matias	John Rave	Robbie Glendinning	Logan Porter	Jake Means	Tucker Bradley
5/3	@ Springfield	L, 12-5	Maikel Garcia	Nick Loftin	Michael Massey	Seuly Matias	Nate Eaton	Sebastian Rivero	Robbie Glendinning	Jake Means	John Rave
5/4	@ Springfield	W, 13-3	Maikel Garcia	Nick Loftin	Michael Massey	Seuly Matias	Nate Eaton	Sebastian Rivero	Robbie Glendinning	Logan Porter	John Rave
5/5	@ Springfield	W, 9-6	Maikel Garcia	Nick Loftin	Robbie Glendinning	Seuly Matias	Nate Eaton	Logan Porter	Jake Means	Brhet Bewley	Tucker Bradley
5/6	@ Springfield	L, 2-1	Maikel Garcia	Nick Loftin	Michael Massey	Seuly Matias	Nate Eaton	Sebastian Rivero	John Rave	Robbie Glendinning	Tucker Bradley
5/7	@ Springfield	W, 4-0	Maikel Garcia	Nick Loftin	Michael Massey	Seuly Matias	John Rave	Logan Porter	Brhet Bewley	Jake Means	Tucker Bradley
5/8	@ Springfield	W, 9-4	Maikel Garcia	Nick Loftin	Michael Massey	Robbie Glendinning	John Rave	Nate Eaton	Logan Porter	Jake Means	Tucker Bradley
5/10	WICHITA	W, 7-4	Maikel Garcia	Nick Loftin	Michael Massey	Seuly Matias	John Rave	Nate Eaton	Robbie Glendinning	Logan Porter	Tucker Bradley
5/11	WICHITA	L, 4-3	Maikel Garcia	John Rave	Michael Massey	Seuly Matias	Nate Eaton	Robbie Glendinning	Logan Porter	Jake Means	Tucker Bradley
5/12	WICHITA	L, 10-4	Maikel Garcia	Nick Loftin	Michael Massey	Seuly Matias	Nate Eaton	Robbie Glendinning	Logan Porter	Brhet Bewley	John Rave
5/13	WICHITA	W, 7-0	Maikel Garcia	Nick Loftin	Michael Massey	Seuly Matias	John Rave	Nate Eaton	Gavin Stupienski	Jake Means	Tucker Bradley
5/14	WICHITA	L, 7-6	Maikel Garcia	Nick Loftin	Michael Massey	Seuly Matias	Robbie Glendinning	Sebastian Rivero	Logan Porter	Jake Means	Tucker Bradley
5/15	WICHITA	Cancelled-Rain									
5/17	@ Arkansas	L, 7-6 (10)	Maikel Garcia	Nick Loftin	Michael Massey	Seuly Matias	Nate Eaton	John Rave	Robbie Glendinning	Logan Porter	Tucker Bradley
5/18	@ Arkansas	L, 5-4	Maikel Garcia	Nick Loftin	Michael Massey	Seuly Matias	Nate Eaton	Robbie Glendinning	Logan Porter	Jake Means	John Rave
5/19	@ Arkansas	L, 5-0	Maikel Garcia	Nate Eaton	Michael Massey	Seuly Matias	Robbie Glendinning	John Rave	Logan Porter	Brhet Bewley	Tucker Bradley
5/20	@ Arkansas	L, 2-1	Maikel Garcia	Nick Loftin	Michael Massey	Seuly Matias	Nate Eaton	John Rave	Jake Means	Gavin Stupienski	Tucker Bradley
5/21	@ Arkansas	W, 11-4 (8)	Maikel Garcia	Nick Loftin	Michael Massey	Logan Porter	Nate Eaton	John Rave	Robbie Glendinning	Jake Means	Tucker Bradley
5/22	@ Arkansas	W, 10-5	Maikel Garcia	Nick Loftin	Michael Massey	Robbie Glendinning	John Rave	Nate Eaton	Gavin Stupienski	Ryan Grotjohn	Tucker Bradley</



LF

Tucker Bradley, 34 (17-17)
John Rave, 18 (9-9)
Ryan Grotjohn, 4 (1-3)
Nate Eaton, 3 (2-1)
Nick Loftin, 2 (2-0)

CF

Nick Loftin, 39 (18-21)
John Rave, 19 (11-8)
Parker Bates, 2 (1-1)
Tucker Bradley, 1 (0-1)

RF

Seuly Matias, 35 (17-18)
John Rave, 8 (2-6)
Nate Eaton, 7 (3-4)
Tucker Bradley, 4 (3-1)
Tyler Gentry, 4 (2-2)
Ryan Grotjohn, 2 (2-0)
Parker Bates, 1 (0-1)

SS

Maikel Garcia, 57 (27-30)
Jake Means, 2 (2-0)
Nate Eaton, 1 (1-0)
Ryan Grotjohn, 1 (0-1)

2B

Michael Massey, 46 (25-21)
Brhet Bewley, 7 (3-4)
Nick Loftin, 4 (2-2)
Ryan Grotjohn, 4 (0-4)

3B

Jake Means, 27 (12-15)
Nate Eaton, 23 (10-13)
Robbie Glendinning, 6 (3-3)
Brhet Bewley, 4 (4-0)
Ryan Grotjohn, 1 (1-0)

SP

Alec Marsh, 12 (3-9)
Anthony Veneziano, 11 (6-5)
Drew Parrish, 10 (5-5)
Ángel Zerpa, 10 (4-6)
Dante Biasi, 6 (5-1)
Will Klein, 3 (2-1)
Marcelo Martinez, 3 (2-1)
Asa Lacy, 2 (1-1)
Noah Murdock, 2 (1-1)
Zack Phillips, 2 (1-1)

1B

Robbie Glendinning, 38 (19-19)
Jake Means, 16 (8-8)
Logan Porter, 7 (3-4)

DH

Seuly Matias, 10 (5-5)
Logan Porter, 8 (4-4)
Michael Massey, 8 (2-6)
Tucker Bradley, 7 (4-3)
Robbie Glendinning, 7 (3-4)
Nick Loftin, 6 (5-1)
Brhet Bewley, 4 (0-4)
John Rave, 3 (2-1)
Nate Eaton, 2 (2-0)
Jake Means, 2 (2-0)
Ryan Grotjohn, 2 (1-1)
Tyler Gentry, 1 (0-1)
Sebastian Rivero, 1 (0-1)

C

Logan Porter, 27 (15-12)
Sebastian Rivero, 20 (9-11)
Gavin Stupienski, 9 (5-4)
Tyler Cropley, 5 (1-4)

1	2	3	4	5	6	7	8	9
Maikel Garcia, 56 (26-30) Nick Loftin, 3 (2-1) Tucker Bradley, 2 (2-0)	Nick Loftin, 47 (25-22) John Rave, 5 (1-4) Brhet Bewley, 3 (1-2) Tucker Bradley, 3 (1-2) Nate Eaton, 2 (1-1) Maikel Garcia, 1 (1-0)	Michael Massey, 54 (27-27) John Rave, 4 (1-3) Tyler Gentry, 2 (1-1) Robbie Glendinning, 1 (1-0)	Seuly Matias, 30 (13-17) Robbie Glendinning, 16 (10-6) Logan Porter, 11 (6-5) John Rave, 2 (1-1) Nate Eaton, 1 (0-1) Jake Means, 1 (0-1)	Nate Eaton, 18 (6-12) John Rave, 15 (11-4) Sebastian Rivero, 10 (5-5) Robbie Glendinning, 5 (3-2) Logan Porter, 5 (2-3) Tyler Gentry, 3 (1-2) Brhet Bewley, 2 (0-2) Tucker Bradley, 1 (1-0) Seuly Matias, 1 (1-0) Nick Loftin, 1 (0-1)	Seuly Matias, 14 (8-6) Robbie Glendinning, 12 (4-8) Sebastian Rivero, 11 (5-6) Nate Eaton, 9 (6-3) John Rave, 8 (4-4) Logan Porter, 2 (2-0) Jake Means, 1 (1-1) Brhet Bewley, 1 (1-0) Ryan Grotjohn, 1 (0-1) Gavin Stupienski, 1 (0-1)	Robbie Glendinning, 15 (6-9) Logan Porter, 14 (6-8) Ryan Grotjohn, 7 (1-6) Gavin Stupienski, 6 (4-2) Nate Eaton, 5 (4-1) Jake Means, 5 (2-3) Brhet Bewley, 3 (2-1) John Rave, 3 (2-1) Tucker Bradley, 1 (1-0) Tyler Cropley, 1 (1-0) Sebastian Rivero, 1 (1-0)	Jake Means, 36 (19-17) Logan Porter, 10 (6-4) Brhet Bewley, 4 (2-2) Tyler Cropley, 4 (0-4) Ryan Grotjohn, 3 (1-2) Gavin Stupienski, 2 (1-1) Robbie Glendinning, 2 (1-1)	Tucker Bradley, 39 (19-20) John Rave, 10 (4-6) Ryan Grotjohn, 3 (2-1) Parker Bates, 3 (2-1) Brhet Bewley, 3 (1-2) Jake Means, 2 (2-0) Nate Eaton, 1 (0-1)



PLAYER	GS	POSITION										BATTING ORDER								
		C	1B	2B	3B	SS	LF	CF	RF	OF	DH	1ST	2ND	3RD	4TH	5TH	6TH	7TH	8TH	9TH
Maikel Garcia	57					57						56	1							
Michael Massey	54			46							8			54						
Robbie Glendinning	51		38		6						7			1	16	5	12	15	2	
Nick Loftin	51			4			2	39		41	6	3	47			1				
Jake Means	47		16		27	2					2				2		2	5	36	2
Tucker Bradley	47						34	1	5	40	7	2	3			1		2		39
John Rave	47						18	19	7	44	3		5	4	2	15	8	3		10
Seuly Matias	45								35	35	10				30	1	14			
Logan Porter	42	27	7								8				11	5	2	14	10	
Nate Eaton	36				23	1	3		7	10	2		2			19	9	5		1
Sebastian Rivero	21	20									1					9	11	1		
Brhet Bewley	15			7	4						4		3			2	1	2	4	3
Ryan Grotjohn	14			4	1	1	4		2	6	2						1	7	3	3
Gavin Stupienski	9	9															1	6	2	
Tyler Cropley	5	5																1	4	
Tyler Gentry	5								4	4	1			2		3				
Parker Bates	3							2	1	3										3

OUTFIELD ASSISTS (15)

TUCKER BRADLEY	LF	2
	RF	1
NATE EATON	LF	1
	RF	3
TYLER GENTRY	RF	1
NICK LOFTIN	CF	3
SEULY MATIAS	RF	3
JOHN RAVE	CF	1

OF LINEUP COMBOS

61 games, 61 unique lineup combinations used

MOST USED LINEUP (TBD)

PLAYER	Pos.
1	
2	
3	
4	
5	
6	
7	
8	
9	

NATURALS POSITION PRODUCTION

	AVG	AB	H	TB	2B	3B	HR	RBI	BB	SO	OBP	SLG	OPS	SAC	SF	HBP	GIDP
C	.284	218	62	105	16	0	9	36	30	60	.388	.482	.870	0	2	8	4
1B	.252	218	55	85	15	0	5	39	32	80	.353	.390	.743	0	4	4	5
2B	.279	244	68	113	18	0	9	49	27	64	.347	.463	.810	0	5	1	2
3B	.218	229	50	82	16	2	4	33	25	70	.301	.358	.659	1	2	3	8
SS	.311	254	79	110	20	1	3	29	36	50	.394	.433	.827	1	2	0	5
LF	.271	218	59	91	7	2	7	33	29	49	.353	.417	.770	3	4	1	4
CF	.254	244	62	95	11	2	6	36	25	47	.331	.389	.720	5	4	5	7
RF	.259	232	60	121	9	2	16	48	23	72	.332	.522	.854	2	5	5	4
DH	.238	223	53	87	5	1	9	36	32	64	.344	.390	.734	1	2	5	0

NATURALS LINEUP PRODUCTION

	AVG	AB	H	TB	2B	3B	HR	RBI	BB	SO	OBP	SLG	OPS	SAC	SF	HBP	GIDP
1st	.287	258	74	103	18	1	3	27	36	49	.372	.399	.771	1	2	0	5
2nd	.263	247	65	99	11	1	7	37	28	42	.342	.401	.743	5	5	4	6
3rd	.286	252	72	118	16	0	10	53	23	64	.340	.468	.808	0	6	1	2
4th	.243	230	56	91	9	1	8	42	30	85	.338	.396	.734	0	6	6	5
5th	.221	235	52	90	15	1	7	33	24	50	.306	.383	.689	0	3	6	2
6th	.256	219	56	102	12	2	10	34	34	77	.364	.466	.830	2	3	5	4
7th	.291	223	65	108	11	1	10	43	29	74	.377	.484	.861	1	4	4	2
8th	.233	219	51	85	16	0	6	34	29	70	.336	.388	.724	0	0	5	8
9th	.274	212	58	94	9	3	7	37	26	53	.354	.443	.797	4	1	1	5



GM #	APRIL	OPPONENT	SCORE	RECORD	Pos./G+/-	WIN	LOSS	SAVE	TEMP.	1ST PITCH	TIME	ATT.	HOME ATT.	NATURALS				OPPONENT			
														R	H	E	LO	R	H	E	LO
1	4/8	@ Springfield	W, 11-8	1-0	T-1st/+1.0	Á. Sotillet (1-0)	G. Black (0-1)	-	42°	6:41 PM	3:55	3,682		11	12	0	10	8	8	4	10
2	4/9	@ Springfield	L, 14-11	1-1	T-2nd/-1.0	J. Quezada (1-0)	A. Veneziano (0-1)	F. Pacheco (1)	63°	5:37 PM	3:47	3,037		11	15	2	10	14	13	2	10
3	4/10	@ Springfield	L, 10-5	1-2	T-3rd/-2.0	M. Brettell (1-0)	Á. Zepa (0-1)	-	79°	1:38 PM	2:43	2,760		5	7	2	6	10	12	1	6
4	4/12	WICHITA	W, 8-6	2-2	T-3rd/-1.0	D. Biasi (1-0)	B. Lawson (0-1)	Á. Sotillet (1)	72°	7:04 PM	3:04	4,032	4,032	8	8	0	6	6	6	2	9
5	4/13	WICHITA	W, 8-5	3-2	2nd/-1.0	C. Cosby (1-0)	A. Scherff (0-1)	-	53°	7:05 PM	2:48	2,590	6,622	8	12	0	7	5	7	2	4
6	4/14	WICHITA	L, 7-1	3-3	3rd/-1.0	L. Varland (1-0)	D. Parrish (0-1)	-	64°	7:04 PM	3:03	2,655	9,277	1	5	0	6	7	7	0	7
7	4/15	WICHITA	L, 4-2	3-4	3rd/-2.0	S. Woods Richardson (1-0)	A. Veneziano (0-2)	A. Schulfer (1)	73°	7:05 PM	2:25	4,404	13,681	2	5	0	6	4	9	1	9
8	4/16	WICHITA	L, 6-5 (10)	3-5	T-4th/-2.5	A. Angulo (1-0)	Z. Willeman (0-1)	S. Klimek (1)	55°	6:05 PM	3:25	3,003	16,684	5	6	2	12	6	16	4	11
9	4/17	WICHITA	L, 5-1	3-6	5th/-3.0	T. Viza (1-0)	A. Lacy (0-1)	-	52°	2:05 PM	2:37	1,950	18,634	1	10	1	9	5	7	0	5
10	4/19	@ Frisco	L, 4-3	3-7	5th/-4.0	S. Nordlin (2-1)	A. Marsh (0-1)	C. Lee (3)	70°	6:37 PM	2:37	2,162		3	2	0	7	4	9	1	10
11	4/20	@ Frisco	W, 7-2	4-7	T-4th/-4.0	D. Parrish (1-1)	A. Weems (0-1)	-	86°	6:37 PM	2:27	2,324		7	10	1	7	2	4	0	6
12	4/21	@ Frisco	L, 12-2	4-8	5th/-4.0	N. Starr (1-0)	A. Veneziano (0-3)	-	82°	6:37 PM	2:26	3,939		2	2	0	7	12	13	1	3
13	4/22	@ Frisco	W, 11-2	5-8	T-4th/-4.0	Á. Zepa (1-1)	C. Bradford (1-1)	-	84°	6:36 PM	2:30	6,222		11	8	0	4	2	8	1	10
14	4/23	@ Frisco	W, 12-4	6-8	4th/-4.0	W. Pennington (1-0)	J. Leiter (0-1)	-	82°	6:40 PM	2:39	6,777		12	12	2	7	4	10	2	8
15	4/24	@ Frisco	W, 4-3	7-8	4th/-3.0	Y. Del Rosario (1-0)	C. Ragans (0-1)	Á. Sotillet (2)	75°	4:16 PM	2:21	3,208		4	9	0	9	3	6	1	6
16	4/26	AMARILLO	L, 6-5 (11)	7-9	T-4th/-3.0	J. Garcia (1-0)	W. Pennington (1-1)	B. Rogers (1)	55°	11:06 AM	3:02	3,702	22,336	6	10	0	8	5	9	1	9
17	4/27	AMARILLO	W, 12-6	8-9	4th/-3.0	A. Veneziano (1-3)	S. Cecconi (0-1)	-	68°	7:05 PM	2:28	3,073	25,409	12	15	0	9	6	11	2	7
18	4/28	AMARILLO	L, 9-5	8-10	4th/-3.0	K. Curtis (1-1)	Z. Willeman (0-2)	-	64°	7:04 PM	2:38	3,100	28,509	5	8	0	6	9	13	1	4
19	4/29	AMARILLO	W, 8-7	9-10	T-3rd/-3.0	W. Pennington (2-1)	D. Olivero (0-1)	J. Dipoto (1)	74°	7:05 PM	2:51	4,890	33,399	8	17	1	9	7	15	0	11
20	4/30	AMARILLO	L, 7-5	9-11	T-3rd/-3.0	B. Pfaadt (1-1)	H. Capps (0-1)	B. Workman (1)	72°	6:06 PM	2:16	5,857	39,256	5	8	0	4	7	10	0	5

APRIL Hitting Results: .261/.357/.422 (180-for-690), 37 2B, 22 HR, 126 R, 97 BB, 32 SB // APRIL Pitching Results: 9-11, 5.98 ERA (119 ER in 179.0 IP), 3/5 SV, 194 H, 25 HR, 87 BB, 158 K, .276 AVG

GM #	MAY	OPPONENT	SCORE	RECORD	Pos./G+/-	WIN	LOSS	SAVE	TEMP.	1ST PITCH	TIME	ATT.	HOME ATT.	NATURALS				OPPONENT			
														R	H	E	LO	R	H	E	LO
21	5/1	AMARILLO	W, 9-5	10-11	3rd/-3.0	D. Parrish (2-1)	J. Vernia (0-1)	-	70°	2:04 PM	2:32	5,348	44,604	9	12	0	7	5	11	0	7
22	5/3	@ Springfield	L, 12-5	10-12	T-3rd/-3.5	D. Roach (2-1)	A. Veneziano (1-3)	-	52°	6:37 PM	2:49	3,701		5	8	2	7	12	10	2	10
23	5/4	@ Springfield	W, 13-3	11-12	T-3rd/-3.0	M. Martinez (1-0)	K. Leahy (0-4)	-	55°	7:34 PM	2:33 (:59)	3,131		13	15	0	10	3	6	1	4
24	5/5	@ Springfield	W, 9-6	12-12	3rd/-2.5	Y. Del Rosario (2-0)	G. Black (1-3)	W. Pennington (1)	61°	6:36 PM	2:42	3,125		9	17	0	12	6	8	1	4
25	5/6	@ Springfield	L, 2-1	12-13	T-3rd/-4.0	T. Pike (1-1)	H. Capps (0-2)	F. Pacheco (5)	64°	6:39 PM	2:22	3,165		1	4	1	2	2	6	0	10
26	5/7	@ Springfield	W, 4-0	13-13	3rd/-4.0	D. Parrish (3-1)	C. Lunn (2-3)	-	74°	6:05 PM	2:04	4,375		4	9	0	5	0	3	1	4
27	5/8	@ Springfield	W, 9-5	14-13	3rd/-2.5	W. Pennington (3-1)	F. Pacheco (0-1)	-	77°	6:07 PM	2:40	3,922		9	13	1	8	5	6	1	7
28	5/10	WICHITA	W, 7-4	15-13	3rd/-1.5	D. Biasi (2-0)	K. Klimek (0-1)	Y. Del Rosario (1)	84°	11:06 AM	2:35	5,620	50,224	7	11	0	5	4	7	0	11
29	5/11	WICHITA	L, 4-3	15-14	3rd/-2.5	K. Funderburk (2-0)	Á. Zepa (1-2)	A. Schulfer (5)	84°	7:04 PM	2:22	2,434	52,658	3	8	2	9	4	8	2	8
30	5/12	WICHITA	L, 10-4	15-15	3rd/-3.5	L. Varland (4-1)	P. Smith (0-1)	-	85°	7:06 PM	2:30	3,825	56,483	4	8	2	4	10	11	1	9
31	5/13	WICHITA	W, 7-0	16-15	3rd/-2.5	D. Parrish (4-1)	S. Woods Richardson (2-1)	-	82°	7:05 PM	2:14	4,497	60,980	7	8	0	3	0	5	0	5
32	5/14	WICHITA	L, 7-6	16-16	3rd/-3.5	B. Gross (2-0)	H. Capps (0-3)	A. Schulfer (6)	84°	6:04 PM	2:52	5,558	66,538	6	11	1	10	7	10	2	8
33	5/17	@ Arkansas	L, 7-6 (10)	16-17	3rd/-4.5	T. Kuhn (1-1)	W. Pennington (3-2)	-	81°	6:37 PM	2:53	3,374		6	12	0	10	7	10	1	6
34	5/18	@ Arkansas	L, 5-4	16-18	3rd/-5.5	T. Dollard (1-1)	Á. Zepa (1-3)	M. Stryfeler (6)	89°	6:34 PM	2:14	3,646		4	5	1	5	5	7	1	6
35	5/19	@ Arkansas	L, 5-0	16-19	4th/-6.5	C. Jones (1-2)	A. Marsh (0-2)	-	90°	6:35 PM	2:15	3,769		0	3	1	7	5	8	3	8
36	5/20	@ Arkansas	L, 2-1	16-20	4th/-6.5	J. Haberer (1-2)	D. Parrish (4-2)	T. Kuhn (3)	89°	7:04 PM	2:24	6,016		1	4	1	6	2	4	0	7
37	5/21	@ Arkansas	W, 11-4 (8)	17-20	4th/-6.0	D. Biasi (3-0)	S. Kolek (1-3)	-	75°	7:06 PM	2:54 (:30)	3,869		11	12	0	10	4	5	1	6
38	5/22	@ Arkansas	W, 10-5	18-20	3rd/-6.0	Z. Phillips (1-0)	E. Hancock (0-1)	-	62°	1:35 PM	2:44	3,807		10	11	1	6	5	8	2	8
39	5/24	@ Midland	W, 8-5	19-20	3rd/-5.5	Y. Del Rosario (3-0)	D. Leal (0-1)	Z. Willeman (1)	68°	11:02 AM	2:25	4,066		8	10	0	5	5	12	1	11
40	5/25	@ Midland	W, 11-3	20-20	3rd/-4.5	A. Marsh (1-2)	R. Cusick (1-5)	-	74°	6:33 PM	2:48	3,012		11	16	0	9	3	10	2	13
41	5/26	@ Midland	L, 2-1 (10)	20-21	3rd/-5.5	G. Acton (1-2)	Z. Phillips (1-1)	-	90°	7:02 PM	2:41	3,450		1	8	0	11	2	3	1	4
42	5/27	@ Midland	W, 14-6	21-21	3rd/-5.0	Á. Sotillet (2-0)	T. Damron (1-3)	-	97°	7:01 PM	3:03	3,549		14	17	2	12	6	7	2	11
43	5/28	@ Midland	W, 9-7 (10)	22-21	3rd/-5.0	Y. Del Rosario (4-0)	C. Cohen (2-3)	-	98°	7:00 PM	2:50	3,425		9	15	0	11	7	10	1	8
44	5/29	@ Midland	L, 3-1	22-22	3rd/-5.0	M. Milburn (3-3)	Á. Zepa (1-4)	A. Briggs (2)	96°	2:02 PM	1:48	2,446		1	6	0	7	3	11	0	6
45	5/31	CORPUS CHRISTI	L, 8-7	22-23	4th/-5.0	D. West (1-0)	Y. Del Rosario (1-4)	M. Ruppenthal (1)	82°	7:04 PM	2:52	2,247	68,785	7	12	2	9	8	11	0	7

MAY Hitting Results: .285/.353/.455 (254-for-892), 53 2B, 29 HR, 160 R, 94 BB, 31 SB // APRIL Pitching Results: 13-12, 4.43 ERA (108 ER in 219.1 IP), 3/6 SV, 197 H, 25 HR, 123 BB, 249 K, .239 AVG

														NATURALS				OPPONENT				
GM #	JUNE	OPPONENT	SCORE	RECORD	Pos./G+/-	WIN	LOSS	SAVE	TEMP.	1ST PITCH	TIME	ATT.	HOME ATT.	R	H	E	LO	R	H	E	LO	
46	6/1	CORPUS CHRISTI	L, 6-2	22 - 24	4th/-5.5	J. Endersby (2-1)	D. Parrish (4-3)	-	80°	7:04 PM	2:32	2,183	70,968	2	7	0	8	6	11	0	8	
47	6/2	CORPUS CHRISTI	W, 8-2	23 - 24	4th/-5.5	D. Biasi (4-0)	J. Melendez (0-5)	-	84°	4:04 PM	3:01	5,408	76,376	8	9	0	6	2	2	1	9	
48	6/3	CORPUS CHRISTI	L, 5-4	23 - 25	4th/-5.5	A. Chaidze (2-0)	Y. Del Rosario (2-4)	-	75°	7:05 PM	2:34	5,659	82,035	4	7	0	7	5	9	0	8	
49	6/4	CORPUS CHRISTI	W, 6-5 (10)	24 - 25	4th/-5.5	J. Dipoto (1-0)	D. Conn (4-2)	-	79°	6:05 PM	3:03	3,928	85,963	6	4	0	8	5	7	1	9	
50	6/5	CORPUS CHRISTI	L, 17-4	24 - 26	4th/-6.5	J. Bravo (2-1)	A. Marsh (1-3)	-	78°	2:04 PM	3:04	2,735	88,698	4	7	3	4	17	16	0	14	
51	6/7	@ Tulsa	L, 5-2	24 - 27	4th/-6.5	G. Stone (2-1)	N. Murdock (0-1)	-	84°	7:06 PM	2:12	4,036		2	6	0	8	5	9	0	5	
	6/8	@ Tulsa	Postponed/Rain (Made up June 9, 3-0 W)																			
52	6/9	@ Tulsa	W, 5-3 (7)	25 - 27	4th/-6.0	C. Chamberlain (1-0)	J. Adames (0-1)	J. Dipoto (2)	84°	5:04 PM	1:54			5	6	0	2	3	5	0	7	
53	6/9	@ Tulsa	W, 3-0 (7)	26 - 27	4th/-5.5	A. Veneziano (2-4)	L. Knack (1-4)	-	81°	7:46 PM	1:41	4,706		3	5	0	6	0	3	1	5	
54	6/10	@ Tulsa	W, 13-4	27 - 27	4th/-5.5	W. Pennington (4-2)	J. Hernandez (0-2)	-	87°	7:06 PM	2:50	7,977		13	11	0	7	4	6	1	5	
55	6/11	@ Tulsa	L, 9-3	27 - 28	4th/-5.5	A. Gamboa (5-0)	A. Marsh (1-4)	-	89°	7:06 PM	2:28	7,382		4	8	1	10	9	15	2	6	
56	6/12	@ Tulsa	W, 7-3	28 - 28	4th/-4.5	Á. Sottillet (3-0)	G. Stone (2-2)	Y. Del Rosario (2)	96°	1:06 PM	2:44	4,447		7	11	1	9	3	7	1	10	
57	6/14	ARKANSAS	W, 7-5	29 - 28	4th/-3.5	A. Veneziano (3-4)	S. Kolek (4-4)	-	88°	7:06 PM	2:19	2,453	91,151	7	7	2	4	5	7	2	6	
58	6/15	ARKANSAS	L, 5-4	29 - 29	4th/-4.0	C. Kober (2-0)	M. Peacock (0-1)	M. Stryfeler (11)	87°	7:06 PM	2:37	2,099	93,250	4	11	1	10	5	14	0	10	
59	6/16	ARKANSAS	L,18-3	29 - 30	4th/-4.5	E. Hancock (1-2)	Z. Phillips (1-2)	-	89°	7:05 PM	3:12	3,249	96,499	3	7	5	7	18	13	1	11	
60	6/17	ARKANSAS	L,13-3	29 - 31	4th/-5.5	T. Dollard (5-2)	A. Marsh (1-5)	-	90°	7:05 PM	2:38	4,048	100,547	2	4	0	5	13	14	0	6	
61	6/18	ARKANSAS	W, 9-0	30 - 31	4th/-5.5	W. Klein (1-0)	C. Jones (4-4)	-	85°	7:31 PM	2:36 (1:26)	3,342	103,889	9	4	0	6	0	4	0	7	
62	6/19	ARKANSAS																				
63	6/21	SPRINGFIELD																				
64	6/22	SPRINGFIELD																				
65	6/23	SPRINGFIELD																				
66	6/24	SPRINGFIELD																				
67	6/25	SPRINGFIELD																				
68	6/26	SPRINGFIELD																				



GM #	JUNE	OPPONENT	SCORE	RECORD	Pos./G+/-	WIN	LOSS	SAVE	TEMP.	1ST PITCH	TIME	ATT.	HOME ATT.	NATURALS				OPPONENT			
														R	H	E	LO	R	H	E	LO
69	6/28	@ Amarillo																			
70	6/29	@ Amarillo																			
71	6/30	@ Amarillo																			
JUNE Hitting Results: TBD // JUNE Pitching Results: TBD																					
GM #	JULY	OPPONENT	SCORE	RECORD	Pos./G+/-	WIN	LOSS	SAVE	TEMP.	1ST PITCH	TIME	ATT.	HOME ATT.	NATURALS				OPPONENT			
														R	H	E	LO	R	H	E	LO
72	7/1	@ Amarillo																			
73	7/2	@ Amarillo																			
74	7/3	@ Amarillo																			
75	7/4	TULSA																			
76	7/6	TULSA																			
77	7/7	TULSA																			
78	7/8	TULSA																			
79	7/9	TULSA																			
80	7/10	TULSA																			
81	7/12	@ Corpus Christi																			
82	7/13	@ Corpus Christi																			
83	7/14	@ Corpus Christi																			
84	7/15	@ Corpus Christi																			
85	7/16	@ Corpus Christi																			
86	7/17	@ Corpus Christi																			
87	7/22	SPRINGFIELD																			
88	7/23	SPRINGFIELD																			
89	7/24	SPRINGFIELD																			
90	7/26	@ Wichita																			
91	7/27	@ Wichita																			
92	7/28	@ Wichita																			
93	7/29	@ Wichita																			
94	7/30	@ Wichita																			
95	7/31	@ Wichita																			
JULY Hitting Results: TBD // JULY Pitching Results: TBD																					
GM #	AUGUST	OPPONENT	SCORE	RECORD	Pos./G+/-	WIN	LOSS	SAVE	TEMP.	1ST PITCH	TIME	ATT.	HOME ATT.	NATURALS				OPPONENT			
														R	H	E	LO	R	H	E	LO
96	8/2	TULSA																			
97	8/3	TULSA																			
98	8/4	TULSA																			
99	8/5	TULSA																			
100	8/6	TULSA																			
101	8/7	TULSA																			
102	8/9	@ Arkansas																			
103	8/10	@ Arkansas																			
104	8/11	@ Arkansas																			
105	8/12	@ Arkansas																			
106	8/13	@ Arkansas																			
107	8/14	@ Arkansas																			
108	8/16	SAN ANTONIO																			
109	8/17	SAN ANTONIO																			
110	8/18	SAN ANTONIO																			
111	8/19	SAN ANTONIO																			
112	8/20	SAN ANTONIO																			
113	8/21	SAN ANTONIO																			
114	8/23	SPRINGFIELD																			
115	8/24	SPRINGFIELD																			
116	8/25	SPRINGFIELD																			
117	8/26	SPRINGFIELD																			
118	8/27	SPRINGFIELD																			
119	8/28	SPRINGFIELD																			
120	8/30	@ Tulsa																			
121	8/31	@ Tulsa																			
AUGUST Hitting Results: TBD // AUGUST Pitching Results: TBD																					
GM #	SEPTEMBER	OPPONENT	SCORE	RECORD	Pos./G+/-	WIN	LOSS	SAVE	TEMP.	1ST PITCH	TIME	ATT.	HOME ATT.	NATURALS				OPPONENT			
														R	H	E	LO	R	H	E	LO
122	9/1	@ Tulsa																			
123	9/2	@ Tulsa																			
124	9/3	@ Tulsa																			
125	9/4	@ Tulsa																			
126	9/6	@ Wichita																			
127	9/7	@ Wichita																			
128	9/8	@ Wichita																			
129	9/9	@ Wichita																			
130	9/10	@ Wichita																			
131	9/11	@ Wichita																			
132	9/13	FRISCO																			
133	9/14	FRISCO																			
134	9/15	FRISCO																			
135	9/16	FRISCO																			
136	9/17	FRISCO																			
137	9/18	FRISCO																			
SEPTEMBER Hitting Results: TBD // SEPTEMBER Pitching Results: TBD																					
2ND HALF Hitting Results: TBD // 2ND HALF Pitching Results: TBD																					



	OPPONENT	RESULT	IP	H	R	ER	BB	SO	2B	3B	HR	AVG	WHIP	WP	BK	HB	GIDP	IBB	TBF	SV	ERA (SEASON)
4/8	@ Springfield	W, 11-8	9.0	8	8	8	9	6	3	0	2	(.229)	(1.89)	2	0	1	0	0	45	0	8.00
4/9	@ Springfield	L, 14-11	8.0	13	14	12	12	5	2	0	1	(.361)	(3.13)	1	0	0	2	0	48	0	10.59
4/10	@ Springfield	L, 10-5	8.0	12	10	10	3	0	3	0	3	(.333)	(1.88)	2	0	1	0	0	40	0	10.80
4/12	WICHITA	W, 8-6	9.0	6	6	6	5	13	0	0	0	(.171)	(1.22)	2	0	2	0	0	42	1	9.53
4/13	WICHITA	W, 8-5	9.0	7	5	5	3	15	2	0	2	(.212)	(1.11)	1	0	0	1	0	36	0	8.58
4/14	WICHITA	L, 7-1	9.0	7	7	7	5	9	3	1	1	(.206)	(1.33)	0	0	2	0	0	41	0	8.31
4/15	WICHITA	L, 4-2	9.0	9	4	4	6	4	1	1	1	(.265)	(1.67)	0	0	0	1	0	40	0	7.67
4/16	WICHITA	L, 6-5 (10)	10.0	16	6	4	2	9	0	0	0	(.372)	(1.80)	0	0	0	2	0	46	0	7.10
4/17	WICHITA	L, 5-1	9.0	7	5	4	3	8	1	0	2	(.206)	(1.11)	0	0	0	0	0	37	0	6.75
4/19	@ Frisco	L, 4-3	8.0	9	4	4	6	7	1	0	0	(.300)	(1.88)	1	0	0	1	0	38	0	6.55
4/20	@ Frisco	W, 7-2	9.0	4	2	1	4	6	1	0	1	(.133)	(0.89)	1	0	1	2	0	35	0	6.03
4/21	@ Frisco	L, 12-2	8.0	13	12	12	2	6	3	0	3	(.382)	(1.88)	0	0	2	1	0	39	0	6.60
4/22	@ Frisco	W, 11-2	9.0	8	2	2	4	9	0	0	1	(.235)	(1.33)	1	0	0	0	0	39	0	6.24
4/23	@ Frisco	W, 12-4	9.0	10	4	3	3	7	2	0	2	(.286)	(1.44)	0	0	0	0	0	39	0	6.00
4/24	@ Frisco	W, 4-3	9.0	6	3	3	3	9	3	0	1	(.194)	(1.00)	0	0	1	1	0	36	1	5.80
4/26	AMARILLO	L, 6-5 (11)	11.0	10	6	5	3	12	1	0	0	(.244)	(1.18)	2	0	0	1	1	45	0	5.66
4/27	AMARILLO	W, 12-6	9.0	11	6	6	2	6	2	0	1	(.297)	(1.44)	2	0	0	0	0	40	0	5.68
4/28	AMARILLO	L, 9-5	9.0	13	9	9	4	5	3	1	1	(.361)	(1.89)	0	1	0	2	1	40	0	5.87
4/29	AMARILLO	W, 8-7	9.0	15	7	7	6	11	2	0	0	(.395)	(2.33)	2	0	0	2	0	45	1	5.93
4/30	AMARILLO	L, 7-5	9.0	10	7	7	2	11	2	0	3	(.278)	(1.33)	0	0	1	1	0	39	0	5.98
5/1	AMARILLO	W, 9-5	9.0	11	5	5	2	8	3	0	2	(.324)	(1.44)	0	0	1	0	0	39	0	5.94
5/3	@ Springfield	L, 12-5	8.0	10	12	12	13	8	4	0	1	(.323)	(2.88)	0	0	2	3	0	46	0	6.24
5/4	@ Springfield	W, 13-3	9.0	6	3	3	2	9	0	0	1	(.188)	(0.89)	1	0	0	1	0	34	0	6.10
5/5	@ Springfield	W, 9-6	9.0	8	6	6	4	12	4	0	2	(.242)	(1.33)	0	0	0	1	0	37	1	6.10
5/6	@ Springfield	L, 2-1	8.0	7	2	2	5	16	2	0	0	(.226)	(1.50)	0	0	0	0	0	36	0	5.96
5/7	@ Springfield	W, 4-0	9.0	3	0	0	2	8	0	0	0	(.103)	(0.56)	1	0	0	0	0	31	0	5.73
5/8	@ Springfield	W, 9-5	9.0	6	5	3	7	5	1	0	1	(.188)	(1.44)	1	0	0	1	0	39	0	5.63
5/10	WICHITA	W, 7-4	9.0	7	4	4	9	9	2	0	2	(.212)	(1.78)	0	0	0	0	0	42	1	5.57
5/11	WICHITA	L, 4-3	9.0	8	4	4	6	9	2	1	1	(.242)	(1.56)	0	0	0	1	0	39	0	5.51
5/12	WICHITA	L, 10-4	9.0	11	10	10	8	16	3	0	2	(.297)	(2.11)	2	0	1	0	0	46	0	5.66
5/13	WICHITA	W, 7-0	9.0	5	0	0	0	12	1	0	0	(.161)	(0.56)	0	0	1	0	0	32	0	5.48
5/14	WICHITA	L, 7-6	9.0	10	7	6	6	11	2	0	2	(.278)	(1.78)	0	0	0	0	0	42	0	5.49
5/15	WICHITA	Cancelled/Rain																			
5/17	@ Arkansas	L, 7-6 (10)	9.2	10	7	7	5	9	3	0	1	(.278)	(1.55)	2	0	0	3	2	41	0	5.53
5/18	@ Arkansas	L, 5-4	8.0	7	5	3	4	8	1	0	2	(.226)	(1.38)	0	1	0	0	0	35	0	5.47
5/19	@ Arkansas	L, 5-0	8.0	8	5	5	4	13	0	2	1	(.250)	(1.50)	0	0	1	0	0	37	0	5.48
5/20	@ Arkansas	L, 2-1	8.0	4	2	0	4	10	0	0	0	(.143)	(1.00)	0	0	1	0	0	33	0	5.34
5/21	@ Arkansas	W, 11-4 (8)	7.0	5	4	4	7	8	2	0	0	(.208)	(1.71)	0	0	0	0	0	31	0	5.33
5/22	@ Arkansas	W, 10-5	9.0	8	5	4	5	7	1	0	1	(.229)	(1.44)	0	0	0	0	0	40	0	5.30
5/24	@ Midland	W, 8-5	9.0	12	5	5	3	10	7	0	0	(.308)	(1.67)	0	0	1	0	0	43	1	5.29
5/25	@ Midland	W, 11-3	9.0	10	3	3	4	14	4	1	0	(.270)	(1.56)	1	0	2	0	0	43	0	5.23
5/26	@ Midland	L, 2-1 (10)	9.2	3	2	1	3	7	0	0	0	(.097)	(0.62)	1	0	0	1	0	34	0	5.12
5/27	@ Midland	W, 14-6	9.0	7	6	4	11	7	2	0	0	(.219)	(2.00)	0	0	0	1	0	44	0	5.08
5/28	@ Midland	W, 9-7 (10)	10.0	10	7	7	5	9	3	0	3	(.256)	(1.50)	0	0	0	1	0	44	0	5.12
5/29	@ Midland	L, 3-1	8.0	11	3	3	1	9	2	1	1	(.344)	(1.50)	0	0	0	2	0	33	0	5.09
5/31	CORPUS CHRISTI	L, 8-7	9.0	11	8	7	3	15	3	1	2	(.297)	(1.56)	0	0	2	1	0	42	0	5.13
6/1	CORPUS CHRISTI	L, 6-2	9.0	11	6	6	5	6	2	1	2	(.306)	(1.78)	0	0	0	2	0	41	0	5.15
6/2	CORPUS CHRISTI	W, 8-2	9.0	2	2	2	10	10	0	0	0	(.071)	(1.33)	1	1	0	1	0	38	0	5.08
6/3	CORPUS CHRISTI	L, 5-4	9.0	9	5	5	4	12	4	0	1	(.250)	(1.44)	1	1	0	0	0	40	0	5.08
6/4	CORPUS CHRISTI	W, 6-5 (10)	10.0	7	5	4	6	18	1	0	0	(.200)	(1.30)	1	0	1	1	1	43	0	5.04
6/5	CORPUS CHRISTI	L, 17-4	9.0	16	17	16	16	11	1	0	2	(.390)	(3.56)	1	0	0	1	0	58	0	5.27
6/7	@ Tulsa	L, 5-2	8.0	9	5	5	1	10	1	1	3	(.273)	(1.25)	0	0	0	0	0	34	0	5.27
6/8	@ Tulsa	Postponed/Rain																			
6/9 G1	@ Tulsa	W, 5-3 (7)	7.0	5	3	3	4	8	1	0	1	(.192)	(1.29)	0	0	1	0	0	31	1	5.25
6/9 G2	@ Tulsa	W, 3-0 (7)	7.0	3	0	0	1	5	0	0	0	(.130)	(0.57)	0	0	2	1	0	26	0	5.17
6/10	@ Tulsa	W, 13-4	9.0	6	4	4	3	11	2	0	2	(.182)	(1.00)	2	0	0	0	0	36	0	5.15
6/11	@ Tulsa	L, 9-4	8.0	15	9	9	0	12	1	0	1	(.385)	(1.88)	0	0	0	0	0	39	0	5.23
6/12	@ Tulsa	W, 7-3	9.0	7	3	2	7	10	1	0	1	(.212)	(1.56)	1	0	0	2	0	40	1	5.17
6/14	ARKANSAS	W, 7-5	9.0	7	5	5	2	11	0	0	3	(.200)	(1.00)	0	0	1	1	0	38	0	5.17
6/15	ARKANSAS	L, 5-4	9.0	14	5	4	3	5	1	1	2	(.378)	(1.89)	0	0	1	0	0	42	0	5.15
6/16	ARKANSAS	L, 18-3	9.0	13	18	15	11	12	3	1	1	(.325)	(2.67)	0	0	3	1	0	56	0	5.32
6/17	ARKANSAS	L, 13-2	9.0	14	13	13	6	6	1	1	5	(.350)	(2.22)	0	0	0	0	0	46	0	5.45
6/18	ARKANSAS	W, 9-0	9.0	4	0	0	4	12	0	0	0	(.133)	(0.89)	0	1	0	1	0	34	0	5.36
6/19	ARKANSAS																				
6/21	SPRINGFIELD																				
6/22	SPRINGFIELD																				
6/23	SPRINGFIELD																				
6/24	SPRINGFIELD																				
6/25	SPRINGFIELD																				
6/26	SPRINGFIELD																				



23

GAME-BY-GAME HITTING

NATURALS VS. TRAVELERS | JUNE 19, 2022 

DATE	OPPONENT	RESULT	AB	R	H	RBI	2B	3B	HR	TB	BB	SO	IBB	SB	CS	HBP	SAC	SF	GDP	LOB	AVG (SEASON)
4/8	@ Springfield	W, 11-8	40	11	12	9	2	0	0	14	8	8	0	3	0	0	0	0	2	10	.300
4/9	@ Springfield	L, 14-11	39	11	15	9	2	0	0	17	7	8	0	0	1	0	0	2	1	10	.342
4/10	@ Springfield	L, 10-5	30	5	7	5	2	0	1	12	5	8	0	0	0	1	0	2	3	6	.312
4/12	WICHITA	W, 8-6	34	8	8	6	2	1	0	12	4	7	0	3	0	0	0	1	6		.294
4/13	WICHITA	W, 8-5	32	8	12	7	3	1	0	17	5	8	0	0	0	0	1	1	0	7	.309
4/14	WICHITA	L, 7-1	32	1	5	1	1	0	0	6	2	15	0	1	0	1	0	0	0	7	.285
4/15	WICHITA	L, 4-2	32	2	5	1	1	1	0	8	3	5	0	0	1	0	0	0	0	6	.268
4/16	WICHITA	L, 6-5 (10)	35	5	6	5	0	0	0	6	9	12	1	2	0	1	0	1	0	12	.255
4/17	WICHITA	L, 5-1	35	1	10	1	0	0	0	10	2	9	0	4	0	0	0	0	1	9	.259
4/19	@ Frisco	L, 4-3	29	3	2	3	0	0	0	5	6	6	0	2	0	1	1	0	0	7	.243
4/20	@ Frisco	W, 7-2	35	7	10	7	1	0	3	20	6	11	0	1	0	0	0	0	1	7	.247
4/21	@ Frisco	L, 12-2	27	2	2	2	0	0	2	8	9	12	0	4	0	0	0	0	2	7	.235
4/22	@ Frisco	W, 11-2	35	11	8	10	3	0	2	17	6	9	0	0	0	1	0	0	0	4	.234
4/23	@ Frisco	W, 12-4	41	12	12	11	4	0	3	25	5	11	0	2	0	0	0	0	0	7	.239
4/24	@ Frisco	W, 4-3	36	4	9	2	1	0	1	13	4	9	0	3	1	0	0	0	0	9	.240
4/26	AMARILLO	L, 6-5 (11)	39	5	9	5	3	0	1	15	3	9	0	0	0	1	1	1	0	9	.240
4/27	AMARILLO	W, 12-6	37	12	15	11	3	0	3	27	3	9	0	1	0	3	0	2	0	9	.250
4/28	AMARILLO	L, 9-5	31	5	8	4	1	0	1	12	5	9	0	4	1	1	1	0	1	6	.250
4/29	AMARILLO	W, 8-7	36	8	17	8	5	1	1	27	4	8	0	1	1	1	0	0	2	9	.263
4/30	AMARILLO	L, 7-5	35	5	8	5	3	0	3	20	1	10	0	1	0	0	0	0	4		.261
5/1	AMARILLO	W, 9-5	34	9	12	8	2	0	3	23	3	9	0	2	0	1	1	1	0	7	.265
5/3	@ Springfield	L, 12-5	36	5	8	5	2	1	0	12	2	9	0	0	0	0	0	1	0	7	.263
5/4	@ Springfield	W, 13-3	40	13	15	13	5	0	1	23	9	11	0	0	1	1	0	0	1	1	.269
5/5	@ Springfield	W, 9-6	43	9	17	9	1	1	4	32	3	7	0	2	0	0	1	1	0	12	.275
5/6	@ Springfield	L, 2-1	28	1	4	1	0	0	0	4	1	10	0	0	2	0	0	1	0	2	.271
5/7	@ Springfield	W, 4-0	33	4	9	4	1	1	0	12	3	8	0	2	1	0	0	0	1	5	.271
5/8	@ Springfield	W, 9-5	37	9	13	8	2	0	2	21	4	3	1	0	0	0	1	2	1	8	.274
5/10	WICHITA	W, 7-4	30	7	11	7	2	0	2	19	3	7	0	1	1	1	1	1	1	5	.277
5/11	WICHITA	L, 4-3	36	3	8	3	0	0	1	11	3	10	0	2	0	0	0	0	1	9	.275
5/12	WICHITA	L, 10-4	35	4	8	4	3	0	1	14	0	10	0	0	0	0	0	0	4		.274
5/13	WICHITA	W, 7-0	32	7	8	7	1	0	2	15	2	9	0	5	0	0	0	0	3		.273
5/14	WICHITA	L, 7-6	39	6	11	5	4	0	1	18	4	13	0	1	0	0	0	0	0	10	.273
5/15	WICHITA	Cancelled/Rain																			
5/17	@ Arkansas	L, 7-6 (10)	40	6	12	6	4	0	0	16	5	8	0	0	1	0	0	0	2	10	.274
5/18	@ Arkansas	L, 5-4	32	4	5	2	1	0	0	6	3	10	0	2	0	0	1	0	0	5	.271
5/19	@ Arkansas	L, 5-0	31	0	3	0	0	0	0	3	1	10	0	1	0	2	0	0	3	7	.266
5/20	@ Arkansas	L, 2-1	30	1	4	1	0	0	0	4	3	9	0	1	0	0	0	1	0	6	.263
5/21	@ Arkansas	W, 11-4 (8)	33	11	12	11	1	0	1	16	6	5	0	5	0	2	1	2	0	10	.266
5/22	@ Arkansas	W, 10-5	37	10	11	10	2	1	2	21	4	10	0	1	0	1	1	0	2	6	.267
5/24	@ Midland	W, 8-5	36	8	10	8	2	0	2	18	4	9	0	1	0	0	0	0	1	5	.267
5/25	@ Midland	W, 11-3	40	11	16	10	3	1	2	27	5	6	0	1	0	0	0	2	2	9	.271
5/26	@ Midland	L, 2-1 (10)	36	1	8	1	2	0	0	10	3	11	1	0	0	1	0	1	1	11	.269
5/27	@ Midland	W, 14-6	45	14	17	12	5	0	1	25	8	5	0	2	0	0	0	0	1	12	.272
5/28	@ Midland	W, 9-7 (10)	43	9	15	8	5	1	2	28	5	12	1	0	0	0	1	0	0	11	.274
5/29	@ Midland	L, 3-1	31	1	6	1	2	0	1	11	4	7	0	1	0	0	0	0	1	7	.273
5/31	CORPUS CHRISTI	L, 8-7	35	7	12	7	3	0	1	18	6	14	0	1	1	0	0	2	0	9	.274
6/1	CORPUS CHRISTI	L, 6-2	32	2	7	2	4	0	0	11	4	8	0	0	0	0	0	1	1	8	.273
6/2	CORPUS CHRISTI	W, 8-2	31	8	9	6	1	0	0	10	7	11	0	4	0	0	0	0	3	6	.274
6/3	CORPUS CHRISTI	L, 5-4	34	4	7	4	1	0	2	14	3	15	0	0	0	1	0	0	0	7	.272
6/4	CORPUS CHRISTI	W, 6-5 (10)	33	6	4	5	0	0	2	10	7	13	0	1	0	1	1	0	0	8	.269
6/5	CORPUS CHRISTI	L, 17-4	33	4	7	4	1	0	2	14	2	14	0	0	0	0	0	0	4		.268
6/7	@ Tulsa	L, 5-2	33	2	6	2	1	0	1	10	3	17	0	0	0	1	0	0	0	8	.267
6/8	@Tulsa	Postponed/Rain																			
6/9 G1	@ Tulsa	W, 5-3 (7)	26	5	6	4	1	0	2	13	1	7	0	4	1	1	0	0	0	2	.267
6/9 G2	@ Tulsa	W, 3-0 (7)	26	3	5	2	2	0	0	7	4	10	0	1	0	0	0	0	0	6	.266
6/10	@ Tulsa	W, 13-4	34	13	11	13	0	0	3	20	9	8	0	5	2	3	0	1	1	7	.267
6/11	@ Tulsa	L, 9-4	36	4	8	4	1	0	1	12	3	9	0	0	0	0	0	0	1	8	.266
6/12	@ Tulsa	W, 7-3	38	7	11	7	3	0	0	14	4	13	0	1	0	0	0	1	0	9	.266
6/14	ARKANSAS	W, 7-5	30	7	7	6	1	0	1	11	4	6	0	3	0	1	0	0	0	4	.266
6/15	ARKANSAS	L, 5-4	36	4	11	4	5	0	0	16	2	8	0	0	0	1	0	2	0	10	.266
6/16	ARKANSAS	L, 18-3	34	3	7	3	2	0	1	12	3	6	0	0	0	0	0	0	0	7	.265
6/17	ARKANSAS	L, 13-2	31	2	4	2	3	0	1	10	3	6	0	0	0	0	0	0	0	5	.263
6/18	ARKANSAS	W, 9-0	26	9	4	9	1	0	1	8	9	8	0	2	0	3	0	1	1	6	.262
6/19	ARKANSAS																				
6/21	SPRINGFIELD																				
6/22	SPRINGFIELD																				
6/23	SPRINGFIELD																				
6/24	SPRINGFIELD																				
6/25	SPRINGFIELD																				
6/26	SPRINGFIELD																				



THE LAST TIME THE NATURALS...

THREW A PERFECT GAME	N/A
THREW A NO-HITTER	Brooks Pounders, 6/27/2013 vs. Midland
THREW A 9-INNING NO-HITTER	Brooks Pounders, 6/27/2013 vs. Midland
THREW A COMBINED NO-HITTER	Greg Holland, Chris Dwyer, Brandon Lafferty & Kendal Volz, 5/10/2012 vs. Springfield
THREW A COMBINED 1-HITTER (9 Innings)	N/A
THREW A COMBINED 1-HITTER (7 Innings)	Jonathan Heasley & Robert Garcia, 5/28/2021 vs. San Antonio (Game 2)
THREW A COMBINED 2-HITTER (9 Innings)	Dante Bias, Will Klein, Walter Pennington & Stephen Woods Jr., 6/2/2022 vs. Corpus Christi
THREW A COMBINED 2-HITTER (7 Innings)	Nolan Watson, Yefri Del Rosario & Robert Garcia, 8/27/2021 vs. Springfield (Game 1)
GOT NO-HIT (9 INNINGS)	5/17/2016 vs. Arkansas, 6-0
GOT NO-HIT (LESS THAN 9 INNINGS)	N/A
GOT 1-HIT	8/31/2019 vs. Frisco
GOT 2-HIT	4/21/2022 @ Frisco
THREW A COMBINED 9-INNING SHUTOUT	6/18/2022 vs. Arkansas (9-0)
THREW BACK-TO-BACK SHUTOUTS	Games 1 and 2, 8/14/2021 vs. Frisco
GOT SHUT OUT (9 INNINGS)	5/19/2022 @ Arkansas
GOT SHUT OUT IN BACK-TO-BACK GAMES	August 12 & 13, 2019 @ Arkansas
GOT SHUT OUT IN 3 STRAIGHT GAMES	July 10 vs. Frisco, July 11 & 12, 2015 vs. Midland
GOT SHUT OUT (LESS THAN 9 INNINGS)	8/7/2021 @ Arkansas (5 Innings)
WON 11 GAMES IN A ROW	April 26 - May 6, 2015
WON 8 GAMES IN A ROW	June 14 - June 20, 2017
WON 7 GAMES IN A ROW	May 16 - May 22, 2015
WON 6 GAMES IN A ROW	August 2 - August 8, 2018
LOST 10 GAMES IN A ROW	April 6 - April 16, 2014
LOST 9 GAMES IN A ROW	April 8 - April 16, 2019
LOST 8 GAMES IN A ROW	July 2 - July 9, 2012
LOST 7 GAMES IN A ROW	July 12 - July 18, 2018
LOST 6 GAMES IN A ROW	July 15 - July 20, 2017
STRUCK OUT 19+ OPPOSING HITTERS	5/11/2013 @ Springfield (19)
STRUCK OUT 17+ OPPOSING HITTERS	6/4/2022 vs. Corpus Christi (18)
STRUCK OUT 15+ OPPOSING HITTERS	6/4/2022 vs. Corpus Christi (18)
STRUCK OUT 10+ OPPOSING HITTERS	6/18/2022 vs. Arkansas (12)
SCORED 20+ RUNS IN ONE GAME	8/20/2013 @ Springfield (21)
SCORED 15+ RUNS IN ONE GAME	8/24/2021 vs. Springfield (18)
SCORED 10+ RUNS IN ONE GAME	6/10/2022 @ Tulsa (13)
ALLOWED 25+ RUNS IN ONE GAME	4/15/2011 @ San Antonio (26)
ALLOWED 20+ RUNS IN ONE GAME	7/25/2021 @ Tulsa (23)
ALLOWED 15+ RUNS IN ONE GAME	6/16/2022 vs. Arkansas (18)
ALLOWED 10+ RUNS IN ONE GAME	6/17/2022 vs. Arkansas (13)
HAD 22+ HITS IN ONE GAME	5/22/2010 vs. Arkansas (22)
HAD 20+ HITS IN ONE GAME	8/24/2021 vs. Springfield (20)
HAD 15+ HITS IN ONE GAME	5/28/2022 @ Midland (15)
HAD 10+ HITS IN ONE GAME	6/15/2022 vs. Arkansas (11)
ALLOWED 25+ HITS IN ONE GAME	4/15/2011 @ San Antonio (26)
ALLOWED 20+ HITS IN ONE GAME	7/27/2021 vs. Wichita (23)
ALLOWED 15+ HITS IN ONE GAME	6/5/2022 vs. Corpus Christi (16)
ALLOWED 10+ HITS IN ONE GAME	6/17/2022 vs. Arkansas (14)
WALKED 14+ TIMES IN ONE GAME	5/8/2021 @ Arkansas (14)
WALKED 10+ TIMES IN ONE GAME	7/29/2021 vs. Wichita (10)
WALKED 8+ TIMES IN ONE GAME	6/18/2022 vs. Arkansas (9)
ALLOWED 13+ WALKS IN ONE GAME	6/5/2022 vs. Corpus Christi (16)
ALLOWED 10+ WALKS IN ONE GAME	6/16/2022 vs. Arkansas (11)
ALLOWED 8+ WALKS IN ONE GAME	6/16/2022 vs. Arkansas (11)
HIT 7+ HOME RUNS IN A GAME	5/30/2021 vs. San Antonio (7)
HIT 5+ HOME RUNS IN A GAME	8/24/2021 vs. Springfield (5)
HIT 3+ HOME RUNS IN A GAME	6/10/2022 @ Tulsa (3)
ALLOWED 7+ HOME RUNS IN A GAME	4/15/2011 @ San Antonio (7)
ALLOWED 5+ HOME RUNS IN A GAME	6/17/2022 vs. Arkansas (5)
ALLOWED 3+ HOME RUNS IN A GAME	6/17/2022 vs. Arkansas (5)
HAD 2 PLAYERS HIT 2 HOME RUNS IN A GAME	Hunter Dozier & Bubba Starling, 4/10/2016 vs. Midland
HIT BACK-TO-BACK HOME RUNS	Brihet Bewley & Tucker Bradley, 6th Inning, 5/5/2022 @ Springfield
HIT 3 STRAIGHT HOME RUNS	Bobby Witt Jr., Nick Pratto & MJ Melendez, 5/30/2021 vs. San Antonio
SCORED 10+ RUNS IN AN INNING	2nd Inning, 9/9/2021 @ Wichita (10)
SCORED 7+ RUNS IN AN INNING	2nd Inning, 6/18/2022 vs. Arkansas (7)
SCORED 5+ RUNS IN AN INNING	2nd Inning, 6/18/2022 vs. Arkansas (7)
SCORED 5+ RUNS IN AN EXTRA INNING	10th Inning, 6/2/2012 vs. Frisco (5)
ALLOWED 10+ RUNS IN AN INNING	7/26/2019 vs. Corpus Christi (11)
ALLOWED 7+ RUNS IN AN INNING	3rd Inning, 6/16/2022 vs. Arkansas (7)
ALLOWED 5+ RUNS IN AN INNING	6th Inning, 6/17/2022 vs. Arkansas (6)
ALLOWED 5+ RUNS IN AN EXTRA INNING	11th Inning, 4/26/2022 vs. Amarillo (5)
WON A GAME BY 15+ RUNS	18-1, 8/24/2021 vs. Springfield
WON A GAME BY 10+ RUNS	5/4/22 @ Springfield
LOST A GAME BY 15+ RUNS	18-3, 6/16/2022 vs. Arkansas
LOST A GAME BY 10+ RUNS	13-2, 6/17/2022 vs. Arkansas
LOST CONSECUTIVE GAMES BY 10+ RUNS	18-3 & 13-2, 6/16 & 6/17/2022 vs. Arkansas
SCORED 12+ RUNS IN CONSECUTIVE GAMES	June 28 (vs. Tulsa) & July 2 (@ Frisco), 2015
SCORED 10+ RUNS IN CONSECUTIVE GAMES	May 21 & 22 @ Arkansas
SCORED A RUN WITHOUT AN RBI	9/7/2021 @ Wichita
SCORED MULTIPLE RUNS WITHOUT AN RBI	2 Runs, 8/16/2018 @ Midland
SCORED MORE RUNS THAT RECORDED HITS	6/18/2022 vs. Arkansas (9 Runs on 4 Hits)
TURNED 5 DOUBLE PLAYS IN ONE GAME	8/20/2015 @ San Antonio
TURNED 3+ DOUBLE PLAYS IN ONE GAME	5/17/2022 @ Arkansas (3)
TURNED A TRIPLE PLAY	Frank Schwindel (1B) to Corey Toups (2B) to Humberto Arteaga (SS) to Schwindel to Toups, 8/31/2016 vs. Tulsa
HIT INTO A TRIPLE PLAY	Mauricio Ramos, 7/24/2016 vs. Springfield
COMMITTED 6 ERRORS	5/4/2019 vs. Midland
COMMITTED 5 ERRORS	6/16/2022 vs. Arkansas
COMMITTED 3+ ERRORS	6/16/2022 vs. Arkansas (5)
EVERY NATURAL IN THE STARTING LINEUP HAD A HIT	5/8/2022 @ Springfield
EVERY NATURAL IN THE STARTING LINEUP SCORED A RUN	5/22/2022 @ Arkansas
EVERY NATURAL IN THE STARTING LINEUP HAD A HIT AND SCORED A RUN	5/4/2022 @ Springfield
LINEUP BATTED AROUND TWICE IN ONE GAME	3rd and 9th Innings, 5/4/2022 @ Springfield
WON ON THE LAST AT-BAT OF THE GAME (WALK-OFF WIN)	6/4/2022 vs. Corpus Christi
LOST ON THE LAST AT-BAT OF THE GAME (WALK-OFF LOSS)	5/26/2022 @ Midland
PLAYED BACK-TO-BACK EXTRA-INNING GAMES	September 2nd & 3rd, 2021 vs. Corpus Christi
WON BOTH GAMES OF A DOUBLEHEADER	6/9/2022 @ Tulsa (5-3, 3-0)
PITCHED SHUTOUTS IN BOTH GAMES OF A DOUBLEHEADER	8/14/2021 vs. Frisco (1-0, 10-0)
LOST BOTH GAMES OF A DOUBLEHEADER	5/30/2019 vs. Arkansas (7-4, 10-7)

THE LAST TIME A NATURALS HITTER...

HAD 6 HITS IN ONE GAME	Ed Lucas, 7/21/2008 @ Springfield
HAD 5 HITS IN ONE GAME	Dairon Blanco, 7/13/2021 vs. Arkansas
HAD 4 HITS IN ONE GAME	Maikel Garcia, 5/1/2022 vs. Amarillo
HAD 3 HITS IN ONE GAME	Maikel Garcia & Tyler Gentry, 6/15/2022 vs. Arkansas
HIT 3 HOME RUNS IN ONE GAME	Bobby Witt Jr., 5/30/2021 vs. San Antonio
HIT 2 HOME RUNS IN ONE GAME	Sebastian Rivero, 4/27/2022 vs. Amarillo
HIT 2 TRIPLES IN ONE GAME	Taylor Featherston, 7/18/2021 vs. Springfield
HIT 3 DOUBLES IN ONE GAME	Nick Loftin, 5/4/22 @ Springfield
HIT 2 DOUBLES IN ONE GAME	Maikel Garcia, 6/15/2022 vs. Arkansas
HIT A GRAND SLAM	Michael Massey, 5/24/2022 @ Midland
HIT AN INSIDE-THE-PARK HOME RUN	Brewer Hicklen, 7/15/2021 vs. Arkansas
LED OFF A HOME GAME WITH A HOME RUN	Maikel Garcia, 6/17/2022 vs. Arkansas
LED OFF A ROAD GAME WITH A HOME RUN	Clay Dungan, 7/24/2021 @ Tulsa
HIT A PINCH-HIT HOME RUN	Frank Schwindel, 8/21/2015 @ Corpus Christi
HIT A WALK-OFF HOME RUN	Seuly Matias, 6/4/2022 vs. Corpus Christi
HIT FOR THE CYCLE	Nicky Lopez, 6/21/2018 @ Tulsa
HAD 7 RBI IN ONE GAME	Taylor Featherston, 7/20/2019 @ Amarillo
HAD 6 RBI IN ONE GAME	Nick Pratto, 5/21/2021 @ Springfield
HAD 5 RBI IN ONE GAME	Nick Loftin, 4/22/2022 @ Frisco
HAD 4 RBI IN ONE GAME	Tyler Gentry, 6/18/2022 vs. Arkansas
SCORED 4 RUNS IN ONE GAME	Maikel Garcia, 4/8/2022 @ Springfield
SCORED 3 RUNS IN ONE GAME	Nick Loftin, 5/31/2022 vs. Corpus Christi
WALKED 4 TIMES IN ONE GAME	Travis Jones, 4/29/2021 @ Springfield
WALKED 3 TIMES IN ONE GAME	Michael Massey, 6/10/2022 @ Tulsa
STOLE 4 BASES IN ONE GAME	Nick Heath, 5/20/2019 @ Arkansas
STOLE 3 BASES IN ONE GAME	Brewer Hicklen, 8/12/2021 vs. Frisco
STOLE 2 BASES IN ONE GAME	Nick Loftin, 6/10/2022 @ Tulsa
STRUCK OUT 5 TIMES IN ONE GAME	Dairon Blanco, 5/12/2021 vs. Tulsa
STRUCK OUT 4 TIMES IN ONE GAME	Michael Massey, 6/7/2022 @ Tulsa
STRUCK OUT 3 TIMES IN ONE GAME	Robbie Glendinning, 6/11/2022 @ Tulsa
REACHED BASE 6 TIMES IN ONE GAME	Travis Jones, 6/29/2021 @ Springfield
REACHED BASE 5 TIMES IN ONE GAME	Nate Eaton, 4/23/2022 @ Frisco
REACHED BASE 4 TIMES IN ONE GAME	Brihet Bewley, 6/12/2022 @ Tulsa
REACHED BASE IN EVERY TRIP TO THE PLATE (6 PA)	Johnny Givonetella, 7/22/2010 @ Arkansas
REACHED BASE IN EVERY TRIP TO THE PLATE (5 PA)	Nate Eaton, 4/23/2022 @ Frisco
REACHED BASE IN EVERY TRIP TO THE PLATE (4 PA)	Tucker Bradley, 5/21/2022 @ Arkansas
REACHED 2 TIMES IN THE SAME INNING	Michael Massey & Logan Porter, 7th Inning, 6/10/2022 @ Tulsa
HAD 2 HITS IN THE SAME INNING	Sebastian Rivero & Nate Eaton, 4th Inning, 4/27/2022 vs. Amarillo
SAW 16 PITCHES IN A SINGLE PLATE APPEARANCE	Donnie Dewees, 4/7/2017 vs. San Antonio
SAW 15 PITCHES IN A SINGLE PLATE APPEARANCE	Demichier Carrasco, 7/18/2021 vs. Arkansas
SAW 14 PITCHES IN A SINGLE PLATE APPEARANCE	Jordan George, 8/27/2019 vs. Midland
SAW 10+ PITCHES IN A SINGLE PLATE APPEARANCE	Jake Means, 6/9/2022 @ Tulsa (10)
HIT HOME RUNS IN BOTH GAMES OF A DOUBLEHEADER	Jimmy Goveas, 8/14/2021 vs. Frisco
HIT HOME RUNS IN BACK-TO-BACK GAMES	Logan Porter, 6/3 and 6/4 vs. Corpus Christi
HIT HOME RUNS IN 3 STRAIGHT GAMES	Michael Massey, 4/22 to 4/24/2022 @ Frisco
HIT HOME RUNS IN 4 STRAIGHT GAMES	Wil Myers, 5/5 to 5/8/2012 vs. Tulsa
HIT HOME RUNS IN 5 STRAIGHT GAMES	Clint Robinson, 8/7 to 8/12/2010 vs. Arkansas @ Frisco
HAD 2+ HITS IN 8 STRAIGHT GAMES	Kurt Mertins, May 25 to June 6, 2009
HAD 2+ HITS IN 7 STRAIGHT GAMES	Jeff Bianchi, July 20 to July 27, 2009
HAD 2+ HITS IN 6 STRAIGHT GAMES	Anderson Miller, May 14 to May 19, 2019
HAD 2+ HITS IN 5 STRAIGHT GAMES	Michael Massey, May 23 to May 28, 2022
HAD A 20+ GAME HITTING STREAK	Clint Robinson, 21 Games: June 15 - July 12, 2010
HAD A 18+ GAME HITTING STREAK	Jordan Parraz, 19 Games: May 27 - June 15, 2009
HAD A 16+ GAME HITTING STREAK	Jacksson Flores, 17 Games: June 15 - July 6, 2018
HAD A 14+ GAME HITTING STREAK	Maikel Garcia, 14 Games: April 27 - May 12, 2022
HAD A 12+ GAME HITTING STREAK	Maikel Garcia, 14 Games: April 27 - May 12, 2022
HAD A 30+ GAME REACHED BASE STREAK	Jacksson Flores, 34 Games: May 29 - July 7, 2018
HAD A 25+ GAME REACHED BASE STREAK	Vinnie Pasquantino, 25 Games: August 5 - September 3, 2021
HAD A 20+ GAME REACHED BASE STREAK	Freddy Fermin, 23 Games: July 2, 2021 to August 4, 2021

THE LAST TIME A NATURALS PITCHER...

THREW A 1-HITTER (9 Innings)	N/A
THREW A 1-HITTER (7 Innings)	N/A
THREW A 2-HITTER (9 Innings)	N/A
THREW A 2-HITTER (7 Innings)	Drew Parrish, 8/27/2021 vs. Springfield (Game 2)
THREW A 9-INNING COMPLETE GAME SHUTOUT	Corey Ray, 6/8/2017 vs. Springfield
THREW A 7-INNING COMPLETE GAME SHUTOUT	Anthony Veneziano, 6/9/2022 @ Tulsa (Game 2)
THREW A 5-INNING COMPLETE GAME SHUTOUT	Danny Duffy, 9/2/2010 vs. Arkansas
THREW A 9-INNING COMPLETE GAME	Scott Blewett, 8/10/2018 vs. Frisco
THREW AN 8-INNING COMPLETE GAME	Ofredy Gomez, 8/2/2019 @ Tulsa
THREW A 7-INNING COMPLETE GAME	Anthony Veneziano, 6/9/2022 @ Tulsa (Game 2)
THREW A 6-INNING COMPLETE GAME	Sugar Ray Marimon, 5/26/2013 @ San Antonio
STRUCK OUT 13 IN A GAME	Danny Duffy, July 17, 2013 @ Tulsa
STRUCK OUT 12 IN A GAME	Josh Staumont, 9/4/2016 vs. Arkansas
STRUCK OUT 11 IN A GAME	Alec Marsh, 5/14/2021 vs. Tulsa
STRUCK OUT 10 IN A GAME	Angel Zerpa, 6/4/2022 vs. Corpus Christi
WALKED 8 IN A GAME	Noel Arguelles, 5/12/2013 @ Springfield
WALKED 7 IN A GAME	Jason Adam, 7/5/2013 @ Midland
WALKED 6 IN A GAME	Marcelo Martinez, 5/10/2022 vs. Wichita
WALKED 5 IN A GAME	Christian Cosby, 6/16/2022 vs. Arkansas
ALLOWED 4 HOME RUNS IN A GAME	Franco Terrero, 4/22/2018 @ Tulsa
ALLOWED 3 HOME RUNS IN A GAME	Alec Marsh, 6/17/2022 vs. Arkansas
ALLOWED 2 HOME RUNS IN A GAME	Anthony Veneziano, 6/14/2022 vs. Arkansas
THREW 110+ PITCHES IN A GAME	Andy Ferguson, 8/9/2014 vs. San Antonio (116)
THREW 100+ PITCHES IN A GAME	Drew Parrish, 5/20/2022 @ Arkansas (100)
THREW 95+ PITCHES IN A GAME	Alec Marsh, 6/11/2022 @ Tulsa (98)
THREW 90+ PITCHES IN A GAME	Anthony Veneziano, 6/14/2022 vs. Arkansas (93)
WON HIS NATURALS DEBUT	Walter Pennington, 4/23/2022 @ Frisco
THREW AN IMMACULATE INNING	Grant Gavin, 6th Inning 5/20/2019 @ Arkansas