



**SOD
POODLES
BASEBALL
CLUB**

NEWS & NOTES

HODGETOWN

715 S. BUCHANAN ST

AMARILLO, TEXAS 79101

806-803-7762

TWITTER: @SODPOODLES

Sod Poodles PR Department: Director, Cory Hilborne - CoryH@SodPoodles.com, 806-803-9614

Springfield Cardinals (36-39, 2-4)
RHP Tink Henc (Double-A Debut)

VS.

Amarillo Sod Poodles (39-36, 5-1)
RHP Chad Patrick (3-7, 5.26 ERA)

Tuesday, July 4, 2023 • 5:35 PM CT • Hammons Field • Radio: KVWE-102.9 FM • Game 76 • Road Game 40

UPCOMING GAMES

DAY	DATE	OPPONENT	PROBABLE PITCHERS	TIME (CT)	RADIO
Wed	July 5	at SPR	RHP Connor Lunn (3-5, 4.91 ERA) vs. RHP Peter Solomon (0-0, 5.00 ERA)	6:35 PM	KVWE-102.9 FM
Thurs	July 6	at SPR	RHP Logan Gragg (2-4, 5.35 ERA) vs. RHP Luke Albright (5-2, 5.64 ERA)	7:05 PM	KVWE-102.9 FM
Fri	July 7	at SPR	RHP Wilfredo Pereira (5-4, 3.91 ERA) vs. RHP Jamison Hill (2-4, 5.28 ERA)	7:05 PM	KVWE-102.9 FM

SEASON RESULTS

Date	Site	Result
5/30	vs SPR	W, 7-1
5/31	vs SPR	W, 13-8
6/1	vs SPR	W, 3-2 (7)
6/2	vs SPR	PPD
6/3 (1)	vs SPR	L, 5-4
6/3 (2)	vs SPR	W, 6-1
6/4	vs SPR	L, 6-5
7/4	@ SPR	
7/5	@ SPR	
7/6	@ SPR	
7/7	@ SPR	
7/8	@ SPR	
7/9	@ SPR	

SPRINGFIELD SERIES CAPSULE

2023 at Home: 4-2
2023 on Road: 0-0
All-Time at Home: 10-8
All-Time on Road: 7-6
All-Time Totals: 17-14

STREAKS

Last 5 Games: 4-1
Last 10 Games: 8-2
Longest 2023 Winning Streak: 7
Longest 2023 Losing Streak: 4 (2x)
All-Time W/L: 237-231

LEAGUE STANDINGS

TEXAS LEAGUE 2ND HALF

North (W-L-PCT-GB)			
ARKANSAS	4-2	.667	-
WICHITA	4-2	.667	-
NW ARKANSAS	2-4	.333	2.0
SPRINGFIELD	2-4	.333	2.0
TULSA	1-5	.167	3.0

South (W-L-PCT-GB)			
AMARILLO	5-1	.833	-
MIDLAND	5-1	.833	-
FRISCO	3-3	.500	2.0
SAN ANTONIO	3-3	.500	2.0
CORPUS CHRISTI	1-5	.167	4.0

OVERALL

North (W-L-PCT-GB)			
*ARKANSAS	49-26	.653	-
TULSA	42-33	.560	7.0
SPRINGFIELD	36-39	.480	13.0
WICHITA	32-42	.432	16.5
NW ARKANSAS	31-44	.413	18.0

South (W-L-PCT-GB)			
*SAN ANTONIO	40-35	.533	-
AMARILLO	39-36	.520	1.0
MIDLAND	37-38	.493	3.0
FRISCO	34-40	.459	5.5
CORPUS CHRISTI	34-41	.453	6.0

* Clinched 1st half

TEAM LEADERS

AVERAGE: 353 - Bliss
HITS: 100 - Bliss
2B: 23 - Bliss
TRIPLES: 5 - Roberts
HOME RUNS: 15 - Vukovich
RBI: 53 - Vukovich
OPS: .993 - Bliss
STOLEN BASES: 29 - Bliss
SO (P): 83 - Albright
SAVES: 6 - Backhus
ERA: 2.20 - Green
WINS: 5 - Albright & Olivero

ATTENDANCE

Last: 7,588
Total: 180,722
Average: 5,476
No. of Sellouts: 15

MR. POTW: After being named Texas League Player of the Week for June 26 - July 2 prior to the start of the double-dip, Caleb Roberts kept mashing the baseball against the Drillers. Playing in both games of the doubleheader, Roberts went 4-for-7 with a home run in each game, a double, three runs scored, and six RBI. His solo shot in game one made him the first Sod Poodle player this season to leave the yard in three-straight games and the first since Andy Yerzy did it from 8/11-14, 2022. His grand slam in game two made him the first Sod Poodle ever to have a home run in four straight games. In total against the Drillers, Roberts hit a cool .478 (11-for-23) with five home runs, three doubles, 10 RBI and nine runs scored. His current hit streak is at eight games with an XBH in all eight, the first time this year a player in the Texas League has rattled off eight consecutive games with a XBH. He has also scored a run in 10 straight games he has played in, also the first player this season in the league to do so.

NOT ONE, NOT TWO: A.J. Vukovich turned in a historic game one of the doubleheader for Amarillo. The former fourth-rounder hit three home runs, tying the franchise-high for most home runs in a single game. Edward Olivares had the only other three-HR night in Amarillo threads prior to tonight, doing so on May 5, 2019 on the road in Arkansas. Vukovich's game one also included a career-high seven RBI to go along with the very first three-HR game of his professional career. His seven-RBI game matches Dominic Fletcher's Mother's Day performance from a season ago. For the series, Vukovich hits .421 (8-for-19) with two doubles, three home runs, and 11 RBI. Vukovich leads the club in home runs this season with 15, tying for the most he has ever hit for a single affiliate of his brief professional career. He had 17 combined home runs a season ago between High-A Hillsboro (15) and Amarillo (2) in 117 combined games. He is already at 15 home runs in 62 games played in 2023.

POWER RACER: Jordan Lawlar hit his 11th home run of the season when he raced around the bases for an inside-the-park-home run two batters into the night at the plate for Amarillo. It was Amarillo's first inside the park home run since June 19, 2021 when Luis Alejandro Basabe did it here at HODGETOWN against Wichita. This marks just the fifth inside the park HR for Amarillo since the start of the 2019 season. His quick round trip was the start of the fifth back-to-back home runs this season as A.J. Vukovich hit the first of his most definitely not an inside-the-park home runs of the season. It was the fifth time this year and 21st overall that Amarillo teammates have combined to hit back-to-back home runs.

TIMMY TULSA KILLER: Tim Tawa had an impressive week helping the Sod Poodles take five of six against Tulsa. Tawa hit .364 for the week (8-for-22) with five of his eight hits going for extra bases. Tawa hit four home runs and added a double in six games played. Tawa's 12 home runs in 2023 are tied with Ryan Bliss for the second most by a Sod Poodles player this season.

RECORDS ARE FALLING: Monday's doubleheader saw 10 franchise-records either tied or broken, including the highest single-game attendance record of 7,588 fans.

AMARILLO STEALERS: The Sod Poodles went 25-of-27 on stolen base attempts for the week against Tulsa. The team set a franchise-high with nine steals on Friday night and swiped another eight between the two games on Monday night. Ryan Bliss swiped three bags in game one to tie the franchise-high for stolen bases in a game and has a team-best 29 steals this year. Bliss is 29-of-35 on stolen base attempts this season, just two shy of his single-season best 31 which he set last year with High-A Hillsboro. Nick Dalesandro set the franchise-high for stolen bases in a season with 35 last year. Bliss (29) and Lawlar are well in reach of breaking that this season.

BENJAMIN BLISS: Ryan Bliss is the first minor leaguer this season to reach 100 hits. After his 3-for-5 performance in game one, Bliss has 100 hits in his first 65 games played. He had a total of 91 hits all of last year in 110 games played with High-A Hillsboro.

KEEP THAT BALL: After pitching 2.0 IP in the second game of yesterday's twin bill with one run coming against him, Christian Montes De Oca picked up the very first win of his professional career. Through 21 relief appearances in 2023, Montes De Oca is 1-1 with a 5.27 ERA. He has six holds, and has converted on 2/3 save opportunities while finishing nine games for the Sod Poodles. His 21 relief appearances are third most on the team this season (Backhus, 26 & Pope, 23).

SOD POODLES BREAKDOWN

At Home: 19-17
On the Road: 20-19
Day Games: 5-6
Night Games: 33-30
vs. RHP: 31-30
vs. LHP: 8-6
First Half: 34-35
Second Half: 5-1
April: 11-10
May: 10-16
June: 15-10
July: 3-0
August: 0-0
September: 0-0
Monday: 2-0
Tuesday: 4-7
Wednesday: 8-4
Thursday: 6-6
Friday: 3-9
Saturday: 9-4
Sunday: 7-6

Scoring First: 22-12
Opponent Scoring First: 17-24
Extra Innings: 2-3
Doubleheaders: 4-2
Commit An Error: 19-22
Commit No Errors: 20-14
Walk-Off Wins: 2
Walk-Off Losses: 2

vs. North 1st Half: 7-5
vs. South 1st Half: 27-30
vs. North 2nd Half: 5-1
vs. South 2nd Half: 0-0

Scoring 4+ Runs: 32-24
Opp. Scoring 4+ Runs: 16-34
Scoring 3 Or Fewer Runs: 7-12
Opp. Scoring 3 Or Fewer Runs: 23-2
Out-Hit Opponent/Tie: 34-14
Out-Hit By Opponent: 5-22
Lead After 6: 28-5
Trail After 6: 7-29
Tied After 6: 4-2
Lead After 7: 32-2
Trail After 7: 3-31
Tied After 7: 3-3
Lead After 8: 32-1
Trail After 8: 1-32
Tied After 8: 2-3

Series (W-L-T): 4-5-4

Game 1: 5-8
Game 2: 9-4
Game 3: 6-7
Game 4: 4-8
Game 5: 9-3
Game 6: 6-6
Series Sweeps: 1
Series Been Swept: 0



STARTING PITCHER



#15 CHAD PATRICK - RHP

HEIGHT: 6'1"

WEIGHT: 205

B/T: R/R

AGE: 24 (8/4/1998 in Crown Point, IN)

14 G

3-7

65/31 K/BB

5.26 ERA

LAST WIN: 6/8/2023 @ MID

LAST SAVE: None

LONGEST 2023 OUTING: 7.0 Innings (5/27 @ SA)

LAST HOME RUN ALLOWED: 6/28/2023 vs TUL (Imanol Vargas, 3rd inning, 2-run)

CAREER VS. SPR: 1 G, 0-0, 3.60 ERA, 5.0 IP, 5 H, 2 R, 2 ER, HB, 4 K, 5 BB

- Entering his third professional season, he was selected by the Arizona Diamondbacks in the 4th round (107th overall) in the 2021 MLB Draft out of Purdue Northwest University.
- Struck out 15 batters twice during his final season in college...Racked up double-digit strikeouts in five of his nine starts in 2021...Had eight quality starts.
- Made his professional debut on 9/9/2021 vs. Lake Elsinore where he allowed just one earned run over 3.0 frames and fanned four.
- Combined to go 5-2 with a 3.30 ERA across 13 games (10 starts) between the Arizona Complex League, Low-A Visalia and High-A Hillsboro in 2022.
- Set a career-high with nine strikeouts in his start on 8/31/22 against Tri-City...Surrendered five hits over the same amount of IP without issuing a walk.
- Earned TEX Pitcher of the Week honors after he fired 7.0 scoreless IP and scattered two hits en route to a combined two-hit shutout on 5/27/23 @ SA.
- Wielded a 2-1 record with a 2.05 ERA (26.1 IP, 6 ER) through five starts in May this season while also posting a 2.66 K:BB (32 K, 12 BB).

CAREER STATS

YEAR	CLUB	W-L	ERA	G	GS	CG	SHO	IP	H	R	ER	HR	HB	BB	SO	WP	GDP	BAA
2021	Visalia (A-)	0-0	4.76	2	0	0	0	5.2	11	3	3	0	1	1	6	1	0	.423
2022	ACL D-backs (Rk)	2-0	0.00	3	0	0	0	4.2	3	1	0	0	0	2	7	1	0	.200
	Visalia (A-)	0-2	3.46	4	4	0	0	13.0	12	6	5	2	0	5	17	0	1	.245
	Hillsboro (A+)	3-0	3.77	6	6	0	0	28.2	26	14	12	1	0	10	30	1	2	.234
2023	Amarillo (AA)	3-7	5.26	14	14	0	0	63.1	64	37	37	8	2	31	65	3	6	.264
MINOR LEAGUE TOTALS		8-9	4.45	29	24	0	0	115.1	116	61	57	11	3	49	125	6	9	.262

2023 HIGHS

INNINGS: 7.0 IP (5/27 @ SA)
HITS: 9 (6/21 @ CC)
RUNS: 7 (4/28 vs. FRI)
EARNED RUNS: 7 (4/28 vs. FRI)
STRIKEOUTS: 7 (2x: Last: 5/21 @ FRI)
WALKS: 5 (6/3 (GM 1) vs SPR)
HOME RUNS: 2 (6/21 @ CC)
WINNING STREAK: 2 (5/21-5/27)
LOSING STREAK: 5 (4/11 - 5/16)
SHORTEST START: 0.2 IP (4/28 vs. FRI)
PITCHES THROWN: 96 (5/27 @ SA)

CAREER HIGHS

INNINGS: 7.0 IP (5/27/23 @ SA)
HITS: 9 (6/21/23 @ CC)
RUNS: 7 (4/28/23 vs. FRI)
EARNED RUNS: 7 (4/28/23 vs. FRI)
STRIKEOUTS: 9 (8/31/22 vs. TRI (HIL))
WALKS: 5 (6/3/23 (GM 1) vs SPR)
HOME RUNS: 2 (2x, Last: 6/21/23 @ CC)
WINNING STREAK: 2 (2x: Last: 5/21-5/27/23)
LOSING STREAK: 5 (4/11-5/16/23)
SHORTEST START: 0.2 IP (4/28/23 vs. FRI)
PITCHES THROWN: 96 (5/27/23 @ SA)

2023 SPLITS

VS. RIGHT: .259/.339/.449, 36 H, 82 B, 3 B, 6 HR, 19 RBI, 37 K, 17 BB
VS. LEFT: .274/.366/.411, 26 H, 52 B, 3 B, 2 HR, 13 RBI, 28 K, 14 BB
HOME: 7 G, 0-4, 6.90 ERA, 30.0 IP, 35 H, 23 ER, 4 HR, 32 K, 15 BB
ROAD: 7 G, 3-3, 3.78 ERA, 33.1 IP, 29 H, 14 ER, 4 HR, 33 K, 16 BB
W/ RISP: .236/.313/.436, 13 H, 22 B, 3 HR, 23 RBI, 16 K, 7 BB
DAY: 1-1, 3.86 ERA, 14.0 IP, 6 ER, 16 H, 2 HR, 16 K, 6 BB, .296 BAA
NIGHT: 2-6, 5.66 ERA, 48 H, 31 ER, 6 HR, 49 K, 25 BB, .255 BAA
TEAM W/L IN STARTS: 5-9

OPPOSING STARTER - RHP TINK HENCE (0-0, 0.00 ERA)

CAREER VS. AMA: FIRST APPEARANCE

BATTER-PITCHER MATCH-UPS (ACTIVE ROSTER, 2023)

SOD POODLES VS. TINK HENCE:									CARDINALS VS. CHAD PATRICK:								
PLAYER	H	AB	AVG	XBH	HR	RBI	BB	SO	PLAYER	H	AB	AVG	XBH	HR	RBI	BB	SO
									Gamboa, A	1	2	.500	0	0	0	1	1
									Dunn, N	1	2	.500	1	0	0	1	0
									Mendlinger, N	1	2	.500	0	0	0	0	0
									Pages, P	1	3	.333	0	0	1	0	1
									Buchberger, J	0	2	.000	0	0	0	1	0
									Jones IV, J	0	2	.000	0	0	0	0	0
									Lopez, I	0	1	.000	0	0	0	1	0

WEDNESDAY'S STARTER - RHP PETER SOLOMON (0-0, 5.00 ERA)

The right-hander made his HODGETOWN debut last Thursday, going 4.0 IP with seven hits allowed and five runs (4 earned) with a strikeout and a walk. Through his first two starts since being assigned to Amarillo, Solomon is 0-0 with a 5.00 ERA after allowing six runs (5 earned) through his first 9.0 IP at the Double-A level. He has struck out six to just a pair of walks.



2023 HIGHS: Hits - 4, Runs - 3, RBI - 3, HR - 1, 2B - 2, 3B - 0, BB - 2, K - 3, SB - 0

23 SPLITS:

CURRENT HITTING: 0

CURRENT HITTING: 0

SEASON LONG HITTING: 6
CURRENT ON BASE: 8

SEASON-LONG ON-BASE: 14

- 🍌 Former Carolina league Player of the Week (4/21/19), CAR Mid-Season All-Star (2019), Texas League Player of the Week (7/7/19), Texas League Player of the Month (July, 2019), Baseball America Minor League All-Star (2019) and Baseball America Double-A All-Star (2019).
- 🍌 In his decorated 2019 season, he slashed .289/.388/.516 across three different teams while blasting 26 homers and 24 doubles through 122 games.
- 🍌 Made his MLB debut on 9/10/2021 with the D-backs and spent parts of the 2021 and 2022 seasons in the league with 43 career games played.
- 🍌 Had a four-hit performance on 5/31/23 vs. SPR, the first four-hit night by a Sod Poodle at home since 8/14/2022 by Leandro Cedeño, also against SPR.

2023 HIGHS: Hits - 3, Runs - 4, RBI - 3, HR - 1, 2B - 2, 3B - 1, BB - 3, K - 2, SB - 3

20

CURRENT HITTING: 5

CURRENT HITTING: 5

SEASON LONG HITTING: 10
CURRENT ON-BASE: 5

SEASON-LONG ON-BASE: 25

- 🏆 Rated the no. 2 shortstop in the state of Georgia (15th overall) and the 96th best SS in the country by Perfect Game in high school.
- 🏆 Has won Texas League Player of the Month in both April and May, 2023...Leads the league in AVG (.353), H (100), XBH (39), OPS (.993), total bases (167), and runs (65)...First player in MiLB this year to reach the 100 hit mark, doing so on July 3.
- 🏆 Has hit the most lead off home runs in franchise history (6), and has the most lead off home runs in all MiLB in 2023.
- 🏆 Was named to the 2023 SiriusXM MLB All-Star Futures Game National League roster.

2023 HIGHS: Hits - 3, Runs - 2, RBI - 3, HR - 1, 2B - 2, 3B - 1, BB - 2, K - 3, SB - 1






ic) 20

CURRENT HITTING: 2

CURRENT HITTING: 2

SEASON LONG HITTING: 14
CURRENT ON-BASE: 2

SEASON-LONG ON-BASE: 15

 He made his professional debut with the DSL Diamondbacks (ROK) on 6/2/2018, going 1-for-4 with an RBI and a swiped bag.
 From 7/8-8/15/2019, he logged a base knock in 22 out of 26 straight games and accumulated 28 total hits, good for .283 AVG (28-for-99) over the stretch.
 Amongst his qualified club mates (HIL) across 82 games, he logged the 2nd most HR (11), 4th most H (77), R (35), TB (127) and SB (15) in 2022.
 Had his first three-hit night in 2023 with a 3-for-4 performance against San Antonio...Had three-straight multi-hit games (6/11-14).
 Had a career-long hit streak of 14 games (6/4-28)...Surpassing his previous career-long of 13 games with Visalia (6/27-7/17/21).

2023 HIGHS: Hits - 3, Runs - 2, RBI - 2, HR - 1, 2B - 1, 3B - 0, BB - 2, K - 3, SB - 1

20

CURRENT HITTING: 0

CURRENT HITTING: 0

SEASON LONG HITTING: 7
CURRENT ON BASE: 0

CURRENT ON-BASE: 0
SEASON-LONG ON-BASE: 7

- 🏆 2017 World Series Champion (HOU).
- 🏆 Made his MLB Debut on 9/18/2013 with the New York Mets and collected his first single that night off 3-time All-Star Matt Cain.
- 🏆 Set a career-high with 15 home runs including 14 in 81 games with Amarillo in 2022.
- 🏆 Named a Texas League Post-Season All-Star (2022) and the MiLB.com Organization All-Star (2022, ARI).
- 🏆 In the month of April this season, he slashed .277/.340/.340 with a homer and six RBI in 13 games...Among teammates with at least 10 games played in the month, his average was good for third with his hits (13) tying sixth and his six multi-hit performances ranking second.

2023 HIGHS: Hits - 3, Runs - 2, RBI - 1, HR - 0, 2B - 1, 3B - 1, BB - 2, K - 2, SB - 2

20

CURRENT HITTING: 12

CURRENT HITTING: 12

SEASON LONG HITTING: 12
CURRENT ON BASE: 12

SEASON-LONG ON-BASE: 12

- 🏆 Began his first professional season (2018) with a hit in 14 of his first 15 games between the AZL D-backs and short-season Missoula.
- 🏆 Logged 42 combined games across three levels in 2019, hitting .256 (34-for-133), ending the year with a hit in 15 of his final 19 games played.
- 🏆 Played the entire 2021 season with High-A Hillsboro with 57 games behind the plate (53 GS), 15 games in RF (14 GS), and three games in LF (2 GS), hitting his first career HR on 6/9 vs TRI, an inside-the-park HR.
- 🏆 Posted a .981 fielding percentage behind the dish while throwing out 58 percent of would be base stealers (18-of-31) in 2022.
- 🏆 Posted his first 3-hit game in 2023 on June 15 vs SA....First 3-hit game since June 4, 2022 vs MID.

#3 ADRIAN DEL CASTILLO - C														2023 HIGHS: Hits - 3, Runs - 3, RBI - 4, HR - 1, 2B - 1, 3B - 1, BB - 3, K - 5, SB - 1				
HEIGHT: 5'9" WEIGHT: 208 B/T: L/R AGE: 23 (9/27/1999 in Miami, FL)														2023 SPLITS:				
G	AVG	OBP	SLG	AB	R	H	2B	3B	HR	RBI	BB	SB/ATT	SO	V. RHP	V. LHP	HOME	AWAY	RISP
59	.267	.383	.476	206	32	55	11	1	10	41	38	2/4	65	.283	.200	.234	.295	.317
LAST GAME: 1-for-3, 3B, RBI, BB, K														LAST HOME RUN: 6/23 @ CC off Plumlee (3-Run)				
SPR SERIES:														LAST MULTI-HIT GAME: 6/29 vs TUL (2-for-3)				
TUL SERIES: : 5-for-15, 3B, 2B, 3 RBI, 4 BB, 2 R, 6 K														CURRENT HITTING: 1				
														SEASON LONG HITTING: 10				
														CURRENT ON-BASE: 1				
														SEASON-LONG ON-BASE: 16				

- Selected by the Chicago White Sox in the 36th round of the 2018 MLB draft but declined to play ball at the University of Miami.
- Made his professional debut on 7/31/2021 with the ACL D-backs (ROK) and after just two appearances in Rookie ball, he was promoted to A-Visalia.
- He logged a hit in 43 of his 86 games played (2022) with 17 of those being multi-hit efforts, good for logging multiple hits in 39% of games that he knocks.
- Earned the 7th most homers (7), 6th most hits (57), 5th most total bags (99) and 4th most doubles (17) amongst qualified Hillsboro Hops in 2022.
- Hit three home runs in his first 36 games of the season...Then hit five homers over a 10 game span from May 30-June 13 including back-to-back games with a homer on 5/30-31 and 6/8-10.

#26 CAMDEN DUZENACK - INF														2023 HIGHS: Hits - 3, Runs - 3, RBI - 3, HR - 1, 2B - 2, 3B - 0, BB - 2, K - 2, SB - 1				
HEIGHT: 5'7" WEIGHT: 170 B/T: R/R AGE: 28 (3/8/1995 in Melissa, TX)														2023 SPLITS:				
G	AVG	OBP	SLG	AB	R	H	2B	3B	HR	RBI	BB	SB/ATT	SO	V. RHP	V. LHP	HOME	AWAY	RISP
28	.355	.460	.581	93	17	33	9	0	4	21	13	2/5	17	.351	.368	.444	.271	.323
LAST GAME: 1-for-3, BB, R, SB														LAST HOME RUN: 7/1 vs TUL off Peto (solo)				
SPR SERIES:														LAST MULTI-HIT GAME: 7/1 vs TUL (3-for-5)				
TUL SERIES 8-for-16, HR, 3 2B, 2 RBI, 6 R, 2 BB, K														CURRENT HITTING: 11				
														SEASON LONG HITTING: 11				
														CURRENT ON-BASE: 26				
														SEASON-LONG ON-BASE: 26				

- Duzenack is entering his 6th professional season, having spent time at every level of minor league ball from Rookie to Triple-A.
- In his debut season (2017), he belted 16 doubles, a triple, and three homers in 222 AB's with A(Short) Hillsboro, slugging .410 that year.
- He logged 318 Triple-A at-bats last season with Reno, slashing .261/.308/.465 while sending 13 balls over the wall accompanied by 20 two-baggers and three triples.
- Earned Amarillo's second walk-off win on 5/31/23 after poking a two RBI single while the club was down by one run with two outs and the bases loaded.
- Riding an 11-game hit streak from June 15-July 3, hitting .455 (20-for-44) with five doubles, three home runs, 11 RBI, and four walks during the stretch.
- Through his first 13 games at HODGETOWN in 2023, is hitting .444 with seven XBH and 11 RBI...Recorded his first stolen base of the year on 7/1 vs TUL

#17 ROBY ENRIQUEZ - OF														2023 HIGHS: Hits - 4, Runs - 2, RBI - 2, HR - 0, 2B - 1, 3B - 0, BB - 2, K - 3, SB - 1				
HEIGHT: 6'2" WEIGHT: 210 B/T: L/L AGE: 26 (3/21/1997 in Carolina, Puerto Rico)														2023 SPLITS:				
G	AVG	OBP	SLG	AB	R	H	2B	3B	HR	RBI	BB	SB/ATT	SO	V. RHP	V. LHP	HOME	AWAY	RISP
45	.255	.364	.324	145	19	37	10	0	0	15	23	5/6	32	.274	.143	.250	.262	.262
LAST GAME: 0-for-3, K														LAST HOME RUN: 9/7/22 vs. ARK off Weiman				
SPR SERIES:														LAST MULTI-HIT GAME: 6/23/23 @ CC (3-for-5)				
TUL SERIES:2-for-8, 2B, 2 RBI, 3 BB, K														CURRENT HITTING: 0				
														SEASON LONG HITTING: 5				
														CURRENT ON-BASE: 0				
														SEASON-LONG ON-BASE: 11				

- Signed by the Arizona Diamondbacks as a minor league free agent on December 22, 2021 out of Indiana State University (Terre Haute, IN).
- He is in a four (4) way tie for first for the most four (4) hit performances by a Sod Poodle in 2022 with two (2) four (4) hit outings.
- He had 26 multi-hit performances last season with three (3) being of the three (3) hit variety...24 of those were achieved in Soddis threads.
- He logged a hit in 44 out of 51 straight games (6/4-8/25/2022) which encompassed a 12 game hit streak (7/6-7/24).
- The lefty-bat poked 20 of his first 22 hits this season off of right-handed pitching and 14 of of them while at home.

#11 JORDAN LAWLAR - INF														2023 HIGHS: Hits - 3, Runs - 4, RBI - 4, HR - 1, 2B - 1, 3B - 1, BB - 2, K - 4, SB - 3				
HEIGHT: 6'2" WEIGHT: 190 B/T: R/R AGE: 20 (7/17/2002 in Carrollton, TX)														2023 SPLITS:				
G	AVG	OBP	SLG	AB	R	H	2B	3B	HR	RBI	BB	SB/ATT	SO	V. RHP	V. LHP	HOME	AWAY	RISP
62	.242	.344	.455	244	49	59	13	3	11	33	32	26/28	66	.216	.375	.259	.227	.176
LAST GAME: 1-for-2, HR, 4 R, RBI, 2 BB, 2 SB, HBP														LAST HOME RUN: 7/3 (1) vs TUL off Casparius (Solo ITP)				
SPR SERIES:														LAST MULTI-HIT GAME: 6/29 vs TUL (2-for-4)				
TUL SERIES:3-for-15, HR, 7 R, 6 SB, 3 BB, RBI, 4 K, 2 HBP														CURRENT HITTING: 1				
														SEASON LONG HITTING: 9				
														CURRENT ON-BASE: 3				
														SEASON-LONG ON-BASE: 16				

- Made his professional debut on 8/21/21 after being selected 6th overall in the 2021 MLB Draft out of Jesuit High School (Dallas).
- Currently ranked as the D-backs' no. 1-rated prospect and the no. 6 overall prospect by MLB Pipeline.
- Appeared in 100 games across four levels in 2022, hitting .303 (18 2B, 7 3B, 16 HR) with 62 RBI and 57 walks.
- Hit .278 (10-for-36) with a double, triple, two home runs, and seven RBI in 11 games in the Arizona Fall League in 2022... Broken Scapula ended his AFL.
- Was hitting .162 through his first 32 games in 2023...In 30 games since May 23, he is hitting .315 (9 2B, 2 3B, 6 HR) with 32 runs scored and 17 RBI.
- Was named to the 2023 SiriusXM MLB All-Star Futures Game
- Hit Amarillo's fifth ever inside the park home run, doing so in game one of the DH on July 3 vs TUL...First ITP HR since Luis Basabe (6/19/21 vs WCH)

#7 CALEB ROBERTS - OF														2023 HIGHS: Hits - 3, Runs - 3, RBI - 4, HR - 1, 2B - 2, 3B - 1, BB - 4, K - 4, SB - 1				
HEIGHT: 6'1" WEIGHT: 195 B/T: L/R AGE: 23 (2/9/2000 in West Palm Beach, FL)														2023 SPLITS:				
G	AVG	OBP	SLG	AB	R	H	2B	3B	HR	RBI	BB	SB/ATT	SO	V. RHP	V. LHP	HOME	AWAY	RISP
46	.259	.356	.529	174	39	45	10	5	9	38	25	7/8	56	.271	.200	.325	.202	.304
LAST GAME: 2-for-3, HR, 2B, 4 RBI, 2 R														LAST HOME RUN: 7/3 (2) vs TUL, off Sublette (CS)				
SPR SERIES:														LAST MULTI-HIT GAME: 7/3 (2) vs TUL (2-for-3)				
TUL SERIES: 11-for-23, 5 HR, 3 2B, 10 RBI, 9 R, 3 BB, 3 K														CURRENT HITTING: 8				
														SEASON LONG HITTING: 8				
														CURRENT ON-BASE: 16				
														SEASON-LONG ON-BASE: 16				

- During his time in Hillsboro (4/8-9/4/2022), held down the two (2) spot for AVG (.234, 91-for-389), RBI (55), SLG (.380), 2B (24), XBH (36), TB (148) and R (57).
- One of his 26 multi-hit efforts last season (8/24, HIL) encompassed a career high two (2) homers in the same game.
- Riding a season-high eight game hit streak that includes six home runs, four doubles, a triple, and 12 RBI from June 24-July 1
- Became the first Sod Poodle to ever homer in four straight games, doing so from June 30 - July 3...Has hit six home runs since June 25 (7 G) including his first career grand slam on July 3...It was Amarillo's second in 2023, and the 13th overall in franchise-history.
- Was named Texas League Player of the Week for June 26 - July 2 after hitting .438 (7-for-16) with 3 HR, 2 2B, 4 RBI, 3 BB, .550 OBP, 1.125 SLG

#10 TIM TAWA - OF

2023 HIGHS: Hits - 3, Runs - 3, RBI - 5, HR - 2, 2B - 2, 3B - 1, BB - 2, K - 3, SB - 1

HEIGHT: 6'0"

WEIGHT: 196

B/T: R/R

AGE: 23 (4/7/1999 in West Linn, OR)

2023 SPLITS:

G	AVG	OBP	SLG	AB	R	H	2B	3B	HR	RBI	BB	SB/ATT	SO	V. RHP	V. LHP	HOME	AWAY	RISP
61	.248	.320	.464	222	37	55	10	1	12	42	24	4/5	64	.251	.229	.303	.195	.333

LAST GAME: 3-for-4, HR, RBI, 3 R, K

LAST HOME RUN: 7/3 (2) vs. TUL off Frasso (solo)

SPR SERIES:

LAST MULTI-HIT GAME: 7/3 (2) vs. TUL (3-for-4)

TUL SERIES: 8-for-22, 4 HR, 2B, 9 RBI, 6 R, BB, 9 K

CURRENT HITTING: 3

SEASON LONG HITTING: 10

CURRENT ON-BASE: 3

SEASON-LONG ON-BASE: 13

🏆

Made his professional debut with the ACL D-Backs (7/31/2021) where he logged two (2) games and went 2-for-5 (.400 AVG) with a HR, 3 RBI, R and 2 BB.

🏆

He slashed .264/.366/.464 across 36 G and held the crown for OBP, SLG, R (27) and SB (13), among qualified players, while on the Visalia club (8/3-9/19/2021).

🏆

His 2022 June encompassed his career single-month most hits (26) and his season single month most doubles (5) and stolen bases (4).

🏆

During his stretch in Hillsboro (4/8-6/22/2022), held the crown for AVG (.282), HR (8), RBI (30), OBP (.377), SLG (.441), H (60), TB (94), R (32).

🏆

Recorded his first career multi-HR game on 6/29 vs TUL, going 2-for-4 with two HR and five RBI...His five RBI also tied his career-high (June 17, 2021)

#1 KEVIN VICUNA - INF

2023 HIGHS: Hits - 1, Runs - 1, RBI - 3, HR - 1, 2B - 0, 3B - 0, BB - 1, K - 2, SB - 0

HEIGHT: 6'0"

WEIGHT: 140

B/T: R/R

AGE: 25 (1/14/1998 in Puerto La Cruz, Venezuela)

2023 SPLITS:

G	AVG	OBP	SLG	AB	R	H	2B	3B	HR	RBI	BB	SB/ATT	SO	V. RHP	V. LHP	HOME	AWAY	RISP
12	.121	.256	.212	33	3	4	0	0	1	3	5	0/0	8	.100	.333	.250	.048	.182

LAST GAME: 0-for-3, BB (5/21 @ FRI)

LAST HOME RUN: 5/14/23 vs. MID, G1 off Leal

SPR SERIES:

LAST MULTI-HIT GAME: 9/18/22 @ ALT (REA) (2-for-5)

TUL SERIES:

CURRENT HITTING: 0

SEASON LONG HITTING: 3

CURRENT ON-BASE: 1

SEASON-LONG ON-BASE: 5

🏆

Signed by the Arizona Diamondbacks as a minor league free agent on 5/3/23.

🏆

Former Mid-Season All-Star (2018, Lancaster JetHawks).

🏆

Entering his eighth season of pro ball, having split time in the Toronto Blue Jays, Philadelphia Phillies and now the D-backs farm system.

🏆

In his debut 2015 season with the DSL Blue Jays, he slashed .268/.354/.304 with three doubles and triples, 20 RBI and 10 swiped bags in 62 games.

🏆

Went 35 games since 8/3/2022 without multiple RBI in a contest before earning a three-RBI performance on 5/14/23 which were also his first three RBI in Amarillo threads while also blasting his first home run as a Sod Poodle in the same day.

#19 A.J. VUKOVICH - INF

2023 HIGHS: Hits - 3, Runs - 4, RBI - 7, HR - 3, 2B - 2, 3B - 1, BB - 2, K - 4, SB - 1

HEIGHT: 6'8"

WEIGHT: 210

B/T: R/R

AGE: 21 (7/20/2001 in Mukwonago, WI)

2023 SPLITS:

G	AVG	OBP	SLG	AB	R	H	2B	3B	HR	RBI	BB	SB/ATT	SO	V. RHP	V. LHP	HOME	AWAY	RISP
60	.266	.327	.498	237	48	63	13	3	12	46	20	8/11	75	.280	.208	.314	.230	.313

LAST GAME: 0-for-3, BB, R, 3 K

LAST HOME RUN: 7/3 (1) vs TUL off Gowdy (3-run)

SPR SERIES:

LAST MULTI-HIT GAME: 7/3 (1) vs TUL (3-for-3)

TUL SERIES: 8-for-19, 3 HR, 2 2B, 11 RBI, 3 BB, 8 R, 5 K

CURRENT HITTING: 5

SEASON LONG HITTING: 11

CURRENT ON-BASE: 12

SEASON-LONG ON-BASE: 12

🏆

After being drafted 119th overall out of high school, the D-Backs' number 11 prospect made his professional debut with the Visalia Rawhide on 5/4/2021.

🏆

While in Visalia (62 G, 5/4-8/1/2021) he tied 1st in 2B (15) and XBH (26), led the team in AVG (.259) and H (64) while coming in 2nd for RBI (42), SLG (.449) and R (42).

🏆

During his brief stint with the Sod Poodles at the end of last season (9/6-9/18/2022), earned the crown for hits (13) and shared the throne for TB (19) and homers (2).

🏆

He earned the 5th best batting average (.276, 129-for-468) in the D-backs organization among players with at least 115 games played in 2022.

🏆

Hit the first Grand Slam for Amarillo in 2023 (6/4 vs SPR) and was the first AMA player in 2023 with a multi-HR effort in the same game (2, 6/10 @ MID)

🏆

Became just the second player in Sod Poodles history with a three-HR game, doing so on July 3 vs TUL joining Edward Olivares (May 5, 2019)... It was the first three-HR game of his professional career. He also set a career-high with seven RBI which also tied the Sod Poodles franchise-high (Dominic Fletcher, 5/8/2022)

TEAM BATTING
OVERALL

	AVG	G	AB	R	H	TB	2B	3B	HR	RBI	BB	SO	SB	CS	OBP	SLG	OPS
	.270	75	2544	450	686	1159	136	20	99	417	284	699	117	27	.351	.456	.807

MONTHLY

APRIL	.260	21	718	120	187	307	33	6	25	112	79	214	35	8	.336	.428	.764
MAY	.236	26	845	123	199	319	41	5	23	114	95	231	33	9	.318	.378	.696
JUNE	.296	25	883	170	261	443	52	8	38	158	95	232	32	10	.375	.502	.877
JULY	.398	3	98	37	39	90	10	1	13	33	15	22	17	0	.504	.918	1.422
AUGUST	-	-	-	-	-	-	-	-	-	-	-	-	-	-	-	-	-
SEPTEMBER	-	-	-	-	-	-	-	-	-	-	-	-	-	-	-	-	-

HOME VS. ROAD

HOME	.308	36	1228	263	378	668	77	9	65	249	126	324	64	8	.380	.544	.924
ROAD	.234	39	1316	187	308	491	59	11	34	168	158	375	53	19	.323	.373	.696

SITUATIONAL SPLITS

	AVG	G	AB	H	TB	2B	3B	HR	RBI	BB	SO	OBP	SLG	OPS
VS RIGHT	.273	75	2081	568	968	115	15	85	352	238	570	.356	.465	.821
VS LEFT	.255	42	463	118	191	21	5	14	65	46	129	.325	.413	.738
W/ RISP	.285	75	773	220	370	43	10	29	320	107	226	.373	.479	.852
TEAM IS AHEAD	.270	55	920	248	395	62	8	23	148	100	242	.351	.429	.780
TEAM IS BEHIND	.276	57	1108	306	519	48	6	51	195	136	296	.363	.468	.831

HOME RUNS
MULTI-RBI GAMES
MULTI-HIT GAMES

PLAYER	SOLO	2R	3R	GS	TOTAL	2	3	4	5+	TOTAL	2	3	4	5+	TOTAL
Beer	2	2			4	6	1			7	7	1	2		10
Bliss	8	3	1		12	8	3			11	23	11			34
Castillo	4	1	1		6	2	2			4	6	2			8
Centeno	1				1	3				3	12	2			14
Dalesandro											5	1			6
De Los Santos	2	5			7	4	2			6	12	3			15
Del Castillo	5	3	2		10	4	3	2		9	15	1			16
Duzenack	3		1		4	6	2			8	5	4			9
English	4	1	1		6	3	1	1		5	5				5
Enriquez						3				3	4	1	1		6
Guzman		1			1	1	1			2	1	1			2
Lawlar	5	5	1		11	4	1	1		6	11	3			14
Roberts	4	3	1	1	9	8	2	1		11	13	2			15
Tawa	8	2	2		12	5	2		1	7	12	3			15
Vicuña			1		1		1			1					
Vukovich	9	3	2	1	15	2	7	2	1	12	13	4			17
Watkins						1				1					
TOTALS:	55	29	13	2	99	60	28	7	2	96	143	39	3	0	185

HOME RUN VARIANTS
WALK-OFF HR (0):

BACK-TO-BACK HR (5): English/Vukovich (4/16 vs. CC, 7th inning); Roberts/Vukovich (6/3 (1) vs. SPR, 6th inning); Del Castillo/De Los Santos (6/13 vs SA, 7th inning); Beer/Roberts (7/1 vs TUL, 6th inning); Lawlar/Vukovich (7/3 (1) vs TUL, 1st inning)

MULTI-HR GAMES (2): Vukovich (2x: 2, 6/10 @ MID; 3, 7/3 (1) vs TUL); Tawa (2, 6/29 vs TUL)

EXTRA-INNING HR (0):

GRAND SLAMS (2): Vukovich (6/4 vs. SPR, 5th inning); Roberts (7/3 (2) vs TUL, 5th inning)

INSIDE-THE-PARK HR (1): Lawlar (7/3 (1) vs TUL, 1st inning)

PINCH-HIT HR (0):

HR IN CONSECUTIVE GAMES (13): Vukovich (3x: 5/5-6 @CC; 6/1-6/3 G1 vs SPR; 6/17-18 vs SA); Bliss (2x: 5/5-6 @ CC; 6/10 @MID - 6/13 vs SA); Del Castillo (2x: 5/30-31 vs. SPR; 6/8-10 @ MID); Tawa (2x: 5/28 @ SA - 5/30 vs. SPR; 6/3/4 vs. SPR); Roberts (2x: 6/25 @ CC, 6/28 vs TUL; 6/30-7/1 vs TUL) Lawlar (4/15 vs. CC - 4/18 @ NWA); English (4/23 @ NWA - 4/25 vs. FRI)

HR IN FOUR CONSECUTIVE GAMES (1): Roberts (6/30 - 7/3 vs TUL)

LEAD OFF HR (8): Bliss (6x: 4/27 vs. FRI; 5/10 vs. MID; 5/18 @ FRI; 6/10 @ MID; 6/13 vs SA; 6/22 @ CC); Tawa (6/4 vs. SPR); Duzenack (6/11 @ MID)

BATTING (CONT.)



STARTS BY BATTING ORDER (TEAM RECORD)										STARTS BY POSITION (TEAM RECORD)								
PLAYER	1	2	3	4	5	6	7	8	9	C	1B	2B	3B	SS	LF	CF	RF	DH
Beer			1-1	20-9							20-9							1-1
Bliss	32-33											26-26		5-5				2-2
Castillo							2-1	9-17	11-6		2-3				3-4	4-7	11-5	2-5
Centeno		1-2	2-1	0-2		3-0	5-4	7-4	3-5	15-8								6-10
Dalesandro							1-2	2-1	15-13	0-1					4-1	11-13	3-1	
De Los Santos				9-9	8-16	13-6	1-1				6-10		25-22					
Del Castillo			0-2	4-4	15-6	4-10	6-8			16-22								13-8
Duzenack	5-0	3-1				0-2	2-3	3-3	4-0			3-1	3-4	3-2	4-1	2-1	2-0	
English			7-5	1-0	1-1		1-0	1-1			8-3				1-2			2-2
Enriquez	1-1	0-1	4-8	0-1		1-0	3-6	7-2	2-5							2-0	14-22	2-2
Guzman							2-3		2-2						3-4		1-1	
Lawlar		33-29												31-28				1-1
Roberts			8-12	1-1	2-3	2-1	11-3	0-1		8-5	2-5				6-6		2-4	6-1
Tawa	1-2	2-3		0-1	7-6	8-10	5-5	7-3				10-9	1-3		6-3	9-10	2-2	2-2
Vicuña								3-4	0-3				1-1	0-1	0-5		2-0	0-1
Vukovich			17-7	4-9	6-4	8-7					1-6		9-6		11-9	11-5	2-0	1-1
Watkins									2-2						1-1		0-1	1-0

5+ GAME HITTING STREAKS (CURRENT IN BOLD)		
PLAYER	LENGTH / DATES	STREAK STATS
Castillo	14 G, 6/4-28	.352 (19-for-54), 3 HR, 2 2B, 3B, 12 RBI, 12 R, 4 SB
Dalesandro	12 G, 5/28-7/3	.385 AVG (15-for-39), 2 2B, 3B, 2 RBI, 4 BB, 6 SB, 8 R
English	12 G, 4/19-5/2	.370 AVG (17-for-46), 6 2B, 4 HR, 16 RBI, 7 BB, 8 R
Duzenack	11 G, 6/15-7/3	.455 AVG (20-for-44) 5 2B, 3 HR, 11 RBI, 12 R, 4 BB
Vukovich	11 G, 4/29-5/16	.348 AVG (16-for-46), 3 2B, 3 HR, 3B, 9 RBI, BB, 9 R
Bliss	10 G, 4/6-4/19	.438 AVG (21-for-48), 3 2B, 2 3B, HR, 8 RBI, 8 R
Del Castillo	10 G, 5/19-5/31	.406 AVG (13-for-32), 2 2B, 2 HR, 8 RBI, 9 BB, 7 R
Tawa	10 G, 5/28-6/15	.395 AVG (15-for-38), 4 HR, 2 2B, 10 RBI, 3 BB, 6 R
Bliss	9 G, 6/8-18	.395 AVG (17-for-43), 3 HR, 4 2B, 3B, 13 RBI, 10 R
Bliss	9 G, 5/4-5/14	.459 (17-for-37), 4 2B, 4 HR, 8 RBI, 4 BB, 10 R, 3 SB
Bliss	9 G, 5/23-6/3	.357 AVG (15-for-42), 2B, 3B, 2 BB, 3 RBI, 6 SB, 8 R
Lawlar	9 G, 6/6-15	.410 AVG (16-for-39), 2HR, 4 2B, 3B, 4 RBI, 4 BB, 14 R
Lawlar	9 G, 5/23-6/3	.389 AVG (14-for-36), 3 2B, 2 HR, 3 BB, 6 RBI, 3 SB, 6 R
Roberts	8 G, 6/24-7/3	.452 AVG (14-for-31), 6 HR, 4 2B, 3B, 12 RBI, 12 R
Bliss	8 G, 4/21-5/2	.412 AVG (14-for-34), 5 2B, HR, 6 RBI, 2 BB, 10 R, 2 SB
Centeno	8 G, 6/9-30	.286 AVG (10-for-35) 2 2B, 3 R
Vukovich	7 G, 5/30-6/6	.357 AVG (10-for-28), 3 HR, 4 2B, 3B, 10 RBI, SB, 9 R
Centeno	6 G, 5/20-6/4	.391 AVG (9-for-23), 2 2B, 4 RBI, R
Lawlar	6 G, 6/17-25	.250 AVG (7-for-28), HR, 2 2B, 3B, 5 RBI, BB, 4 R
Lawlar	6 G, 4/12-19	.318 AVG (7-for-22), 2 2B, 2 HR, 5 RBI, 3 BB, 4 R
Bliss	5 G, 6/28-7/3	.391 AVG (9-for-23), 4 2B, HR, 4 RBI, 4 BB, 8 SB, 9 R

FIELDING

CATCHER'S BOX (W/L BASED ON STARTS)						
PLAYER	CS	SB	ATT	CS %	PB	W-L
Centeno	5	19	24	.208	3	15-8
Dalesandro	0	4	4	.000	0	0-1
Del Castillo	12	36	47	.255	7	16-22
Roberts	5	13	18	.278	4	8-5
TOTAL	22	71	93	.237	14	39-36

TEAM FIELDING						
%	G	PO	A	E	DP	PB
.979	75	1952	632	56	46	14

MULTI-RUN INNINGS		
RUNS	NO. OF TIMES	LAST
2	56	7/3 (2) vs TUL, 2nd inning
3	26	7/3 (1) vs TUL, 4th inning
4	15	7/3 (1) vs TUL, 2nd inning
5	4	6/13 vs SA, 7th inning
6	5	7/3 (2) vs TUL, 5th inning
7	5	6/29 vs TUL, 1st inning
8+	-	

SCORE BY INNING												
	1	2	3	4	5	6	7	8	9	10	11+	TOTAL
OPP	67	46	58	47	74	67	45	27	29	2	3	465
AMA	60	35	45	47	55	55	72	54	22	3	2	450

ERRORS BY POSITION		
POSITION	SOD POODLES	OPPONENT
C	10	6
1B	6	7
2B	9	5
3B	10	9
SS	6	11
LF	2	2
CF	3	3
RF	2	2
P	8	10
TOTAL	56	55

NOTABLE GAMES



AMARILLO HAVE 5 OR FEWER HITS		
DATE	HITS	OPPONENT
4/15	4	CC
4/20	4	@NWA
4/22	3	@NWA
4/27	5	FRI
5/2	5	@CC
5/4	2	@CC
5/12	5	MID
5/14 (G2)	4	MID
5/16	2	@FRI
5/18	2	@FRI
5/19	4	@FRI
5/21	4	@FRI
5/26	5	@SA
6/20	4	@CC
TOTAL: 14 (4 HOME, 10 ROAD)		

OPPONENTS HAVE 5 OR FEWER HITS		
DATE	HITS	OPPONENT
4/7	3	@FRI
4/19	2	@NWA
4/20	4	@NWA
4/27	5	FRI
5/2	3	@CC
5/3	5	@CC
5/4	5	@CC
5/14 (G1)	2	MID
5/21	3	@FRI
5/26	5	@SA
5/27	2	@SA
5/30	3	SPR
6/1	5	SPR
6/3 (G2)	4	SPR
6/7	3	@MID
6/11	3	@ MID
6/24	5	@ CC
6/25	5	@ CC
TOTAL: 18 (5 HOME, 13 ROAD)		

AMARILLO HAVE 10 OR MORE RUNS		
DATE	RUNS	OPPONENT
4/12	13	CC
4/14	10	CC
4/26	12	FRI
4/29	11	FRI
5/5	12	@CC
5/14 (G1)	10	MID
6/8	12	@MID
6/10	13	@ MID
6/13	15	vs SA
6/29	12	vs TUL
7/1	12	vs TUL
7/3 (1)	15	vs TUL
7/3 (2)	10	vs TUL
TOTAL: 13 (10 HOME, 3 ROAD)		

OPPONENTS HAVE 10 OR MORE RUNS		
DATE	RUNS	OPPONENT
4/6	12	@FRI
4/12	10	CC
4/14	13	CC
4/16	11	CC
4/18	16	@NWA
4/26	11	FRI
4/28	12	FRI
4/30	12	FRI
5/6	12	@CC
5/9	11	MID
5/11	16	MID
5/14 (G2)	13	MID
5/17	10	@FRI
5/23	14	@SA
5/31	13	SPR
6/10	10	@MID
6/15	11	vs SA
6/16	12	vs SA
6/18	11	vs SA
6/20	12	@CC
7/1	10	vs TUL
TOTAL: 21 (14 HOME, 7 ROAD)		

EXTRA INNING GAMES (5) 2-3

DATE	OPP	RESULT	SCORE	W	L	S	TIME
4/20	@NWA	W (10)	3-2	Otanez, M (1-0)	Biasi, D (1-1)	Rice, J (1)	3:08
4/26	FRI	W (10)	12-11	Workman, B (1-0)	Church, M (0-1)	-	3:24
5/20	@FRI	L (10)	8-7	Kelly, A (2-0)	Stumpo (0-1)	-	3:26
6/3 (G1)	SPR	L (8)	5-4	Roycroft, C (1-0)	Backhus, K (0-1)	Granillo, A (2)	2:26
6/30	TUL	L (13)	7-6	Fisher, B (5-1)	Grammes, C (2-2)	-	3:42

PINCH HITTER TOTALS

PLAYER	DATE	SITUATION	RESULT
Watkins	5/9	Bot. 8, 2 outs	Triple
Tawa	6/30	Bot 8, 1 out	Sac Fly
Beer	6/30	Bot 11, 0 out	Sac Fly

DOUBLEHEADERS (3) 4-2

DATE	OPP	RESULT	SCORE	W	L	S	TIME
5/14 (G1)	MID	W	10-1	Albright, L (2-2)	Ginn, J (0-2)	-	1:40
5/14 (G2)	MID	L	13-1	Tomioka, S (1-0)	Hill, J (0-3)	-	2:32
6/3 (G1)	SPR	L (8)	5-4	Roycroft, C (1-0)	Backhus, K (0-1)	Granillo, A (2)	2:26
6/3 (G2)	SPR	W	6-1	Olivero, D (2-4)	Hernandez, K (5-2)	-	1:39
7/3 (G1)	TUL	W	15-7	Olivero, D (5-5)	Casparius, B (0-3)	-	1:54
7/3 (G2)	TUL	W	10-9	Montes De Oca, C (1-1)	Sublette, R (1-3)	Green, J (4)	2:26

WALK-OFF WINS

DATE	SCORE	GAME-WINNING PLAY
4/26	12-11 (10th)	Lawlar RBI-double
6/1	3-2 (7th)	Duzenack two RBI Single

SHUTOUTS (6) 4-2

DATE	OPP	RESULT	SCORE	W	L	S	TIME
4/19	@NWA	W	5-0	Jarvis, B (2-1)	Veneziano, A (1-1)	-	2:29
4/21	@NWA	L	5-0	Hoffmann, A (2-1)	Hill, J (0-1)	-	2:26
4/22	@NWA	L	5-0	Marsh, A (1-0)	Patrick, C (0-3)	-	2:14
5/3	@CC	W	3-0	Pope, A (1-0)	Kouba, R (1-1)	Backhus, K (4)	2:15
5/27	@SA	W	1-0	Patrick, C (2-5)	Snider, D (0-3)	-	2:30
6/7	@MID	W	4-0	Green, J (1-0)	Cusick, R (3-3)	-	2:35

#14 KYLE BACKHUS - LHP 2023 HIGHS: IP - 2.0, K - 4, BB - 2, H - 3, R - 5, ER - 5										RECENT APPEARANCES											
HEIGHT: 6'4"		WEIGHT: 185		B/T: L/L		AGE: 25 (1/31/1998 in New Waverly, TX)				DATE	DEC	P-S	IP	H	R	ER	HR	BB	SO	IR/S	
26 G		3-2		6/8 SV/SVO		42/14 K/BB		4.67 ERA		5/29	ND	34-22	2.0	3	0	0	0	0	3	0/0	
OVERALL: 26 G, 3-2, 34.2 IP, 34 H, 18 ER, 6 HR, 42 K, 14 BB JULY: 1 G, 1-0, 0.00 ERA, 2.0 IP, H, 3 K, BB										6/1	ND	17-11	1.1	0	0	0	0	1	3	1/0	
LAST 10 G: 3-2, 4.97 ERA, 12.2 IP, 14 H, 3 HR, 8 R, 7 ER, 14 K, 6 BB VS SPR: 2 G, 0-1, 0.00 ERA, 2.1 IP, H, R, 4 K, BB, HB										6/3 (G2)	L	24-16	1.0	1	1	0	0	0	1	0/0	
<div>Named the D-backs MiLB.com Organization All-Star last season.</div> <div>Allowed no earned runs in 30 of his 40 appearances in 2022 and logged his season high 2.0 IP 11 separate times.</div> <div>From 5/14-8/26/2022 (34.2 IP), he held his opponent to 0 earned runs in 22 out of 26 straight appearances, allowing just seven (7) earned runs total (1.84 ERA) with his 61 punchies across 39.0 innings in Hillsboro in 2022 being good for a 14.1 K/9.</div> <div>In his first 10 games this season, he wielded a 4.00 K:BB (16 K, 4 BB) and held his opponent scoreless seven times.</div>										6/6	ND	6-4	0.1	1	0	0	0	0	0	2/1	
										6/9	S (5)	16-8	1.0	0	0	0	0	0	1	1	0/0
										6/11	S (6)	18-11	1.0	0	0	0	0	0	1	1	0/0
										6/15	L (2) BS (1)	25-17	1.1	3	2	2	1	0	1	2/2	
										6/18	ND	21-16	1.0	2	1	1	1	0	2	0/0	
<div>2023 SPLITS</div> <div>VS. RHB: .267/.320/.500, 24 H, 5 HR, 4 2B, 3B, 12 RBI, 28 K, 6 BB</div> <div>HOME: 12 G, 2-2, 8.22 ERA, 15.1 IP, 17 H, 15 R, 14 ER, 6 HR, 21 K, 8 BB</div> <div>W/ RISP: .182/.206/.394, 6 H, HR, 2 2B, 3B, 12 RBI, 12 K</div> <div>VS. LHB: .217/.345/.370, 10 H, 4 2B, HR, 6 RBI, 14 K, 8 BB</div> <div>AWAY: 14 G, 1-0, 1.86 ERA, 19.1 IP, 4 ER, 17 H, 21 K, 6 BB</div>										6/22	W (1) BS (2)	44-28	2.0	1	1	1	0	2	0/0		
										6/25	ND	21-13	1.0	2	2	2	0	1	2	0/0	
										6/28	W (2)	32-21	2.0	3	1	1	1	0	1	0/0	
										7/1	W (3)	45-26	2.0	1	0	0	0	1	3	0/0	
										LAST WIN: 7/1/23 vs TUL											
LAST LOSS: 6/15/23 vs. SA																					
LAST SAVE: 6/11/23 @ MID																					

#20 JEFF BAIN - RHP 2023 HIGHS: IP - 6.0, K - 8, BB - 3, H - 9, R - 8, ER - 7										RECENT APPEARANCES										
HEIGHT: 6'4"		WEIGHT: 200		B/T: R/R		AGE: 27 (3/3/1996 in Montebello, CA)				DATE	DEC	P-S	IP	H	R	ER	HR	BB	SO	IR/S
19 G (7 GS)		1-3		-/- SV/SVO		48/17 K/BB		7.16 ERA		5/11	ND	45-32	3.0	4	2	2	0	0	4	1/0
OVERALL: 19 G, 7 GS, 1-3, 7.16 ERA, 55.1 IP, 73 H, 53 R, 44 ER, 17 HR, 48 K, 17 BB JULY: 1 GS, 0-0, 13.50 ERA, 2.2 IP, 7 H, 4 ER, 3 HR, 5 K, BB										5/14 (G2)	ND	29-22	2.0	2	0	0	0	0	3	0/0
LAST 10 G: 7 GS, 1-2, 6.94 ERA, 35.0 IP, 48 H, 29 R, 27 ER, 11 HR, 31 K, 10 BB VS SPR: 2 GS, 1-0, 2.45 ERA, 11.0 IP, 9 H, 4 R, 3 ER, HR, 5 K, 3 BB										5/18	L (2)	58-39	4.0	5	5	3	1	2	-	
<div>Named the Midwest League Mid-Season All-Star in 2018 and the California League Mid-Season All-Star in 2019.</div> <div>Made his professional debut, finishing the season 3-1 with a 4.09 ERA in 14 relief appearances in 2017.</div> <div>Set a career-high with 13 strikeouts on 6/8 vs. Modesto and had eight (8) quality starts in 2019.</div> <div>Finished 3rd in the ARI farm system in wins (9) and T-3rd in games pitched (45) across 55 total games with Amarillo and Reno.</div>										5/24	ND	63-41	5.0	5	1	1	0	0	1	-
										5/30	W (1)	74-43	5.0	2	1	0	0	3	1	-
										6/4	ND	76-52	6.0	7	3	3	1	0	4	-
										6/10	ND	75-48	3.0	9	7	7	2	1	4	-
										6/16	L (3)	95-56	4.0	9	8	6	2	3	8	-
<div>2023 SPLITS</div> <div>VS. RHB: .295/.343/.541, 36 H, 10 2B, 3B, 6 HR, 17 RBI, 28 K, 8 BB</div> <div>HOME: 10 G (4 GS), 1-2, 7.04 ERA, 30.2 IP, 39 H, 26 R, 24 ER, 9 HR, 31 K, 10 BB</div> <div>W/ RISP: .304/.366/.696, 21 H, 3 2B, 8 HR, 40 RBI, 15 K, 6 BB</div> <div>VS. LHB: .356/.425/.808, 37 H, 10 2B, 2 3B, 11 HR, 36 RBI, 20 K, 9 BB</div> <div>ROAD: 9 G (3 GS), 0-1, 7.30 ERA, 24.2 IP, 34 H, 27 R, 20 ER, 8 HR, 17 K, 7 BB</div>										6/22	ND	24-16	1.1	1	0	0	0	1	2	1/0
										6/20	ND	23-14	2.0	2	1	1	0	0	1	0/0
										6/30	ND	23-14	2.0	2	1	1	0	0	1	0/0
										7/3 (2)	ND	87-38	2.2	7	4	4	3	1	5	-
										LAST WIN: 5/30/23 vs. SPR										
LAST LOSS: 6/16/23 vs. SA																				
LAST SAVE: 6/25/22 @ CC																				

#38 CONOR GRAMMES - RHP 2023 HIGHS: IP - 2.0, K - 3, BB - 4, H - 2, R - 3, ER - 2										RECENT APPEARANCES										
HEIGHT: 6'1"		WEIGHT: 200		B/T: R/R		AGE: 25 (7/13/1997 in McLean, VA)				DATE	DEC	P-S	IP	H	R	ER	HR	BB	SO	IR/S
11 G		2-2		0/2 SV/SVO		17/14 K/BB		3.68 ERA		5/28	W	25-14	2.0	0	0	0	0	1	3	0/0
OVERALL: 11 G, 2-2, 2 HLD, 14.2 IP, 11 H, 6 ER, HR, 17 K, 14 BB JUNE: 10 G, 1-2, 4.26 ERA, 12.2 IP, 11 H, 6 ER, 14 K, 13 BB										6/1	W	14-9	1.0	1	0	0	0	0	1	0/0
LAST 10 G: 1-2, 4.26 ERA, 2 HLD, 12.2 IP, 11 H, 6 ER, 14 K, 13 BB VS. SPR: 2 G, 1-1, 3.86 ERA, 2.1 IP, 2 H, R, ER, 2 K, 4 BB										6/4	L, BS	31-15	1.1	1	1	1	0	3	2	3/1
<div>Selected by the Arizona Diamondbacks 5th round of the 2019 MLB draft out of Xavier University (Cincinnati, OH).</div> <div>In games where he logged at least 2.0 innings on the bump (6 G) in 2022, he also posted his most single-game strikeouts, encompassing both of his five (8/4 & 8/13) and four K (8/9 & 8/30) performances.</div> <div>Across a 12 game stretch, he logged at least two strikeouts in all but one relief appearances from 7/15-9/3/22 (19.0 IP), logging 36 total punch outs (17.1 K/9) across the stretch.</div>										6/8	H (1)	30-15	2.0	2	0	0	0	1	2	0/0
										6/11	H (2)	21-10	1.0	0	0	0	0	1	2	0/0
										6/15	ND	43-23	1.2	2	2	2	0	4	1	0/0
										6/18	ND	14-12	2.0	2	1	1	0	0	2	0/0
										6/20	ND	6-4	1.0	0	0	0	0	0	0	0/0
<div>2023 SPLITS</div> <div>VS. RHB: .148/.333/.222, 4 H, 2 2B, 3 RBI, 12 K, 7 BB, 36 PA</div> <div>HOME: 6 G, 1-2, 4.50 ERA, 8.0 IP, 7 H, 4 ER, 8 K, 10 BB</div> <div>W/ RISP: .105/.280/.105, 2 H, 4 RBI, 7 K, 5 BB, 25 PA</div> <div>VS. LHB: .333/.500/.476, 7 H, HR, 4 RBI, 5 K, 7 BB, 28 PA</div> <div>AWAY: 5 G, 1-0, 2.70 ERA, 2 HLD, 6.2 IP, 4 H, 9 K, 4 BB</div>										6/22	BS (2)	27-14	0.2	2	3	2	1	1	2	0/0
										6/28	ND	23-12	1.0	0	0	0	0	1	2	0/0
										6/30	L (2)	15-9	1.0	1	1	0	0	1	1	0/0
										LAST WIN: 6/1/23 vs. SPR										
										LAST LOSS: 6/30/23 vs. TUL										
LAST SAVE: 5/21/23 @ EUG (A+)																				

#35 JOSH GREEN - RHP 2023 HIGHS: IP - 3.0, K - 4, BB - 2, H - 3, R - 2, ER - 2										RECENT APPEARANCES										
HEIGHT: 6'3"		WEIGHT: 211		B/T: R/R		AGE: 27 (8/31/1995 in Baton Rouge, LA)				DATE	DEC	P-S	IP	H	R	ER	HR	BB	SO	IR/S
19 G		1-0		4/4 SV/SVO		24/7 K/BB		2.20 ERA		5/3	H	20-16	2.0	1	0	0	0	0	1	0/0
OVERALL: 19 G, 1-0, 28.2 IP, 18 H, 7 ER, 2 HR, 24 K, 7 BB JULY: 1 G, 0-0, SV, 0.00 ERA, 1.0 IP, H										5/5	ND	28-20	2.0	2	1	1	0	1	1	0/0
LAST 10 G: 1-0, 4 SV, 0.00 ERA, 13.1 IP, 7 H, 11 K, 2 BB VS. SPR: 1 G, 0-0, 0.00 ERA, H, K										6/3 (G2)	ND	17-10	1.0	1	0	0	0	0	1	0/0
<div>Former NWL Mid-Season All-Star (2018), NWL Post-Season All-Star (2018), CAL Pitcher of the Week (6/30/2019) and Baseball America High Class A All-Star (2019).</div> <div>Began his professional career in Hillsboro and made his professional and A(Short) debut on 6/16/18 and tossed 1.0 innings and allowed one (1) ER on three (3) hits and a walk.</div> <div>Has an eight game stretch from June 3-29 without a run allowed...In 11.1 IP has allowed just six hits with 10 K and 2 BB.</div>										6/7	W (1)	27-15	2.0	0	0	0	0	1	1	0/0
										6/10	S (1)	11-7	1.0	1	0	0	0	0	1	0/0
										6/14	ND	20-17	2.0	1	0	0	0	0	3	0/0
										6/17	S (2)	19-11	1.0	1	0	0	0	0	0	0/0
										6/21	ND	19-14	2.0	2	0	0	0	0	2	0/0
<div>2023 SPLITS</div> <div>VS. RHB: .145/.217/.258, 9 H, 2 3B, HR, 8 RBI, 14 K, 6 BB</div> <div>HOME: 12 G, 0-0, 3.68 ERA, 14.2 IP, 11 H, 6 ER, 2 HR, 13 K, 3 BB</div> <div>W/ RISP: .136/.160/.227, 3 H, 3B, 7 RBI, 4 K</div> <div>VS. LHB: .237/.302/.368, 9 H, 2 2B, HR, 2 RBI, 10 K, BB</div> <div>AWAY: 7 G, 1-0, 0.64 ERA, 14.0 IP, R, ER, 7 H, 11 K, 4 BB</div>										6/25	ND	27-17	2.0	0	0	0	0	1	2	0/0
										6/29	S (3)	4-2	0.1	0	0	0	0	0	0	3/0
										6/30	ND	12-9	1.0	0	0	0	0	0	1	0/0
										7/3 (2)	S (4)	9-7	1.0	1	0	0	0	0	3/3	
										LAST WIN: 6/7/23 @ MID										
LAST LOSS: 8/3/22 @ FRI																				
LAST SAVE: 7/3/23 (2) vs. TUL																				

#40 CHRISTIAN MONTES DE OCA - RHP 2023 HIGHS: IP - 2.1, K - 3, BB - 2, H - 5, R - 3, ER - 3										RECENT APPEARANCES										
HEIGHT: 6'4"		WEIGHT: 230		B/T: R/R		AGE: 23 (8/30/1999 in Santo Domingo, Dominican Republic)				DATE	DEC	P-S	IP	H	R	ER	HR	BB	SO	IR/S
21 G		1-1		2/3 SV/SVO		24/15 K/BB		5.27 ERA		5/10	ND	24-14	1.0	1	1	1	0	1	1	0/0
OVERALL: 21 G, 1-1, 6 HLD, 27.1 IP, 22 H, 16 ER, 2 HR, 24 K, 15 BB JULY: 1 G, 1-0, 4.50 ERA, 2.0 IP, 2 H, ER, HR, 3 K, BB										5/14 (G2)	ND	20-18	1.0	5	3	3	0	0	0	0/0
LAST 10 G: 1-1, 4.97 ERA, 3 HLD, SV, 12.2 IP, 11 H, 7 ER, 9 K, 8 BB VS. SPR: 2 G, 0-0, 7.71 ERA, HLD, 2.1 IP, 3 H, 2 ER, 2 K, 3 BB										5/18	ND	20-14	1.0	3	2	2	0	0	1	0/0
<div>Allowed runs in just two of his 10 games with Low-A Visalia to begin his professional career in 2022.</div> <div>Made his professional debut on 4/21/2022 vs. San Jose tossing two scoreless innings where he struck out five batters.</div> <div>Was a perfect 13-for-13 in save opportunities, tied for the most in the Diamondbacks farm system in 2022.</div> <div>By April's end, he earned a 1.02 WHIP and a .139 BAA (5-for-36) in seven relief appearances (10.2 IP).</div>										5/21	S	10-6	1.0	0	0	0	0	0	1	0/0
										5/24	L, BS	15-10	0.1	3	2	2	0	1	0	0/0
										5/28	H (4)	20-12	1.0	0	0	0	0	1	0	0/0
										5/31	ND	30-19	2.0	2	1	1	0	1	1	0/0
										6/4	H (5)	22-12	0.1	1	1	1	0	2	1	0/0
<div>2023 SPLITS</div> <div>VS. RHB: .169/.229/.262, 11 H, HR, 2B, 3B, 6 RBI, 19 K, 4 BB</div> <div>HOME: 10 G, 1-0, 7.24 ERA, 13.2 IP, 15 H, 11 ER, HR, 13 K, 9 BB</div> <div>W/ RISP: .333/.417/.433, 10 H, 3 2B, 12 RBI, 11 K, 4 BB</div> <div>VS. LHB: .324/.478/.559, 11 H, 5 2B, HR, 10 RBI, 5 K, 11 BB</div> <div>ROAD: 11 G, 0-1, 3.29 ERA, 13.2 IP, 7 H, 5 ER, HR, 11 K, 6 BB</div>										6/8	ND	24-12	2.0	0	0	0	0	1	0	0/0
										6/11	H (6)	18-11	1.0	0	0	0	0	1	1	0/0
										6/30	ND	20-14	2.0	0	0	0	0	0	1	0/0
										7/3 (2)	W (1)	38-24	2.0	2	1	1	1	1	3	0/0
										LAST WIN: 7/3/23 (2) vs TUL										
LAST LOSS: 5/24/23 @ SA																				
LAST SAVE: 5/21/23 @ FRI																				

#21 GERALD OGANDO - RHP 2023 HIGHS: IP - 2.0, K - 2, BB - 3, H - 3, R - 1, ER - 1										RECENT APPEARANCES										
HEIGHT: 6'4"		WEIGHT: 218		B/T: R/R		AGE: 26 (7/3/1997 in Villa La Mata, Dominican Republic)				DATE	DEC	P-S	IP	H	R	ER	HR	BB	SO	IR/S
2 G		0-0		-/- SV/SVO		3/4 K/BB		3.00 ERA		6/30	ND	25-11	1.0	0	0	0	0	3	2	0/0
OVERALL: 2 G, 3.0 IP, 3 H, ER, 3 K, 4 BB JULY: 1 G, 0-0, 4.50 ERA, 2.0 IP, 3 H, ER, K, BB										7/3 (1)	ND	28-21	2.0	3	1	1	0	1	1	0/0
LAST 10 G: 2 G, 3.0 IP, 3 H, ER, 3 K, 4 BB VS. SPR: --																				
<div>Signed by the Arizona Diamondbacks as a minor league free agent on May 12, 2017 out of Santo Domingo, D.R.</div> <div>His 24 games so far in 2023 are already a career-high for appearances in his professional career.</div> <div>Between High-A Hillsboro and the Arizona Complex league in 2023, he carries a 3-1 record with a 4.05 ERA, converting on 2/3 SVO</div> <div>Tossed 15 scoreless appearances in his 21 games during the 2022 season over 30.2 IP...Went 3-1 with a 3.23 ERA</div>																				
2023 SPLITS										LAST WIN: 6/17/23 vs ACL SF (RK)										
VS. RHB: .375/.583/.500, 3 H, 2B, K, 4 BB										LAST LOSS: 5/31/23 @ EVE (A+)										
HOME: 2 G, 0-0, 3.00 ERA, 3.0 IP, 3 H, 2B, 3 K, 4 BB										LAST SAVE: 6/15/23 @ ACL LAD (RK)										
W/ RISP: .333/.429/.333, 2 H, RBI, K, BB										ROAD: --										

PITCHER STARTS: Albright (15), Olivero (15), Hill (14), Patrick (14), Bain (7), Tineo (4), Jarvis (3), Solomon (2), Davies (1)

TEAM PITCHING

	W	L	ERA	G	CG	SHO	SV	SVO	IP	H	R	ER	HR	HB	BB	IBB	SO	WHIP	AVG
	39	36	5.84	75	0	4	16	27	650.2	656	465	422	96	46	379	3	695	1.59	.262

[illegible]

	W	L	ERA	G	CG	SHO	SV	SVO	IP	H	R	ER	HB	BB	SO	WHIP	AVG
HOME	19	17	6.72	36	0	0	6	10	316.0	348	260	236	21	196	335	1.72	.278
ROAD	20	19	5.00	39	0	4	10	17	334.2	308	205	186	25	183	360	1.47	.246

CONSECUTIVE SCORELESS APPEARANCES

PLAYER	LENGTH (IP) - DATES	STREAK STATS	PLAYER	LENGTH - DATES	STREAK STATS
Green	13.1 - 6/3-7/3	10 G, 7 H, 11 K, 2 BB	Green	10 G, 6/3-7/3	7 H, 11 K, 2 BB, 49 BF
Saalfrank	12.1 - 5/4-5/30	9 G, 3 H, 18 K, 5 BB, HB	Backhus	9 G - 5/18-6/11	10 H, 14 K, 4 BB, HB
Patrick	11.1 - 5/21-6/3	3 GS, 3 H, 12 K, 4 BB	Saalfrank	8 G - 5/7-5/30	3 H, 17 K, 5 BB, HB
Backhus	10.2 - 5/18-6/11	9 G, 10 H, 14 K, 4 BB, HB	Pope	6 G - 5/26 - 6/16	4 H, 11 K, 35 BF
Pope	10.1 - 5/26-6/20	7 G, 4 H, 13 K, 2 BB, HB	Backhus	6 G - 4/15-5/3	2 H, 2 BB, 9 K
Backhus	9.1 - 4/12-5/6	8 G, 4 H, 12 K, 2 BB	Rice	4 G, 6/3-15	H, 3 K, 2 BB, HB
Hill	7.1 - 4/8-4/15	2 GS, 6 H, 9 K, 4 BB, HBP	Montes De Oca	3 G, 6/8-30	2 K, 2 BB
Goddard	6.0 - 4/26-5/9	4 G, 8 K, H	Otanez	3 G, 6/21-29	7 K, 3 BB
Workman	5.2 - 5/4-5/17	4 G, 4 H, 8 K, BB	Pope	3 G, 5/10-19	6 H, 6 K, BB
Jarvis	5.1 - 4/13-4/19	2 GS, 9 K, 4 BB	Rice	3 G, 5/14-19	0 H, 4 K, 0 BB 1 SV
Montes De Oca	5.0, 6/8-30	3 G, 2 K, 2 BB	Rice	3 G - 4/20-27	BB, 3 K
Albright	5.0 - 5/2	1 GS, H, 7 K, 2 BB	Grammes	2 G, 6/8-11	2 H, 4 K, 2 BB
Hill	4.2 - 6/24	1 GS, H, K, 3 BB	Saalfrank	2 G, 6/7-10	0 H, 3 K, 2 BB
Hill	4.2 - 6/7	1 GS, 3 H, 5 K, 2 BB, HB	Fisher	2 G - 4/21-25	H, BB, 2 K

EJECTIONS

PLAYER/COACH	DATE/LOCATION	UMPIRE	REASON
Shawn Roof	4/30, HODGETOWN vs. FRI	HP Jarrod Moehlmann	Arguing call
Shawn Roof	5/20, Riders Field @ FRI	3B Steven Rios Jr.	Arguing call
Shawn Roof	6/9, Momentum Bank Ballpark @ MID	3B Sean Sparling	Checked swing
Jamison Hill	6/18, HODGETOWN vs SA	1B Steven Rios Jr.	Words
Shawn Roof	6/18, HODGETOWN, vs SA	HP Malcom Smith	Arguing call
Juan Centeno	6/30, HODGETOWN, vs TUL	HP Jarrod Moehlmann	Arguing call

AWARDS

PLAYER/COACH	AWARD	DATES	STATS
Bryce Jarvis	TEX Pitcher of the Week	4/17-4/23/2023	W, 5.0 IP, 0 H, 8 K, 4 BB
Ryan Bliss	Texas League Player of the Month	April	.410 AVG (34-for-83), 2 HR, 14 RBI, 17 R, 18 G
Chad Patrick	TEX Pitcher of the Week	5/22-5/28/2023	W, 7.0 IP, 2 H, 6 K, 2 BB
Ryan Bliss	Texas League Player of the Month	May	.361 AVG (35-for-97), 5 HR, 13 RBI, 21 R, 23 G
Andrew Saalfrank	Amarillo Player of the Month	May	9 C, 1-0, 1.42 ERA, 12.2 IP
Ryan Bliss	Amarillo Player of the Month	May	.361 AVG (35-for-97), 5 HR, 13 RBI, 21 R, 23 G
Caleb Roberts	TEX Player of the Week	6/28-7/2	.438 (7-for-16) 3 HR, 2 2B, 4 RBI, 3 BB, 1.675 OPS

2023 MILESTONES ON THE HORIZON

NAME	MILESTONE	TO MEET
Jonathan Guzman	500 Career Hits, 2000 Career At-Bats	63, 33
Austin Pope	250 Career Strikeouts	5
Kyle Backhus	150 Career Strikeouts	6
Hugh Fisher	100 Career Strikeouts	14

2023 MILESTONES REACHED

NAME	MILESTONE	DATE
Luke Albright	150 Career IP	4/7 @ FRI
Ryan Bliss	150 Career Hits	4/14 vs. CC
A.J. Vukovich	150 Career RBI	4/16 vs. CC
Tim Tawa	150 Career Hits	4/16 vs. CC
A.J. Vukovich	150 Career RBI	4/16 vs. CC
Andrew Saalfrank	100 Career Strikeouts	4/20 @ NWA
Jamison Hill	150 Career Strikeouts	4/21 @ NWA
Austin Pope	200 Career Strikeouts	4/21 @ NWA
Austin Pope	200 Career IP	6/24 @ CC
Devison De Los Santos	150 Career RBI	4/26 vs. FRI
Jackson Goddard	150 Career Strikeouts	4/28 vs. FRI
Deyni Olivero	400 Career IP	4/29 vs. FRI
Tristin English	250 Career Hits	4/29 vs. FRI
Adrian Del Castillo	100 Career Hits	4/30 vs. FRI
A.J. Vukovich	250 Career Hits	5/4 @ CC
Michel Otanez	250 Career Strikeouts	5/17 @ FRI
Ryan Bliss	200 Career Hits	5/28 @ SA
Ryan Bliss	100 Career RBI	6/17 vs SA
Kyle Backhus	100 Career IP	6/1 vs. SPR
Deyni Olivero	300 Career Strikeouts	6/3 (2) vs. SPR
Jordan Lawlar	150 Career Hits	6/3 (1) vs. SPR
Josh Green	250 Career Strikeouts	6/14 vs SA
Jeff Bain	500 Career Strikeouts	7/3 (2) vs TUL

SOD POODLES vs. LEAGUE IN 2023 (REGULAR SEASON)

NORTH DIVISION	OVERALL	HOME	AWAY	SOUTH DIVISION	OVERALL	HOME	AWAY
Arkansas	0-0	0-0	0-0	Corpus Christi	8-10	3-3	5-7
NW Arkansas	3-3	0-0	3-3	Frisco	7-8	3-3	4-5
Springfield	4-2	4-2	0-0	Midland	8-4	2-4	6-0
Tulsa	5-1	5-1	0-0	San Antonio	4-8	2-4	2-4
Wichita	0-0	0-0	0-0	---			

SOD POODLES vs. LEAGUE ALL-TIME (REGULAR SEASON)

NORTH DIVISION	OVERALL	HOME	AWAY	SOUTH DIVISION	OVERALL	HOME	AWAY
Arkansas	11-14	6-6	5-8	Corpus Christi	49-47	23-17	26-30
NW Arkansas	18-14	8-5	10-9	Frisco	44-48	25-25	19-23
Springfield	17-14	10-8	7-6	Midland	53-40	26-23	27-17
Tulsa	22-22	13-12	9-10	San Antonio	27-29	12-12	15-17
Wichita	10-8	3-3	7-5	---			

SOD POODLES OFFENSE

Most Runs, Game: 15 (7/3 (2) vs TUL)
Most Runs, Inning: 7 (5x: Last: 6/29 vs. TUL, 1st inning)
Most Hits, Game (Team): 18 (3x: Last: 6/8 @ MID)
Most Hits, Game (Indiv.): 4 (3x: Last: Beer, 6/8 @ MID)
Fewest Hits, Game: 2 (3x: Last: 5/18 @ FRI)
Most Hits, Inning: 8 (5/5 @ CC, 3rd inning)
Most HRs, Game (Team): 5 (2x, Last: 7/3 (1) vs TUL)
Most HRs, Game (Indiv.): 3 (Vukovich, 7/3 (1) vs TUL)
Most HR, Inning (Team): 3 (2x, Last: 7/1 vs TUL, 6th inning)
Most SBs, Game (Team.): 9 (7/1 vs. TUL)
Most SBs, Game (Indiv.): 3 (3x, Last: Bliss, 7/3 (1) vs TUL)
Grand Slams: 2 (Last: Roberts, 7/3 (2) vs. TUL)
Most Runners LOB, Team: 14 (7/1 vs TUL)
Most Runs Combined (Two Teams): 23 (4x: Last: 6/10 @ MID)
Most Hits Combined (Two Teams): 33 (4/12 vs. CC)
Most Home Runs During Series (Two Teams): 31 (6/28-7/3 vs. TUL)
Most Runs To Overcome Deficit: 10 (4/26 vs. FRI)

SOD POODLES DEFENSE

Most Errors, Team: 4 (2x: Last: 5/23 @ SA)
Most Errors, Individual: 2 (Lawlar, 5/23 @ SA)
Most Double Plays: 3 (4/12 vs. CC)

SOD POODLES PITCHING

Most Ks, Team (9 innings): 14 (5/19 @ FRI)
Most Ks, Team (extra innings): 16 (6/30 vs TUL (13)
Most Walks, Team: 11 (2x: Last: 5/26 @ SA)
Shutouts: 4 (Last: 6/7 @ MID)
Complete Games (9 IP): --
Complete Games (7 IP): --
Complete Game Shutout, Individual: --
Complete Game Shutout (9.0 IP) Individual: --
Longest Start: 7.0 IP (2x, Last: Hill, 6/24 @ CC)
Longest Relief Appearance: 3.1 IP (2x: Last: Workman, 4/26 vs. FRI)
Most Ks, Individual: 8 (6x: Last: Albright, 6/30 vs TUL)
Most Walks, Individual: 6 (2x: Last: Olivero, 5/23 @ SA)

OPPONENTS OFFENSE

Most Runs, Game: 16 (2x: Last: 5/11 vs. MID)
Most Runs, Inning: 8 (2x: Last: 5/17 @ FRI, 5th inning)
Most Hits, Game (Team): 19 (5/11 vs. MID)
Most Hits, Game (Indiv.): 5 (2x: Last: Calabuig, 5/11 vs. MID)
Fewest Hits, Game: 2 (3x: Last: 5/27 @ SA)
Most Hits, Inning: 7 (2x, Last: 6/20 @ CC)
Most HRs, Game (Team): 5 (2x, Last: 7/3 (2) vs. TUL)
Most HRs, Game (Indiv.): 3 (Rave, 4/18 @ NWA)
Most SBs, Game (Indiv.): 3 (Acuña, 4/30 vs. FRI)
Grand Slams Against: 5 (Last: Hicks, 5/20 @ FRI)
Most Runners LOB, Team: 14 (5/26 @ SA)
Most Runs To Overcome Deficit: 6 (5/20 @ FRI)

OPPONENTS PITCHING

Most Ks Team (9 innings): 17 (6/14 vs SA)
Most Ks, Team (extra innings): 15 (6/30 vs TUL)
Most Walks, Team: 12 (6/20 @ CC)
Most Ks, Individual: 10 (Leiter, 5/17 @ FRI)
Most Walks, Individual: 5 (2x, Last: Kouba, 6/20 @ CC)

OPPONENTS DEFENSE

Most Errors, Team: 3 (4x, Last: 7/1 vs TUL)
Most Errors, Individual: 3 (Whitcomb, 4/12 vs. CC)
Most Double Plays: 3 (6/8 @ MID)

MISCELLANEOUS

Longest Home Game Time (9 innings): 3:36 (6/15 vs. SA)
Shortest Home Game Time (9 innings): 2:11 (5/30 vs. SPR)
Longest Road Game Time (9 innings): 3:13 (5/5 @ CC)
Shortest Road Game Time (9 innings): 2:05 (5/2 @ CC)
Longest Game Time (7 innings): 2:32 (5/14 (2) vs. MID)
Shortest Game Time (7 innings): 1:39 (6/3 (2) vs. SPR)
Longest Extra-Inning Game: 3:42 (6/30 vs TUL)
Longest Game (Innings): 13 (6/30 vs TUL)
Longest Game Delay (Home): 0:40, 5/31 vs. SPR (rain)
Longest Game Delay (Road): 1:53, 5/19 @ FRI (rain)
Highest Attendance (Home): 7,588 (7/3 vs. TUL)
Highest Attendance (Road): 10,019 (5/16 @ FRI)
Lowest Attendance (Home): 3,231 (4/25 vs. FRI)
Lowest Attendance (Road): 2,190 (6/11 @ MID)



LAST TIME IT HAPPENED - 2023

SOD POODLES (INDIVIDUAL)

Perfect Game:
No-Hitter (Individual):
No-Hitter (Combined):
No-Hitter (7-Inning):
1-Hitter (Individual):
1-Hitter (Combined):
2-Hitter (Individual):
2-Hitter (Combined): 3x: Last: 5/27 @ SA, Patrick/Saalfrank
3-Hitter (Combined): 6x: Last: 6/11 @ MID, Albright/Montes De Oca, Grammes/Backhus
3-Hitter (Individual):
Complete Game Shutout (9 Inning):
Complete Game Shutout (7 Inning):
10 or more strikeouts (P):
Four (4) Hits: 3x, Last: Seth Beer (6/8 @ MID)
Five (5) Hits:
Six (6) Hits:
Three (3) Doubles:
Four (4) Doubles:
Two (2) Triples:
Two HR Game: 2x, Last: Tawa (6/29 vs TUL)
Three HR Game: Vukovich (7/3 (1) vs TUL)
Grand Slam (Home): 2x, Last: Roberts (7/3 (2) vs. TUL)
Grand Slam (Road):
Inside-The-Park HR: Lawlar (7/3 (1) vs TUL)
Back-To-Back HRs: 5x: Last: Lawlar/Vukovich (7/3 (1) vs. TUL)
Back-To-Back-To-Back HRs:
HR, Both Sides of the Plate:
Hitting for the Cycle:

HR in 2 straight games: 13x: Last: Roberts (6/30-7/1 vs TUL)
HR in 3 straight games:
HR in 4 straight games: Roberts (6/30-7/3 vs TUL)
Triple in 2 straight games:
Five (5) RBI: Tawa (6/29 vs TUL)
Seven (7) RBI: Vukovich (7/3 (1) vs TUL)
Three Runs: 14x: Last: Tawa (7/3 (2) vs TUL)
Four Runs: 4x, Last: Vukovich (7/3 (1) vs TUL)
Five Runs:
Two Stolen Bases: 10x: Last: Lawlar (7/3 (1) vs TUL)
Three Stolen Bases: 3x, Last: Bliss (7/3 (1) vs TUL)
Four Stolen Bases:
Steal of home (straight):
Steal of home (double steal): 2x, Last: Bliss/Lawlar, 6/22 @ CC
Four (4) Walks: Roberts (5/31 vs. SPR)
Five (5) Walks:
10 Total Bases in a game: Vukovich (12, 7/3 (1) vs TUL)

SOD POODLES TEAM

20 Runs, Game:
20 Hits, Game:
10+ Runs, Inning:
Back-to-back 15-hit games:
Everyone in order gets a hit: 7x: Last: 7/3 (1) vs TUL
Everyone in order scores a run: 5/5 @ CC
Only player in order to get a hit:
15+ Strikeouts, Game (Batting): 2x, Last: 6/30 vs TUL (15)
Triple Play:
Winning Streak: 7 (6/6-6/13)
Losing Streak: 4 (2x: Last: 5/23-5/26)



HIGHS & LOWS - ALL TIME



SOD POODLES OFFENSE

Most Runs, Game: 20 (9/11/21 vs. TUL)
Most Runs, Inning: 11 (6/11/22 vs. FRI, 8th inning)
Most Hits, Game: 24 (9/11/21 vs. TUL)
Most Hits, Game (Indiv.): 5 (3x: Last: Barrosa, 7/22 @ MID)
Fewest Hits, Game: 0 (5/26/22 @ ARK)
Most HRs, Game (Team): 7, (6/5/21 @ FRI)
Most HRs, Game (Indiv.): 3, 2x, Last: Vukovich (7/3/23 (1) vs TUL)
Grand Slams: 13 (Last: Roberts, 7/3 (2) vs. TUL, 5th inning)
Most SBs, Game (Team.): 9 (7/1/23 vs. TUL)
Most SBs, Game (Indiv.): 3 (8x: Last: Bliss, 7/3/23 (1) vs. TUL)
Most Runners LOB, Team: 14 (4x: Last: 7/1/23 vs. TUL)
Most Runs Combined (Two Teams): 33 (4/12/23 vs. CC)
Most Hits Combined (Two Teams): 37 (2x: Last: 4/23/22 vs SA)
Most Home Runs During Series (Two Teams): 34 (9/7-12/21 vs. TUL)
Most Runs To Overcome Deficit: 10 (4/26/23 vs. FRI)

SOD POODLES DEFENSE

Most Errors, Team: 5 (6/19/21 vs. MID)
Most Errors, Individual: 2 (26x: Last: Lawlar, 5/23/23 @ SA)
Most Ground Into Double Plays: 4 (2x: Last: 9/17/21 vs. FRI)

SOD POODLES PITCHING

Most Ks, Team (9 innings): 17 (2x: Last: 5/9/21 @ TUL)
Most Ks, Team (extra innings): 19 (5/11/19 @ CC)
Most Walks, Team: 12 (8/27/22 @ CC)
Shutout: 24x: Last: 6/7/23 @ MID
Last Complete Game (9 IP): --
Last Complete Game (7 IP): Nelson (G1, 9/1/21 @ SA)
Last Complete Game (5 IP): Walston (7/29/22 vs. CC)
Last Complete Game Shutout: Frias (8/1/21 vs. SA (7))
Longest Start: 8.0 IP (Cecconi, 6/8/22 vs FRI)
Longest Relief Appearance: 3.1 IP (4x, last: Workman, 4/26 vs FRI)
Most Ks, Individual: 12 (4x: Last: Pfaadt: 6/23/22 @ CC)
Most Walks, Individual: 7 (Nelson, 7/6/21 @ SA)



LAST TIME IT HAPPENED - ALL TIME

SOD POODLES (INDIVIDUAL)

Perfect Game:
No-Hitter (Individual):
No-Hitter (Combined):
No-Hitter (7-Inning): 2x: Tabor, 7/11/21 @ SA; Frias, 8/1/21 vs. SA
1-Hitter (Individual): 7/29/22 (Walston, 5-inning game)
1-Hitter (Combined): 2x: Last: 4/16/22 (Jarvis, Weiss - 7 inning game)
2-Hitter (Individual):
2-Hitter (Combined): 5x: Last: 5/27/23 @ SA, Albright/Saalfrank
3-Hitter (Combined): 21x: Last: 6/11/23 @ MID, Albright/Montes De Oca/Garriques/Backhus
3-Hitter (Individual):
Complete Game Shutout (9 Inning):
Complete Game Shutout (7 Inning): 2x: Tabor, 7/11/21 @ SA; Frias, 8/1/21 vs. SA
10 or more strikeouts: 14x, Last: Walston (7/29/22 vs. CC)
Four (4) Hits: 31x: Last: Beer (6/8/23 @ MID)
Five (5) Hits: 3x: Last: Cedenio (8/18/22 @ MID)
Six (6) Hits:
Three (3) Doubles: 3x: Last: Carroll, (4/23/22 vs SA)
Four (4) Doubles:
Two (2) Triples:
Two HR Game: 31x: Last: Tawa (6/29/23 vs. TUL)
Three HR Game: 2x, Last: Roberts, 7/3/23 (2) vs TUL)
Grand Slam (Home): 11x: Last: Roberts, 7/3/23 (2) vs. TUL)
Grand Slam (Road): 2x: Last: De La Cruz, 6/5/21 @ FRI
Inside-The-Park HR: 5x: Last: Vukovich (7/3/23 (1) vs TUL)
Back-To-Back HRs: 21x: Last: Lawlar/Vukovich (7/3/23 (1) vs. TUL)
Back-To-Back-To-Back HRs:
B-2-B-2-B-2-B HRs: 9/11/21 vs. TUL - Garrett/Kennedy/Fletcher/Canzone (3rd inning)
HR, Both Sides of the Plate: 3x: Last: Stankiewicz (7/15/22 vs SA)
Hitting for the Cycle:

OPPONENTS OFFENSE

Most Runs, Game: 21 (2x: Last: 9/2/22 vs. FRI)
Most Runs, Inning: 11 (9/2/22 vs. FRI, 5th inning)
Most Hits, Game (Team): 23 (9/2/22 vs. FRI)
Most Hits, Game (Indiv.): 6 (Guldborg, 4/10/22 vs MID)
Fewest Hits, Game: 0 (2x: Last: 8/1/21 vs. SA - Frias no-hitter)
Most HRs, Game (Team): 9 (Last: 5/17/22 vs. TUL)
Most HRs, Game (Indiv.): 4 (Chandler Redmond, 8/10/22 vs SPR)
Most SBs, Game (Indiv.): 3 (Acuña, 4/30/23 vs. FRI)
Grand Slams: 23 (Last: Hicks, 5/20/23 @ FRI, off Hill, 5th inning)
Most Runners LOB, Team: 16 (4/10/22 vs. MID)
Most Runs To Overcome Deficit: 10 (7/18/21 @ MID)

OPPONENTS PITCHING

Most Ks Team (9 innings): 17 (3x: Last: 6/14/23 vs SA)
Most Ks, Team (extra innings): 19 (5/11/19 @ CC, 10)
Most Walks, Team: 12 (6/20 @ CC)
Shutout: 21x: Last: 4/22/23 @ NWA
Last Complete Game: Jones (5/26/22 (2) @ ARK)
Last Complete Game Shutout (7 IP): Jones (5/26/22 (2) @ ARK)
Most Ks, Individual: 14 (Dustin May, 6/22/19 @ TUL)
Most Walks, Individual: 7 (Robaina, 7/31/22 vs. CC)

OPPONENTS DEFENSE

Most Errors, Team: 4 (5x: Last: 7/22/22 @ MID)
Most Errors, Individual: 3 (3x: Last: Whitcomb, 4/12/23 vs. CC)
Most Ground Into Double Plays: 4 (2x: Last: 9/14/22 @ SA)

MISCELLANEOUS

Longest Home Game Time (9 innings): 4:08 (9/11/21 vs. TUL)
Shortest Home Game Time (9 innings): 2:01 (6/8/22 vs FRI)
Longest Road Game Time (9 innings): 3:34 (7/29/19 @ NWA)
Shortest Road Game Time (9 innings): 1:50 (8/21/22 @ MID)
Longest Game Time (7 innings): 2:36 (9/1/21 @ SA)
Shortest Game Time (7 innings): 1:29 (5/26/22 (2) @ ARK)
Longest Extra-Inning Game: 4:08 (4/22/22 vs. SA, 11)
Longest Game (Innings): 13 (6/30/23 vs TUL)
Longest Game Delay (Home): 3:15 (5/18/21 vs. MID)
Longest Game Delay (Road): 1:53 (5/19/23 @ FRI)
Highest Attendance (Home): 7,588 (7/3/23 vs. TUL)
Highest Attendance (Road): 10,366 (5/18/19 @ FRI)
Lowest Attendance (Home): 3,851 (6/1/22 vs. MID)
Lowest Attendance (Road): 1,906 (8/17/22 @ MID)
Largest Margin of Victory: 15 (19-4, 6/9/21 vs. CC)
Largest Margin of Defeat: 19 (21-2, 9/2/22 vs. FRI)

SOD POODLES TEAM

20 Runs, Game: 20, 9/11/21 vs. TUL
20 Hits, Game: 5x: Last: 20, 8/18/22 @ MID
10+ Runs, Inning: 2x: Last: 6/11/22 vs. FRI (11, 8th inning)
Back-to-back 15-hit games: 2x: Last: 4/22-4/23/22 vs. SA
Everyone in order gets a hit: 33x: Last: 7/3/23 (1) vs. TUL
Everyone in order gets multiple-hits: 5/8/22 vs. MID
Everyone in order scores a run: 7x: Last: 5/5/23 @ CC
Only player in order to get a hit: 4x: Last: Diaz, G1, 9/1/21 @ SA
15+ Strikeouts, Game (Batting): 18x: Last: 6/30/23 vs TUL (15)
Triple Play:
Winning Streak: 7 (6/6-13/23)
Losing Streak: 7 (7/30-8/6/22)

[illegible][illegible][illegible]

Game	Date	Opponent	W/L	Winning Pitcher	Losing Pitcher	Save	Record	Standing	Attendance	TOG
1	4/6	@ FRI	L, 12-4	Anderson, G (1-0)	Jarvis, B (0-1)	-	0-1	T-2nd (-1.0)	8,320	2:28
2	4/7	@ FRI	W, 3-1	Albright, L (1-0)	Krauth, N (0-1)	Backhus, K (1)	1-1	T-1st (+0.5)	8,655	2:16
3	4/8	@ FRI	W, 5-3	Rice, J (1-0)	Starr, N (0-1)	Vizcaino, R (1)	2-1	T-1st (+1.0)	9,030	2:57
4/9-10		OFF								
4	4/11	CC	L, 5-4	Melendez, J (1-0)	Patrick, C (0-1)	Macuare, A (1)	2-2	T-2nd (-1.0)	5,452	2:26
5	4/12	CC	W, 13-10	Mantiply, J (1-0)	Robaina, J (0-1)	-	3-2	T-1st (+1.0)	4,093	3:16
6	4/13	CC	W, 5-2	Jarvis, B (1-1)	Cobos, F (0-1)	Montes De Oca, C (1)	4-2	1st (+1.0)	4,547	2:39
7	4/14	CC	L, 13-10	Sprinkle, J (1-0)	Albright, L (1-1)	-	4-3	T-1st (+1.0)	6,417	2:54
8	4/15	CC	W, 5-3	Mantiply, J (2-0)	Gordon, C (0-2)	Backhus, K (2)	5-3	1st (+1.0)	6,146	2:28
9	4/16	CC	L, 11-5	Melendez, J (2-0)	Patrick, C (0-2)	-	5-4	T-1st (+1.0)	5,187	2:54
4/17		OFF								
10	4/18	@ NWA	L, 16-6	Del Rosario, Y (1-0)	Olivero, D (0-1)	-	5-5	T-1st (+1.0)	2,399	2:40
11	4/19	@ NWA	W, 5-0	Jarvis, B (2-1)	Veneziano, A (1-1)	-	6-5	T-1st (+1.0)	2,792	2:29
12	4/20	@ NWA	W, 3-2 (10)	Otanez, M (1-0)	Biasi, D (1-1)	Rice, J (1)	7-5	1st (+0.5)	3,751	3:08
13	4/21	@ NWA	L, 5-0	Hoffmann, A (2-1)	Hill, J (0-1)	-	7-6	T-1st (+1.0)	4,690	2:26
14	4/22	@ NWA	L, 5-0	Marsh, A (1-0)	Patrick, C (0-3)	-	7-7	T-1st (+3.0)	4,856	2:14
15	4/23	@ NWA	W, 6-2	Saalfrank, A (1-0)	Way, B (0-2)	-	8-7	T-1st (+0.5)	4,640	2:48
4/24		OFF								
16	4/25	FRI	W, 9-7	Rice, J (2-0)	Starr, N (1-2)	Backhus, K (3)	9-7	T-1st (+1.0)	3,231	2:34
17	4/26	FRI	W, 12-11 (10)	Workman, B (1-0)	Church, M (0-1)	-	10-7	1st (+1.0)	3,275	3:24
18	4/27	FRI	L, 5-1	Roby, T (1-2)	Bain, J (0-1)	-	10-8	1st (+0.5)	6,239	2:38
19	4/28	FRI	L, 12-6	Speas, A (1-0)	Patrick, C (0-4)	-	10-9	2nd (-0.5)	4,393	2:55
20	4/29	FRI	W, 11-4	Olivero, D (1-1)	Leiter, J (0-2)	-	11-9	1st (+0.5)	5,928	2:38
21	4/30	FRI	L, 12-7	Church, M (1-1)	Tineo, M (0-1)	-	11-10	T-1st (+0.5)	5,125	2:53
5/1		OFF								
22	5/2	@ CC	L, 3-1	Robaina, J (1-2)	Fisher, H (0-1)	-	11-11	T-2nd (-1.0)	2,774	2:05
23	5/3	@ CC	W, 3-0	Pope, A (1-0)	Kouba, R (1-1)	Backhus, K (4)	12-11	T-1st (+1.5)	2,401	2:15
24	5/4	@ CC	L, 6-1	Gordon, C (2-2)	Patrcik, C (0-5)	-	12-12	T-2nd (-1.0)	3,678	2:11
25	5/5	@ CC	W, 12-8	Goddard, J (1-0)	Plumlee, P (0-1)	-	13-12	T-1st (+2.5)	4,651	3:13
26	5/6	@ CC	L, 12-7	VanWey, L (1-0)	Tineo, M (0-2)	-	13-13	T-2nd (-1.0)	4,327	2:49
27	5/7	@ CC	L, 5-4	Arrighetti, S (2-2)	Albright, L (1-2)	McDonald, C (1)	13-14	T-2nd (-2.0)	4,726	2:28
5/8		OFF								
28	5/9	MID	L, 11-9	Supak, T (2-0)	Hill, J (0-2)	-	13-15	2nd (-3.0)	6,284	2:47
29	5/10	MID	W, 6-3	Saalfrank, A (2-0)	Salinas, R (1-2)	-	14-15	2nd (-2.0)	4,495	2:20
30	5/11	MID	L, 16-6	Pérez, F (1-0)	Olivero, D (1-2)	-	14-16	2nd (-3.0)	5,363	2:56
31	5/12	MID	L, 6-1	Cushing J (1-0)	Tineo, M (0-3)	-	14-17	3rd (-4.0)	7,165	2:27
	5/13	MID	PPD							
32	5/14(1)	MID	W, 10-1	Albright, L (2-2)	Ginn, J (0-2)	-	15-17	-	0	1:40
33	5/14(2)	MID	L, 13-1	Tomioka, S (1-0)	Hill, J (0-3)	-	15-18	3rd (-4.0)	4,621	2:32
5/15		OFF								
34	5/16	@ FRI	L, 3-2	Church, M (2-2)	Goddard, J (1-1)	Starr, N (1)	15-19	3rd (-4.0)	10,019	2:30
35	5/17	@ FRI	L, 10-4	Leiter, J (2-2)	Olivero, D (1-3)	-	15-20	T-4th (-4.0)	2,890	2:27
36	5/18	@ FRI	L, 7-1	Garcia, R (1-3)	Bain, J (0-2)	-	15-21	5th (-4.0)	3,480	2:13
37	5/19	@ FRI	W, 2-1	Albright, L (3-2)	White, O (1-1)	Rice, J (2)	16-21	T-4th (-4.0)	5,943	2:24 (1:53)
38	5/20	@ FRI	L, 8-7 (10)	Kelly, A (2-0)	Stumpo, M (0-1)	-	16-22	T-4th (-5.0)	7,070	3:26
39	5/21	@ FRI	W, 3-1	Patrick, C (1-5)	Church, M (2-3)	Montes De Oca, C (2)	17-22	T-4th (-5.0)	6,306	2:32
5/22		OFF								
40	5/23	@ SA	L, 14-4	Bachar, L (2-0)	Olivero, D (1-4)	-	17-23	5th (-5.0)	5,054	2:48
41	5/24	@ SA	L, 4-3	Hernandez, N (3-1)	Montes De Oca, C (0-1)	-	17-24	5th (-5.0)	4,990	2:35
42	5/25	@ SA	L, 5-4	Kopps, K (3-0)	Otanez, M (1-1)	Jacob, A (1)	17-25	5th (-6.0)	3,549	2:35
43	5/26	@ SA	L, 8-2	Wolf, J (3-5)	Hill, J (0-4)	-	17-26	5th (-7.0)	4,124	2:57
44	5/27	@ SA	W, 1-0	Patrick, C (2-5)	Snider, D (0-3)	Saalfrank, A (1)	18-26	5th (-6.0)	4,828	2:30
45	5/28	@ SA	W, 9-3	Grammes, C (1-0)	Henry, H (1-2)	-	19-26	5th (-5.0)	3,530	2:46
5/29		OFF								
46	5/30	SPR	W, 7-1	Bain, J (1-2)	Gragg, L (0-3)	-	20-26	5th (-4.0)	4,179	2:11
47	5/31	SPR	W, 13-8	Stumpo, M (1-1)	Sawyer, L (1-2)	-	21-26	4th (-4.0)	4,177	3:03
48	6/1	SPR	W, 3-2	Grammes, C (2-0)	Pereira, W (3-3)	-	22-26	4th (-4.0)	4,690	1:54
49	6/2	SPR	PPD							
49	6/3 (1)	SPR	L, 5-4 (8)	Roycroft, C (1-0)	Backhus, K (0-1)	Granillo, A (2)	22-27	4th (-3.5)	-	2:26
50	6/3 (2)	SPR	W, 6-1 (7)	Olivero, D (2-4)	Hernandez, K (5-2)	-	23-27	4th (-4.0)	6,502	1:39
51	6/4	SPR	L, 6-5	Sawyer, L (2-2)	Grammes, C (2-1)	-	23-28	4th (-4.0)	5,636	2:44

