



Official Double-A
Affiliate of the
St. Louis Cardinals

2006 MEDIA GUIDE





Ph. 417-863-2143
www.springfieldcardinals.com

2006 MEDIA GUIDE



TABLE OF CONTENTS

Cardinals Contact Information	1
Front Office Staff	2
Broadcast Information	4
Media Relations Policies	5
Pre-Game Schedule	6

SECTION A

2006 SPRINGFIELD CARDINALS PREVIEW

2006 Springfield Cardinals Field Staff	A-1
2006 Springfield Cardinals Player Bios	A-3

SECTION B

2005 REVIEW

Final Standings	B-1
Game-by-Game	B-2
Springfield Cardinals Award Winners	B-4
Final Statistics	B-5
Cardinals Leaders	B-6
Cardinals Batting Totals & Breakdowns	B-7
Cardinals Pitching Totals & Breakdowns	B-9
Batting/Pitching By Month (Apr-Sept)	B-11
Records vs. Opponents	B-17
Record When	B-17
Final Attendance	B-17
Highs and Lows	B-18
Transactions	B-19
Texas League Team Statistics	B-21
Texas League Batting Leaders	B-22
Texas League Pitching Leaders	B-23
Texas League Fielding Leaders	B-24

SECTION C

RECORDS & HISTORY

Springfield Cardinals Firsts	C-1
All-Time Batting - All Time Top 10	C-2
All-Time Pitching - All Time Top 10	C-3
Last Time It Happened	C-3
All-Time Players Roster	C-4

SECTION D

STL. CARDINALS MINOR LEAGUES

Minor League Affiliates	D-1
Memphis Redbirds (Triple-A affiliate)	D-2
Palm Beach Cardinals (Class-A affiliate)	D-3
Swing of the Quad Cities (Class-A affiliate)	D-4
State College Spikes (Class-A affiliate)	D-5
Johnson City Cardinals (Rookie affiliate)	D-6

SECTION E

TEXAS LEAGUE OPPONENTS

Texas League Media Contacts	E-1
Arkansas Travelers	E-2
Corpus Christi Hooks	E-4
Frisco RoughRiders	E-6
Midland RockHounds	E-8
San Antonio Missions	E-10
Tulsa Drillers	E-12
Wichita Wranglers	E-14

SECTION F

MISCELLANEOUS

2006 Schedule	F-1
2006 Promotion Dates	F-2
Notes	F-5

The content is based on information available through March 24, 2006. For further information and updates, contact the Springfield Cardinals Media Relations Department at (417) 863-2143.

Visit the Springfield Cardinals web site at www.springfieldcardinals.com.

FRONT OFFICE



Contact Info & Miscellaneous

Address:

Hammons Field
955 East Trafficway
Springfield, MO 65802

Phone: (417) 863-2143

Fax: (417) 863-0388

Website: www.springfieldcardinals.com

Email: springfield@stlcardinals.com

Staff Member	Title	Email Address
Matt Gifford	V.P. / General Manager	mgifford@stlcardinals.com
Kirk Elmquist	V.P. of Sales & Marketing	kelmquist@stlcardinals.com
Scott Smulczynski	V.P. of Baseball & Business Op.	ssmulczynski@stlcardinals.com
Bill Fischer	V.P. of Facility Operations	bfischer@stlcardinals.com
Angela Deke	Box Office Manager	adeke@stlcardinals.com
Ron Henderson	Operations Manager	rhenderson@stlcardinals.com
Tom Ladd	Sales Manager	tladd@stlcardinals.com
Nikki Love	Customer Relations Coordinator	nlove@stlcardinals.com
Hope Hunt	Office Services Coordinator	hhunt@stlcardinals.com
Eric Day	Account Executive	eday@stlcardinals.com
Heather Luetkemeyer	Account Executive	hluetkemeyer@stlcardinals.com
Kata Mata	Account Executive	kmata@stlcardinals.com
Dan Reiter	Account Executive	dreiter@stlcardinals.com
Eric Tomb	Account Executive	etomb@stlcardinals.com
Mike Lindskog	Manager of P.R. / Broadcaster	mlindskog@stlcardinals.com
Brittany Bremer	Media Relations Assistant	bbremer@stlcardinals.com
Rob Evans	Broadcaster	revans@stlcardinals.com
Brock Phipps	Head Groundskeeper	bhipps@stlcardinals.com
Aaron Lowrey	Assistant Groundskeeper	
Mike Amsler	General Manager of Sport Services	mamsler@dncinc.com

Field Staff:

Chris Maloney	Manager
Blaise Ilsley	Pitching Coach
Joe Cunningham	Hitting Coach
Brad LaRosa	Athletic Trainer
Chris Miller	Medical Director
Brian Mahaffey	Team Physician
Rick Seagraves	Orthopedic Surgeon
Eric Youngstrom	Clubhouse Manager

Visiting Club Hotel:

University Plaza
333 John Q. Hammons Parkway
Springfield, MO 65806
(417) 864-7333

Stadium Name (year opened):

Hammons Field (2004)

Directions to Stadium:

From I-44 or US-60, exit Hwy 65 to Chestnut Expressway Exit
Go West on Chestnut Expressway and proceed to National.
Turn left on National (South).
Turn right (West) on Trafficway. Hammons Field is on the right.

FRONT OFFICE




Staff

MATT GIFFORD

Vice President/General Manager

Matt is in his second year as GM for the Springfield Cardinals, after gaining nine years of experience in a major league front office. Matt's primary responsibility is ensuring that fans who visit Hammons Field have an experience that is enjoyable and fun-filled. Another important responsibility is promoting the rich tradition of Cardinals baseball throughout the community. His other duties include overseeing all of the day-to-day operations of the Springfield Cardinals, as well as Hammons Field, for both the Cardinals and the Missouri State Bears. Matt began his career with the St. Louis Cardinals in 1996 as a season ticket sales representative. After spending time in Community Relations, Matt was promoted to the Marketing/Corporate sales department where he served as an account executive. In 2004, Matt was named Vice President of the St. Louis Cardinals, then relocated to Springfield to serve as general manager for the new Cardinals franchise in Springfield. In 2005, Matt was elected as a board member to the Greater Springfield Area Sports Commission. He also assists in raising funds for Cardinals Care, the St. Louis Cardinals Community Fund. He's currently the Chairman of the Springfield/Greene County Activate America Visionary Team, aimed at pioneering a healthier community. Matt is a 1995 graduate of Indiana University where he was a member of the Hoosiers baseball team and an intern in the IU Athletic Department. He attended high school in St. Louis, MO (Parkway West High School). Matt and his wife Emily have a son, Maxwell (3) and a daughter Megan, who was born in December of 2005.



KIRK ELMQUIST

Vice President of Sales and Marketing

Kirk begins his second year with the Springfield Cardinals, where he is responsible for the team's marketing, sponsorship fulfillments, promotions, and public relations. Kirk joined the Cardinals after already establishing himself as a leader in the Springfield community. His prior credits include the Associate Executive Director of the Missouri Sports Hall of Fame, the GM of the local hotspot Chardonnay and the Director of Marketing at Millwood Golf and Racquet Club. Kirk is a 1990 graduate of Liberty University, where he received his B.S. in Marketing. Kirk enjoys public speaking, golfing, boxing and listening to Rat Pack music. A member of the South East Rotary Club, Kirk and his wife Kretia have a daughter (Chloe) and a son (Cross).



SCOTT SMULCZENSKI

Vice President of Baseball and Business Operations


Scott enters his second year with Springfield after working as the Director of Minor League Operations for the St. Louis Cardinals. Now entering his 23rd year in the St. Louis Cardinals organization, Scott is responsible for all revenue that comes in and out of the organization, including accounts payable, accounts receivable and cash receipts. He also oversees box office operations, customer relations, and internal office services. Scott and his wife Kelly have two daughters (Danielle, 13 and Hanna, 11) and a Polish Retriever (Bailey).



BILL FISCHER

Vice President of Facility Operations

In his second year with the Cardinals, Bill is responsible for the day-to-day operations of the stadium. He coordinates all the capital projects, including design plans as well as ensuring that everything is done on time and according to specifications. In doing so, he works closely with Mr. Hammons to oversee the stadium. Bill Fischer joined the Cardinals after helping Mr. Hammons as a consultant, prior to the opening of Hammons Field. Bill retired in November of 2003, after 22 years of working in the cable television industry. He started Fischer Consulting after retiring and then moved into his position with the Cardinals. Bill and his wife Karen have a daughter (Melanie) and a son (Lance).



FRONT OFFICE



Staff



ANGELA DEKE
Box Office Manager



RON HENDERSON
Operations Manager



TOM LADD
Sales Manager



ERIC DAY
Account Executive



HEATHER LUETKEMEYER
Account Executive



KATE MATA
Account Executive



DAN REITER
Account Executive



ERIC TOMB
Account Executive



NIKKI LOVE
Customer Relations Coordinator



MIKE LINDSKOG
Manager of PR/Broadcaster



BRITTANY BREMER
Media Relations Assistant



HOPE HUNT
Office Services Coordinator



ROB EVANS
Broadcaster




BROCK PHIPPS
Head Groundskeeper



AARON LOWREY
Assistant Groundskeeper

BROADCASTS

Staff, Broadcast Information




MIKE LINSKOG

Manager of P.R.
Broadcaster

Mike's 2006 season will be his 14th in Minor League Baseball and second with the Cardinals. Born and raised in Spokane, WA, Mike worked for the Brett Sports-owned

Spokane Indians of the Northwest League for eight seasons. In 2001, he became the Voice of the High Desert Mavericks of the California League and spent three seasons there before moving on to the El Paso Diablos of the Texas League. Mike and his wife Christy have a 10-year old, four-foot iguana named Bandito. Mike is a die-hard New York Rangers hockey fan whose all-time favorite player is Mark Messier. Mike also enjoys rooting for the Seattle Seahawks, Seattle Mariners, Gonzaga Bulldogs and of course...the St. Louis Cardinals.



ROB EVANS

Broadcaster

Rob moved to Springfield while in High School in 1973 and has 19 years worth of experience as a minor league broadcaster. In addition to his Minor League Baseball work, he also

has Major League Baseball experience to his credit. In 2003-2004, Evans did play-by-play work for the Montreal Expos on select road trips, even calling games at Busch Stadium against the St. Louis Cardinals. After a ten-year run at the AAA level for the Norfolk Tides, Evans returned to Springfield in 2001 for a full-time position with Meyer Communications (Jock 98.7 FM). Evans' radio resume includes Drury basketball, Southwest Baptist football, Missouri State baseball and also sideline reporting for Missouri State football.

CARDINALS RADIO BROADCAST INFORMATION

After a great inaugural season, the Springfield Cardinals will again be heard on JOCK 98.7 FM (KWTO). All 140 regular season games will be broadcast live by Mike Linskog and Rob Evans.

All radio broadcasts will begin 15 minutes prior to the first pitch with the Farmer's Insurance Pregame Show.

Following the completion of each game will be the Dodge Dealer's of the Ozarks Postgame Show.

After every Cardinals home game, Rob Evans will host the Cardinals Postgame Show, live on JOCK 98.7 FM from Trolley's in Downtown Springfield. The Cardinals Postgame Show from Trolley's lasts approximately one hour and features interviews with players, coaches and other figures from the world of baseball. Fans are invited to call in on the JOCK lines at (417) 879-0093 or (800) 375-0056, or to stop by Trolley's for post-game spirits and participate in the show.

Fans can also tune in to UPN15 and KY3 in 2006, as 16 home games will be televised, with KY3 Sports Director Ned Reynolds calling the play-by-play.

2006 TV SCHEDULE

DATE	DAY	AIR TIME	OPP	STATION
April 6	Thu.	7:00 P.M.	ARK	UPN15
April 8	Sat.	12:10 P.M.	ARK	KY3
April 9	Sun.	2:10 P.M.	ARK	UPN15
April 23	Sun.	6:10 P.M.	TUL	UPN15
May 6	Sat.	12:10 P.M.	COR	KY3
May 7	Sun.	6:10 P.M.	SAN	UPN15
May 27	Sat.	6:10 P.M.	FRI	UPN15
June 10	Sat.	6:10 P.M.	ARK	UPN15
June 17	Sat.	6:10 P.M.	TUL	UPN15
July 2	Sun.	6:10 P.M.	WIC	UPN15
July 15	Sat.	6:10 P.M.	SAN	UPN15
July 23	Sun.	6:10 P.M.	ARK	KY3
July 29	Sat.	6:10 P.M.	TUL	UPN15
July 30	Sun.	6:10 P.M.	TUL	UPN15
August 13	Sun.	6:10 P.M.	MID	UPN15
August 26	Sat.	6:10 P.M.	WIC	UPN15



MEDIA RELATIONS



Policies & Procedures

PRESS CREDENTIALS are available to accredited members of the news media. Credential requests should be emailed (preferred), mailed or faxed on company letterhead to the following addresses:

via email: Mike Lindskog OR Brittany Bremer
mlindskog@stlcardinals.com
bbremer@stlcardinals.com

via mail/fax: Media Relations
955 East Trafficway
Springfield, MO 65806
Phone: (417) 863-2143
Fax: (417) 863-0388

All requests should be received at least 24 hours in advance of the requested date. Credentials **must be worn in a visible manner at all times**. Credentials are not transferable. All credentials will be available at the Will Call window located at the lower ticket window on the southeast side (right field) of Hammons Field. Photo identification is required. **NO AUTOGRAPHS**.

PRESS BOX is located behind home plate on the Suite Level of Hammons Field. All workstations have electrical outlets and are equipped with outside phone access. Only accredited working media will be allowed in the press box. **NO CHILDREN**.

ACCESS TO CARDINALS CLUBHOUSE will be available to media with proper credentials issued by the Springfield Cardinals. No other credentials will be honored. The clubhouse will be closed to media 45 minutes prior to all games. The Springfield Cardinals reserve the right to add additional restrictions at any time. The players lounge, training room and weight room are closed to media at all times.

MEDIA NOTES and statistics are available in the press box approximately two hours prior to game time, and are also available as a .pdf file online at www.springfieldcardinals.com. Anyone needing information earlier should contact the Media Relations Department. Box scores will be available after each game as soon as they become available.

MEDIA GUIDES are available upon request from Springfield Cardinals Media Relations representatives.

INTERVIEWS should be arranged prior to and following Cardinals games. The field staff and the players are usually available on the field or in the clubhouse during batting practice as long as the interview does not interrupt their pre-game routine. Pre-game interviews must be completed 45 minutes prior to game.

DIGITAL PHOTOS of players are available upon request from Cardinals Media Relations representatives.

TRANSACTIONS updates are available on the Springfield Cardinals web site at www.springfieldcardinals.com. To access the transactions link, move the cursor over the tab that says Team, on the lefthand side of the homepage, and the Transactions option will become available.

CARDINALS NEWSLETTER updates are provided for anyone on the Newsletter email list, and includes breaking information such as roster moves and injury updates. To sign up for the Springfield Cardinals Newsletter, select the link on the homepage of the Cardinals web site at www.springfieldcardinals.com and enter your information in the required boxes.

2006 PRE-GAME

Batting/Infield Practice Schedule



7:10 P.M. GAME TIME

4:25-4:35.....	Cardinals Infield
4:35-5:20.....	Cardinals Batting Practice
5:20-6:05.....	Visitors Batting Practice
6:05-6:15.....	Screens Removed
6:15-6:25.....	Visitors Infield
6:25-6:55.....	Field Preparation
6:45-7:02.....	Pre-game Activities

6:10 P.M. GAME TIME

3:25-3:35.....	Cardinals Infield
3:35-4:20.....	Cardinals Batting Practice
4:20-5:05.....	Visitors Batting Practice
5:05-5:15.....	Screens Removed
5:15-5:25.....	Visitors Infield
5:25-5:55.....	Field Preparation
5:45-6:02.....	Pre-game Activities

4:10 P.M. GAME TIME

1:25-1:35.....	Cardinals Infield
1:35-2:20.....	Cardinals Batting Practice
2:20-3:05.....	Visitors Batting Practice
3:05-3:15.....	Screens Removed
3:15-3:25.....	Visitors Infield
3:25-3:55.....	Field Preparation
3:45-4:02.....	Pre-Game Activities

2:10 P.M. GAME TIME

11:25-11:35.....	Cardinals Infield
11:35-12:20.....	Cardinals Batting Practice
12:20-1:05.....	Visitors Batting Practice
1:05-1:15.....	Screens Removed
1:15-1:25.....	Visitors Infield
1:25-1:55.....	Field Preparation
1:45-2:02.....	Pre-game Activities

12:10 P.M. GAME TIME

9:25-9:35.....	Cardinals Infield
9:35-10:20.....	Cardinals Batting Practice
10:20-11:05.....	Visitors Batting Practice
11:05-11:15.....	Screens Removed
11:15-11:25.....	Visitors Infield
11:25-11:55.....	Field Preparation
11:45-12:02.....	Pre-Game Activities

*During inclement weather, all pregame activities will be held in the training facility


**Gates open one hour prior to game times

2006 Field Staff & Players

Biographies & Records



BIOS



CHRIS MALONEY

Manager


Maloney returns for his second season with Springfield and 14th as a minor league manager and coach in the Cardinals organization.

Maloney has a 705-608 (.537) overall record in his 11 seasons as a manager with the Cardinals, including a 70-70 record with Springfield in their inaugural season.

Prior to returning to the Cardinals last season, Maloney spent 2002-2004 as the manager of the Triple-A New Orleans Zephyrs in the Houston Astros system. He posted a 212-220 record with the Zephyrs, including a first place finish in 2002.

Maloney's first tenure with the Cardinals included Manager of the Year honors in three different leagues: the New York-Penn League while leading Hamilton to a 56-20 record in 1992, the South Atlantic League with Savannah in 1993, and the Texas League with Arkansas in 1998. His 1993 Savannah squad posted a 94-48 record and captured the league title as Maloney was named Baseball Weekly's Minor League Manager of the Year.

Maloney, 44, is a native of Jackson, MS. He graduated from Mississippi State University in 1983 and was later signed as a nondrafted free agent by the New York Mets. The former outfielder-first baseman was purchased by the Cardinals in 1986 and played one minor league season at Springfield, Ill.




BLAISE ILSLEY

Pitching Coach

Ilsley will work his fifth year as the pitching coach for the Cardinals Double-A affiliate. Ilsley joined the Cardinals from the Baltimore Orioles' organization after serving as the pitching coach for the Bluefield Orioles in the Rookie Appalachian League during the 2001 campaign.

Ilsley began his coaching career in 1999 with Winnipeg of the independent Northern League and moved on to coach at Sioux Falls in 2000. He spent 14 seasons playing in the minor leagues with Houston, St. Louis, the Chicago Cubs, Philadelphia, Cleveland and Montreal. Ilsley concluded his playing career in 1998. He appeared in 10 games in the Major Leagues with the Chicago Cubs in 1994, making his Major League debut on April 4 of that year.

A fourth round draft pick of the Houston Astros in 1985, Ilsley was named to the Topps Rookie League All-Star team that year after leading the New York-Penn League with 116 strikeouts in 90 innings for Class-A Auburn. He is a 1982 graduate of Alpena High School (Mich.) and attended Indiana State University. Ilesley, 42, resides in Alpena, Mich., with his wife, Jo Anne.




JOE CUNNINGHAM

Hitting Coach

Cunningham joins the Cardinals after serving as the manager for the Midwest League's Quad Cities last season. He led the Swing to a 72-67 record, including a trip to the playoffs in their first season as a Cardinal affiliate. A manager in 11 of his 17 seasons within Cardinals' system, Cunningham was last a hitting coach with Triple-A Louisville in 1995. He also served as hitting coach for Hamilton and Johnson City.

Cunningham played in the Cardinals' organization from 1984 to 1988 with Johnson City, Savannah, St. Petersburg and Springfield, IL. This will be his 22nd year in the organization. He is the son of former Cardinals' All-Star outfielder Joe Cunningham Jr.

Cunningham, 43, was born in St. Louis and currently resides in Koshkonog, Mo., with his wife, Desilee.




BRAD LAROSA

Athletic Trainer

Larosa is in his second year with the Cardinals, after spending the previous two seasons in the Florida Marlins system. In 2004, he was the Trainer for the Jupiter Hammerheads of the Florida State League. Brad spent part of the 2003 season with the Carolina Mudcats, who went on to win the Southern League Championship Series.

Larosa graduated from Southern Illinois - Edwardsville in 2000 and in 2003, obtained his Masters in Kinisiology. A native of Staunton, Illinois, Brad married his wife Denise in November of 2004.

Tyler Adamczyk · RHP



Height: 6-6 Weight: 190 Bats: R Throws: R
 Born: November 9, 1982 Opening Day Age: 23
 Birthplace: Raleigh, NC Resides: Westlake, CA
 School: Westlake HS
 How Obtained: Cardinals' 7th round selection in the 2001 draft

BIOS

CAREER PITCHING RECORD

YR	CLUB	LG	W-L	ERA	G	GS	CG	SHO	SV	IP	H	R	ER	HR	HB	BB	SO	WP	BK
02	Johnson City	Appy	4-3	3.41	13	11	0	0	0	63.1	56	31	24	3	3	35	54	9	2
03	Peoria	Mid	7-12	4.49	26	26	1	0	0	140.1	158	81	70	15	8	48	93	8	0
04	Palm Beach	FSL	5-10	5.00	26	25	3	0	0	136.2	143	85	76	12	14	71	81	26	0
05	Palm Beach	FSL	3-7	6.68	14	13	0	0	0	67.1	83	57	50	10	7	32	33	7	0
	Quad Cities	Mid	4-3	7.83	15	9	0	0	0	54.0	68	51	47	8	3	26	25	6	1
Minor League Totals			23-35	5.21	94	84	4	0	0	461.2	508	305	267	48	35	212	286	56	3

SUMMARY

2005 Season:

- Started all 14 games with Palm Beach (High-A), pitching more than five innings in eight of them
- Went 1-2 with a 9.69 ERA in his last four starts with Palm Beach...was sent down to Quad Cities (A) on 6/12
- Started nine games with the Swing, going 3-3 with a 7.80 ERA in those starts
- His final four appearances of the season came out of the bullpen, where he allowed eight runs over seven innings
- Made one relief appearance in the playoffs, allowing one run over two innings

Rick Ankiel · OF



Height: 6-1 Weight: 215 Bats: L Throws: L
 Born: July 19, 1979 Opening Day Age: 26
 Birthplace: Fort Pierce, FL Resides: Jupiter, FL
 School: Port St. Lucie HS
 How Obtained: Selected by the Cardinals in the second round (72nd overall) of the June 1997 free-agent draft

CAREER BATTING RECORD

YR	CLUB	LG	AVG	G	AB	R	H	2B	3B	HR	RBI	SH	SF	HP	BB	SO	SB	CS	E
99	Arkansas	Tex	.400	8	10	1	4	0	0	1	1	2	0	0	1	0	0	0	1
	Memphis	PCL	.286	16	21	3	6	2	0	0	4	1	1	0	0	3	0	0	-
	St. Louis	NL	.100	9	10	0	1	0	0	0	0	1	0	0	0	3	0	0	-
00	St. Louis	NL	.250	35	68	8	17	1	1	2	9	1	0	0	4	20	0	0	7
01	St. Louis	NL	.000	6	8	1	0	0	0	0	0	1	0	0	1	5	0	0	-
	Johnson City	Appy	.286	41	105	21	30	7	0	10	35	0	0	2	11	26	0	0	2
02							Injured-Did not play												
03	Tennessee	Sou	.240	30	25	2	6	1	0	1	5	0	0	0	1	2	0	0	2
04	St. Louis	NL	.000	5	1	0	0	0	0	0	0	0	0	0	1	1	0	0	-
	Tennessee	Sou	.000	2	4	0	0	0	0	0	0	0	0	0	0	0	0	0	-
05	Springfield	Tex	.243	34	136	18	33	7	0	10	30	0	0	0	10	29	0	0	1
	Quad Cities	Mid	.270	51	185	33	50	10	1	11	45	0	6	5	27	37	0	0	3
Major League Totals			.207	55	87	9	18	1	1	2	9	3	0	0	6	0	0	0	7
Minor League Totals			.265	182	486	78	129	27	1	33	120	3	7	7	50	97	0	0	11

SUMMARY


2005 Season:

- Announced his decision to switch from pitching to outfield during Spring Training
- Was assigned to the Springfield roster on 4/28, joining the team from extended spring training where he was nursing a back strain

- Collected only one hit in his first 20 AB's with Springfield
- He was placed on the disabled list 5/7 and was later sent to Quad Cities on 5/22
- In 51 games with Quad Cities, Ankiel hit .270 with 11 home runs and 45 RBI's.
- Earned a second appearance with Springfield on 8/2
- Hit .276 with ten home runs and 30 RBI's in his last 28 games
- He hit .306 on the road for Quad Cities and .308 on the road with Springfield
- Had his first four-hit game of the season on 8/28, going 4-4 with four RBI's
- Went 3-4 in the final game of the season with two home runs, his first multi-homer game since 2001
- In his first professional season as a position player, he hit a combined .259 with 21 home runs and 75 RBI's in 85 games split between Quad Cities and Springfield
- Was added to the 40-man roster in October after St. Louis purchased his contract from Springfield

Buddy Blair • LHP

Height: 6-1 Weight: 206 Bats: L Throws: L
 Born: July 2, 1981 Opening Day Age: 24
 Birthplace: Tulsa, OK Resides: Tulsa, OK
 School: Oklahoma University
 How Obtained: Cardinals' 10th round selection in the 2003 draft



CAREER PITCHING RECORD

YR	CLUB	LG	W-L	ERA	G	GS	CG	SHO	SV	IP	H	R	ER	HR	HB	BB	SO	WP	BK
03	New Jersey	NYP	1-2	3.58	8	6	0	0	0	37.2	30	18	15	0	1	11	32	1	1
	Peoria	Mid	2-2	1.66	7	6	0	0	0	43.1	35	9	8	1	1	1	17	0	0
04	Palm Beach	FSL	11-10	4.40	26	26	1	0	0	161.2	178	85	79	10	4	38	101	9	1
	Tennessee	Sou	0-1	6.75	3	3	0	0	0	9.1	14	7	7	0	0	5	5	1	0
05	Springfield	Tex	1-6	8.50	8	8	0	0	0	36.0	55	35	34	7	2	20	21	2	1
	Palm Beach	FSL	2-3	6.10	6	6	0	0	0	31.0	34	21	21	6	0	12	24	0	0
	New Jersey	NYP	0-0	0.96	6	0	0	0	0	9.1	5	1	1	0	2	6	12	0	0
	Quad Cities	Mid	0-0	9.00	4	0	0	0	0	3.0	4	3	3	0	1	2	3	1	0
Minor League Totals			17-24	4.56	68	55	1	0	0	331.1	355	176	168	24	11	105	215	14	3


SUMMARY

2005 Season:

- Split time between four different clubs in between injuries
- After receiving the win on 4/14 against Tulsa, lost his next five decisions
- Pitched past the fifth inning in only one start with Springfield
- Allowed a career-high 4 homers and 10 runs on 5/18 against Arkansas.....was sent to Palm Beach (A) on 5/19
- Made five starts (2-3) for Palm Beach before a sore shoulder put him on the disabled list 6/2
- Returned from the DL 8/10 and made six appearances for New Jersey, all out of the bullpen...allowed just one run in 9.1 innings of work
- Finished the season with Quad Cities, pitching in four games of relief with a 9.00 ERA
- Didn't allow a home run in his final 12.1 innings of work

Shaun Boyd • OF

Height: 5-10 Weight: 175 Bats: R Throws: R
 Born: August 15, 1981 Opening Day Age: 24
 Birthplace: Corona, CA Resides: Oceanside, CA
 School: Vista HS
 How Obtained: Cardinals' 1st round selection in the 2000 draft



YR	CLUB	LG	AVG	G	AB	R	H	2B	3B	HR	RBI	SH	SF	HP	BB	SO	SB	CS	E
00	Johnson City	Appy	.263	43	152	15	40	9	0	2	15	1	1	2	10	22	6	5	3
01	Peoria	Mid	.282	81	277	42	78	12	2	5	27	2	3	1	33	42	20	3	20
02	Peoria	Mid	.313	129	520	91	163	36	5	12	60	5	5	4	54	78	32	7	40
03	Palm Beach	FSL	.257	110	416	59	107	17	2	5	35	4	3	2	54	70	28	14	21
	Tennessee	Sou	.273	27	88	9	24	6	0	0	6	2	2	1	4	12	2	2	1
04	Tennessee	Sou	.190	54	158	16	30	5	1	0	12	0	0	1	13	40	9	5	1
	Palm Beach	FSL	.344	39	157	23	54	12	1	4	26	1	2	2	11	22	7	6	0
05	Springfield	Tex	.275	127	502	82	138	22	2	7	60	9	3	3	45	97	14	8	10
Minor League Totals			.279	610	2270	337	634	119	13	35	241	24	19	16	224	383	118	50	96


SUMMARY

2005 Season:

- Spent the entire season with Double-A Springfield
- Played in 127 games, second most on the team....played 121 games in the outfield
- Had the first ever hit, run, double, and stolen base in Springfield franchise history
- Hit in twelve consecutive games from 4/14-25, batting .415 with seven RBI's
- Drove in five or more RBI's in three different games, including a career-high six RBI's on 8/1 at Tulsa
- Recorded his first multi-homer game since 2002 with Peoria when he hit two home runs at Tulsa on 8/1
- Six of his seven home runs came on the road
- Scored a team-high four runs on 8/10 at Frisco, and also drove in five runs
- In the month of August, he hit .267 with five home runs and 22 RBI's
- Hit .361 with runners in scoring position
- Hit .500 with the bases loaded (14 AB's), including 14 RBI's and one grand slam
- His 82 runs were tied for second most among Cards minor leaguers

Troy Cate • LHP

Height: 6-1 Weight: 200 Bats: L Throws: L
 Born: October 21, 1980 Opening Day Age: 25
 Birthplace: Fallbrook, CA Resides: Temecula, CA
 School: Ricks Junior College (ID)
 How Obtained: Signed by the Cardinals as a free agent in 2005 (originally selected by the Mariners in the 6th round of the 2002 draft)



CAREER PITCHING RECORD


YR	CLUB	LG	W-L	ERA	G	GS	CG	SHO	SV	IP	H	R	ER	HR	HB	BB	SO	WP	BK
02	Everett	NWST	6-1	2.00	16	12	1	1	0	85.1	62	21	19	6	2	11	95	4	0
03	Inland Empire	Cal	9-11	4.11	27	25	0	0	0	160.0	165	79	73	10	10	37	153	7	2
	Tacoma	PCL	1-0	1.69	1	1	0	0	0	5.1	4	3	1	2	1	2	6	0	0
04	San Antonio	Tex	2-5	6.35	12	12	0	0	0	56.2	74	44	40	7	2	20	35	1	1
	Inland Empire	Cal	3-0	2.61	7	3	0	0	0	20.2	21	8	6	2	0	6	24	0	0
05	Inland Empire	Cal	4-4	2.53	23	0	0	1	1	42.2	36	21	12	1	7	25	54	5	1
Minor League Totals			25-21	3.67	86	53	1	1	1	370.2	362	176	151	28	22	101	367	17	4

SUMMARY

2005 Season:

- Appeared in his first game of the season on 6/17
- Allowed only one home run in 23 games
- Held right-handed batters to a .187 batting average
- Picked up his only save of the season 7/25, allowing no hits over 2.1 innings

Andy Cavazos • RHP



Height: 6-3 Weight: 185 Bats: R Throws: R
 Born: January 5, 1981 Opening Day Age: 25
 Birthplace: Freeport, TX Resides: Clute, TX
 School: Brazoswood HS
 How Obtained: Selected by the Cardinals in the AAA phase of the Rule 5 draft on 12/16/02 (originally selected by the Rangers in the 5th round of the 1999 draft)

CAREER PITCHING RECORD


YR	CLUB	LG	W-L	ERA	G	GS	CG	SHO	SV	IP	H	R	ER	HR	HB	BB	SO	WP	BK
99	GCL Rangers	GCL	2-0	3.72	10	7	0	0	0	36.1	35	16	15	3	0	12	15	1	1
00	Savannah	SAL	2-5	4.70	20	15	0	0	1	82.1	67	49	43	13	3	55	71	10	0
01	Savannah	SAL	6-10	5.53	29	19	1	0	0	122.0	149	87	75	13	10	63	96	10	3
02	Charlotte	FSL	6-5	3.92	33	10	0	0	1	82.2	66	40	36	7	2	33	63	6	1
03	Peoria	Mid	5-4	3.99	36	13	0	0	10	103.2	106	51	46	9	1	40	56	7	2
04	Tennessee	Sou	2-5	6.14	46	0	0	0	1	51.1	67	40	35	6	1	32	41	2	0
05	Springfield	Tex	1-2	4.03	23	0	0	0	1	29.0	27	15	13	4	2	7	24	0	0
	Palm Beach	FSL	1-5	3.41	28	0	0	0	1	31.2	36	20	12	1	0	7	43	0	1
Minor League Totals			25-36	4.59	225	64	1	0	15	539.0	553	318	275	56	19	249	409	36	8

SUMMARY

2005 Season:

- Split time between Springfield and Palm Beach (A)
- Started season with Springfield, going 0-2 with a 5.23 ERA in eight games
- Received the loss in a 4/30 game against Corpus Christi, allowing three runs and two walks in 1.1 innings of work...was sent to Palm Beach on 5/1
- Appeared in 28 games with Palm Beach, striking out 43 batters over 31.2 innings
- Of his 36 hits allowed with the High-A affiliate, only 10 went for extra bases, including just one home run
- Made his second appearance with Springfield on 7/24 and went 1-0 with one save and an ERA of 3.37 over 14 games
- Held left-handed batters to a .222 batting average
- Earned the win on 8/13, pitching two scoreless innings against Midland
- Pitched 2/3 innings at Wichita on 8/28, picking up his first save with Springfield
- Invited to the Arizona Fall League for the second straight year
- Played for the Surprise Scorpions in the AFL last fall, where he went 1-0 with a 5.40 ERA in nine games

Juan Diaz • 1B



Height: 6-2 Weight: 260 Bats: R Throws: R
 Born: February 19, 1974 Opening Day Age: 32
 Birthplace: San Jose De Las Lajas, Cuba
 Resides: Santo Domingo, DR
 How Obtained: Signed as a free agent on 5/18/05 (originally signed as a nondrafted free agent by the Dodgers in 1996)

CAREER BATTING RECORD

YR	CLUB	LG	AVG	G	AB	R	H	2B	3B	HR	RBI	SH	SF	HP	BB	SO	SB	CS	E
96	La-Romana	DSL	.362	13	47	15	17	7	0	4	16	0	0	3	11	13	1	0	-
97	Savannah	SAL	.230	127	460	63	106	24	2	25	83	1	4	4	48	155	2	2	15
	Vero Beach	FSL	.429	2	7	2	3	0	0	1	3	0	0	1	0	4	0	0	0
98	Vero Beach	FSL	.292	67	250	33	73	12	1	17	51	0	3	4	21	52	1	2	7
	San Antonio	TEX	.266	56	188	26	50	13	0	13	30	0	0	2	15	45	0	0	15
99	San Antonio	TEX	.303	66	254	42	77	21	1	9	52	0	4	3	26	77	0	0	9
00	Sarasota	FSL	.275	14	51	7	14	2	1	4	12	0	1	1	4	15	0	0	1
	Trenton	EL	.313	50	198	36	62	14	1	17	53	0	2	0	10	56	0	0	8
	Pawtucket	INT	.279	13	43	11	12	0	0	7	17	0	2	0	6	9	1	0	2
01	Pawtucket	INT	.269	74	279	45	75	17	1	20	51	0	1	6	17	85	0	0	10
02	Pawtucket	INT	.260	104	389	47	101	14	0	20	53	0	3	3	24	105	0	0	6
	Boston	AL	.286	4	7	2	2	1	0	1	2	0	0	0	1	2	0	0	0
03	Bowie	EL	.274	68	248	29	68	22	0	14	55	0	4	1	26	64	1	0	5
04	Rochester	INT	.270	39	137	23	37	5	0	11	24	0	0	2	14	43	0	0	-
05	Springfield	Tex	.308	57	198	27	61	13	0	13	38	0	0	4	17	43	0	0	6
Minor League Totals			.272	693	2551	379	695	151	7	162	500	1	24	30	222	723	6	4	84
Major League Totals			.286	4	7	2	2	1	0	1	2	0	0	0	1	2	0	0	0


SUMMARY

2005 Season:

- Split time between first base and DH
- Hit a home run every 15.23 AB's, most per at-bat among all Cardinals' minor leaguers
- Hit two home runs on 6/10 against Wichita, finishing the game 4-5 with three RBI's and three runs
- Had three consecutive games with a homer from 6/3-5 against Frisco
- During his 57 games, had a .571 slugging percentage
- Batted .319 with seven HR's and 21 RBI's for the month of June
- Recorded multiple hits in 18 of 40 games he got a hit
- Missed the final month of the season with a sprained left ankle

Dennis Dove • RHP

Height: 6-4 Weight: 205 Bats: R Throws: R
 Born: August 31, 1981 Opening Day Age: 24
 Birthplace: Tifton, GA Resides: Ocilla, GA
 School: Georgia Southern University
 How Obtained: Cardinals' 3rd round selection in the 2003 draft



CAREER PITCHING RECORD

YR	CLUB	LG	W-L	ERA	G	GS	CG	SHO	SV	IP	H	R	ER	HR	HB	BB	SO	WP	BK
03	New Jersey	NYP	1-3	3.51	7	7	0	0	0	25.2	29	15	10	1	1	15	15	4	0
04	Peoria	Mid	0-1	4.97	3	3	0	0	0	12.2	11	8	7	1	1	10	4	0	0
	New Jersey	NYP	0-5	8.06	6	6	0	0	0	22.1	31	20	20	3	2	13	24	7	0
05	Quad Cities	Mid	7-5	3.88	18	18	2	1	0	102.0	93	47	44	6	2	30	72	5	1
	Palm Beach	FSL	2-4	4.85	8	8	0	0	0	42.2	48	24	23	1	3	15	23	6	0
Minor League Totals			10-18	4.56	42	42	2	1	0	205.1	212	114	104	12	9	83	138	22	1


SUMMARY

2005 Season:

- Won four straight games with Quad Cities (A) from 4/30 to 5/16, allowing just two runs over 21.2 innings
- Pitched a complete game on 6/29, allowing three runs on six hits in the win
- His two complete games were tied for second most in the Midwest League
- Was the Cardinals Minor League Pitcher of the Month for June, going 2-1 with a 2.48 ERA
- Allowed just one home run in 42.2 innings pitched after a callup to Palm Beach (High-A) on 7/11
- Went 1-3 with a 7.78 ERA in the month of August
- Had a 3.38 ERA on the road and 6.75 at home
- Recorded 60.6% of his outs via groundballs (of those put in play)
- Had a 23.14 ERA in the postseason, allowing six runs over 2.1 innings

Cory Doyne • RHP

Height: 6-2 Weight: 210 Bats: R Throws: R
 Born: August 13, 1981 Opening Day Age: 24
 Birthplace: Tampa, FL Resides: Lutz, FL
 School: Land O' Lakes HS
 How Obtained: Signed by the Cardinals as a previously released free agent on 6/14/04 (originally selected by the Astros in the 9th round of the 2000 draft)



BIOS

CAREER PITCHING RECORD

YR	CLUB	LG	W-L	ERA	G	GS	CG	SHO	SV	IP	H	R	ER	HR	HB	BB	SO	WP	BK
00	Martinsville	Appy	3-6	5.45	12	8	0	0	0	39.2	25	27	24	1	1	35	54	8	0
01	Martinsville	Appy	4-3	3.54	13	13	0	0	0	61.0	57	31	24	2	3	30	56	5	1
02	Michigan	Mid	9-8	4.26	27	26	0	0	0	141.2	131	76	67	8	3	63	101	11	2
03	Lexington	SAL	3-1	2.14	9	9	0	0	0	54.2	34	18	13	4	6	19	48	2	0
	Fort Wayne	Mid	4-6	4.21	12	12	0	0	0	47.0	44	31	22	2	4	29	37	4	1
04	New Jersey	NYP	2-0	2.33	30	0	0	0	12	38.2	19	10	10	2	1	12	48	3	0
05	Quad Cities	Mid	0-0	0.00	2	0	0	0	0	2.1	0	0	0	0	0	0	5	0	0
	Palm Beach	FSL	1-0	0.00	6	0	0	0	0	9.0	3	0	0	0	0	2	11	0	0
	Springfield	Tex	2-1	1.95	48	0	0	0	19	55.1	37	14	12	5	5	36	53	5	0
Minor League Totals			28-25	3.45	159	68	0	0	31	449.1	350	207	172	24	23	226	413	38	4


SUMMARY

2005 Season:

- ♦ Moved his way through three different levels last season
- ♦ Started the season with Quad Cities (A), appearing in only two games before his promotion to Palm Beach (A)
- ♦ In six games with Palm Beach, allowed just three hits, only one for extra bases
- ♦ Earned a promotion to Springfield on 5/1
- ♦ Didn't allow his first run of the season until 5/25 at Midland, a total of 23.1 innings through the three leagues
- ♦ His 19 saves were second most in the Texas League
- ♦ Picked up a league-high eight saves in the month of July, allowing just one run in 15.1 innings of work (0.59 ERA)
- ♦ Held right-handed batters to a 1.30 ERA
- ♦ Earned saves in three consecutive games from 8/25-27
- ♦ Allowed two home runs on 8/31 against Wichita, his first home runs allowed in 24 games
- ♦ Endured a rough Arizona Fall League, going 2-1 with a 6.75 ERA in 14.2 innings of work for the Surprise Scorpions
- ♦ Had a 14.40 ERA against righthanders and 2.79 ERA against lefties in the AFL

Matt Dryer • 3B

Height: 6-2 Weight: 190 Bats: R Throws: R
 Born: November 12, 1979 Opening Day Age: 26
 Birthplace: Rochester, NY Resides: Rochester, NY
 School: University of Miami
 How Obtained: Contract purchased from the Somerset Patriots of the Atlantic League on 2/11/04 (originally selected by the Giants in the 15th round of the 2002 draft)



CAREER BATTING RECORD

YR	CLUB	LG	AVG	G	AB	R	H	2B	3B	HR	RBI	SH	SF	HP	BB	SO	SB	CS	E
02	AZL Giants	AZL	.438	4	16	3	7	1	0	0	5	0	1	1	1	4	1	0	2
	Salem-Keizr	NW	.253	41	146	21	37	3	1	5	21	0	6	7	14	41	4	0	7
03	Somerset	Atl	.249	103	353	53	88	24	2	7	40	2	1	3	33	67	8	2	8
04	Peoria	Mid	.294	72	235	38	69	18	0	7	51	2	7	3	44	59	0	1	16
	Palm Beach	FSL	.250	1	4	0	1	0	0	0	1	1	0	0	0	1	0	0	0
05	Palm Beach	FSL	.219	121	433	58	95	20	1	21	76	0	5	4	45	130	3	1	20
Minor League Totals			.250	342	1187	173	297	66	4	40	194	5	20	18	137	302	16	4	53

SUMMARY

2005 Season:

- Played a team-high 121 games for Palm Beach (A)...102 games were at third base
- Committed 20 errors, most on the team
- His 21 homers were a career-high and fourth most in the Florida State League...hit one home run for every 20.62 AB
- The 21 home runs also tied three Cards' farmhands for most in the system (Ankiel, Duncan, Herr)
- Started the season strong, driving in 37 runs with 11 homers in the first two months
- Hit just .179 in June and July with three homers
- Sixteen of his 21 homers came against right-handers
- Had a team-high 130 strikeouts
- Tied a career high with five RBI's on 8/2 at Lakeland, going 4-5 with two homers
- Hit .208 in the Florida State League playoffs, with one home run and three RBI's

Brian Esposito . c

Height: 6-1 Weight: 190

Bats: R Throws: R

Born: February 24, 1979


Opening Day Age: 27

Birthplace: Staten Island, NY

Resides: Willington, CT

School: University of Connecticut

How Obtained: Signed by the Cardinals as a free agent in November 2005
(originally selected by the Red Sox in the 5th round of the 2000 draft)



CAREER BATTING RECORD

YR	CLUB	LG	AVG	G	AB	R	H	2B	3B	HR	RBI	SH	SF	HP	BB	SO	SB	CS	E
00	Lowell	NYP	.240	42	154	15	37	9	1	2	20	1	2	1	11	31	0	1	8
01	Augusta	SAL	.190	90	311	21	59	13	0	3	30	2	5	2	13	81	0	0	14
02	Augusta	SAL	.253	40	154	20	39	5	0	5	15	2	0	5	7	32	0	0	7
	Sarasota	FSL	.162	31	99	8	16	5	0	2	7	1	1	1	5	20	0	0	6
03	Sarasota	FSL	.000	2	7	0	0	0	0	0	0	0	0	0	0	0	0	0	1
	Provo	Pio	.091	3	11	0	1	0	0	0	0	0	0	0	0	4	0	0	1
	Rancho Cuca.	Cal	.344	9	32	2	11	2	0	0	2	1	0	0	0	5	0	0	0
04	Stockton	Cal	.256	22	78	10	20	2	1	5	13	0	0	0	6	17	1	0	1
	Oklahoma	PCL	.000	1	4	0	0	0	0	0	1	0	0	0	0	1	0	0	0
	Frisco	Tex	.207	31	92	11	19	4	0	1	11	2	3	0	4	27	0	1	3
05	Frisco	Tex	.228	38	136	12	31	7	0	0	5	2	0	2	7	33	1	0	7
	Oklahoma	PCL	.407	8	27	6	11	1	0	0	4	0	0	1	1	6	0	0	1
Minor League Totals			.221	317	1105	105	244	48	2	19	108	11	11	12	54	257	2	2	49


SUMMARY

2005 Season:

- Played majority of season at Double-A Frisco, appearing in all 38 games at catcher
- Threw out 36% of basestealers (13 of 36)
- Only seven of his 31 hits went for extra bases
- Received a late season call-up to Oklahoma (AAA), where he hit .407 in eight games

Kevin Estrada • INF

Height: 6-2 Weight: 185 Bats: S Throws: R
 Born: October 1, 1980 Opening Day Age: 25
 Birthplace: Carson, CA Resides: El Segundo, CA
 School: Pepperdine University
 How Obtained: Cardinals' 42nd round selection in the 2002 draft



CAREER BATTING RECORD

YR	CLUB	LG	AVG	G	AB	R	H	2B	3B	HR	RBI	SH	SF	HP	BB	SO	SB	CS	E	
03	New Jersey	NYP	.292	64	236	42	69	9	2	1	24	1	3	1	26	33	21	6	8	
04	Palm Beach	FSL	.263	91	312	39	82	19	5	3	47	5	4	2	29	36	20	6	16	
	Tennessee	Sou	.000	2	4	0	0	0	0	0	0	0	0	0	0	1	0	0	0	
05	Springfield	Tex	.295	90	292	39	86	19	2	5	19	8	0	0	27	51	18	7	15	
Minor League Totals				.281	247	844	120	237	47	9	9	90	14	7	3	81	121	59	19	39


SUMMARY

2005 Season:

- Played at every position except centerfield and catcher
- Hit .341 on the road compared to .215 at home....18 of his 26 extra-base hits came away from Hammons Field
- All five home runs came against right-handed pitchers
- Had a 10-game hitting streak from 5/9 to 5/19
- Batted .388 in the final two months and .444 (16-36) in the month of August alone
- His 18 stolen bases were most on the team
- Batted .296 with runners in scoring position and two outs, including 11 RBI's
- Hit .429 in seven AB's with the bases loaded
- Missed the final three weeks of the season with a dislocated knuckle on his right hand

Terry Evans • OF

Height: 6-3 Weight: 200 Bats: R Throws: R
 Born: January 19, 1982 Opening Day Age: 24
 Birthplace: Dublin, GA Resides: Dublin, GA
 School: California State University - San Bernardino
 How Obtained: Cardinals' 47th round selection in the 2001 draft



CAREER BATTING RECORD


YR	CLUB	LG	AVG	G	AB	R	H	2B	3B	HR	RBI	SH	SF	HP	BB	SO	SB	CS	E	
02	Johnson City	Appy	.287	60	230	42	66	22	2	7	41	0	2	0	29	67	17	4	3	
03	Peoria	Mid	.246	104	382	35	94	28	1	10	41	4	2	3	19	86	13	6	3	
04	Peoria	Mid	.222	101	365	48	81	21	1	13	59	1	1	7	35	105	8	3	3	
	Palm Beach	FSL	.224	19	58	7	13	4	0	2	7	0	1	1	4	16	1	0	2	
05	Palm Beach	FSL	.221	114	385	34	85	16	1	8	47	1	3	7	29	110	12	6	8	
Minor League Totals				.239	398	1420	166	339	91	5	40	195	6	9	18	116	384	51	19	19

SUMMARY

2005 Season:

- Played in 114 games with Palm Beach, 110 of those games in the outfield
- Had a 10-game hitting streak from 5/13-25, where he batted .447 (17-38)
- Hit four home runs in the month of April, including back-to-back games on 4/14-15 as well as 4/22-23.....hit a total of four homers after April
- Seven of his eight home runs came off right-handed pitchers
- Hit .182 in the playoffs, going 2-11 with seven strikeouts

Iker Franco • C



Height: 6-1 Weight: 210 Bats: R Throws: R
 Born: May 5, 1981 Opening Day Age: 24
 Birthplace: Ensenada, Mexico Resides: Ensenada, Mexico
 How Obtained: Selected from the Atlanta Braves in the Triple-A portion of the Rule 5 draft on December 8, 2005 (originally signed as a nondrafted free agent by the Devil Rays in 1998)

BIOS

CAREER BATTING RECORD


YR	CLUB	LG	AVG	G	AB	R	H	2B	3B	HR	RBI	SH	SF	HP	BB	SO	SB	CS	E
98	Tampa Bay	DSL	.194	40	124	7	24	5	0	2	19	1	0	1	4	34	0	1	
99	Tampa Bay	DSL	.143	8	21	1	3	2	0	0	2	0	0	0	0	7	0	0	
	Tigres	Mex	.308	19	13	6	4	0	0	0	3	0	0	0	4	1	0	0	0
00	St. Pete	FSL	.000	1	4	0	0	0	0	0	0	0	0	0	0	2	0	0	1
	Hudson Valley	NYP	.260	22	73	11	19	5	0	2	15	0	1	2	5	18	1	1	4
	Tigres	Mex	.255	19	51	4	13	6	0	2	9	2	0	1	1	15	1	0	2
01	Charleston	SAL	.200	87	265	15	53	10	2	3	21	4	3	1	19	81	1	2	7
02	Charleston	SAL	.259	64	216	28	56	14	2	4	33	4	3	3	14	42	1	1	9
	Tigres	Mex	.353	26	68	12	24	5	2	1	17	0	0	0	5	10	1	3	2
03	Tigres	Mex	.262	86	233	30	61	15	4	5	37	3	2	2	21	46	3	2	9
04	Montgomery	Sou	.209	63	187	17	39	6	0	3	14	2	0	1	15	32	1	0	6
05	Mississippi	Sou	.296	48	179	14	53	7	0	3	23	2	2	0	8	31	0	3	7
	Richmond	Int	.250	9	32	0	8	1	0	0	1	0	0	0	2	9	0	0	0
Minor League Totals			.244	492	1466	145	357	76	10	25	194	18	11	11	98	328	9	13	47

SUMMARY

2005 Season:

- Spent majority of the season with Double-A Mississippi
- Batted .167 in his first 10 games with the Mississippi Braves but rebounded to hit .322 the rest of his time there (38 games)
- Made a brief appearance with Richmond (AAA) where he batted .250 in nine games
- Hit .329 with 10 RBI's in July before landing on the disabled list for the remainder of the season
- Played winter ball for the Hermosillo Naranjeros of the Mexican League, batting .185 with 12 RBI's....went 3-9 (.333) with three RBI's in the playoffs

Jose Garcia • RHP



Height: 6-1 Weight: 160 Bats: R Throws: R
 Born: June 2, 1981 Opening Day Age: 24
 Birthplace: Barcelona, Venez. Resides: Barcelona, Venez.
 How Obtained: Selected from the Texas Rangers in the AAA portion of the 2004 Rule 5 draft (originally signed as a nondrafted free agent by the Yankees in 1999)

CAREER PITCHING RECORD

YR	CLUB	LG	W-L	ERA	G	GS	CG	SHO	SV	IP	H	R	ER	HR	HB	BB	SO	WP	BK
00	La Pradera	VSL	0-1	4.80	6	2	0	0	0	15.0	14	9	8	0	1	6	14	1	0
01	DSL Yankees	DSL	4-2	1.86	7	1	0	0	0	29.0	32	9	6	0	4	4	23	0	0
02	DSL Yankees	DSL	4-2	1.35	10	8	1	0	0	46.2	34	13	7	0	5	15	51	1	0
03	Battle Creek	Mid	9-8	2.64	21	21	4	0	0	136.1	111	46	40	10	3	33	90	4	0
	Tampa	FSL	1-0	1.74	4	4	0	0	0	20.2	13	4	4	0	0	4	14	0	0
04	Stockton	Cal	4-7	7.00	22	12	0	0	0	72.0	104	64	56	11	6	26	51	2	1
	Clinton	Mid	2-2	2.89	9	9	0	0	0	46.2	37	19	15	4	3	13	40	1	1
05	Palm Beach	FSL	7-5	4.35	30	20	0	0	0	134.1	147	74	65	11	12	41	122	4	0
Minor League Totals			31-27	3.61	109	77	5	0	0	500.2	492	238	201	36	34	142	405	13	2


SUMMARY

2005 Season:

- ◆ Started a team-high 20 games, going 6-5 with a 4.61 ERA in those games
- ◆ His 122 strikeouts were most on the team.....averaged 8.17 strikeouts per nine innings pitched
- ◆ Went 1-0 with a 3.41 ERA in 10 relief appearances
- ◆ Pitched past the fifth inning in only eight of his 20 starts
- ◆ Threw eight shut-out innings against Fort Myers on 7/11, striking out nine batters
- ◆ Made one playoff start, allowing two runs (one earned) over seven innings in the loss

Justin Garza • RHP

Height: 6-1 Weight: 190 Bats: R Throws: R
 Born: July 13, 1982 Opening Day Age: 23
 Birthplace: Lawton, OK Resides: Frederick, OK
 School: Seminole JC
 How Obtained: Cardinals' 9th round selection in the 2003 draft



BIOS

CAREER PITCHING RECORD

YR	CLUB	LG	W-L	ERA	G	GS	CG	SHO	SV	IP	H	R	ER	HR	HB	BB	SO	WP	BK
03	Johnson City	Appy	3-0	1.71	21	0	0	0	2	26.1	21	10	5	0	0	6	25	0	0
	New Jersey	NYP	0-0	0.00	2	0	0	0	1	3.0	1	0	0	0	0	5	0	0	0
04	Peoria	Mid	5-1	1.38	31	0	0	0	2	39.0	28	13	6	1	2	11	28	2	0
	Palm Beach	FSL	5-1	2.89	26	0	0	0	10	28.0	25	9	9	1	0	13	17	1	0
05	Palm Beach	FSL	0-0	3.57	29	0	0	0	0	40.1	41	17	16	1	2	13	26	5	0
Minor League Totals			13-2	2.37	109	0	0	0	15	136.2	116	49	36	3	4	43	101	8	0


SUMMARY

2005 Season:

- ◆ Made his first relief appearance on 4/8....spent the next month on the DL with a shoulder strain
- ◆ Bounced back from a 14.54 ERA in the month of June to sport a 1.17 ERA in the month of July (nine games)
- ◆ Allowed just one home run in 40.1 innings of work
- ◆ Had a 2.60 ERA on the road
- ◆ Earned the victory in Game 1 of the FSL Championship Series, allowing just one hit in 1.2 innings

Reid Gorecki • OF

Height: 6-1 Weight: 180 Bats: R Throws: R
 Born: December 22, 1980 Opening Day Age: 25
 Birthplace: Queens, NY Resides: East Rockaway, NY
 School: University of Delaware
 How Obtained: Cardinals' 13th round selection in the 2002 draft



CAREER BATTING RECORD


YR	CLUB	LG	AVG	G	AB	R	H	2B	3B	HR	RBI	SH	SF	HP	BB	SO	SB	CS	E
02	New Jersey	NYP	.281	73	274	55	77	8	13	8	52	1	7	2	20	57	22	11	3
03	Peoria	Mid	.267	128	480	77	128	19	8	15	61	4	4	3	51	90	23	11	13
04	Palm Beach	FSL	.277	118	440	74	122	23	3	8	47	7	8	2	46	80	23	9	9
	Tennessee	Sou	.320	7	25	1	8	3	0	0	1	0	0	0	2	3	1	0	0
05	Springfield	Tex	.182	46	159	12	29	6	0	3	16	4	1	0	18	38	1	3	2
	Palm Beach	FSL	.286	64	234	38	67	18	2	6	41	2	4	3	32	55	24	7	0
Minor League Totals			.267	436	1612	257	431	77	26	40	218	18	24	10	169	323	94	41	27

SUMMARY**2005 Season:**

- Entered his first season as a member of the Cardinals 40-man roster
- Struggled with Springfield, batting just .182 in 46 games
- First home run came 4/17 at Wichita, where he went 3-5 with three RBI's
- Broke an 0-23 slump with a one-out walk-off homer in the bottom of the tenth inning against Corpus Christi on 5/1
- Was sent to Palm Beach (A) on 5/31 after hitting only .198 in the month of May
- Hit .191 in the first 19 games with Palm Beach before being placed on the DL 6/25 with a stress fracture in his left ankle
- Was activated from the DL on 7/18 and went on to hit .325 for the remainder of the regular season
- Stole a team-high 24 bases with Palm Beach and 25 bases for the season, a new career-high
- Batted .318 with 21 RBI's in August to help lead Palm Beach to the playoffs
- In the playoffs, stole six bases over eight games while hitting .276 (8-29)
- In the Florida State League championship game, hit a game-tying homer in the ninth inning to send the game to extra innings...Palm Beach went on to win the game 5-4 to become the FSL Champs

Tyler Greene • SS

Height: 6-2 Weight: 185 Bats: R Throws: R
 Born: August 17, 1983 Opening Day Age: 22
 Birthplace: Ft. Lauderdale, FL Resides: Plantation, FL
 School: Georgia Tech
 How Obtained: Cardinals' 1st round selection (30th overall) in the 2005 draft

**CAREER BATTING RECORD**


YR	CLUB	LG	AVG	G	AB	R	H	2B	3B	HR	RBI	SH	SF	HP	BB	SO	SB	CS	E
05	New Jersey	NYP	.261	35	138	28	36	12	0	1	18	0	1	5	15	37	13	1	9
	Palm Beach	FSL	.271	20	85	17	23	4	0	2	5	0	0	2	5	28	6	0	9
Minor League Totals			.265	55	223	45	59	16	0	3	23	0	1	7	20	65	19	1	18

SUMMARY**2005 Season:**

- Hit .267 with 15 RBI's in his first month of professional baseball
- Appeared at shortstop in all 35 games with New Jersey
- Had a nine-game hitting streak from 7/21-29, hitting .378 with eight RBI's during that span
- Drove in four RBI's on 7/22
- First home run of the season came 8/5 at Jamestown
- Received a promotion to Palm Beach on 8/12, and recorded a hit in 17 of 20 games
- With Palm Beach, batted .385 against left-handed pitchers
- Appeared in all eight games of the postseason and hit just .182 (6-37) with 14 strikeouts
- Was 19-for-20 in stolen base attempts
- Rated the third-best prospect in the Cardinals organization for 2006 by *Baseball America*

Eric Haberer • LHP

Height: 6-2 Weight: 205 Bats: L Throws: L
 Born: September 14, 1982 Opening Day Age: 23
 Birthplace: Lansing, MI Resides: Bloomington, IL
 School: Southern Illinois University
 How Obtained: Cardinals' 3rd round selection in the 2004 draft



CAREER PITCHING RECORD

YR	CLUB	LG	W-L	ERA	G	GS	CG	SHO	SV	IP	H	R	ER	HR	HB	BB	SO	WP	BK
04	Johnson City	Appy	2-2	4.69	9	9	0	0	0	40.1	47	30	21	3	0	13	37	3	0
	New Jersey	NYP	0-0	2.37	3	3	0	0	0	19.0	14	7	5	1	0	9	12	1	1
05	Quad Cities	Mid	4-2	2.11	9	9	0	0	0	55.1	52	20	13	0	1	17	33	2	0
	Palm Beach	FSL	8-6	3.71	17	17	0	1	0	94.2	96	42	39	2	3	35	58	6	0
Minor League Totals			14-10	3.35	38	38	1	0	0	209.1	209	99	78	6	4	74	140	12	1


SUMMARY

2005 Season:

- Split season between Quad Cities (A) and Palm Beach (High-A)
- Didn't allow a home run in 55.1 innings of work with the Swing, and only allowed nine extra-base hits
- Allowed just one earned run over his last three starts (20 IP) with Quad Cities, going 1-0 with a 0.45 ERA
- Was selected to the Midwest League All-Star Game before his call-up to Palm Beach on 5/27
- Won his first three games with Palm Beach, allowing just one run over 21 innings
- Pitched a season-high eight innings on 6/4 against Jupiter, allowing just four hits with five strikeouts
- Allowed two runs on six hits in a seven-inning complete game against Sarasota on 7/25
- Went on the disabled list 8/11 with a hip problem after allowing five runs in 2.2 innings the night before
- Didn't pitch past the fourth inning in his final three starts of the regular season, allowing nine runs over 10 innings in his return from the DL
- Had a 1.17 ERA against left-handers, holding them to a .177 batting average
- Went 0-1 with a 1.54 ERA in the playoffs....allowed three runs (two earned) in 11.2 IP
- His eight walks and 12 strikeouts were both second most in the playoffs
- Allowed a ratio of one home run per 315 batters faced, which was second best among minor league pitchers

Cody Haerther • OF

Height: 6-0 Weight: 190 Bats: L Throws: R
 Born: July 14, 1983 Opening Day Age: 22
 Birthplace: Valencia, CA Resides: Chatsworth, CA
 School: Chaminade College Prep
 How Obtained: Cardinals' 6th round selection in the 2002 draft



CAREER BATTING RECORD

YR	CLUB	LG	AVG	G	AB	R	H	2B	3B	HR	RBI	SH	SF	HP	BB	SO	SB	CS	E
03	Johnson City	Appy	.332	63	226	31	75	12	6	3	39	0	1	0	22	30	2	1	11
04	Peoria	Mid	.316	86	326	48	103	20	2	5	45	3	1	4	32	59	7	3	3
05	Palm Beach	FSL	.318	47	173	29	55	8	7	8	30	0	1	1	17	31	8	3	1
	Springfield	Tex	.298	65	208	30	62	10	1	10	37	0	0	2	9	44	0	1	4
Minor League Totals			.316	261	933	138	295	50	16	26	151	3	3	7	80	164	17	8	19

SUMMARY

2005 Season:

- Split season between Palm Beach (A) and Springfield (AA)
- Hit a home run in back-to-back games to open the season
- Was the Florida State League Player of the Week for the week of 4/25 to 5/1.....hit .519 (14-27) with three homers and nine RBI's during that span
- Hit a home run in three consecutive games from 4/29 to 5/1 while with Palm Beach
- Had a career-high 11-game hitting streak from 4/21 to 5/1 and reached based in 17 consecutive games from 4/21 to 5/8
- Was selected to the FSL All-Star Game before his promotion to Springfield
- Got his first Double-A hit on 6/2 against Midland
- Posted a career-high five RBI's on 7/12 at Corpus Christi
- Recorded his first multi-homer game on 8/26 against Tulsa, going 3-3 with two home runs and three RBI's
- Hit .348 with 5 homers and 22 RBI's in the month of August
- Hit a total of 18 HR's between Palm Beach and Springfield, his most ever in a season
- Hit .203 with a home run and seven RBI's for the Surprise Scorpions of the Arizona Fall League
- Rated the eighth-best prospect in the Cardinals organization by *Baseball America*

Vince Harrison • 3B

Height: 5-11 Weight: 200

Bats: R Throws: R

Born: November 29, 1979


Opening Day Age: 26

Birthplace: Lexington, KY

Resides: Springdale, OH

School: University of Kentucky

How Obtained: Selected from the Boston Red Sox in the AAA portion of the Rule 5 draft 12/8/05 (originally selected by the Devil Rays in the 13th round of the 2001 draft)



CAREER BATTING RECORD

YR	CLUB	LG	AVG	G	AB	R	H	2B	3B	HR	RBI	SH	SF	HP	BB	SO	SB	CS	E
01	Hudson Valley	NYP	.305	57	197	21	60	10	1	1	30	0	1	2	16	34	4	4	8
02	Hudson Valley	NYP	.260	15	50	10	13	2	0	1	2	0	1	1	8	8	1	0	4
	Charleston-SC	SAL	.210	19	62	11	13	1	0	2	3	0	0	2	5	16	3	0	1
	Bakersfield	Cal	.250	32	116	5	29	2	0	2	11	2	1	0	9	28	0	0	8
03	Charleston-SC	SAL	.275	132	488	75	134	20	4	19	79	2	5	5	53	90	16	7	25
04	Bakersfield	Cal	.281	69	256	46	72	17	1	11	42	1	1	6	45	49	8	5	11
	Montgomery	Sou	.266	57	184	21	49	6	2	5	27	1	2	8	24	34	5	3	10
Minor League Totals			.273	381	1353	189	370	58	8	41	194	6	11	24	160	259	37	19	66

SUMMARY

2005 Season:

- Plays predominantly at third base but can also play some second
- Missed entirety of 2005 season with a wrist injury

Blake Hawksworth • RHP

Height: 6-3 Weight: 195

Bats: R Throws: R

Born: March 1, 1983


Opening Day Age: 23

Birthplace: North Vancouver, BC

Resides: Sammamish, WA

School: Bellevue Community College

How Obtained: Cardinals' 28th round selection in the 2001 draft



CAREER PITCHING RECORD

YR	CLUB	LG	W-L	ERA	G	GS	CG	SHO	SV	IP	H	R	ER	HR	HB	BB	SO	WP	BK
02	Johnson City	Appy	2-4	3.14	13	12	0	0	0	66.0	58	31	23	8	4	18	61	4	0
	New Jersey	NYP	1-0	0.00	2	2	0	0	0	9.2	6	0	0	0	0	2	8	0	0
03	Peoria	Mid	5-1	2.30	10	10	0	0	0	54.2	37	16	14	0	1	12	57	1	1
	Palm Beach	FSL	1-3	3.94	6	6	0	0	0	32.0	28	14	14	2	1	11	32	2	0
04	Palm Beach	FSL	1-0	5.91	2	2	0	0	0	10.2	10	7	7	2	0	3	11	3	1
05	New Jersey	NYP	0-3	7.98	7	6	0	0	0	14.2	18	18	13	0	5	10	12	3	0
Minor League Totals			10-11	3.40	40	38	0	0	0	187.2	157	86	71	12	11	56	181	13	2


SUMMARY

2005 Season:

- Spent majority of season rehabilitating his shoulder from labrum surgery that was performed in 2004
- Didn't pitch past the third inning in any of his six starts
- Struggled with control, hitting five batters and throwing three wild pitches in 14.2 innings
- Had a 4.70 ERA against right-handed batters and a 11.57 ERA to lefties

Jarrett Hoffpauir • 2B

Height: 5-9 Weight: 175 Bats: R Throws: R
 Born: June 18, 1983 Opening Day Age: 23
 Birthplace: Fort, IN Resides: Vidalia, LA
 School: University of Southern Mississippi
 How Obtained: Cardinals' 6th round selection in 2004 draft



CAREER BATTING RECORD

YR	CLUB	LG	AVG	G	AB	R	H	2B	3B	HR	RBI	SH	SF	HP	BB	SO	SB	CS	E
04	New Jersey	NYP	.361	9	36	8	13	3	0	3	6	0	0	0	3	2	1	0	1
	Peoria	Mid	.268	62	231	34	62	20	1	5	30	0	1	6	29	21	2	4	10
05	Quad Cities	Mid	.313	61	227	27	71	15	1	2	28	1	3	4	21	14	5	1	6
	Palm Beach	FSL	.257	63	226	23	58	10	1	0	19	5	2	0	32	26	11	5	10
Minor League Totals			.283	195	720	92	204	48	3	10	83	6	6	10	85	63	19	10	27


SUMMARY

2005 Season:

- Split season between Quad Cities (A) and Palm Beach (High-A)
- Hit .324 with 22 RBI's against right-handers while with Quad Cities
- Played second base in all 61 games with the Swing
- Hit .324 during the first two months of the season and had an average as high as .352 at one point
- Ranked as high as third in the Midwest League in hitting at various times
- Played in 62 of 63 games at second base for Palm Beach
- Hit just .139 (5-36) in his first 10 games with PB
- Broke out of his slump with a 10-game hitting streak from 7/6-18
- Drew 27 walks in the final three months of the season
- Batted .320 in the Florida State League playoffs, fifth highest in the league
- Hit the game-winning home run with two outs in the top of the 10th inning of the FSL championship game.....the homer was his first with Palm Beach

Jesse Hoorelbeke • 1B

Height: 6-3 Weight: 225 Bats: R Throws: R
 Born: October 13, 1977 Opening Day Age: 28
 Birthplace: Torrance, CA Resides: Hansen, ID
 School: University of Louisiana-Monroe
 How Obtained: Signed by the Cardinals as a free agent in 2006 (originally signed as a nondrafted free agent by the Dodgers in 2002)



CAREER BATTING RECORD


YR	CLUB	LG	AVG	G	AB	R	H	2B	3B	HR	RBI	SH	SF	HP	BB	SO	SB	CS	E
02	Great Falls	Pio	.309	47	152	29	47	8	0	8	34	1	3	3	17	37	0	0	4
03	South Georgia	SAL	.326	52	190	35	62	11	0	12	39	0	1	3	22	44	4	1	4
	Vero Beach	FSL	.280	57	200	27	56	6	0	10	29	1	0	3	11	43	1	3	3
04	Jacksonville	Sou	.193	29	83	10	16	7	0	4	15	0	0	2	14	31	0	1	3
	Vero Beach	FSL	.217	65	207	32	45	6	0	13	39	0	2	4	23	74	3	1	7
05	San Antonio	Tex	.249	119	450	62	112	25	0	22	81	0	1	5	47	156	2	0	8
Minor League Totals			.264	369	1282	195	338	63	0	69	237	2	7	20	134	385	10	6	29

2005 Season:

- Played 119 games for San Antonio of the Texas League in his first and only year in the Seattle system
- Had 156 strikeouts, most in the Texas League
- His 22 home runs were third most in the league, also tying his career high
- Had a team-high 81 RBI's, fifth most in the Texas League
- Batted .266 with 23 RBI's in the month of August
- Hit .263 in the postseason (five games) with 10 strikeouts

Milko Jaramillo • SS

Height: 5-11 Weight: 165 Bats: S Throws: R
 Born: January 21, 1980 Opening Day Age: 26
 Birthplace: Caracas, Venez. Resides: Caracas, Venez.
 How Obtained: Selected from the Los Angeles Dodgers in the AAA portion of the 2001 Rule 5 draft (originally signed as a nondrafted free agent by the Dodgers in 1996)

**CAREER BATTING RECORD**


YR	CLUB	LG	AVG	G	AB	R	H	2B	3B	HR	RBI	SH	SF	HP	BB	SO	SB	CS	E
97	DSL Dodgers	DSL	.327	45	110	22	36	4	1	3	17	6	2	1	19	17	8	9	NA
98	Great Falls	Pio	.277	63	249	30	69	10	1	4	29	5	2	0	14	44	7	6	19
99	Vero Beach	FSL	.203	99	320	26	65	4	1	1	31	10	1	8	14	67	15	5	28
00	San Bernardino	Cal	.190	34	105	11	20	0	1	0	6	6	1	2	8	24	4	1	12
	Yakima	NW	.216	10	37	3	8	1	0	0	1	2	0	1	4	12	4	0	6
	Great Falls	Pio	.250	41	144	25	36	3	1	0	16	6	1	2	26	23	13	4	7
01	Vero Beach	FSL	.183	50	153	15	28	2	2	1	5	5	0	1	4	25	1	0	8
	GCL Dodgers	GCL	.250	3	8	2	2	0	1	0	1	0	0	1	1	0	0	0	1
02	Potomac	Car	.241	109	374	43	90	17	1	2	30	4	2	5	28	63	5	2	26
03	Palm Beach	FSL	.190	35	121	11	23	4	1	0	5	1	0	1	10	24	0	1	7
	Peoria	Mid	.228	96	329	37	75	10	3	3	16	11	0	9	18	53	7	6	18
04	Peoria	Mid	.274	22	62	7	17	3	1	0	8	0	0	0	8	10	1	1	4
	Palm Beach	FSL	.283	15	53	7	15	1	0	1	11	1	0	1	2	7	1	2	4
	Tennessee	Sou	.223	69	184	22	41	3	0	5	29	4	1	0	20	37	1	1	10
05	Springfield	Tex	.234	59	175	16	41	13	0	1	7	2	0	1	8	37	1	1	7
	Memphis	PCL	.395	20	38	5	15	1	0	0	2	0	0	1	3	6	0	1	2
Minor League Totals			.236	770	2462	282	581	76	14	21	214	63	10	34	187	449	68	40	159

SUMMARY**2005 Season:**

- Played in 55 of 59 games at shortstop with Springfield
- Batted .274 in the month of April and .212 in the remaining 40 games at the Double-A level
- Hit his first and only home run of the season on 6/27 against Corpus Christi
- Was transferred to Memphis (AAA) on 7/22
- Hit .448 against right-handed pitchers while with the Redbirds

Gabe Johnson • C

Height: 6-1 Weight: 195 Bats: R Throws: R
 Born: September 21, 1979 Opening Day Age: 26
 Birthplace: Pearisburg, VA Resides: Jupiter, FL
 School: Atlantic Community High
 How Obtained: Cardinals' 3rd round selection in the 1998 draft



CAREER BATTING RECORD

YR	CLUB	LG	AVG	G	AB	R	H	2B	3B	HR	RBI	SH	SF	HP	BB	SO	SB	CS	E
98	Johnson City	Appy	.251	57	187	30	47	11	3	9	32	0	1	4	20	71	3	1	6
99	New Jersey	NYP	.194	35	124	12	24	5	2	5	14	1	1	1	9	49	1	1	1
00	Peoria	Mid	.157	58	197	20	31	8	0	4	22	4	1	4	13	91	1	2	13
01	Potomac	Car	.189	86	281	24	53	14	0	4	22	1	3	3	21	113	2	3	26
	Peoria	Mid	.224	36	134	17	30	10	4	2	17	0	2	2	16	49	1	1	16
02	Peoria	Mid	.248	134	516	76	128	32	0	26	93	0	3	2	57	153	6	6	29
03	Palm Beach	FSL	.213	107	385	50	82	12	3	8	40	3	5	3	52	104	5	3	22
04	Tennessee	Sou	.267	127	450	64	120	27	0	18	66	1	7	6	43	118	7	1	20
05	Springfield	Tex	.251	51	183	15	46	6	0	7	31	2	2	5	19	53	0	0	8
Minor League Totals			.228	691	2457	308	561	125	12	83	337	12	25	30	250	801	26	18	141

SUMMARY


2005 Season:

- Hit .346 in nine games with Springfield before suffering a fractured right kneecap at Wichita on 4/17
- Was 3-3 with an RBI in the game he was injured
- Taken off the DL 7/22, batting .236 for the remaining 42 games
- After catching in all nine games prior to his injury, caught only one inning after the injury, playing 40 games at first base
- Hit .295 on the road and .205 at home
- Had a .444 batting average with the bases loaded
- Batted .275 with 24 RBI's with runners in scoring position
- Participated in the Arizona Fall League last October where he appeared in 13 of 14 games at catcher
- Hit .154 (6-39) with six RBI's for the Surprise Scorpions in the AFL

Josh Kinney • RHP

Height: 6-1 Weight: 195 Bats: R Throws: R
 Born: March 31, 1979 Opening Day Age: 27
 Birthplace: Coudersport, PA Resides: Port Allegheny, PA
 School: Quincy College

How Obtained: Contract purchased by the Cardinals from River City Rascals (Frontier League) on 6/15/01 (originally signed by the independent River City of the Frontier League in 2001)



CAREER PITCHING RECORD


YR	CLUB	LG	W-L	ERA	G	GS	CG	SHO	SV	IP	H	R	ER	HR	HB	BB	SO	WP	BK
01	River City	Fron	1-0	1.71	3	3	0	0	0	21.0	18	7	4	1	2	7	18	0	0
	New Jersey	NYP	2-0	0.00	3	0	0	0	0	5.2	2	0	0	0	0	0	5	0	0
	Peoria	Mid	1-4	4.39	27	0	0	0	0	41.0	47	24	20	1	7	15	35	4	1
02	Potomac	Car	1-3	2.29	44	0	0	0	7	55.0	52	21	14	2	3	23	42	6	0
03	Palm Beach	FSL	3-0	1.52	31	0	0	0	3	41.1	38	7	7	0	0	10	35	5	0
	Tennessee	Sou	2-1	0.68	29	0	0	0	2	39.2	19	4	3	2	0	12	48	1	0
04	Tennessee	Sou	3-8	5.50	50	0	0	0	4	55.2	67	40	34	6	3	34	48	6	0
	Palm Beach	FSL	0-1	4.32	7	0	0	0	0	8.1	8	6	4	1	1	6	12	0	0
05	Springfield	Tex	5-2	1.29	32	0	0	0	11	42.0	28	9	6	2	0	12	42	1	0
	Memphis	PCL	1-2	7.36	26	0	0	0	0	25.2	40	21	21	4	2	19	25	4	0
Minor League Totals			13-17	2.89	194	3	0	0	16	267.2	251	109	86	13	16	107	243	22	1

SUMMARY

2005 Season:

- His 1.29 ERA with Springfield was lowest on the staff
- Had a 0.69 ERA with six saves in the month of April
- Held Texas League opponents to a .195 batting average
- Earned Texas League Pitcher of the Week honors for the week of 4/25 to 5/1....during that week, he went 2-0 with one save in a total of three games (5 IP), allowing no runs on four hits with three strikeouts
- Earned a promotion to Memphis (AAA) on 5/22
- Allowed 21 runs in 26 games with the Redbirds
- Was sent back to Springfield on 7/24
- Didn't allow a run in his final nine games of the season

Chris Lambert • RHP



Height: 6-1 Weight: 205 Bats: R Throws: R
 Born: March 8, 1983 Opening Day Age: 23
 Birthplace: Dalton, GA Resides: Manchester, NH
 School: Boston College
 How Obtained: Cardinals' 1st round selection (19th overall) in the 2004 draft

CAREER PITCHING RECORD

YR	CLUB	LG	W-L	ERA	G	GS	CG	SHO	SV	IP	H	R	ER	HR	HB	BB	SO	WP	BK
04	Peoria	Mid	1-1	2.58	9	9	0	0	0	38.1	31	15	11	2	1	24	46	2	0
05	Palm Beach	FSL	7-1	2.63	10	10	0	0	0	54.2	53	20	16	4	5	15	46	6	1
	Springfield	Tex	3-8	6.35	18	18	0	0	0	85.0	97	69	60	10	10	48	69	7	3
Minor League Totals			11-10	4.40	37	37	0	0	0	178.0	181	104	87	16	16	87	161	15	4


SUMMARY

2005 Season:

- Split time between Palm Beach (A) and Springfield (AA) in 2005
- Went 7-1 with a 2.63 ERA for Palm Beach, receiving the win in five straight decisions
- Had a 3-0 record with a 1.26 ERA in home games for Palm Beach
- Was selected to the Florida State League All-Star Game before his promotion to Springfield
- Participated in the 2005 Futures All-Star Game held in Detroit, throwing 0.2 inning of scoreless relief
- Received his first Double-A win in his sixth start for Springfield on 7/7 against Tulsa, allowing just three hits over seven innings....he was 0-2 previous to that
- Struck out nine batters on 7/7, a personal season high and team best
- Went 0-3 with a 8.93 ERA in nine road starts
- Was 1-5 with a 10.54 ERA in his last seven starts
- Walked at least one batter in every start, with a total of 48 in 18 games
- Pitched past the fifth inning in only seven of his 18 starts
- Had a 9.17 ERA in the first inning, allowing 18 earned runs
- Participated in the Arizona Fall League, going 0-1 with a 6.75 ERA in 17.1 innings for the Surprise Scorpions
- Pitched in the opening game of the regional Olympic qualifier for Team USA, throwing five shutout innings in the win....at one point retired 11 consecutive batters and finished the day with nine strikeouts
- Ranked as the organization's fourth-best prospect for 2006 by *Baseball America*

Rayner Laya • SS

Height: 5-10 Weight: 150 Bats: R Throws: R
 Born: September 30, 1980 Opening Day Age: 25
 Birthplace: La Sabana, Venezuela Resides: La Sabana, Venezuela
 How Obtained: Selected by the Cardinals from the Montreal Expos in the AAA phase of the Rule 5 draft on 12/15/03 (originally signed as a nondrafted free agent by the Braves in 1998)



CAREER BATTING RECORD

YR	CLUB	LG	AVG	G	AB	R	H	2B	3B	HR	RBI	SH	SF	HP	BB	SO	SB	CS	E
98	VSL Braves	VSL	.182	6	11	1	2	2	0	0	1	0	0	0	0	0	1	0	NA
99	VSL Braves	VSL	.308	52	172	35	53	6	2	0	23	2	2	6	10	8	11	5	NA
00	VSL Braves	VSL	.331	45	160	42	53	11	3	2	26	2	1	1	23	8	15	7	NA
01							DID NOT PLAY												
02							DID NOT PLAY												
03	Tabasco	Mex	.323	92	378	50	122	9	4	0	26	3	2	2	31	32	25	13	23
04	Palm Beach	FSL	.251	101	387	64	97	9	3	0	30	4	7	3	39	34	41	19	25
05	Palm Beach	FSL	.255	75	267	29	68	9	1	1	26	5	1	1	13	21	10	4	8
	Springfield	Tex	.393	12	28	5	11	1	1	0	4	0	0	0	1	1	0	1	0
Minor League Totals			.295	296	1108	192	327	37	12	2	106	11	12	12	103	82	93	44	56


SUMMARY

2005 Season:

- Had a 10-game hitting streak from 6/24 to 7/12, batting .382 during that span for Palm Beach
- Spent time at shortstop (64 games), second base, and left field in Palm Beach
- Drove in 22 of his 26 RBI's against RHP's in High-A
- Was promoted to Springfield on 8/19 and played in 12 games to finish the season
- Recorded a hit in each of his first three Double-A games
- Went 4-4 with three runs and two RBI on 8/29 at Wichita
- Played winter ball for the La Guaira Tiburones, hitting .258 in 31 AB's

Randy Leek • LHP

Height: 6-0 Weight: 175 Bats: L Throws: L
 Born: April 18, 1977 Opening Day Age: 28
 Birthplace: Mineola, NY Resides: Levittown, NY
 School: William & Mary (VA)
 How Obtained: Signed by the Cardinals as a previously released free agent on 6/23/04 (originally selected by the Tigers in the 18th round of the 1999 draft)



CAREER PITCHING RECORD

YR	CLUB	LG	W-L	ERA	G	GS	CG	SHO	SV	IP	H	R	ER	HR	HB	BB	SO	WP	BK
99	Oneonta	NYP	6-3	1.56	21	3	1	0	1	63.1	58	16	11	0	2	9	66	2	0
00	Lakeland	FSL	3-6	3.41	20	20	2	0	0	126.2	122	60	48	9	5	25	97	3	0
	Toledo	IL	0-0	9.64	1	1	0	0	0	4.2	6	5	5	1	0	3	1	0	0
	Jacksonville	Sou	2-2	7.84	7	6	0	0	0	31.0	43	29	27	6	2	8	21	0	0
01	Erie	EL	11-7	3.86	29	27	4	1	1	179.1	190	87	77	24	9	27	123	2	0
	Toledo	IL	0-0	3.86	1	1	0	0	0	7.0	7	3	3	3	0	0	3	0	0
02	Sth Georgia	SAL	2-0	0.68	2	2	0	0	0	13.1	8	1	1	1	0	1	8	1	0
	Jacksonville	Sou	7-5	2.16	15	14	1	0	0	95.2	94	30	23	5	5	11	56	2	0
03							DID NOT PITCH DUE TO INJURY												
04	Jacksonville	Sou	2-3	4.32	9	9	0	0	0	50.0	52	26	24	8	2	5	22	0	1
	Tennessee	Sou	1-7	4.42	14	13	1	0	0	75.1	86	41	37	15	2	25	34	1	1
05	Springfield	Tex	15-7	3.83	28	27	3	2	0	185.2	190	85	79	29	6	29	102	2	0
	Memphis	PCL	0-1	1.50	1	1	0	0	0	6.0	1	1	1	0	0	0	2	0	0
Minor League Totals			49-41	3.61	148	124	12	3	2	838.0	862	384	336	101	33	143	535	13	2

SUMMARY


2005 Season:

- Led all Texas League pitchers with 185.2 innings pitched and was second in all minor league baseball
- Pitched into the seventh inning in 20 of his 27 starts
- Won a league-high 15 games
- Ranked ninth in the league with a 3.83 ERA
- Pitched three complete games with Springfield, two being shutouts
- His 29 home runs allowed were most in the Texas League....allowed a season-high four HR's to Wichita on 7/19
- Went 2-0 with a 1.96 ERA for the month of April
- In his only relief appearance (4/7), he allowed two earned runs in one inning of work

- Lost only one of 14 starts on the road
- Made one start for Memphis (AAA), allowing just one run over six innings in a loss at Colorado Springs on 8/9
- Won five of his last six starts with an ERA of 3.83
- His 102 strikeouts were tied for most on the team

Matt Lemanczyk . OF

Height: 6-2 Weight: 195 Bats: R Throws: R
 Born: October 5, 1980 Opening Day Age: 25
 Birthplace: Viejo, CA Resides: Rockville Center, NY
 School: Sacred Heart University
 How Obtained: Cardinals' 10th round selection in the 2002 draft



CAREER BATTING RECORD

YR	CLUB	LG	AVG	G	AB	R	H	2B	3B	HR	RBI	SH	SF	HP	BB	SO	SB	CS	E
02	Johnson City	Appy	.239	60	209	38	50	5	2	1	15	4	1	7	15	42	31	6	3
03	Peoria	Mid	.273	125	477	74	130	12	1	1	32	10	4	4	41	83	56	13	5
	Tennessee	Sou	.167	7	12	1	2	0	0	0	0	1	0	1	0	1	1	1	2
04	Palm Beach	FSL	.232	89	302	38	70	7	2	1	25	11	0	5	25	55	33	11	1
05	Quad Cities	Mid	.266	115	413	92	110	20	5	9	47	12	3	10	45	62	48	6	3
Minor League Totals			.256	396	1413	243	462	44	10	12	119	38	8	27	126	243	169	37	14


SUMMARY

2005 Season:

- Led all Cards minor leaguers with 48 stolen bases
- Played in 115 games with Quad Cities, third most on the team
- Ranked third in the Midwest League with 48 stolen bases and fourth with 92 runs scored
- Batted .318 with four home runs and 18 RBI's in the month of July
- Had a 17-game hitting streak from 7/11-29, batting .351 during that span
- Reached base in 28 consecutive games with an AB from 7/2 to 8/1
- Was hit by pitch 10 times in 413 AB's and walked once every 10.73 plate appearances
- Set a new career high in many categories, including home runs and RBI's
- Went 1-3 in his only game of the postseason

Brian Martin . OF

Height: 6-2 Weight: 224 Bats: R Throws: R
 Born: June 14, 1980 Opening Day Age: 25
 Birthplace: El Centro, CA Resides: El Centro, CA
 School: Central Union HS
 How Obtained: Signed by the Cardinals as a minor league free agent on 12/14/04 (originally selected by the Devil Rays in the 9th round of the 1998 draft)



CAREER BATTING RECORD

YR	CLUB	LG	AVG	G	AB	R	H	2B	3B	HR	RBI	SH	SF	HP	BB	SO	SB	CS	E
98	GCL Devil Rays	GCL	.255	46	153	24	39	11	0	4	24	2	0	6	18	57	0	2	5
99	Charleston	SAL	.172	40	145	9	25	1	2	3	13	0	1	1	9	70	1	2	2
	Hudson Valley	NYP	.195	70	262	34	51	7	6	5	27	2	2	5	40	107	12	5	1
00	Charleston	SAL	.197	87	279	36	55	14	4	3	27	0	2	11	32	104	3	0	6
01	Charleston	SAL	.232	131	456	42	106	22	3	8	44	0	3	10	35	150	7	15	8
02	Bakersfield	Cal	.223	112	327	45	73	12	3	9	40	1	0	11	24	87	7	3	3
03	Bakersfield	Cal	.276	129	478	73	132	26	4	11	65	1	3	14	35	147	19	3	4
04	Montgomery	Sou	.256	115	367	40	94	25	2	9	37	3	5	5	38	102	5	3	6
05	Palm Beach	FSL	.297	60	222	36	66	16	0	5	38	2	2	2	22	67	6	1	0
Minor League Totals			.238	790	2689	339	641	134	24	57	315	11	18	65	253	891	60	34	35


SUMMARY

2005 Season:

- ◆ Started the season hitting .400 with a home run and five RBI over nine games....spent next three months on the DL with a broken wrist
- ◆ In his return from the DL, served as the DH over the next 50 of 51 games (played one game in left)
- ◆ In the month of July, hit .348 with 24 RBI over 24 games
- ◆ Hit .371 against left-handed pitchers
- ◆ Had a five-RBI game on 7/23 against Jupiter, going 2-4 with two home runs
- ◆ Batted .314 with runners in scoring position
- ◆ Hit .286 (8-28) in the playoffs with two home runs and 10 RBI

Joe Mather • OF

Height: 6-4 Weight: 195 Bats: R Throws: R
 Born: July 23, 1982 Opening Day Age: 23
 Birthplace: Sand Point, ID Resides: Phoenix, AZ
 School: Mount Point HS
 How Obtained: Cardinals' 3rd round selection in the 2001 draft



CAREER BATTING RECORD

YR	CLUB	LG	AVG	G	AB	R	H	2B	3B	HR	RBI	SH	SF	HP	BB	SO	SB	CS	E	
01	Johnson City	Appy	.248	45	165	25	41	3	0	5	21	1	2	3	7	60	2	2	8	
02	Johnson City	Appy	.232	62	224	29	52	15	2	8	39	0	2	3	27	57	9	1	20	
03	New Jersey	NYP	.230	65	196	23	45	12	1	2	22	3	0	6	18	38	4	4	3	
04	Peoria	Mid	.253	65	241	34	61	18	2	7	31	0	0	5	24	70	3	3	7	
	New Jersey	NYP	.125	3	8	0	1	0	0	0	0	0	0	0	0	2	2	0	1	
05	Quad Cities	Mid	.220	54	209	30	46	15	2	9	33	0	2	3	20	49	0	0	4	
	Palm Beach	FSL	.275	57	200	37	55	12	2	8	27	3	1	9	12	39	4	0	4	
Minor League Totals				.242	351	1243	178	301	75	9	39	173	7	7	29	108	315	24	10	47


SUMMARY

2005 Season:

- ◆ Split season between Quad Cities (A) and Palm Beach (High-A)
- ◆ Started first month of season hitting .302 with three homers and 10 RBI's with the Swing
- ◆ Batted .294 against left-handed pitchers compared to .196 against righties with Quad Cities
- ◆ With Palm Beach, he had a nine-game hitting streak from 7/17-28, batting .343 in that time
- ◆ Went 2-4 with two homers and three RBI's on 6/29 at Vero Beach
- ◆ Went 0-16 with four walks and eight strikeouts in seven playoff games

Mike McCoy • INF

Height: 5-9 Weight: 175 Bats: R Throws: R
 Born: April 2, 1981 Opening Day Age: 25
 Birthplace: San Diego, CA Resides: El Cajon, CA
 School: University of San Diego
 How Obtained: Cardinals' 34th round selection in the 2002 draft



CAREER BATTING RECORD


YR	CLUB	LG	AVG	G	AB	R	H	2B	3B	HR	RBI	SH	SF	HP	BB	SO	SB	CS	E	
02	Johnson City	Appy	.312	50	154	46	48	9	1	4	22	2	1	3	42	23	18	7	15	
03	Peoria	Mid	.252	131	464	67	117	16	5	5	46	10	3	16	51	77	24	10	25	
04	Peoria	Mid	.216	55	194	26	42	8	3	2	17	8	2	3	24	35	9	3	13	
	Palm Beach	FSL	.301	61	176	34	53	12	1	2	23	2	1	5	31	32	7	4	11	
	Tennessee	Sou	.000	3	6	0	0	0	0	0	0	0	0	0	0	3	0	0	0	
05	Palm Beach	FSL	.270	86	282	47	76	13	2	1	27	8	3	3	36	56	18	3	13	
	Springfield	Tex	.143	5	14	1	2	0	0	0	1	0	1	1	0	5	0	0	0	
Minor League Totals				.262	391	1290	221	338	58	12	14	136	30	11	31	184	231	76	27	77

SUMMARY**2005 Season:**

- Played at every position except first base and catcher
- Batted in every spot of the lineup with Palm Beach
- Pitched one inning of relief on 6/10, allowing one run on two hits
- Received a five-game call-up to Springfield (AA) on 6/14, going 2-14 with an RBI
- Slammed his only home run of the season against Jupiter on 7/3, a two-run homer to left field
- Went 1-1 with four walks on 8/18 at St. Lucie...the four walks tied a career high

Mark Michael • RHP

Height: 6-4 Weight: 215 Bats: R Throws: R
 Born: August 25, 1982 Opening Day Age: 23
 Birthplace: Woodbury, NJ Resides: Gibbstown, NY
 School: University of Delaware
 How Obtained: Cardinals' 4th round selection in the 2003 draft

**CAREER PITCHING RECORD**


YR	CLUB	LG	W-L	ERA	G	GS	CG	SHO	SV	IP	H	R	ER	HR	HB	BB	SO	WP	BK
03	New Jersey	NYP	1-2	3.17	11	10	0	0	0	54.0	50	23	19	0	4	20	56	4	1
04	Peoria	Mid	6-6	3.36	20	20	1	0	0	120.2	117	59	45	9	19	39	95	23	0
05	Palm Beach	FSL	4-5	4.04	18	17	0	0	0	82.1	68	47	37	7	14	35	57	10	0
Minor League Totals			11-13	3.54	49	47	1	0	0	257.0	235	129	101	16	37	94	208	37	1

SUMMARY**2005 Season:**

- Started 17 of 18 games for Palm Beach (A), going 4-5 with a 4.09 ERA in his starts
- Started the season 2-3 with a 4.19 ERA over nine starts
- Suffered tendinitis in the biceps tendon of his throwing shoulder, putting him on the disabled list for two months
- Pitched one scoreless inning out of the bullpen in his return on 7/20
- Went 2-2 with a 3.89 ERA for the rest of the regular season
- He had a 2.91 ERA in home starts
- Had a 2.25 ERA against left-handers, holding them to a .170 batting average
- Was third in the Florida State League with strikeouts/9 IP a start (9.69)
- In his only playoff start, he allowed five runs over 5.1 innings, receiving a no-decision

Victor Moreno • RHP

Height: 6-0 Weight: 205 Bats: R Throws: R
 Born: June 10, 1979 Opening Day Age: 26
 Birthplace: Puerto Cabello, Venez. Resides: Puerto Cabello, Venez.
 How Obtained: Signed by the Cardinals as a free agent in October 2005
 (originally signed as nondrafted free agent by the Diamondbacks in 1997)



CAREER PITCHING RECORD

YR	CLUB	LG	W-L	ERA	G	GS	CG	SHO	SV	IP	H	R	ER	HR	HB	BB	SO	WP	BK
98	Arizona	DSL	4-6	3.75	15	7	0	0	2	50.1	45	29	21	5	4	19	53	4	1
99	Arizona	DSL	1-4	4.04	10	7	0	0	0	42.1	41	29	19	5	0	19	47	1	1
	Diamondbacks	Ariz	1-2	9.90	7	0	0	0	2	10.0	17	13	11	0	0	6	7	1	0
00	La Victoria	VSL	5-2	2.40	18	10	1	0	2	71.1	47	25	19	1	6	44	96	11	0
01	Phillies	Gulf	4-2	1.69	15	0	0	0	0	26.2	21	9	5	3	1	6	25	1	0
02	Batavia	NYP	3-3	3.71	17	0	0	0	5	26.2	19	14	11	3	2	21	34	2	1
	Lakewood	SAL	1-0	0.00	7	0	0	0	1	10.0	5	0	0	0	1	4	13	1	0
03	Ft. Myers	FSL	3-1	2.03	16	0	0	0	0	26.2	21	9	6	1	1	14	32	2	0
	New Britain	East	1-1	6.95	24	0	0	0	0	33.2	37	27	26	5	1	22	27	4	0
04	New Britain	East	7-2	2.27	33	5	0	0	2	75.1	56	20	19	4	1	42	86	5	0
	Rochester	Int	1-0	6.35	6	0	0	0	0	11.1	12	10	8	1	1	6	12	0	0
05	Sacramento	PCL	4-2	4.50	49	0	0	0	2	74.0	72	37	37	4	3	46	71	2	0
Minor League Totals			35-25	3.57	217	29	1	0	16	458.1	393	222	182	32	21	249	503	34	3


SUMMARY

2005 Season:

- ◆ Appeared in 12 games in May, allowing just three runs in 17.2 innings pitched for a 1.53 ERA
- ◆ All four home runs allowed came against right-handed batters
- ◆ His longest outing of the season was 6/3 against Tacoma, where he allowed one run on six hits in 3.2 innings, picking up the win
- ◆ Pitched one inning in the Pacific Coast League playoffs, allowing one run on two hits with a walk and strikeout

Jason Motte . C

Height: 6-0 Weight: 198 Bats: R Throws: R
 Born: June 22, 1982 Opening Day Age: 23
 Birthplace: Port Huron, MI Resides: Johnson City, TN
 School: Iona College
 How Obtained: Cardinals' 19th round selection in the 2003 draft



CAREER BATTING RECORD

YR	CLUB	LG	AVG	G	AB	R	H	2B	3B	HR	RBI	SH	SF	HP	BB	SO	SB	CS	E
03	Johnson City	Appy	.310	9	29	2	9	3	0	0	5	0	1	0	0	9	1	1	0
	Peoria	Mid	.203	48	133	8	27	1	0	0	10	4	1	0	10	44	1	1	4
04	Palm Beach	FSL	.174	108	287	22	50	5	0	1	24	13	2	1	6	94	1	2	8
	Memphis	PCL	.200	3	5	0	1	0	0	0	0	0	0	0	4	0	0	0	0
05	Palm Beach	FSL	.172	40	122	7	21	4	0	3	10	2	0	0	4	41	0	3	3
	Springfield	Tex	.333	1	3	1	1	4	0	3	1	0	0	0	1	1	0	0	0
Major League Totals			.188	209	579	40	109	13	0	4	50	19	4	1	21	193	4	4	15


SUMMARY

2005 Season:

- ◆ Led all Florida State League catchers, throwing out 16 of 31 baserunners for a 0.52%
- ◆ Hit .276 on the road and only .078 at home
- ◆ Only multi-hit game was 6/3 against Jupiter when he went 3-4
- ◆ Batted .240 with runners on base (50 AB's)
- ◆ Made a one-game appearance with Springfield on 4/24 at Tulsa....went 1-3 with an RBI
- ◆ Missed the final two months of the season with a broken right thumb

Dan Moylan • C

Height: 6-0 Weight: 190 Bats: L Throws: R
 Born: April 24, 1979 Opening Day Age: 26
 Birthplace: Keene, NH Resides: Keene, NH
 School: University of North Carolina-Chapel Hill
 How Obtained: Cardinals' 8th round selection in the 2000 draft



BIOS

CAREER BATTING RECORD

YR	CLUB	LG	AVG	G	AB	R	H	2B	3B	HR	RBI	SH	SF	HP	BB	SO	SB	CS	E
00	New Jersey	NYP	.274	56	168	20	46	6	0	0	14	0	2	4	42	28	8	8	9
01	New Jersey	NYP	.292	59	192	23	56	9	1	1	22	1	1	0	45	31	6	7	6
02	Potomac	Car	.284	66	215	34	61	3	0	3	33	2	1	3	46	35	3	1	5
03	Tennessee	Sou	.275	64	182	21	50	3	1	2	23	2	0	1	29	28	1	0	4
04	Tennessee	Sou	.288	104	316	39	91	16	0	2	38	1	1	5	48	54	1	1	7
05	Springfield	Tex	.210	65	195	29	41	8	1	2	18	1	0	0	35	34	1	3	7
	Memphis	PCL	.059	7	17	0	1	0	0	0	0	0	0	0	1	1	0	0	1
Minor League Totals			.269	421	1285	166	346	45	3	10	148	7	5	13	246	211	20	20	39


SUMMARY

2005 Season:

- Hit .229 at home and .186 on the road
- Hit .270 off left-handed pitchers (37 AB's)
- First home run of the season came 6/19 at Tulsa
- Received two call-ups to Memphis (AAA) during the season and batted .059 in seven total games
- Threw out 22 of 91 basestealers (0.24%)

Kevin Ool • LHP

Height: 5-11 Weight: 185 Bats: L Throws: L
 Born: January 4, 1981 Opening Day Age: 25
 Birthplace: Middletown, NY Resides: Middletown, NY
 School: Marist College



How Obtained: Acquired from the Boston Red Sox on 3/29/05 as part of a trade involving LHP Mike Myers (originally selected by the Red Sox in the 16th round of the 2003 draft)

CAREER PITCHING RECORD

YR	CLUB	LG	W-L	ERA	G	GS	CG	SHO	SV	IP	H	R	ER	HR	HB	BB	SO	WP	BK
03	Lowell	NYP	3-1	2.56	25	0	0	0	1	38.2	37	14	11	2	1	5	33	0	0
04	Augusta	SAL	3-2	4.76	27	0	0	0	1	45.1	56	28	24	3	0	11	36	4	0
	Sarasota	FSL	0-0	3.18	2	0	0	0	0	5.2	5	2	2	0	0	2	1	5	0
05	Quad Cities	Mid	9-2	2.15	30	0	0	0	3	37.2	25	10	9	1	3	8	22	5	0
	Palm Beach	FSL	1-0	1.37	12	0	0	0	0	19.2	16	5	3	0	0	3	17	1	1
	Springfield	Tex	1-0	6.63	14	0	0	0	0	19.0	26	16	14	1	0	8	13	3	0
Minor League Totals			17-5	3.42	110	0	0	0	5	166.0	165	75	63	7	4	37	126	13	1

SUMMARY


2005 Season:

- Spent 2005 season at three different levels in the Cardinals organization
- His nine wins with Quad Cities was most among relievers and tied for first overall
- Allowed no runs to left-handed hitters during his time with Quad Cities and Palm Beach, a total of 19.0 innings pitched
- Appeared in five straight games from 5/8-15 where he either picked up a win or save
- Was the Topps Player of the Month for May in the Midwest League.....went 6-0 with 2 saves and an ERA of 2.76 in 13 appearances

- ♦ Was named a midseason and postseason Midwest League All-Star...missed the All-Star game due to his promotion to Palm Beach
- ♦ Appeared in 12 games with Palm Beach between 6/20 and 7/23, going 1-0 with a 1.37 ERA
- ♦ Made his Double-A debut on 7/25 against Arkansas, allowing two runs on five hits in one inning of work
- ♦ Texas League opponents batted .310 off him
- ♦ Allowed just two home runs in a total of 76.1 innings for the season
- ♦ Sixty-six percent of his contact outs were groundouts, making him the fifth highest groundball reliever in the system

Matt Pagnozzi · C

Height: 6-2 Weight: 205 Bats: R Throws: R
 Born: November 10, 1982 Opening Day Age: 23
 Birthplace: Miami, AZ Resides: Mesa, AZ
 School: Central Arizona Junior College
 How Obtained: Cardinals' 8th round selection in the 2003 draft



BIOS

CAREER BATTING RECORD

YR	CLUB	LG	AVG	G	AB	R	H	2B	3B	HR	RBI	SH	SF	HP	BB	SO	SB	CS	E	
03	New Jersey	NYP	.178	59	152	13	27	4	1	1	19	3	2	5	23	42	3	2	3	
04	Peoria	Mid	.209	74	215	29	45	10	1	0	14	4	0	5	15	54	4	1	3	
05	Palm Beach	FSL	.193	61	187	14	36	11	0	1	18	2	0	2	20	49	3	2	4	
	Springfield	Tex	.139	15	36	3	5	1	0	0	1	0	0	1	3	8	0	0	2	
Minor League Totals				.192	209	590	59	113	26	2	2	52	9	2	13	61	153	10	5	12


SUMMARY

2005 Season:

- ♦ Caught in 60 of 61 games for Palm Beach (made one appearance in left field)
- ♦ Went 4-4 against Jupiter in the first game of the season
- ♦ Hit his first home run of the season on 5/12 at Dunedin...it was his first homer since August of 2003
- ♦ Got a 15-game call-up to Springfield on 7/14 where he went 5-35 (.139)
- ♦ Transferred back to Palm Beach on 8/22 for the playoff run and batted .194 with four RBI's in the final weeks of the regular season
- ♦ Went 2-25 (.080) with two walks and an RBI in the Florida State League playoffs....also scored a run in the championship game against Lakeland

Jordan Pals · RHP

Height: 6-8 Weight: 205 Bats: R Throws: R
 Born: October 18, 1980 Opening Day Age: 25
 Birthplace: Springfield, IL Resides: Springfield, MO
 School: Eastern Illinois University
 How Obtained: Cardinals' 20th round selection in 2003 draft



CAREER PITCHING RECORD


YR	CLUB	LG	W-L	ERA	G	GS	CG	SHO	SV	IP	H	R	ER	HR	HB	BB	SO	WP	BK	
03	Johnson City	Apy	2-2	2.16	8	8	1	0	0	41.2	35	13	10	3	2	9	24	5	0	
	New Jersey	NYP	2-4	6.93	6	5	0	0	0	24.2	34	23	19	1	1	8	13	1	0	
04	Peoria	Mid	5-3	2.84	12	12	2	1	0	73.0	66	30	23	3	5	15	36	3	2	
	Palm Beach	FSL	5-1	2.69	11	11	1	1	0	60.1	60	22	18	1	2	19	43	3	0	
05	Springfield	Tex	7-11	3.83	27	27	0	0	0	159.2	162	87	68	16	3	41	102	3	1	
Minor League Totals				21-21	3.46	64	63	4	2	0	359.1	357	175	138	24	13	92	218	15	3

SUMMARY**2005 Season:**

- His 27 starts were tied for most on the team
- Didn't win his first game until 5/6 at Corpus Christi
- Held opponents to a .261 batting average, lowest among the teams starters
- Struck out 102 batters, tied for most on the team
- His 11 losses were tied for second most in the Texas League
- Allowed three earned runs or less in 21 of his 27 starts and less than three earned runs in 15 starts
- Offense scored less than three runs in 11 of his 27 starts, including two shutouts
- Was 5-1 with a 2.76 ERA at home and 2-10 with a 4.78 ERA on the road
- Went nine games from 4/26 to 6/8 without allowing a home run.....in his last 10 games, he allowed a total of 11 HR's
- Pitched a season-high eight innings with seven strikeouts and one earned run in a loss against Corpus Christi on 5/1
- Shortest outing of the season came 6/13 where he allowed nine runs (three earned) on eight hits in 2.2 innings at Arkansas
- Went eight straight starts without a win from 7/11 to 8/18
- Pitched into the sixth inning in 20 of his 27 starts
- Hit a two-run homer on 5/6 at Corpus Christi, becoming the first Springfield Cardinals pitcher to hit a home run in franchise history

Mike Parisi • RHP

Height: 5-11 Weight: 185 Bats: R Throws: R
 Born: April 18, 1983 Opening Day Age: 22
 Birthplace: Hagerstown, MD Resides: Lake Grove, NY
 School: Manhattan College
 How Obtained: Cardinals' 9th round selection in the 2004 draft

**CAREER PITCHING RECORD**


YR	CLUB	LG	W-L	ERA	G	GS	CG	SHO	SV	IP	H	R	ER	HR	HB	BB	SO	WP	BK
04	New Jersey	NYP	4-2	4.46	7	7	0	0	0	36.1	40	18	18	3	1	6	26	1	0
	Peoria	Mid	1-1	3.28	6	6	0	0	0	35.2	30	16	13	1	4	15	36	2	0
05	Quad Cities	Mid	5-5	4.08	14	14	0	0	0	86.0	98	42	39	5	4	25	66	2	2
	Palm Beach	FSL	5-6	3.23	13	13	1	0	0	78.0	79	31	28	6	4	22	63	3	0
Minor League Totals			15-14	3.74	40	40	1	0	0	236.0	247	107	98	15	13	68	191	8	2

SUMMARY**2005 Season:**

- Started the season with Quad Cities (A), going 5-5 with a 4.08 ERA in 14 starts
- Won four straight games with the Swing from 5/28 to 6/12, allowing a total of seven runs over 27 innings
- Received a promotion to Palm Beach (High-A) on 6/19
- Pitched a six-inning complete game 7/1 at Vero Beach, allowing two runs on four hits in the loss
- First win with Palm Beach came against Dunedin on 7/6...he allowed no runs on eight hits in seven innings of work
- Went 2-3 with a 2.61 ERA over six starts in the month of August
- Allowed just 47 walks in 164.0 innings pitched (2.58 per nine innings) between Quad Cities and Palm Beach
- Went 2-0 with a 2.57 ERA in the postseason....struck out 12 batters, tied for second most in the FSL play-offs

Tyler Parker • OF

Height: 6-3 Weight: 210 Bats: R Throws: R
 Born: May 13, 1981 Opening Day Age: 24
 Birthplace: Atlanta, GA Resides: Marietta, GA
 School: Georgia Tech
 How Obtained: Cardinals' 8th round selection in the 2002 draft



CAREER BATTING RECORD

YR	CLUB	LG	AVG	G	AB	R	H	2B	3B	HR	RBI	SH	SF	HP	BB	SO	SB	CS	E
02	New Jersey	NYP	.212	42	146	15	31	0	2	2	10	0	1	2	14	50	2	1	8
03	Peoria	Mid	.222	55	189	16	42	8	2	4	35	1	4	3	12	54	9	2	9
04	Peoria	Mid	.265	85	291	39	77	11	2	10	48	1	1	4	23	87	9	7	4
	Palm Beach	FSL	.111	2	9	1	1	0	0	0	2	0	0	0	0	4	0	0	1
05	Palm Beach	FSL	.268	93	325	46	87	20	3	9	54	2	0	5	36	102	15	3	3
	Springfield	Tex	.263	13	38	5	10	3	0	1	5	1	0	1	3	10	0	1	1
Minor League Totals			.250	292	1003	123	251	42	9	26	154	5	6	15	88	308	35	14	26


SUMMARY

2005 Season:

- ◆ Played at all three outfield positions for both Palm Beach and Springfield.
- ◆ His 15 stolen bases were third most for PB
- ◆ Committed only three errors in 93 games for a .978 fielding percentage
- ◆ Had 102 strikeouts, third most on the Palm Beach squad
- ◆ Set a new career high with six RBI's on 8/13 at Vero Beach, going 3-5 with a home run
- ◆ Was called up to Springfield in the final two weeks
- ◆ Got his first Double-A hit on 8/28 at Wichita...went 2-4 with a double and two RBI's
- ◆ Hit his first Double-A home run against Arkansas on 9/1, a solo shot to right field

Chris Patrick • 2B/3B

Height: 5-9 Weight: 180 Bats: R Throws: R
 Born: February 20, 1982 Opening Day Age: 24
 Birthplace: Fresno, CA Resides: Fresno, CA
 School: Fresno State University
 How Obtained: Cardinals 37th round selection in the 2004 draft



CAREER BATTING RECORD

YR	CLUB	LG	AVG	G	AB	R	H	2B	3B	HR	RBI	SH	SF	HP	BB	SO	SB	CS	E
04	New Jersey	NYP	.320	57	206	30	66	13	2	1	22	1	1	3	11	27	1	3	6
	Peoria	Mid	.308	7	26	7	8	2	0	1	6	1	1	2	2	2	0	0	4
05	Quad Cities	Mid	.307	79	251	43	77	18	0	7	50	2	5	6	28	34	2	0	6
Minor League Totals			.313	143	483	80	151	33	2	9	78	4	7	11	41	63	3	3	16


SUMMARY

2005 Season:

- ◆ His .307 batting average tied for 7th best among all Cards minor leaguers
- ◆ Set career highs in nearly every offensive category
- ◆ Hit over .350 in April, June, and July
- ◆ Stayed consistent at home and on the road, batting .306 and .307 respectively
- ◆ Recorded a five-RBI night on 5/5 at Lansing
- ◆ Hit two home runs on 8/20 against Peoria

Stuart Pomeranz • RHP

Height: 6-7 Weight: 220 Bats: R Throws: R
 Born: December 17, 1984 Opening Day Age: 21
 Birthplace: Dallas, TX Resides: Collierville, TN
 School: Houston HS
 How Obtained: Cardinals' 2nd round selection in the 2003 draft



BIOS

CAREER PITCHING RECORD

YR	CLUB	LG	W-L	ERA	G	GS	CG	SHO	SV	IP	H	R	ER	HR	HB	BB	SO	WP	BK
03	Johnson City	Appy	1-1	6.14	4	3	0	0	0	14.2	13	10	10	2	3	4	14	0	0
04	Peoria	Mid	12-4	3.55	17	17	0	0	0	101.1	95	59	40	10	8	25	88	6	1
05	Palm Beach	FSL	2-5	3.35	8	8	0	0	0	48.1	56	26	18	1	3	10	29	2	0
	Springfield	Tex	5-6	5.29	18	18	0	0	0	98.2	110	65	58	12	5	40	66	6	0
Minor League Totals			20-16	4.31	47	46	0	0	0	263.0	274	160	126	25	19	79	197	14	1


SUMMARY

2005 Season:

- Split season between Palm Beach (A) and Springfield (AA)
- Pitched at least five innings in every start with Palm Beach, never walking more than two batters a game
- Allowed only eight extra-base hits for PB, including just one homer
- Lost five straight decisions from 4/18 to 5/14....went 0-4 on the road
- Had a 1.80 ERA at home games in Palm Beach, a 5.01 ERA in road starts
- Earned a promotion to Springfield after going 1-2 with a 2.39 ERA in the month of May
- Received a no-decision in his first five starts with Springfield....his first Double-A win came 6/23 against San Antonio where he allowed two runs over seven innings
- Endured a four-game losing streak from 6/28 to 7/15, including a season-high seven runs allowed to Wichita on 7/4
- After a tough July, went 3-2 with a 3.00 ERA in the month of August, winning three of his final five starts
- In his final start of the season, pitched eight innings of work, tying his career high
- Listed as the Cardinals' tenth-best prospect for 2006 by *Baseball America*

Anthony Rawson • LHP

Height: 5-11 Weight: 180 Bats: L Throws: L
 Born: July 31, 1980 Opening Day Age: 25
 Birthplace: Kosciusko, MS Resides: Kosciusko, MS
 School: University of Southern Mississippi
 How Obtained: Cardinals' 42nd round selection in the 2001 draft



CAREER PITCHING RECORD

YR	CLUB	LG	W-L	ERA	G	GS	CG	SHO	SV	IP	H	R	ER	HR	HB	BB	SO	WP	BK
01	Johnson City	Appy	3-1	0.60	23	0	0	0	10	30.0	19	3	2	0	2	7	45	2	0
	New Jersey	NYP	0-0	3.00	3	0	0	0	0	3.0	3	1	1	0	0	2	3	0	0
02	Potomac	Car	1-4	3.63	48	0	0	0	0	52.0	46	28	21	4	5	31	47	5	0
03	Peoria	Mid	0-2	4.09	20	0	0	0	6	22.0	22	11	10	1	0	7	17	3	0
	Palm Beach	FSL	0-4	3.78	25	0	0	0	0	33.1	34	16	14	0	0	19	26	3	0
04	Palm Beach	FSL	0-2	2.16	53	0	0	0	5	75.0	55	23	18	1	2	23	44	9	0
	Memphis	PCL	1-0	0.00	3	0	0	0	0	3.0	0	0	0	0	0	1	1	0	0
05	Springfield	Tex	4-3	4.35	38	0	0	0	1	41.1	45	21	20	7	0	21	37	2	0
	Palm Beach	FSL	2-1	2.78	18	0	0	0	0	22.2	24	8	7	2	2	4	19	1	0
Minor League Totals			11-17	2.96	231	0	0	0	22	282.1	248	111	93	15	11	115	239	25	0


SUMMARY

2005 Season:

- Held a 2.70 ERA on the road and a 5.91 ERA at home for Springfield
- Had a 2.31 ERA with runners in scoring position
- His 38 appearances with Springfield were second most on the team
- Was transferred to Palm Beach on 7/24
- Held righthanders to a 1.50 ERA with Palm Beach
- Appeared in 56 games in 2005, tying his career high set in 2004 with Palm Beach and Memphis
- Pitched three innings of work in the playoffs, allowing one hit, one walk and two strikeouts

Juan Richardson • 3B

Height: 6-1 Weight: 215 Bats: R Throws: R
 Born: January 27, 1979 Opening Day Age: 27
 Birthplace: Bani, DR Resides: Bani, DR
 How Obtained: Signed by the Cardinals as a free agent in 2005 (originally signed by the Phillies as an free agent in 1998)



BIOS

CAREER BATTING RECORD

YR	CLUB	LG	AVG	G	AB	R	H	2B	3B	HR	RBI	SH	SF	HP	BB	SO	SB	CS	E
99	Phillies	Gulf	.226	46	164	27	37	14	0	5	23	1	3	5	11	46	7	6	9
	Piedmont	SAL	.167	4	12	0	2	1	0	0	2	1	0	0	1	5	0	0	0
	Batavia	NYP	.125	7	24	1	3	0	0	1	2	0	0	1	2	8	0	1	4
00	Piedmont	SAL	.242	43	149	19	36	11	0	2	15	0	0	2	17	43	0	1	11
	Batavia	NYP	.154	10	39	0	6	2	0	0	2	0	0	0	3	15	0	0	2
01	Lakewood	SAL	.240	137	505	68	121	31	2	22	83	1	5	15	51	147	7	9	26
02	Clearwater	FSL	.257	122	456	52	117	21	2	18	83	0	2	14	44	122	0	6	21
03	Reading	East	.270	65	248	37	67	9	0	15	34	2	2	5	17	69	2	1	16
04	Clearwater	FSL	.220	43	159	9	35	7	0	4	12	0	0	0	5	44	0	2	0
	Reading	East	.282	18	71	10	20	1	0	5	13	0	1	1	1	16	0	1	5
05	Reading	East	.249	122	385	51	96	15	1	15	51	0	2	4	34	108	0	4	19
Minor League Totals			.244	617	2212	274	540	112	5	87	320	5	15	47	186	623	16	31	113


SUMMARY

2005 Season:

- Played mostly at third base but also spent time at first and DH
- Hit 11 of his 15 homers at home
- Hit a home run in back-to-back games on 6/15-16 against New Britain
- Had three multi-homer games
- Went 4-4 with four RBI's and three runs scored on 7/27 against Bowie
- Batted .347 with 14 RBI's for the month of July
- Was 0-4 in stolen base attempts

Chris Russ • RHP

Height: 5-11 Weight: 185 Bats: R Throws: R
 Born: March 27, 1979 Opening Day Age: 27
 Birthplace: Kerrville, TX Resides: Comfort, TX
 School: Texas A&M University
 How Obtained: Contract purchased from the Edinburg club of the Central League on 9/23/03 (originally selected by the Yankees in the 12th round of the 2001 draft)




YR	CLUB	LG	W-L	ERA	G	GS	CG	SHO	SV	IP	H	R	ER	HR	HB	BB	SO	WP	BK		
01	Staten Island	NYP	1-2	1.88	20	0	0	0	12	24.0	15	7	5	1	0	4	21	0	0		
02	Greensboro	SAL	1-4	5.65	24	0	0	0	4	28.2	33	24	18	2	4	19	23	4	0		
	GCL Yankees	GCL	1-0	5.40	5	0	0	0	0	8.1	4	5	5	0	0	6	6	1	0		
	Staten Island	NYP	0-0	4.70	4	0	0	0	0	7.2	7	4	4	1	0	2	6	0	0		
03	Edinburg	Cent	8-4	2.25	43	0	0	0	17	52.0	30	16	13	3	1	22	42	1	0		
04	Palm Beach	FSL	0-0	0.00	7	0	0	0	5	8.0	4	0	0	0	1	2	2	1	0		
05	Palm Beach	FSL	2-3	5.35	29	0	0	0	0	37.0	44	29	22	1	2	11	19	3	1		
Minor League Totals					13-13	3.64	132	0	0	0	38	165.2	137	85	67	8	8	66	119	10	1

SUMMARY**2005 Season:**

- ◆ Started the season on the disabled list
- ◆ Appeared in nine straight games without allowing an earned run from 6/16 to 7/17
- ◆ Allowed just one home run in 29 games (37.0 IP)
- ◆ Made two appearances in the FSL playoffs, allowing two runs on seven hits for a 9.00 ERA

Brendan Ryan • SS

Height: 6-2 Weight: 195 Bats: R Throws: R
 Born: March 26, 1982 Opening Day Age: 24
 Birthplace: Los Angeles, CA Resides: Los Angeles, CA
 School: Lewis and Clark State College
 How Obtained: Cardinals' 7th round selection in the 2003 draft

**CAREER BATTING RECORD**


YR	CLUB	LG	AVG	G	AB	R	H	2B	3B	HR	RBI	SH	SF	HP	BB	SO	SB	CS	E
03	New Jersey	NYP	.311	53	193	20	60	14	4	0	13	1	2	3	14	25	11	3	14
04	Peoria	Mid	.322	105	426	72	137	21	4	2	59	9	9	4	24	42	30	7	31
05	Palm Beach	FSL	.303	49	188	29	57	17	0	1	16	4	0	0	15	20	8	1	17
	Springfield	Tex	.273	43	154	28	42	8	1	2	9	2	1	2	15	19	6	0	12
Minor League Totals			.308	250	961	149	296	60	9	5	97	16	12	9	68	106	55	11	74

SUMMARY**2005 Season:**

- ◆ Started the season with Palm Beach where he hit .359 in the month of April
- ◆ Had a 16-game hitting streak from 4/11 to 4/29, before finally going 0-4 against Brevard County on 4/30
- ◆ Had four hits, all four doubles, against St. Lucie 4/22
- ◆ Spent a month of the season on the DL with a strained left hamstring
- ◆ Returned from the DL on 6/14 and hit .281 over the next 23 games before being promoted to Springfield (AA)
- ◆ Made his Double-A debut 7/20 where he went 1-4 with a double
- ◆ Hit .333 at Hammons Field while only .200 on the road
- ◆ Hit his first Double-A home run on 8/1 at Tulsa
- ◆ Went 4-6, including a game-tying ninth inning home run, against Midland on 8/11
- ◆ Finished the season with an eight-game hitting streak, going 16-34 (.471)
- ◆ Was added to the Cardinals 40-man roster last November

Rich Scalamandre • RHP

Height: 5-11 Weight: 195 Bats: R Throws: R
 Born: August 20, 1980 Opening Day Age: 25
 Birthplace: Brooklyn, NY Resides: Brooklyn, NY
 School: Dominican College
 How Obtained: Cardinals' 23rd round selection in the 2002 draft



CAREER PITCHING RECORD

YR	CLUB	LG	W-L	ERA	G	GS	CG	SHO	SV	IP	H	R	ER	HR	HB	BB	SO	WP	BK
02	Johnson City	Appy	7-1	4.67	25	0	0	0	6	27.0	34	19	14	2	0	15	20	2	0
03	New Jersey	NYP	1-0	2.25	8	0	0	0	0	12.0	8	4	3	0	0	2	12	3	0
	Peoria	Mid	0-0	1.88	18	0	0	0	2	24.0	18	5	5	2	1	9	23	1	0
	Palm Beach	FSL	1-0	2.45	4	0	0	0	0	3.2	6	1	1	0	0	0	2	0	0
04	Peoria	Mid	0-0	0.00	5	0	0	0	1	8.2	3	0	0	0	0	0	11	1	0
	Palm Beach	FSL	3-2	4.08	40	0	0	0	0	46.1	41	22	21	2	1	26	48	10	0
05	Palm Beach	FSL	3-2	3.15	47	0	0	0	2	54.1	51	23	19	3	2	22	45	3	0
	Springfield	Tex	0-0	4.05	7	0	0	0	1	6.2	9	3	3	0	0	7	5	0	0
Minor League Totals			15-5	3.25	154	0	0	0	11	182.2	170	77	66	9	4	81	166	20	0


SUMMARY

2005 Season:

- His 47 appearances were second most among Palm Beach pitchers
- Held a 1.23 ERA in his first seven games, holding opponents to a .208 batting average....received a promotion to Springfield on 4/27
- In seven appearances with Springfield, he didn't allow a run in six of the seven games....all three runs allowed came against left-handed batters
- In the postseason, he had a 6.00 ERA in four appearances
- Played for the Surprise Scorpions in the Arizona Fall League and held a 1.76 ERA in 15.1 innings pitched over nine games

Andy Schutzenhofer • 1B

Height: 6-0 Weight: 195 Bats: L Throws: L
 Born: January 24, 1981 Opening Day Age: 25
 Birthplace: Belleville, IL Resides: Swansea, IL
 School: University of Illinois
 How Obtained: Signed by the Cardinals as a non-drafted free agent on 6/12/03



CAREER BATTING RECORD


YR	CLUB	LG	AVG	G	AB	R	H	2B	3B	HR	RBI	SH	SF	HP	BB	SO	SB	CS	E
03	Johnson City	Appy	.316	41	136	28	43	11	1	2	19	0	0	3	15	12	1	1	2
	Palm Beach	FSL	.326	13	46	11	15	3	1	0	10	0	0	0	11	5	0	0	1
04	Palm Beach	FSL	.292	121	373	65	109	15	2	3	56	2	8	11	51	36	3	2	9
05	Springfield	FSL	.269	63	193	25	52	9	0	2	17	2	2	8	15	28	2	1	2
	Palm Beach	Tex	.257	57	191	29	49	6	0	0	13	3	2	13	29	32	2	1	2
Minor League Totals			.301	175	555	104	167	29	4	5	85	2	8	14	77	53	4	3	16

2005 Season:

- ♦ Split season between Springfield (AA) and Palm Beach (A)
- ♦ Played first base the entire season except for one appearance in left field
- ♦ Hit .296 against right-handed pitchers in Springfield
- ♦ With Springfield, batted .318 with runners on base
- ♦ Was batting .387 in June (16 games) before being sent to Palm Beach on 6/23
- ♦ Batted .362 in his first 15 games with Palm Beach
- ♦ Appeared in all eight games of the postseason, batting .250 with six walks and four RBI's

Nick Stavinoha • OF

Height: 6-2 Weight: 225 Bats: R Throws: R
 Born: May 3, 1982 Opening Day Age: 23
 Birthplace: Houston, TX Resides: Houston, TX
 School: Louisiana State University
 How Obtained: Cardinals' 7th round pick in the 2005 draft

**CAREER BATTING RECORD**


YR	CLUB	LG	AVG	G	AB	R	H	2B	3B	HR	RBI	SH	SF	HP	BB	SO	SB	CS	E
05	Quad Cities	MWL	.344	65	250	54	86	9	2	14	53	0	4	2	23	25	4	0	1
Minor League Totals			.344	65	250	54	86	9	2	14	53	0	4	2	23	25	4	0	1

SUMMARY**2005 Season:**

- ♦ His .344 batting average led all Cardinals minor leaguers for the season
- ♦ Was the only 2005 draftee sent directly to Quad Cities
- ♦ Played 55 games in right field and seven at first...fielded his position well, committing just one error
- ♦ Had the fifth best strikeout per plate appearance ratio in the Cardinals' system, striking out once every 11 AB's
- ♦ Had a .363 average against right-handed pitchers and hit 13 of his HR's off them
- ♦ His first multi-homer game was 8/12 at Peoria when he went 3-4 with two homers....had two more multi-homer games before the end of the season
- ♦ Earned the Cardinals' Minor League Player of the Month honors for August, batting .361 with nine homers and 25 RBI's
- ♦ Went 1-7 with a HR in two MWL postseason games....his solo home run was one of only five Swing hits and one of only two runs scored by the Swing

Jaymie Torres • RHP

Height: 5-11 Weight: 195 Bats: R Throws: R
 Born: January 12, 1982 Opening Day Age: 24
 Birthplace: Riverside, CA Resides: Riverside, CA
 School: University of California Berkeley
 How Obtained: Signed by the Cardinals as a non-drafted free agent on 6/14/04.

**CAREER PITCHING RECORD**

YR	CLUB	LG	W-L	ERA	G	GS	CG	SHO	SV	IP	H	R	ER	HR	HB	BB	SO	WP	BK
04	New Jersey	NYP	2-1	1.65	13	0	0	0	0	27.1	22	6	5	0	4	9	21	3	0
	Peoria	Mid	1-0	5.60	8	0	0	0	0	17.2	27	14	11	1	1	7	10	1	0
05	Quad Cities	Mid	4-3	3.31	56	0	0	0	5	70.2	67	33	26	5	7	27	56	5	0
	Palm Beach	FSL	1-0	0.00	3	0	0	0	0	6.0	0	0	0	0	0	1	6	0	0
Minor League Totals			8-4	3.11	80	0	0	0	5	121.2	116	53	42	6	12	44	93	9	0

SUMMARY


2005 Season:

- ◆ Pitched in 56 games for Quad Cities, tied for most on the Swings roster and second most in the Midwest League
- ◆ Had a 0.61 ERA in the month of May, earning one win and one save over 14.2 innings
- ◆ Received a three-game call-up to Palm Beach at the end of the season

Sam Walton • LHP

Height: 6-5 Weight: 225 Bats: L Throws: L
 Born: December 1, 1978 Opening Day Age: 27
 Birthplace: New Hartford, NY Resides: Dallas, TX
 School: Samuel HS

How Obtained: Signed as a minor league free agent in 2005 (originally selected by the Mariners in the 7th round of the 1997 draft)



BIOS

CAREER PITCHING RECORD

YR	CLUB	LG	W-L	ERA	G	GS	CG	SHO	SV	IP	H	R	ER	HR	HB	BB	SO	WP	BK
97	Mariners	Ariz	1-3	5.84	13	12	0	0	0	49.1	54	49	32	1	5	46	46	19	3
98	Mariners	Ariz	3-6	6.44	13	11	0	0	0	50.1	55	51	36	1	2	45	52	22	2
99	Everett	NWST	3-3	4.94	14	14	0	0	0	62.0	55	39	34	7	2	60	59	16	0
00	Everett	NWST	2-0	1.44	7	6	0	0	0	31.1	27	6	5	1	0	10	39	4	0
01	Wisconsin	Mid	0-1	4.76	3	2	0	0	0	5.2	7	3	3	0	0	6	8	1	0
02																			
03																			
04	Bakersfield	Cal	2-5	3.93	23	10	0	0	2	73.1	62	45	32	3	6	38	82	12	1
05	Montgomery	Sou	0-1	6.32	10	1	0	0	0	15.2	15	11	11	0	1	14	13	7	0
05	Montgomery	Sou	0-0	6.57	13	0	0	0	0	24.2	31	19	18	6	1	15	22	6	0
Minor League Totals			11-19	4.93	96	56	0	0	2	312.1	306	223	171	19	17	234	321	87	6

SUMMARY


2005 Season:

- ◆ Spent season with Montgomery, the Double-A affiliate of the Tampa Bay Devil Rays
- ◆ Only pitched 24.2 innings before spending the rest of the season on the DL with shoulder problems
- ◆ Held a 3.38 ERA on the road and 9.00 ERA at home
- ◆ Had a 1.35 ERA against left-handed batters

Mark Worrell • RHP

Height: 6-1 Weight: 190 Bats: R Throws: R
 Born: March 8, 1983 Opening Day Age: 23
 Birthplace: Atlanta, GA Resides: Boynton Beach, FL
 School: Florida International University

How Obtained: Cardinals' 12th round selection in the 2004 draft




CAREER PITCHING RECORD

YR	CLUB	LG	W-L	ERA	G	GS	CG	SHO	SV	IP	H	R	ER	HR	HB	BB	SO	WP	BK
04	Johnson City	Appy	1-0	1.21	17	0	0	0	6	22.1	12	3	3	1	0	7	35	0	0
	Peoria	Mid	0-2	4.30	12	0	0	0	6	14.2	9	10	7	2	1	6	20	0	0
05	Palm Beach	FSL	2-3	2.25	53	0	0	0	35	56.0	38	20	14	6	4	19	53	6	0
Minor League Totals			3-5	2.32	82	0	0	0	47	93.0	59	33	24	9	5	32	108	6	0

2005 Season:

- ◆ Pitched in 53 games for Palm Beach, third most games in the Florida State League
- ◆ His 35 saves were most in the FSL and most ever by a Palm Beach reliever
- ◆ Fell three saves shy of the Florida State League record of 38 and one shy of the Cardinals minor league record of 36
- ◆ Captured the 2005 Relief Man of the Year for Minor League Baseball
- ◆ Held opponents to a .191 batting average
- ◆ Pitched the last 29.1 innings without allowing a homer, his last coming 6/3 in a loss to Jupiter
- ◆ Had a 2.18 ERA in the ninth inning
- ◆ His 52 games finished were most in the FSL
- ◆ Was 1-1 with a 2.70 ERA and three saves during the Florida State League playoffs....was the winning pitcher in Game 5 of the FSL Championship Series, allowing one run in 2.1 innings of work
- ◆ Pitched for Mazatlan of the Mexican Pacific League in winter ball, allowing one run in 11.2 innings over 13 appearances for a 0.77 ERA in the regular season.....he struck out 10 against just one walk and didn't allow a home run

Rico Washington • 3B



Height: 5-9 Weight: 204 Bats: L Throws: R
 Born: May 30, 1978 Opening Day Age: 27
 Birthplace: Milledgeville, GA Resides: Altoona, PA
 How Obtained: Signed by the Cardinals as a free agent in 2006 (originally selected by the Pirates in the 10th round of the 1997 draft)

CAREER BATTING RECORD

YR	CLUB	LG	AVG	G	AB	R	H	2B	3B	HR	RBI	SH	SF	HP	BB	SO	SB	CS	E
97	Pirates-Rookie		.245	28	98	12	24	6	0	1	11	0	1	4	4	13	1	0	18
98	Erie		.330	51	197	31	65	14	2	6	31	0	0	7	17	33	1	2	8
	Augusta	SAL	.300	12	50	12	15	2	1	2	12	0	1	2	7	9	2	0	0
99	Hickory	SAL	.355	76	287	70	102	15	1	13	50	0	6	8	48	45	5	1	9
	Lynchburg	Car	.283	57	205	31	58	7	0	7	32	1	2	4	30	45	4	1	10
00	Altoona	East	.258	135	503	74	130	22	7	8	59	9	4	5	55	74	4	9	28
01	Altoona	East	.302	75	291	31	88	17	0	4	29	1	0	5	21	49	5	5	14
02	Altoona	East	.223	112	359	53	80	11	3	8	34	3	1	12	60	66	3	4	14
03	Mobile	Sou	.244	111	402	60	98	19	2	14	60	0	4	9	44	73	2	2	16
	Portland	PCL	.224	17	58	11	13	2	1	3	10	0	1	1	10	14	0	1	3
04	Portland	PCL	.192	47	104	10	20	6	0	1	13	0	1	2	13	15	0	0	8
	Mobile	Sou	.291	68	244	36	71	12	1	9	45	1	3	2	33	42	0	2	9
05	Montgomery	Sou	.300	126	454	84	136	30	2	19	77	0	8	7	63	63	6	5	14
Minor League Totals			.287	373	1298	204	373	77	11	28	167	14	15	10	144	184	65	24	151

SUMMARY

2005 Season:

- ◆ Played 96 games at third base
- ◆ His 19 home runs were fifth most in the Southern League
- ◆ Had a team-high 77 RBI's
- ◆ Hit in at least 11 straight games twice, including a 20-game hitting streak from 6/1 to 6/22 where he batted .408 with 18 RBI's....it was the second longest hitting streak in the Southern League
- ◆ Batted .361 for the month of June, with five homers and 20 RBI's
- ◆ Was selected to the Southern League All-Star Team

2005 STATISTICS/RESULTS



2005 TEXAS LEAGUE STANDINGS

FIRST HALF	WON	LOST	PCT.	GB	MANAGER
<i>EAST DIVISION</i>					
Tulsa Drillers	43	27	.614	--	Tom Runnells
Springfield Cardinals	35	35	.500	8.0	Chris Maloney
Wichita Wranglers	35	35	.500	8.0	Frank White
Arkansas Travelers.....	34	36	.486	9.0	Tom Gamboa
<i>WEST DIVISION</i>					
Midland RockHounds	39	31	.557	--	Von Hayes
San Antonio Missions	38	32	.543	1.0	Dave Brundage
Frisco RoughRiders	29	41	.414	10.0	Darryl Kennedy
Corpus Christi Hooks	27	43	.386	12.0	Dave Clarke
SECOND HALF	WON	LOST	PCT.	GB	MANAGER
<i>EAST DIVISION</i>					
Arkansas Travelers.....	37	33	.529	--	Tom Gamboa
Springfield Cardinals	35	35	.500	2.0	Chris Maloney
Wichita Wranglers	33	37	.471	4.0	Frank White
Tulsa Drillers	32	38	.457	5.0	Tom Runnells
<i>WEST DIVISION</i>					
Midland RockHounds.....	39	31	.557	--	Von Hayes
San Antonio Missions	38	32	.543	1.0	Dave Brundage
Corpus Christi Hooks.....	37	33	.529	2.0	Dave Clarke
Frisco RoughRiders	29	41	.414	10.0	Darryl Kennedy

OVERALL STANDINGS

EAST DIVISION	MANAGER	WON	LOST	PCT	GB
Tulsa Drillers	Tom Runnells	75	65	.536	--
Arkansas Travelers	Tom Gamboa	71	69	.507	4.0
Springfield Cardinals	Chris Maloney	70	70	.500	5.0
Wichita Wranglers	Frank White	68	72	.486	7.0
WEST DIVISION					
Midland RockHounds	Von Hayes	78	62	.577	--
San Antonio Missions	Dave Brundage	76	64	.543	2.0
Corpus Christi Hooks	Dave Clarke	64	76	.457	14.0
Frisco RoughRiders	Darryl Kennedy	58	82	.414	20.0

ARKANSAS DEFEATS TULSA 3-0 IN EAST DIVISION FINALS
 MIDLAND DEFEATS SAN ANTONIO 3-2 IN WEST DIVISION FINALS
 MIDLAND DEFEATS ARKANSAS 3-1 IN TEXAS LEAGUE CHAMPIONSHIP

2005 CARDINALS GAME-BY-GAME

DATE	OPP.	W/L	SCORE	WINNER-LOSER-SAVE	REC.	TIME	ATTENDANCE	
							GAME	SEASON
4/7	@ ARK	L	6-5	Rouwenhorst-Cotton-Stertzbach	0-1	2:36	2,678	
4/8	@ ARK	L	4-1	Saunders-Blair-Stertzbach	0-2	2:38	3,140	
4/9	@ ARK	L	2-0	Santana-Alvarez-Rouwenhorst	0-3	2:06	3,261	
4/10	@ ARK	L	2-1	Davidson-Pals-Stertzbach	0-4	2:14	2,839	
4/12	TUL	W	2-1	Leek-Ramsey-Kinney	1-4	2:10	8,715	8,715
4/13	TUL	W	1-0	Cook-Parker, C.-Kinney	2-4	2:17	7,037	15,752
4/14	TUL	W	8-3	Blair-Parker, Z.	3-4	2:40	6,576	22,328
4/15	TUL	L (10)	5-4	Beckstead-Kinney-Serrano	3-5	3:02	8,014	30,342
4/16	TUL	L	11-4	Simpson-Pals-Beckstead	3-6	3:08	8,454	38,796
4/17	@ WIC	W	4-1	Leek-Middleton-Kinney	4-6	2:26	1,705	
4/18	@ WIC	W	9-6	Cotton-Burgos-Kinney	5-6	3:06	2,991	
4/19	@ WIC	L	6-5	Stodolka-Blair-Bayliss	5-7	2:39	1,004	
4/20	@ WIC	W	7-4	Alvarez-Lowery-Kinney	6-7	2:40	942	
4/21	@ WIC	L	15-6	McGill-Pals	6-8	3:04	4,583	
4/22	@ TUL	L	3-2	Beckstead-Cavazos	6-9	2:29	3,568	
4/23	@ TUL	L (14)	2-1	Arakawa-Wallace	6-10	4:08	6,180	
4/24	@ TUL	L	10-5	Parker Z.-Blair	6-11	3:03	4,281	
4/25	@ TUL	W	5-2	Alvarez-Randall-Kinney	7-11	2:39	2,013	
4/26	@ TUL	L	5-2	Young-Stocks-Serrano	7-12	2:40	3,054	
4/28	COR	W	2-1	Kinney-Hodge	8-12	2:19	6,309	45,105
4/29	COR	L	7-3	Hirsh-Cook	8-13	2:46	6,799	51,904
4/30	COR	L	9-3	MacRae-Cavazos	8-14	2:44	7,767	59,671
5/1	COR	W (10)	2-1	Kinney-Mansfield	9-14	2:40	6,665	66,336
5/2	SAN	L	8-0	Rowland-Smith-Blair-Cortez	9-15	2:58	5,819	72,155
5/3	SAN	W (11)	5-4	Kinney-Rall	10-15	2:49	6,139	78,294
5/4	SAN	W	5-4	Doyle-Fruto-Kinney	11-15	2:21	6,858	85,152
5/5	@ COR	L	2-1	McLemore-Alvarez-Peguero	11-16	2:32	6,765	
5/6	@ COR	W	6-4	Pals-Sampson-Kinney	12-16	2:53	7,299	
5/7	@ COR	W	9-8	Nussbeck-Hodge	13-16	3:24	8,205	
5/8	@ SAN	L	4-2	Rowland Smith-Leek-Green	13-17	2:31	2,187	
5/9	@ SAN	W	7-5	Axelson-Huber-Kinney	14-17	2:46	2,377	
5/10	@ SAN	W (12)	9-6	Rawson-Fruto	15-17	3:23	2,595	
5/11	@ SAN	L	4-1	Sandoval-Pals-Green	15-18	2:10	4,396	
5/13	WIC	L	7-5	Middleton-Blair-Sonnier	15-19	3:21	7,595	92,747
5/14	WIC	L	4-2	Ebert-Leek-Griffin	15-20	2:16	8,549	101,296
5/15	WIC	W	6-2	Cook-Bass	16-20	2:26	7,734	109,036
5/16	WIC	W	10-1	Alvarez-McGill	17-20	3:10	6,937	115,967
5/17	WIC	L (12)	10-6	Sonnier-Axelson	17-21	4:10	7,116	123,083
5/18	ARK	L	12-1	James-Blair	17-22	2:35	6,296	129,379
5/19	ARK	W	7-5	Leek-Bittner-Kinney	18-22	3:01	6,104	135,483
5/20	ARK	W	4-3	Kinney-Wilhite	19-22	2:25	7,772	143,258
5/21	ARK	L (12)	7-5	O'Sullivan-Ferrari-Wilhite	19-23	4:09	9,018	152,273
5/22	ARK	L	6-5	Olenberger-Rawson-Wilhite	19-24	3:03	7,323	159,596
5/23	@ MID	W	6-2	Leek-Bondurant	20-24	2:30	2,592	
5/24	@ MID	W	11-6	Rust-Obenchain	21-24	3:10	2,659	
5/25	@ MID	L	16-7	Dickinson-Cook	21-25	2:55	2,943	
5/26	@ FRI	L (10)	3-2	Dominguez-Rawson	21-26	2:15	7,013	
5/27	@ FRI	W	4-2	Pals-Lorenzo-Rust	22-26	2:30	10,189	
5/29*	@ FRI	W (7)	2-0	Leek-Wilson	23-26	2:00		
5/29	@ FRI	L (11)	7-6	Dominguez-Rust	23-27	2:55	7,557	
5/30	MID	W	4-3	Rawson-Brannon	24-27	2:42	7,706	167,301
5/31	MID	W	3-2	Rust-Fahrer	25-27	2:46	6,082	173,384
6/1	MID	L	5-2	Braden-Lambert-Santos	25-28	2:24	6,500	179,884
6/2	MID	W	5-3	Pals-Bondurant-Rust	26-28	2:42	6,167	186,053
6/3	FRI	W	4-3	Leek-Rodriguez-Rust	27-28	2:12	7,693	193,744
6/4	FRI	W	8-7	Eldred-Chavez	28-28	2:44	8,242	201,984
6/5	FRI	W	2-0	Cummings-Volquez-Rust	29-28	2:04	7,408	209,399
6/7	WIC	L	4-3	Middleton-Lambert-Bayliss	29-29	2:58	6,578	215,977
6/8	WIC	W (12)	7-6	Rawson-Hoelscher	30-29	3:56	6,251	222,222
6/9	WIC	L	4-2	Ebert-Leek-Bayliss	30-30	2:39	6,651	228,873
6/10	WIC	W	10-9	Ferrari-Bayliss	31-30	2:58	8,534	237,403
6/11	@ ARK	L	4-3	Stertzbach-Cook	31-31	2:35	3,265	
6/12	@ ARK	W	13-7	Alvarez-Olenberger	32-31	3:19	2,426	
6/13	@ ARK	L	10-3	Saunders-Pals	32-32	2:24	2,907	
6/14	@ ARK	W	11-4	Leek-Bittner	33-32	2:27	2,515	

DATE	OPP	W/L	SCORE	WINNER-LOSER-SAVE	REC.	TIME	ATTENDANCE	
							GAME	SEASON
6/15	@ ARK	W	9-8	Ferrari-Jones-Doyne	34-32	2:56	3,059	
6/16	@ TUL	L	5-1	Parker, Z.-Cummings	34-33	2:32	4,555	
6/17	@ TUL	L	6-3	Young-Cook-Bevis	34-34	2:50	6,943	
6/18	@ TUL	W	2-1	Rawson-Bevis-Doyne	35-34	2:36	8,627	
6/19	@ TUL	L (12)	5-4	Beckstead-Ferrari	35-35	3:42	4,605	
6/23	SAN	W	7-2	Pomeranz-Huber	36-35	2:20	8,013	245,421
6/24	SAN	L	9-5	Livingston-Cummings	36-36	3:04	8,779	254,200
6/25	SAN	L	3-2	Sandoval-Ferrari-Fruto	36-37	2:53	8,331	262,531
6/26	SAN	L	7-5	Oldham-Leek-Cortez	36-38	3:21	7,803	270,334
6/27	COR	W	7-3	Pals-MacRae-Doyne	37-38	2:19	6,427	276,761
6/28	COR	L	8-3	Barzilla-Pomeranz-Rijo	37-39	2:55	6,480	283,241
6/29	COR	W	6-3	Cummings-Sampson-Doyne	38-39	3:01	8,236	291,477
7/1	@ WIC	L	7-6	Markray-Mears	38-40	2:47	2,523	
7/2	@ WIC	W	7-4	Leek-Middleton-Doyne	39-40	2:37	3,364	
7/4	@ WIC	L	7-6	Stodolka-Pomeranz-Markray	39-41	3:03	6,072	
7/5	@ WIC	L	6-4	Bass-Cummings-Hoelscher	39-42	2:36	1,367	
7/6	TUL	W	9-2	Pals-Parker Z.	40-42	2:34	6,831	298,308
7/7	TUL	W	4-2	Lambert-Asahina-Doyne	41-42	2:39	7,662	305,970
7/8	TUL	W	4-3	Leek-Jimenez-Rawson	42-42	2:33	8,390	314,360
7/9	TUL	L	1-0	Ulloa-Pomeranz-Bevis	42-43	2:23	8,994	323,354
7/10	TUL	W	12-5	Cook J.-Cook A.	43-43	2:48	8,055	331,409
7/11	@ COR	L	1-0	Hirsh-Pals	43-44	2:18	7,058	
7/12	@ COR	W	6-3	Alvarez-Merchant-Doyne	44-44	2:52	6,936	
7/13	@ COR	W	4-2	Leek-McClaskey-Doyne	45-44	2:35	6,920	
7/14	@ COR	L	3-2	Peguero-Rawson	45-45	3:07	7,301	
7/15	@ SAN	L	13-3	Key-Pomeranz	45-46	3:13	5,579	
7/16	@ SAN	W	5-4	Cummings-Sandoval-Doyne	46-46	3:08	4,519	
7/17	@ SAN	L	6-2	Oldham-Pals	46-47	2:21	2,782	
7/19	WIC	L	8-2	Baerlocher-Leek	46-48	2:39	7,539	338,948
7/20	WIC	L	5-2	Middleton-Lambert-Bayliss	46-49	2:54	7,073	346,021
7/21	WIC	W	6-4	Pomeranz-Markray-Doyne	47-49	2:57	7,743	353,764
7/22	WIC	W	5-3	Cummings-Griffin-Doyne	48-49	2:37	7,986	361,750
7/23	WIC	L	8-5	Bass-Mears-Armitage	48-50	3:12	8,156	369,906
7/24	ARK	L	6-1	Olenberger-Leek	48-51	2:44	7,690	377,596
7/25	ARK	W	13-7	Lambert-Davidson-Doyne	49-51	3:00	7,798	385,394
7/26	ARK	L	6-5	Austen-Kinney-Serrano	49-52	3:13	7,209	392,603
7/27	ARK	L (10)	7-3	Austen-Cook	49-53	3:01	7,431	400,034
7/28	@ TUL	L	2-0	Asahina-Pals	49-54	1:51	6,846	
7/29	@ TUL	W	9-4	Ool-Beckstead	50-54	3:11	5,505	
7/30	@ TUL	L	6-5	Arakawa-Cook-Beckstead	50-55	2:57	7,268	
7/31	@ TUL	L	10-7	Ramirez-Axelson-Young	50-56	2:53	4,116	
8/1	@ TUL	W	13-5	Cummings-Parker, Z.	51-56	3:01	8,382	
8/2	@ ARK	L	9-1	Shell-Pals	51-57	2:30	3,814	
8/3	@ ARK	W	12-6	Leek-Collazo	52-57	2:29	2,520	
8/4	@ ARK	L	8-4	Olenberger-Lambert	52-58	2:38	2,661	
8/5	@ ARK	L	15-0	Davidson-Pomeranz	52-59	2:39	3,238	
8/6	@ ARK	W	8-4	Alvarez-Weaver	53-59	2:42	3,328	
8/8	@ FRI	L	7-2	Murray-Pals	53-60	3:03	7,257	
8/9	@ FRI	L	7-6	Roberts-Cook-Feldman	53-61	3:11	7,091	
8/10	@ FRI	W	15-1	Pomeranz-Masset	54-61	3:21	7,723	
8/11	MID	W (13)	11-10	Benes-Fahrner	55-61	5:27	7,792	407,826
8/12	MID	L	17-3	Lynch-Cook	55-62	2:56	8,514	416,340
8/13	MID	W	8-6	Cavazos-Kohn-Doyne	56-62	3:18	8,708	425,048
8/14	FRI	W	6-0	Leek-Diamond	57-62	2:47	8,061	433,109
8/15	FRI	L	5-4	Masset-Lambert-Roberts	57-63	2:44	7,360	440,469
8/16	FRI	W	5-3	Pomeranz-Danks-Doyne	58-63	2:58	7,957	448,426
8/17	FRI	W	8-6	Pulsipher-Mahay-Nelson	59-63	2:39	6,445	454,871
8/18	@ MID	L	7-2	Dickinson-Pals	59-64	2:45	3,364	
8/19	@ MID	W	6-3	Leek-Lynch-Doyne	60-64	2:35	3,938	
8/20	@ MID	L	15-5	Komine-Lambert	60-65	2:55	4,949	
8/21	@ MID	L	10-6	Nannini-Pomeranz	60-66	2:55	3,138	
8/23	TUL	W	8-2	Pals-Jimenez	61-66	2:25	6,960	461,831
8/24	TUL	L	5-2	Ulloa-Leek-Miller	61-67	2:33	6,648	468,479
8/25	TUL	W	3-1	Lambert-Parker-Doyne	62-67	2:35	7,677	476,156
8/26	TUL	W	4-1	Pomeranz-Nin-Doyne	63-67	2:21	9,720	485,876
8/27	@ WIC	W	3-1	Nussbeck-Demaria-Doyne	64-67	2:28	5,160	
8/28	@ WIC	W (8)	8-6	Kinney-Wilkinson-Cavazos	65-67	2:22	2,822	

DATE	OPP	W/L	SCORE	WINNER-LOSER-SAVE	REC.	TIME	GAME	SEASON
8/29*	@ WIC	W (7)	12-4	Leek-Stodolka	66-67	1:49		
8/29	@ WIC	L (7)	6-5	Endicott-Doyne	66-68	2:23	2,192	
8/30	@ WIC	L	7-2	Bass-Lambert	66-69	2:08	2,234	
8/31	ARK	W	5-4	Doyne-Serrano	67-69	2:30	8,037	493,913
9/1	ARK	W	7-4	Nussbeck-Collazo-Kinney	68-69	2:18	7,807	501,720
9/2	ARK	W	9-4	Pals-O'Sullivan	69-69	2:24	8,215	509,935
9/3	ARK	W	2-1	Leek-Weaver-Doyne	70-69	2:24	8,435	518,370
9/4	ARK	L	18-9	Davidson-Lambert	70-70	3:09	8,191	526,561

NOTE: Extra innings shown in parentheses
 * indicates make-up game due to rain

2005 CARDINALS AWARD WINNERS

TEXAS LEAGUE PLAYER OF THE WEEK

June 27-July 3 Travis Hanson..... Led league with .476 avg.; had 10 hits and seven RBI's
 June 27-July 3 Aaron Herr..... Hit .444 with three home runs and seven RBI's

TEXAS LEAGUE PITCHER OF THE WEEK

April 25-May 1 Josh Kinney..... Went 2-0 with one save; allowed no runs on four hits
 May 30-June 5 Jeremy Cummings..... Was 1-0 with a 2.82 ERA in two starts; struck out 11
 August 8-14 Randy Leek..... Pitched a nine-inning complete game shutout

CARDINALS SELECTED TO ALL-STAR GAME

(held in Frisco, TX)

Randy Leek, P.....Pitched 0.2 innings, allowing no runs on two hits
 Travis Hanson, 3B.....Played all nine innings, going 0-4 at the plate
 Robinson Cancel, C.....Caught three innings and went 1-2 with a single
 Tyler Minges, OF.....Played entire game in centerfield, going 0-4 with a strikeout on offense

CARDINALS SELECTED TO POST-SEASON ALL-STAR TEAM

(announced at end of year)

Randy Leek, P; Travis Hanson, 3B; Tyler Minges, OF

ORGANIZATIONAL MINOR LEAGUE PLAYER OF THE MONTH

April Tyler Minges..... Hit .394 with four HR's, 14 RBI's, and a .421 OBP
 May Travis Hanson..... Hit .303 with 23 RBI's, five HR's, and 21 runs scored

ORGANIZATIONAL PLAYER OF THE YEAR

Travis Hanson.....Hit .293 with 20 HR's and 97 RBI's
 (set career high numbers in on-base percentage, slugging, OPS, home runs, walks, RBI's and hits)

2005 CARDINALS FINAL STATISTICS

CARDINALS INDIVIDUAL BATTING TOTALS

BATTER	AVG	G	AB	R	H	TB	2B	3B	HR	RBI	BB	SO	SB	CS	SLG	OBP
*Alvarez, Oscar	.091	8	11	0	1	1	0	0	0	0	0	4	0	0	.091	.091
*Ankiel, Rick	.243	34	136	18	33	70	7	0	10	30	10	29	0	0	.515	.295
Axelson, Josh	.000	7	2	0	0	0	0	0	0	0	0	1	0	0	.000	.000
*Blair, Buddy	.250	3	4	1	1	1	0	0	0	1	2	1	0	0	.250	.500
Bolivar, Papo	.271	121	425	60	115	173	22	3	10	62	34	81	17	8	.407	.329
Boyd, Shaun	.275	127	502	82	138	185	22	2	7	60	45	97	14	8	.369	.336
Cancel, Robinson	.287	65	230	31	66	103	13	0	8	26	29	36	4	2	.448	.364
Cook, Jeremy	.000	11	5	0	0	0	0	0	0	0	0	2	0	0	.000	.000
Cresse, Brad	.205	11	39	3	8	12	4	0	0	6	5	11	0	0	.308	.311
Cummings, Jeremy	.250	4	8	2	2	4	0	1	0	1	0	3	0	0	.500	.250
*DeMarco, Matt	.180	17	50	4	9	10	1	0	0	1	6	6	0	1	.200	.281
Diaz, Juan	.308	57	198	27	61	113	13	0	13	38	17	43	0	0	.571	.374
Doyne, Cory	.000	13	1	0	0	0	0	0	0	0	0	1	0	0	.000	.000
#Estrada, Kevin	.295	90	292	39	86	124	19	2	5	19	27	51	18	7	.425	.354
Gorecki, Reid	.182	46	159	12	29	44	6	0	3	16	18	38	1	3	.277	.264
*Haerther, Cody	.298	65	208	30	62	104	10	1	10	37	9	44	0	1	.500	.333
*Hanson, Travis	.284	137	546	82	155	250	29	3	20	97	54	99	2	2	.458	.347
Herr, Aaron	.298	112	426	56	127	212	20	1	21	81	15	108	2	3	.498	.336
Jaramillo, Milko	.234	59	175	16	41	57	13	0	1	7	8	37	1	1	.326	.272
Johnson, Gabe	.251	51	183	15	46	73	6	0	7	31	19	53	0	0	.399	.335
Kinney, Josh	.000	12	1	0	0	0	0	0	0	0	0	0	0	0	.000	.000
Lambert, Chris	.000	5	9	0	0	0	0	0	0	0	0	5	0	0	.000	.000
Laya, Rayner	.393	12	28	5	11	14	1	1	0	4	1	1	0	1	.500	.414
*Leek, Randy	.250	16	16	4	4	9	2	0	1	2	3	5	0	0	.563	.368
McCoy, Mike	.143	5	14	1	2	2	0	0	0	1	0	5	0	0	.143	.188
Minges, Tyler	.324	116	429	98	139	242	34	6	19	60	47	61	5	4	.564	.392
Motte, Jason	.333	1	3	1	1	1	0	0	0	1	1	1	0	0	.333	.500
*Moylan, Dan	.210	65	195	29	41	57	8	1	2	18	5	34	1	3	.292	.330
*Nussbeck, Mark	.000	2	1	0	0	0	0	0	0	0	0	0	0	0	.000	.000
Pagnozzi, Matt	.139	15	36	3	5	6	1	0	0	1	3	8	0	0	.167	.225
Pals, Jordan	.056	10	18	1	1	4	0	0	1	2	0	10	0	0	.222	.056
Parker, Tyler	.263	13	38	5	10	16	3	0	1	5	3	10	0	1	.421	.333
Pomeranz, Stuart	.000	3	4	0	0	0	0	0	0	0	0	2	0	0	.000	.000
Robinson, Bo	.222	12	27	1	6	6	0	0	0	3	1	3	0	0	.222	.250
Ryan, Brendan	.273	43	154	28	42	58	8	1	2	9	15	19	6	0	.377	.343
*Schutzenhofer, Andy	.269	63	193	25	52	67	9	0	2	17	15	28	2	1	.347	.344
*Zoccolillo, Pete	.270	23	89	12	24	39	3	0	4	9	3	17	0	0	.438	.309
Total-All Batters	.271	140	4855	691	1318	2057	254	22	147	645	425	954	73	46	.424	.335

*left-handed #switch-hitter

2005 REVIEW

CARDINALS INDIVIDUAL PITCHING TOTALS

PITCHER	W-L	ERA	G	GS	CG	SHO	SV	IP	H	R	ER	HR	BB	SO	WP	AVG
*Alvarez, Oscar	6-2	3.40	29	14	0	0	0	106.0	112	47	40	11	40	59	1	.277
Axelson, Josh	1-2	8.45	28	2	0	0	0	49.0	62	50	46	8	30	46	12	.321
Benes, Alan	1-0	5.49	15	0	0	0	0	19.2	20	13	12	5	7	16	3	.253
*Blair, Buddy	1-6	8.50	8	8	0	0	0	36.0	55	35	34	7	20	21	2	.364
Cavazos, Andy	1-2	4.03	23	0	0	0	1	29.0	27	15	13	4	7	24	0	.248
Cook, Jeremy	3-8	5.57	37	11	0	0	0	103.1	140	78	64	12	26	54	10	.321
Cotton, Nate	1-1	6.97	8	0	0	0	0	10.1	13	10	8	1	6	4	0	.333
Cummings, Jeremy	2-3	4.50	12	12	0	0	0	70.0	67	39	35	9	19	56	0	.248
Doyne, Cory	2-1	1.95	48	0	0	0	19	55.1	37	14	12	5	36	53	5	.188
Eldred, Cal	1-0	0.00	3	0	0	0	0	6.0	5	0	0	0	0	1	0	.238
Estrada, Kevin	0-0	81.00	1	0	0	0	0	0.1	1	3	3	1	1	2	1	.333
*Ferrari, Anthony	2-3	4.50	29	0	0	0	0	24.0	22	18	12	2	24	24	1	.237
Kinney, Josh	5-2	1.29	32	0	0	0	11	42.0	28	9	6	2	12	42	1	.185
Lambert, Chris	3-8	6.35	18	18	0	0	0	85.0	97	69	60	10	48	69	7	.291
*Leek, Randy	15-7	3.83	28	27	3	2	0	185.2	190	85	79	29	29	102	2	.266
Mears, Chris	0-2	5.25	13	0	0	0	0	12.0	13	7	7	0	5	6	0	.289
Moylan, Dan	0-0	0.00	1	0	0	0	0	1.0	0	0	0	0	2	0	0	.000
Nelson, Joe	0-0	2.03	9	0	0	0	1	13.1	4	3	3	1	7	22	1	.093
Nussbeck, Mark	3-0	3.12	6	2	0	0	0	17.1	17	6	6	3	3	14	4	.270
*Ool, Kevin	1-0	6.63	14	0	0	0	0	19.0	26	16	14	1	8	13	3	.310
Pals, Jordan	7-11	3.83	27	27	0	0	0	159.2	162	87	68	16	41	102	3	.261
Pearce, Josh	0-0	2.50	7	0	0	0	0	18.0	12	6	5	3	2	14	2	.190
Pomeranz, Stuart	5-6	5.29	18	18	0	0	0	98.2	110	65	58	12	40	66	6	.278
*Pulsipher, Bill	1-0	2.70	1	1	0	0	0	6.2	8	2	2	2	1	7	1	.296
*Rawson, Anthony	4-3	4.35	38	0	0	0	1	41.1	45	21	20	7	21	37	2	.281
Robinson, Bo	0-0	.000	1	0	0	0	0	1.0	0	0	0	0	0	0	0	.000
Rust, Evan	2-1	4.50	17	0	0	0	4	18.0	21	11	9	1	7	17	3	.280
Scalamandre, Rich	0-0	4.05	7	0	0	0	0	6.2	9	3	3	0	7	5	0	.346
Stocks, Nick	0-1	12.71	8	0	0	0	0	5.2	9	11	8	1	4	6	0	.360
*Wallace, Shane	0-1	9.82	7	0	0	0	0	7.1	13	9	8	0	4	2	3	.406
Total-All Pitchers	70-70	4.57	140	140	3	4	37	1247.1	1325	732	634	153	457	884	73	.273

*left-handed

2005 CARDINALS LEADERS

BATTING		PITCHING			
Average.....	Minges.....	324	ERA (starter)..... Alvarez.....	3.40	
Runs.....	Minges.....	.98	ERA (reliever)..... Kinney.....	1.29	
Hits.....	Hanson.....	.155	Wins.....	Leek.....	15
Doubles.....	Minges.....	.34	Losses.....	Pals.....	11
Triples.....	Minges.....	6	Games.....	Doyne.....	48
Home Runs.....	Herr.....	21	Complete Games.....	Leek.....	3
RBI's.....	Hanson.....	.97	Saves.....	Doyne.....	19
Walks.....	Hanson.....	.54	Shutouts.....	Leek.....	2
Strikeouts.....	Herr.....	.108	Innings Pitched.....	Leek.....	185.2
Games.....	Hanson.....	.137	Strikeouts.....	Leek & Pals.....	102
At-Bats.....	Hanson.....	.546	Walks.....	Lambert.....	48
Stolen Bases.....	Estrada.....	.18			
Caught Stealing.....	Boyd & Bolivar.....	.8			

2005 CARDINALS BATTING TOTALS

CARDINALS HOME BATTING

BATTER	AVG	AB	R	H	2B	3B	HR	RBI	BB	SO	SB
*Ankiel, Rick	.202	84	8	17	3	0	6	15	5	22	0
Bolivar, Papo	.245	216	34	53	12	0	6	34	19	50	9
Boyd, Shaun	.262	225	35	59	5	2	1	21	23	49	5
Cancel, Robinson	.294	119	16	35	5	0	5	14	16	18	2
Cresse, Brad	.333	12	1	4	2	0	0	3	0	2	0
*DeMarco, Matt	.176	17	1	3	0	0	0	1	3	4	0
Diaz, Juan	.305	118	18	36	4	0	11	29	10	22	0
#Estrada, Kevin	.215	107	15	23	6	0	2	6	10	23	6
Gorecki, Reid	.190	63	5	12	3	0	1	4	4	16	1
*Haerther, Cody	.310	113	19	35	1	1	6	18	3	22	0
*Hanson, Travis	.301	272	41	82	14	2	9	50	27	50	1
Herr, Aaron	.292	216	26	63	9	0	10	40	6	54	1
Jaramillo, Milko	.256	86	8	22	7	0	1	3	5	24	1
Johnson, Gabe	.205	88	6	18	2	0	1	9	11	27	0
Laya, Rayner	.263	19	2	5	0	0	0	2	1	1	0
Minges, Tyler	.309	204	47	63	14	3	10	28	23	31	2
*Moylan, Dan	.229	109	15	25	6	1	0	9	14	18	1
Pagnozzi, Matt	.222	9	2	2	0	0	0	1	1	1	0
Parker, Tyler	.227	22	2	5	1	0	1	3	2	6	0
Robinson, Bo	.250	8	1	2	0	0	0	0	0	2	0
Ryan, Brendan	.333	84	19	28	6	1	1	6	10	10	4
Schutzenhofer, Andy	.258	97	11	25	5	0	1	10	9	16	2
Zoccolillo, Pete	.250	48	6	12	2	0	2	4	2	13	0
All Others	.111	36	2	3	1	1	1	2	2	16	0
Total-All Batters	.267	2372	340	633	107	11	75	312	206	497	35

CARDINALS ROAD BATTING

BATTER	AVG	AB	R	H	2B	3B	HR	RBI	BB	SO	SB
*Ankiel, Rick	.308	52	10	16	4	0	4	15	5	7	0
Bolivar, Papo	.297	209	26	62	10	3	4	28	15	31	8
Boyd, Shaun	.285	277	47	79	17	0	6	39	22	48	9
Cancel, Robinson	.279	111	15	31	8	0	3	12	13	18	2
Cresse, Brad	.148	27	2	4	2	0	0	3	5	9	0
*DeMarco, Matt	.182	33	3	6	1	0	0	0	3	2	0
Diaz, Juan	.313	80	9	25	9	0	2	9	7	21	0
#Estrada, Kevin	.341	185	24	63	13	2	3	13	17	28	12
Gorecki, Reid	.177	96	7	17	3	0	2	12	14	22	0
*Haerther, Cody	.284	95	11	27	9	0	4	19	6	22	0
*Hanson, Travis	.266	274	41	73	15	1	11	47	27	49	1
Herr, Aaron	.305	210	30	64	11	1	11	41	9	54	1
Jaramillo, Milko	.213	89	8	19	6	0	0	4	3	13	0
Johnson, Gabe	.295	95	9	28	4	0	6	22	8	26	0
Laya, Rayner	.667	9	3	6	1	1	0	2	0	0	0
McCoy, Mike	.143	14	1	2	0	0	0	1	0	5	0
Minges, Tyler	.338	225	51	76	20	3	9	32	24	30	3
Motte, Jason	.333	3	1	1	0	0	0	1	1	1	0
*Moylan, Dan	.186	86	14	16	2	0	2	9	21	16	0
Pagnozzi, Matt	.111	27	1	3	1	0	0	0	2	7	0
Parker, Tyler	.313	16	3	5	2	0	0	2	1	4	0
Robinson, Bo	.211	19	0	4	0	0	0	3	1	1	0
Ryan, Brendan	.200	70	9	14	2	0	1	3	5	9	2
Schutzenhofer, Andy	.281	96	14	27	4	0	1	7	6	12	0
Zoccolillo, Pete	.293	41	6	12	1	0	2	5	1	4	0
All Others	.114	44	6	5	2	0	1	4	3	13	0
Total-All Batters	.276	2483	351	685	147	11	72	333	219	457	38

*left-handed #switch-hitter

VS. RIGHT-HANDED PITCHERS

BATTER	AVG	AB	R	H	2B	3B	HR	RBI	BB	SO	SB
*Ankiel, Rick	.231	108	15	25	5	0	9	24	7	21	0
Bolivar, Papo	.225	280	33	63	14	2	5	34	21	59	11
Boyd, Shaun	.268	339	56	91	14	2	6	43	37	74	10
Cancel, Robinson	.262	149	19	39	3	0	6	16	17	30	3
Cresse, Brad	.214	28	2	6	4	0	0	5	4	8	0
*DeMarco, Matt	.194	36	4	7	1	0	0	1	6	5	0
Diaz, Juan	.299	137	19	41	7	0	11	26	12	31	0
#Estrada, Kevin	.301	206	33	62	14	1	5	16	22	35	9
Gorecki, Reid	.188	117	9	22	4	0	3	15	10	30	0
*Haerther, Cody	.285	172	24	49	9	1	9	32	8	36	0
*Hanson, Travis	.277	390	58	108	22	1	16	73	31	69	2
Herr, Aaron	.277	292	39	81	9	1	17	55	10	79	2
Jaramillo, Milko	.256	121	12	31	8	0	1	4	5	27	1
Johnson, Gabe	.258	132	10	34	3	0	4	21	16	37	0
Laya, Rayner	.421	19	3	8	1	0	0	2	1	1	0
McCoy, Mike	.182	11	1	2	0	0	0	0	0	3	0
Minges, Tyler	.288	302	66	87	17	4	11	43	23	50	3
Motte, Jason	.0	0	0	0	0	0	0	0	1	0	0
*Moylan, Dan	.196	158	23	31	5	1	2	16	26	27	1
Pagnozzi, Matt	.160	25	2	4	1	0	0	1	1	7	0
Parker, Tyler	.261	23	3	6	2	0	0	3	3	6	0
Robinson, Bo	.188	16	0	3	0	0	0	1	0	2	0
Ryan, Brendan	.281	121	25	34	7	0	2	7	11	15	6
Schutzenhofer, Andy	.296	152	23	45	7	0	2	15	11	18	1
Zoccolillo, Pete	.246	65	9	16	3	0	2	6	1	14	0
All Others	.111	63	6	7	2	1	2	2	3	29	0
Total-All Batters	.261	3462	494	902	162	14	113	463	287	713	49

VS. LEFT-HANDED PITCHERS

BATTER	AVG	AB	R	H	2B	3B	HR	RBI	BB	SO	SB
*Ankiel, Rick	.286	28	3	8	2	0	1	6	3	8	0
Bolivar, Papo	.359	145	27	52	8	1	5	28	13	22	6
Boyd, Shaun	.288	163	26	47	8	0	1	17	8	23	4
Cancel, Robinson	.333	81	12	27	10	0	2	10	12	6	1
Cresse, Brad	.182	11	1	2	0	0	0	1	1	3	0
*DeMarco, Matt	.143	14	0	2	0	0	0	0	0	1	0
Diaz, Juan	.328	61	8	20	6	0	2	12	5	12	0
#Estrada, Kevin	.279	86	6	24	5	1	0	3	5	16	9
Gorecki, Reid	.167	42	3	7	2	0	0	1	8	8	1
*Haerther, Cody	.361	36	6	13	1	0	1	5	1	8	0
*Hanson, Travis	.301	156	24	47	7	2	4	24	23	30	0
Herr, Aaron	.343	134	17	46	11	0	4	26	5	29	0
Jaramillo, Milko	.185	54	4	10	5	0	0	3	3	10	0
Johnson, Gabe	.235	51	5	12	3	0	3	10	3	16	0
Laya, Rayner	.333	9	2	3	0	1	0	2	0	0	0
McCoy, Mike	.000	3	0	0	0	0	0	1	0	2	0
Minges, Tyler	.409	127	32	52	17	2	8	17	24	11	2
Motte, Jason	.333	3	1	1	0	0	0	1	0	1	0
*Moylan, Dan	.270	37	6	10	3	0	0	2	9	7	0
Pagnozzi, Matt	.091	11	1	1	0	0	0	0	2	1	0
Parker, Tyler	.267	15	2	4	1	0	1	2	0	4	0
Robinson, Bo	.273	11	1	3	0	0	0	2	1	1	0
Ryan, Brendan	.242	33	3	8	1	1	0	2	4	4	0
Schutzenhofer, Andy	.171	41	2	7	2	0	0	2	4	10	1
Zoccolillo, Pete	.333	24	3	8	0	0	2	3	2	3	0
All Others	.125	16	2	2	0	0	0	2	2	5	0
Total-All Batters	.299	1393	197	416	92	8	34	182	138	241	24

*left-handed #switch-hitter

2005 CARDINALS PITCHING TOTALS

CARDINALS HOME PITCHING

PITCHER	W-L	ERA	G	GS	CG	SHO	SV	IP	H	R	ER	HR	BB	SO	WP	AVG
*Alvarez, Oscar	1-0	3.66	15	6	0	0	0	46.2	51	23	19	6	23	28	0	.282
Axelson, Josh	0-1	8.06	13	0	0	0	0	22.1	29	23	20	5	10	24	7	.319
Benes, Alan	1-0	3.86	6	0	0	0	0	9.1	6	4	4	3	5	9	2	.182
*Blair, Buddy	1-3	7.65	4	4	0	0	0	20.0	29	17	17	5	10	12	0	.358
Cavazos, Andy	1-1	4.22	8	0	0	0	0	10.2	10	6	5	1	3	10	0	.263
Cook, Jeremy	3-3	4.58	20	6	0	0	0	59.0	73	42	30	6	14	39	4	.297
Cotton, Nate	0-0	9.00	2	0	0	0	0	3.0	3	3	3	0	3	1	0	.300
Cummings, Jeremy	3-1	3.63	7	7	0	0	0	39.2	34	17	16	5	11	33	0	.230
Doyne, Cory	2-0	2.43	30	0	0	0	11	33.1	24	9	9	4	25	37	4	.202
Eldred, Cal	1-0	0.00	3	0	0	0	0	6.0	5	0	0	0	0	1	0	.238
*Ferrari, Anthony	1-2	6.57	17	0	0	0	0	12.1	15	14	9	1	13	14	1	.288
Kinney, Josh	4-2	1.09	19	0	0	0	5	24.2	16	4	3	1	3	26	0	.184
Lambert, Chris	3-5	4.03	9	9	0	0	0	44.2	47	23	20	5	17	44	2	.270
*Leek, Randy	6-6	4.18	14	14	1	1	0	94.2	96	48	44	19	15	55	1	.266
Mears, Chris	0-1	3.38	7	0	0	0	0	8.0	6	3	3	0	2	4	0	.214
Nelson, Joe	0-0	1.80	3	0	0	0	1	5.0	1	1	1	0	2	9	0	.067
Nussbeck, Mark	1-0	7.20	1	1	0	0	0	5.0	6	4	4	2	1	3	3	.353
*Ool, Kevin	0-0	9.39	6	0	0	0	0	7.2	13	10	8	1	5	6	2	.361
Pals, Jordan	5-1	2.76	12	12	0	0	0	75.0	69	30	23	5	13	57	2	.242
Pearce, Josh	0-0	1.98	5	0	0	0	0	13.2	7	4	3	2	2	11	2	.149
Pomeranz, Stuart	4-2	3.68	10	10	0	0	0	58.2	51	26	24	4	23	39	3	.229
*Pulsipher, Bill	1-0	2.70	1	1	0	0	0	6.2	8	2	2	2	1	7	1	.296
*Rawson, Anthony	2-1	5.91	22	0	0	0	1	21.1	26	15	14	5	11	18	1	.302
Rust, Evan	1-0	7.71	11	0	0	0	3	9.1	16	9	8	1	3	9	2	.364
Scalamandre, Rich	0-0	4.26	5	0	0	0	0	6.1	7	3	3	0	4	5	0	.292
Stocks, Nick	0-0	12.00	4	0	0	0	0	3.0	4	4	4	1	1	3	0	.333
*Wallace, Shane	0-0	9.00	2	0	0	0	0	2.0	3	2	2	0	1	0	0	.429
Total-All Pitchers	41-29	4.13	70	70	1	3	21	648.0	655	346	297	84	221	504	37	.263

CARDINALS ROAD PITCHING

PITCHER	W-L	ERA	G	GS	CG	SHO	SV	IP	H	R	ER	HR	BB	SO	WP	AVG
*Alvarez, Oscar	5-2	3.19	14	8	0	0	0	59.1	61	24	21	5	17	31	1	.274
Axelson, Josh	1-1	8.78	15	2	0	0	0	26.2	33	27	26	3	20	22	5	.324
Benes, Alan	0-0	6.97	9	0	0	0	0	10.1	14	9	8	2	2	7	1	.304
*Blair, Buddy	0-3	9.56	4	4	0	0	0	16.0	26	18	17	2	10	9	2	.371
Cavazos, Andy	0-1	3.93	15	0	0	0	1	18.1	17	9	8	3	4	14	0	.239
Cook, Jeremy	0-5	6.90	17	5	0	0	0	44.1	67	36	34	6	12	15	6	.353
Cotton, Nate	1-1	6.14	6	0	0	0	0	7.1	10	7	5	1	3	3	0	.345
Cummings, Jeremy	2-2	5.64	5	5	0	0	0	30.1	33	22	19	4	8	23	0	.270
Doyne, Cory	0-1	1.23	18	0	0	0	8	22.0	13	5	3	1	11	16	1	.167
Estrada, Kevin	0-0	81.00	1	0	0	0	0	0.1	1	3	3	1	1	2	1	.333
*Ferrari, Anthony	1-1	2.31	12	0	0	0	0	11.2	7	4	3	1	11	10	0	.171
Kinney, Josh	1-0	1.56	13	0	0	0	6	17.1	12	5	3	1	9	16	1	.188
Lambert, Chris	0-3	8.93	9	9	0	0	0	40.1	50	46	40	5	31	25	5	.314
*Leek, Randy	9-1	3.46	14	13	2	1	0	91.0	94	37	35	10	14	47	1	.267
Mears, Chris	0-1	9.00	6	0	0	0	0	4.0	7	4	4	0	3	2	0	.412
Moylan, Dan	0-0	0.00	1	0	0	0	0	1.0	0	0	0	0	2	0	0	.000
Nelson, Joe	0-0	2.16	6	0	0	0	0	8.1	3	2	2	1	5	13	1	.107
Nussbeck, Mark	2-0	1.46	5	1	0	0	0	12.1	11	2	2	1	2	11	1	.239
*Ool, Kevin	1-0	4.76	8	0	0	0	0	11.1	13	6	6	0	3	7	1	.271
Pals, Jordan	2-10	4.78	15	15	0	0	0	84.2	93	57	45	11	28	45	1	.278
Pearce, Josh	0-0	4.15	2	0	0	0	0	4.1	5	2	2	1	0	3	0	.313
Pomeranz, Stuart	1-4	7.65	8	8	0	0	0	40.0	59	39	34	8	17	27	3	.341
*Rawson, Anthony	2-2	2.70	16	0	0	0	0	20.0	19	6	6	2	10	19	1	.257
Robinson, Bo	0-0	0.00	1	0	0	0	0	1.0	0	0	0	0	0	0	0	.000
Rust, Evan	1-1	1.04	6	0	0	0	1	8.2	5	2	1	0	4	8	1	.161
Scalamandre, Rich	0-0	0.00	2	0	0	0	0	0.1	2	0	0	0	3	0	0	1.000
Stocks, Nick	0-1	13.50	4	0	0	0	0	2.2	5	7	4	0	3	3	0	.385
*Wallace, Shane	0-1	10.13	5	0	0	0	0	5.1	10	7	6	0	3	2	3	.400
Total-All Pitchers	29-41	5.06	70	70	2	1	16	599.1	670	386	337	69	236	380	36	.283

*left-handed #switch-hitter

2005 REVIEW

VS. RIGHT-HANDED BATTERS

PITCHER	ERA	IP	H	R	ER	HR	BB	SO	WP	AVG
*Alvarez, Oscar	3.73	79.2	86	39	33	11	34	48	1	.278
Axelson, Josh	8.89	27.1	36	29	27	6	13	18	7	.327
Benes, Alan	7.88	8.0	9	7	7	2	3	8	2	.265
*Blair, Buddy	7.98	29.1	44	27	26	6	18	17	1	.355
Cavazos, Andy	4.40	14.1	15	9	7	3	5	14	0	.273
Cook, Jeremy	5.46	56.0	71	44	34	9	11	34	4	.310
Cotton, Nate	7.11	6.1	8	6	5	0	4	4	0	.381
Cummings, Jeremy	5.30	35.2	42	22	21	7	14	27	0	.286
Doyne, Cory	1.30	34.2	23	6	5	3	21	40	3	.192
Eldred, Cal	0.00	3.1	4	0	0	0	0	0	0	.333
*Ferrari, Anthony	4.40	14.1	13	13	7	2	20	13	0	.228
Kinney, Josh	1.38	26.0	15	6	4	0	6	26	0	.167
Lambert, Chris	6.75	45.1	43	36	34	6	18	41	3	.250
*Leek, Randy	3.34	145.2	156	59	54	22	25	78	1	.275
Mears, Chris	7.04	7.2	12	6	6	0	1	6	0	.375
Nelson, Joe	0.00	7.1	1	0	0	0	4	14	0	.045
Nussbeck, Mark	2.08	8.2	9	2	2	1	2	11	1	.273
*Ool, Kevin	8.03	12.1	19	11	11	0	7	9	3	.339
Pals, Jordan	3.70	82.2	77	42	34	11	19	61	2	.244
Pearce, Josh	0.00	10.1	3	0	0	0	0	13	2	.091
Pomeranz, Stuart	4.89	57.0	57	36	31	10	18	34	3	.258
*Pulsipher, Bill	2.70	6.2	8	2	2	2	1	7	1	.296
*Rawson, Anthony	4.45	28.1	32	15	14	4	14	26	2	.286
Rust, Evan	6.10	10.1	14	8	7	1	3	13	1	.298
Scalamandre, Rich	0.00	5.0	6	0	0	0	4	4	0	.300
Stocks, Nick	11.12	5.2	6	9	7	1	2	6	0	.273
*Wallace, Shane	12.60	5.0	8	8	7	0	1	1	1	.400
All Others	27.00	1.0	1	3	3	1	1	1	1	
Total-All Pitchers		774.0	818	445		109	269	574	39	.271

VS. LEFT-HANDED BATTERS

PITCHER	ERA	IP	H	R	ER	HR	BB	SO	WP	AVG
*Alvarez, Oscar	2.39	26.1	26	8	7	0	6	11	0	.274
Axelson, Josh	7.89	21.2	26	21	19	2	17	28	5	.313
Benes, Alan	3.86	11.2	11	6	5	3	4	8	1	.244
*Blair, Buddy	10.80	6.2	11	8	8	1	2	4	1	.407
Cavazos, Andy	3.68	14.2	12	6	6	1	2	10	0	.222
Cook, Jeremy	5.70	47.1	69	34	30	3	15	20	6	.333
Cotton, Nate	6.75	4.0	5	4	3	1	2	0	0	.278
Cummings, Jeremy	3.67	34.1	25	17	14	2	5	29	0	.203
Doyne, Cory	3.05	20.2	14	8	7	2	15	13	2	.182
Eldred, Cal	0.00	2.2	1	0	0	0	0	1	0	.111
*Ferrari, Anthony	4.66	9.2	9	5	5	0	4	11	1	.250
Kinney, Josh	1.13	16.0	13	3	2	1	6	16	1	.213
Lambert, Chris	5.90	39.2	54	33	26	4	30	28	4	.335
*Leek, Randy	5.63	40.0	34	26	25	7	4	24	1	.233
Mears, Chris	2.08	4.1	1	1	1	0	4	0	0	.077
Nelson, Joe	4.50	6.0	3	3	3	1	3	8	1	.143
Nussbeck, Mark	4.15	8.2	8	4	4	2	1	3	3	.267
*Ool, Kevin	4.05	6.2	7	5	3	1	1	4	0	.250
Pals, Jordan	3.97	77.0	85	45	34	5	22	41	1	.280
Pearce, Josh	5.87	7.2	9	6	5	3	2	1	0	.300
Pomeranz, Stuart	5.83	41.2	53	29	27	2	22	32	3	.303
*Rawson, Anthony	4.15	13.0	13	6	6	3	7	11	0	.271
Rust, Evan	2.35	7.2	7	3	2	0	4	4	2	.250
Scalamandre, Rich	16.20	1.2	3	3	3	0	3	1	0	.500
Stocks, Nick	-	0.0	3	2	1	0	2	0	0	1.000
*Wallace, Shane	3.86	2.1	5	1	1	0	3	1	2	.417
All Others	0.00	1.1	0	0	0	0	2	1	0	
Total-All Pitchers		473.1	507	287		44	188	310	34	.275

*left-handed #switch-hitter

2005 CARDINALS MONTH-BY-MONTH

APRIL

BATTER	AVG	G	AB	R	H	2B	3B	HR	RBI	BB	SO	SB	CS	SLG	OBP
*Alvarez, Oscar	.143	3	7	0	1	0	0	0	0	0	3	0	0	.143	.143
*Ankiel, Rick	.143	2	7	0	1	0	0	0	0	0	3	0	0	.143	.143
Axelson, Josh	.000	5	1	0	0	0	0	0	0	0	0	0	0	.000	.000
*Blair, Buddy	.333	2	3	1	1	0	0	0	1	2	1	0	0	.333	.600
Bolivar, Papo	.295	20	78	11	23	5	1	2	9	5	18	2	2	.462	.337
Boyd, Shaun	.260	22	77	9	20	3	0	0	7	13	13	4	3	.299	.367
Cancel, Robinson	.250	2	8	1	2	1	0	0	1	0	3	0	0	.375	.250
Cook, Jeremy	.000	3	5	0	0	0	0	0	0	0	2	0	0	.000	.000
Cresse, Brad	.071	4	14	0	1	1	0	0	3	3	4	0	0	.143	.278
*DeMarco, Matt	.184	16	49	4	9	1	0	0	1	6	6	0	1	.204	.286
#Estrada, Kevin	.280	14	50	5	14	4	0	0	3	2	7	4	3	.360	.308
Gorecki, Reid	.164	20	73	6	12	3	0	1	6	9	20	0	1	.247	.256
*Hanson, Travis	.238	21	84	8	20	2	1	2	10	7	20	0	1	.357	.304
Herr, Aaron	.125	2	8	0	1	1	0	0	1	1	3	0	0	.250	.222
Jaramillo, Milko	.274	19	62	7	17	5	0	0	3	4	12	1	0	.355	.318
Johnson, Gabe	.346	9	26	1	9	1	0	0	1	4	8	0	0	.385	.452
*Leek, Randy	.000	2	4	0	0	0	0	0	0	0	2	0	0	.000	.000
Minges, Tyler	.394	21	71	14	28	7	1	4	14	3	10	0	0	.690	.421
Motte, Jason	.333	1	3	1	1	0	0	0	1	1	1	0	0	.333	.500
*Moylan, Dan	.188	10	32	3	6	1	1	0	3	4	6	0	1	.281	.278
Pals, Jordan	.000	2	4	0	0	0	0	0	0	0	1	0	0	.000	.000
Robinson, Bo	.222	12	27	1	6	0	0	0	3	1	3	0	0	.222	.250
*Schutzenhofer, Andy	.266	19	64	8	17	1	0	1	6	3	7	0	0	.328	.333
Total-All Batters	.250	262	757	80	189	36	4	10	73	69	154	11	12	.347	.319

PITCHER	W-L	ERA	G	GS	CG	SHO	SV	IP	H	R	ER	HR	BB	SO	WP	AVG
*Alvarez, Oscar	2-1	2.37	5	5	0	0	0	30.1	24	10	8	2	16	16	1	.218
Axelson, Josh	0-0	3.55	8	0	0	0	0	12.2	13	5	5	2	7	10	2	.289
*Blair, Buddy	1-3	7.94	4	4	0	0	0	17.0	28	16	15	2	9	12	2	.389
Cavazos, Andy	0-0	5.23	8	0	0	0	0	10.1	11	8	6	1	6	6	0	.282
Cook, Jeremy	1-1	2.55	5	5	0	0	0	24.2	26	12	7	1	11	6	3	.265
Cotton, Nate	1-1	6.97	8	0	0	0	0	10.1	13	10	8	1	6	4	0	.333
Kinney, Josh	1-1	0.69	10	0	0	0	6	13.0	9	2	1	0	2	10	1	.196
*Leek, Randy	2-0	1.74	5	4	0	0	0	31.0	25	7	6	1	3	14	0	.219
Pals, Jordan	0-3	6.30	4	4	0	0	0	20.0	24	16	14	2	4	9	2	.282
*Rawson, Anthony	0-0	3.48	9	0	0	0	0	10.1	8	4	4	2	4	10	1	.222
Robinson, Bo	0-0	0.00	1	0	0	0	0	1.0	0	0	0	0	0	0	0	.000
Scalamandre, Rich	0-0	13.50	2	0	0	0	0	2.0	5	3	3	0	3	1	0	.500
Stocks, Nick	0-1	0.00	6	0	0	0	0	5.1	2	3	0	0	3	6	0	.118
*Wallace, Shane	0-1	9.82	7	0	0	0	0	7.1	13	9	8	0	4	2	3	.406
Total-All Pitchers	8-14	3.87	22	22	0	1	6	195.1	201	105	84	14	78	106	15	.269

*left-handed

#switch-hitter

MAY

BATTER	AVG	G	AB	R	H	2B	3B	HR	RBI	BB	SO	SB	CS	SLG	OBP
*Alvarez, Oscar	.000	1	2	0	0	0	0	0	0	0	0	0	0	.000	.000
*Ankiel, Rick	.000	4	13	0	0	0	0	0	0	0	4	0	0	.000	.000
*Blair, Buddy	.000	1	1	0	0	0	0	0	0	0	0	0	0	.000	.000
Bolivar, Papo	.237	27	97	15	23	9	0	1	19	9	19	5	0	.361	.306
Boyd, Shaun	.237	26	97	9	23	4	0	0	11	7	22	1	1	.278	.288
Cancel, Robinson	.347	28	98	20	34	6	0	5	16	13	13	1	1	.561	.417
*DeMarco, Matt	.000	1	1	0	0	0	0	0	0	0	0	0	0	.000	.000
Diaz, Juan	.250	12	44	2	11	4	0	2	8	3	10	0	0	.477	.313
#Estrada, Kevin	.258	26	97	15	25	5	0	3	6	8	21	6	2	.402	.314
Gorecki, Reid	.198	26	86	6	17	3	0	2	10	9	18	1	2	.302	.271
*Hanson, Travis	.303	29	109	21	33	7	1	5	23	18	26	1	1	.523	.395
Herr, Aaron	.304	26	102	10	31	5	0	4	16	0	28	1	2	.417	.304
Jaramillo, Milko	.204	19	54	4	11	4	0	0	0	1	16	0	0	.278	.232
Minges, Tyler	.254	30	114	26	29	7	1	5	15	15	14	2	1	.465	.348
*Moylan, Dan	.192	10	26	1	5	1	0	0	2	4	7	0	2	.231	.300
Nussbeck, Mark	.000	2	1	0	0	0	0	0	0	0	0	0	0	.000	.000
Pals, Jordan	.200	2	5	1	1	0	0	1	2	0	3	0	0	.800	.200
*Schutzenhofer, Andy	.235	28	98	13	23	5	0	0	5	11	16	1	1	.286	.327
Total-All Batters	.255	307	1045	143	266	60	2	28	133	98	217	19	13	.396	.321

PITCHER	W-L	ERA	G	GS	CG	SHO	SV	IP	H	R	ER	HR	BB	SO	WP	AVG
*Alvarez, Oscar	1-1	3.63	6	6	0	0	0	34.2	32	15	14	6	9	16	0	.242
Axelson, Josh	1-1	3.52	9	0	0	0	0	15.1	15	9	6	0	6	12	4	.268
*Blair, Buddy	0-3	9.00	4	4	0	0	0	19.0	27	19	19	5	11	9	0	.342
Cook, Jeremy	1-1	6.30	6	5	0	0	0	30.0	43	26	21	3	2	17	5	.331
Cummings, Jeremy	0-0	2.25	1	1	0	0	0	4.0	1	1	1	0	2	6	0	.083
Doyne, Cory	1-0	0.55	13	0	0	0	0	16.1	11	1	1	0	14	12	2	.204
Ferrari, Anthony	0-1	2.00	10	0	0	0	0	9.0	7	7	2	0	10	9	1	.194
Kinney, Josh	3-0	1.88	10	0	0	0	4	14.1	11	3	3	2	3	17	0	.204
*Leek, Randy	3-2	3.67	6	6	1	1	0	41.2	39	18	17	9	3	24	0	.248
Moylan, Dan	0-0	0.00	1	0	0	0	0	1.0	0	0	0	0	2	0	0	.000
Nussbeck, Mark	1-0	1.42	4	0	0	0	0	6.1	6	1	1	1	2	6	1	.240
Pals, Jordan	2-1	3.65	6	6	0	0	0	37.0	38	17	15	0	7	28	0	.268
Pearce, Josh	0-0	2.57	6	0	0	0	0	14.0	10	5	4	2	1	11	1	.200
Pomeranz, Stuart	0-0	8.00	2	2	0	0	0	9.0	13	9	8	3	4	7	1	.325
*Rawson, Anthony	2-2	4.50	10	0	0	0	0	12.0	11	6	6	1	3	16	0	.239
Rust, Evan	2-1	2.08	7	0	0	0	1	8.2	7	3	2	0	4	10	1	.226
Scalamandre, Rich	0-0	0.00	5	0	0	0	0	4.2	4	0	0	0	4	4	0	.250
Stocks, Nick	0-0	216.00	2	0	0	0	0	0.1	7	8	8	1	1	0	0	.875
Total-All Pitchers	17-13	4.15	30	30	1	1	5	277.1	282	148	128	33	88	204	16	.263

*left-handed

#switch-hitter

2005 CARDINALS MONTH-BY-MONTH

JUNE

BATTER	AVG	G	AB	R	H	2B	3B	HR	RBI	BB	SO	SB	CS	SLG	OBP
Bolivar, Papo	.223	25	94	10	21	5	0	2	11	5	16	2	2	.340	.267
Boyd, Shaun	.329	20	82	13	27	2	1	1	7	8	10	2	0	.415	.380
Cancel, Robinson	.272	23	81	7	22	3	0	2	7	14	11	3	1	.383	.375
Cummings, Jeremy	.250	2	4	0	1	0	1	0	0	0	2	0	0	.750	.250
Diaz, Juan	.319	24	91	17	29	9	0	7	21	7	24	0	0	.648	.380
Doyne, Cory	.000	3	1	0	0	0	0	0	0	0	1	0	0	.000	.000
#Estrada, Kevin	.233	21	60	5	14	2	0	1	3	6	12	3	0	.317	.303
Haerther, Cody	.200	15	45	8	9	0	0	2	4	2	12	0	0	.333	.234
*Hanson, Travis	.311	25	103	13	32	6	1	3	12	10	11	0	0	.476	.372
Herr, Aaron	.319	25	94	16	30	5	0	7	22	4	19	0	0	.596	.360
Jaramillo, Milko	.227	8	22	2	5	2	0	1	3	1	6	0	0	.455	.261
Lambert, Chris	.000	1	1	0	0	0	0	0	0	0	1	0	0	.000	.000
Leek, Randy	.000	2	2	1	0	0	0	0	0	0	0	0	0	.000	.000
McCoy, Mike	.143	5	14	1	2	0	0	0	1	0	5	0	0	.143	.188
Minges, Tyler	.326	25	95	20	31	9	2	3	12	11	14	0	1	.558	.393
*Moylan, Dan	.286	7	21	5	6	1	0	1	1	4	2	0	0	.476	.400
Pals, Jordan	.000	2	3	0	0	0	0	0	0	0	2	0	0	.000	.000
Pomeranz, Stuart	.000	1	1	0	0	0	0	0	0	0	0	0	0	.000	.000
*Schutzenhofer, Andy	.387	16	31	4	12	3	0	1	6	1	5	1	0	.581	.424
*Zoccolillo, Pete	.286	7	28	5	8	2	0	1	1	1	8	0	0	.464	.333
Total-All Batters	.285	270	873	127	249	49	5	32	111	74	161	11	4	.463	.344

PITCHER	W-L	ERA	G	GS	CG	SHO	SV	IP	H	R	ER	HR	BB	SO	WP	AVG
*Alvarez, Oscar	1-0	2.70	8	0	0	0	0	16.2	25	7	5	1	6	11	0	.373
Cook, Jeremy	0-2	5.40	8	0	0	0	0	15.0	24	9	9	1	1	11	2	.375
Cummings, Jeremy	2-2	3.99	5	5	0	0	0	29.1	25	14	13	1	7	21	0	.229
Doyne, Cory	0-0	5.73	10	0	0	0	4	11.0	10	7	7	3	4	15	0	.244
Eldred, Cal	1-0	0.00	3	0	0	0	0	6.0	5	0	0	0	0	1	0	.238
Ferrari, Anthony	2-2	5.06	13	0	0	0	0	10.2	9	7	6	0	9	10	0	.231
Lambert, Chris	0-2	5.96	5	5	0	0	0	22.2	23	16	15	5	15	23	4	.274
*Leek, Randy	2-2	4.84	5	5	0	0	0	35.1	42	19	19	4	10	19	0	.304
Pals, Jordan	2-1	1.93	5	5	0	0	0	28.0	28	13	6	2	10	21	0	.255
Pearce, Josh	0-0	2.25	1	0	0	0	0	4.0	2	1	1	1	1	3	1	.154
Pomeranz, Stuart	1-1	5.40	5	5	0	0	0	26.2	33	18	16	4	10	21	1	.308
*Rawson, Anthony	2-0	4.50	9	0	0	0	0	12.0	17	7	6	2	8	5	0	.340
Rust, Evan	0-0	6.75	10	0	0	0	3	9.1	14	8	7	1	3	7	2	.318
Total-All Pitchers	13-12	4.37	25	25	0	1	7	226.2	257	126	110	25	84	168	10	.290

*left-handed

#switch-hitter

JULY

2005 REVIEW

BATTER	AVG	G	AB	R	H	2B	3B	HR	RBI	BB	SO	SB	CS	SLG	OBP
*Alvarez, Oscar	.000	2	2	0	0	0	0	0	0	0	1	0	0	.000	.000
Axelson, Josh	.000	1	1	0	0	0	0	0	0	0	1	0	0	.000	.000
Bolivar, Papo	.253	26	83	9	21	0	1	1	10	5	16	3	3	.313	.303
Boyd, Shaun	.288	28	111	19	32	4	1	1	12	6	21	1	3	.369	.325
Cancel, Robinson	.186	12	43	3	8	3	0	1	2	2	9	0	0	.326	.222
Cummings, Jeremy	.000	1	1	0	0	0	0	0	0	0	1	0	0	.000	.000
Diaz, Juan	.333	21	63	8	21	0	0	4	9	7	9	0	0	.524	.408
#Estrada, Kevin	.347	18	49	8	17	5	1	1	3	6	7	3	1	.551	.418
Haerther, Cody	.296	24	81	7	24	6	0	2	14	3	21	0	0	.444	.329
*Hanson, Travis	.250	28	120	19	30	5	0	6	25	4	23	0	0	.442	.274
Herr, Aaron	.263	29	99	13	26	1	1	5	17	4	33	1	1	.444	.321
Jaramillo, Milko	.216	13	37	3	8	2	0	0	1	2	3	0	1	.270	.256
Johnson, Gabe	.333	8	27	3	9	1	0	1	7	5	4	0	0	.481	.455
Lambert, Chris	.000	3	6	0	0	0	0	0	0	0	4	0	0	.000	.000
Leek, Randy	.444	11	9	3	4	2	0	1	2	3	2	0	0	1.000	.583
Minges, Tyler	.312	25	93	19	29	3	1	5	14	7	14	2	1	.527	.363
*Moylan, Dan	.188	16	48	9	9	2	0	0	5	10	7	0	0	.229	.328
Pagnozzi, Matt	.273	5	11	2	3	0	0	0	0	1	3	0	0	.273	.385
Pals, Jordan	.000	3	4	0	0	0	0	0	0	0	3	0	0	.000	.000
Pomeranz, Stuart	.000	1	1	0	0	0	0	0	0	0	1	0	0	.000	.000
Ryan, Brendan	.227	12	44	5	10	3	0	0	4	2	3	1	0	.295	.286
*Zoccolillo, Pete	.262	16	61	7	16	1	0	3	8	2	9	0	0	.426	.297
Total-All Batters	.269	333	994	137	267	38	5	31	133	69	195	11	10	.410	.324

PITCHER	W-L	ERA	G	GS	CG	SHO	SV	IP	H	R	ER	HR	BB	SO	WP	AVG
*Alvarez, Oscar	1-0	3.77	8	1	0	0	0	14.1	16	8	6	0	6	8	0	.286
Axelson, Josh	0-1	22.24	4	1	0	0	0	5.2	11	14	14	4	5	5	2	.407
Benes, Alan	0-0	9.00	1	0	0	0	0	1.0	1	1	1	1	0	0	0	.250
Cavazos, Andy	0-0	0.00	2	0	0	0	0	2.0	1	0	0	0	0	4	0	.143
Cook, Jeremy	1-2	3.48	10	0	0	0	0	20.2	19	8	8	2	5	13	0	.247
Cummings, Jeremy	2-1	4.75	5	5	0	0	0	30.1	35	19	16	6	9	25	0	.282
Doyne, Cory	0-0	0.59	13	0	0	0	8	15.1	6	1	1	0	9	13	1	.115
Estrada, Kevin	0-0	81.00	1	0	0	0	0	0.1	1	3	3	1	1	2	1	.333
Ferrari, Anthony	0-0	8.31	6	0	0	0	0	4.1	6	4	4	2	5	5	0	.333
Kinney, Josh	0-1	4.15	3	0	0	0	0	4.1	2	2	2	0	5	4	0	.133
Lambert, Chris	2-1	3.34	6	6	0	0	0	35.0	29	15	13	3	18	30	1	.223
*Leek, Randy	3-2	4.78	6	6	0	0	0	37.2	46	24	20	10	6	21	2	.305
Mears, Chris	0-2	5.25	13	0	0	0	0	12.0	13	7	7	0	5	6	0	.289
Nelson, Joe	0-0	0.00	1	0	0	0	0	1.1	1	0	0	0	0	2	0	.200
*Ool, Kevin	1-0	9.00	3	0	0	0	0	3.0	5	3	3	0	1	2	1	.357
Pals, Jordan	1-3	2.65	5	5	0	0	0	34.0	26	11	10	0	6	22	0	.217
Pomeranz, Stuart	1-3	7.88	5	5	0	0	0	24.0	31	21	21	4	14	13	2	.301
*Rawson, Anthony	0-1	5.14	10	0	0	0	1	7.0	9	4	4	2	6	6	1	.321
Total-All Pitchers	12-17	4.74	29	29	0	0	9	252.1	258	145	133	39	101	181	11	.264

*left-handed

#switch-hitter

2005 CARDINALS MONTH-BY-MONTH

AUGUST

BATTER	AVG	G	AB	R	H	2B	3B	HR	RBI	BB	SO	SB	CS	SLG	OBP
*Ankiel, Rick	.272	25	103	14	28	6	0	7	25	8	18	0	0	.534	.324
Bolivar, Papo	.345	19	58	11	20	3	1	2	10	8	7	5	1	.534	.433
Boyd, Shaun	.267	30	131	32	35	9	0	5	22	11	30	6	1	.450	.338
Cresse, Brad	.280	7	25	3	7	3	0	0	3	2	7	0	0	.400	.333
Cummings, Jeremy	.333	1	3	2	1	0	0	0	1	0	0	0	0	.333	.333
#Estrada, Kevin	.444	11	36	6	16	3	1	0	4	5	4	2	1	.583	.512
Haerther, Cody	.348	22	66	12	23	4	1	5	14	3	9	0	1	.667	.386
*Hanson, Travis	.310	30	116	18	36	8	0	4	25	11	16	1	0	.483	.364
Herr, Aaron	.305	29	118	15	36	8	0	5	24	6	25	0	0	.500	.354
Johnson, Gabe	.212	30	118	10	25	4	0	5	19	7	38	0	0	.373	.266
Kinney, Josh	.000	3	1	0	0	0	0	0	0	0	0	0	0	.000	.000
Lambert, Chris	.000	1	2	0	0	0	0	0	0	0	0	0	0	.000	.000
Laya, Rayner	.500	9	18	3	9	1	1	0	4	0	1	0	0	.667	.500
Leek, Randy	.000	1	1	0	0	0	0	0	0	0	1	0	0	.000	.000
Minges, Tyler	.393	15	56	19	22	8	1	2	5	11	9	1	1	.679	.485
*Moylan, Dan	.218	18	55	9	12	2	0	1	5	11	11	1	0	.309	.348
Pagnozzi, Matt	.080	10	25	1	2	1	0	0	1	2	5	0	0	.120	.148
Pals, Jordan	.000	1	2	0	0	0	0	0	0	0	1	0	0	.000	.000
Parker, Tyler	.292	9	24	4	7	2	0	0	3	2	7	0	1	.375	.346
Pomeranz, Stuart	.000	1	2	0	0	0	0	0	0	0	1	0	0	.000	.000
Ryan, Brendan	.253	27	91	18	23	4	1	2	4	13	14	5	0	.385	.346
Total-All Batters	.287	307	1051	177	302	66	6	38	169	100	204	21	6	.470	.354

PITCHER	W-L	ERA	G	GS	CG	SHO	SV	IP	H	R	ER	HR	BB	SO	WP	AVG
*Alvarez, Oscar	1-0	6.30	2	2	0	0	0	10.0	15	7	7	2	3	8	0	.385
Axelson, Josh	0-0	12.08	6	1	0	0	0	12.2	20	18	17	1	8	16	4	.364
Benes, Alan	1-0	6.60	12	0	0	0	0	15.0	17	12	11	4	7	14	3	.274
Cavazos, Andy	1-0	4.30	12	0	0	0	1	14.2	15	7	7	3	1	14	0	.263
Cook, Jeremy	0-2	13.50	6	1	0	0	0	10.2	21	20	16	4	7	5	0	.396
Cummings, Jeremy	1-0	7.11	1	1	0	0	0	6.1	6	5	5	2	1	4	0	.240
Doyne, Cory	1-1	2.31	11	0	0	0	6	11.2	10	5	3	2	9	13	2	.213
Kinney, Josh	1-0	0.00	6	0	0	0	0	7.1	3	2	0	0	2	8	0	.120
Lambert, Chris	1-4	8.78	6	6	0	0	0	26.2	42	32	26	2	14	14	2	.368
*Leek, Randy	4-1	4.36	5	5	2	1	0	33.0	33	16	16	4	7	21	0	.258
Nelson, Joe	0-0	2.25	8	0	0	0	1	12.0	3	3	3	1	7	20	1	.079
Nussbeck, Mark	1-0	1.50	1	1	0	0	0	6.0	5	1	1	0	0	5	0	.238
*Ool, Kevin	0-0	3.68	10	0	0	0	0	14.2	14	8	6	0	7	10	1	.233
Pals, Jordan	1-3	5.40	6	6	0	0	0	33.1	38	26	20	7	14	18	0	.288
Pomeranz, Stuart	3-2	3.00	6	6	0	0	0	39.0	33	17	13	1	12	25	2	.226
*Pulsipher, Bill	1-0	2.70	1	1	0	0	0	6.2	8	2	2	2	1	7	1	.296
Total-All Pitchers	17-13	5.30	30	30	2	1	8	259.2	283	181	153	35	100	202	16	.275

*left-handed

#switch-hitter

SEPTEMBER

BATTER	AVG	G	AB	R	H	2B	3B	HR	RBI	BB	SO	SB	CS	SLG	OBP
*Ankiel, Rick	.308	3	13	4	4	1	0	3	5	1	3	0	0	1.077	.357
Bolivar, Papo	.467	4	15	4	7	0	0	2	3	2	5	0	0	.867	.529
Boyd, Shaun	.250	1	4	0	1	0	0	0	1	0	1	0	0	.250	.200
Haerther, Cody	.375	4	16	3	6	0	0	1	5	1	2	0	0	.563	.412
*Hanson, Travis	.286	4	14	3	4	1	0	0	2	4	3	0	0	.357	.444
Herr, Aaron	.600	1	5	2	3	0	0	0	1	0	0	0	0	.600	.600
Johnson, Gabe	.250	4	12	1	3	0	0	1	4	3	3	0	0	.500	.412
Laya, Rayner	.200	3	10	2	2	0	0	0	0	1	0	0	1	.200	.273
*Moylan, Dan	.231	4	13	2	3	1	0	0	2	2	1	0	0	.308	.333
Parker, Tyler	.214	4	14	1	3	1	0	1	2	1	3	0	0	.500	.313
Ryan, Brendan	.474	4	19	5	9	1	0	0	1	0	2	0	0	.526	.474
Total-All Batters	.333	36	135	27	45	5	0	8	26	15	23	0	1	.548	.403

PITCHER	W-L	ERA	G	GS	CG	SHO	SV	IP	H	R	ER	HR	BB	SO	WP	AVG
Axelson, Josh	0-0	13.50	1	0	0	0	0	2.2	3	4	4	1	4	3	0	.300
Benes, Alan	0-0	0.00	2	0	0	0	0	3.2	2	0	0	0	0	2	0	.154
Cavazos, Andy	0-0	0.00	1	0	0	0	0	2.0	0	0	0	0	0	0	0	.000
Cook, Jeremy	0-0	11.57	2	0	0	0	0	2.1	7	3	3	1	0	2	0	.500
Doyne, Cory	0-0	0.00	1	0	0	0	1	1.0	0	0	0	0	0	0	0	.000
Kinney, Josh	0-0	0.00	3	0	0	0	1	3.0	3	0	0	0	0	3	0	.273
Lambert, Chris	0-1	81.00	1	1	0	0	0	0.2	3	6	6	0	1	2	0	.600
*Leek, Randy	1-0	1.29	1	1	0	0	0	7.0	5	1	1	1	0	3	0	.200
Nussbeck, Mark	1-0	7.20	1	1	0	0	0	5.0	6	4	4	2	1	3	3	.353
*Ool, Kevin	0-0	33.75	1	0	0	0	0	1.1	7	5	5	1	0	1	1	.700
Pals, Jordan	1-0	3.68	1	1	0	0	0	7.1	8	4	3	1	0	4	1	.258
Total-All Pitchers	3-1	6.50	4	4	0	0	2	36.0	44	27	26	7	6	23	5	.303

*left-handed #switch-hitter

2005 REVIEW

2005 CARDINALS VS OPPONENTS

TEXAS LEAGUE EAST

	Home		Road		Totals		Series		
	W	L	W	L	W	L	W	L	T
Arkansas	7	7	5	9	12	16	2	4	-
Tulsa	10	4	4	10	14	14	3	3	-
Wichita	6	8	7	7	13	15	2	3	1
TOTALS	23	19	16	26	39	45	7	10	1

TEXAS LEAGUE WEST

	Home		Road		Totals		Series		
	W	L	W	L	W	L	W	L	T
Corpus Christi	4	3	4	3	8	6	2	0	2
Frisco	6	1	3	4	9	5	2	1	1
Midland	5	2	3	4	8	6	3	1	-
San Antonio	3	4	3	4	6	8	1	2	1
TOTALS	18	10	13	15	31	25	8	4	4

2005 CARDINALS RECORD WHEN

At home: 41-29
On the road: 29-41

In day games: 9-14
In night games: 61-56

Cardinals score first: 48-24
Opponent scores first: 22-46

In extra inning games: 5-8
Double-headers: 3-2
In one-run games: 21-24
Shutouts: 4-6
Committing no errors: 28-17

Scoring more than 4 runs: 50-23
Scoring 4 runs or less: 20-47

Hit 0 home runs: 19-39
Hit 1 home run: 19-20
Hit 2 or more home runs: 32-11

Out-hit opponents: 47-15
Out-hit by opponents: 15-49

Leading after 6 innings: 57-5
Tied after 6 innings: 6-11
Trailing after 6 innings: 7-54

Leading after 7 innings: 56-2
Tied after 7 innings: 7-10
Trailing after 7 innings: 7-58

Leading after 8 innings: 58-1
Tied after 8 innings: 7-9
Trailing after 8 innings: 3-59

First game of Series: 14-20
Last game of Series: 15-19

First game of home stand: 11-6
Last game of home stand: 10-7
First game of road trip: 3-14
Last game of road trip: 5-12
After an off-day: 4-5

By Day:
Monday: 10-7
Tuesday: 8-11
Wednesday: 12-6
Thursday: 10-10
Friday: 11-11
Saturday: 9-12
Sunday: 8-12

By Month:
April: 8-14
May: 17-13
June: 13-12
July: 12-17
August: 17-13
September: 3-1

By Series:
Won: 15
Lost: 14
Split: 5
Swept opponent: 1
Was swept by opponent: 1

2005 FINAL ATTENDANCE

	Total	Average
Frisco RoughRiders	581,074	8,421
Springfield Cardinals	526,561	7,522
Corpus Christi Hooks	505,189	7,217
Tulsa Drillers	335,018	4,786
San Antonio Missions	272,922	3,899
Midland RockHounds	252,059	3,707
Arkansas Travelers	196,366	3,021
Wichita Wranglers	165,077	2,663

2005 CARDINALS HIGHS & LOWS

TEAM BATTING

Most Runs - Inning - Cards.....	10	7/25 at Arkansas
Most Runs - Inning - Opponent.....	10	5/25 at Midland
Most Runs - Game - Cards.....	15	8/10 at Frisco
Most Runs - Game - Opponent.....	17	8/12 vs. Midland
Most Runs - Game - Both Clubs.....	27	9/4 vs. Arkansas
Most Hits - Game - Cards.....	20	6/14 at Arkansas
Most Hits - Game - Opponent.....	22	5/25 at Midland
Fewest Hits - Game - Cards.....	2	4/13 vs. Tulsa
Most Home Runs - Game - Cards.....	*5	8/3 at Arkansas
Most Home Runs - Game - Opponent.....	6	8/12 vs. Midland

TEAM PITCHING

Most Strikeouts - Game - Cards.....	15	8/11 vs. Midland
Most Strikeouts - Game - Opponent.....	15	5/3 vs. San Antonio
Fewest Strikeouts - Game - Cards.....	1	4/19 at Wichita
Fewest Strikeouts - Game - Opponent.....	*2	9/2 vs. Arkansas
Most Walks - Game - Cards.....	13	8/11 vs. Midland
Most Walks - Game - Opponent.....	*8	8/10 at Frisco
Fewest Walks - Game - Cards.....	*0	9/3 vs. Arkansas
Fewest Walks - Game - Opponent.....	*0	8/26 vs. Tulsa
Fewest Hits Allowed.....	1	6/5 vs. Frisco

TEAM MISCELLANEOUS

Longest Winning Streak.....	5	8/25 - 8/29
Longest Losing Streak.....	4	4/7 - 4/10
Longest Game - Innings.....	14	4/23 at Tulsa
Longest Game - Time (Overall).....	5:27	8/11 vs. Midland
Longest Game - Time (9-inning game).....	3:24	5/7 at Corpus Christi
Largest Margin of Victory.....	14	8/10 at Frisco
Largest Margin of Defeat.....	15	8/5 at Arkansas
Largest Crowd - Home.....	9,720	8/26 vs. Tulsa
Largest Crowd - Road.....	10,189	5/27 at Frisco
Most Left on Base.....	16	8/11 vs. Midland
Most Errors.....	5	5/27 at Frisco

INDIVIDUAL BATTING

Longest Hitting Streak (Games).....	18, Hanson	8/11-8/29
Most Runs - Game.....	4, Boyd	8/10 at Frisco
Most Hits - Game.....	*4, Bolivar	9/1 vs. Arkansas
Most Doubles - Game.....	*2, Ankiel	8/28 at Wichita
Most Triples - Game.....	*1, Laya	8/29 at Wichita
Most Home Runs - Game.....	*2, Ankiel	9/4 vs. Arkansas
Most RBI - Game.....	*6, Hanson	8/3 at Arkansas
Most Stolen Bases - Game.....	*2, Ryan	8/14 vs. Frisco

INDIVIDUAL PITCHING

Most Strikeouts - Game (Starter).....	9, Lambert	7/7 vs. Tulsa
Most Strikeouts - Game (Reliever).....	7, Axelson	8/12 vs. Midland
Most Innings Pitched - Game (Starter).....	9.0, Leek	8/14 vs. Frisco
Most Innings Pitched - Game (Reliever).....	4.2, Axelson	8/12 vs. Midland
Longest Winning Streak.....	4, Leek	5/19 - 6/3
Longest Losing Streak.....	6, Pals	7/11 - 8/18

*Happened more than once - last time is listed.

2005 CARDINALS TRANSACTIONS

April 18: C Gabe Johnson placed on the 7-day DL

April 18: C Brad Cresse transferred from Memphis (AAA)

April 23: C Brad Cresse promoted to Memphis (AAA)

April 23: C Jason Motte promoted from Palm Beach (A)

April 27: INF Bo Robinson released

April 27: C Robinson Cancel signed as a minor league free agent

April 27: RHP Shane Wallace transferred to Palm Beach (A)

April 27: RHP Rich Scalamandre promoted from Palm Beach (A)

April 27: C Jason Motte transferred to Palm Beach (A)

April 28: RHP Nate Cotton transferred to Palm Beach (A)

April 28: INF Aaron Herr signed as a minor league free agent

April 28: OF Rick Ankiel activated from the DL

May 1: RHP Andy Cavazos transferred to Palm Beach (A)

May 1: RHP Cory Doyne promoted from Palm Beach (A)

May 5: INF Matt DeMarco transferred to Palm Beach (A)

May 5: RHP Mark Nussbeck signed as a minor league free agent

May 7: OF Rick Ankiel placed on the 7-day DL

May 9: RHP Nick Stocks released

May 9: RHP Anthony Ferrari signed as a minor league free agent

May 10: C Dan Moylan promoted to Memphis (AAA)

May 10: C Jason Motte promoted from Palm Beach (A)

May 12: RHP Mark Nussbeck promoted to Memphis (AAA)

May 13: RHP Josh Pearce signed as a minor league free agent

May 13: C Dan Moylan transferred from Memphis (AAA)

May 13: C Jason Motte transferred to Palm Beach (A)

May 17: RHP Rich Scalamandre transferred to Palm Beach (A)

May 18: INF Juan Diaz signed as a minor league free agent

May 19: RHP Evan Rust transferred from Memphis (AAA)

May 19: RHP Buddy Blair transferred to Palm Beach (A)

May 22: RHP Josh Kinney promoted to Memphis (AAA)

May 22: RHP Stuart Pomeranz promoted from Palm Beach (A)

May 30: RHP Jeremy Cummings transferred from Memphis (AAA)

May 30: RHP Josh Axelson transferred to Palm Beach (A)

May 31: OF Cody Haerther promoted from Palm Beach (A)

May 31: OF Reid Gorecki transferred to Palm Beach (A)

June 1: LHP Oscar Alvarez placed on the 7-day DL

June 1: RHP Chris Lambert promoted from Palm Beach (A)

June 4: RHP Josh Pearce promoted to Memphis (AAA)

June 8: LHP Oscar Alvarez activated from the DL

June 11: INF Miiko Jaramillo placed on the 7-day DL

June 14: INF Mike McCoy promoted from Palm Beach (A)

June 20: OF Pete Zoccolillo transferred from Memphis (AAA)

June 23: INF Miiko Jaramillo activated off the DL

June 23: INF Mike McCoy transferred to Palm Beach (A)

June 23: INF Andy Schutzenhofer transferred to Palm Beach (A)

June 29: RHP Evan Rust placed on the 7-day DL

July 1: RHP Chris Mears signed as a minor league free agent

July 14: C Dan Moylan promoted to Memphis (AAA)

July 14: C Matt Pagnozzi transferred to Palm Beach (A)

July 18: OF Pete Zoccolillo promoted to Memphis (AAA)

July 19: INF Brendan Ryan promoted from Palm Beach (A)

July 20: RHP Anthony Ferrari released

July 20: RHP Josh Axelson promoted from Palm Beach (A)

July 22: C Gabe Johnson activated off the DL

July 22: C Robinson Cancel promoted to Memphis (AAA)

July 22: C Dan Moylan transferred from Memphis (AAA)

July 22: INF Miiko Jaramillo promoted to Memphis (AAA)

July 24: RHP Chris Mears released

July 24: RHP Andy Cavazos promoted from Palm Beach (A)

July 24: LHP Anthony Rawson transferred to Palm Beach (A)

July 24: LHP Kevin Ool promoted from Palm Beach (A)

July 24: LHP Oscar Alvarez transferred to Palm Beach (A)

July 24: RHP Josh Kinney transferred from Memphis (AAA)

July 31: RHP Alan Benes signed as a minor league FA

July 31: RHP Joe Nelson signed as a minor league FA

July 31: RHP Stuart Pomeranz placed on the 7-day DL

July 31: RHP Josh Kinney placed on the 7-day DL

(continued)

August 2: RHP Cory Doyne placed on the 7-day DL

August 2: OF Rick Ankiel promoted from Quad Cities (A)

August 2: INF Juan Diaz placed on the 7-day DL

August 5: RHP Stuart Pomeranz activated off the DL

August 6: RHP Jeremy Cummings promoted to Memphis (AAA)

August 6: LHP Oscar Alvarez promoted from Palm Beach (A)

August 9: RHP Cory Doyne activated off the DL

August 9: LHP Randy Leek promoted to Memphis (AAA)

August 10: LHP Randy Leek transferred from Memphis (AAA)

August 15: LHP Bill Pulsipher transferred from Memphis (AAA)

August 15: LHP Oscar Alvarez transferred to Palm Beach (A)

August 16: INF Kevin Estrada placed on the 7-day DL

August 19: INF Rayner Laya promoted from Palm Beach (A)

August 20: RHP Josh Kinney activated off the DL

August 20: RHP Jeremy Cook placed on the 7-day DL

August 20: LHP Bill Pulsipher promoted to Memphis (AAA)

August 20: RHP Mark Nussbeck transferred from Memphis (AAA)

August 22: C Brad Cresse transferred from Memphis (AAA)

August 22: C Matt Pagnozzi transferred to Palm Beach (A)

August 23: OF Tyler Parker promoted from Palm Beach (A)

August 23: OF Tyler Minges placed on the 7-day DL

August 26: RHP Jeremy Cook activated off the DL

August 26: RHP Joe Nelson placed on the 7-day DL

August 31: C Brad Cresse promoted to Memphis (AAA)

2005 TEXAS LEAGUE STATISTICS

TEAM BATTING

CLUBS	AVG	G	AB	R	H	2B	3B	HR	RBI	BB	SO	SB	CS	GIDP	LOB	SLG	OBP
Arkansas	.281	140	4679	760	1314	240	46	152	700	410	835	171	89	91	867	.449	.345
Midland	.281	140	4823	773	1353	283	30	140	717	524	957	41	38	146	1012	.439	.355
Wichita	.278	140	4791	744	1330	252	39	136	698	439	755	99	45	121	975	.432	.342
Springfield	.271	140	4855	691	1318	254	22	147	645	425	954	73	46	121	984	.424	.335
Frisco	.270	141	4875	632	1318	228	31	87	574	408	891	129	61	116	1002	.383	.330
San Antonio	.269	140	4840	630	1302	232	39	113	576	347	1024	146	84	100	938	.403	.323
Corpus Christi	.257	141	4779	530	1228	221	30	96	495	378	973	143	74	88	989	.376	.316
Tulsa	.249	140	4611	649	1148	223	31	115	598	525	1054	101	60	93	963	.386	.331
Totals	.270	1122	38253	5409	10311	1933	268	986	5003	3456	7443	903	497	876	7730	.411	.335

TEAM PITCHING

CLUBS	W-L	ERA	G	CG	SHO	SV	IP	H	R	ER	HR	HB	BB	SO	WPBK
Corpus Christi	64-76	3.34	141	6	10	23	1257.0	1147	551	466	106	59	362	1036	51
San Antonio	76-64	3.74	140	1	9	48	1252.2	1286	614	521	96	43	441	979	76
Tulsa	75-65	4.02	140	8	7	39	1234.2	1251	622	551	127	75	352	852	77
Midland	78-62	4.26	140	0	8	42	1243.2	1318	678	589	105	43	464	964	59
Arkansas	71-69	4.56	140	4	8	32	1209.1	1321	701	613	143	60	451	848	54
Springfield	70-70	4.57	140	3	4	37	1247.1	1325	732	634	153	63	457	884	73
Frisco	58-82	4.70	141	5	4	32	1250.1	1352	745	653	142	53	463	990	73
Wichita	68-72	4.92	140	3	4	35	1215.0	1311	766	664	114	69	466	890	84
Totals	580-580	4.26	1122	28	54	288	9910.0	10311	5409	4708	986	485	3456	7443	547

TEAM FIELDING

CLUBS	PCT	G	PO	A	E	TC	DP	TP	PB
Midland	.976	140	3731	1494	127	5352	112	0	12
Frisco	.976	141	3751	1552	132	5435	158	1	11
Tulsa	.975	140	3704	1595	134	5433	136	1	6
San Antonio	.973	140	3758	1483	146	5387	142	0	18
Wichita	.972	140	3645	1509	147	5301	126	0	14
Arkansas	.972	140	3629	1520	147	5296	175	0	18
Corpus Christi	.972	141	3771	1501	153	5425	118	1	10
Springfield	.969	140	3741	1529	171	5441	127	0	22
Totals	.973	1122	29930	12183	1157	43070	1094	3	111

2005 TEXAS LEAGUE BATTING LEADERS

BATTING AVERAGE

.343	Huber, J.	WIC
.324	Minges, T.	SPR
.319	Ethier, A.	MID
.316	Stavisky, B.	MID
.315	Arias, J.	FRI

DOUBLES

36	Saccomanno, M.	COR
36	Stavisky, B.	MID
34	Minges, T.	SPR
33	Aviles, M.	WIC
31	Kiger, M.	MID

SLUGGING PERCENTAGE

.570	Huber, J.	WIC
.564	Minges, T.	SPR
.552	Aldridge, C.	WIC
.518	Pressley, J.	WIC
.508	Napoli, M.	ARK

HOME RUNS

31	Napoli, M.	ARK
27	Aldridge, C.	WIC
22	Hoorelbeke, J.	SAN
22	Perry, J.	MID
22	Pressley, J.	WIC

TRIPLES

11	Murphy, T.	ARK
10	Aybar, E.	ARK
10	Stocker, M.	WIC
9	Anderson, J.	COR
9	Rodriguez, M.	COR

TOTAL BASES

251	Ethier, A.	MID
250	Hanson, T.	SPR
242	Minges, T.	SPR
242	Stavisky, B.	MID
241	Murphy, T.	ARK

RUNS BATTED IN

99	Napoli, M.	ARK
97	Hanson, T.	SPR
88	Pressley, J.	WIC
88	Stavisky, B.	MID
81	2 Players tied	

EXTRA-BASE HITS

59	Minges, T.	SPR
55	Napoli, M.	ARK
53	Aviles, M.	WIC
53	Stavisky, B.	MID
52	2 players tied	

AT-BATS

546	Hanson, T.	SPR
535	Aybar, E.	ARK
524	Anderson, J.	COR
521	Aviles, M.	WIC
520	Bubela, J.	SAN

STOLEN BASES

50	Anderson, J.	COR
49	Aybar, E.	ARK
41	Yan, R.	FRI
40	Bubela, J.	SAN
40	Willits, R.	ARK

WALKS

88	Napoli, M.	ARK
87	Miller, T.	TUL
69	Stavisky, B.	MID
68	Kiger, M.	MID
66	Espy, N.	SAN

STRIKEOUTS

156	Hoorelbeke, J.	SAN
145	Jimerson, C.	COR
140	Napoli, M.	ARK
133	Barker, S.	TUL
129	Nelson, J.	SAN

HITS

162	Aybar, E.	ARK
161	Ethier, A.	MID
161	Stavisky, B.	MID
157	Arias, J.	FRI
155	Hanson, T.	SPR

GAMES

137	Hanson, T.	SPR
135	Murphy, T.	ARK
135	Stavisky, B.	MID
134	Aybar, E.	ARK
134	Saccomanno, M.	COR

ADDITIONAL LEADERS

HBP	Abyar, E.,	ARK, 14
IBB	Slavik, C.,	TUL, 7
CS	Aybar, E.,	ARK, 23
GIDP	Stavisky, B.,	MID, 23
SF	Espy, N.,	SAN, 10
SH	Bernier, D.,	TUL & Guzman, J., SAN, 10

RUNS

104	Ethier, A.	MID
102	Miller, T.	TUL
101	Aybar, E.	ARK
98	Minges, T.	SPR
96	Napoli, M.	ARK

ON-BASE PERCENTAGE

.432	Huber, J.	WIC
.400	Miller, T.	TUL
.400	Pressley, J.	WIC
.398	Stavisky, B.	MID
.392	Minges, T.	SPR

2005 TEXAS LEAGUE PITCHING LEADERS

EARNED RUN AVERAGE

2.86	Livingston, B.	SAN
2.87	Hirsh, J.	COR
3.03	Barzilla, P.	COR
3.12	Sampson, C.	COR
3.19	Nin, S.	TUL
3.33	McClaskey, T.	COR
3.67	Oldham, T.	SAN
3.71	Olenberger, K.	ARK
3.79	Parker, Z.	TUL
3.83	Leek, R.	SPR

WINS

15	Leek, R.	SPR
13	Davidson, D.	ARK
13	Hirsh, J.	COR
13	Oldham, T.	SAN
12	4 players tied	

SAVES

21	Bevis, P.J.	TUL
19	Doyne, C.	SPR
19	Santos, A.	MID
15	Serrano, A.	ARK
14	2 players tied	

STRIKEOUTS

165	Hirsh, J.	COR
128	Bondurant, S.	MID
126	Shell, S.	ARK
115	Oldham, T.	SAN
112	Huber, J.	SAN

INNINGS PITCHED

185.2	Leek, R.	SPR
172.1	Hirsh, J.	COR
171.1	Middleton, K.	WIC
169.2	Asahina, J.	TUL
165.0	2 players tied	

LOSSES

12	Masset, N.	FRI
12	Sampson, C.	COR
11	Pals, J.	SPR
11	Sandoval, J.	SAN
11	Stodolka	WIC

GAMES

56	Wilhite, M.	ARK
55	Kohn, S.	MID
51	Beckstead, J.	TUL
51	Hoelscher, N.	WIC
51	Pullin, A.	ARK

COMPLETE GAMES

4	Asahina, J.	TUL
4	Nin, S.	TUL
3	Leek, R.	SPR
2	Baerlocher, R.	WIC
2	3 other players tied	

WALKS

61	Masset, N.	FRI
59	Bondurant, B.	MID
58	Shell, S.	ARK
54	Dickinson, D.	MID
53	Bass, B.	WIC

WALKS

88	Napoli, M.	ARK
87	Miller, T.	TUL
69	Stavisky, B.	MID
68	Kiger, M.	MID
66	Espy, N.	SAN

SHUTOUTS

2	Leek, R.	SPR
1	Asahina, J.	TUL
1	Baerlocher, R.	WIC
1	Hirsh, J.	COR
1	5 other players tied	

HOME RUNS ALLOWED

29	Leek, R.	SPR
22	Davidson, D.	ARK
22	Middleton, K.	WIC
20	Bondurant, S.	MID
19	Masset, N.	FRI

GAMES STARTED

29	Hirsh, J.	COR
28	Bondurant, S.	MID
28	Middleton, K.	WIC
28	Sandoval, J.	SAN
27	6 players tied	

GAMES FINISHED

39	Bevis, P.J.	TUL
36	Peguero, J.	COR
35	Santos, A.	MID
33	Feldman, S.	FRI
32	Stertzbach, V.	ARK

ADDITIONAL LEADERS

Win % - Davidson, D., ARK, .722
 Hits All.- Middleton, K., WIC, 218
 Runs All. - Masset, N., FRI, 124
 ER All. - Masset, N., FRI, 108
 Hit Batters. - Parker, Z., TUL, 18
 WP - Griffin, C., WIC, 16
 Balks - Asahina, J., TUL, 5

2005 TEXAS LEAGUE FIELDING LEADERS

FIRST BASE

Leader -- Hart, J., FRI, .995%

Games -- Hart, J., FRI, 114
 TC -- Hart, J., FRI, 1115
 Putouts -- Hart, J., FRI, 1049
 Assists -- Hart, J., FRI, 60
 Errors -- Pressley, WIC, 14
 DP -- Hart, J., FRI, 106

SHORTSTOP

Leader -- Bernier, D., TUL, .974%

Games -- Aybar, E., ARK, 134
 TC -- Aybar, E., ARK, 678
 Putouts -- Aybar, E., ARK, 243
 Assists -- Aybar, E., ARK, 403
 Errors -- Aviles, M., WIC, 33
 DP -- Aybar, E., ARK, 108

PITCHER

Leader -- Leek, R., SPR, .982%

Games -- Wilhite, M., ARK, 56
 TC -- Leek, R., SPR, 57
 Putouts -- Asahina, J., TUL, 15
 Assists -- Leek, R., SPR, 43
 Errors -- Sandoval, J., SAN, 9
 DP -- 3 players tied with 3

SECOND BASE

Leader -- Castro, I., SAN, .978%

Games -- Nix, J., TUL, 131
 TC -- Nix, J., TUL, 725
 Putouts -- Nix, J., TUL, 274
 Assists -- Nix, J., TUL, 433
 Errors -- Herr, A., SPR, 22
 DP -- Nix, J., TUL, 85

OUTFIELD

Leader -- Stanley, S., MID, .997%

Games -- Murphy, T., ARK, 130
 TC -- Boyd, S., SPR, 315
 Putouts -- Stanley, S., MID, 297
 Assists -- Murphy, T., ARK, 18
 Errors -- Senreiso, J., FRI, 12
 DP -- Murphy, T., ARK, 7

THIRD BASE

Leader -- King, B., WIC, .951%

Games -- Hanson, T., SPR, 136
 TC -- Hanson, T., SPR, 395
 Putouts -- Hanson, T., SPR, 95
 Assists -- Hanson, T., SPR, 264
 Errors -- Hanson, T., SPR, 36
 DP -- Guzman, J., SAN, 28

CATCHER

Leader -- Gimenez, H., COR, .990%

Games -- Napoli, M., ARK, 109
 TC -- Brown, J., MID, 761
 Putouts -- Brown, J., MID, 691
 Assists -- Tupman, M., WIC, 82
 Errors -- Napoli, M., ARK, 14
 DP -- Tupman, M., WIC, 12
 PB -- Napoli, M., ARK, 13

CAUGHT STEALING / STOLEN BASES AGAINST EFFICIENCY

CLUB	CS	SB	ATT	PCT
Midland	45	163	208	.216
Springfield	60	154	214	.280
Tulsa	53	107	160	.331
Corpus Christi	65	120	185	.351
Wichita	77	117	194	.397
Frisco	62	90	152	.408
Arkansas	71	91	162	.438
San Antonio	64	61	125	.512
TOTALS	497	903	1400	.355

HISTORY & RECORDS



SPRINGFIELD CARDINALS FIRSTS

OFFENSIVE FIRSTS:

FIRST HIT -- Shaun Boyd -- 4/7/05.....led off game with a double at ARK
FIRST RUN -- Shaun Boyd -- 4/7/05.....scored on Hanson's HR just three batters into game at ARK
FIRST HOME RUN -- Travis Hanson -- 4/7/05.....2-run HR just three batters into game at ARK
FIRST RBI -- Travis Hanson -- 4/7/05.....2-run HR in the 1st inning at ARK
FIRST SINGLE -- Milko Jaramillo -- 4/7/05.....RBI single in the 5th inning at ARK
FIRST DOUBLE -- Shaun Boyd -- 4/7/05.....led off game at ARK
FIRST TRIPLE -- Travis Hanson -- 4/12/05.....RBI triple in the 4th inning vs. TUL
FIRST HR TO LEAD OFF A GAME -- Kevin Estrada -- 5/9/05.....Top of the 1st inning at SAN
FIRST WALK-OFF HR -- Tyler Minges -- 4/28/05.....Bottom of the 9th inning in 2-1 victory vs. COR
FIRST GRAND SLAM -- Tyler Minges -- 4/18/05.....Off Ambiorix Burgos in 8th inning at WIC
FIRST MULTI-HOMER GAME -- Tyler Minges -- 4/18/05.....two HR's at WIC
FIRST STOLEN BASE -- Shaun Boyd -- 4/13/05.....stole 2nd base in the 1st inning at TUL
FIRST SB ATTEMPT -- Kevin Estrada -- 4/7/05.....caught stealing 2nd in 9th inning at ARK
FIRST PITCHER WITH A HIT -- Buddy Blair -- 4/14/05.....infield single in 4th inning vs. TUL
FIRST PITCHER WITH A HR -- Jordán Pals -- 5/6/05.....2-run HR in 2nd inning at COR

FIRST PITCHER TO RECORD A:

WIN -- Randy Leek -- 4/12/05.....2-1 victory vs. TUL
LOSS -- Nate Cotton -- 4/7/05.....6-5 loss at ARK
SAVE -- Josh Kinney -- 4/12/05.....2-1 victory vs. TUL
STRIKEOUT -- Jeremy Cook -- 4/7/05.....struck out Erick Aybar in 3rd inning at ARK
WALK -- Jeremy Cook -- 4/7/05.....walked Reggie Willits to lead off 1st inning at ARK
COMPLETE GAME -- Randy Leek -- 5/29/05.....7-inning 3-0 win in Game 1 of DH at FRI
COMPLETE GAME SHUTOUT -- Randy Leek -- 5/29/05.....7-inning 3-0 win in Game 1 of DH at FRI
COMPLETE GAME 9-INN SHUTOUT -- Randy Leek -- 8/14/05.....6-0 win vs. FRI

TEAM FIRSTS

FIRST WIN -- 4/12/05.....2-1 victory in Home Opener vs. TUL
FIRST LOSS -- 4/7/05.....6-5 loss in Road Opener at ARK
FIRST SERIES SWEEP -- 6/3/05 - 6/5/05.....3-game sweep vs. FRI
FIRST SERIES SWEPT -- 4/7/05 - 4/10/05.....4-game sweep at ARK
FIRST EXTRA INNING GAME -- 4/15/05.....5-4 loss in 10 innings vs. TUL
FIRST EXTRA INNING WIN -- 5/1/05.....2-1 win in 10 innings vs. COR
FIRST DOUBLE HEADER -- 5/29/05.....3-0 win in Game 1, 6-5 11-inning loss in Game 2 at FRI

FIRST STARTING LINEUP -- 4/7/05

LF - Shaun Boyd
CF - Reid Gorecki
3B - Travis Hanson
DH - Papo Bolivar
C - Gabe Johnson
1B - Andy Schutzenhofer
RF - Tyler Minges
2B - Matt DeMarco
SS - Milko Jaramillo
P - Jeremy Cook

CARDINALS ALL-TIME BATTING LEADERS

BATTING AVERAGE

(Minimum 150 AB/team)

Tyler Minges	.324
Juan Diaz	.308
Aaron Herr	.298
Cody Haerther	.298
Kevin Estrada	.295
Robinson Cancel	.287
Travis Hanson	.284
Shaun Boyd	.275
Brendan Ryan	.273
Papo Bolivar	.271

RUNS BATTED IN

Travis Hanson	97
Aaron Herr	81
Papo Bolivar	62
Tyler Minges	60
Shaun Boyd	60
Juan Diaz	38
Cody Haerther	37
Gabe Johnson	31
Rick Ankiel	30
Robinson Cancel	26

DOUBLES

Tyler Minges	34
Travis Hanson	29
Shaun Boyd	22
Papo Bolivar	22
Aaron Herr	20
Kevin Estrada	19
Robinson Cancel	13
Juan Diaz	13
Milko Jaramillo	13
Cody Haerther	10

GAMES

Travis Hanson	137
Shaun Boyd	127
Papo Bolivar	121
Tyler Minges	116
Aaron Herr	112
Kevin Estrada	90
Robinson Cancel	65
Dan Moylan	65
Cody Haerther	65
Andy Schutzenhofer	63

RUNS

Tyler Minges	98
Travis Hanson	82
Shaun Boyd	82
Papo Bolivar	60
Aaron Herr	56
Kevin Estrada	39
Robinson Cancel	31
Cody Haerther	30
Dan Moylan	29
Brendan Ryan	28

TRIPLES

Tyler Minges	6
Travis Hanson	3
Papo Bolivar	3
Shaun Boyd	2
Kevin Estrada	2
Cody Haerther	1
Aaron Herr	1
Rayner Laya	1
Dan Moylan	1
Brendan Ryan	1

AT-BATS

Travis Hanson	546
Shaun Boyd	502
Tyler Minges	429
Aaron Herr	426
Papo Bolivar	425
Kevin Estrada	292
Robinson Cancel	230
Cody Haerther	208
Juan Diaz	198
Dan Moylan	195

HOME RUNS

Aaron Herr	21
Travis Hanson	20
Tyler Minges	19
Juan Diaz	13
Rick Ankiel	10
Papo Bolivar	10
Cody Haerther	10
Robinson Cancel	8
Shaun Boyd	7
Gabe Johnson	7

STOLEN BASES

Kevin Estrada	18
Papo Bolivar	17
Shaun Boyd	14
Brendan Ryan	6
Tyler Minges	5
Robinson Cancel	4
Travis Hanson	2
Aaron Herr	2
Andy Schutzenhofer	2
3 players tied	1

HITS

Travis Hanson	155
Tyler Minges	139
Shaun Boyd	138
Aaron Herr	127
Papo Bolivar	115
Kevin Estrada	86
Robinson Cancel	66
Cody Haerther	62
Juan Diaz	61
Andy Schutzenhofer	52

WALKS

Travis Hanson	54
Tyler Minges	47
Shaun Boyd	45
Papo Bolivar	34
Robinson Cancel	29
Kevin Estrada	27
Gabe Johnson	17
Reid Gorecki	16
Juan Diaz	17
3 players tied	15

TOTAL BASES

Travis Hanson	250
Tyler Minges	242
Aaron Herr	212
Shaun Boyd	185
Papo Bolivar	173
Kevin Estrada	124
Juan Diaz	113
Cody Haerther	104
Robinson Cancel	103
Gabe Johnson	73

HISTORY

CARDINALS ALL-TIME PITCHING LEADERS

GAMES		INNINGS PITCHED		WINS	
Cory Doyne	48	Randy Leek	185.2	Randy Leek	15
Anthony Rawson	38	Jordan Pals	159.2	Jordan Pals	7
Jeremy Cook	37	Oscar Alvarez	106.0	Oscar Alvarez	6
Josh Kinney	32	Jeremy Cook	103.1	Jeremy Cummings	5
Oscar Alvarez	29	Stuart Pomeranz	98.2	Josh Kinney	5
Anthony Ferrari	29	Chris Lambert	85.0	Stuart Pomeranz	5
Josh Axelson	28	Jeremy Cummings	70.0	Anthony Rawson	4
Randy Leek	28	Cory Doyne	55.1	Jeremy Cook	3
Jordan Pals	27	Josh Axelson	49.0	Chris Lambert	3
Andy Cavazos	23	Josh Kinney	42.0	Mark Nussbeck	3

EARNED RUN AVERAGE

(Minimum 49.0 IP/team)

Josh Kinney	1.29
Cory Doyne	1.95
Oscar Alvarez	3.40
Randy Leek	3.83
Jordan Pals	3.83
Jeremy Cummings	4.50
Stuart Pomeranz	5.29
Jeremy Cook	5.57
Chris Lambert	6.35
Josh Axelson	8.45

WALKS

Chris Lambert	48
Jordan Pals	41
Oscar Alvarez	40
Stuart Pomeranz	40
Cory Doyne	36
Josh Axelson	30
Randy Leek	29
Jeremy Cook	26
Josh Kinney	24
Anthony Rawson	21

STRIKEOUTS

Randy Leek	102
Jordan Pals	102
Chris Lambert	69
Stuart Pomeranz	66
Oscar Alvarez	59
Jeremy Cummings	56
Jeremy Cook	54
Cory Doyne	53
Josh Axelson	46
Josh Kinney	42

SAVES

Cory Doyne	19
Josh Kinney	11
Evan Rust	4
Andy Cavazos	1
Joe Nelson	1
Anthony Rawson	1

THE LAST TIME IT HAPPENED

CARDINAL PINCH-HIT HOME RUN

Papo Bolivar at Corpus Christi, May 7, 2005, eighth inning 2-run homer off Monte Mansfield

CARDINAL BACK-TO-BACK HOME RUNS

Gabe Johnson and Rick Ankiel vs. Arkansas, September 4, 2005, fifth inning off Daniel Davidson

OPPONENT BACK-TO-BACK HOME RUNS

Tommy Murphy and Mike Napoli (ARK) at Springfield, September 1, 2005, fourth inning off Mark Nussbeck

THREE CONSECUTIVE HRs BY CARDINALS

Travis Hanson, Aaron Herr and Juan Diaz vs. Arkansas, July 25, 2005, eighth inning off Mark O'Sullivan

CARDINAL POSITION PLAYER PITCHED

Kevin Estrada at San Antonio, July 15, 2005

HOME RUN BY CARDINAL PITCHER

Randy Leek vs. Tulsa, July 8, 2005, fifth inning solo homer off Ubaldo Jimenez

OPPONENT HOME RUN BY PITCHER

Enmanuel Ulloa (TUL) at Springfield, August 24, 2005, fourth inning 2-run homer off Randy Leek

CARDINAL LEADOFF HOME RUN

Shaun Boyd at Tulsa, July 31, 2005, off Ramon Ramirez

OPPONENT LEADOFF HOME RUN

Steve Stanley (MID) at Springfield, August 12, 2005, off Jeremy Cook

FIVE-GAME WINNING STREAK

August 31, 2005 to September 3, 2005

FOUR-GAME LOSING STREAK

April 7, 2005 to April 10, 2005

SPRINGFIELD CARDINALS ALL-TIME ROSTER & JERSEY NUMBERS

A

Oscar Alvarez, 2005 (#31, #33)
Rick Ankiel, 2005 (#32, #18)
Josh Axelson, 2005 (#28)

B

Alan Benes, 2005 (#39)
Buddy Blair, 2005 (#16)
Papo Bolivar, 2005 (#15)
Shaun Boyd, 2005 (#4)

C

Robinson Cancel, 2005 (#18)
Andy Cavazos, 2005 (#25, #36)
Jeremy Cook, 2005 (#40)
Nate Cotton, 2005 (#35)
Brad Cresse, 2005 (#18, #22)
Jeremy Cummings, 2005 (#34)

D

Matt DeMarco, 2005 (#3)
Juan Diaz, 2005 (#37)
Cory Doyne, 2005 (#35)

E

Cal Eldred, 2005 (#36)
Kevin Estrada, 2005 (#8)

F

Anthony Ferrari, 2005 (#30)

G

Reid Gorecki, 2005 (#11)

H

Cody Haerther, 2005 (#16)
Travis Hanson, 2005 (#23)
Aaron Herr, 2005 (#38)

J

Milko Jaramillo, 2005 (#10)
Gabe Johnson, 2005 (#5)

K

Josh Kinney, 2005 (#34, #33)

L

Chris Lambert, 2005 (#24)
Rayner Laya, 2005 (#3)
Randy Leek, 2005 (#29)

M

Mike McCoy, 2005 (#3)

Chris Mears, 2005 (#36)

Tyler Minges, 2005 (#26)

Jason Motte, 2005 (#36)

Dan Moylan, 2005 (#12)

N

Joe Nelson, 2005 (#31)

Mark Nussbeck, 2005 (#19)

O

Kevin Ool, 2005 (#27)

P

Matt Pagnozzi, 2005 (#22, #19)

Jordan Pals, 2005 (#41)

Tyler Parker, 2005 (#32, #33)

Josh Pearce, 2005 (#19)

Stuart Pomeranz, 2005 (#25)

Bill Pulsipher, 2005 (#33)

R

Anthony Rawson, 2005 (#27)

Bo Robinson, 2005 (#24)

Evan Rust, 2005 (#39)

Brendan Ryan, 2005 (#44)

S

Rich Scalamandre, 2005 (#44)

Andy Schutzenhofer, 2005 (#22)

Nick Stocks, 2005 (#30)

W

Shane Wallace, 2005 (#39)

Z

Pete Zoccolillo, 2005 (#19)

ST. LOUIS CARDINALS

MINOR LEAGUE AFFILIATES



MEMPHIS REDBIRDS

Triple-A Pacific Coast League
175 Toyota Center, Ste. 300
Memphis, TN 38103
Phone: (901) 721-6050
Fax: (901) 728-6109
www.memphisredbirds.com

General Manager: Dave Chase
Field Manager: Danny Sheaffer
Pitching Coach: Dyar Miller
Hitting Coach: Tommy Gregg
Trainer: Chris Conroy



SPRINGFIELD CARDINALS

Double-A Texas League
955 E. Trafficway
Springfield, MO 65802
Phone: (417) 863-2143
Fax: (417) 863-0388
www.springfieldcardinals.com

General Manager: Matt Gifford
Field Manager: Chris Maloney
Pitching Coach: Blaise Ilsey
Hitting Coach: Joe Cunningham
Trainer: Brad LaRosa



PALM BEACH CARDINALS

Class-A Florida State League
4751 Main Street
Jupiter, FL 33458
Phone: (561) 775-1818
Fax: (561) 691-6886
www.palmbeachcardinals.com

General Manager: Rob Rabenecker
Field Manager: Ron "Pop" Warner
Pitching Coach: Derek Lilliquist
Hitting Coach: Derrick May
Trainer: Allen Thompson



SWING OF THE QUAD CITIES

Class-A Midwest League
209 South Gaines Street
Davenport, IA 52801
Phone: (563) 324-3000
Fax: (563) 324-3109
www.swingbaseball.com

General Manager: Kevin Krause
Field Manager: Keith Mitchell
Pitching Coach: Bryan Eversgerd
Hitting Coach: Randy Whisler
Trainer: Brian Puchalski



STATE COLLEGE SPIKES

Class-A New York-Penn League (short season)
204 E. Calder Way, Ste. 210
State College, PA 16801
Phone: (814) 272-1711
Fax: (814)
www.statecollegespikes.com

General Manager: Rick Janac
Field Manager: Mark DeJohn
Pitching Coach: Sid Monge
Hitting Coach: Mike Schildt
Trainer: Manubu "Boo" Kuwazuru



JOHNSON CITY CARDINALS

Class-A Appalachian League (short season)
111 Legion St.
Johnson City, TN 37601
Phone: (423) 461-4866
Fax: (423) 461-4864
www.jccardinals.com

General Manager: Chuck Arnold
Field Manager: Dan Radison
Pitching Coach: Al Holland
Hitting Coach: Joe Almaraz
Trainer: Eric Bauer



MEMPHIS REDBIRDS



Triple-A Pacific Coast League ♦ 2005 Record: 71-72

Attendance: 696,083

BATTER	AVG	G	AB	R	H	2B	3B	HR	RBI	BB	SO	SB	CS	SLG	OBP
Allen, Chad	.291	25	86	11	25	6	0	3	13	7	14	1	2	.465	.337
Bell, Mike	.071	8	14	0	1	0	0	0	1	0	1	0	1	.071	.071
Berger, Brandon	.233	109	300	48	70	13	0	19	57	30	58	3	2	.467	.309
Cancel, Robinson	.253	29	95	12	24	3	1	3	13	8	18	0	0	.400	.314
Cardona, Javier	.211	7	19	3	4	0	2	6	3	1	0	0	0	.526	.318
#Cedeno, Roger	.174	8	23	3	4	1	0	2	3	5	0	0	0	.217	.269
Cresse, Brad	.209	41	115	10	24	10	0	3	16	12	26	0	0	.374	.295
*Duncan, Chris	.265	128	431	57	114	21	2	21	73	63	104	1	3	.469	.358
Gall, John	.270	114	374	61	101	22	0	13	64	45	42	9	2	.433	.345
Gonzalez, Raul	.308	93	347	62	107	21	3	14	50	38	47	3	5	.507	.375
#Guerrero, Wilton	.309	36	68	7	21	6	1	1	6	5	8	1	1	.471	.365
Hart, Bo	.269	133	468	78	126	33	1	9	47	46	74	11	3	.402	.334
Haynes, Dee	.200	2	5	1	1	0	0	0	0	0	2	0	0	.200	.200
Hummel, Tim	.275	56	189	20	52	12	0	6	23	13	22	0	1	.434	.324
Jaramillo, Milko	.395	20	38	5	15	1	0	0	2	3	6	0	1	.421	.452
Luna, Hector	.224	57	223	24	50	13	1	3	21	20	38	11	4	.332	.294
Mahoney, Mike	.265	71	230	30	61	19	1	5	27	14	40	2	0	.422	.324
*McKay, Cody	.213	19	47	4	10	2	0	1	5	8	10	0	0	.319	.362
*Moylan, Dan	.059	7	17	0	1	0	0	0	0	1	1	0	0	.059	.111
Nelson, John	.241	128	427	56	103	27	1	14	49	51	141	2	3	.407	.326
*Rodriguez, John	.342	34	120	24	41	5	0	17	47	13	28	1	1	.808	.419
*Schumaker, Skip	.287	115	443	66	127	24	3	7	34	29	54	14	3	.402	.330
Seabol, Scott	.266	54	203	34	54	18	2	9	33	20	40	0	0	.507	.330
*Taylor, Reggie	.234	34	107	18	25	5	2	1	11	5	21	1	5	.346	.272
*Zoccolillo, Pete	.261	79	222	27	58	9	0	9	34	25	30	0	2	.423	.333
All Others	.145		200	15	29	6	0	4	14	17	75	0	0	.235	.226
Total-All Batters	.259	143	4811	676	1248	277	18	164	648	479	906	60	39	.427	.329

PITCHER	W-L	ERA	G	GS	CG	SHO	SV	IP	H	R	ER	HR	BB	SO	WP	AVG
*Almanza, Armando	0-0	6.30	10	0	0	0	0	10.0	13	7	7	2	2	9	5	.317
Borland, Toby	1-2	7.71	19	0	0	0	6	18.2	35	16	16	2	7	16	2	.417
*Call, Carmen	4-5	5.40	50	0	0	0	2	58.1	74	47	35	6	28	45	4	.306
Cummings, Jeremy	7-1	2.77	14	6	0	0	0	52.0	38	16	16	6	20	41	2	.207
Falkenberg, Brian	1-0	1.69	13	0	0	0	5	16.0	10	3	3	1	5	14	0	.182
*Flores, Randy	1-0	6.43	6	0	0	0	0	7.0	8	6	5	1	0	6	0	.296
Gissell, Chris	8-8	3.54	23	23	2	0	0	137.1	134	63	54	16	36	123	2	.256
Jarvis, Kevin	11-6	3.38	26	25	1	0	0	157.0	164	63	59	19	39	112	4	.272
*Johnson, Tyler	2-1	4.27	57	0	0	0	7	59.0	51	31	28	6	26	77	2	.232
Journell, Jimmy	1-4	4.68	34	0	0	0	1	42.1	39	25	22	5	38	49	10	.245
Kinney, Josh	1-2	7.36	26	0	0	0	0	25.2	40	21	21	4	19	25	4	.354
Lee, David	0-1	23.14	4	0	0	0	0	2.1	7	6	6	0	3	1	0	.538
*Leek, Randy	0-1	1.50	1	1	0	0	0	6.0	6	1	1	0	0	2	0	.261
*Narveson, Chris	0-1	12.15	2	2	0	0	0	6.2	11	9	9	2	7	8	0	.379
Nunez, Vladimir	1-1	2.14	17	0	0	0	7	21.0	14	7	5	1	10	26	2	.189
Nussbeck, Mark	3-6	3.42	19	8	0	0	2	68.1	66	27	26	6	11	59	1	.254
Pearce, Josh	2-3	4.31	24	1	0	0	0	39.2	48	24	19	9	7	31	0	.312
*Pulsipher, Bill	6-7	4.49	25	18	0	0	0	124.1	152	72	62	17	29	96	3	.301
Reyes, Anthony	7-6	3.64	23	23	2	1	0	128.2	105	55	52	13	34	136	3	.222
Rodriguez, Nerio	0-3	6.95	4	4	0	0	0	22.0	33	18	17	6	3	11	2	.344
Rust, Evan	1-0	5.40	13	0	0	0	0	16.2	16	12	10	1	11	10	2	.258
Sedlacek, Shawn	1-2	10.80	5	3	0	0	0	15.0	23	20	18	2	11	11	1	.354
Stone, Ricky	1-1	1.65	14	0	0	0	6	16.1	12	5	3	0	2	16	0	.203
Thompson, Brad	2-1	3.29	9	0	0	0	0	13.2	12	5	5	1	7	11	0	.240
Wainwright, Adam	10-10	4.40	29	29	0	0	0	182.0	204	98	89	18	51	147	12	.282
*White, Gabe	0-0	0.00	8	0	0	0	1	7.1	4	0	0	0	0	8	0	.154
All Others	0-0	0.00	1	0	0	0	0	1.0	1	0	0	0	0	0	0	.333
Total-All Pitchers	71-72	4.22	143	143	5	8	37	1254.1	1320	657	588	144	408	1090	61	.271

*left-handed #switch-hitter

MOST USED LINEUP: C-Mike Mahoney, 71; 1B-Chris Duncan, 104; 2B-Bo Hart, 86; 3B-Scott Seabol, 52; SS-John Nelson, 126; OF-Skip Schumaker, 111; OF-Raul Gonzalez, 84; OF-John Gall, 62; SP-Adam Wainwright, 29; RP-Tyler Johnson, 57

PALM BEACH CARDINALS



Class-A Florida State League ♦ 2005 Record: 69-71

Playoffs: Florida State League Champs, defeating Lakeland 3-2

Attendance: 98,841

BATTER	AVG	G	AB	R	H	2B	3B	HR	RBI	BB	SO	SB	CS	SLG	OBP
*DeMarco, Matt	.206	30	97	16	20	5	0	0	5	9	12	1	0	.258	.294
Dryer, Matthew	.219	121	433	58	95	20	1	21	76	45	130	3	1	.416	.296
Evans, Terry	.221	114	385	34	85	16	1	8	47	29	110	12	6	.330	.285
Gorecki, Reid	.286	64	234	38	67	18	2	6	41	31	55	24	7	.457	.374
Greene, Tyler	.271	20	85	17	23	4	0	2	5	5	28	6	0	.388	.326
*Haerther, Cody	.318	47	173	29	55	8	7	8	30	17	31	8	3	.584	.380
Hayes, Calvin	.215	51	181	23	39	7	3	1	16	13	44	6	3	.304	.285
Hoffpauir, Jarrett	.257	63	226	23	58	10	1	0	19	32	26	11	5	.310	.346
Kaplan, Jonny	.189	15	53	8	10	2	0	1	3	4	12	3	2	.283	.271
Laya, Rayner	.255	75	267	29	68	9	1	1	26	13	21	10	4	.307	.291
Marcell, Brandon	.172	18	58	4	10	2	0	0	4	3	13	0	1	.207	.238
Martin, Brian	.297	60	222	36	66	16	0	5	38	22	67	6	1	.437	.363
Mather, Joe	.275	57	200	37	55	12	2	8	27	12	39	4	0	.475	.342
McCoy, Mike	.270	86	282	47	76	13	2	1	27	36	56	18	3	.340	.355
#McQuade, Tony	.250	32	100	17	25	4	2	2	13	9	21	4	0	.390	.325
Mendez, Jose	.000	1	3	0	0	0	0	0	0	0	1	0	0	.000	.000
*Monegan, Anthony	.189	24	95	8	18	4	1	0	5	4	21	4	0	.253	.222
Motte, Jason	.172	40	122	7	21	4	0	3	10	4	41	1	0	.279	.198
Pagnozzi, Matt	.193	61	187	14	36	11	0	1	18	20	49	3	2	.267	.278
Parker, Tyler	.268	93	325	46	87	20	3	9	54	36	102	15	3	.431	.350
*Rich, Dominic	.125	3	8	1	0	0	0	0	0	1	1	0	0	.125	.222
*Rosenthal, Ben	.158	8	19	3	3	0	0	0	0	2	1	1	0	.158	.238
Ryan, Brendan	.303	49	188	29	57	17	0	1	16	15	20	8	1	.410	.355
#Santor, John	.218	98	321	30	70	18	1	7	35	27	92	1	3	.346	.291
*Schutzenhofer, Andy	.257	57	191	29	49	6	0	0	13	29	32	2	1	.288	.387
*Toops, Brady	.158	25	76	6	12	2	0	0	8	11	18	3	1	.184	.273
Williams, Simon	.261	20	69	6	18	2	0	2	8	5	18	1	2	.377	.320
Total-All Batters	.244	140	4600	594	1124	230	27	87	544	435	1061	155	49	.363	.318

PITCHER	W-L	ERA	G	GS	CG	SHO	SV	IP	H	R	ER	HR	BB	SO	WP	AVG
Adamczyk, Tyler	3-7	6.68	14	13	0	0	0	67.1	83	57	50	10	32	33	7	.302
*Alvarez, Oscar	3-2	1.80	7	4	0	0	0	35.0	30	9	7	0	10	21	0	.244
Axelson, Josh	5-2	4.10	9	9	1	0	0	52.2	47	27	24	5	19	32	3	.237
Batista, Roberto	4-2	3.29	43	8	0	0	1	101.1	96	50	37	3	31	36	6	.253
Bechtel, Charles	1-2	7.71	5	4	0	0	0	16.1	24	20	14	1	13	11	1	.338
*Blair, Buddy	2-3	6.10	6	6	0	0	0	31.0	34	21	21	6	12	24	0	.276
Cavazos, Andy	1-5	3.41	28	0	0	0	1	31.2	36	20	12	1	7	43	0	.279
Cotton, Nate	0-0	10.80	2	0	0	0	0	1.2	3	2	2	0	1	1	0	.375
Dove, Dennis	2-4	4.85	8	8	0	0	0	42.2	48	24	23	1	15	23	6	.286
Doyne, Cory	1-0	0.00	6	0	0	0	0	9.0	3	0	0	0	2	11	0	.100
Garcia, Jose	7-5	4.35	30	20	0	0	0	134.1	147	74	65	11	41	122	4	.281
Garza, Justin	0-0	3.57	29	0	0	0	0	40.1	41	17	16	1	13	26	5	.266
*Haberer, Eric	8-6	3.71	17	17	1	0	0	94.2	96	42	39	2	35	58	6	.270
Knoff, Justin	0-0	0.76	2	1	0	0	0	7.1	10	6	6	1	1	3	1	.333
Lambert, Chris	7-1	2.63	10	10	0	0	0	54.2	53	20	16	4	15	46	6	.255
Lundgren, Wayne	3-3	4.15	25	0	0	0	0	43.1	53	22	20	3	8	19	1	.319
Michael, Mark	4-5	4.04	18	17	0	0	0	82.1	68	47	37	7	35	57	10	.224
Morris, Matt	0-1	6.52	2	2	0	0	0	9.2	12	7	7	0	2	15	0	.300
*Ool, Kevin	1-0	1.37	12	0	0	0	0	19.2	16	5	3	0	3	17	1	.222
Parisi, Michael	5-6	3.23	13	13	1	0	0	78.0	79	31	28	6	22	63	3	.264
Pomeranz, Stuart	2-5	3.35	8	8	0	0	0	48.1	56	26	18	1	10	29	2	.296
*Randazzo, Jeffrey	0-1	9.31	8	0	0	0	1	9.2	14	11	10	1	5	8	2	.333
*Rawson, Anthony	2-1	2.78	18	0	0	0	0	22.2	24	8	7	2	4	19	1	.282
Russ, Chris	2-3	5.35	29	0	0	0	0	37.0	44	29	22	1	11	19	3	.295
Scalamandre, Rich	3-2	3.15	47	0	0	2	54.1	51	23	19	3	22	45	3	.255	
*Schweitzer, Scott	0-2	4.07	22	0	0	0	0	24.1	23	14	11	1	12	23	4	.253
Torres, Jaime	1-0	0.00	3	0	0	0	0	6.0	0	0	0	0	1	6	0	.000
*Wallace, Shane	0-0	18.00	1	0	0	0	0	1.0	3	2	2	0	0	1	1	.500
Worrell, Mark	2-3	2.25	53	0	0	0	35	56.0	38	20	14	6	19	53	6	.191
All Others	0-0	9.00	1	0	0	0	0	1.0	2	1	1	0	1	0	0	.400
Total-All Pitchers	71-72	4.22	143	143	5	8	37	1254.1	1320	657	588	144	408	1090	61	.271

*left-handed #switch-hitter

MOST USED LINEUP: C-Matt Pagnozzi, 60; 1B-John Santor, 79; 2B-Jarrett Hoffpauir, 62; 3B-Matthew Dryer, 102; SS-Rayner Laya, 64; OF-Terry Evans, 110; OF-Tyler Parker, 79; OF-Reid Gorecki, 63; SP-Jose Garcia, 20; RP-Mark Worrell, 53

SWING OF THE QUAD CITIES



Class-A Midwest League ♦ 2005 Record: 72-67

Playoffs: Quad Cities lost to Clinton two games to none

Attendance: 165,878

BATTER	AVG	G	AB	R	H	2B	3B	HR	RBI	BB	SO	SB	CS	SLG	OBP	
J*Ankiel, Rick	.270	51	185	33	50	10	1	11	45	27	37	0	0	.514	.368	
*Brown, Andy	.176	7	17	1	3	0	1	0	0	1	9	0	0	.294	.222	
#Danielson, Sean	.333	6	24	5	8	0	2	0	1	3	3	1	1	.500	.407	
*Delgado, Jose	.143	4	7	1	1	0	0	0	1	1	3	0	0	.143	.250	
*Ferris, Michael	.230	127	439	65	101	26	0	16	69	69	88	2	3	.399	.334	
Hammond, Derry	.224	43	156	23	35	7	1	7	27	12	43	2	1	.417	.291	
Hayes, Calvin	.242	28	95	11	23	1	0	0	12	3	21	1	0	.253	.270	
Herbert, Samuel	.176	5	17	1	3	1	0	0	2	2	2	1	0	.235	.263	
Hoffpauir, Jarrett	.313	61	227	27	71	15	1	2	28	21	14	5	1	.414	.376	
Lemanczyk, Matt	.266	115	413	92	110	20	5	9	47	45	62	48	6	.404	.350	
Lucena, Juan	.301	99	332	39	100	10	0	2	43	12	11	9	5	.349	.329	
Mather, Joe	.220	54	209	30	46	15	2	9	33	20	49	0	0	.440	.295	
Mendez, Jose	1.000	1	1	0	1	1	0	0	0	0	0	0	0	2.000	1.000	
Mullinax, Jacob	.283	99	357	56	101	21	4	3	49	27	61	9	5	.389	.348	
Palmer, Cody	.163	31	98	8	16	5	0	2	5	8	44	0	1	.276	.231	
Patrick, Christopher	.307	79	251	43	77	18	0	7	50	28	34	2	0	.462	.383	
Rowlett, Casey	.213	21	61	5	13	3	0	1	10	6	10	0	0	.311	.284	
#Shepherd, Matt	.292	130	479	78	140	26	4	1	57	87	72	21	9	.370	.402	
Stavinoha, Nicholas	.344	65	250	54	86	9	2	14	53	23	25	4	0	.564	.398	
*Swackhamer, Wes	.239	91	284	43	68	15	2	6	30	18	45	5	3	.370	.282	
*Toops, Brady	.203	49	138	21	28	7	1	3	8	16	28	3	3	.333	.304	
*Verbryke, Eric	.275	63	233	31	64	14	0	9	39	29	49	4	3	.451	.360	
Williams, Simon	.287	64	181	38	52	13	1	6	27	32	55	8	5	.470	.411	
*Wyman, Spencer	.197	35	117	16	23	6	0	1	10	21	22	0	0	.274	.324	
*Yarbrough, Brandon	.203	38	133	17	27	5	1	4	17	12	40	1	0	.344	.272	
Total-All Batters	.265	139	4704	738	1247	248	28	113	663	523	827	126	46	.402	.344	
PITCHER	W-L	ERA	G	GS	CG	SHO	SV	IP	H	R	ER	HR	BB	SO	WP	AVG
Adamczyk, Tyler	4-3	7.83	15	9	0	0	0	54.0	68	51	47	8	26	25	6	.308
Aguero, Miguel	0-1	19.29	2	0	0	0	0	2.1	6	5	5	2	1	0	0	.500
Andersen, Phillip	5-1	2.96	17	17	0	0	0	100.1	79	41	33	9	37	86	3	.216
*Blair, Buddy	0-0	9.00	4	0	0	0	0	3.0	4	3	3	0	2	3	1	.308
Brown, Justin	0-1	94.50	3	2	0	0	0	1.1	6	14	14	0	11	2	2	.667
Cairns, Jason	0-3	2.65	22	1	0	0	8	34.0	31	14	10	3	19	17	1	.238
Cooper, Michael	1-4	6.70	10	10	0	0	0	48.1	58	40	36	6	19	32	1	.293
*Dickerson, Bo	2-2	4.91	22	0	0	0	0	22.0	19	20	12	1	21	15	3	.213
Dove, Dennis	7-5	3.88	18	18	2	1	0	102.0	93	47	44	6	30	72	5	.242
Doyno, Cory	0-0	0.00	2	0	0	0	0	2.1	0	0	0	0	0	5	0	.000
Gross, Michael	2-6	4.56	36	0	0	0	0	49.2	50	35	25	3	25	29	2	.251
*Haberer, Eric	4-2	2.11	9	9	0	0	0	55.1	52	20	13	0	17	33	2	.248
Knoff, Justin	2-0	4.18	22	0	0	0	0	28.0	23	17	13	4	18	31	4	.215
Lundgren, Wayne	1-0	8.76	10	0	0	0	0	12.1	16	12	12	0	6	7	4	.314
McClellan, Kyle	1-4	4.83	17	8	0	0	0	54.0	59	33	29	4	26	36	7	.286
McCormick, Mark	1-2	5.48	9	9	0	0	0	42.2	41	27	26	4	28	45	4	.253
Meacham, Cory	2-2	5.47	18	0	0	0	0	24.2	24	17	15	1	13	19	4	.250
Medina, Dennis	1-2	1.95	20	1	0	0	0	32.1	20	9	7	1	9	39	5	.174
Miller, Brian	0-1	6.00	14	0	0	0	0	24.0	23	19	16	7	7	23	0	.242
*Ool, Kevin	5-2	2.15	30	0	0	0	3	37.2	25	10	9	1	8	22	5	.194
Parisi, Michael	9-5	4.08	14	14	0	0	0	86.0	98	42	39	5	25	66	2	.286
*Paz, Jackson	1-0	2.45	6	0	0	0	0	7.1	5	4	2	1	3	12	1	.179
*Randazzo, Jeffrey	0-0	6.17	7	0	0	0	0	11.2	12	8	8	3	8	12	1	.250
Robertson, Quinton	1-2	6.07	22	7	0	0	0	46.0	63	36	31	4	11	34	5	.323
Scherer, Matthew	9-8	3.96	24	24	0	0	0	134.0	146	74	59	15	43	96	10	.268
Stillman, Mike	8-2	2.74	56	0	0	0	22	65.2	39	23	20	3	49	77	5	.171
Smith, Donnie	1-2	6.00	5	5	0	0	0	24.0	24	20	16	2	11	15	2	.253
Torres, Jaymie	4-3	3.31	56	0	0	0	5	70.2	67	33	26	5	27	56	5	.242
Trent, Matthew	1-0	4.11	11	0	0	0	0	15.1	13	8	7	2	9	9	3	.236
Webber, Nicholas	0-4	3.41	5	5	1	0	0	29.0	28	15	11	1	9	11	3	.250
Zick, Jeremy	0-0	6.23	2	0	0	0	0	4.1	7	3	3	2	2	3	0	.389
Total-All Pitchers	72-67	4.32	139	139	3	4	39	1224.1	1199	700	587	103	520	932	96	.253

*left-handed #switch-hitter

MOST USED LINEUP: C-Brady Toops, 47; 1B-Michael Ferris, 123; 2B-Jarrett Hoffpauir, 61; 3B-Jacob Mullinax, 79; SS-Joe Mather, 93; OF-Matt Lemanczyk, 105; OF-Wes Swackhamer, 68; OF-Simon Williams, 62; SP-Matthew Scherer, 24; RP-Mike Stillman and Jaymie Torres, 56

MINOR LEAGUES

STATE COLLEGE SPIKES

(previously the New Jersey Cardinals)

Class-A New York-Penn League ♦ 2005 Record: 37-39

Attendance: 115,129



BATTER	AVG	G	AB	R	H	2B	3B	HR	RBI	BB	SO	SB	CS	SLG	OBP
#Cormier, Richard	.133	4	15	1	2	0	0	0	2	0	2	0	0	.133	.125
#Danielson, Sean	.344	40	131	20	45	1	2	0	9	13	33	19	1	.382	.407
*De La Cruz, Carlos	.281	44	160	17	45	5	3	1	12	9	44	13	6	.369	.322
#Delgado, Jose	.179	47	123	13	22	1	1	1	5	19	39	5	4	.228	.313
Dobson, Sean	.273	44	161	17	44	2	2	0	13	14	30	2	2	.311	.343
Gabriel, Chad	.309	56	207	30	64	13	1	2	29	12	44	6	1	.411	.353
Greene, Tyler	.261	35	138	28	36	12	0	1	18	15	37	13	1	.370	.352
Hayes, Calvin	.189	9	37	5	7	0	0	0	1	3	4	3	0	.189	.250
Madden, Scott	.167	3	6	0	1	0	0	0	1	0	2	0	0	.167	.167
Marcelli, Brandon	.167	2	6	1	1	0	0	0	2	0	2	0	0	.167	.167
Mendez, Jose	.207	20	58	7	12	3	0	0	5	4	10	0	0	.259	.254
Morris, Adam	.242	21	66	10	16	0	0	1	11	9	23	0	0	.288	.342
#Nelson, Dan	.283	52	187	24	53	10	3	0	22	17	31	2	5	.369	.346
*Newton, Craig	.260	24	73	13	19	6	1	2	10	8	18	1	1	.452	.341
#Richmond, Kevin	.268	20	56	6	15	2	1	1	7	2	13	2	1	.393	.306
Rodgers, Adam	.287	60	202	29	58	16	0	5	38	26	40	2	1	.441	.374
Roth, Randy	.244	32	119	8	29	6	1	3	14	6	21	0	2	.387	.283
Rowlett, Casey	.252	36	139	18	35	8	1	0	9	18	24	4	4	.324	.342
Sivira, Yonathan	.253	61	225	27	57	12	1	2	17	17	42	8	7	.342	.310
Skorupski, John	.194	10	31	3	6	2	0	0	2	1	14	0	0	.258	.286
Solano, Donovan	.247	22	77	7	19	5	0	0	11	7	12	1	0	.312	.341
*Van Slyke, A.J.	.343	9	35	6	12	2	0	2	5	3	5	0	0	.571	.410
Wilkerson, Matthew	.239	45	163	17	39	6	1	8	25	20	59	2	0	.436	.321
*Yarbrough, Brandon	.255	51	188	27	48	17	2	2	25	24	58	3	3	.399	.338
Total-All Batters	.263	76	2603	334	685	129	20	31	293	247	607	86	39	.364	.334

PITCHER	W-L	ERA	G	GS	CG	SHO	SV	IP	H	R	ER	HR	BB	SO	WP	AVG
*Blair, Buddy	0-0	0.96	6	0	0	0	0	9.1	5	1	1	0	6	12	0	.161
Boggs, Mitchell	4-4	3.89	15	14	0	0	0	71.2	77	38	31	5	24	61	4	.271
Brown, Justin	1-0	9.00	2	1	0	0	0	5.0	7	6	5	0	3	4	0	.350
Cairns, Jason	0-0	0.00	2	0	0	0	0	3.0	2	0	0	0	0	1	0	.154
Clem, Chris	1-2	5.57	12	4	0	0	0	32.1	45	23	20	2	9	22	0	.349
Cooper, Michael	1-2	1.71	4	3	0	0	0	21.0	11	4	4	1	6	18	0	.155
*Daniels, Adam	2-1	4.50	10	5	0	0	0	26.0	18	14	13	0	18	25	6	.189
*Dickerson, Bo	0-0	4.50	1	0	0	0	0	2.0	3	1	1	0	3	3	0	.375
Farley, Christopher	0-1	7.23	5	3	0	0	0	18.2	23	16	15	1	10	18	4	.303
Grant, Jessen	1-0	3.34	24	0	0	0	1	32.1	29	13	12	2	22	26	3	.232
Gross, Michael	0-0	2.70	11	1	0	0	0	16.2	13	6	5	1	1	17	0	.206
Hawksworth, Blake	0-3	7.98	7	6	0	0	0	14.2	18	18	13	0	10	12	3	.321
Hearne, Trey	4-2	2.56	24	1	0	0	0	38.2	25	15	11	2	12	42	7	.181
Hooks, Ashley	0-1	7.59	9	0	0	0	1	10.2	14	11	9	0	7	12	2	.311
McCormick, Mark	0-0	0.00	2	2	0	0	0	6.0	1	0	0	0	3	10	1	.053
Meacham, Cory	0-2	1.98	11	0	0	0	1	13.2	6	4	3	1	8	11	1	.136
*Meagher, Michael	0-0	0.00	2	0	0	0	0	1.2	1	0	0	0	2	4	0	.167
Mendez, Jose	0-0	9.00	1	0	0	0	0	1.0	1	1	1	0	0	0	0	.250
Repole, Michael	7-2	5.30	25	0	0	0	1	37.1	49	25	22	3	17	34	6	.310
Robertson, Quinton	2-3	3.02	12	7	0	0	0	47.2	55	19	16	5	7	30	2	.284
Sadlowski, Kyle	0-4	7.91	11	6	0	0	0	33.0	54	34	29	3	11	25	2	.360
Schellinger, Michael	0-0	5.23	4	0	0	0	1	10.1	9	6	6	1	3	13	0	.237
*Stevens, Daniel	0-0	2.70	5	0	0	0	1	3.1	6	2	1	0	3	3	1	.375
Trent, Matthew	1-1	0.68	14	0	0	0	9	13.1	8	1	1	0	6	13	0	.186
Vander Weg, Scott	2-2	2.45	24	0	0	0	4	25.2	21	8	7	0	14	29	6	.223
Webber, Nicholas	5-2	1.87	10	9	0	0	0	53.0	35	18	11	2	15	43	4	.179
Zick, Jeremy	1-0	2.79	25	0	0	0	0	42.0	42	26	13	4	14	37	2	.246
*Zuercher, Zachary	5-7	3.73	16	14	0	0	0	82.0	66	36	34	9	25	63	2	.223
Total-All Pitchers	37-39	3.82	76	76	0	6	19	672.0	644	346	285	42	259	588	56	.249

MINOR LEAGUES

*left-handed #switch-hitter

MOST USED LINEUP: C-Brandon Yarbrough, 44; 1B-Adam Rodgers, 55; 2B-Jose Delgado, 43; 3B-Randy Roth, 24; SS-Tyler Greene, 35; OF-Yonathan Sivira, 60; OF-Carlos De La Cruz, 37; OF-Chad Gabriel, 37; SP-Mitchell Boggs and Zachary Zuercher, 14; RP-Michael Repole and Jeremy Zick, 25

JOHNSON CITY CARDINALS



Appalachian League ♦ 2005 Record: 28-39

Attendance: 24,338

BATTER	AVG	G	AB	R	H	2B	3B	HR	RBI	BB	SO	SB	CS	SLG	OBP
*Anderson, Bryan	.331	51	154	28	51	8	1	6	36	15	29	6	1	.513	.383
Carter, Charles	.294	59	180	33	53	9	4	5	32	33	29	12	2	.472	.394
Chacin, Steward	.301	37	83	13	25	6	1	0	9	2	16	2	0	.398	.318
Desmond, Geoff	.211	41	109	15	23	9	1	3	15	11	29	3	1	.394	.285
Garner, Brandon	.181	35	94	13	17	2	0	1	5	5	30	0	1	.234	.222
Gonzalez, Steve	.190	37	100	8	19	3	0	1	6	12	31	2	0	.250	.278
*Jones, Daryl	.209	61	182	36	38	6	1	2	10	15	41	10	4	.286	.311
Lopez, Christian	.203	36	74	7	15	1	0	0	7	10	31	2	1	.216	.302
Martinez, Jose	.300	55	150	28	45	8	2	6	31	20	15	9	2	.500	.387
Mikrut, Jon	.215	33	93	10	20	7	0	5	11	4	16	1	1	.452	.255
Morris, Adam	.212	30	99	15	21	7	0	2	14	15	25	3	2	.343	.322
Owens, Malcolm	.215	38	93	12	20	2	0	1	8	10	21	7	5	.269	.330
Palmer, Cody	.333	9	27	3	9	2	0	2	9	3	5	2	1	.630	.419
Preston, Tim	.206	29	63	7	13	2	1	2	10	2	17	2	1	.365	.242
Pujols, Wilfrido	.143	27	63	5	9	2	0	0	4	2	31	0	0	.175	.194
*Rasmus, Colby	.296	62	216	47	64	16	5	7	27	21	73	13	3	.514	.362
Roth, Randy	.328	35	119	27	39	13	1	7	27	6	24	3	1	.630	.368
Skorupski, John	.260	22	73	6	19	7	1	1	11	2	22	2	0	.425	.276
Solano, Donovan	.262	45	145	27	38	4	0	0	11	14	22	3	2	.290	.337
*Van Slyke, A.J.	.380	13	50	11	19	3	2	2	14	1	7	0	0	.640	.389
Total-All Batters	.257	67	2167	351	557	117	20	53	297	203	514	82	28	.403	.329

PITCHER	W-L	ERA	G	GS	CG	SHO	SV	IP	H	R	ER	HR	BB	SO	WP	AVG
Barone, Daniel	0-0	9.00	1	0	0	0	0	1.0	1	1	1	1	0	1	0	.250
*Borne, James	1-0	2.74	15	0	0	0	0	23.0	20	10	7	1	8	18	0	.230
Campbell, Ryan	4-2	6.33	20	0	0	0	1	27.0	20	19	19	2	24	43	0	.208
Chacin, Steward	0-0	6.75	4	0	0	0	0	2.2	5	3	2	1	1	3	0	.417
De La Rosa, Jose	0-1	8.20	15	0	0	0	0	18.2	26	21	17	4	8	10	1	.310
Dixon, Ryan	1-2	2.81	15	2	0	0	0	25.2	21	10	8	3	16	23	5	.219
Fitzgerald, Kevin	2-4	8.04	26	0	0	0	12	28.0	37	26	25	5	7	21	1	.311
Garceau, Shaun	2-7	7.66	12	1	1	1	0	44.2	55	47	38	7	23	42	4	.296
Guerrero, Alberto	2-0	9.22	17	0	0	0	0	27.1	49	32	28	1	12	26	3	.377
Herron, Tyler	0-3	5.65	13	13	0	0	0	49.2	47	35	31	11	27	49	2	.245
Hooks, Ashley	1-1	5.68	16	0	0	0	0	25.1	34	21	16	4	8	24	2	.306
Lane, Matthew	2-6	5.37	13	13	0	0	0	55.1	68	40	33	7	22	51	7	.293
Leach, Tyler	3-3	6.31	10	8	0	0	0	35.2	47	32	25	5	13	29	4	.311
Meacham, Cory	0-0	9.00	2	0	0	0	0	2.0	4	2	2	1	1	2	0	.400
Mikrut, Jon	0-0	0.00	2	0	0	0	0	3.0	1	0	0	0	0	5	0	.091
Parish, Brian	0-1	23.62	4	0	0	0	0	2.2	8	10	7	1	2	1	2	.500
Phillips, David	1-0	5.02	12	0	0	0	1	14.1	17	12	8	0	8	19	4	.283
Powell, John	3-3	6.87	12	3	0	0	0	38.0	40	40	29	5	24	27	3	.261
Sadlowski, Kyle	1-1	2.35	3	0	0	0	1	7.2	4	4	2	0	3	6	0	.143
*Schwartz, Josh	2-0	4.24	24	0	0	0	0	34.0	30	16	16	2	11	28	4	.229
*Soriano, Alexander	0-0	9.64	5	0	0	0	0	4.2	8	7	5	2	3	7	1	.364
Weagle, Matt	1-3	7.00	18	4	0	0	3	36.0	52	34	28	3	12	34	6	.338
Wilson, Joshua	2-2	4.22	12	12	0	0	0	53.1	49	37	25	7	23	32	3	.250
Total-All Pitchers	28-39	5.97	67	67	1	1	18	559.2	643	459	371	73	256	501	52	.282

*left-handed #switch-hitter

MOST USED LINEUP: C-Bryan Anderson, 40; 1B-Geoff Desmond, 35; 2B-Jose Martinez, 34; 3B-Adam Morris, 27; SS-Donovan Solano, 44; OF-Colby Rasmus, 62; OF-Daryl Jones, 58; OF-Charles Carter, 48; SP-Matthew Lane, 13; RP-Kevin Fitzgerald, 26

TEXAS LEAGUE



OPONENTS AND MEDIA CONTACTS

QUICK REFERENCE GUIDE

LEAGUE OFFICE

Texas League Office
2442 Facet Oak
San Antonio, TX 78232
Office Phone: (210) 545-5297
Fax: (210) 545-5298
President: Tom Kayser
texasleague@sbcglobal.net

ARKANSAS TRAVELERS

P.O. Box 55066
Little Rock, AR 72215
Office Phone: (501) 664-1555
Fax: (501) 664-1834
Media Contact: Phil Elson
phil@travs.com

CORPUS CHRISTI HOOKS

734 E. Port Ave.
Corpus Christi, TX 78401
Office Phone: (361) 561-4665
Fax: (361) 561-4666
Media Contact: Matt Hicks
mhicks@cchooks.com

FRISCO ROUGHRIDERS

7300 RoughRiders Trail
Frisco, TX 75034
Office Phone: (972) 731-9200
Fax: (972) 731-5355
Media Contact: Dick Harmon
dharmon@ridersbaseball.com

MIDLAND ROCKHOUNDS

5514 N. Champions Dr.
Midland, TX 79706
Office Phone: (432) 520-2255
Fax: (432) 520-8326
Media Contact: Bob Hards
hellohards@aol.com

SAN ANTONIO MISSIONS

5757 Highway 90 West
San Antonio, TX 78227
Office Phone: (210) 675-7275
Fax: (210) 670-0001
Media Contact: Mickey Holt
mholt@samissions.com

SPRINGFIELD CARDINALS

955 E. Trafficway
Springfield, MO 65802
Office Phone: (417) 863-2143
Fax: (417) 863-0388
Media Contact: Mike Lindskog
mlindskog@stlcardinals.com
PR Assistant: Brittany Bremer
bbremer@stlcardinals.com

TULSA DRILLERS

4802 East 15th St.
Tulsa, OK 74112
Office Phone: (918) 744-5998
Fax: (918) 747-3267
Media Contact: Brian Carroll
brian@tulsadrillers.com



WICHITA WRANGLERS

300 South Sycamore
Wichita, KS 67213
Office Phone: (316) 267-3372
Fax: (316) 267-3382
Media Contact: Zack Kulesz
zack@wichitawranglers.com

ARKANSAS TRAVELERS

Affiliate: Los Angeles Angels of Anaheim (2001)

Ray Winder Field
 P.O. Box 55066
 Little Rock, AR 72215
 Telephone: (501) 664-1555
 Fax: (501) 664-1834
 E-mail: travs@travs.com
 Website: www.travs.com



TYRONE BOYKIN
 Manager

Executive VP / GM.....Bill Valentine
 Media Contact.....Phil Elson
 Radio Announcer.....Phil Elson
 StationKASR - 92.7 FM

PITCHING COACH
 Ken Patterson

Capacity: 6,083
 Year Opened: 1932
 Directions: 1-630 to Fair Park Boulevard exit, go north from exit, turn right onto Zoo Drive

HITTING COACH
 Keith Johnson

VISITING CLUB HOTEL

La Quinta Inn
 901 Fair Park Blvd
 Little Rick, AR 72204
 (501) 664-7000

TRAINER
 Aaron Wells

2005 RECAP (12-16 Overall; 7-7 Home; 5-9 Road)

DATE	H/A	W/L	SCORE	WP	LP	DATE	H/A	W/L	SCORE	WP	LP
4/7	A	L	6-5	Rowenhurst	Cotton	7/24	H	L	6-1	Olenberger	Leek
4/8	A	L	4-1	Saunders	Blair	7/25	H	W	13-7	Lambert	Davidson
4/9	A	L	2-0	Santana	Alvarez	7/26	H	L	6-5	Austen	Kinney
4/10	A	L	2-1	Davidson	Pals	7/27	H	L (10)	7-3	Austen	Cook
5/18	H	L	12-1	James	Blair	8/2	A	L	9-1	Shell	Pals
5/19	H	W	7-5	Leek	Bittner	8/3	A	W	12-6	Leek	Collazo
5/20	H	W	4-3	Kinney	Wilhite	8/4	A	L	8-4	Olenberger	Lambert
5/21	H	L (12)	7-5	O'Sullivan	Ferrari	8/5	A	L	15-0	Davidson	Pomeranz
5/22	H	L	6-5	Olenberger	Rawson	8/6	A	W	8-4	Alvarez	Weaver
6/11	A	L	4-3	Stertzbach	Cook	8/31	H	W	5-4	Doynbe	Serrano
6/12	A	W	13-7	Alvarez	Olenberger	9/1	H	W	7-4	Nussbeck	Collazo
6/13	A	L	10-3	Saunders	Pals	9/2	H	W	9-4	Pals	O'Sullivan
6/14	A	W	11-4	Leek	Bittner	9/3	H	W	2-1	Leek	Weaver
6/15	A	W	9-8	Ferrari	Jones	9/4	H	L	18-9	Davidson	Lambert

2006 SCHEDULE

DAY	DATE	SITE	TIME	DAY	DATE	SITE	TIME
Thurs.	Apr. 6	SPR	7:10 p.m.	Sun.	July 23	SPR	6:10 p.m.
Fri.	Apr. 7	SPR	7:10 p.m.	Mon.	July 24	SPR	7:10 p.m.
Sat.	Apr. 8	SPR	12:10 p.m.	Tues.	July 25	SPR	7:10 p.m.
Sun.	Apr. 9	SPR	2:10 p.m.	Wed.	July 26	SPR	7:10 p.m.
Wed.	May 17	ARK	7:10 p.m.	Thurs.	July 27	SPR	7:10 p.m.
Thurs.	May 18	ARK	7:10 p.m.	Wed.	Aug. 2	ARK	7:10 p.m.
Fri.	May 19	ARK	7:10 p.m.	Thurs.	Aug. 3	ARK	7:10 p.m.
Sat.	May 20	ARK	7:10 p.m.	Fri.	Aug. 4	ARK	7:10 p.m.
Sun.	May 21	ARK	2:10 p.m.	Sat.	Aug. 5	ARK	7:10 p.m.
Sat.	June 10	SPR	6:10 p.m.	Wed.	Aug. 30	ARK	7:10 p.m.
Sun.	June 11	SPR	2:10 p.m.	Thurs.	Aug. 31	ARK	7:10 p.m.
Mon.	June 12	SPR	7:10 p.m.	Fri.	Sept. 1	ARK	7:10 p.m.
Tues.	June 13	SPR	7:10 p.m.	Sat.	Sept. 2	ARK	1:00 p.m.
Wed.	June 14	SPR	7:10 p.m.	Sun.	Sept. 3	ARK	2:00 p.m.

2005 ARKANSAS TRAVELERS INDIVIDUAL STATISTICS

BATTER	AVG	G	AB	R	H	2B	3B	HR	RBI	BB	SO	SB	CS	SLG	OBP
*Aspito, Jason	.268	52	157	25	42	8	0	8	32	12	28	1	2	.471	.330
#Aybar, Erick	.303	134	535	101	162	29	10	9	54	29	51	49	23	.445	.350
Caldera, Jose	1.000	4	1	3	1	0	0	0	0	0	0	1	0	1.000	1.000
#Callaspo, Alberto	.297	89	350	53	104	8	0	10	49	28	17	9	8	.406	.346
#Casilla, Alexi	.211	7	19	4	4	0	0	0	4	2	3	1	1	.211	.286
Del Chiaro, Brent	.162	49	117	13	19	7	1	4	16	10	50	0	0	.342	.235
Duff, Tim	.222	7	18	1	4	1	0	0	1	0	4	0	0	.278	.222
Eyward, Mike	.287	123	418	62	120	26	2	14	72	37	58	3	5	.459	.350
Gates, David	.247	115	381	59	94	22	3	16	58	35	97	1	0	.446	.323
Kendrick, Howie	.342	46	190	35	65	20	2	7	42	6	20	12	4	.579	.382
Leahy, Ryan	.231	43	121	12	28	4	1	1	10	6	17	0	2	.306	.290
Matranga, Dave	.192	9	26	4	5	2	0	1	2	1	6	0	1	.385	.214
#Morales, Kendry	.306	74	281	47	86	12	0	17	54	17	43	2	0	.530	.349
#Morris, Chris	.273	52	128	13	35	3	3	0	12	17	28	10	6	.344	.359
#Murphy, Tommy	.288	135	500	85	144	24	11	17	76	43	97	26	12	.482	.346
Napoli, Mike	.237	131	439	96	104	22	2	31	99	88	140	12	4	.508	.372
Pavkovich, Adam	.407	8	27	2	11	3	1	1	3	0	3	1	1	.704	.407
*Porter, Gregory	.286	129	448	63	128	24	4	11	56	22	84	2	6	.431	.321
Reyes, Ivan	.364	8	22	5	8	2	0	3	10	2	8	0	0	.864	.400
*Santana, Emmanuel	.143	5	14	2	2	0	0	0	4	0	3	1	0	.143	.133
#Willits, Reggie	.304	123	487	75	148	23	6	2	46	54	78	40	14	.388	.377
Total-All Batters	.281	140	4679	760	1314	240	46	152	700	410	835	171	89	.449	.345

PITCHER	W-L	ERA	G	GS	CG	SHO	SV	IP	H	R	ER	HR	BB	SO	WP	AVG
*Andrews, Clayton	1-0	0.00	2	1	0	0	1	9.2	4	0	0	0	7	6	0	.133
Arredondo, Jose	0-0	3.38	5	0	0	0	0	5.1	5	2	0	4	4	1	.278	
Austen, David	4-3	4.05	27	0	0	0	0	46.2	43	24	21	4	12	30	2	.256
*Bittner, Tim	1-7	6.33	14	14	0	0	0	58.1	76	43	41	5	33	41	3	.333
*Borbon Jr., Pedro	0-0	0.00	6	0	0	0	0	4.1	1	0	0	0	0	3	0	.083
*Collazo, Willie	1-5	6.78	26	10	0	0	0	71.2	85	60	54	16	29	58	1	.293
*Davidson, Daniel	13-5	4.72	28	26	1	0	0	154.1	179	94	81	22	45	110	6	.289
James, Delvin	3-4	5.58	17	8	0	0	0	59.2	77	40	37	6	25	30	2	.321
Jones, Greg	0-1	2.70	3	0	0	0	0	3.1	2	1	0	1	2	0	.167	
Leahy, Ryan	0-0	22.50	1	0	0	0	0	2.0	3	5	5	0	3	2	0	.375
Lynch, Kevin	0-0	11.25	2	0	0	0	0	4.0	7	5	5	2	2	0	0	.368
O'Sullivan, Mark	1-4	6.16	45	4	0	0	0	76.0	92	59	52	10	38	45	8	.307
Olenberger, Kasey	9-7	3.71	32	17	0	0	0	123.2	135	64	51	14	37	69	6	.278
Olson, Jason	0-0	4.50	4	0	0	0	1	6.0	9	3	3	1	1	0	1	.360
Pullin, Aaron	5-6	5.03	51	0	0	0	5	77.0	80	45	43	13	34	53	4	.262
*Rouwenhorst, Jonathan	3-1	1.59	22	0	0	0	2	22.2	13	4	4	2	10	19	0	.169
Santana, Ervin	5-1	2.31	7	7	0	0	0	39.0	34	12	10	2	15	32	1	.234
*Saunders, Joe	7-4	3.49	18	18	2	1	0	105.2	107	52	41	9	32	80	2	.263
Serrano, Alex	1-3	1.73	24	0	0	0	11	26.0	24	9	5	1	6	18	0	.245
Shell, Steven	10-8	4.57	27	27	1	1	0	159.2	175	90	81	18	58	126	10	.283
Stertzbach, Von	3-5	5.23	44	0	0	0	10	51.2	60	36	30	8	25	42	5	.294
Weaver, Jered	3-3	3.98	8	8	0	0	0	43.0	43	22	19	5	19	46	1	.250
Wilhite, Matt	1-2	4.07	56	0	0	0	2	59.2	67	31	27	5	15	32	1	.300
Total-All Pitchers	71-69	4.56	140	140	4	8	32	1209.1	1321	701	613	143	451	848	54	.281

*left-handed #switch-hitter


SERIES FACTS

Most Runs, Game:	By Springfield - 13 (13-7, July 25, 2005 at Hammons Field) By Arkansas - 18 (18-9, Sept. 4, 2005 at Hammons Field)
Widest Margin Victory:	By Springfield - 6 Runs (12-6, Aug. 3, 2005 at Ray Winder Field) By Arkansas - 15 Runs (15-0, Aug. 5, 2005 at Ray Winder Field)
Longest Winning Streak:	By Springfield - 5 (Aug. 10, 2005 to Sept. 3, 2005) By Arkansas - 5 (April 7, 2005 to May 18, 2005)
Attendance High:	At Hammons Field: 9,018, May 21, 2005 At Ray Winder Field: 3,814, Aug. 2, 2005

CORPUS CHRISTI HOOKS

Affiliate: Houston Astros (2005)

Whataburger Field
 734 E. Port Ave
 Corpus Christi, TX 78401
 Telephone: (361) 561-4665
 Fax: (361) 561-4666
 E-mail: info@cchooks.com
 Website: www.cchooks.com



DAVE CLARK
 Manager

PITCHING COACH
 Joe Slusarski

HITTING COACH
 John Tamargo, Jr.

TRAINER
 Jamey Snodgrass

President / GM.....J.J. Gottsch
 Media Contact.....Matt Hicks
 Radio Announcer.....Matt Hicks
 Station.....KOUL - 103.7 FM

Capacity: 5,314
 Year Opened: 2005
 Directions: I-37 South to Bayfront/Shoreline exit, left on Chaparral to East Port Avenue. Turn left at East Port. Stadium is on the right.

VISITING CLUB HOTEL
 Omni Marina Hotel
 707 N. Shoreline Dr.
 Corpus Christi, TX 78401
 (361) 886-3553

2005 RECAP (8-6 Overall; 4-3 Home; 4-3 Road)

DATE	H/A	W/L	SCORE	WP	LP
4/28	H	W	2-1	Kinney	Hodge
4/29	H	L	7-3	Hirsh	Cook
4/30	H	L	9-3	MacRae	Cavazos
5/1	H	W (10)	2-1	Kinney	Mansfield
5/5	A	L	2-1	McLemore	Alvarez
5/6	A	W	6-4	Pals	Sampson
5/7	A	W	9-8	Nussbeck	Hodge
6/27	H	W	7-3	Pals	MacRae
6/28	H	L	8-3	Barzilla	Pomeranz
6/29	H	W	6-3	Cummings	Sampson
7/11	A	L	1-0	Hirsh	Pals
7/12	A	W	6-3	Alvarez	Merchant
7/13	A	W	4-2	Leek	McClaskey
7/14	A	L	3-2	Peguero	Rawson

2006 SCHEDULE

DAY	DATE	SITE	TIME	DAY	DATE	SITE	TIME
Wed.	Apr. 26	COR	7:05 p.m.	Mon.	June 26	COR	7:05 p.m.
Thurs.	Apr. 27	COR	7:05 p.m.	Tues.	June 27	COR	7:05 p.m.
Fri.	Apr. 28	COR	7:05 p.m.	Wed.	June 28	COR	7:05 p.m.
Sat.	Apr. 29	COR	7:05 p.m.	Mon.	July 10	SPR	7:10 p.m.
Thurs.	May 4	SPR	7:10 p.m.	Tues.	July 11	SPR	7:10 p.m.
Fri.	May 5	SPR	7:10 p.m.	Wed.	July 12	SPR	7:10 p.m.
Sat.	May 6	SPR	12:10 p.m.	Thurs.	July 13	SPR	7:10 p.m.

TEXAS LEAGUE

2005 CORPUS CHRISTI HOOKS INDIVIDUAL STATISTICS

BATTER	AVG	G	AB	R	H	2B	3B	HR	RBI	BB	SO	SB	CS	SLG	OBP
*Anderson, Josh	.282	127	524	67	148	16	9	1	26	29	80	50	19	.353	.329
Bagwell, Jeff	.222	3	9	1	2	0	0	0	1	3	3	0	0	.222	.417
#Clements, Jason	.302	15	43	5	13	3	1	0	7	1	7	0	0	.419	.318
#Conrad, Brooks	.234	22	77	13	18	6	1	2	11	16	15	8	0	.416	.372
Eckelman, Alex	.274	26	84	6	23	3	0	1	6	4	9	0	1	.345	.326
Fagan, John	.254	68	173	18	44	4	1	3	15	22	50	4	0	.341	.361
#Gimenez, Hector	.273	121	454	47	124	19	1	12	58	32	88	2	3	.399	.322
Jimerson, Charlton	.259	115	425	67	110	24	3	16	44	29	145	27	10	.442	.317
Navarrete, Ray	.232	52	194	23	45	12	0	5	16	7	30	1	3	.371	.275
Norris, Dax	.223	106	355	28	79	16	0	13	50	27	42	0	1	.377	.274
Peavey, Pat	.065	12	31	0	2	0	0	0	1	3	8	0	0	.065	.194
*Phillips, J.R.	.295	43	156	20	46	5	0	8	20	21	42	2	2	.481	.372
Quintero, Humberto	.182	4	11	0	2	1	0	0	1	1	2	0	0	.273	.250
#Riggs, Eric	.261	130	452	40	118	27	3	7	57	52	77	5	7	.381	.337
*Robinson, Wade	.242	69	219	19	53	4	0	1	16	20	51	8	10	.274	.302
Rodriguez, Carlos	.245	88	318	30	78	12	1	9	42	8	71	3	4	.374	.267
*Rodriguez, Mike	.281	116	392	51	110	16	9	5	50	47	50	25	7	.406	.359
Saccomanno, Mark	.278	134	514	66	143	36	1	12	51	27	108	5	3	.422	.319
Whiteman, Tommy	.250	41	152	13	38	9	0	1	15	18	40	3	4	.329	.333
Wright, Gavin	.200	4	10	1	2	1	0	0	0	1	1	0	0	.300	.273
Zamora, Junior	.198	45	126	10	25	7	0	0	4	5	31	0	0	.254	.246
All Others	.083		60	5	5	0	0	0	4	5	23	0	0	.083	.152
Total-All Batters	.257	141	4779	530	1228	221	30	96	495	378	973	143	74	.376	.316

PITCHER	W-L	ERA	G	GS	CG	SHO	SV	IP	H	R	ER	HR	BB	SO	WP	AVG
*Allen, Blake	1-3	5.36	16	6	0	0	0	42.0	44	28	25	4	18	31	4	.263
Backe, Brandon	0-1	2.25	2	2	0	0	0	8.0	4	2	2	1	1	11	1	.143
*Barzilla, Phillip	7-7	3.03	41	14	0	0	0	113.0	126	49	38	6	30	87	6	.281
Bauer, Peter	3-4	3.31	11	8	0	0	1	51.2	46	25	19	5	9	39	3	.231
Giron, Roberto	2-3	3.07	21	0	0	0	0	29.1	27	11	10	3	6	28	0	.248
Hirsh, Jason	13-8	2.87	29	29	1	1	0	172.1	137	63	55	12	42	165	7	.218
Hodge, Kevin	1-4	5.48	14	0	0	0	2	23.0	23	15	14	3	8	25	2	.256
Kieschnick, Brooks	0-0	1.08	5	0	0	0	0	8.1	10	2	1	0	2	5	1	.303
MacRae, Scott	3-3	2.70	16	4	0	0	1	46.2	51	19	14	2	9	29	3	.277
Mansfield, Monte	3-2	3.82	43	0	0	0	0	75.1	65	35	32	7	33	78	6	.234
McClaskey, Tim	8-10	3.33	27	26	2	0	0	159.2	141	67	59	16	21	105	2	.233
*McLemore, Mark	5-6	2.81	15	15	1	0	0	73.2	59	34	23	5	34	65	1	.220
Merchant, Jamie	3-3	4.26	24	1	0	0	2	50.2	43	25	24	7	21	46	0	.228
Miller, Joshua	0-1	7.04	3	0	0	0	0	7.2	9	6	6	1	1	5	0	.281
Nieve, Fernando	4-3	2.65	14	14	0	0	0	85.0	62	27	25	7	29	96	4	.205
Peguero, Jailen	2-2	2.94	50	0	0	0	12	64.1	62	25	21	3	25	63	3	.254
Rijo, Fernando	3-2	4.40	34	2	0	0	1	61.1	58	35	30	11	34	44	4	.254
*Rodriguez, Wandy	0-0	2.70	1	1	0	0	0	3.1	3	1	1	0	2	3	0	.273
Sampson, Chris	4-12	3.12	32	19	2	1	4	150.0	147	67	52	11	19	92	2	.256
Williams, Aaron	2-1	2.64	22	0	0	0	0	30.2	27	10	9	2	15	19	2	.241
All Others	0-1	45.00	1	0	0	0	0	1.0	3	5	5	0	3	0	0	.750
Total-All Pitchers	64-76	3.34	141	141	6	10	23	1257.0	1147	551	466	106	362	1036	51	.242

*left-handed #switch-hitter


SERIES FACTS

Most Runs, Game:	By Springfield - 9 (9-8, May 7, 2005 at Whataburger Field) By Corpus Christi - 9 (9-3, Apr. 30, 2005 at Hammons Field)
Widest Margin Victory:	By Springfield - 4 Runs (7-3, June 27, 2005 at Hammons Field) By Corpus Christi - 6 Runs (9-3, Apr. 30, 2005 at Hammons Field)
Longest Winning Streak:	By Springfield - 3 (May 6, 2005 to June 27, 2005) By Corpus Christi - 2 (April 29-30, 2005)
Attendance High:	At Hammons Field: 8,236, June 29, 2005 At Whataburger Field: 8,205, May 7, 2005

FRISCO ROUGHRIDERS

Affiliate: Texas Rangers (2003)

Dr. Pepper/Seven Up Ballpark
 7300 RoughRiders Trail
 Frisco, TX 75034
 Telephone: (972) 731-9200
 Fax: (972) 731-5355
 E-mail: info@ridersbaseball.com
 Website: www.ridersbaseball.com



President / GM.....Mike McCall
 Media Contact.....Dick Harmon
 Radio Announcer.....Scott Garner
 Station.....The Ticket-1700 AM

DARRYL KENNEDY
 Manager

PITCHING COACH
 John Wetteland

Capacity: 8,600
 Year Opened: 2003
 Directions: The ballpark is at the northeast corner of Dallas North Tollway and State Highway 121.

HITTING COACH
 Ronnie Ortegon

VISITING CLUB HOTEL

Embassy Suites
 7600 John Q. Hammons Dr.
 Frisco, TX 73034
 (972) 712-7200

TRAINER
 Brian Bobier

2005 RECAP (9-5 Overall; 6-1 Home; 3-4 Road)

DATE	H/A	W/L	SCORE	WP	LP
5/26	A	L (10)	3-2	Dominguez	Rawson
5/27	A	W	4-2	Pals	Lorenzo
5/29	A	W (7)	2-0	Leek	Wilson
5/29	A	L (11)	7-6	Dominguez	Rust
6/3	H	W	4-3	Leek	Rodriguez
6/4	H	W	8-7	Eldred	Chavez
6/5	H	W	2-0	Cummings	Volquez
8/8	A	L	7-2	Murray	Pals
8/9	A	L	7-6	Roberts	Cook
8/10	A	W	15-1	Pomeranz	Massett
8/14	H	W	6-0	Leek	Diamond
8/15	H	L	5-4	Masset	Lambert
8/16	H	W	5-3	Pomeranz	Danks
8/17	H	W	8-6	Pulsipher	Mahay

2006 SCHEDULE

DAY	DATE	SITE	TIME	DAY	DATE	SITE	TIME
Thurs.	May 25	SPR	7:10 p.m.	Thurs.	Aug. 10	SPR	7:10 p.m.
Fri.	May 26	SPR	7:10 p.m.	Fri.	Aug. 11	SPR	7:10 p.m.
Sat.	May 27	SPR	6:10 p.m.	Sat.	Aug. 12	SPR	6:10 p.m.
Sun.	May 28	SPR	2:10 p.m.	Thurs.	Aug. 17	FRI	7:00 p.m.
Fri.	June 2	FRI	7:00 p.m.	Fri.	Aug. 18	FRI	7:00 p.m.
Sat.	June 3	FRI	7:00 p.m.	Sat.	Aug. 19	FRI	7:00 p.m.
Sun.	June 4	FRI	6:00 p.m.	Sun.	Aug. 20	FRI	6:00 p.m.

2005 FRISCO ROUGHRIDERS INDIVIDUAL STATISTICS

BATTER	AVG	G	AB	R	H	2B	3B	HR	RBI	BB	SO	SB	CS	SLG	OBP
#Abruzzo, Jared	.209	46	153	17	32	4	0	4	13	19	51	0	1	.314	.289
Arias, Joaquin	.315	120	499	65	157	23	8	5	56	17	46	20	10	.423	.335
Brewer, Jace	.292	75	264	39	77	13	1	2	22	15	43	8	5	.371	.330
Cleveland, Jeremy	.253	60	198	31	50	9	0	0	13	31	45	2	1	.298	.355
#Coughlan, Cameron	.262	76	252	36	66	12	2	3	26	43	48	17	10	.361	.371
#Eldridge, Rashad	.342	11	38	10	13	7	0	0	10	12	10	2	1	.526	.519
Esposito, Brian	.228	38	136	12	31	7	0	0	5	7	33	1	0	.279	.276
Fox, Adam	.255	46	149	23	38	5	1	4	26	19	29	3	0	.383	.349
Gold, Nate	.228	23	79	9	18	3	0	0	11	3	16	0	0	.266	.274
Hart, Jason	.246	128	480	59	118	28	1	21	77	40	103	0	1	.440	.313
Higashi, Jonathan	.000	1	3	0	0	0	0	0	0	0	1	0	0	.000	.000
Larson, Brandon	.289	34	135	20	39	10	0	7	34	9	33	0	0	.519	.353
#Matthews, Gary	.400	1	5	0	2	0	0	0	1	0	1	0	0	.400	.400
*Mehl, Truan	.000	2	2	0	0	0	0	0	0	0	2	0	0	.000	.000
*Meyer, Drew	.321	83	321	49	103	14	4	3	45	26	55	12	2	.417	.372
Nickeas, Mike	.202	68	242	22	49	7	1	5	24	20	43	1	1	.302	.263
Richardson, Kevin	.305	18	59	12	18	4	0	2	11	6	23	0	1	.475	.406
Senreiso, Juan	.284	132	497	54	141	25	5	5	35	45	125	16	8	.384	.345
*Sinisi, Vince	.258	65	248	27	64	9	0	4	29	15	39	4	4	.343	.300
Smith, Dustin	.238	20	63	11	15	4	0	1	5	3	7	0	0	.349	.284
*Smith, Will	.227	40	154	18	35	8	2	5	20	10	34	0	0	.403	.273
Taylor, Seth	.258	108	414	41	107	21	1	13	66	21	65	2	5	.408	.298
#Yan, Ruddy	.300	116	483	77	145	15	5	3	45	47	38	41	11	.371	.366
All Others	.000	1	1	0	0	0	0	0	0	0	1	0	0	.000	.000
Total-All Batters	.270	141	4875	632	1318	228	31	87	574	408	891	129	61	.383	.330

PITCHER	W-L	ERA	G	GS	CG	SHO	SV	IP	H	R	ER	HR	BB	SO	WP	AVG
Bazzell, Shane	4-5	4.87	35	8	0	0	2	98.0	117	56	53	11	27	60	1	.301
Burcie, Jarrad	0-0	11.57	1	0	0	0	0	2.1	3	3	3	1	1	2	0	.300
Chavez, Jesse	4-3	5.68	31	0	0	0	1	57.0	71	43	36	10	25	27	7	.316
Crabtree, Tim	2-0	0.66	11	0	0	0	1	13.2	10	4	1	0	4	10	0	.189
*Danks, John	4-10	5.49	18	17	0	0	0	98.1	117	66	60	12	34	85	3	.297
Diamond, Thomas	5-4	5.35	14	14	0	0	0	69.0	66	44	41	8	38	68	10	.249
Dominguez, Juan	2-0	2.63	15	2	0	0	2	37.2	30	14	11	4	9	31	4	.216
Feldman, Scott	1-2	2.36	46	0	0	0	14	61.0	43	18	16	3	23	41	4	.202
Francisco, Frank	0-1	8.10	4	3	0	0	0	3.1	4	6	3	0	2	3	1	.333
Hudgins, John	1-2	4.67	3	2	0	0	0	17.1	15	9	9	1	8	11	0	.231
Jimenez, Kelvin	0-0	3.46	6	0	0	0	2	13.0	12	5	5	0	6	12	2	.261
Karsay, Steve	1-2	3.64	19	0	0	0	0	29.2	29	18	12	2	6	30	1	.248
Littleton, Wes	2-3	3.97	48	0	0	0	3	81.2	93	37	36	9	24	71	3	.293
Lorenzo, Matt	3-5	7.14	10	9	0	0	0	46.2	71	39	37	9	22	28	1	.353
*Mahay, Ron	1-3	7.78	5	5	0	0	0	19.2	24	19	17	3	9	20	1	.300
Marcano, Luis	0-1	6.06	10	0	0	0	0	16.1	17	12	11	6	10	6	1	.270
Masset, Nick	7-12	6.18	29	27	1	0	0	157.1	197	124	108	19	61	105	9	.313
Montero, Agustin	2-4	5.46	40	0	0	0	2	61.0	64	40	37	9	33	69	10	.263
*Murray, A.J.	4-4	3.26	11	10	0	0	0	58.0	62	27	21	3	15	49	1	.284
Roberts, Mark	2-1	4.26	10	0	0	0	2	19.0	16	9	9	2	5	14	3	.229
*Rodriguez, Wilfredo	4-5	3.80	12	12	1	0	0	68.2	59	34	29	5	31	64	3	.239
Rowe, Steven	1-2	6.14	18	0	0	0	1	29.1	40	22	20	4	6	15	3	.339
Rupe, Josh	4-3	3.74	11	10	0	0	0	65.0	64	29	27	7	26	55	3	.261
*Snare, Ryan	1-1	0.79	9	0	0	0	0	11.1	5	1	1	0	5	11	1	.132
*Thompson, Justin	2-0	2.84	12	0	0	0	2	12.2	14	5	4	1	2	11	0	.269
Volquez, Edison	1-5	4.14	10	10	1	1	0	58.2	58	29	27	6	17	49	1	.258
*Wilson, C.J.	0-4	4.43	12	12	0	0	0	44.2	51	32	22	7	14	43	0	.290
Total-All Pitchers	58-82	4.70	141	141	3	4	32	1250.1	1352	745	653	142	463	990	73	.279

*left-handed #switch-hitter

SERIES FACTS


Most Runs, Game:	By Springfield - 15 (15-1, Aug. 10, 2005 at Dr. Pepper/Seven Up Ballpark) By Frisco - 7 (last was 7-6, Aug. 9, 2005 at Dr. Pepper/Seven Up Ballpark)
Widest Margin Victory:	By Springfield - 14 Runs (15-1, Aug. 10, 2005 at Dr. Pepper/Seven Up) By Frisco - 5 Runs (7-2, Aug. 8, 2005 at Dr. Pepper/Seven Up Ballpark)
Longest Winning Streak:	By Springfield - 3 (June 3-5, 2005) By Frisco - 2 (Aug. 8-9, 2005)
Attendance High:	At Hammons Field: 8,242, June 4, 2005 At Dr. Pepper/Seven Up Ballpark: 10,189, May 27, 2005

TEXAS LEAGUE

MIDLAND ROCKHOUNDS

Affiliate: Oakland Athletics (1999)

Citibank Ballpark
 5514 N. Champion Dr.
 Midland, TX 79706
 Telephone: (432) 520-2255
 Fax: (432) 520-8326
 E-mail: rockhounds@nwol.net
 Website: www.midlandrockhounds.org



VON HAYES
 Manager

PITCHING COACH
 Jim Coffman

HITTING COACH
 Webster Garrison

TRAINER
 Javier Alvidrez

General Manager.....Monty Hoppel
 Media Contact.....Bob Hards
 Radio Announcer.....Bob Hards
 Station.....KCRS 550 AM

Capacity: 4,669
 Year Opened: 2002
 Directions: Corner of Loop 250 and Highway 191.

VISITING CLUB HOTEL

Holiday Inn Hotel and Suites
 4300 W. Highway 80
 Midland, TX 79703
 (432) 697-3181

2005 RECAP (8-6 Overall; 5-2 Home; 3-4 Road)

DATE	H/A	W/L	SCORE	WP	LP
5/23	A	W	6-2	Leek	Bondurant
5/24	A	W	11-6	Rust	Obenchain
5/25	A	L	16-7	Dickinson	Cook
5/30	H	W	4-3	Rawson	Brannon
5/31	H	W	3-2	Rust	Fahrner
6/1	H	L	5-2	Braden	Lambert
6/2	H	W	5-3	Pals	Bondurant
8/11	H	W (13)	11-10	Benes	Fahrner
8/12	H	L	17-3	Lynch	Cook
8/13	H	W	8-6	Cavazos	Kohn
8/18	A	L	7-2	Dickinson	Pals
8/19	A	W	6-3	Leek	Lynch
8/20	A	L	15-5	Komine	Lambert
8/21	A	L	10-6	Nannini	Pomeranz

2006 SCHEDULE

DAY	DATE	SITE	TIME	DAY	DATE	SITE	TIME
Mon.	May 22	SPR	7:10 p.m.	Mon.	Aug. 7	MID	6:30 p.m.
Tues.	May 23	SPR	7:10 p.m.	Tues.	Aug. 8	MID	6:30 p.m.
Wed.	May 24	SPR	12:10 p.m.	Wed.	Aug. 9	MID	6:30 p.m.
Mon.	May 29	MID	6:30 p.m.	Sun.	Aug. 10	SPR	6:10 p.m.
Tues.	May 30	MID	6:30 p.m.	Mon.	Aug. 11	SPR	7:10 p.m.
Wed.	May 31	MID	6:30 p.m.	Tues.	Aug. 12	SPR	7:10 p.m.
Thurs.	June 1	MID	7:00 p.m.	Wed.	Aug. 13	SPR	7:10 p.m.

2005 MIDLAND ROCKHOUNDS INDIVIDUAL STATISTICS

BATTER	AVG	G	AB	R	H	2B	3B	HR	RBI	BB	SO	SB	CS	SLG	OBP
Allegra, Matthew	.187	56	203	19	38	8	0	6	23	10	75	0	0	.315	.229
*Barton, Darc	.316	56	212	38	67	20	1	5	37	35	30	1	1	.491	.410
#Beattie, Andrew	.293	22	82	13	24	6	0	3	17	17	22	1	0	.476	.414
Brown, Jeremy	.261	115	394	65	103	27	1	20	72	52	88	0	0	.487	.359
*Brant, Colamarino	.321	46	187	31	60	13	4	10	45	18	34	0	0	.594	.377
*Ethier, Andre	.319	131	505	104	161	30	3	18	80	48	93	1	4	.497	.385
Gomez, Francis	.223	68	224	27	50	12	2	4	20	8	62	2	3	.348	.255
Jackson, Steve	.303	11	33	7	10	2	2	2	6	6	8	0	0	.667	.410
Kiger, Mark	.267	131	460	68	123	31	0	5	45	68	94	9	4	.367	.360
*Melillo, Kevin	.282	35	131	33	37	10	0	7	34	14	23	9	2	.519	.347
*Morris, Jed	.111	4	18	1	2	1	0	0	0	1	2	0	0	.167	.158
Morrissey, Adam	.240	34	121	16	29	3	1	2	15	5	38	0	1	.331	.270
Myers, Casey	.340	57	203	31	69	11	0	7	42	14	11	0	0	.498	.389
*Perry, Jason	.257	124	435	68	112	21	4	22	77	45	126	1	4	.476	.342
*Quintanilla, Omar	.293	78	294	46	86	14	2	4	25	23	40	2	3	.395	.347
Spanos, Vasilii	.235	43	149	20	35	6	0	6	27	12	40	1	0	.396	.322
*Stanley, Steve	.290	128	514	87	149	26	4	6	46	61	62	8	8	.391	.364
*Stavisky, Brian	.316	135	510	84	161	36	6	11	88	69	84	0	5	.475	.398
Turner, Lloyd	.250	48	148	15	37	6	0	2	18	18	25	6	3	.331	.331
Total-All Batters	.281	140	4823	773	1353	283	30	140	717	524	957	41	38	.439	.355

PITCHER	W-L	ERA	G	GS	CG	SHO	SV	IP	H	R	ER	HR	BB	SO	WP	AVG
*Bondurant, Steven	12-9	4.58	28	28	0	0	0	165.0	171	94	84	20	59	128	2	.271
*Braden, Dallas	9-5	3.90	16	16	0	0	0	97.0	104	43	42	5	32	71	8	.281
*Brannon, Nick	1-1	4.21	26	1	0	0	0	36.1	32	23	17	3	33	31	2	.239
Crowell, Kyle	3-1	3.44	39	1	0	0	0	65.1	64	26	25	7	21	49	5	.255
*Dickinson, Drew	6-10	5.91	27	26	0	0	0	120.1	167	91	79	11	54	53	8	.332
Fahrner, Evan	7-2	2.48	45	0	0	0	3	76.1	71	27	21	4	28	68	5	.245
Garcia, Jairo	0-0	1.08	10	0	0	0	6	16.2	9	3	2	1	9	30	1	.153
Gwyn, Marcus	0-1	2.86	19	0	0	0	0	28.1	24	9	9	1	17	21	4	.240
Kohn, Shawn	4-3	2.89	55	0	0	0	8	84.0	64	28	27	5	20	92	0	.215
Komine, Shane	2-1	3.16	5	5	0	0	0	31.1	27	12	11	5	7	33	1	.235
*Landeros, Leonard	2-2	5.68	18	3	0	0	0	31.2	44	21	20	3	11	20	0	.328
*Lynch, Matt	7-7	4.40	35	15	0	0	1	110.1	126	71	54	7	38	65	1	.284
Mattioni, Nick	2-4	2.58	42	0	0	0	4	69.2	56	24	20	6	21	71	7	.216
Nannini, Mike	8-1	5.79	13	13	0	0	0	74.2	80	51	48	10	13	44	3	.274
Obenchain, Stephen	4-3	5.92	11	11	0	0	0	51.2	67	40	34	4	29	37	3	.312
Santos, Alex	2-3	2.95	37	0	0	0	19	42.2	33	14	14	2	15	46	4	.210
*Weis, Brad	1-1	3.27	29	0	0	0	1	33.0	32	18	12	2	22	25	2	.244
Windsor, Jason	3-6	5.72	11	11	0	0	0	56.2	69	40	36	5	23	39	0	.303
Ziegler, Brad	2-1	6.86	4	4	0	0	0	21.0	27	16	16	1	4	20	1	.310
Ziegler, Mike	3-1	6.54	6	6	0	0	0	31.2	51	27	23	3	8	21	2	.357
Total-All Pitchers	78-62	4.26	140	140	0	8	42	1243.2	1318	678	589	105	464	964	59	.272

*left-handed #switch-hitter


SERIES FACTS

Most Runs, Game:	By Springfield - 11 (11-10 in 13 inn., Aug. 11, 2005 at Hammons Field) By Midland - 17 (17-3, Aug. 12, 2005 at Hammons Field)
Widest Margin Victory:	By Springfield - 5 Runs (11-6, May 24, 2005 at First American Bank Ballpark) By Midland - 14 Runs (17-3, Aug. 12, 2005 at Hammons Field)
Longest Winning Streak:	By Springfield - 2 (last was June 2, 2005 to Aug. 11, 2005) By Midland - 2 (Aug. 20-21, 2005)
Attendance High:	At Hammons Field: 8,708, Aug. 13, 2005 At First American Bank Ballpark: 4,949, Aug. 20, 2005

SAN ANTONIO MISSIONS

Affiliate: Seattle Mariners (2001)

Nelson W. Wolff Municipal Stadium
 5757 Highway 90 West
 San Antonio, TX 78227
 Telephone: (210) 675-7275
 Fax: (210) 670-0341
 E-mail: sainfo@samissions.com
 Website: www.samissions.com



President.....Burl Yarbrough
 Media Contact.....Mickey Holt
 Radio Announcer.....Roy Acuff & Stu Paul
 Station.....KKYX 680 AM

DAREN BROWN
 Manager

PITCHING COACH
 Brad Holman

Capacity: 6,200
 Year Opened: 1994
 Directions: Highway 90 West at Callaghan.

HITTING COACH
 Henry Cotto

VISITING CLUB HOTEL

Red Roof Inn
 1011 E. Houston St.
 San Antonio, TX 78205
 (210) 229-9973

TRAINER
 Chris Gorosics

2005 RECAP (6-8 Overall; 3-4 Home; 3-4 Road)

DATE	H/A	W/L	SCORE	WP	LP
5/2	H	L	8-0	Rowland-Smith	Leek
5/3	H	W (11)	5-4	Kinney	Rall
5/4	H	W	5-4	Doyne	Fruto
5/8	A	L	4-2	Rowland-Smith	Leek
5/9	A	W	7-5	Axelson	Huber
5/10	A	W (12)	9-6	Rawson	Fruto
5/11	A	L	4-1	Sandoval	Pals
6/23	H	W	7-2	Pomeranz	Huber
6/24	H	L	9-5	Livingston	Cummings
6/25	H	L	3-2	Sandoval	Ferrari
6/26	H	L	7-5	Oldham	Leek
7/15	A	L	13-3	Key	Pomeranz
7/16	A	W	5-4	Cummings	Sandoval
7/17	A	L	6-2	Oldham	Pals

2006 SCHEDULE

DAY	DATE	SITE	TIME	DAY	DATE	SITE	TIME
Sun.	Apr. 30	SAN	4:05 p.m.	Thurs.	June 22	SAN	7:05 p.m.
Mon.	May 1	SAN	7:05 p.m.	Fri.	June 23	SAN	7:05 p.m.
Tues.	May 2	SAN	11:05 a.m.	Sat.	June 24	SAN	7:05 p.m.
Sun.	May 7	SPR	6:10 p.m.	Sun.	June 25	SAN	6:05 p.m.
Mon.	May 8	SPR	7:10 p.m.	Fri.	July 14	SPR	7:10 p.m.
Tues.	May 9	SPR	7:10 p.m.	Sat.	July 15	SPR	6:10 p.m.
Wed.	May 10	SPR	12:10 p.m.	Sun.	July 16	SPR	6:10 p.m.

2005 SAN ANTONIO MISSIONS INDIVIDUAL STATISTICS

BATTER	AVG	G	AB	R	H	2B	3B	HR	RBI	BB	SO	SB	CS	SLG	OBP
Betancourt, Yuniesky	.273	52	227	25	62	10	3	5	20	9	18	12	7	.410	.301
Blakeley, Eric	.211	20	57	1	12	1	0	0	4	1	7	1	1	.228	.224
Bohn Jr., T.J.	.308	113	438	67	135	30	2	12	57	35	96	27	9	.468	.365
*Bubela, Jaime	.292	130	520	84	152	20	5	9	57	34	118	40	6	.402	.340
Castro, Ismael	.264	115	421	41	111	24	1	9	51	12	43	6	9	.390	.286
*Craig, Casey	.000	4	2	0	0	0	0	0	0	0	1	0	2	.000	.000
Emmons, John	.667	4	3	1	2	1	0	0	0	0	1	0	0	1.000	.667
Espy, Nathan	.275	122	440	70	121	27	6	13	61	66	100	11	6	.452	.372
Guzman, Jesus	.258	119	453	61	117	18	8	9	53	45	101	6	11	.393	.330
*Harris, Gary	.282	120	457	68	129	21	2	6	42	22	72	15	15	.376	.320
Hoorelbeke, Jesse	.249	119	450	62	112	25	0	22	81	47	156	2	0	.451	.326
Jones, Adam	.298	63	228	33	68	10	3	7	20	22	48	9	4	.461	.365
Menchaca, Eriberto	.226	71	226	23	51	5	0	0	9	14	47	4	4	.248	.274
#Moon, Brian	.230	52	161	12	37	6	0	2	14	13	27	0	1	.304	.307
Nelson, Jon	.235	98	375	44	88	12	7	15	62	15	129	10	9	.424	.266
Nesbit, Michael	.222	8	18	2	4	0	0	0	1	1	4	1	0	.222	.263
Oliveros, Luis	.285	40	144	15	41	8	1	2	23	2	20	0	0	.396	.304
Reese, Pokey	.125	2	8	1	1	0	0	0	0	2	1	1	0	.125	.300
Rivera, Rene	.278	57	212	20	59	14	1	2	21	7	35	1	0	.382	.305
Total-All Batters	.269	140	4840	630	1302	232	39	113	576	347	1024	146	84	.403	.323

PITCHER	W-L	ERA	G	GS	CG	SHO	SV	IP	H	R	ER	HR	BB	SO	WP	AVG
Atchison, Scott	0-0	0.00	5	0	0	0	0	6.0	3	0	0	0	2	8	0	.143
Bazardo, Yorman	3-1	4.28	6	6	0	0	0	33.2	38	16	16	4	11	26	0	.295
*Bourgeois, Nick	0-1	7.50	2	2	0	0	0	6.0	6	5	5	1	6	9	0	.273
Bumstead, Michael	0-2	7.11	7	4	0	0	0	19.0	28	18	15	1	17	9	4	.364
Cortez, Renee	5-3	3.96	44	1	0	0	10	63.2	61	32	28	4	23	62	9	.253
Done, Juan	1-0	16.43	7	0	0	0	0	7.2	16	14	14	2	2	6	0	.432
Dorman, Rich	3-0	0.45	3	3	0	0	0	20.0	7	1	1	0	12	24	1	.113
Flannery, Mike	0-0	4.26	6	0	0	0	3	6.1	7	3	3	0	2	5	1	.292
Fruto, Emiliano	2-3	2.57	40	0	0	0	12	66.2	56	22	19	6	22	63	4	.231
Green, Sean	0-1	2.96	21	0	0	0	14	24.1	17	11	8	1	8	18	6	.189
Harris, Jeff	5-0	2.10	11	2	0	0	0	34.1	25	9	8	4	8	31	0	.200
Huber, Jon	7-8	4.74	26	26	1	1	0	148.0	159	87	78	11	49	112	7	.276
*Jimenez, Cesar	3-5	2.62	45	1	0	0	4	68.2	64	21	20	3	24	54	4	.250
*Key, Chris	4-1	2.42	23	0	0	0	3	52.0	55	15	14	5	8	27	1	.281
*Livingston, Bobby	8-4	2.86	18	18	0	0	0	116.1	103	45	37	7	27	78	2	.242
Mateo, Nathanel	0-4	6.61	41	1	0	0	0	16.1	20	17	12	4	10	21	1	.286
*Oldham, Thomas	13-7	3.67	27	26	0	0	0	154.2	179	79	63	15	45	115	3	.292
*Pizzaro, Melvin	2-1	2.57	4	0	0	0	0	7.0	5	3	2	1	1	3	0	.200
*Rall, Tim	2-3	3.81	41	0	0	0	0	59.0	45	27	25	6	34	61	4	.208
*Rowland-Smith, Ryan	6-7	4.35	33	17	0	0	0	122.0	133	72	59	7	51	102	15	.283
Sandoval, Juan	9-11	4.03	28	28	0	0	0	160.2	196	88	72	6	46	99	8	.305
Soriano, Rafael	0-0	0.00	1	1	0	0	0	1.0	0	0	0	0	0	0	0	.000
Spiehs, RD	2-1	2.81	17	0	0	0	2	25.2	21	8	8	3	7	15	2	.228
*Thomas, Jared	1-1	5.24	11	4	0	0	0	22.1	30	14	13	3	19	21	1	.316
Wilson, Philip	0-0	5.56	4	0	0	0	0	11.1	12	7	7	2	7	10	3	.286
Total-All Pitchers	76-64	3.74	140	140	1	9	48	1252.2	1286	614	521	96	441	979	76	.268

*left-handed #switch-hitter


SERIES FACTS

Most Runs, Game:	By Springfield - 9 (9-6, May 10, 2005 at Nelson W. Wolff Stadium) By San Antonio - 13 (13-3, July 15, 2005 at Nelson W. Wolff Stadium)
Widest Margin Victory:	By Springfield - 5 Runs (7-2, June 23, 2005 at Nelson W. Wolff Stadium) By San Antonio - 10 Runs (13-3, July 15, 2005 at Nelson W. Wolff Stadium)
Longest Winning Streak:	By Springfield - 2 (last was May 9-10, 2005) By San Antonio - 4 (June 24, 2005 to July 15, 2005)
Attendance High:	At Hammons Field: 8,779, June 24, 2005 At Nelson W. Wolff Municipal Stadium: 5,579, July 15, 2005

TULSA DRILLERS

Affiliate: Colorado Rockies (2003)

Drillers Stadium
4802 East 15th St.
Tulsa, OK 74112
Telephone: (918) 744-5998
Fax: (918) 747-3267
E-mail: mail@tulsadrillers.com
Website: www.tulsadrillers.com



Executive VP / GM.....Chuck Lamson
Media Contact.....Brian Carroll
Radio Announcer.....Mark Neely
Station.....KTBZ-1430 AM

STU COLE
Manager

Capacity: 10,997
Year Opened: 1981

Directions: Three miles north of I-44 and 1.5 miles south of I-244 at 15th Street and Yale Avenue.

PITCHING COACH
Bo McLaughlin

HITTING COACH
Orlando Merced

VISITING CLUB HOTEL

The Hampton Inn
3209 S. 79th E. Avenue
Tulsa, OK 74145
(918) 663-1000

TRAINER
Heath Townsend

2005 RECAP (14-14 Overall; 10-4 Home; 4-10 Road)

DATE	H/A	W/L	SCORE	WP	LP	DATE	H/A	W/L	SCORE	WP	LP
4/12	H	W	2-1	Leek	Ramsey	7/6	H	W	9-2	Pals	Parker, Z.
4/13	H	W	1-0	Cook	Parker, C.	7/7	H	W	4-2	Lambert	Asahina
4/14	H	W	8-3	Blair	Parker, Z.	7/8	H	W	4-3	Leek	Jimenez
4/15	H	L (10)	5-4	Beckstead	Kinney	7/9	H	L	1-0	Ulloa	Pomeranz
4/16	H	L	11-4	Simpson	Pals	7/10	H	W	12-5	Cook	Cook
4/22	A	L	3-2	Beckstead	Cavazos	7/28	A	L	2-0	Asahina	Pals
4/23	A	L (14)	2-1	Arakawa	Wallace	7/29	A	W	9-4	Ool	Beckstead
4/24	A	L	10-5	Parker, Z.	Blair	7/30	A	L	6-5	Arakawa	Cook
4/25	A	W	5-2	Alvarez	Randall	7/31	A	L	10-7	Ramirez	Axelson
4/26	A	L	5-2	Young	Stocks	8/1	A	W	13-5	Cummings	Parker, Z.
6/16	A	L	5-1	Parker, Z.	Cummings	8/23	H	W	8-2	Pals	Jimenez
6/17	A	L	6-3	Young	Cook	8/24	H	L	5-2	Ulloa	Leek
6/18	A	W	2-1	Rawson	Bevis	8/25	H	W	3-1	Lambert	Parker, Z.
6/19	A	L (12)	5-4	Beckstead	Ferrari	8/26	H	W	4-1	Pomeranz	Nin

2006 SCHEDULE

DAY	DATE	SITE	TIME	DAY	DATE	SITE	TIME
Tues.	Apr. 11	TUL	7:05 p.m.	Wed.	July 5	TUL	7:05 p.m.
Wed.	Apr. 12	TUL	12:05 p.m.	Thurs.	July 6	TUL	7:05 p.m.
Thurs.	Apr. 13	TUL	7:05 p.m.	Fri.	July 7	TUL	7:05 p.m.
Fri.	Apr. 14	TUL	7:05 p.m.	Sat.	July 8	TUL	7:05 p.m.
Sat.	Apr. 15	TUL	7:05 p.m.	Sun.	July 9	TUL	6:05 p.m.
Fri.	Apr. 21	SPR	7:10 p.m.	Fri.	July 28	SPR	7:10 p.m.
Sat.	Apr. 22	SPR	12:10 p.m.	Sat.	July 29	SPR	6:10 p.m.
Sun.	Apr. 23	SPR	6:10 p.m.	Sun.	July 30	SPR	6:10 p.m.
Mon.	Apr. 24	SPR	7:10 p.m.	Mon.	July 31	SPR	7:10 p.m.
Tues.	Apr. 25	SPR	7:10 p.m.	Tues.	Aug. 1	SPR	7:10 p.m.
Thurs.	June 15	SPR	7:10 p.m.	Tues.	Aug. 22	TUL	7:05 p.m.
Fri.	June 16	SPR	7:10 p.m.	Wed.	Aug. 23	TUL	7:05 p.m.
Sat.	June 17	SPR	6:10 p.m.	Thurs.	Aug. 24	TUL	7:05 p.m.
Sun.	June 18	SPR	2:10 p.m.	Fri.	Aug. 25	TUL	7:05 p.m.

2005 TULSA DRILLERS INDIVIDUAL STATISTICS

BATTER	AVG	G	AB	R	H	2B	3B	HR	RBI	BB	SO	SB	CS	SLG	OBP
Barker, Sean	.261	125	468	72	122	24	8	14	76	37	133	15	7	.436	.319
Barnes, Clint	.324	8	34	6	11	1	0	0	0	1	3	1	0	.353	.343
#Bernier, Douglas	.203	117	369	33	75	14	2	3	39	46	103	1	4	.276	.300
Cardona, Javier	.182	13	44	1	8	2	0	0	4	3	9	0	0	.227	.234
Colina, Alvin	.256	59	207	23	53	5	0	9	35	20	42	0	2	.411	.330
Conway, Dan	.247	51	170	22	42	11	1	5	28	25	42	0	0	.412	.353
Czarniecki, Jordan	.255	46	145	17	37	7	0	4	14	14	29	4	3	.386	.333
Escobar, Gustavo	.224	43	125	17	28	3	0	0	9	5	31	10	2	.248	.256
Guanace, Luis	.222	65	216	27	48	16	0	5	23	31	59	4	3	.366	.317
Holliday, Matt	.538	7	26	6	14	3	0	1	6	1	3	1	0	.769	.536
Iannetta, Chris	.233	19	60	7	14	3	1	2	11	8	15	0	0	.417	.329
*Koshansky, Joseph	.267	12	45	5	12	3	0	2	12	2	15	0	0	.467	.292
Macri, Matthew	.000	1	3	1	0	0	0	0	0	1	0	0	0	.000	.000
McNeal, Aaron	.151	28	93	8	14	2	0	2	6	8	28	0	0	.237	.223
Miller, Tony	.280	129	460	102	129	17	6	18	58	87	116	26	14	.461	.400
*Nicholson, Tommy	.286	17	49	7	14	4	0	0	5	8	6	0	0	.367	.386
Nix, Jayson	.236	131	501	68	118	27	0	11	47	29	92	10	6	.355	.289
Perez, Nestor	.143	10	28	1	4	0	0	0	0	2	2	0	0	.143	.200
Randall, Scott	.000	2	2	0	0	0	0	0	0	0	1	0	0	.000	.000
*Salazar, Jeff	.278	69	266	47	74	13	2	6	35	44	49	12	8	.410	.381
#Sanchez, Tino	.235	62	200	22	47	14	1	2	24	24	37	0	3	.345	.317
*Slavik, Corey	.236	131	458	59	108	21	5	10	70	61	92	4	2	.369	.329
Spilborghs, Ryan	.341	71	255	52	87	23	3	6	54	42	49	10	3	.525	.435
Tena, Hector	.250	31	84	8	21	2	0	3	5	5	24	0	1	.381	.300
Thigpen, Jud	.266	61	207	32	55	8	2	11	33	18	40	3	2	.483	.335
All Others	.135		96	6	13	0	0	1	4	3	34	0	0	.167	.162
Total-All Batters	.249	140	4611	649	1148	223	31	115	598	525	1054	101	60	.386	.331

PITCHER	W-L	ERA	G	GS	CG	SHO	SV	IP	H	R	ER	HR	BB	SO	WP	AVG
Arakawa, Yusuke	4-4	5.09	41	0	0	0	0	53.0	57	33	30	9	21	40	6	.278
Asahina, Jonathan	12-10	4.19	26	26	4	1	0	169.2	189	88	79	16	34	94	12	.290
Beckstead, Jentry	5-3	4.10	51	0	0	0	3	68.0	79	34	31	4	15	45	4	.296
Bevis, P.J.	0-5	4.26	41	0	0	0	21	38.0	38	19	18	4	14	17	2	.264
Cook, Aaron	0-1	17.18	1	1	0	0	0	3.2	10	9	7	2	1	1	1	.476
Crockett, Ben	0-0	4.00	18	2	0	0	0	36.0	44	19	16	1	11	20	1	.319
Jimenez, Ubaldo	2-5	5.43	12	11	0	0	0	63.0	58	40	38	12	31	53	7	.243
*Mendoza, Marcos	0-0	7.15	10	0	0	0	0	11.1	16	9	9	3	4	12	3	.333
Miller, Jim	1-1	0.60	16	0	0	0	9	15.0	6	5	1	2	8	19	2	.118
Neal, Blaine	0-1	9.00	4	1	0	0	0	3.0	4	4	3	1	1	2	1	.308
Nin, Sandy	10-6	3.19	20	20	4	0	0	129.2	109	50	46	15	16	80	2	.226
Parker, Christian	4-1	2.06	12	12	0	0	0	70.0	57	18	16	1	17	50	2	.223
*Parker, Zach	12-10	3.79	27	27	0	0	0	161.2	171	83	68	15	35	87	7	.275
Ramirez, Ramon	2-1	5.33	9	3	0	0	0	25.1	27	17	15	6	8	23	3	.273
*Ramsey, Keith	1-3	7.68	10	10	0	0	0	41.0	58	37	35	8	19	23	3	.343
Randall, Scott	3-4	4.84	9	9	0	0	0	44.2	49	31	24	1	22	36	5	.290
*Seay, Bobby	1-0	1.80	4	0	0	0	1	5.0	3	1	1	0	0	3	0	.188
Serrano, Alex	1-0	0.63	11	0	0	0	4	14.1	10	1	1	1	1	5	0	.208
Sierra, Edwardo	0-3	10.20	13	0	0	0	0	15.0	23	17	17	3	13	7	2	.377
Simpson, Gerrit	3-0	3.83	27	1	0	0	0	42.1	48	23	18	3	19	32	2	.282
Songster, Judd	3-2	2.10	50	0	0	0	0	68.2	54	18	16	1	21	67	3	.217
Ulloa, Emmanuel	8-3	2.96	18	17	0	0	0	103.1	88	37	34	9	24	101	4	.228
Young, Christopher	3-2	4.75	35	0	0	0	1	53.0	53	29	28	6	17	35	5	.255
Total-All Pitchers	75-65	4.02	140	140	8	7	39	1234.2	1251	622	551	127	352	852	77	.265

*left-handed #switch-hitter


SERIES FACTS

Most Runs, Game:	By Springfield - 13 (13-5, Aug. 1, 2005 at Drillers Stadium) By Tulsa - 11 (11-4, April 16, 2005 at Hammons Field)
Widest Margin Victory:	By Springfield - 8 Runs (13-5, Aug. 1, 2005 at Drillers Stadium) By Tulsa - 7 Runs (11-4, April 16, 2005 at Hammons Field)
Longest Winning Streak:	By Springfield - 3 (last was July 6-8, 2005) By Tulsa - 5 (April 15-24, 2005)
Attendance High:	At Hammons Field: 9,720, August 26, 2005 At Drillers Stadium: 8,627, June 18, 2005

WICHITA WRANGLERS

Affiliate: Kansas City Royals (1995)

Lawrence Dumont Stadium
 P.O. Box 1420
 Wichita, KS 67201
 Telephone: (316) 267-3372
 Fax: (316) 267-3382
 E-mail: wranglers@wichitawranglers.com
 Website: www.wichitawranglers.com



FRANK WHITE
 Manager

PITCHING COACH
 Larry Carter

HITTING COACH
 Nelson Liriano

TRAINER
 Al Le Boeuf

General Manager.....Eric Edelstein
 Media Contact.....Matt Rogers
 Radio Announcer.....Rick Page
 Station.....KWME-93.5 FM

Capacity: 6,111
 Year Opened: 1934
 Directions: I-35 to US 54 West, North on Senaca, East on Maple.

VISITING CLUB HOTEL

La Quinta Inn
 7700 E. Kellogg
 Wichita, KS 67207
 (316) 681-0568

2005 RECAP (13-15 Overall; 6-8 Home; 7-7 Road)

DATE	H/A	W/L	SCORE	WP	LP	DATE	H/A	W/L	SCORE	WP	LP
4/17	A	W	4-1	Leek	Middleton	7/1	A	L	7-6	Markray	Mears
4/18	A	W	9-6	Cotton	Burgos	7/2	A	W	7-4	Leek	Middleton
4/19	A	L	6-5	Stodolka	Blair	7/4	A	L	7-6	Stodolka	Pomeranz
4/20	A	W	7-4	Alvarez	Lowery	7/5	A	L	6-4	Bass	Cummings
4/21	A	L	15-6	McGill	Pals	7/19	H	L	8-2	Baerlocher	Leek
5/13	H	L	7-5	Middleton	Blair	7/20	H	L	5-2	Middleton	Lambert
5/14	H	L	4-2	Ebert	Leek	7/21	H	W	6-4	Pomeranz	Markray
5/15	H	W	6-2	Cook	Bass	7/22	H	W	5-3	Cummings	Griffin
5/16	H	W	10-1	Alvarez	McGill	7/23	H	L	8-5	Bass	Mears
5/17	H	L (12)	10-6	Sonnier	Axelsson	8/27	A	W	3-1	Nussbeck	Demaria
6/7	H	L	4-3	Middleton	Lambert	8/28	A	W (8)	8-6	Kinney	Wilderson
6/8	H	W (12)	7-6	Rawson	Hoelscher	8/29	A	W (7)	12-4	Leek	Stodolka
6/9	H	L	4-2	Ebert	Leek	8/29	A	L (7)	6-5	Endicott	Doyne
6/10	H	W	10-9	Ferrari	Bayliss	8/30	A	L	7-2	Bass	Lambert

2006 SCHEDULE

DAY	DATE	SITE	TIME	DAY	DATE	SITE	TIME
Sun.	Apr. 16	SPR	4:10 p.m.	Fri.	June 30	SPR	7:10 p.m.
Mon.	Apr. 17	SPR	7:10 p.m.	Sat.	July 1	SPR	6:10 p.m.
Tues.	Apr. 18	SPR	7:10 p.m.	Sun.	July 2	SPR	6:10 p.m.
Wed.	Apr. 19	SPR	7:10 p.m.	Mon.	July 3	SPR	7:10 p.m.
Thurs.	Apr. 20	SPR	7:10 p.m.	Tues.	July 4	SPR	7:10 p.m.
Fri.	May 12	WIC	6:30 p.m.	Tues.	July 18	WIC	7:00 p.m.
Sat.	May 13	WIC	7:30 p.m.	Wed.	July 19	WIC	12:00 p.m.
Sun.	May 14	WIC	4:00 p.m.	Thurs.	July 20	WIC	7:00 p.m.
Mon.	May 15	WIC	7:00 p.m.	Fri.	July 21	WIC	7:30 p.m.
Tues.	May 16	WIC	11:00 a.m.	Sat.	July 22	WIC	7:00 p.m.
Tues.	June 6	WIC	7:00 p.m.	Sat.	Aug. 26	SPR	6:10 p.m.
Wed.	June 7	WIC	7:00 p.m.	Sun.	Aug. 27	SPR	2:10 p.m.
Thurs.	June 8	WIC	7:00 p.m.	Mon.	Aug. 28	SPR	7:10 p.m.
Fri.	June 9	WIC	7:30 p.m.	Tues.	Aug. 29	SPR	7:10 p.m.

2005 WICHITA WRANGLERS INDIVIDUAL STATISTICS

BATTER	AVG	G	AB	R	H	2B	3B	HR	RBI	BB	SO	SB	CS	SLG	OBP
*Aldridge, Cory	.271	98	388	66	105	20	4	27	77	29	94	9	4	.552	.322
Aviles, Mike	.280	133	521	79	146	33	6	14	80	30	64	11	6	.447	.318
#Blanco, Andres	.189	9	37	5	7	0	0	1	5	3	7	0	0	.270	.250
Butler, Billy	.313	29	112	14	35	9	0	5	19	7	18	0	0	.527	.353
*Costa, Shane	.282	75	277	37	78	18	2	8	43	24	23	5	1	.448	.349
Diaz, Matt	.269	7	26	6	7	0	0	1	6	3	5	1	0	.385	.333
Draper, John	.247	62	182	30	45	10	1	14	29	38	10	3	3	.330	.357
#Falu, Irving	.235	6	17	1	4	1	0	0	2	1	0	0	0	.294	.278
Gomez, Rudy	.262	39	130	16	34	7	0	1	14	13	15	2	1	.338	.333
#Gotay, Ruben	.245	28	110	22	27	8	0	3	15	12	13	0	2	.400	.320
#Groves, Brett	.234	86	273	43	64	9	0	2	25	29	50	2	2	.289	.314
Huber, Justin	.343	88	335	68	115	22	3	16	74	51	70	7	3	.570	.432
Keim, Adam	.333	17	69	11	23	1	0	4	18	3	12	1	1	.522	.351
King, Brennan	.285	118	435	58	124	28	2	9	56	29	68	5	1	.421	.335
Maduro, Jorge	.143	2	7	0	1	0	0	0	0	1	1	0	0	.143	.250
*Maier, Mitch	.255	80	322	55	82	21	5	7	49	15	47	10	3	.416	.289
Murphy, Donnie	.313	50	214	33	67	13	1	10	32	13	32	1	1	.523	.362
*Pressley, Josh	.311	119	440	74	137	25	0	22	88	60	71	0	2	.518	.400
Price, Jared	.300	4	10	1	3	1	0	1	2	0	4	0	0	.700	.300
Ruan, Wilkin	.254	76	244	31	62	4	3	0	20	14	19	18	7	.295	.298
#Stocker, Mel	.245	80	277	35	68	6	10	2	27	27	42	16	6	.361	.316
*Tupman, Mat	.263	109	365	59	96	16	2	2	32	46	62	1	2	.334	.355
Total-All Batters	.278	140	4791	744	1330	252	39	136	698	439	755	99	45	.432	.342

PITCHER	W-L	ERA	G	GS	CG	SHO	SV	IP	H	R	ER	HR	BB	SO	WP	AVG
*Anderson, Brian	0-0	13.50	1	1	0	0	0	1.1	5	3	2	1	0	2	0	.500
Armitage, Barry	4-3	3.87	41	2	0	0	7	79.0	69	35	34	5	40	62	5	.235
Baerlocher, Ryan	7-5	3.44	15	15	2	1	0	89.0	76	37	34	5	27	63	5	.230
Bass, Brian	12-8	5.24	27	27	0	0	0	165.0	185	106	96	14	53	102	10	.286
Bayliss, Jonah	1-2	2.84	30	0	0	0	8	57.0	43	19	18	5	26	63	5	.208
Braun, Ryan	0-1	17.36	6	0	0	0	0	4.2	15	10	9	0	7	1	1	.536
Bray, Steve	1-1	4.40	20	0	0	0	0	30.2	38	22	15	3	11	40	4	.299
Burgos, Ambiorix	1-1	4.97	12	0	0	0	1	12.2	8	7	7	1	8	19	2	.170
*Cedeno, Juan	0-2	7.20	11	1	0	0	0	20.0	21	17	16	4	11	16	2	.266
Damico, Yovany	0-1	17.18	1	1	0	0	0	3.2	7	7	7	1	3	3	1	.412
Demaria, Chris	0-1	1.76	10	0	0	0	1	15.1	12	3	3	3	2	19	1	.218
*Ebert, Derrin	7-3	4.89	27	16	0	0	1	105.0	123	69	57	10	35	54	4	.289
Endicott, Drew	1-0	1.50	2	0	0	0	0	6.0	1	1	1	0	6	1	0	.056
Gomez, Rudy	1-0	0.00	3	0	0	0	0	4.1	3	0	0	0	1	3	0	.188
Griffin, Colt	1-1	4.02	37	0	0	0	1	56.0	45	30	25	4	43	36	16	.225
Hicklen, Patrick	0-1	14.73	1	1	0	0	0	3.2	5	6	6	1	5	4	0	.357
*Hoelscher, Nate	3-2	5.63	51	1	0	0	4	54.1	62	38	34	4	25	40	4	.282
*Howell, J.P.	2-0	2.50	3	3	0	0	0	18.0	12	5	5	2	5	23	2	.188
Lowery, Devon	0-4	24.84	4	4	0	0	0	8.1	21	24	23	1	14	5	2	.525
Markray, Thad	4-7	5.26	22	11	0	0	1	65.0	62	43	38	10	20	44	1	.255
McGill, Trae	3-4	5.01	29	1	0	0	2	46.2	51	30	26	4	27	40	4	.279
Middleton, Kyle	10-9	5.31	28	28	1	0	0	171.1	218	118	101	22	37	109	6	.310
Nunez, Leo	1-0	0.69	12	0	0	0	4	13.0	8	3	1	1	2	14	1	.170
*Perry, Brandon	0-1	5.40	1	0	0	0	0	1.2	3	2	1	0	2	0	1	.429
Snyder, Kyle	1-0	5.40	1	1	0	0	0	5.0	5	3	3	1	1	1	0	.263
Sonnier, Shawn	3-0	2.18	18	0	0	0	5	33.0	26	9	8	0	12	46	3	.220
*Stodolka, Mike	4-11	5.92	25	24	0	0	0	124.2	153	93	82	12	36	66	3	.301
Wilkerson, Wes	1-4	6.53	14	3	0	0	0	20.2	34	26	15	0	7	14	1	.351
Total-All Pitchers	68-72	4.92	140	140	3	4	35	1215.0	1311	766	664	114	466	890	84	.275

*left-handed #switch-hitter

SERIES FACTS

Most Runs, Game:	By Springfield - 12 (12-4, Aug. 29, 2005 at Lawrence Dumont Stadium) By Wichita - 15 (15-6, Apr. 21, 2005 at Lawrence Dumont Stadium)
Widest Margin Victory:	By Springfield - 9 Runs (10-1, May 16, 2005 at Hammons Field) By Wichita - 9 Runs (15-6, Apr. 21, 2005 at Lawrence Dumont Stadium)
Longest Winning Streak:	By Springfield - 3 (August 27-29, 2005) By Wichita - 4 (July 4-20, 2005)
Attendance High:	At Hammons Field: 8,549, May 14, 2005 At Lawrence Dumont Stadium: 6,072, July 4, 2005

2006 SCHEDULE



APRIL							MAY								
SUNDAY	MONDAY	TUESDAY	WEDNESDAY	THURSDAY	FRIDAY	SATURDAY	SUNDAY	MONDAY	TUESDAY	WEDNESDAY	THURSDAY	FRIDAY	SATURDAY		
						1		7:05 1	11:05 2		3	7:10 4	7:10 5	12:10 6	
	2	3	4	5	7:10 6	7:10 7	12:10 8		SAN	SAN		CC	CC	CC	
					ARK	ARK	ARK	6:10 7	7:10 8	7:10 9	12:10 10		11	6:30 12	7:30 13
2:10 9	10	7:05 11	12:05 12	7:05 13	7:05 14	7:05 15		SAN	SAN	SAN	SAN		WIC	WIC	
ARK		TUL	TUL	TUL	TUL	TUL		4:00 14	7:00 15	11:00 16	7:10 17	7:10 18	7:10 19	7:10 20	
4:10 16	7:10 17	7:10 18	7:10 19	7:10 20	7:10 21	12:10 22		WIC	WIC	WIC	ARK	ARK	ARK	ARK	
WIC	WIC	WIC	WIC	WIC	TUL	TUL		2:00 21	7:10 22	7:10 23	12:10 24	7:10 25	7:10 26	6:10 27	
2:10 23	7:10 24	12:10 25	7:05 26	7:05 27	7:05 28	7:05 29		ARK	MID	MID	MID	FRIS	FRIS	FRIS	
TUL	TUL	TUL	CC	CC	CC	CC		2:10 28	6:30 29	6:30 30	6:30 31				
<small>6:10</small> TUL	<small>6:05</small> SAN							FRIS	MID	MID	MID				

JUNE							JULY						
SUNDAY	MONDAY	TUESDAY	WEDNESDAY	THURSDAY	FRIDAY	SATURDAY	SUNDAY	MONDAY	TUESDAY	WEDNESDAY	THURSDAY	FRIDAY	SATURDAY
				7:00 1	7:00 2	7:00 3							6:10 1
				MID	FRIS	FRIS							WIC
6:00 4	5	7:00 6	7:00 7	7:00 8	7:30 9	6:10 10	6:10 2	7:10 3	7:10 4	7:05 5	7:05 6	7:05 7	7:05 8
FRIS		WIC	WIC	WIC	WIC	ARK	WIC	WIC	WIC	TUL	TUL	TUL	TUL
7:10 11	7:10 12	7:10 13	7:10 14	7:10 15	7:10 16	6:10 17	6:05 9	7:10 10	7:10 11	7:10 12	7:10 13	7:10 14	6:10 15
ARK	ARK	ARK	ARK	TUL	TUL	TUL	TUL	CC	CC	CC	CC	SAN	SAN
2:10 18	19	<small>ARK</small> 20	21	7:05 22	7:05 23	7:05 24	6:10 16	17	7:00 18	12:00 19	7:00 20	7:30 21	7:00 22
TUL		ALL-STAR GAME		SAN	SAN	SAN	SAN		WIC	WIC	WIC	WIC	WIC
6:05 25	7:05 26	7:05 27	7:05 28	29	7:10 30		<small>6:10</small> ARK	<small>7:10</small> ARK	7:10 25	7:10 26	7:10 27	7:10 28	6:10 29
SAN	CC	CC	CC		WIC		<small>6:10</small> TUL	<small>7:10</small> TUL	ARK	ARK	ARK	TUL	TUL

AUGUST							SEPTEMBER						
SUNDAY	MONDAY	TUESDAY	WEDNESDAY	THURSDAY	FRIDAY	SATURDAY	SUNDAY	MONDAY	TUESDAY	WEDNESDAY	THURSDAY	FRIDAY	SATURDAY
		7:10 1	7:10 2	7:10 3	7:10 4	7:10 5						7:10 1	7:10 2
		TUL	ARK	ARK	ARK	ARK						ARK	ARK
6	6:30 7	6:30 8	6:30 9	7:10 10	7:10 11	6:10 12	2:00 3	4	5	6	7	8	9
	MID	MID	MID	FRIS	FRIS	FRIS	ARK						
6:10 13	7:10 14	7:10 15	7:10 16	7:00 17	7:00 18	7:00 19	10	11	12	13	14	15	16
MID	MID	MID	MID	FRIS	FRIS	FRIS		NORTH-SERIES CHAMPIONSHIP	SOUTH-SERIES CHAMPIONSHIP				
6:00 20	21	7:05 22	7:05 23	7:05 24	7:05 25	6:10 26	17	18	19	20	21	22	23
FRIS		TUL	TUL	TUL	TUL	WIC							
2:10 27	7:10 28	7:10 29	7:10 30	7:10 31			24	25	26	27	28	29	30
WIC	WIC	WIC	ARK	ARK									

HOME GAMES



AWAY GAMES

Dates and Times are subject to change. Check www.SpringfieldCardinals.com for updates.

2006 PROMOTIONS



2006 PROMOTION DATES

Great Southern Schedule Magnet Night (5,000 fans) <i>Televised on UPN15</i>	April 6, 7:10 p.m.
Great Southern Schedule Magnet Night (5,000 fans) AM Pyrotechnics Friday Night Fireworks	April 7, 7:10 p.m.
2006 Challenge Series presented by The Greater Springfield Area Sports Commission Featuring Parkview vs. Hillcrest and Kickapoo vs. Glendale (High School games to follow Cards vs. Arkansas) <i>Televised on KY3</i>	April 8, 12:10 p.m.
Hiland Dairy Ice Cream Sunday (free pregame ice cream for kids) Killian Group of Companies Kids Run the Bases 2006 Challenge Series presented by The Greater Springfield Area Sports Commission Featuring Nixa vs. Lebanon (High School game to follow Cards vs. Arkansas) <i>Televised on UPN15</i>	April 9, 2:10 p.m.
Hiland Dairy Ice Cream Sunday (free pregame ice cream for kids) Killian Group of Companies Kids Run the Bases	April 16, 4:10 p.m.
AM Pyrotechnics Friday Night Fireworks	April 21, 7:10 p.m.
Fort Leonard Wood Military Appreciation Night Hiland Dairy Ice Cream Sunday (free pregame ice cream for kids) <i>Televised on UPN15</i>	April 23, 6:10 p.m.
2006 Challenge Series presented by The Greater Springfield Area Sports Commission Featuring Central vs. Catholic (High School game to follow Cards vs. Tulsa)	April 25, 12:10 p.m.
AM Pyrotechnics Friday Night Fireworks	May 5, 7:10 p.m.
<i>Televised on KY3</i>	May 6, 12:10 p.m.
Great Southern Stadium Replica Night (2,500 fans 16 +) Hiland Dairy Ice Cream Sunday (free pregame ice cream for kids) <i>Televised on UPN15</i>	May 7, 6:10 p.m.
Allegiant Air Orlando Night (18 Round-Trip Tickets given away to fans 21 +)	May 23, 7:10 p.m.
Hardee's / Coca-Cola Free Coca-Cola Coupon Day - (All fans, redeemable at Hardee's)	May 24, 12:10 p.m.
Kum & Go Travel Mug Night (2,500 fans 16 +)	May 25, 7:10 p.m.
AM Pyrotechnics Friday Night Fireworks	May 26, 7:10 p.m.

Bud Light Visor Night (2,500 fans 21 +) <i>Televised on UPN15</i>	May 27, 6:10 p.
Coca-Cola Bat Day (1,000 kids 15 and under) Hiland Dairy Ice Cream Sunday (free pregame ice cream for kids) Killian Group of Companies Kids Run the Bases 2006 Challenge Series presented by The Greater Springfield Area Sports Commission Featuring the Midwest Nationals Game (High School game to follow Cards vs. Frisco)	May 28, 2:10 p.
American Family Insurance/Ozarks Food Harvest Collection Night <i>Televised on UPN15</i>	June 10, 6:10 p.
Great Southern Money Drop Day - (\$5,000 Cardinals Dollars dropped from the sky for kids 12 and under) Hiland Dairy Ice Cream Sunday (free pregame ice cream for kids) Killian Group of Companies Kids Run the Bases Boy Scout Day	June 11, 2:10 p.
Hardee's / Diet Coke Free Diet Coke Coupon Night - (All fans, redeemable at Hardee's) AM Pyrotechnics Friday Night Fireworks Girl Scout Night	June 16, 7:10 p.
Coca-Cola White Cardinals Cap Night (5,000 fans) <i>Televised on UPN15</i>	June 17, 6:10 p.
Children's Miracle Network Day with Cox Health Hiland Dairy Ice Cream Sunday (free pregame ice cream for kids) Killian Group of Companies Kids Run the Bases	June 18, 2:10 p.
AM Pyrotechnics Friday Night Fireworks	June 30, 7:10 p.
Coca-Cola 24 oz. Cardinals Collectible Tumbler Night (7,000 fans)	July 1, 6:10 p.
Hiland Dairy Ice Cream Sunday (free pregame ice cream for kids) Killian Group of Companies Kids Run the Bases <i>Televised on UPN15</i>	July 2, 6:10 p.
Cox Health 100th Anniversary Navy Blue Cardinals Caps (2,500 fans) Independence Day Fireworks presented by AM Pyrotechnics	July 4, 7:10 p.
Hardee's Free Thickburger Coupon Night (7,000 fans)	July 12, 7:10 p.
Henry's Towing Cardinals Commemorative Pennant Night (2,500 fans)	July 13, 7:10 p.
AM Pyrotechnics Friday Night Fireworks	July 14, 7:10 p.
Hiland Dairy Back Pack Lunch Box Night (2,500 kids 15 and under) <i>Televised on UPN15</i>	July 15, 6:10 p.
Hiland Dairy Ice Cream Sunday (free pregame ice cream for kids)	July 16, 6:10 p.
Season Ticket Holder Appreciation Night - (STL Cardinals at LA Dodgers on the big screen)	July 21, TBA

2006 PROMOTION DATES

(continued)

Hardee's Chris Lambert Bobblehead Night Hiland Dairy Ice Cream Sunday (free pregame ice cream for kids) <i>Televised on KY3</i>	July 23, 6:10 p.m.
Chevy Dealers of the Ozarks Baseball Card Team Set Night (3,000 fans)	July 26, 7:10 p.m.
Missouri Eye Institute Baseball Night (2,500 fans)	July 27, 7:10 p.m.
AM Pyrotechnics Friday Night Fireworks	July 28, 7:10 p.m.
Empire Bank 50th Anniversary Green Cardinals Cap Night (2,500 fans) <i>Televised on UPN15</i>	July 29, 6:10 p.m.
Hiland Dairy Ice Cream Sunday (free pregame ice cream for kids) <i>Televised on UPN15</i>	July 30, 6:10 p.m.
Allegiant Air Vegas Night (18 Round-Trip Tickets given away to fans 21 +) AM Pyrotechnics Friday Night Fireworks	August 11, 7:10 p.m.
St. John's Athletic Gray Cardinals T-Shirt Night (2,500 fans)	August 12, 6:10 p.m.
Hiland Dairy Ice Cream Sunday (free pregame ice cream for kids) <i>Televised on UPN15</i>	August 13, 6:10 p.m.
Cingular Bob Gibson Bobblehead Night	August 14, 7:10 p.m.
Hardee's Free Shake Coupon Night (All fans, redeemable at Hardee's)	August 16, 7:10 p.m.
JOCK 98.7 / Midwest Dairy St. Louis Cardinals Player Growth Poster Night (3,000 fans 18 and under) <i>Televised on UPN15</i>	August 26, 6:10 p.m.
Hiland Dairy Ice Cream Sunday (free pregame ice cream for kids) Killian Group of Companies Kids Run the Bases	August 27, 2:10 p.m.
Drury University Cardinals T-Shirt Night (2,500 fans)	August 28, 7:10 p.m.
Rick's Automotive Hot Air Balloon Ride Giveaway Final Home Game Fireworks sponsored by AM Pyrotechnics	August 29, 7:10 p.m.

Promotional dates and times are subject to change. For updated list, visit www.SpringfieldCardinals.com.



Ph. 417-863-2143
www.springfieldcardinals.com

2006 SCHEDULE



Hammons Field is located in downtown Springfield.

at John Q. Hammons Parkway and East Trafficway

APRIL

SUN	MON	TUE	WED	THUR	FRI	SAT	SUN
							1
2	3	4	5	6	7	8	
9	10	11	12	13	14	15	16
17	18	19	20	21	22	23	24
25	26	27	28	29	30		

MAY

SUN	MON	TUE	WED	THUR	FRI	SAT	SUN
1	2	3	4	5	6	7	8
9	10	11	12	13	14	15	16
17	18	19	20	21	22	23	24
25	26	27	28	29	30	31	

JUNE

SUN	MON	TUE	WED	THUR	FRI	SAT	SUN
1	2	3	4	5	6	7	8
9	10	11	12	13	14	15	16
17	18	19	20	21	22	23	24
25	26	27	28	29	30		

JULY

SUN	MON	TUE	WED	THUR	FRI	SAT	SUN
							1
2	3	4	5	6	7	8	9
10	11	12	13	14	15	16	17
18	19	20	21	22	23	24	25
26	27	28	29	30	31		

AUGUST

SUN	MON	TUE	WED	THUR	FRI	SAT	SUN
1	2	3	4	5	6	7	8
9	10	11	12	13	14	15	16
17	18	19	20	21	22	23	24
25	26	27	28	29	30	31	

SEPTEMBER

SUN	MON	TUE	WED	THUR	FRI	SAT	SUN
1	2	3	4	5	6	7	8
9	10	11	12	13	14	15	16
17	18	19	20	21	22	23	24
25	26	27	28	29	30		

Dates and Times are subject to change.

HOME GAMES



AWAY GAMES

TV Games on KY3/UPN 15. All games on Jock 98.7 FM



Tulsa Drillers (TUL)
Tulsa, Oklahoma
COLORADO ROCKIES

Arkansas Travelers (ARK)
Little Rock, Arkansas
LOS ANGELES ANGELS OF ANAHEIM

Wichita Wranglers (WIC)
Wichita, Kansas
KANSAS CITY ROYALS

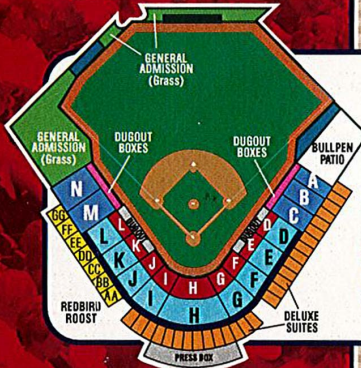
Frisco RoughRiders (FRS)
Frisco, Texas
TEXAS RANGERS

Midland RockHounds (MID)
Midland, Texas
OAKLAND ATHLETICS

San Antonio Missions (SAN)
San Antonio, Texas
SEATTLE MARINERS

Corpus Christi Hooks (CC)
Corpus Christi, Texas
HOUSTON ASTROS

The Springfield Cardinals are the proud Double A affiliate of the St. Louis Cardinals and a member of the Texas League.



Hammons Field was honored by **BASEBALLPARKS.COM** as the best park in professional baseball in 2005.

- Redbird Roost \$22.50
- Diamond Boxes \$18.00
- Dugout Boxes \$12.00
- Infield Field Boxes \$10.00
- Outfield Field Boxes \$7.00
- General Admission \$5.00

INFORMATION: 417-863-2143

www.SpringfieldCardinals.com

