

OMAHA STORM CHASERS GAME NOTES

AT ST. PAUL SAINTS

LHP Drew Parrish (1-2, 5.09 ERA) @ RHP Connor Sadzeck (1-2, 3.63 ERA)

Friday, May 26, 2023 | Game #47 | Road Game #23

7:07 p.m. CT First Pitch | CHS Field | Saint Paul, Minnesota

Radio: stormchasers.mixlr.com | TV: Bally Live, MiLB.TV

20-26

25-21

Omaha Storm Chasers | 12356 Ballpark Way, Papillion, Nebraska 68046 | (402) 738-5100 | OmahaStormChasers.com | @OMASstormChasers

UPCOMING SCHEDULE & PROBABLE PITCHERS

UPCOMING GAMES	OPPONENT	TIME (CT)	PROBABLE PITCHERS
Saturday, May 27	@ St. Paul	7:07 p.m. CT	RHP Jonathan Heasley (1-4, 8.53 ERA) @ RHP Randy Dobnak (1-1, 5.45 ERA)
Sunday, May 28	@ St. Paul	5:07 p.m. CT	LHP Daniel Lynch (2-0, 3.50 ERA) @ Simeon Woods Richardson (0-5, 7.12 ERA)
Tuesday, May 30	MEMPHIS	7:05 p.m. CT	LHP Anthony Veneziano (0-0, 22.50 ERA) vs. TBD
Wednesday, May 31	MEMPHIS	7:05 p.m. CT	LHP Austin Cox (2-0, 3.13 ERA) vs. TBD

THE MATCHUP

(UNDERLINE = MiLB LEADER) (BOLD = TRIPLE-A LEADER) (ITALICS = TRIPLE-A WORST)

.259 (11TH) < AVG	.247 (18TH)	5.48 (16TH)	ERA > 4.50 (6TH)
256 (10TH) < R	235 (15TH)	1.59 (16TH)	WHIP > 1.48 (6TH)
404 (12TH) < H	374 (20TH)	.281 (20TH)	AVG > .251 (6TH)
57 (10TH) < HR	54 (12TH)	407.1 (10TH)	IP > 401.2 (17TH)
207 (16TH) < BB	203 (18TH)	446 (19TH)	H > 385 (6TH)
399 (7TH) < K	502 (19TH)	274 (15TH)	R > 232 (4TH)
89 (1ST) < SB	54 (7TH)	64 (16TH)	HR > 48 (3RD)
.342 (11TH) < OBP	.346 (16TH)	203 (16TH)	BB > 210 (10TH)
.443 (7TH) < SLG	.425 (15TH)	396 (17TH)	K > 449 (2ND)
.795 (8TH) < OPS	.771 (16TH)	1 (11TH)	SHO - 1 (11TH)

ALL-TIME vs. Saints.....	29-31 (.483)
ALL-TIME in Omaha.....	13-11 (.542)
ALL-TIME in St. Paul.....	16-20 (.444)

2023 vs. Saints.....	1-2 (.333)
2023 at Werner Park.....	0-0 (---)
2023 at CHS Field.....	1-2 (.333)

DATE	H/R	SCORE	WIN	LOSS	SAVE
5/23	R	W, 6-1	D. Lynch	S.WoodsRichardson	-
5/24	R	L, 6-5	O. Ortega	B. Kriske	-
5/25	R	L, 8-6	R. Henriquez	A. Núñez	P. Murphy
5/26	R				
5/27	R				
5/28	R				
7/18	H				
7/19	H				
7/20	H				
7/21	H				
7/22	H				
7/23	H				
8/22	H				
8/23	H				
8/24	H				
8/25	H				
8/26	H				

STORM CHASERS ON THE RISE

6 Omaha players that appear on a Top-30 Royals prospects ranking

PLAYER (POSITION)	MLB PIPELINE	BASEBALL AMERICA
Nick Loftin (INF/OF)	Royals No. 4	Royals No. 8
Tyler Gentry (OF)	Royals No. 8	Royals No. 7
Samad Taylor (INF/OF)	Royals No. 21	Royals No. 24
Tucker Bradley (OF)	Royals No. 28	-
Jackson Kowar (RHP)	-	Royals No. 17
Max Castillo (RHP)	-	Royals No. 18

STORM CHASERS PRESS BOX

Game Notes compiled by Nicholas Badders

Credential Requests: nicholasb@omahastormchasers.com

Omaha Storm Chasers gameday information, as well as the 2023 Storm Chasers Media Guide can be found at milb.com/omaha/ballpark/media or by scanning the QR code to the right.



YESTERDAY'S GAME

	1	2	3	4	5	6	7	8	9	R	H	E	LO
Omaha	0	0	0	0	0	0	4	2	0	6	10	3	12
St. Paul	1	0	0	0	2	1	0	4	x	8	10	2	6

WIN: Ronny Henriquez (1-0) | LOSS: Andrés Núñez (3-2) | SAVE: Patrick Murphy (2)

SAINT PAUL, MINN. – Down by four runs after the 6th inning, the Omaha Storm Chasers rallied to take a two-run lead in the eighth, but the St. Paul Saints countered with four in the bottom half in a 8-6 defeat at CHS Field Thursday night.

Storm Chasers starter **Austin Cox** held the Saints to a run over 4.0 innings in the game, just surrendering the run on a pair of hits in the bottom of the first.

Behind Cox, **Evan Sisk** allowed a pair of unearned runs and **Jackson Kowar** surrendered a solo homer in the 6th inning, but also pitched a scoreless 7th, at the time keeping the game tied.

Omaha entered the seventh down by four and promptly tied the game, as **Tucker Bradley** doubled in a run with no outs and **Nick Loftin** tied the game on his second three-run homer in as many days ... the Chasers loaded the bases with one out in the top of the eighth with a single and two walks, then **Samad Taylor** gave Omaha its first lead of the game with a two-run single, at the time a 6-4 lead.

With Omaha up by two, reliever **Andrés Núñez** (3-2) loaded the bases with one out in the bottom of the eighth, then got a strikeout and with two outs, brought St. Paul left fielder **Andrew Stevenson** to two strikes ... a strike away from going to the ninth, Stevenson laced a bases-clearing triple into the right-center field alley to give the Saints a lead, then scored on an errant throw, a "little league grand slam" so to speak.

In the top of the ninth, two more walks and a **Dairon Blanco** single loaded the bases, but the game ended with the bases loaded, as a flyout and strikeout left the tying run on second base and go-ahead run on first.

Blanco reached in all five of his plate appearances, hit by a pitch twice with three singles as well ... after being hit by a pitch in the second, he stole second and third base uncontested ... after his single in the eighth, Blanco stole second base, then with a **Brewer Hicklen** walk, the two pulled off a double steal, again uncontested, to give Blanco a four-steal game for the first time in his career.

NOTES AND NUGGETS

THAT'S WHAT SPEED DO

With SIX steals yesterday, the Chasers have 89 steals in 46 games (average of 1.93 SB/game) and have been caught just 16 times for a success rate of 84.76%.

89 steals are now tied for the most in Triple-A with the Worcester Red Sox and tied 9th in Minor League Baseball ... the Lynchburg Hillcats lead the minors (126) and Kansas City's Single-A affiliate, the Columbia Fireflies are 2nd in MiLB (109).

On base in all five plate appearances yesterday, outfielder **Dairon Blanco** stole a career-best four bases against the Saints and now has a *Minor-League best 33 steals this season* (in 37 tries) Blanco has stolen 20 bases in 15 games this month ... he already has seven games of 2+ steals this year.

With 33 steals in Omaha's 46 games played, Blanco is on pace for 106 steals this year.

Samad Taylor last stole a base Sunday and is 2nd on the team behind Blanco with 22 steals (in 26 attempts) and ranks tied 4th in the league, tied 4th in Triple-A and is tied 11th in the minors ... he's stolen 10 bases in 21 games this month.

The Chasers have stolen at least one base in 32 of 46 games (70%), with multiple steals in 28 games and SIX occasions of 5+ steals.

Omaha's average sprint speed of 29.1 ft/sec is, tied 2nd among all Triple-A squads.

Dairon Blanco's average sprint speed of 31.1 ft/sec is tied for the fastest among all Triple-A hitters, while **Brewer Hicklen** and **Nate Eaton** are tied 30th at 29.8 ft/sec.

Blanco's sprint speed would tie him as the 3rd-fastest player in MLB, just ahead of **Bobby Witt Jr.'s** 30.8 ft/sec spring speed ... his 34.0 ft/sec sprint speed on an 8th-inning single on April 2nd @ Indianapolis is the fastest in MLB or AAA this season.

IT'S GONNA BE MAY

While April was a slow month offensively for the Chasers, much of the lineup has turned things up in the month of May, including **Nick Loftin** and **Dairon Blanco**.

In May, Loftin is slashing .333/.402/.533 (25-for-75) with 20 runs batted ... that contrasts to a .220/.244/.402 (18-for-82) slashline last month, with 11 RBI ... this month, he leads Omaha with 20 RBI, 25 hits and 40 total bases, tied 6th in the league in RBI.

Loftin's active 9-game hitting streak and 13-game on base streak are his longest this season and the longest active streaks amongst Chasers hitters ... his 9-game hitting streak is Omaha's longest this year ... since his 13-game on-base streak started on May 10, he has 17 hits and 8 walks, Omaha's 2nd-longest this year.

In May, Blanco is slashing .413/.571/.630 (19-for-46) with 13 walks ... this month, he leads Omaha with his .413 average, .571 OBP and 1.201 OPS ... this contrasts to a .265/.359/.368 (18-for-68) slashline last month in April, with 7 walks.

RELIEF AID

Over the last 12 games, Omaha has had one of the best bullpens in Triple-A.

Since May 12, Omaha's relievers have combined for a 3.31 ERA (20 ER in 54.1 IP) that is good for 4th among all Triple-A teams.

7 of the 10 relievers last week did not allow an earned run, giving Omaha its best bullpen ERA of any six-game series this season, 2.54 (7 have been played).

NOT QUITE COMEBACK KIDS

The Storm Chasers have erased multi-run shutout deficits each of the last two games to tie the score, but hasn't been able to win either.

Omaha has come back from down 5-0 on Wednesday and 4-0 Thursday to tie the game both times, but lost on a walk-off Wednesday and fell behind in the 8th yesterday.

AT A GLANCE

RECENT (L2)

Last 5 Games.....	2-3
Last 10 Games.....	6-4
Last 20 Games.....	10-10

HOME/AWAY

Home Games.....	9-16
Away Games.....	11-10

TIME OF DAY

Night Games.....	12-16
Day Games.....	8-10

MONTH

March.....	1-0
April.....	9-15
May.....	10-11
June.....	
July.....	
August.....	
September.....	

OPPONENT

vs. Columbus.....	
vs. Gwinnett.....	1-5
vs. Indianapolis.....	3-0
vs. Iowa.....	2-2
vs. Louisville.....	2-4
vs. Memphis.....	
vs. Nashville.....	2-4
vs. Rochester.....	
vs. Scranton/WB.....	3-3
vs. St. Paul.....	1-2
vs. Toledo.....	6-6

DAY OF THE WEEK

on Monday.....	
on Tuesday.....	1-7
on Wednesday.....	2-6
on Thursday.....	3-5
on Friday.....	6-2
on Saturday.....	3-4
on Sunday.....	5-2

THIS WEEK'S SERIES

Record.....	1-2
Batting Average.....	(.284)
Runs/Per Game.....	17/5.7
Home Runs.....	3
ERA.....	4.32 (12 ER / 25.0 IP)
Strikeouts (K/9).....	25 (9.0)
Saves/Opportunities.....	0/1

QUICK FACTS

Founded.....	2011 (1969-2010: Omaha Royals)
Colors.....	Royal Blue, Twister Gold, Blackout Black
League.....	International League (Since 2021)
Ownership.....	Alliance Baseball Omaha LLC
General Manager.....	Laurie Schlender (4th Year)
Home Ballpark (Capacity).....	Werner Park (9,023, 6,254 fixed seats)
Dimensions.....	LF- 310 CF- 402 RF- 315

ROSTER BREAKDOWN

Age 23.....0	Native of Cuba.....1
Age 24.....4	Native of Panama.....1
Age 25.....4	Native of United States.....26
Age 26.....12	Native of Venezuela.....2
Age 27.....5	Acquired by Royals via Free Agency.....9
Age 28.....1	(International).....1 (Minor League).....5 (Undrafted).....3
Age 29.....2	Acquired by Royals via Trade.....7
Age 30.....2	Acquired by Royals via First Year Player Draft.....14
Age 31.....0	(High School).....0 (Rounds 1-5).....5 (2015-17 Drafts).....2
Age 32.....0	(2nd Year/College).....1 (Rounds 6-10).....4 (2018 Draft).....6
Average Age.....26 Years 110 Days	(3rd Year/College).....10 (Rounds 11-20).....2 (2019 Draft).....4
Median Age.....26	(4th+ Year/College).....3 (Rounds 21-40).....3 (2020 Draft).....2

PRO-NUN-SEE-AY-SHUNS

PLAYERS

0 SAMAD TAYLOR.....	(suh-mod)
2 RYAN GOINS.....	(GO-ins)
6 CLAY DUNGAN.....	(duhn-ginn)
12 JOHAN CAMARGO.....	(YO-hahn cuh-MAR-go)
16 DAIRON BLANCO.....	(DYE-rone)
17 ANGELO CASTELLANO.....	(kass-tay-AH-noh)
36 DANIEL MENGDEN.....	(MING-den)
37 JACKSON KOWAR.....	(coh-wahr)
38 GREYSON JENISTA.....	(JENN-uh-stuh)
41 ANDRÉS NÚÑEZ.....	(ahn-drez NOON-yez)
50 MAX CASTILLO.....	(ca-STEE-yo)
55 JONAH DIPOTO.....	(dih-POH-to)
56 ANTHONY VENEZIANO.....	(va-nee-ee-ah-no)
58 BROOKS KRISKE.....	(KRIS-kee)

COACHES















23 MIKE JIRSCHKE.....	(jursh-LEE)
33 DAVID NOWORYTA.....	(Nova-REE-tah)
52 BIJAN RADEMACHER.....	(bee-ZHON RAH-de-moch-err)

UNIFORM RECORDS

STANDARD UNIFORMS

 Blue Vortex Home: 4-9 Road: 0-0	 Blue O-Bolt Home: 1-1 Road: 11-11	 Powder SC Home: 3-4 Road: 0-0	 Powder O Home: 1-0 Road: 0-0
 Home White Home: 3-8 Road: 0-0	 Road Grey Home: 0-0 Road: 6-5	 Blue O-Bolt Home: 1-1 Road: 5-6	 Powder Blue Home: 2-4 Road: 0-0

SPECIALTY/THEME NIGHTS

 Black O-Bolt Home: 0-1 Road: 0-0	 Patriotic Home: 0-0 Road: 0-0	 Runzas Home: 0-0 Road: 0-0	 Cattlemen Home: 0-0 Road: 0-0	 Rockets Home: 0-0 Road: 0-0	 Marvel Home: 0-0 Road: 0-0	 Throwback Home: 0-0 Road: 0-0
 Community Home: 0-1 Road: 0-0	 Star Wars Home: 1-0 Road: 0-0	 Patriotic Home: 0-1 Road: 0-0	 Runzas Home: 0-0 Road: 0-0	 Cattlemen Home: 0-0 Road: 0-0	 Rockets Home: 0-0 Road: 0-0	 Marvel Home: 0-0 Road: 0-0

RECENT TRANSACTIONS

2023 BREAKING ROSTER

Pitchers (15): RHP Max Castillo, LHP Austin Cox, RHP Jonathan Heasley, RHP Jackson Kowar, RHP Brooks Kriske, LHP Marcelo Martinez, RHP Mike Mayers, RHP Andrés Núñez, LHP Drew Parrish, LHP Evan Sisk, RHP Collin Snider, RHP Josh Staumont, LHP Josh Taylor, RHP Ryan Weiss, RHP Nick Wittgren

Catchers (3): Freddy Fermin, Logan Porter, Jakson Reetz

Infielders (6): CJ Alexander, Angelo Castellano, Maikel Garcia, Nick Loftin, Nick Pratto, Samad Taylor

Outfielders (3): Dairon Blanco, Tucker Bradley, Brewer Hicklen


11. 4/28	1B Nick Pratto recalled by KANSAS CITY from Omaha
12. 4/29	C Freddy Fermin optioned to Omaha (AAA)
13. 5/2	INF Maikel Garcia recalled by KANSAS CITY from Omaha
14.	C Freddy Fermin recalled by KANSAS CITY from Omaha
15.	LHP Josh Dye released
16. 5/3	RHP Jonah Dipoto transferred to Omaha from NW Arkansas (AA)
17.	LHP Walter Pennington transferred to Omaha from NW Arkansas (AA)
18.	LHP Austin Cox selected by Kansas City from Omaha
19.	RHP Jose Cuas optioned to Omaha
20. 5/4	LHP Marcelo Martinez played on the Development List
21.	OF Franmil Reyes optioned to Omaha
22.	INF Clay Dungan activated from the 7-Day Injured List
23.	LHP Austin Cox optioned to Omaha
24. 5/5	RHP Jonathan Heasley recalled by KANSAS CITY from Omaha
25.	OF Nate Eaton recalled by KANSAS CITY from Omaha
26. 5/6	RHP Daniel Mengden activated from the Development List
27. 5/7	LHP Daniel Lynch's rehab assignment transferred to Omaha
28.	RHP Jonathan Heasley optioned to Omaha
29.	RHP Max Castillo recalled by KANSAS CITY from Omaha
30. 5/8	RHP Jose Cuas recalled by KANSAS CITY from Omaha

31.	RHP James McArthur optioned to Omaha
32.	OF Franmil Reyes designated for assignment.
33. 5/9	OF Drew Waters sent on a rehab assignment to Omaha
34. 5/12	RHP Brett de Geus assigned to Omaha and placed on the Development List
35. 5/16	INF Nicky Lopez sent on a rehab assignment to Omaha
36.	INF Johan Camargo activated from the 7-Day Injured List
37.	RHP Max Castillo optioned to Omaha
38.	RHP Jackson Kowar recalled by KANSAS CITY from Omaha
39. 5/17	RHP Mike Mayers selected by KANSAS CITY from Omaha
40. 5/19	LHP Anthony Veneziano transferred to Omaha from NW Arkansas (AA)
41.	RHP Max Castillo recalled by KANSAS CITY from Omaha
42. 5/20	RHP Jackson Kowar optioned to Omaha
43.	RHP Ryan Weiss released
44. 5/22	INF Nicky Lopez returned to KANSAS CITY from rehab assignment to Omaha
45. 5/23	INF Greyson Jenista activated by Omaha
46.	INF CJ Alexander placed on the 7-Day Injured List
47.	RHP Nick Wittgren selected by KANSAS CITY from Omaha
48.	RHP Max Castillo optioned to Omaha
49. 5/24	OF Nate Eaton optioned to Omaha
50. 5/26	OF Drew Waters returned to KANSAS CITY from rehab assignment



MANAGER: MIKE JIRSCHLE • #23

- Mike Jirschele returns for his 15th season as Omaha's manager, his 18th season managing in Minor League Baseball and 32nd season overall with the Royals organization, named to the position of Storm Chasers manager on January 13, 2023, after previously managing Triple-A Omaha from 1995-97 and 2003-13.
- Jirschele served on the Kansas City Royals coaching staff as the Third Base Coach from 2014-19 and won the World Series in 2015. Jirschele most recently served as the bench coach under manager Chris Witheridge during the 2022 season with the Double-A Northwest Arkansas Naturals. He spent the 2021 season as Witheridge's bench coach for the High-A Central champion Quad Cities River Bandits and served as Special Assistant to the General Manager in 2020.
- In his second stint as Omaha's manager, over 11 years from 2003 to 2013, he led the team to four division titles, three consecutive trips to the Pacific Coast League Championship Series (2011-2013), two PCL titles (2011, 2013) and the team's first of two Triple-A National Championships in 2013.
- He earned the 2011 Mike Coolbaugh Award for *outstanding baseball work ethic, knowledge of the game and skill in mentoring young players on the field* and he is a four-time recipient of the Dick Howser Award (1992, 1994, 2005, 2011), recognizing outstanding work in player development within the Royals organization.
- Prior to his time with Omaha and Kansas City, he served as the Royals Minor League Infield Coordinator for four years, from 1998-2002, and he held managerial positions with Wilmington (1994), Rockford (1993) and the Gulf Coast Royals (1992).
- He appeared 999 games in the Minor Leagues across 13 years, between 1977 and 1990, including 22 games with the Omaha Royals between 1988 and 1989.



PITCHING COACH: DANE JOHNSON • #59

- Dane Johnson enters his fourth year in the Royals organization and as the Storm Chasers pitching coach, after joining Kansas City ahead of the 2020 season. 2023 marks his 24th season coaching overall.
- He previously spent one season in the Miami Marlins organization (2019) as a Pitching Consultant and 19 seasons with the Toronto Blue Jays as a Minor League Pitching Coach from 2000-03, Pitching Coordinator from 2004-14 and Major League Bullpen Coach from 2015-18.
- Prior to entering coaching, spent 15 years as a player, including over 280 games in the Minor Leagues and parts of three seasons in the Majors with the Chicago White Sox (1994), Blue Jays (1996) and Oakland Athletics (1997), also playing two seasons (1990-1991) in the Chinese Professional Baseball League.
- Johnson and his wife, Gina, reside in Palm Harbor, Florida. They have two children: a daughter, Madison (31), and son, Cobi (27).



HITTING COACH: BIJAN RADEMACHER • #52

- Bijan Rademacher (*bi-ZHON RAH-de-moch-err*) joins the Royals as the Omaha Storm Chasers Hitting Coach this year after spending the last two years with the Arizona Diamondbacks as their Minor League Hitting Coordinator (2021) and ACL Hitting Coach (2022).
- Prior to coaching, he spent eight years playing professionally (2012-2019), spanning seven seasons in the Chicago Cubs organization (2012-18) and slashed .280/.361/.402 over 702 career MiLB games, reaching as high as Triple-A. He also played one season in independent baseball (2019) with the New Britain Bees in the Atlantic League, in addition to an off-season in the Mexican Pacific Winter League.
- Over 243 career Triple-A games with the Iowa Cubs, he played 11 games at Werner Park and was a .378 hitter (14-for-37) with one homer and 5 runs batted in while playing in Omaha.
- Rademacher lives in Tempe, Arizona with his wife Melissa.



BENCH COACH: DAVID NOWORYTA • #33 (3RD BASE COACH)

- David Noworyta (*Nova-REE-tah*) enters his second year in the Royals organization and first as Omaha's Bench Coach, after making his coaching debut in 2022 as the Assistant Hitting Coach for the River Bandits Kansas City's High-A affiliate.
- Prior to coaching, he spent four years playing professionally (2018-21), including three minor league seasons in the Detroit Tigers organization (2018-20), and one with the Independent Pioneer League's Billings Mustangs in 2021. Before signing with Detroit in 2018, Noworyta graduated from the University of Hawaii with a bachelor's degree in communications and journalism, and played in parts of three seasons for their baseball team.
- Noworyta attended Holy Cross Academy (N.J.), where he played baseball and basketball, and was selected by the Royals in the 37th round of the 2014 MLB Draft. He resides in Hainesport, N.J. in the offseason.




CERTIFIED ATHLETIC TRAINER: JAMES STONE

- James Stone is entering his fifth season as the Certified Athletic Trainer for the Storm Chasers after serving the previous seven seasons with the Wilmington Blue Rocks (Royals High-A), including the 2015 season, in which he was named Carolina League Athletic Trainer of the Year.
- He joined the Kansas City organization in 2010 as the athletic trainer for the Class-A Burlington Bees. He came to the Royals after spending one season with the Central Valley Coyotes (Fresno, California) in Arena Football 2.
- Stone worked three seasons in the Florida Marlins organization, with stops in Jupiter (2008), Greensboro (2007) and Jamestown (2006), winning New York-Penn League Trainer of the Year honors in 2006.
- He was the Strength and Conditioning Coach for the Baltimore Orioles Class-A affiliate, the Delmarva Shorebirds, in 2005.
- Stone graduated with a bachelor's of science in kinesiology from Cal State-Northridge. He resides in Simi Valley, California with his dog, Ozzie.



STRENGTH & CONDITIONING COACH: YANNICK PLANTE

- Yannick Plante is entering his third season as the Strength & Conditioning Coach for the Storm Chasers, after being slated to serve in that role with Northwest Arkansas in 2020.
- He began with the Kansas City Organization in 2019 as the athletic trainer for the Burlington Royals (Advanced Rookie, Appalachian League). He was then a staff member of the Surprise Saguaros of the Arizona Fall League in the fall of 2019.
- Plante has a master's degree in kinesiology from the University of Calgary and a bachelor's degree in human kinetics with specialization in biophysics from the University of Ottawa. He currently lives in Ottawa, Ontario.



TONY MEDINA
MINOR LEAGUE/LATIN AMERICA
MEDICAL COORDINATOR



BEN NICHOLAS
PLAYER DEVELOPMENT TRAINEE



JEREMY OWENS
PLAYER DEVELOPMENT TRAINEE

Drew Parrish - Pitching - Stat Splits - 2023 - Regular Season

Split	Team	W	L	ERA	G	GS	CG	SHO	SV	IP	H	R	ER	HR	HB	BB	IBB	SO	WHIP	AVG	AB	WP	BK	GIDP	TBF	NP-S
Home Games	OMA	0	1	5.29	4	4	0	0	0	17.0	17	12	10	5	0	12	0	13	1.71	.274	62	0	0	3	75	314 - 183
Away Games	OMA	1	1	4.91	5	4	0	0	0	18.1	18	10	10	4	0	9	0	21	1.47	.254	71	0	0	2	81	342 - 207
Day Games	OMA	1	0	1.88	4	3	0	0	0	14.1	12	5	3	1	0	10	0	15	1.53	.231	52	0	0	2	63	264 - 155
Night Games	OMA	0	2	7.29	5	5	0	0	0	21.0	23	17	17	8	0	11	0	19	1.62	.284	81	0	0	3	93	392 - 235
On Grass	OMA	1	2	5.09	9	8	0	0	0	35.1	35	22	20	9	0	21	0	34	1.58	.263	133	0	0	5	156	656 - 390
April	OMA	1	0	1.71	5	4	0	0	0	21.0	11	6	4	1	0	10	0	20	1.00	.157	70	0	0	3	82	355 - 214
May	OMA	0	2	10.05	4	4	0	0	0	14.1	24	16	16	8	0	11	0	14	2.44	.381	63	0	0	2	74	301 - 176
On Tuesdays	OMA	0	1	22.50	1	1	0	0	0	2.0	7	5	5	2	0	2	0	2	4.50	.538	13	0	0	0	15	62 - 36
On Thursdays	OMA	0	1	16.20	1	1	0	0	0	5.0	10	9	9	5	0	1	0	3	2.20	.435	23	0	0	1	24	85 - 58
On Fridays	OMA	0	0	2.70	2	2	0	0	0	10.0	5	3	3	1	0	3	0	11	0.80	.147	34	0	0	1	38	171 - 107
On Saturdays	OMA	1	0	0.60	4	3	0	0	0	15.0	7	3	1	0	0	12	0	12	1.27	.149	47	0	0	3	60	258 - 141
On Sundays	OMA	0	0	5.40	1	1	0	0	0	3.1	6	2	2	1	0	3	0	6	2.70	.375	16	0	0	0	19	80 - 48
In games following a win	OMA	1	0	0.00	4	3	0	0	0	16.0	4	1	0	0	0	10	0	15	0.88	.082	49	0	0	3	59	259 - 144
In games following a loss	OMA	0	2	9.31	5	5	0	0	0	19.1	31	21	20	9	0	11	0	19	2.17	.369	84	0	0	2	97	397 - 246
Starter	OMA	0	2	5.57	8	8	0	0	0	32.1	35	22	20	9	0	20	0	32	1.70	.280	125	0	0	4	147	627 - 374
Reliever	OMA	1	0	0.00	1	0	0	0	0	3.0	0	0	0	0	0	1	0	2	0.33	.000	8	0	0	1	9	29 - 16

Drew Parrish - Opposing Hitting - Stat Splits - 2023 - Regular Season

Split	Team	AVG	G	AB	R	H	2B	3B	HR	RBI	BB	IBB	SO	SB	CS	OBP	SLG	OPS	HBP	SAC	SF	GIDP
vs Left	OMA	.204	9	49		10	3	0	2	4	6	0	12			.291	.388	.679	0	0	0	2
vs Right	OMA	.298	9	84		25	4	1	7	15	15	0	22			.396	.619	1.015	0	0	2	3
Team is ahead	OMA	.296	6	54		16	4	0	2	6	9	0	13			.385	.481	.866	0	0	2	3
Team is behind	OMA	.333	4	30		10	2	0	4	8	3	0	8			.394	.800	1.194	0	0	0	0
Score is tied	OMA	.184	7	49		9	1	1	3	5	9	0	13			.310	.429	.739	0	0	0	2
Batting First	OMA	.100	9	20		2	1	0	1	1	1	0	6			.143	.300	.443	0	0	0	1
Batting Second	OMA	.333	9	18		6	0	0	2	2	2	0	1			.400	.667	1.067	0	0	0	1
Batting Third	OMA	.412	9	17		7	3	1	1	2	2	0	3			.474	.882	1.356	0	0	0	0
Batting Fourth	OMA	.400	9	15		6	1	0	2	6	3	0	3			.500	.867	1.367	0	0	0	0
Batting Fifth	OMA	.214	9	14		3	1	0	1	2	4	0	6			.389	.500	.889	0	0	0	0
Batting Sixth	OMA	.333	9	12		4	1	0	1	4	3	0	2			.412	.667	1.079	0	0	2	2
Batting Seventh	OMA	.133	9	15		2	0	0	1	1	0	0	3			.133	.333	.466	0	0	0	1
Batting Eighth	OMA	.182	9	11		2	0	0	0	0	3	0	3			.357	.182	.539	0	0	0	0
Batting Ninth	OMA	.273	9	11		3	0	0	0	1	3	0	7			.429	.273	.702	0	0	0	0
Leading Off	OMA	.375	9	32		12	2	0	4	4	6	0	9			.474	.813	1.287	0	0	0	0
First Inning	OMA	.314	8	35	8	11	3	1	4	8	3	0	8	1	0	.359	.800	1.159	0	0	1	0
Second Inning	OMA	.250	8	28	3	7	0	0	1	2	3	0	13	1	1	.313	.357	.670	0	0	1	2
Third Inning	OMA	.345	8	29	7	10	3	0	3	7	5	0	5	2	3	.441	.759	1.200	0	0	0	0
Fourth Inning	OMA	.217	7	23	2	5	1	0	0	1	5	0	5	0	0	.357	.261	.618	0	0	0	1
Fifth Inning	OMA	.154	5	13	2	2	0	0	1	1	3	0	2	0	0	.313	.385	.698	0	0	0	1
Sixth Inning	OMA	.000	2	5	0	0	0	0	0	0	2	0	1	0	0	.286	.000	.286	0	0	0	1
Bases Empty	OMA	.303	9	76		23	3	0	6	6	11	0	14			.391	.579	.970	0	0	0	0
Runner at 1st	OMA	.207	9	29		6	3	1	0	2	3	0	11			.281	.379	.660	0	0	0	4
Runner at 2nd	OMA	.571	5	7		4	1	0	2	5	2	0	3			.667	1.571	2.238	0	0	0	0
Runner at 3rd	OMA	.500	2	2		1	0	0	1	2	1	0	0			.667	2.000	2.667	0	0	0	0
Runners at 1st & 2nd	OMA	.111	5	9		1	0	0	0	0	0	0	3			.111	.111	.222	0	0	0	0
Runners at 1st & 3rd	OMA	.000	6	4		0	0	0	0	1	2	0	1			.286	.000	.286	0	0	1	0
Runners at 2nd & 3rd	OMA	.000	3	3		0	0	0	0	1	1	0	1			.250	.000	.250	0	0	0	0
Bases Loaded	OMA	.000	4	3		0	0	0	0	2	1	0	1			.200	.000	.200	0	0	1	1
Runners On	OMA	.211	9	57		12	4	1	3	13	10	0	20			.319	.474	.793	0	0	2	5
Scoring Position	OMA	.214	8	28		6	1	0	3	11	7	0	9			.351	.571	.922	0	0	2	1
No Outs	OMA	.382	9	55		21	5	0	4	8	10	0	16			.470	.691	1.161	0	0	1	2
One Out	OMA	.283	9	46		13	2	1	5	11	8	0	8			.382	.696	1.078	0	0	1	3
Two Outs	OMA	.031	9	32		1	0	0	0	0	3	0	10			.114	.031	.145	0	0	0	0
Ahead in Count	OMA	.310	9	42		13	2	1	2	5	0	0	16			.302	.548	.850	0	0	1	2
Behind in Count	OMA	.143	9	42		6	1	0	4	9	21	0	8			.422	.452	.874	0	0	1	1
0-0 Count	OMA	.471	9	17		8	0	0	2	2	0	0	0			.471	.824	1.295	0	0	0	1
0-1 Count	OMA	.429	9	7		3	1	0	0	1	0	0	0			.375	.571	.946	0	0	1	1
0-2 Count	OMA	.375	9	8		3	0	0	2	3	0	0	3			.375	1.125	1.500	0	0	0	0
1-0 Count	OMA	.375	9	8		3	1	0	2	4	0	0	0			.375	1.250	1.625	0	0	0	1
1-1 Count	OMA	.300	9	10		3	3	0	0	0	0	0	0			.300	.600	.900	0	0	0	1
1-2 Count	OMA	.259	9	27		7	1	1	0	1	0	0	13			.259	.370	.629	0	0	0	1
2-0 Count	OMA	.000	9	6		0	0	0	0	0	0	0	0			.000	.000	.000	0	0	0	0
2-1 Count	OMA	.125	9	8		1	0	0	1	2	0	0	0			.125	.500	.625	0	0	0	0
2-2 Count	OMA	.227	9	22		5	1	0	1	3	0	0	10			.227	.409	.636	0	0	0	0
3-0 Count	OMA	1.000	7	1		1	0	0	1	1	1	0	0			1.000	4.000	5.000	0	0	0	0
3-1 Count	OMA	.333	9	3		1	0	0	0	1	10	0	0			.846	.333	1.179	0	0	0	0
3-2 Count	OMA	.000	8	16		0	0	0	0	1	10	0	8			.370	.000	.370	0	0	1	0
Pitcher	OMA	.263	9	133		35	7	1	9	19	21	0	34			.359	.534	.893	0	0	2	5



#53 DREW PARRISH

LEFT-HANDED PITCHER

BORN: December 8, 1997 in Cape Canaveral, Florida (Age 25)

HOMETOWN: Rockledge, Florida

RESIDES: Tallahassee, Florida

HEIGHT/WEIGHT: 5'11" / 200 LBS

DRAFTED: 2019 MLB Draft – Round 8 (229TH Overall)**COLLEGE:** Florida State University (Tallahassee, Florida)

HIGH SCHOOL: Rockledge High School (Rockledge, Florida)

SEASON WITH STORM CHASERS: 2nd Season

SCOUTING REPORT (SNK, CH, CB)

SINKER: Sits 88-91, averages 89.4 MPH & 2,061 RPM ... Last outing: 39% usage (29/80 pitches), Season usage: 52%
CHANGEUP: Sits 79-81, averages 80.0 MPH & 1,514 RPM ... Last outing: 49% usage (36/80 pitches), Season usage: 33%
CURVEBALL: Sits 70-74, averages 72.2 MPH & 2,330 RPM ... Last outing: 12% usage (9/80 pitches), Season usage: 14%

LAST OUTING: SATURDAY, MAY 20 vs. TOLEDO

Threw four scoreless innings and allowed just one hit, but walked a season-high five ... allowed a walk in the 1st inning, single in the 2nd inning was erased on a double play, issued a walk in the 3rd and walked the bases loaded in the 4th but worked out of trouble with a popout.

2023 SEASON (3-5 IN GAMES PARRISH STARTS)

- ▶ In April, pitched in 5 games (4 starts), with a 1.71 ERA (4 ER in 21.0 IP) with 10 BB and 20 K with a .157 opponents' average.
- ▶ In May, pitched in 4 games (4 starts), with a 1.05 ERA (16 ER in 14.1 IP) with 11 BB and 4 K with a .381 opponents' average.
- ▶ 4/27 @ **Indianapolis**: Made his season debut in relief behind Austin Cox, threw 3.0 hitless and scoreless innings and earned the win.
- ▶ 4/28 @ **Nashville**: Threw his first quality start of the season, pitched 6.0 shutout innings and held the Sounds to one hit, a leadoff double in the 1st ... retired his next three, then walked batters to lead off the 5th and 6th innings, but neither got past 1st base.
- ▶ 5/4 vs **Louisville**: Set career highs/worst in hits (10), runs (9) and home runs (5) allowed ... surrendered 4 runs in the 1st on 4 straight hits with one out, including back-to-back homers, 4 more runs in the 3rd on a pair of two-run homers ... allowed 1 more run in the 5th on his 5th home run of the day ... pitched scoreless 2nd and 4th innings.
- ▶ Pitched twice in series @ Scranton (5/9 & 5/14), combined to allow 7 ER in 5.1 IP on 13 H & 5 BB, took a loss in the series opener and faced five batters in the third but could not get an out, tied a season high with 6 strikeouts in the series finale.

CAREER NOTES

2022

- ✍ Split the season between NW Arkansas (AA) and Omaha (AAA), making 27 appearances (25 starts) with a 7-11 record and 4.13 ERA (59 ER in 128.2 IP) ... opened the season in Double-A & named the Nationals' pitcher of the Year by Kansas City.
- ✍ Started Opening Day for the Nationals and made 10 starts, going 4-3 with a 2.13 ERA (13 ER in 55.0 IP), while striking out 48 and walking just 14 (3.43 K/BB) ... despite an early June promotion, ranked 2nd on the NWA staff with four quality starts.
- ✍ Named the Texas League's Pitcher of the Month in May, starting five games with a 3-1 record and 0.59 ERA (2 ER in 30.2 IP), only allowing 15 hits and four walks ... struck out 29 opposing hitters and led to league with 30.0 2 IP, with league's lowest ERA and WHIP (0.62) among qualifiers and a .144 opponents' average ... did not allow an earned run over four starts (25.2 IP) from 5/7 to 5/26.
- ✍ Earned back-to-back Texas League of the Week honors in May, throwing consecutive 7.0-inning scoreless starts on May 7 @ Springfield (STL) and May 13 vs. Wichita (MIN).
- ✍ Despite throwing just 55.0 innings for the Nationals (9th among the team's pitchers), ended the year having throwing the most 1-2-3 innings, 28 times retiring the opposing team in order in an inning, over half of the innings he pitched for the Nationals.
- ✍ After throwing 3.0 innings in his Opening Day Start on April 8 @ Springfield, threw nine straight starts of at least 5.0 innings, before earning a promotion to Triple-A Omaha on June 3, where he has pitched in 17 games with the Storm Chasers to end the season.
- ✍ Made his Triple-A debut June 8 vs. Lehigh Valley (PHI), struck out seven over 4.2 innings but took the loss, the most strikeouts he had in a Triple-A game all season.
- ✍ Took a no-hit bid into the 6th inning on August 6 vs. St. Paul (MIN), allowing just two walks and a hit batter over his first five innings against the Saints before surrendering a pair of solo homers in the sixth.
- ✍ Fired three quality starts with the Storm Chasers, including back-to-back starts on August 12 @ Toledo (DET) and August 18 @ Louisville (CUL) with the outing in Toledo being his only scoreless start of the year at the Triple-A level.

2021

- ✧ Split the season between Quad Cities (A+) and NW Arkansas (AA), with a break in between to pitch for Team USA at the 2021 WBSC Olympic Baseball Qualifiers.
- ✧ Broke camp in High-A with the River Bandits and did not allow a run across 15.2 innings, pitching in four games (one start), while striking out 23 (41.1 K%) and walking just three (7.67 K/BB) ... joined the Naturals on June 6 and remained at Double-A through the end of the season ... went 4-5 across 18 games (17 starts) with a 3.36 ERA (31 ER in 83.0 IP) and 95 strikeouts.
- ✧ Among qualified Minor League pitchers (min. 96.0 IP), ranked 14th in WHIP, 14th in opponents' average (1.98) and 16th in ERA (2.83).
- ✧ Combined between High-A and Double-A, 98.2 innings pitched ranked 4th among Royals Minor League pitchers, while 118 strikeouts ranked 5th ... among Royals farmhands with at least 70.0 innings pitched, he ranked 1st in ERA (2.83) and WHIP (0.99) and 2nd in opponents' average (1.94) behind Quad Cities' Will Klein (1.77).
- ✧ Named the Double-A Central Pitcher of the Month in August, pitching in five games (four starts), with a 2-0 record and 11.1 ERA (3 ER in 24.0 IP) ... struck out 27 with a 0.88 WHIP (13 H, 8 BB) and .163 opponents' batting average ... named the league's Pitcher of the Week after his start on August 27 against Springfield (STL), a 7-inning complete game shutout in the first game of a doubleheader.
- ✧ Did not allow a home run in 8-game (7 start) stretch from 7/28 to 9/1 ... 40.2 innings from 7/22 to 9/12 between homers allowed.
- ✧ Member of Team USA at the 2021 WBSC (World Baseball Softball Confederation) Olympic Baseball Qualifiers from May 30 to June 5 ... pitched in one game for the United States, helping the team qualify for the Tokyo Olympics by earning the win after pitching two scoreless innings out of the bullpen with two strikeouts on June 4 in a 10-1 victory over Canada.

2019

- ✦ Pitched in nine games (four starts) for the Burlington Royals (R), going 3-0 with a 2.52 ERA (7 ER in 25.0 IP), striking out 39 (14.0 K/9) while walking just four (9.75 K/BB) in his professional debut.
- ✦ Did not appear in a postseason game with Burlington, who made it to the Appalachian League finals, but lost to the Johnson City Cardinals (STL) in a best-of-three series ... went back to Florida State to finish his degree in the fall semester.

COLLEGE: FLORIDA STATE (2017-19)

- Attended Florida State University, making two trips to the College World Series (2017, 2019) with the Seminoles.
- JUNIOR (2019):** Went 8-5 with 112 strikeouts in 81.2 innings (21.3 K/9) across 17 outings (16 starts) as the Noles Friday night starter throughout the season...bookended the season with a pair of memorable performances: was part of a combined no-hitter on Opening Day against Maine (2/15), pitching five scoreless innings at the start in FSU's 10-no in school history...ended his career with eight scoreless innings against No. 5 Arkansas in the opening game of the College World Series, FSU's first victory in the CWS opener since 1999.
- SOPHOMORE (2018):** Named All-ACC first team as a sophomore, had a 2.52 ERA, 128 strikeouts and held opponents to a .186 average...pitched complete games in his final two appearances of the year, against NC State in the ACC Tournament (5/25) and Mississippi State in the NCAA Tournament (6/2).

SEASON / CAREER HIGHS

SEASON		CAREER	
4/28/2023 @ Nashville	6.0	INNINGS PITCHED	7.0 (4x) Last: 5/13/2022 vs. Wichita
5/4/2023 vs. Louisville	10	HITS ALLOWED	10 5/4/2023 vs. Louisville
5/4/2023 vs. Louisville	9	RUNS ALLOWED	9 5/4/2023 vs. Louisville
5/4/2023 vs. Louisville	9	EARNED RUNS ALLOWED	9 5/4/2023 vs. Louisville
5/4/2023 vs. Louisville	5	HOME RUNS ALLOWED	5 5/4/2023 vs. Louisville
5/20/2023 vs. Toledo	5	WALKS ALLOWED	6 6/22/2022 vs. Columbus
Last: 5/14/2023 @ Scranton/WB	6 (2x)	STRIKEOUTS	9 (3x) Last: 5/13/2022 vs. Wichita
5/4/2023 vs. Louisville	24	BATTERS FACED	25 (2x) Last: 8/18/2022 @ Louisville
4/28/2023 @ Nashville	90	PITCHES THROWN	100 (2x) Last: 7/8/2022 vs. Toledo
4/22/2023 to 5/4/2023	7.2 IP	SCORELESS STREAK	22.0 IP 8/18/2019 to 6/10/2021

2023 RUN SUPPORT (OMAHA STARTS ONLY)

RUNS SCORED	0	1	2	3	4	5	6	7	8	9	10+
GAMES	1		2	3			2				
PLAYER W-L	0-0		0-1	0-0			0-1				
Team W-L	0-1		0-2	1-2			1-1				

2023 GAME-BY-GAME

OMAHA STORM CHASERS, AAA

DATE	OPPONENT	RES	LEFT GAME	DEC	IP	H	R	ER	HR	HB	BB	SO	BF	NP-S
4/1*	@ Indianapolis	W 12-1	Middle 7th, winning 10-0	W	3.0	0	0	0	0	0	1	2	9	29-16
4/8	vs. Toledo	W, 13-8	End 3rd, winning 6-1	-	3.0	2	1	0	0	0	2	5	14	66-38
4/14	@ Iowa	W, 11-8	Bottom 5th, winning 3-2	-	4.0	4	3	3	1	0	1	6	18	81-51
4/22	vs. Gwinnett	L, 5-2	End 5th, tied 2-2	-	5.0	4	2	1	0	0	4	2	21	89-53
4/28	@ Nashville (Q)	L, 4-3	Middle 7th, leading 3-0	-	6.0	1	0	0	0	0	2	5	20	90-56
5/4	vs. Louisville	L, 12-10	End 5th, losing 9-6	L	5.0	10	9	9	5	0	1	3	24	85-58
5/9	@ Scranton/WB	L, 14-2	Bottom 3rd, losing 5-2	L	2.0	7	5	5	2	0	2	2	15	62-36
5/14	@ Scranton/WB	W, 6-3	Bottom 4th, winning 3-2	-	3.1	6	2	2	1	0	3	6	19	80-48
5/20	vs. Toledo	L, 4-1	End 4th, tied 0-0	-	4.0	1	0	0	0	0	5	3	16	74-34

* Indicates Relief Appearance

(Q) Indicates Quality Start

2023 BATTED BALL STATISTICS (AAA)

BABIP	GB/FB	LD%	GB%	FB%	IFFB%	HR/FB	Pull%	Cent%	Oppo%	SwStr%
.283	0.92	24.2%	36.4%	39.4%	17.9%	23.1%	44.6%	24.8%	30.7%	12.7%

VS. ST. PAUL IN 2023

W	L	ERA	G	GS	CG	SHO	GF	HLD	SV	SVO	IP	H	R	ER	HR	HB	BB	IBB	SO	WHIP	AVG
---	---	-----	---	----	----	-----	----	-----	----	-----	----	---	---	----	----	----	----	-----	----	------	-----

VS. ST. PAUL HITTERS IN 2023

[illegible]

CAREER PITCHING

SEASON TEAM		W	L	ERA	G	GS	CG	SHO	SV	SVO	IP	H	R	ER	HR	HB	BB	IBB	SO	WHIP	AVG	AB	WP	BK	GDP	TBF	NP-S
2019	Burlington (R)	3	0	2.52	9	4	0	0	0	0	25.0	19	7	7	4	0	4	0	39	0.92	.211	90	0	0	1	95	352 - 249
2020		Did not Play (No Minor League Season)																									
2021	Quad Cities (A+)	1	0	0.00	4	1	0	0	1	1	15.2	5	0	0	0	0	3	0	23	0.51	.096	52	0	0	0	56	213 - 145
	NW Arkansas (AA)	5	4	3.36	18	17	1	1	0	0	83.0	65	34	31	8	4	25	0	95	1.08	.215	302	5	0	6	336	1338 - 893
2022	NW Arkansas (AA)	4	3	2.13	10	10	0	0	0	0	55.0	31	16	13	5	5	14	0	48	0.82	.160	194	4	0	1	215	863 - 568
	Omaha (AAA)	3	8	5.62	17	15	0	0	0	0	73.2	69	54	46	15	3	44	0	51	1.53	.247	279	2	0	6	330	1372 - 841
2023	Omaha (AAA)	1	2	5.09	9	8	0	0	0	0	35.1	35	22	20	9	0	21	0	34	1.58	.263	133	0	0	5	156	656 - 390
MINOR LEAGUE TOTALS (4 Seasons)		17	17	3.66	67	55	1	1	1	1	287.2	224	133	117	41	12	111	0	290	1.16	.213	1050	11	0	19	1188	4794 - 3086

PLAYER

50 MAX CASTILLO

RHP • R/R • 6'2" • 285 lbs • 5/4/1999 (23)
Traded from Toronto – 8/2/2022
Born/Resides: Caracas, Venezuela

57 DYLAN COLEMAN

RHP • R/R • 6'5" • 235 lbs • 9/16/1996 (26)
Traded from San Diego – 11/5/2020
Born: Potosi, Missouri • Resides: Mineral Point, Missouri

31 AUSTIN COX

LHP • L/L • 6'4" • 235 lbs • 3/28/1997 (26)
2018 MLB Draft – Round 5 (Mercer)
Born: Macon, Georgia • Resides: Kansas City, Missouri

55 JONAH DIPOTO

RHP • R/R • 6'1" • 225 lbs • 9/3/1996 (26)
2019 MLB Draft – Round 35 (UC San Diego)
Born: Queens, N.Y. • Resides: San Diego, Calif.

60 JONATHAN HEASLEY

RHP • R/R • 6'3" • 235 lbs • 1/27/1997 (26)
2018 MLB Draft – Round 13 (Oklahoma State)
Born: Plano, Texas • Resides: Dallas, Texas

37 JACKSON KOWAR

RHP • R/R • 6'5" • 215 lbs • 10/4/1996 (26)
2018 MLB Draft – Round 1/33rd Overall (Florida)
Born: Weddington, N.C. • Resides: Charlotte, N.C.

58 BROOKS KRISKE

RHP • R/R • 6'3" • 210 lbs • 2/3/1994 (29)
Signed 12/14/2022 as a Minor League Free Agent
Born/Resides: Scottsdale, Arizona

48 JAMES MCARTHUR

RHP • R/R • 6'7" • 230 lbs • 12/11/1996 (26)
Traded from Philadelphia – 5/8/2023
Born/Resides: New Braunfels, Texas

36 DANIEL MENGDEN

RHP • R/R • 6'1" • 215 lbs • 2/19/1993 (30)
Signed 3/29/2023 as a Minor League Free Agent
Born/Resides: Houston, Texas

41 ANDRÉS NUÑEZ

RHP • R/R • 6'4" • 265 lbs • 9/20/1995 (27)
2018 MLB Draft – Round 29 (Florida International)
Born/Resides: Southwest Ranches, Florida

53 DREW PARRISH

LHP • L/L • 5'11" • 119 lbs • 2/8/1997 (25)
2019 MLB Draft – Round 8 (Florida State)
Born: Cape Canaveral, Fla. • Resides: Tallahassee, Fla.

40 WALTER PENNINGTON

LHP • L/L • 6'2" • 205 lbs • 4/14/1998 (25)
Signed 8/19/2020 as an Undrafted Free Agent (Coca-Cola School of Mines)
Born: Englewood, Colo. • Resides: Broomfield, Colo.

47 EVAN SISK

LHP • L/L • 6'2" • 195 lbs • 4/23/1997 (26)
Traded from Minnesota – 1/24/2023
Born: Pineville, N.C. • Resides: Chester, S.C.

43 COLLIN SNIDER

RHP • R/R • 6'4" • 205 • 10/10/1995 (27)
2017 MLB Draft – Round 12 (Vanderbilt)
Born/Resides: Murfreesboro, Tennessee

56 ANTHONY VENEZIANO

LHP • L/L • 6'6" • 200 • 9/1/1997 (25)
2019 MLB Draft – Round 10 (Catalina Carolina)
Born/Resides: Hackettstown, New Jersey

QUICK NOTES

Ranked by *Baseball America* as the No. 18 Royals prospect

- 2023: Appeared in 4 Cactus League games for the Royals and went 2-0 with a 11.12 ERA (7 ER in 5.2 IP) and 7 K ... opened the season with Omaha and went 0-5 with a 6.66 ERA cross 5 starts, was recalled by KC on 5/7 and pitched in 3 games, allowed 3 ER in 9.0 IP (2.89 ERA), optioned to OMA on 5/16.
- 2022: Began the 2022 season in the Blue Jays organization and made 20 appearances (11 in MLB and 9 in MLB) before being traded to Kansas City on 8/2 with Samad Taylor in exchange for Whit Merrifield ... had three stints with the Royals ... in three stints with Omaha, pitched in 7 games (6 starts) with 22 strikeouts in 21.1 innings.
- 2021: Spent the entire season with New Hampshire (AA), appearing in 21 games (20 starts) while going 11-4 with a 4.85 ERA (55 ER in 102.0 IP) and 89 strikeouts.

45FB (90-92), CH, SL

CONSECUTIVE BATTERS RETIRED: 0

SCORELESS STREAK: 0.0 IP

- 2023: Made his second consecutive Opening Day Roster with the Royals, but allowed 10 ER in 5.0 IP (18.00 ERA) in 5 games with 7 H, 7 BB & 5 K ... has allowed 2 ER in 8.0 IP (2.25 ERA) with Omaha ... optioned to Omaha on 4/14, appeared in his first game 5/2 vs. LOU ... 17 of 27 outs he's recorded with Omaha this season have been strikeouts (6 on 45FB & 11 on Sweeper).
- 2022: Spent nearly the entire season in Kansas City, pitching in 68 games for the Royals with a 5-2 record and 2.78 (21 ER in 68.0 IP) and 71 strikeouts ... 2nd-most appearances among rookie relievers, 8th in ERA, and 9th in strikeouts ... did not allow a HR over the final 26.0 innings of the season ... pitched 1 game for Omaha on May 24.
- 2021: Opened the season with NW Arkansas (AA) and assigned to Omaha on 7/8 ... earned his first MLB call-up on 9/20 and pitched in 5 games for Kansas City with 7 K in 6.1 IP.

45FB (95-97), SW, SL

CONSECUTIVE BATTERS RETIRED: 2 (5/24)

SCORELESS STREAK: 6.0 IP (5/12 to 5/24)

- 2023: As a non-roster invitee, appeared in 4 Cactus League games for the Royals and went 0-1 with a 2.08 ERA (1 ER in 4.1 IP) and 8 K ... 2 of 4 starts were scoreless (4/1 @ IND and 4/27 @ NAS) ... contract selected by Kansas City on 5/3, threw 2.0 scoreless innings in MLB Debut vs. BAL 5/4, optioned 5/5.
- 2022: Spent the entire season with Omaha and made 29 appearances (24 starts) for the Storm Chasers, going 7-7 with his 1st career save ... maintained a 4.21 ERA (69 ER in 147.1 IP) with a career-high 105 strikeouts ... 147.1 IP ranked 1st among all Royals farmhands, while 24 starts ranked 4th, 7W ranked tied 4th and 105 K was 6th.
- 2021: Joined NW Arkansas (AA) at the end of May, made his 2021 debut 5/26 and remained with the Nationals through the end of the postseason, made 15 Double-A starts.

45FB (90-92), CH, CB, CUT, SL

CONSECUTIVE BATTERS RETIRED: 1 (5/25)

SCORELESS STREAK: 3.1 IP (5/25)

- 2023: For the 2nd straight year, made his spring debut with a scoreless Cactus League inning against his dad's Seattle Mariners, on 2/26 ... opened the regular season with NW Arkansas (AA) and pitched 10.1 scoreless innings with 1 ER and 13 K across 7 relief outings ... assigned to Omaha (AA) on 5/3, made his Triple-A debut 5/4, struck out 2 and allowed 2 unearned runs.
- 2022: Pitched a scoreless Cactus League inning with a strikeout on 3/29 against his dad's Seattle Mariners ... spent the entire season with NW Arkansas (AA) and led the Nationals with 42 games pitched ... 11.87 K/9 ranked second among Royals farmhand pitchers (min. 60.0 IP), .212 opponents' batting average and 28.1% K% ranked 3rd.
- MISC: Full name is *Jonah Seaver Dipoto*, after Iom Seaver ... father Jerry Dipoto is currently the President of Baseball Operations for the Seattle Mariners, formerly their GM.

SNK (92-94), SL, CB

CONSECUTIVE BATTERS RETIRED: 2 (5/24)

SCORELESS STREAK: 2.2 IP (5/17 to 5/24)

- 2023: Appeared in 4 Cactus League games for the Royals (2 starts) and went 0-1 with a 17.36 ERA (18 ER in 9.1 IP) and 7 K ... 2 of first 4 starts were quality starts, 4/7 vs. TOL and 4/19 vs. GWN ... called up 5/5 and threw 2.2 IP on 5/5 vs. OAK with 4 H & 2 ER, optioned back Omaha 5/7.
- 2022: Split the season between KC and Omaha, making 21 starts over four stints with the Royals, plus nine starts with the Chasers ... 21 MLB starts ranked 7th among Major League relievers ... opened the year in Triple-A, made six starts before his first call-up to KC on 5/12 ... across all nine outings with Omaha, struck out 45 in 39.1 IP (10.3 K/9).
- 2021: Named Kansas City's Double-A Pitcher of the Year with NW Arkansas (AA) and spent much of the season with the Nationals before making his MLB debut with Kansas City on 9/17 and finishing the year with the Royals ... in 22 appearances (21 starts) with NWA, went 7-3 with a 3.33 ERA (39 ER in 105.1 IP) and 120 strikeouts (10.3 K/9).

45FB (92-94), CB, SL, CH, SNK

CONSECUTIVE BATTERS RETIRED: 0

SCORELESS STREAK: 5.0 IP (5/11)

- 2023: After a scoreless season debut on April 2 @ IND, allowed at least 3 runs in 3 straight outings (1 start) ... first 4 outings were 2.0 IP+ ... 13 of 14 outings have been in relief, 7 of 14 appearances have been scoreless ... earned his first professional save with 1.2 scoreless innings on 5/5 vs LOU ... recalled by Kansas City 5/16, threw 1.1 scoreless innings on 5/19 @ CWS and optioned back to Omaha 5/20.
- 2022: Made his first Opening Day roster with Kansas City, but only pitched in 7 games over three stints with the Major League club, also making 20 starts with Omaha (AAA) across three stints ... allowed less than two earned runs in 10 of 16 starts with Omaha, including three scoreless outings.
- 2021: Kansas City's Paul Splittorff Minor League Pitcher of the Year, went to the top pitcher in the organization, also Omaha's Pitcher of the Year, the Triple-A East Pitcher of the Year and a Triple-A East postseason All-Star ... made 17 appearances (16 starts) and went 9-4 with a 3.46 ERA (31 ER in 80.2 IP) and a Triple-A best 115 strikeouts (12.8 K/9).

45FB (95-98), SL, CH

CONSECUTIVE BATTERS RETIRED: 2 (5/25)

SCORELESS STREAK: 1.2 IP (5/25)

- 2023: 8 of 17 appearances with Omaha have been scoreless, including a perfect 1.2 innings on 5/11 @ SWB ... 15.43 K/9 (32 K in 18.2 IP) ranks 2nd in the organization among Royals minor league pitchers with at least 15.0 IP ... 25 strikeouts on the splitter is the most of any Chasers with one pitch.
- 2022: Signed with the Iokohama DeNA BayStars of Nippon Professional Baseball (NPB) on December 8, 2021 and pitched in 32 games, going 1-3 with two saves, a 3.25 ERA (13 ER in 36.0 IP) and 36 strikeouts (10.3 K/9) between Japan's Central League (equivalent to Major League Baseball) and Eastern League (Japan's Minor Leagues).
- 2020-2021: Pitched 16 games in the Major Leagues between New York (AL) and Baltimore, with a 2-1 record and 14.40 ERA (24 ER in 15.0 IP) and 19 strikeouts ... pitched a scoreless ninth inning to finish the game his Major League debut on July 29 @ Baltimore.

45FB (93-95), SPL, SL

CONSECUTIVE BATTERS RETIRED: 0

SCORELESS STREAK: 0.0 IP

- 2023: Traded by the Phillies to the Royals on 5/8 in exchange for OF Junior Marin and cash ... made 5 appearances (4 starts) with Lehigh Valley (AAA) and went 0-2 with a 7.31 ERA (13 ER in 16.0 IP) with 15 strikeouts and 7 walks ... threw 2 scoreless innings in his Royals organization debut on 5/12 @ SWB, struck out three and retired his last four ... struck out 5 over 2.0 innings 5/16 vs. TOL and 5 over 2.2 IP on 5/24 @ STP.
- 2022: Limited to 13 starts for Reading (AA) and went 2-6 with a 5.05 ERA ... s placed on the IL on 6/22 with a right posterior elbow impingement, reinstated on 6/29, recalled by the Phillies and placed on the 60-day IL for the remainder of the season with a right elbow stress reaction.
- 2021: Selected to Philadelphia's 40-man roster in November, recorded a 4.25 ERA (37 ER in 78.1 IP) with 83 K in 20 games (15 starts) between Jersey Shore (A+) and Reading (AA).

SNK (92-94), CB, CH, CUT

CONSECUTIVE BATTERS RETIRED: 0

SCORELESS STREAK: 2.2 IP (5/24)

- 2023: Re-signed with Kansas City as a Minor League Free Agent on March 29 ... opened the season on the Development List for Omaha, activated May 6 for his first appearance of the season and allowed 5 ER on 7/1 in 3.0 IP, rebounded with 4.2 scoreless IP on 5/19 vs. TOL.
- 2022: Signed with Kansas City as a minor league free agent on March 10, 2022 and appeared in 5 games (1 start) for the Royals, going 0-1 with 1 save and a 5.14 ERA (4 ER in 7.0 IP) ... began the season with Omaha and spent most of the year with the Chasers, appearing in 25 games (20 starts) with a 7-7 record and 5.20 ERA.
- 2021: Played overseas for the Kia Tigers of the Korean Baseball Organization ... went 8-3 in 21 starts with a 3.60 ERA (48 ER in 120.0 IP) and 104 K (20.7% of batters faced).

45FB (91-93), CUT, CH, CB

CONSECUTIVE BATTERS RETIRED: 1 (5/6)

SCORELESS STREAK: 0.1 IP (5/6)

- 2023: Has allowed just 1 of 9 inherited runners to score ... 8 of his last 10 appearances were scoreless, with a 1.54 ERA (2 ER in 11.1 IP) over 9 games between 4/26 and 5/21 ... opened the year with a 9.72 ERA (9 ER in 8.1 IP) over his first 7 games.
- 2022: Spent the entire season with Omaha and was named Kansas City's Triple-A Pitcher of the Year with the Storm Chasers, going 5-4 with a team-high-tying 8 saves, a 3.61 ERA (25 ER in 62.1 IP) with 69 strikeouts to just 17 walks (4.06 K/BB) in a team-best 54 relief appearances ... threw the longest scoreless streak in MLB, a stretch of 26.1 innings and 22 appearances from 5/19 to 7/26 in which he did not give up an run, holding opponents to a .183 average (for -93) with 34 strikeouts.
- 2021: Began the season with NW Arkansas (AA), split the season between the Nationals and Omaha, combined for the 3rd-most appearances among KC minor leaguers (47).

SNK (90-93), SW, CUT, CH

CONSECUTIVE BATTERS RETIRED: 1 (5/25)

SCORELESS STREAK: 0.1 IP (5/25)

- 2023: Appeared in 2 Cactus League games for the Royals and produced a 3.00 ERA (1 ER in 3.0 IP) and 1 K.
- 2022: Began the season with NW Arkansas (AA) and pitched 20 starts before being assigned to Omaha on 6/3, where he finished the season, pitched in 17 games (15 starts) for Omaha and went 3-8 with a 5.52 ERA (44 ER in 73.2 IP) ... with the Nationals, was named the Texas League Pitcher of the Week, back-to-back on 5/9 and 5/16, did not allow an earned run in 28.2 innings between 5/1 and 5/26 ... was the Texas League's May Pitcher of the Month right before getting called up to Triple-A.
- 2021: Split the season between Quad Cities (A+) and NW Arkansas (AA), with a break in between to pitch for Team USA at the 2021 WBSC Olympic Baseball Qualifiers ... named an MLB.com Organization All-Star ... among qualified MLB pitchers (96.0 IP), ranked 14th in WHIP, 14th in opponents average (1.98) and 16th in ERA (2.83).

SNK (88-91), CH, CB

CONSECUTIVE BATTERS RETIRED: 1 (5/20)

SCORELESS STREAK: 4.1 IP (5/14 to 5/20)

- 2023: Opened the season with NW Arkansas (AA) and pitched 9.2 scoreless innings with 11 strikeouts across 8 relief outings, allowed 4 H and 4 BB for a 0.83 WHIP and .129 BAA ... assigned to Omaha (AAA) on 5/3 and made his Triple-A debut 5/5 vs. LOU, struck out his first 2 batters in a 1-2-3 7th inning ... allowed runs in first two appearances, last four straight have been scoreless.
- 2022: Opened the season with Quad Cities (A+) and pitched 2.2 scoreless innings with nine strikeouts, across three relief outings ... assigned to NW Arkansas (AA) on 4/21, where he ended the season ... earned decisions in 5 of first 6 outings with Nationals (3W, 1L, 1SV) ... 13 of 33 NWA outings were scoreless, allowed 11 ER or less in 20 of 33 ... made his pro start 6/22 vs. SPR ... was on the Injured List from 8/18 to 9/1, threw scoreless 8th inning in first outing back 9/3.
- MISC: Graduated from the Colorado School of Mines with a mechanical engineering degree, threw 224.2 innings, but also hit .288 with a 1.142 OPS as an outfielder.

SNK (92-93), SL, CH, 45FB

CONSECUTIVE BATTERS RETIRED: 9 (5/20 to 5/24)

SCORELESS STREAK: 8.0 IP (5/13 to 5/24)

- 2023: Appeared in 6 Cactus League games for the Royals in his first MLB Spring Training and went 1-0 with a 4.50 ERA (3 ER in 6.0 IP) and 3 K ... has not allowed an earned run in 14 of his team-best 19 appearances ... threw 2.0 perfect innings 5/6 vs. LOU.
- 2022: Split his first full season in the Twins organization between Wichita (AA) and St. Paul (AAA), earned Minnesota's Minor League All-Star honors as a relief pitcher ... posted a 1.57 ERA (11 ER in 63.0 IP) with 76 strikeouts against 29 walks (10.86 K/9 and 2.62 K/BB) across 50 games between the two levels, the best ERA in 2022 among all MLB relievers that made 50+ appearances and threw a minimum of 60.0 IP.
- 2021: Began the season in the Cardinals organization, acquired by Minnesota via trade on July 30 ... split the year between Peoria (A+) Springfield (AA) and Wichita (A), combining to pitch in 39 games with a 3-1 record and 3.91 ERA (23 ER in 53.0 IP), striking out 69 with 35 walks ... originally drafted by St. Louis in the 16th Round in 2018.

SNK (89-92), SL, 45FB, CH

CONSECUTIVE BATTERS RETIRED: 0

SCORELESS STREAK: 0.0 IP

- 2023: Appeared in 7 Cactus League games for the Royals and went 1-0 with a 3.52 ERA (3 ER in 7.2 IP) and 10 K to just 1 BB ... 7 of 13 appearances have been scoreless ... has not allowed an earned run in his last five outings (5.0 IP), with 7 strikeouts in that span.
- 2022: Made the Opening Day Roster and his MLB debut with Kansas City ... in his first season in the big leagues, started and ended the season with Kansas City ... pitched in 42 games across five stints with the Royals, going 4-2 with a 6.25 ERA (25 ER in 34.1 IP) ... began his career with 5.1 scoreless innings over 6 games, and pitched in 27 of KC's first 56 games during his first stint from Opening Day through 6/9 ... also appeared in 20 games with Omaha (AAA) with a 5.40 ERA (13 ER in 21.2 IP) and 12 scoreless outings.
- 2021: Split the season between NW Arkansas (AA) and Omaha, making a career-high 48 appearances with a career-high 64 strikeouts and 26 walks ... joined the Storm Chasers a week into the season, returned to NWA on June 6, transferred back to Triple-A on August 24 ... posted a 3.15 ERA in 25 Double-A outings before returning to Omaha.

SNK (93-95), SL

CONSECUTIVE BATTERS RETIRED: 3 (5/23)

SCORELESS STREAK: 0.2 IP (5/23)

- 2023: Was the Opening Day starter for NW Arkansas (AA) and made 8 starts for the Nationals, going 5-1 with a 2.13 ERA (10 ER in 42.1 IP) with 5 BB and 48 K (9.6 K/BB, 10.2 K/9) ... 4 of his first 7 starts were scoreless, promoted to Omaha on 5/19 ... allowed 5 ER on 5 H in 2.0 IP in Triple-A debut, 5/24 @ STP.
- 2022: Spent the entire season with NW Arkansas (AA) and went 6-9 over 26 outings (25 starts) with a 5.72 ERA (78 ER in 122.2 IP) and 129 strikeouts, with a team best eight quality starts ... led the Nationals staff in games started (25) and innings pitched (122.2 IP) ... ranked 3rd among Royals farmhands in strikeouts, behind only Alex Marsh (156) and Adrian Alcantara (130), tied 3rd in the organization in games started and 4th in innings pitched.
- 2021: Named Quad Cities (A+) Pitcher of the Year ... across 47 starts, went 6-4 with a 3.75 ERA (39 ER in 93.2 IP), while striking out an organization-best 127 and walking just 5 ... named the high-A Star Left-handed Starting pitcher.

45FB (93-96), CH, CL

CONSECUTIVE BATTERS RETIRED: 1 (5/24)

SCORELESS STREAK: 0.1 IP (5/24)

CAREER HIGHS

IP	17.0	(3x) Last: 5/20/22 vs. Syracuse
K	9	5/30/18 vs. Lake County
BB	4	(6x) Last: 9/25/22 vs. SEATTLE
H	10	(2x) Last: 8/7/21 vs. Hartford
ER	8	(2x) Last: 6/10/18 @ Fort Wayne
NP	97	7/30/18 @ Dayton
IP	3.0	8/31/19 vs. Lansing
K	4	(4x) Last: 9/12/21 @ St. Paul
BB	4	4/10/23 @ TEXAS
H	5	7/4/21 @ Springfield
ER	6	4/10/23 @ TEXAS
NP	38	8/22/18 @ Great Lakes
IP	8.0	6/14/19 @ Columbia
K	10	7/23/19 vs. Potomac
BB	5	(2x) Last: 5/7/22 vs. Columbus
H	10	6/29/22 @ St. Paul
ER	5	(6x) Last: 8/22/22 vs. St. Paul
NP	119	6/14/19 @ Columbia
IP	3.0	(4x) Last: 5/16/21 vs. Cedar Rapids
K	6	5/16/21 vs. Cedar Rapids
BB	4	(2x) Last: 4/8/22 @ Springfield
H	5	8/24/22 vs. Springfield
ER	4	8/24/22 vs. Springfield
NP	50	8/24/22 vs. Springfield
IP	7.0	(4x) Last: 4/19/23 vs. Gwinnett
K	12	6/25/19 vs. Columbia
BB	6	(2x) Last: 5/25/22 @ ARIZONA
H	9	(3x) Last: 4/13/23 @ Iowa
ER	11	4/13/23 @ Iowa
NP	108	9/3/22 @ DETROIT
IP	8.0	(2x) Last: 8/24/19 @ Frisco
K	10	(2x) Last: 7/3/21 @ St. Paul
BB	5	(3x) Last: 5/31/22 @ Indianapolis
H	11	(2x) Last: 6/14/22 @ Iowa
ER	9	6/14/22 @ Iowa
NP	107	6/8/19 vs. Fayetteville
IP	3.1	8/1/18 vs. Aberdeen
K	6	8/8/18 vs. Lowell
BB	5	9/12/21 vs. Rochester
H	5	7/2/18 vs. Brooklyn
ER	5	(2x) Last: 9/6/21 vs. TORONTO
NP	53	8/8/18 vs. Lowell
IP	7.0	8/28/19 vs. Lakeland
K	10	8/13/21 vs. Akron
BB	6	6/9/21 vs. Hartford
H	8	(2x) Last: 4/27/22 @ New Hampshire
ER	6	(2x) Last: 4/27/22 @ New Hampshire
NP	98	6/15/22 vs. Portland
IP	9.0	(2x) Last: 5/26/18 vs. ARIZONA
K	9	(4x) Last: 5/1/22 vs. St. Paul
BB	5	(4x) Last: 6/9/22 vs. Lehigh Valley
H	12	6/13/15 @ Lake Elsinore
ER	8	(3x) Last: 9/20/22 vs. Iowa
NP	118	9/15/17 @ PHILADELPHIA
IP	5.0	6/23/19 vs. Greenville
K	6	7/16/19 @ Rome
BB	3	(2x) Last: 6/13/21 @ Frisco
H	5	(5

OMAHA RELIEVERS			ENTRANCE SITUATION			INNING ENTERING THE GAME											INHERITED RUNNERS			1-2-3 INNINGS		
PITCHER	LAST OMA RELIEF APPEARANCE (IP)		LEAD	TRAIL	TIED	1	2	3	4	5	6	7	8	9	10+	BR INHER.	BR SCORE	% SCORE	TOTAL	POSSIBLE	% 1-2-3	
57	Coleman, Dylan	WED 5/24 @ St. Paul (1.0 IP)	4	4	-	-	-	-	-	-	2	1	5	-	-	-	-	#VALUE!	3	9	33.3%	
31	Cox, Austin	TUE 5/9 @ Scranton/WB (3.0 IP)	-	1	-	-	-	2	-	-	-	-	-	-	-	5	3	60.0%	0	4	0.0%	
55	Dipoto, Jonah	WED 5/24 @ St. Paul (1.0 IP)	2	3	1	-	-	1	1	-	1	1	1	1	-	1	0	0.0%	2	7	28.6%	
37	Kowar, Jackson	THU 5/23 @ St. Paul (2.1 IP)	6	7	-	-	-	-	-	4	4	1	4	-	-	10	5	50.0%	0	16	0.0%	
58	Kriske, Brooks	WED 5/24 @ St. Paul (0.0 IP, L)	8	8	1	-	-	-	-	2	2	6	3	4	-	8	3	37.5%	4	16	25.0%	
46	Martinez, Marcelo	SAT 4/29 @ Nashville (3.2 IP)	2	3	-	-	-	2	1	-	-	2	-	-	-	3	3	100.0%	5	10	50.0%	
48	McArthur, James	WED 5/24 @ St. Paul (2.2 IP)	1	2	1	-	-	-	1	2	1	-	-	-	-	-	-	#VALUE!	1	7	14.3%	
41	Núñez, Andrés	THU 5/23 @ St. Paul (1.0 IP, L)	5	8	4	-	-	-	2	4	5	3	2	-	1	11	1	9.1%	4	16	25.0%	
53	Parrish, Drew	SAT 4/1 @ Indianapolis (3.0 IP)	1	-	-	-	-	-	1	-	-	-	-	-	-	-	-	#VALUE!	2	3	66.7%	
40	Pennington, Walter	WED 5/24 @ St. Paul (1.1 IP)	3	3	-	-	-	-	1	-	4	1	-	-	-	4	2	50.0%	5	9	55.6%	
47	Sisk, Evan	THU 5/23 @ St. Paul (0.2 IP)	6	10	3	-	-	-	-	1	6	6	3	2	1	5	3	60.0%	4	14	28.6%	
43	Snider, Collin	TUE 5/23 @ St. Paul (1.0 IP)	8	7	1	-	-	-	-	-	2	3	9	2	-	5	3	60.0%	2	12	16.7%	
	Quas, Jose	SAT 5/6 vs. Louisville (1.0 IP)	1	-	-	-	-	-	-	-	-	-	-	1	-	-	-	-	0	1	0.0%	
	Dye, Josh	FRI 4/28 @ Nashville (0.2 IP, L)	-	2	1	-	-	1	-	-	-	1	-	1	-	1	1	100.0%	1	3	33.3%	
	Stamont, Josh	WED 4/12 @ Iowa (1.0 IP)	2	2	-	-	-	-	-	-	-	-	-	4	-	-	-	-	1	4	25.0%	
	Taylor, Josh	WED 4/12 @ Iowa (1.0 IP)	3	2	-	-	-	-	-	-	1	2	1	1	-	2	2	100.0%	1	5	20.0%	
	Weiss, Ryan	TUE 5/16 vs. Toledo (1.0 IP)	4	8	-	-	-	-	-	-	-	4	4	4	-	-	-	-	1	11	9.1%	
	Wittgren, Nick	SUN 5/21 vs. Toledo (2.0 IP, W)	13	3	1	-	-	-	-	1	2	1	5	8	-	9	3	33.3%	8	19	42.1%	
			69	73	14	0	0	6	7	14	30	32	37	28	2	64	29	45.3%	44	166	26.5%	

BULLPEN BUDGET: RELIEVER PITCH COUNTS (LAST THREE WEEKS)

DAY OF WEEK	TUE	WED	THU	FRI	SAT	SUN	MON	TUE	WED	THU	FRI	SAT	SUN	MON	TUE	WED	THU	FRI	SAT	SUN
DATE	5/9	5/10	5/11	5/12	5/13	5/14	5/15	5/16	5/17	5/18	5/19	5/20	5/21	5/22	5/23	5/24	5/25	5/26	5/27	5/28
57 Coleman, Dylan		18		12				13		30			42			22				
55 Dipoto, Jonah						22			44			10				21				
37 Kowar, Jackson		45			27						38 (KC)						34			
58 Kriske, Brooks			21		15				24		35					11				
48 McArthur, James				40				39				48				49				
41 Núñez, Andrés			21			13					22		8				29			
40 Pennington, Walter (L)	41				32				23			41				17				
47 Sisk, Evan (L)			28			32				14					35		14			
43 Snider, Collin		15				27		24		5	17				13					

OMAHA STARTING PITCHER SPLITS

PITCHER	GS	W-L	TEAM W-L	R SUPPORT	SUPPORT/START
60 Heasley, Jonathan	9	1-4	5-4	28	3.11
Mayers, Mike	8	2-1	3-5	15	1.88
53 Parrish, Drew	8	1-2	3-5	26	3.25
31 Cox, Austin	6	2-0	4-4	18	3.00
50 Castillo, Max	5	0-5	0-5	5	1.00
52 Lynch, Daniel	4	2-0	3-1	15	3.75
36 Mengden, Daniel	2	0-0	2-0	6	3.00
46 Martinez, Marcelo	1	0-1	0-1	1	1.00
37 Kowar, Jackson	1	0-1	0-1	1	1.00
58 Veneziano, Anthony	1	0-0	0-1	0	0.00
	45			115	2.56

1st Pitch Strikes

FPS	TBF	% FPS
128	205	62.4%
99	160	61.9%
76	138	55.1%
69	124	55.6%
75	114	65.8%
43	75	57.3%
13	36	36.1%
13	22	59.1%
9	14	64.3%
11	13	84.6%
536	901	59.5%

1-2-3 INNINGS

TOTAL	POSSIBLE	% 1-2-3
12	43	27.9%
9	34	26.5%
8	32	25.0%
12	32	37.5%
6	22	27.3%
6	17	35.3%
1	4	25.0%
2	5	40.0%
0	2	0.0%
0	2	0.0%
56	193	29.0%

OMAHA STARTERS VS. RELIEVERS

STARTERS	RELIEVERS
7-14	W-L
6.18	ERA
202.1	INNINGS
235 (40)	HITS (HR)
145 (139)	R (ER)
91	BB
165	K
1.61	WHIP
.294	AVG
	.267

OMAHA STARTING PITCHER/CATCHER MATCHUPS

PITCHER	LOGAN PORTER							JAKSON REETZ							FREDDY FERMIN							TOTALS									
	GS	W-L	ERA	IP	ER	BB	SO	GS	W-L	ERA	IP	ER	BB	SO	GS	W-L	ERA	IP	ER	BB	SO	GS	W-L	ERA	IP	ER	BB	SO			
60 Heasley, Jonathan	4	0-3	6.85	22.1	17	5	18	1	0-0	8.37	4.1	4	1	2	4	1-1	10.20	17.2	21	9	16	-	9	1-4	8.53	44.1	42	15	36		
Mayers, Mike	-	-	-	-	-	-	-	5	2-0	4.91	22.0	12	11	20	3	0-1	10.50	12	14	6	9	-	8	2-1	6.88	34.0	26	17	29		
53 Parrish, Drew	4	0-2	7.50	18.0	15	9	12	2	0-0	2.45	7.1	2	8	9	2	0-0	3.86	7.0	3	3	11	-	8	0-2	5.57	32.1	20	20	32		
31 Cox, Austin	5	1-0	2.57	21.0	6	9	20	2	1-0	0.82	11.0	1	6	9	-	-	-	-	-	-	-	-	7	2-0	1.97	32.0	7	15	29		
50 Castillo, Max	2	0-2	4.66	9.2	6	2	2	1	0-1	8.44	5.1	5	3	3	2	0-2	7.71	9.1	8	5	4	-	5	0-5	6.66	24.1	18	10	9		
52 Lynch, Daniel	1	1-0	0.00	6.0	0	0	5	3	1-0	5.25	12.0	7	3	13	-	-	-	-	-	-	-	-	4	2-0	3.50	18.0	7	3	18		
36 Mengden, Daniel	2	0-0	5.87	7.2	5	4	5	-	-	-	-	-	-	-	-	-	-	-	-	-	-	-	2	0-0	5.87	7.2	5	4	5		
46 Martinez, Marcelo	1	0-1	9.00	5.0	5	1	3	-	-	-	-	-	-	-	-	-	-	-	-	-	-	-	1	0-1	9.00	5.0	5	1	3		
37 Kowar, Jackson	-	-	-	-	-	-	-	-	-	-	-	-	-	-	1	0-1	13.50	2.2	4	4	3	-	1	0-1	13.50	2.2	4	4	3		
58 Veneziano, Anthony	-	-	-	-	-	-	-	1	0-0	22.50	2.0	5	2	1	-	-	-	-	-	-	-	-	1	0-0	22.50	2.0	5	2	1		
Relievers	-	5-5	5.56	79.1	61	43	90	-	3-6	3.79	71.1	30	38	84	-	5-1	4.97	54.1	30	31	57	-	-	13-12	4.79	205.0	109	112	23		
TOTALS	19	7-13	5.43	169.0	102	73	155	15	7-7	4.39	135.1	66	72	141	12	6-6	6.99	103.0	80	58	100	-	46	20-26	5.48	407.1	248	203	396		
	CS/ATT	8/29	PCT	28.57%				CS/ATT	3/18	PCT	16.67%				CS/ATT	3/10	PCT	30.00%				CS/ATT	/	PCT	0.0%						

OMAHA CATCHER PITCHING STATS

CATCHERS	W	L	ERA	GS	SV	IP	H	R	ER	HR	HB	BB	IBB	SO	WHIP	AVG	WP	GDP	TBF	SB	CS	ATT	%CS	PB
14 Logan Porter	7	13	5.43	19	1	169.0	188	116	102	32	14	73	2	155	1.54	.287	7	26	746	21	8	29	27.59%	2
25 Jakson Reetz	7	7	4.39	15	5	135.1	139	73	66	15	9	72	0	141	1.56	.266	12	11	611	15	3	18	16.67%	0
4 Freddy Fermin	6	6	6.99	12	2	103.0	119	85	80	17	8	58	1	100	1.72	.288	9	8	488	7	3	10	30.00%	2

PITCH TIMER VIOLATIONS CALLED ON OMAHA PITCHERS (12)

DATE	PITCHER (# IN '23)	INNING	UMPIRE	COUNT AT CALL	BATTER RESULT (COUNT)	DATE	PITCHER (# IN '23)	INNING	UMPIRE	COUNT AT CALL	BATTER RESULT (COUNT)
1. April 4 vs. Toledo	Marcelo Martinez (1)	▲ 7	Dane Poncsak	0-0	Strikeout Swinging (1-2)						
2. April 7 vs. Toledo	Ryan Weiss (1)	▲ 9	Matt Bates	1-0	Walk (3-0)						
3. April 9 vs. Toledo	Max Castillo (1)	▲ 3	Cody Oakes	0-0	Strikeout Swinging (3-2)						
4. April 18 vs. Gwinnett	Mike Mayers (1)	▲ 5	Takahito Matsuda	0-0	Flyout, F7 (1-0)						
5. April 20 vs. Gwinnett	Max Castillo (2)	▲ 4	Ben Phillips	0-0	Walk (3-1)						
6. April 22 vs. Gwinnett	Drew Parrish (1)	▲ 5	Jose Navas	0-0	Walk (3-1)						
7. April 23 vs. Gwinnett	Evan Sisk (1)	▲ 7	Ben Phillips (2)	0-0	Lineout (1-1)						
8. April 27 @ Nashville	Austin Cox (1)	▼ 3	Mark Bass	1-2	Strikeout Swinging (2-2)						
9. April 30 @ Nashville	Andrés Núñez (1)	▲ 9	Mark Bass (2)	2-0	Walk (3-0)						
10. May 4 vs. Louisville	Drew Parrish (2)	▲ 3	Randy Rosenberg	1-1	Walk (3-2)						
11. May 6 vs. Louisville	Daniel Mengden (1)	▲ 3	Louie Krupa	0-0	RBI Single (1-1)						
12. May 10 @ Scranton/WB	Mike Mayers (2)	▼ 3	Raul Moreno	1-1	Strikeout Looking (3-2)						

CAREER HIGHS

H	5	(2x) Last: 9/15/22 @ Columbus
R	3	(11x) Last: 9/15/22 @ Columbus
HR	2	5/23/19 @ Amarillo
RBI	4	(4x) Last: 9/15/22 @ Columbus
BB	3	(3x) Last: 8/29/21 @ Iowa
SB	4	5/25/23 @ St. Paul
H	3	(18x) Last: 5/6/23 vs. Louisville
R	3	(5x) Last: 9/2/22 @ Tulsa
HR	2	8/10/21 vs. Beloit
RBI	5	6/24/21 @ Beloit
BB	3	(3x) Last: 9/3/22 @ Tulsa
SB	3	7/9/22 vs. Tulsa
H	5	5/28/14 vs. West Virginia
R	4	5/7/21 @ Charlotte
HR	2	5/8/21 @ Charlotte
RBI	5	6/19/18 @ TORONTO
BB	3	(6x) Last: 9/2/21 vs. Memphis
SB	2	(2x) Last: 5/10/14 vs. Asheville
H	4	(5x) Last: 8/18/17 vs. Asheville
R	4	6/26/16 @ Grand Junction
HR	2	7/19/19 @ Amarillo
RBI	5	7/17/22 @ Rochester
BB	3	(4x) Last: 8/2/17 vs. West Virginia
SB	2	7/13/16 vs. Helena
H	6	6/23/19 vs. Billings
R	4	9/3/19 vs. Missoula
HR	2	6/26/22 vs. Columbus
RBI	4	(3x) Last: 6/28/22 @ St. Paul
BB	3	5/7/22 vs. Columbus
SB	3	(2x) Last: 8/8/21 @ Arkansas
H	4	(8x) Last: 9/3/22 @ DETROIT
R	3	(20x) Last: 4/30/23 @ Nashville
HR	2	(2x) Last: 7/10/22 vs. Toledo
RBI	4	(6x) Last: 6/22/22 vs. Columbus
BB	4	7/29/18 @ Ogden
SB	3	5/14/21 vs. Cedar Rapids
H	4	7/6/22 vs. Tulsa
R	4	(2x) Last: 7/17/22 @ Corpus Christi
HR	2	(2x) Last: 6/29/22 @ Amarillo
RBI	6	6/2/21 vs. Beloit
BB	3	(6x) Last: 4/20/23 vs. Gwinnett
SB	1	(17x) Last: 5/7/23 vs. Louisville
H	4	(4x) Last: 5/25/22 @ Louisville
R	4	8/21/19 vs. Salem
HR	2	8/22/19 vs. Salem
RBI	5	(2x) Last: 8/24/21 vs. Springfield
BB	3	(3x) Last: 6/20/19 vs. Frederick
SB	3	(5x) Last: 4/22/22 @ Memphis
H	4	7/26/18 vs. Columbia
R	3	(4x) Last: 9/16/22 vs. Durham
H	3	9/2/21 @ Biloxi
RBI	5	9/2/21 @ Biloxi
BB	3	(3x) Last: 4/29/22 vs. Norfolk
SB	1	(16x) Last: 8/7/22 @ Charlotte
H	5	8/1/21 vs. South Bend
R	4	(2x) Last: 7/15/22 @ Corpus Christi
HR	1	(29x) Last: 4/6/23 vs. Toledo
RBI	5	4/22/22 @ Frisco
BB	3	(4x) Last: 8/5/22 vs. Tulsa
SB	2	(2x) Last: 6/10/22 @ Tulsa
H	4	8/6/19 @ Johnson City
R	3	(4x) Last: 8/1/21 vs. South Bend
HR	2	(3x) Last: 4/5/23 vs. Toledo
RBI	4	(2x) Last: 8/10/21 vs. Beloit
BB	3	(5x) Last: 4/14/23 @ Iowa
SB	1	8/10/21 vs. Beloit
H	3	(19x) Last: 4/1/23 @ Indianapolis
R	3	(8x) Last: 5/29/22 vs. Montgomery
HR	2	(7x) Last: 7/8/22 @ Montgomery
RBI	5	(4x) Last: 4/1/23 @ Indianapolis
BB	3	(4x) Last: 5/29/22 vs. Montgomery
SB	1	(24x) Last: 4/27/23 @ Nashville
H	4	(4x) Last: 6/15/22 @ Lehigh Valley
R	4	6/8/21 @ Portland
HR	2	(4x) Last: 6/21/22 vs. St. Paul
RBI	5	(2x) Last: 6/21/22 vs. St. Paul
BB	4	4/16/22 @ Rochester
SB	4	(2x) Last: 5/4/23 vs. Louisville

QUICK NOTES

2023: Opened the season 7-for-14 @ IND with 6 1B and 1 HR ... leads qualified Omaha hitters with .319 average, .445 OBP, and .907 OPS ... 1st in Minor League baseball with 33 steals (in 36 attempts), stole 4 bases 5/25 @ STP for the first time in his career ... 9 in last 18 games after just 1 in his first 18 games.	ON-BASE BASE STREAK: 8 Games (5/13 to 5/25). 458 (11-for-24). 9BB, 1 HBP
2022: Played in 107 games for Omaha (AAA) but also appeared in five games with Kansas City from May 19 to June 3 ... slashed .301/.367/.486 (110-for-366) for Omaha and led the team in batting average while stealing a career-high 45 bases in Triple-A, a Storm Chasers single-season record ... made his MLB debut May 20 vs. Minnesota, went 2-for-7 over five games ... in September, slashed .436/.480/.689 (41-for-94) with 12 HR (7 2B, 2 3B, 3 HR), 23 RBI and 11 SB, led the league in AVG, OBP and hits in the last half.	
2021: Split the season between NW Arkansas (AA) and Omaha (AAA), slashing a combined .277/.350/.441 (117-for-422) across 117 games with a career-best 41 stolen bases, while hitting 14 home runs and driving in 33 runs ... his 41 steals ranked 12th in MiLB and second in the Royals organization, behind Tyler Tolbert (55).	
HIT STREAK: 3 Games (5/23 to 5/25). 583 (7-for-12). 1 2B, 1 HR	
Ranked by MLB Pipeline as the No. 28 Royals prospect.	
2023: Appeared in 18 Cactus League games for the Royals and slashed .273/.346/.545 (6-for-22) with 2 HR and 6 RBI ... hit first Triple-A HR in 6th inning on 4/12 @ IOW, 2-run HR ... hit pinch-hit 2-run 2B in win on 4/14 and had 3 RBI off the bench in comeback win ... 3-for-3, 2 RBI on his birthday, 5/6 vs. LOU.	
2022: Spent the entire season with NW Arkansas (AA) and reached base in 90 of 109 games (82.57%), reached base multiple times in team-best 56 games ... 1st on team with 33 multi-hit games ... 2 of 12 home runs this season were grand slams, on 4/23 @ Frisco and 5/12 vs. Wichita, both in 5th inning, first two of his pro career ... reached base at least twice in seven straight games from 7/26 to 8/2 ... homered in three straight games, 8/30 to 9/2 ... season-high 12-game on-base streak from 6/24 to 7/9.	
2021: Began his professional career splitting the year between Columbia (A) and Quad Cities (A+), .380 OBP ranked fourth among qualified Royals Minor Leaguers.	
HIT STREAK: 2 Games (5/21 to 5/25). 333 (3-for-9). 1 2B, 1 HR	
2023: Appeared in 18 Cactus League games for the Royals and hit .208 (5-for-24) with 1 2B ... opened the season on Omaha's Injured List, activated on 5/16 and went 2-for-3 with a walk in his Chasers debut, has played just 1 of Omaha's 8 games since begin activated.	
2022: Signed with the Phillies as a free agent on 12/21/2021 and made his third Opening Day roster (first with Philadelphia) ... appeared in 52 games with the Phillies and slashed .237/.297/.316 (26-for-152), missed time with two stints on the 10-day Injured List ... also played 41 games with Lehigh Valley (AAA) and 4 on rehab with Reading (AA), .optioned to Triple-A on 7/30 and played in 35 games between Aug. and Sept. to end the season, DFA'd by Philadelphia on 9/25, outrighted off the 40-man on 9/27, a free agent on 10/6.	
2021: Split the season between Gwinnett Stripes (AAA) and Atlanta, appeared in 15 games for the Braves across seven stints ... led Braves Minor League hitters in hits (126), total bases (215), batting average (.326), slugging percentage (.557) and OPS (.958), while tied for the system lead in triples (4).	
HIT STREAK: 2 Games (5/19 to 5/23). 000 (0-for-6). 2 BB	
2023: Has hits in 21 of 33 games, reached base in his first 9 games of the season ... started 26 of Omaha's last 31 games at shortstop, after playing SS once in his first 7 games and Omaha's first 13 games ... this season in his 12th in the Royals organization, all in the Minors, with 837 games played (173 in Triple-A).	
2022: In his 11th year as a member of the Royals' organization, began the year with Omaha, but assigned to NW Arkansas (AA) on 8/9 and finished the season with the Nationals ... over 59 games with the Storm Chasers, slashed .218/.318/.316 (38-for-174) while playing six different positions (1B, 2B, 3B, SS, LF & RF) ... made at least 10 starts at each SS (150.2 innings), 3B (121.0 innings) and 1B (115.0 innings) ... snapped 0-for-27 streak with Nationals on 8/21 vs. San Antonio ... 15-for-67 over last 20 games after hitless streak ended ... played 800th MiLB game (all in Royals system) on 9/15 vs. Frisco, entered as defensive replacement.	
2021-2023: Has played 803 games in the Royals' minor league system, slashing .232/.311/.312 (606-for-2610), with 29 HR and 271 RBI ... 2013 Dominican Royals Player of the Year ... 143 games with Omaha between 2021 and 2023, hitting .226 over 80 games in 2021 after an early-season promotion from Double-A.	
HIT STREAK: 2 Games (5/19 to 5/23). 000 (0-for-6). 2 BB	
2023: Opened the season on the injured list with a right hamate fracture he suffered in Spring Training, activated from the injured list 5/4 and made his season debut 5/5 ... first hit of the season was a HR in the 3rd inning on 5/9 @ SWB ... has made 4 starts at 2B, 3 at SS, 1 at 3B this year.	
2022: Spent the entire season with Omaha and tied for 1st on the team in triples (4), while ranking 2nd in games played (127), plate appearances (515) and runs (64), 3rd in doubles (22), total bases (151), stolen bases (17) and walks (47), 4th in hits (94) and 5th in RBI (52) ... made starts at a career-high six positions for the Chasers, including 2B, (62 G), 3B, (40 G), SS (6 G) and his first professional appearances in the outfield: in LF (13 G), CF (1 G) and RF (2 G).	
2021: Spent the entire season with NW Arkansas (AA), playing in 108 of the team's 119 regular season games, including 104 starts as the leadoff hitter ... led the Nationals in games played, at-bats (444), runs scored (74) and hits (128) ... led off the game with a hit 32 times, including 10 of his last 19 regular season games.	
HIT STREAK: 2 Games (5/19 to 5/23). 000 (0-for-6). 2 BB	
2023: Made his first Opening Day roster this season with Kansas City, but has hit .058 (3-for-52) in 24 games over two stints with Royals ... optioned to Omaha 4/24, recalled 5/5, optioned again 5/24 ... threw a scoreless inning 4/10 @ TEX, allowed 2 hits and struck out 1, Fastball sat 91-95 ... after opening 0-for-25 with KC, had hits in 21 AB's with OMA, HR in first AB ... solo HR in 2nd inning 4/27 @ NAS, hits in 4 of 6 games with Omaha before being recalled in May.	
2022: Split time in the Minor Leagues between NW Arkansas (AA) and Omaha (AAA) but also appeared in 44 games with Kansas City over three separate stints with the Royals: 7/14-17, 8/4-22 and 9/1 through the end of the regular season ... opened the year in Double-A and made his MLB debut July 14 ... led the majors with a 98.1 mph arm strength ... for the 2nd straight year, saw time at five positions in the Minors (SS, 3B, LF, CF and RF), played in the OF for 27 of his first 29 games, then played 3B for 12 of his last 15 games.	
2021: Began the season with Quad Cities (A+) and played 70 games for the River Bandits, led the team in stolen bases (23) and played in the Arizona Fall League.	
HIT STREAK: 2 Games (5/19 to 5/23). 000 (0-for-6). 2 BB	
Ranked by MLB Pipeline as the No. 8 Royals prospect ... Ranked by Baseball America as the No. 7 Royals prospect	
2023: Has reached base in 36 of 44 games so far this season ... tied for team lead with 10 doubles, 2nd with 22 walks, 3rd with 30 RBI ... hit first Triple-A HR in 6th inning on 4/5 vs. TOL, 3-run HR ... batting .276 (21-for-76) with a .744 OPS in 18 May games after hitting .198 (17-for-86) with a .667 OPS in 23 April games.	
2022: Named Kansas City's George Brett Award inner top position player in the organization and NW Arkansas (AA) began season in Quad Cities (A+), assigned to NW Arkansas 6/14 ... ranked 8th in MiLB in batting average (.326) ... Royals org leader in AVG (.326), SLG (.542) and OPS (.964), 2nd in OBP (.422) ... drove in at least one run in 36 of 73 games since joining the Nationals, reached base in 64 of 73 games (87.67%) ... reached in 28 straight games, 7/30 to 9/3, with .485 OBP.	
2021: Spent his first pro season in Quad Cities (A+), played everyday for the first two months of the season ... placed on the 7-day injured list on 7/14 and then the 60-Day IL 8/2.	
HIT STREAK: 2 Games (5/24 to 5/25). 200 (2-for-10)	
2023: Began the season on the 7-Day Injured List (right elbow strain) ... activated 4/25 and came off the bench to play CF @ NAS, made first start 4/26 ... first 2 hits of the season were both doubles, 4/30 @ NAS ... hit first HR of the year as go-ahead homer in 9th inning on 5/14, hit Omaha's longest HR of the year (443 feet) on 5/18 vs. TOL ... has played in 20 of Omaha's 27 games since being activated, with 10 starts at DH.	
2022: Played in 130 games for Omaha (AAA) and was named the Royals Triple-A Player of the Year but also appeared in six games with Kansas City over two separate stints with the Royals: May 26-30 and July 14-17 ... contract was selected by KC May 26 and made his major league debut that night in Minnesota, starting in CF ... reached base in 34 straight games between 7/26 and 9/2 ... set career highs in 2B (30), HR (28), RBI (85) and R (85) ... finished just two homers shy of a 30/30/30 season (HR/SB/2B).	
2021: Spent the entire year with NW Arkansas (AA), led all Double-A hitters with 40 steals, tied 13th in all of the Minors ... homered twice in the AA-Central Championship Series.	
HIT STREAK: 3 Games (5/24 to 5/25). 250 (2-for-8). 2 BB	
2023: Appeared in 6 Grapefruit League games with Atlanta and went 2-for-6 (.333) with a solo HR ... released by Atlanta on March 28, signed with Kansas City on May 13 and assigned to Omaha on May 23 ... doubled in his first AB with the Chasers, in the 2nd inning in 5/23 @ STP, 1-for-9 over first 3 games.	
2022: Spent the entire season with Gwinnett (AAA) and played in 99 games, hitting .206 (66-for-321) with a .643 OPS ... produced a pair of 2-homer games with the Stripes, on 4/12 vs. NAS and 9/16 vs. DUR ... made 52 starts in RF (450.1 IP), 17 at 1B (150.2 IP), 10 in CF (94.2 IP) and 7 in RF (59.0 IP) ... 14 HR ranked tied 8th in Atlanta's system.	
2021: Spent the entire season with Mississippi (A) and played in 89 games, hitting .216 (59-for-273) with a .808 OPS ... hit 6 HR in 11 games in September, including a career-high 3 @ Biloxi on 9/2 ... went 3-for-18 in the Double-A South Championship series vs. Montgomery, all 3 hits were HR, including a go-ahead solo shot in Game 5.	
MISC: Drafted 49th overall by the Atlanta Braves in 2018 ... teammates with CJ Alexander in the Braves org from 2018-21 ... grew up in the KC area, with Royals season tickets.	
HIT STREAK: 2 Games (5/24 to 5/25). 222 (2-for-9)	
Ranked by MLB Pipeline as the No. 4 Royals prospect ... Ranked by Baseball America as the No. 8 Royals prospect	
2023: Leads team with 34 RBI this season, 23 of them over 20 games in May ... hitting .325 (26-for-80) with a .941 OPS in May after hitting .220 (81-for-82) with a .646 OPS in April ... 12.0% strikeout rate is tied for the 2nd-lowest among qualified Royals Minor League hitters and 3rd of 128 qualified hitters in the league.	
2022: Began the season in NW Arkansas (AA) and reached in 76 of 88 games ... played at least 3 games at 5 positions with the Nationals (2B, 3B, SS, LF, CF) ... called up to Omaha on 8/9 and played 38 games for the Storm Chasers, slashed .216/.280/.359 (33-for-153) with 5 HR and 19 RBI.	
2021: Spent his first pro season with Quad Cities (A+), won the High-A East Central batting title with a .289 average hit for the cycle on 8/1, going 5-for-6 with a walk-off HR.	
HIT STREAK: 9 Games (5/16 to 5/25). 405 (15-for-37). 3 2B, 2 HR	
2023: 6 HR in 17 games in April, but 1 in 19 games in May ... has reached base in 28 of 36 games played with hits in 23 games ... had hits in his first 7 games played and reached base in his first 11 games this season ... hit the 3rd two-HR game of career on 4/5 vs. Toledo.	
2022: Began the season in NW Arkansas (AA) and reached in 66 of 77 games, reached multiple times in 49 games ... assigned to Omaha (AAA) on 8/9 and finished season with Storm Chasers, appeared in 35 games (33 at 1B and hit .301 (34-for-113) with 3 HR and 17 RBI ... combining numbers between Nationals and Chasers, ranked 3RD IN MiLB IN ON-BASE PERCENTAGE (.442) ... combining his AA & AAA numbers, was the Royals system leader in OBP (.442), 2nd in OPS (.918), 3rd in batting average (.301)	
2021: Spent the season with Quad Cities (A+) and slashed .247/.368/.451 (62-for-157) in 77 games ... named a High-A Central post-season All-Star at catcher.	
MISC: Grew up down the street from Surprise Stadium, was a doubler for the AZL Royals the summer of 2011 while in high school, also caught bullpens for the team.	
HIT STREAK: 2 Games (5/24 to 5/25). 222 (2-for-9). 1 BB	
2023: Hit his first professional grand slam in 5th inning on 4/1 @ IND ... 9 of his last 15 hits have been doubles, 13 of 18 hits this season are XBH (4 singles, 9 doubles, 4 homers).	
2022: Signed with Milwaukee in December 2021 and after beginning the year with Biloxi (AA), earned a mid-July promotion to Nashville (AAA) and ended the year with Omaha (AAA) ... across the three teams, slashed .264/.359/.575 (97-for-364) over 104 games, with 30 HR and 82 RBI ... 25 HR in the Brewers system led all hitters in the organization ... despite playing just 62 games with the Shuckers, named the Double-A Southern League's Most Valuable Player and the league's Postseason All-Star at catcher.	
2014-2021: Over 7 Minor League seasons, played 472 games in the Washington Nationals organization and made his MLB debut with the Nationals in July 2021 ... in 2019, was named a Carolina League midseason All-Star and MiLB Organizational All-Star for the Nationals ... named a Baseball America Rookie All-Star in 2014, playing for the GCL Nationals.	
HIT STREAK: 2 Games (5/23 to 5/24). 500 (3-for-6). 1 2B, 1 HR	
Ranked by MLB Pipeline as the No. 21 Royals prospect ... Ranked by Baseball America as the No. 24 Royals prospect	
2023: Opened the Triple-A season with four (4) straight 2-hit games, has 19 multi-hit games of 25 games played this season & hits in 34 of 45 games ... has reached base in 38 of 45 games ... has hit 1st in order in 33 of 45 games he's played @ Omaha's 46, a .333 hitting (22-for-66) with .421 OBP leading off innings ... tied 4th in the league with 56 hits and 22 steals, 5th with 36 runs ... 4th in Triple-A and tied 11th in MiLB in steals ... stole 4 bases on 5/4 vs. LOU.	
2022: Began the season in the Blue Jays organization with Buffalo (AAA) and appeared in 70 games before being acquired by Kansas City at the 2022 Trade Deadline with RHP Max Castillo in exchange for Whit Merrifield, but did not play the rest of the season due to a pre-existing injury (left oblique strain) ... stole 9 bases in 21 games for the Surprise Saguaros in the Arizona Fall League after the conclusion of the Minor League season ... added to KC 40-man roster on 11/10/22 ... traded from CLE to TOR on 7/31/2017.	
HIT STREAK: 2 Games (5/24 to 5/25). 444 (4-for-9). 1 2B	
ON-BASE BASE STREAK: 12 Games (5/12 to 5/25). 340 (17-for-50). 7 BB, 2 HBP	

16 DAIRON BLANCO

OUTFIELDER • R/R • 6'0" • 200 • 4/26/1993 (30)
Signed 1/25/2023 as an Undrafted Free Agent (Georgia)
Born: Florida, Cuba • Resides: Miami, Florida

3 TUCKER BRADLEY

OUTFIELDER • L/L • 6'0" • 195 • 5/6/1998 (24)
Signed 6/23/2020 as an Undrafted Free Agent (Georgia)
Born/Resides: Chickamauga, Georgia

12 JOHAN CAMARGO

INFIELDER • S/R • 6'0" • 205 • 12/13/1993 (30)
Signed 1/25/2023 as a Minor League Free Agent
Born/Resides: Panama City, Panama

17 ANGELO CASTELLANO

INFIELDER • R/R • 6'0" • 165 • 1/13/1995 (28)
Signed 7/16/2011 as an International Free Agent
Born/Resides: San Diego, Venezuela

6 CLAY DUNGAN

INFIELDER • L/R • 6'1" • 195 • 6/2/1996 (26)
2019 MLB Draft—Round 9 (Indiana State)
Born: Muncie, Indiana • Resides: Alexandria, Indiana

24 NATE EATON

INFIELD/OUTFIELD • R/R • 5'11" • 200 • 12/22/1996 (26)
2018 MLB Draft—Round 21 (VMI)
Born/Resides: Chester, Virginia

28 TYLER GENTRY

OUTFIELDER • R/R • 6'2" • 215 • 2/1/1999 (24)
2020 MLB Draft—Round 3 (Alabama)
Born: Memphis, Tenn. • Resides: Arlington, Tenn.

18 BREWER HICKLEN

OUTFIELDER • R/R • 6'2" • 220 • 2/9/1996 (27)
2017 MLB Draft—Round 7 (Alabama at Birmingham)
Born/Resides: Huntsville, Alabama

38 GREYSON JENISTA

INFIELD/OUTFIELD • L/R • 6'2" • 210 • 12/7/1996 (26)
Signed 5/13/2023 as a Minor League Free Agent
Drafted by Atlanta—2018, 2nd Round (Wichita State)
Born: Lawrence, Kansas • Resides: Cypress, Texas

13 NICK LOFTIN

INFIELD/OUTFIELD • R/R • 6'1" • 200 • 10/6/1995 (26)
2020 MLB Draft—Round 1/32nd OVERALL (Baylor)
Born: Corpus Christi, Texas • Resides: Surprise, Ariz.

14 LOGAN PORTER

CATCHER/INFIELDER • R/R • 6'0" • 200 • 7/12/1995 (27)
Signed 6/21/2018 as an Undrafted Free Agent (Dixie State)
Born: Phoenix, Texas • Resides: Surprise, Arizona

25 JAKSON REETZ

CATCHER • R/R • 6'0" • 215 • 1/3/1996 (27)
Signed 12/12/2022 as a Minor League Free Agent
Drafted by Washington—2014, 3rd Round (Norris HS)
Born: Hickman, Nebraska • Resides: Elkhorn, Nebraska

0 SAMAD TAYLOR

INFIELD/OUTFIELD • R/R • 5'10" • 160 • 7/11/1998 (24)
Traded from Toronto—8/22/2022
Drafted by Cleveland—2013, 10th Round (Corona HS)
Born: Corona, California • Resides: Sioux Falls, South Dakota

SO NICE, THEY DID IT TWICE (OR MORE)	MULTI-HIT GAMES					MULTI-RUN GAMES					MULTI-RBI GAMES					MULTI-BB GAMES					MULTI-K GAMES					MULTI-SB GAMES				
	2	3	4	5+	T	2	3	4	5+	T	2	3	4	5+	T	2	3	4	5+	T	2	3	4	5+	T	2	3	4	5+	T
19 Alexander, CJ	5	2	-	-	7	3	1	-	-	4	2	-	-	-	2	-	-	-	-	-	11	1	-	-	12	-	-	-	-	-
16 Blanco, Dairon	6	4	-	-	10	8	-	-	-	8	2	-	-	-	2	4	1	-	-	5	2	2	-	-	4	5	1	1	-	7
3 Bradley, Tucker	4	2	-	-	6	3	1	-	-	4	2	2	-	-	4	4	-	-	-	4	1	-	1	-	2	2	-	-	-	2
12 Camargo, Johan	1	-	-	-	1	-	-	-	-	-	-	-	-	-	-	-	-	-	-	-	-	-	-	-	-	-	-	-	-	-
17 Castellano, Angelo	4	-	-	-	4	4	-	-	-	4	3	1	-	-	4	2	1	-	-	3	4	1	-	-	5	-	-	-	-	-
6 Dungan, Clay	1	-	-	-	1	-	1	-	-	1	1	-	-	-	1	1	-	-	-	1	2	-	-	-	2	-	-	-	-	-
24 Eaton, Nate	3	-	-	-	3	-	1	-	-	1	1	-	-	-	1	-	-	-	-	-	2	-	-	-	2	1	-	-	-	1
Fermin, Freddy	1	1	1	-	3	3	1	-	-	4	2	1	-	-	4	2	1	-	-	3	2	-	-	-	2	-	-	-	-	-
Garcia, Maikel	4	1	-	-	5	2	-	-	-	2	2	2	-	-	4	3	1	-	-	4	2	1	-	-	3	-	-	-	-	-
28 Gentry, Tyler	10	1	-	-	11	2	1	-	-	3	2	2	-	-	4	2	1	-	-	3	5	4	-	-	9	-	-	-	-	-
18 Hicklen, Brewer	4	-	-	-	4	2	-	-	-	2	1	1	-	-	2	2	-	-	-	2	6	-	-	-	6	-	-	-	-	-
38 Jenista, Greyson	-	-	-	-	-	-	-	-	-	-	-	-	-	-	-	-	-	-	-	-	-	1	-	-	1	-	-	-	-	-
13 Loftin, Nick	10	2	1	-	13	3	-	-	-	3	2	7	1	-	10	-	-	-	-	-	4	-	-	-	4	-	-	-	-	-
Lopez, Nicky	1	-	-	-	1	-	-	-	-	-	-	-	-	-	-	1	-	-	-	1	-	-	-	-	-	-	-	-	-	-
14 Porter, Logan	7	2	-	-	9	4	-	-	-	4	3	1	-	-	4	3	1	-	-	4	11	4	-	-	15	-	-	-	-	-
Pratto, Nick	-	1	-	-	1	1	-	-	-	1	2	-	-	-	2	3	-	-	-	3	2	1	-	-	3	-	-	-	-	-
25 Reetz, Jakson	3	1	-	-	4	-	-	-	-	-	1	-	-	-	1	2	2	-	-	2	3	2	1	-	6	-	-	-	-	-
Reyes, Franmil	1	-	-	-	1	1	-	-	-	1	1	-	-	-	1	-	-	-	-	-	1	1	-	-	2	-	-	-	-	-
0 Taylor, Samad	16	3	-	-	19	6	2	-	-	8	7	2	-	-	9	4	-	-	-	4	11	1	-	-	12	2	1	1	-	4
Waters, Drew	1	-	3	-	4	2	2	-	-	4	1	1	-	-	2	1	-	-	-	1	1	2	-	-	3	-	-	-	-	-
	82	20	5	0	107	44	10	0	0	54	35	20	1	2	58	34	6	0	0	40	70	21	2	0	93	10	2	2	0	14

HITTING STREAKS												ON-BASE STREAKS											
PLAYER	CURRENT	LONGEST	DATES/RESULTS									CURRENT	LONGEST	DATES/RESULTS									
			START	END	AVG	2B	3B	HR	RBI	OPS				START	END	AVG	2B	HR	BB	HBP	OBP		
16 Blanco, Dairon	3	5 (2x)	5/5	5/11	.471 (8-17)	1	1	1	2	1.374		8	8	5/13	5/25	.458 (11-24)	1	1	9	2	.629		
3 Bradley, Tucker	2	3	4/6	4/8	.500 (4-8)	0	1	0	0	1.417		2	5	4/6	4/12	.364 (8-22)	3	3	1	0	.391		
17 Castellano, Angelo	-	3 (3x)	5/16	5/19	.455 (5-11)	1	0	1	4	1.356		-	9	4/1	4/19	.320 (8-25)	2	2	6	0	.438		
6 Dungan, Clay	-	3	5/12	5/17	.444 (4-9)	1	0	0	2	1.171		2	6	5/5	5/17	.313 (5-16)	1	1	6	1	.522		
24 Eaton, Nate	-	3	4/29	5/2	.417 (5-12)	2	0	0	1	1.083		-	5	4/27	5/2	.368 (7-19)	2	1	3	0	.455		
28 Gentry, Tyler	2	5	4/5	4/9	.350 (7-20)	1	0	1	6	.967		3	9 (2x)	4/12	4/23	.167 (5-30)	1	1	9	2	.390		
18 Hicklen, Brewer	-	3	5/13	5/18	.455 (5-11)	1	0	2	5	1.591		2	6	4/30	5/7	.190 (4-21)	2	0	5	0	.346		
38 Jenista, Greyson	-	-	-	-	-	-	-	-	-	-		-	-	-	-	-	-	-	-	-	-		
13 Loftin, Nick	9	9	5/16	5/25	.405 (15-37)	3	0	2	14	1.114		13	13	5/10	5/25	.327 (17-52)	4	2	8	0	.403		
14 Porter, Logan	2	7	4/1	4/12	.370 (10-27)	2	0	4	7	1.268		2	11	4/1	4/20	.333 (13-39)	4	5	6	0	.413		
25 Reetz, Jakson	2	6	4/23	5/7	.350 (7-20)	4	0	2	4	1.285		2	6	4/23	5/7	.350 (7-20)	4	2	2	1	.435		
0 Taylor, Samad	2	7	5/12	5/19	.400 (12-30)	3	0	2	8	1.186		12	14	4/7	4/26	.328 (19-58)	4	1	6	1	.400		

BOLD indicates longest streak in 2023 among active players

Italics indicates longest personal streak is active

PITCHES/PLATE APPEARANCE & PLATE APPEARANCE DEPTH									PINCH-HITTING LOG (8)					
PLAYER	AVG. P/PA	TOTAL PA	TOTAL P	LONGEST PA (#)	DATE	INN.	PITCHER	RESULT	#	DATE	INNING	PINCH HITTER	HITTING FOR	RESULT
16 Blanco, Dairon	3.63	147	534	10 (2x)	5/13 @ SWB	▲ 2	Tanner Tully	Walk	1.	4/5 vs. Toledo	▼ 9	CJ Alexander	Angelo Castellano	Fielder's Choice (4-6)
3 Bradley, Tucker	3.93	96	377	10	4/29 @ NAS	▲ 3	Robert Stock	Groundout (4-3)	2.	4/14 @ Iowa	▲ 8	Tucker Bradley	Angelo Castellano	2-RBI Double
12 Camargo, Johan	5.00	5	25	7	5/16 vs. TOL	▼ 3	Layne Henderson	Single	3.	4/18 vs. Gwinnett	▼ 9	Tucker Bradley	Angelo Castellano	Strikeout Looking
17 Castellano, Angelo	4.10	128	525	10	4/18 vs. GWN	▼ 3	Michael Soroka	Strikeout Swinging	4.	4/29 @ Nashville	▲ 8	Logan Porter	CJ Alexander	Strikeout Swinging
6 Dungan, Clay	4.46	35	156	9 (2x)	5/17 vs. TOL	▼ 3	Seth Elledge	Walk	5.	5/7 vs. Louisville	▼ 9	CJ Alexander	Angelo Castellano	Groundout (4-3)
24 Eaton, Nate	4.30	27	116	10	4/29 @ NAS	▲ 7	Pedro Fernandez	Flyout (F9)	6.	5/10 @ Scranton/WB	▲ 8	CJ Alexander	Angelo Castellano	Strikeout Swinging
28 Gentry, Tyler	4.19	203	850	9	5/5 vs. LOU	▼ 7	Hunter Strickland	Flyout (F8)	7.	5/12 @ Scranton/WB	▲ 8	Brewer Hicklen	Tucker Bradley	Flyout (F9)
18 Hicklen, Brewer	3.84	74	284	7 (5x)	5/25 @ STP	▲ 8	Oliver Ortega	Walk	8.	5/20 vs. Toledo	▼ 9	Tucker Bradley	Angelo Castellano	Strikeout Swinging
38 Jenista, Greyson	3.90	10	39	6 (3x)	5/25 @ STP	▲ 6	Aaron Sanchez	Lineout (L8)	9.					
13 Loftin, Nick	3.31	183	605	8 (2x)	4/14 @ IOW	▲ 8	Manuel Rodriguez	Groundout (3-1)	10.					
14 Porter, Logan	4.24	149	632	8 (8x)	5/24 @ STP	▲ 3	Brent Headrick	Walk	11.					
25 Reetz, Jakson	4.00	74	296	13	4/21 vs. GWN	▼ 2	Allan Winans	Strikeout Swinging	12.					
0 Taylor, Samad	3.92	220	862	9	4/25 @ NAS	▲ 1	Robert Gasser	Strikeout Looking	13.					
	3.92	1,409	5,520											
Omaha Pinch Hitters: 1-for-8, 2B, 2 RBI, 4 K														

Omaha Pinch Hitters: 1-for-8, 2B, 2 RBI, 4 K

Most-Used Pinch Hitter:

CJ Alexander & Tucker Bradley (3x)

Most Frequently Pinch-Hit For:

Angelo Castellano (6x)

PITCH TIMER VIOLATIONS CALLED ON OMAHA HITTERS (1)

DATE	INNING	UMPIRE	HITTER	COUNT AT CALL	BATTER RESULT (COUNT)
1. April 12 @ Iowa	▲ 9	Tom Hanahan	Samad Taylor (1)	0-1	Single (0-2)
2.					
3.					
4.					
5.					
6.					
7.					

HR #	PLAYER (SEASON #)	GM # - DATE	OPPONENT	PITCHER	PITCH TYPE	DIRECTION	ON BASE	INNING	OUTS	COUNT	SCORE	FINAL	DISTANCE	EXIT VELO	LAUNCH ANGLE
1.	Logan Porter (1)	2 - April 1	@ Indianapolis	Caleb Smith (L)	4-seam FB	LF	0	▲4	1	2-2	3-0	W, 12-1	417 ft	106.6 mph	32°
2.	Jakson Reetz (1)	2 - April 1	@ Indianapolis	Caleb Smith (L)	Slider	LF	3	▲5	2	2-1	8-0	W, 12-1	408 ft	103.9 mph	25°
3.	Dairon Blanco (1)	3 - April 2	@ Indianapolis	Mike Burrows	4-seam FB	LCF	0	▲5	2	3-2	1-3	W, 8-3	411 ft	105.2 mph	23°
4.	Samad Taylor (1)	3 - April 2	@ Indianapolis	J.C. Flowers	4-seam FB	LF	0	▲8	0	2-1	2-3	W, 8-3	334 ft	104.5 mph	22°
5.	Nick Loftin (1)	3 - April 2	@ Indianapolis	Daniel Zamora (L)	4-seam FB	LF	2	▲8	1	1-2	5-3	W, 8-3	362 ft	97.2 mph	29°
6.	Maikel Garcia (1)	4 - April 4	vs. Toledo	Alex Faedo	4-seam FB	RF	0	▼1	1	2-1	1-0	L, 9-2	349 ft	94.3 mph	35°
7.	Tyler Gentry (1)	5 - April 5	vs. Toledo	Tyler Holton (L)	Cutter	CF	2	▼6	0	2-0	3-1	L, 7-6	417 ft	106.5 mph	27°
8.	Logan Porter (2)	5 - April 5	vs. Toledo	Tyler Holton (L)	Slider	LF	0	▼6	0	3-1	4-1	L, 7-6	346 ft	103.3 mph	37°
9.	Logan Porter (3)	5 - April 5	vs. Toledo	Matt Wisler	4-seam FB	RCF	0	▼8	0	2-2	5-6	L, 7-6	364 ft	94.7 mph	34°
10.	Nick Loftin (2)	6 - April 6	vs. Toledo	Brenan Haniffee	Slider	LCF	0	▼2	0	2-2	1-1	L, 8-5	401 ft	101.8 mph	32°
11.	CJ Alexander (1)	6 - April 6	vs. Toledo	Brenan Haniffee	Sinker	CF	0	▼4	1	2-2	3-6	L, 8-5	409 ft	101.1 mph	35°
12.	Logan Porter (4)	7 - April 7	vs. Toledo	Reese Olson	4-seam FB	LF	0	▼3	0	3-2	5-2	W, 9-4	395 ft	104.3 mph	45°
13.	Freddy Fermin (1)	8 - April 8	vs. Toledo	Will Vest	Slider	CF	3	▼3	2	0-0	6-1	W, 13-8	401 ft	102.1 mph	42°
14.	Angelo Castellano (1)	8 - April 8	vs. Toledo	Will Vest	4-seam FB	LCF	1	▼4	0	2-0	8-1	W, 13-8	401 ft	102.8 mph	33°
15.	Freddy Fermin (2)	8 - April 8	vs. Toledo	Ashton Goudeau	Changeup	CF	1	▼5	0	1-1	10-1	W, 13-8	428 ft	105.9 mph	28°
16.	CJ Alexander (2)	8 - April 8	vs. Toledo	Ashton Goudeau	Changeup	LF	0	▼7	0	1-0	11-8	W, 13-8	351 ft	92.4 mph	43°
17.	Angelo Castellano (2)	9 - April 9	vs. Toledo	Alex Faedo	4-seam FB	LF	0	▼3	1	0-0	1-0	L, 8-2	373 ft	98.0 mph	25°
18.	Samad Taylor (2)	10 - April 11	@ Iowa	Roenis Elias (L)	4-seam FB	CF	2	▲5	2	0-2	3-9	L, 9-6	405 ft	100.9 mph	25°
19.	Freddy Fermin (3)	10 - April 11	@ Iowa	Brandon Hughes (L)	4-seam FB	LF	1	▲6	2	0-1	6-9	L, 9-6	398 ft	100.3 mph	33°
20.	CJ Alexander (3)	11 - April 12	@ Iowa	Riley Thompson	Changeup	RF	0	▲2	0	1-0	2-1	W, 10-6	394 ft	104.3 mph	24°
21.	Tyler Gentry (2)	11 - April 12	@ Iowa	Riley Thompson	Slider	LF	0	▲3	2	1-2	3-1	W, 10-6	393 ft	103.3 mph	26°
22.	Tucker Bradley (1)	11 - April 12	@ Iowa	Rowan Wick	4-seam FB	RCF	1	▲6	2	1-1	7-3	W, 10-6	392 ft	98.2 mph	29°
23.	Nick Loftin (3)	11 - April 12	@ Iowa	Anthony Kay (L)	Slider	CF	0	▲8	0	2-1	8-6	W, 10-6	420 ft	104.3 mph	28°
24.	Nick Loftin (4)	12 - April 13	@ Iowa	Nick Neidert	4-seam FB	LF	0	▲4	2	3-2	1-11	L, 14-1	370 ft	100.4 mph	38°
25.	Nick Pratto (1)	15 - April 19	vs. Gwinnett	Beau Burrows	Slider	CF	0	▼2	0	1-2	1-1	L, 6-2	399 ft	100.2 mph	26°
26.	Logan Porter (5)	15 - April 19	vs. Gwinnett	Beau Burrows	Slider	LF	0	▼4	1	1-2	2-3	L, 6-2	350 ft	94.9 mph	50°
27.	CJ Alexander (4)	17 - April 21	vs. Gwinnett	Allan Winans	Changeup	RF	0	▼2	2	0-0	1-1	L, 7-3	395 ft	96.2 mph	37°
28.	Nick Pratto (2)	18 - April 22	vs. Gwinnett	Dylan Dodd (L)	Changeup	RF	1	▼1	2	3-1	2-0	L, 5-2	350 ft	88.4 mph	39°
29.	Nate Eaton (1)	22 - April 27	@ Nashville	Janson Junk	Sweeper	LF	0	▲2	2	2-2	1-0	W, 2-1	403 ft	103.0 mph	32°
30.	Freddy Fermin (4)	24 - April 29	@ Nashville	Robert Stock	4-seam FB	RCF	2	▲1	1	3-1	4-0	L, 6-5 (10)	381 ft	104.3 mph	23°
31.	Tyler Gentry (3)	25 - April 30	@ Nashville	Robert Gasser (L)	4-seam FB	LF	1	▲3	2	1-0	2-1	W, 10-6	391 ft	100.6 mph	33°
32.	Logan Porter (6)	25 - April 30	@ Nashville	Robert Gasser (L)	Slider	LF	0	▲4	0	2-1	3-1	W, 10-6	389 ft	102.3 mph	29°
33.	Freddy Fermin (5)	25 - April 30	@ Nashville	Robert Gasser (L)	Changeup	LF	0	▲5	1	2-0	5-1	W, 10-6	368 ft	94.8 mph	35°
34.	Nick Loftin (5)	28 - May 4	vs. Louisville	Silvino Bracho	Slider	LF	0	▼7	0	0-0	8-11	L, 12-10	365 ft	101.1 mph	19°
35.	Jakson Reetz (2)	29 - May 5	vs. Louisville	Brandon Williamson (L)	4-seam FB	LF	1	▼2	1	0-0	2-1	W, 6-2	346 ft	100.2 mph	27°
36.	Nick Loftin (6)	29 - May 5	vs. Louisville	Brandon Williamson (L)	Slider	CF	0	▼6	0	0-0	3-1	W, 6-2	395 ft	105.6 mph	24°
37.	Angelo Castellano (3)	30 - May 6	vs. Louisville	Ryan Nutof	Curveball	LF	1	▼7	2	2-2	8-8	W, 11-9	376 ft	95.2 mph	29°
38.	Jakson Reetz (3)	31 - May 7	vs. Louisville	Andrew Abbott (L)	Changeup	LF	0	▼4	1	2-0	1-0	L, 4-3	426 ft	104.4 mph	32°
39.	Franmil Reyes (1)	31 - May 7	vs. Louisville	Andrew Abbott (L)	Curveball	LCF	1	▼5	2	3-2	3-0	L, 4-3	389 ft	100.8 mph	29°
40.	Clay Dungan (1)	32 - May 9	@ Scranton/WB	Mitch Spence	4-seam FB	RCF	0	▲3	0	1-00	2-2	L, 14-2	388 ft	104.0 mph	28°
41.	Dairon Blanco (2)	33 - May 10	@ Scranton/WB	Luis Severino	Changeup	LF	0	▲3	0	0-1	1-1	L, 4-3	377 ft	99.6 mph	24°
42.	CJ Alexander (5)	34 - May 11	@ Scranton/WB	Colten Brewer	Slider	CF	0	▲9	0	1-1	3-1	W, 4-3 (11)	422 ft	106.4 mph	23°
43.	CJ Alexander (6)	36 - May 13	@ Scranton/WB	Greg Weissert	Sweeper	RF	0	▲6	1	0-0	4-3	L, 8-6	377 ft	102.7 mph	39°
44.	CJ Alexander (7)	37 - May 14	@ Scranton/WB	Mitch Spence	4-seam FB	RCF	0	▲2	0	3-2	1-1	W, 6-3	416 ft	109.9 mph	24°
45.	Brewer Hicklen (1)	37 - May 14	@ Scranton/WB	D.J. Snelten (L)	Changeup	LF	0	▲9	0	2-1	4-3	W, 6-3	344 ft	109.5 mph	25°
46.	Samad Taylor (3)	37 - May 14	@ Scranton/WB	D.J. Snelten (L)	4-seam FB	RCF	1	▲9	2	3-1	6-3	W, 6-3	346 ft	95.2 mph	29°
47.	Samad Taylor (4)	39 - May 17	vs. Toledo	Zach Logue (L)	4-seam FB	RCF	1	▼1	0	0-1	2-1	W, 16-8	372 ft	100.0 mph	30°
48.	Logan Porter (7)	39 - May 17	vs. Toledo	Zach Logue (L)	4-seam FB	LF	1	▼1	0	0-0	4-1	W, 16-8	401 ft	102.3 mph	38°
49.	Angelo Castellano (4)	39 - May 17	vs. Toledo	Miguel Del Pozo (L)	4-seam FB	LF	1	▼5	2	1-0	10-5	W, 16-8	385 ft	99.2 mph	26°
50.	Brewer Hicklen (2)	40 - May 18	vs. Toledo	Miguel Diaz	Sinker	LCF	2	▼8	0	2-0	9-0	W, 9-0	443 ft	108.4 mph	32°
51.	Drew Waters (1)	43 - May 21	vs. Toledo	Ashton Goudeau	4-seam FB	RCF	0	▼3	0	1-1	1-2	W, 8-4	408 ft	108.7 mph	29°
52.	Drew Waters (2)	43 - May 21	vs. Toledo	Ashton Goudeau	Changeup	LCF	1	▼4	1	2-0	4-3	W, 8-4	366 ft	99.5 mph	32°
53.	Tucker Bradley (2)	43 - May 21	vs. Toledo	Seth Elledge	Sinker	LCF	1	▼6	0	1-1	6-4	W, 8-4	388 ft	100.5 mph	28°
54.	Jakson Reetz (4)	43 - May 21	vs. Toledo	Braden Bristo	Sweeper	LF	0	▼7	0	2-1	8-4	W, 8-4	412 ft	104.1 mph	36°
55.	Dairon Blanco (3)	44 - May 23	@ St. Paul	Simeon Woods Richardson	4-seam FB	CF	0	▲4	1	1-1	4-0	W, 6-1	455 ft	104.5 mph	28°
56.	Nick Loftin (7)	45 - May 24	@ St. Paul	Brent Headrick (L)	Changeup	LF	2	▲3	1	2-2	3-5	L, 6-5	433 ft	103.7 mph	24°
57.	Nick Loftin (8)	46 - May 25	@ St. Paul	Cody Laweryson	Sweeper	LF	2	▲7	0	1-2	4-4	L, 8-6	357 ft	97.3 mph	22°

HOME RUN BREAKDOWN

PLAYER	2023 TOTAL	HOME ROAD		RHP LHP		OUTS			RUNNERS ON				TIED GAME	GO AHEAD	DIRECTION					BESTS		DATE	OPPONENT	LAST			
						0	1	2	0	1	2	3			LF	LCF	CF	RCF	RF	FT	MPH			PITCHER	KIND	INN	PA SINCE
Nick Loftin	8	3	5	4	4	5	2	1	5	-	3	-	2	1	5	1	2	-	-	433	105.6	5/25	@ St. Paul	C. Laweryson	3-Run	▲ 7	1
Logan Porter	7	5	2	3	4	5	2	-	6	1	-	-	-	-	6	-	-	1	-	417	106.6	5/17	vs. Toledo	Z. Logue	2-Run	▼ 1	14
CJ Alexander	7	3	4	7	-	4	2	1	7	-	-	-	2	2	1	-	2	1	3	422	109.9	5/14	@ Scranton/WB	M. Spence	Solo	▲ 2	20
Freddy Fermin	5	2	3	3	2	1	2	2	1	2	1	1	-	-	2	-	2	1	-	428	105.9	4/30	@ Nashville	R. Gasser	Solo	▲ 5	2
Jakson Reetz	4	3	1	1	3	1	2	1	2	1	-	1	-	2	4	-	-	-	-	426	104.4	5/21	vs. Toledo	B. Bristo	Solo	▼ 7	4
Angelo Castellano	4	4	-	3	1	1	1	2	1	3	-	-	1	1	3	1	-	-	-	401	102.8	5/17	vs. Toledo	M. Del Pozo	2-Run	▼ 5	26
Samad Taylor	4	1	3	1	3	2	-	2	1	2	1	-	-	1	1	-	1	2	-	405	104.5	5/17	vs. Toledo	Z. Logue	2-Run	▼ 1	44
Dairon Blanco	3	-	3	3	-	1	1	1	3	-	-	-	-	1	1	1	1	-	-	455	105.2	5/23	@ St. Paul	S. Woods Richardson	Solo	▲ 4	12
Tyler Gentry	3	1	2	1	2	1	-	2	1	1	1	-	-	2	2	-	1	-	-	417	106.5	4/30	@ Nashville	R. Gasser	2-Run	▲ 3	14
Tucker Bradley	2	1	1	2	-	1	-	1	-	2	-	-	-	1	-	1	-	1	-	392	100.5	5/21	vs. Toledo	S. Elledge	2-Run	▼ 6	6
Drew Waters	2	2	-	2	-	1	1	-	1	1	-	-	-	1	-	1	-	1	-	408	108.7	5/21	vs. Toledo	A. Goudeau	2-Run	▼ 4	12
Brewer Hicklen	2	1	1	1	1	2	-	-	1	-	1	-	-	1	1	1	-	-	-	443	109.5	5/18	vs. Toledo	M. Diaz	3-Run	▼ 8	15
Nick Pratto	2	2	-	1	1	1	-	1	1	1	-	-	1	1	-	-	1	-	1	399	100.2	4/22	@ Scranton/WB	D. Dodd	2-Run	▼ 1	19
Clay Dungan	1	-	1	1	-	1	-	-	1	-	-	-	1	-	-	-	-	1	-	388	104.0	5/9	@ Scranton/WB	M. Spence	Solo	▲ 3	31
Franmil Reyes	1	1	-	-	1	-	-	1	-	1	-	-	-	-	-	1	-	-	-	389	100.8	5/7	vs. Louisville	A. Abbott	2-Run	▼ 5	1
Nate Eaton	1	-	1	1	-	-	-	1	1	-	-	-	-	1	1	-	-	-	-	403	103.0	4/27	@ Nashville	J. Junk	Solo	▲ 2	26
Maikel Garcia	1	1	-	1	-	-	1	-	1	-	-	-	-	1	-	-	-	-	1	349	94.3	4/4	vs. Toledo	A. Faedo	Solo	▼ 1	94
	57	30	27	35	22	27	14	16	33	15	7	2	7	16	27	7	10	8	5								

INNING DISTRIBUTION

1st Inning	2nd Inning	3rd Inning	4th Inning	5th Inning	6th Inning	7th Inning	8th Inning	9th Inning	10th Inning	11th Inning
5	7	9	9	7	7	5	5	3	-	-

NOTABLE STORM CHASERS HOME RUNS

BACK-TO-BACK HOMERS (1)		2-HOMER GAMES (3)		3-HOMER GAMES (0)		GRAND SLAMS (2)	
PLAYERS	DATE/OPPONENT (INN.)	PLAYER (CAREER NO.)	DATE/OPPONENT	PLAYER (CAREER NO.)	DATE/OPPONENT	PLAYER (CAREER NO.)	DATE/OPPONENT (INN.)
Tyler Gentry & Logan Porter	4/5 vs. Toledo (6th)	Logan Porter (3rd)	4/5 vs. Toledo			Jakson Reetz (1st)	4/1 @ Indianapolis (5th)
		Freddy Fermin (4th)	4/8 vs. Toledo			Freddy Fermin (3rd)	4/8 vs. Toledo (3rd)
		Drew Waters (3rd)	5/21 vs. Toledo				

LEADOFF HOMERS (0)		INSIDE-THE PARK HOMERS (0)		PINCH-HIT HOMERS (0)		WALK-OFF HOMERS (0)	
PLAYER (CAREER NO.)	DATE/OPPONENT	PLAYER (CAREER NO.)	DATE/OPPONENT (INN.)	PLAYER (CAREER NO.)	DATE/OPPONENT (INN.)	PLAYER	DATE/OPPONENT

HOME RUN SITUATION	# OF	DATE OF LAST	BATTER ('23 HR #)	PITCHER	COUNT	RUNNERS ON	OUTS	INNING	SCORE @ HR	FINAL
GO-AHEAD HOME RUN	16	May 21 vs. Toledo	Tucker Bradley (2)	Seth Elledge	1-1	1	0	▼ 6	6-4	W, 8-4
GAME-TYING HOME RUN	7	May 25 @ St. Paul	Nick Loftin (8)	Cody Laweryson	1-2	2	0	▲ 7	4-4	L, 8-6

NOTABLE OPPOSING HOME RUNS

BACK-TO-BACK HOMERS (1)		2-HOMER GAMES (1)		3-HOMER GAMES (1)		GRAND SLAMS (2)	
PLAYERS	DATE/OPPONENT (INN.)	PLAYER (CAREER NO.)	DATE/OPPONENT	PLAYER (CAREER NO.)	DATE/OPPONENT	PLAYER	DATE/OPPONENT (INN.)
Encarnacion-Strand & Benson	5/4 vs. Louisville (1st)	Jermaine Palacios (5)	5/17 vs. Toledo	Christian Encarnacion-Strand (1)	5/4 vs. Louisville	Andy Ibañez	April 6 vs. Toledo (3rd)
						Andrés Chaparro	May 9 @ Scranton/WB (7th)

LEADOFF HOMERS (4)		INSIDE-THE PARK HOMERS (0)		PINCH-HIT HOMERS (0)		WALK-OFF HOMERS (2)	
PLAYER	DATE/OPPONENT	PLAYER	DATE/OPPONENT (INN.)	PLAYER	DATE/OPPONENT (INN.)	PLAYER	DATE/OPPONENT
Christopher Morel	4/14 @ Iowa					Michael Hermosillo	5/10 @ Scranton/WB
Forrest Wall	4/19 vs. Gwinnett					Ben Rortvedt	5/13 @ Scranton/WB
Michael Siani	5/3 vs. Louisville						
Michael Siani	5/5 vs. Louisville						

AFTER-INNING RECORDS

	LEADING	TRAILING	TIED
AFTER 1 INNING	4 - 6	6 - 9	10 - 11
AFTER 2 INNINGS	10 - 6	8 - 10	2 - 10
AFTER 3 INNINGS	13 - 7	4 - 13	3 - 6
AFTER 4 INNINGS	15 - 5	3 - 17	2 - 4
AFTER 5 INNINGS	14 - 3	4 - 20	2 - 3
AFTER 6 INNINGS	15 - 5	4 - 21	1 - 0
AFTER 7 INNINGS	15 - 5	4 - 19	1 - 2
AFTER 8 INNINGS	17 - 1	2 - 23	1 - 2

STORM CHASERS BIG INNINGS

DATE	INNING	RUNS
1. May 17 vs. Toledo	1st	7
April 2 @ Indianapolis	8th	7
3. May 18 vs. Toledo	8th	6
April 8 vs. Toledo	3rd	6
5.		
6.		
7.		
8.		

SCORE BY INNINGS

	1	2	3	4	5	6	7	8	9	10	11+	TOTAL
Omaha	32	21	29	23	35	26	27	35	27	0	1	256
Opponents	35	40	30	20	27	40	23	36	22	1	0	274
Difference	-3	-19	-1	3	8	-14	4	-1	5	-1	1	-18

SCORE BY INNINGS V. ST. PAUL	1	2	3	4	5	6	7	8	9	10	11+	TOTAL
Omaha	1	2	3	2	1	0	4	2	2	0	0	17
St. Paul	1	5	0	0	2	1	0	4	2	0	0	15
vs. St. Paul Difference	0	-3	3	2	-1	-1	4	-2	0	0	0	2

MULTI-RUN INNINGS

	2	3	4	5	6	7	8	9	10+	TOTAL
Storm Chasers	30	16	8	2	2	2	-	-	-	60
Opponents	30	20	7	5	4	-	-	-	-	66

RECORD BY RUNS SCORED/ALLOWED

RUNS	0	1	2	3	4	5	6	7	8	9	10	11	12	13+
SCORED	0 - 1	0 - 3	1 - 6	1 - 6	1 - 2	1 - 3	3 - 4	0 - 0	3 - 0	3 - 0	2 - 1	2 - 0	1 - 0	2 - 0
ALLOWED	1 - 0	2 - 0	2 - 0	4 - 0	2 - 5	0 - 2	3 - 3	0 - 3	3 - 5	1 - 4	0 - 1	0 - 0	0 - 1	0 - 2

RECORD BY MARGIN OF VICTORY/DEFEAT

1 Run	2 Runs	3 Runs	4 Runs	5 Runs	6 Runs	7 Runs	8 Runs	9 Runs	10+ Runs
3 - 6	3 - 3	2 - 6	4 - 2	4 - 2	0 - 3	0 - 2	2 - 0	1 - 0	1 - 2

2023 STORM CHASERS MONTH BY MONTH

HITTING

MONTH	AVG	G	AB	R	H	TB	2B	3B	HR	RBI	BB	IBB	SO	SB	CS	OBP	SLG	OPS	SAC	SF	HBP	GIDP	LOB
MARCH	.300	1	40	8	12	16	2	1	0	8	9	0	12	5	0	.429	.400	.829	0	0	0	0	14
APRIL	.250	24	799	124	200	352	49	2	33	118	99	0	204	38	8	.337	.441	.778	1	11	11	24	156
MAY	.267	21	720	124	192	323	47	6	24	114	99	0	183	46	8	.364	.449	.813	1	6	15	16	164
JUNE																							
JULY																							
AUGUST																							
SEPTEMBER																							
TOTAL	.259	46	1559	256	404	691	98	9	57	240	207	0	399	89	16	.352	.443	.795	2	17	26	40	334

PITCHING

MONTH	W	L	ERA	G	GS	CG	SHO	GF	HLD	SV	SVO	IP	H	R	ER	HR	HB	BB	SO	WP	BK	WHIP	AVG
MARCH	1	0	6.00	1	1	0	0	1	0	1	1	9.0	11	6	6	1	1	2	7	0	1	1.44	.297
APRIL	9	15	5.65	24	24	0	0	24	11	3	7	212.0	238	149	133	30	17	104	198	16	2	1.61	.284
MAY	10	11	5.26	21	21	0	1	21	13	4	9	186.1	197	119	109	33	13	97	191	12	1	1.58	.276
JUNE																							
JULY																							
AUGUST																							
SEPTEMBER																							
TOTAL	20	26	5.48	46	46	0	1	46	24	8	17	407.1	446	274	248	64	31	203	396	28	4	1.59	.281

2023 WALK-OFF TRACKER (0 FOR, 5 AGAINST)

GAME #	DATE	OPPONENT	FINAL (INN.)	PLAYER	WINNING RUN	PITCHER	HOW	OUTS	COUNT
23	April 28	@ Nashville	L, 4-3 (9)	Brian Navarreto	Skye Bolt	Josh Dye	Throwing error by 3B Maikel Garcia	2	1-0
24	April 29	@ Nashville	L, 6-5 (10)	Keston Hiura	Eddy Alvarez	Evan Sisk	Infield single to SS Angelo Castellano	1	2-1
33	May 10	@ Scranton/WB	L, 4-3 (9)	Michael Hermosillo	Michael Hermosillo	Dylan Coleman	Solo home run to LF	0	2-1
36	May 13	@ Scranton/WB	L, 8-6 (9)	Ben Rortvedt	Estevan Florial	Brooks Kriske	3-run home run to RCF	1	2-2
45	May 24	@ Toledo	L, 6-5 (9)	Jose Miranda	Andrew Stevenson	Brooks Kriske	RBI single to LF	0	1-1

Bold Indicates Omaha Walk-Off Win

2023 STORM CHASERS EJECTIONS (4)

DATE	INNING	WHO (POSITION) / # IN 2023	WHY	UMPIRE (POSITION)
1. April 21 vs. Gwinnett	▼ 6	Mike Jirschele (Manager) / 1st	Balls/Strikes	Takahito Matsuda (Home Plate)
2. April 21 vs. Gwinnett	▲ 7	Dane Johnson (Pitching Coach) / 1st	Balk	Takahito Matsuda (Home Plate)
3. April 21 vs. Gwinnett	▼ 8	CJ Alexander (Designated Hitter) / 1st	Balls/Strikes	Takahito Matsuda (Home Plate)
4. May 11 @ Scranton/WB	▼ 9	Mike Jirschele (Manager) / 2nd	Hit By Pitch	Robert Nunez (Home Plate)

ABS CHALLENGE TRACKER (14-FOR-34 / 41.2%)

#	GM # - DATE	OPPONENT	PLAYER CHALLENGING	POSITION	INNING	CALL (COUNT)	OVERTURNED?	PLAY RESULT (COUNT)	OPPONENT	UMPIRE
1.	23 - April 28	@ Nashville	Logan Porter	Catcher	▼ 6	Ball (0-0)	No	Lineout, L9 (1-1)	Thomas Pannone (P)	Paul Clemons
2.	23 - April 28	@ Nashville	Maikel Garcia	Batter	▲ 8	Strike (1-0)	No	Groundout, 5-4 (1-1)	Thomas Pannone (P)	Paul Clemons
3.	29 - May 5	vs. Louisville	Jakson Reetz	Catcher	▲ 8	Ball (0-0)	No	Walk (3-0)	Chuckie Robinson (C)	Tyler Jones
4.	29 - May 5	vs. Louisville	Jakson Reetz	Catcher	▲ 9	Ball (1-0)	No	Strikeout Looking (2-2)	T.J. Hopkins (LF)	Tyler Jones
5.	31 - May 7	vs. Louisville	Dairon Blanco	Batter	▼ 2	Strike (3-2)	No	Strikeout Looking (3-2)	Andrew Abbott (P)	Randy Rosenberg
6.	31 - May 7	vs. Louisville	Brewer Hicklen	Batter	▼ 3	Strike (3-2)	YES	Walk (3-2)	Andrew Abbott (P)	Randy Rosenberg
7.	31 - May 7	vs. Louisville	Jakson Reetz	Catcher	▲ 4	Ball (3-2)	No	Walk (3-2)	Nick Martini (RF)	Randy Rosenberg
8.	31 - May 7	vs. Louisville	Logan Porter	Batter	▼ 5	Strike (3-2)	No	Strikeout Looking (3-2)	Andrew Abbott (P)	Randy Rosenberg
9.	35 - May 12	@ Scranton/WB	Jakson Reetz	Catcher	▼ 5	Ball (0-0)	YES	Lineout, L9 (0-2)	Carlos Narvaez (C)	Dillon Wilson
10.	35 - May 12	@ Scranton/WB	Jakson Reetz	Catcher	▼ 7	Ball (2-1)	YES	Strikeout Looking (2-2)	Jamie Westbrook (2B)	Dillon Wilson
11.	35 - May 12	@ Scranton/WB	Jakson Reetz	Batter	▲ 8	Strike (1-1)	No	Strikeout Swinging (1-2)	Matt Bowman (P)	Dillon Wilson
12.	35 - May 12	@ Scranton/WB	Nick Wittgren	Pitcher	▼ 9	Ball (2-1)	No	Walk (3-2)	Jesus Bastidas (SS)	Dillon Wilson
13.	36 - May 13	@ Scranton/WB	Jackson Kowar	Pitcher	▼ 9	Ball (3-2)	No	Walk (3-2)	Billy McKinney (CF)	Raul Moreno
14.	36 - May 13	@ Scranton/WB	Logan Porter	Catcher	▼ 9	Ball (0-0)	No	Home Run (2-2)	Ben Rortvedt (C)	Raul Moreno
15.	37 - May 14	@ Scranton/WB	Jakson Reetz	Catcher	▼ 3	Ball (3-2)	No	Walk (3-2)	Andrés Chaparro (3B)	Robert Nunez
16.	37 - May 14	@ Scranton/WB	Jakson Reetz	Catcher	▼ 5	Ball (3-2)	No	Walk (3-2)	Elijah Dunham (LF)	Robert Nunez
17.	37 - May 14	@ Scranton/WB	Jakson Reetz	Catcher	▼ 7	Ball (2-2)	YES	Strikeout Looking (2-2)	Franchy Cordero (RF)	Robert Nunez
18.	37 - May 14	@ Scranton/WB	Jakson Reetz	Catcher	▼ 8	Ball (1-1)	No	Single (2-1)	Estevan Florial (CF)	Robert Nunez
19.	41 - May 19	vs. Toledo	Daniel Mengden	Pitcher	▲ 5	Ball (1-0)	No	Flyout, F8 (2-0)	Corey Joyce (SS)	John Bacon
20.	42 - May 20	vs. Toledo	Jakson Reetz	Catcher	▲ 2	Ball (2-2)	YES	Strikeout Looking (2-2)	Donny Sands (C)	Jhonatan Biarreta
21.	42 - May 20	vs. Toledo	Jakson Reetz	Catcher	▲ 3	Ball (1-1)	YES	Groundout, 5-3 (1-2)	Justyn-Henry Malloy (3B)	Jhonatan Biarreta
22.	42 - May 20	vs. Toledo	Jakson Reetz	Batter	▼ 3	Strike (2-2)	No	Strikeout Looking (2-2)	Reese Olson (P)	Jhonatan Biarreta
23.	42 - May 20	vs. Toledo	Jakson Reetz	Catcher	▲ 6	Ball (2-0)	No	RBI Walk (3-2)	Justyn-Henry Malloy (3B)	Jhonatan Biarreta
24.	42 - May 20	vs. Toledo	Jakson Reetz	Catcher	▲ 6	Ball (3-0)	YES	RBI Walk (3-2)	Justyn-Henry Malloy (3B)	Jhonatan Biarreta
25.	42 - May 20	vs. Toledo	Jakson Reetz	Catcher	▲ 7	Ball (0-0)	No	Single (3-1)	Andre Lipcius (LF)	Jhonatan Biarreta
26.	43 - May 21	vs. Toledo	Jakson Reetz	Catcher	▲ 2	Ball (0-1)	YES	Walk (3-2)	Donny Sands (C)	Kelvis Velez
27.	43 - May 21	vs. Toledo	Angelo Castellano	Batter	▼ 4	Strike (0-1)	YES	Flyout, F8 (2-2)	Ashton Goudeau (P)	Kelvis Velez
28.	43 - May 21	vs. Toledo	Jakson Reetz	Catcher	▲ 5	Ball (0-1)	No	Hit By Pitch (2-2)	Donny Sands (C)	Kelvis Velez
29.	43 - May 21	vs. Toledo	Brewer Hicklen	Batter	▼ 5	Strike (1-0)	YES	Lineout, L7 (2-1)	Seth Elledge (P)	Kelvis Velez
30.	43 - May 21	vs. Toledo	Jakson Reetz	Catcher	▲ 6	Ball (1-1)	No	Lineout, L6 (2-2)	Justyn-Henry Malloy (DH)	Kelvis Velez
31.	43 - May 21	vs. Toledo	Dairon Blanco	Batter	▼ 6	Strike (3-2)	YES	Walk (3-2)	Seth Elledge (P)	Kelvis Velez
32.	43 - May 21	vs. Toledo	Drew Waters	Batter	▼ 6	Strike (0-2)	YES	Double (1-2)	Seth Elledge (P)	Kelvis Velez
33.	43 - May 21	vs. Toledo	Logan Porter	Batter	▼ 6	Strike (1-1)	YES	Walk (3-2)	Braden Bristo (P)	Kelvis Velez
34.	43 - May 21	vs. Toledo	Jakson Reetz	Catcher	▲ 9	Ball (1-0)	YES	Double Play, 5-4-3 (2-2)	Donny Sands (C)	Kelvis Velez

ABS CHALLENGES BY PLAYER

HITTERS - 55 % (6-FOR-11)	TOTAL CHALLENGES	SUCCESSFUL CHALLENGES	SUCCESS RATE (%)
Dairon Blanco	2	1	50%
Angelo Castellano	1	1	100%
Maikel Garcia	1	0	0%
Brewer Hicklen	2	2	100%
Logan Porter	2	1	50%
Jakson Reetz	2	0	0%
Drew Waters	1	1	100%

CATCHERS - 44% (8-FOR-18)	TOTAL CHALLENGES	SUCCESSFUL CHALLENGES	SUCCESS RATE (%)
Logan Porter	2	0	0%
Jakson Reetz	18	8	44%

PITCHERS - 0% (0-FOR-3)	TOTAL CHALLENGES	SUCCESSFUL CHALLENGES	SUCCESS RATE (%)
Jackson Kowar	1	0	0%
Daniel Mengden	1	0	0%
Nick Wittgren	1	0	0%

ABS CHALLENGES BY COUNT

COUNT	TOTAL CHALLENGES	SUCCESSFUL CHALLENGES	SUCCESS RATE (%)
0-0 Count	5	0	0%
0-1 Count	3	2	67%
0-2 Count	1	1	100%
1-0 Count	5	2	40%
1-1 Count	5	3	60%
1-2 Count	0	-	-
2-0 Count	1	0	0%
2-1 Count	2	1	50%
2-2 Count	3	2	67%
3-0 Count	1	1	100%
3-1 Count	0	-	-
3-2 Count	8	2	25%

ABS CHALLENGES BY INNING

INNING	CHALLENGES	SUCCESSFUL CHALLENGES	SUCCESS RATE (%)
1st Inning	0	-	-
2nd Inning	3	2	67%
3rd Inning	4	2	50%
4th Inning	2	1	50%
5th Inning	6	2	33%
6th Inning	7	4	57%
7th Inning	3	2	67%
8th Inning	4	0	0%
9th Inning	5	1	20%
Extra Innings	0	-	-

PITCHING

vs. Left-Handed Starter	7-9
vs. Right-Handed Starter	13-17
WITH Left-Handed Starter	9-11
WITH Right-Handed Starter	11-15

0-4 strikeouts	0-1
5-9 strikeouts	13-17
10+ strikeouts	7-8

0 runs of support	0-10
1-4 runs of support	14-14
5-9 runs of support	6-2
10+ runs of support	

SCORING

1-Run Games	3-6
2-Run Games	3-3
3-4-Run Games	6-8
5+ Run Games	8-9

Extra Innings	1-1
Shutouts	1-1
Doubleheaders	

Scoring 0-2 Runs	1-10
3-5 Runs	3-11
6-9 Runs	9-4
10+ Runs	7-1

Opponent 0-2 Runs	7-0
3-5 Runs	6-7
6-9 Runs	7-15
10+ Runs	0-4

Scored in 1st Inning	6-8
Opponent scored in 1st	10-12
Scores first	8-10
Opponent scores first	12-16

HITTING

Omaha 0-5 hits	2-8
6-9 hits	3-12
10+ hits	15-6

Opponent 0-5 hits	2-2
6-9 hits	11-5
10+ hits	7-19

Out-hit opponent	13-6
Out-hit by opponent	6-19
Hits are tied	1-1

Hit 0 home runs	5-9
1 home run	6-12
2 home runs	2-4
3+ home runs	7-1

Opponent hit 0 home runs	8-5
1 home run	6-9
2 home runs	5-5
3+ home runs	1-7

Leave 0-5 runners on base	4-10
6-9 on base	13-12
10+ on base	3-4

Opponent leaves 0-5 runners on base	2-4
6-9 on base	11-17
10+ on base	7-5

Steals 0 bases	4-10
1 base	2-3
2 bases	5-7
3+ bases	9-6

Opponent steals 0 bases	7-13
1 base	9-10
2 bases	4-2
3+ bases	1-3

FIELDING

Made 0 errors	15-10
1 error	2-11
2 errors	1-3
3+ errors	2-2

Opponent made 0 errors	6-12
1 error	6-9
2 errors	6-4
3+ errors	2-1

LONGEST WIN STREAK	
LONGEST LOSING STREAK	
LONGEST HOME WINNING STREAK	
LONGEST HOME LOSING STREAK	
LONGEST ROAD WINNING STREAK	
LONGEST ROAD LOSING STREAK	
LARGEST MARGIN OF VICTORY	
LARGEST MARGIN OF DEFEAT	
LONGEST GAME, INNINGS	
LONGEST GAME, TIME	
LONGEST 9-INNING GAME, TIME	
SHORTEST 9-INNING GAME, TIME	
SHORTEST GAME, TIME	
LARGEST COMEBACK WIN	
LARGEST MARGIN OF LEAD SURRENDERED (LOSS)	
MOST ERRORS, TEAM	
MOST ERRORS, PLAYER	
LARGEST CROWD, HOME	
LARGEST CROWD, ROAD	
WARMEST FIRST PITCH	
COLDEST FIRST PITCH	

MOST RUNS SCORED, GAME	
MOST RUNS SCORED, INNING	
MOST CONSECUTIVE INNINGS SCORED	
FEWEST HITS, GAME	
MOST HITS, GAME	
MOST DOUBLES, GAME	
MOST TRIPLES, GAME	
MOST HOME RUNS, GAME	
MOST EXTRA-BASE HITS, GAME	
MOST RBI, GAME	
MOST RUNNERS LOB, GAME	
MOST TOTAL BASES, GAME	
MOST WALKS, GAME	
MOST STRIKEOUTS, GAME	
FEWEST STRIKEOUTS, GAME	
MOST STOLEN BASES, GAME	
MOST HIT BY PITCHES	

MOST RUNS, GAME	
MOST HITS, GAME	
MOST DOUBLES, GAME	
MOST TRIPLES, GAME	
MOST HOME RUNS, GAME	
MOST RBI, GAME	
MOST WALKS, GAME	
MOST STRIKEOUTS, GAME	
MOST STOLEN BASES, GAME ^	
MOST HIT BY PITCHES, GAME	

MOST RUNS ALLOWED, GAME	
MOST RUNS ALLOWED, INNING	
FEWEST HITS ALLOWED, GAME	
MOST HITS ALLOWED, GAME	
FEWEST STRIKEOUTS, GAME	
MOST STRIKEOUTS, GAME	
FEWEST WALKS ALLOWED, GAME	
MOST WALKS ALLOWED, GAME	
MOST HOME RUNS ALLOWED, GAME	

MOST RUNS ALLOWED, GAME	
MOST EARNED RUNS ALLOWED, GAME ^	
FEWEST HITS ALLOWED, GAME (STARTER)	
MOST HITS ALLOWED, GAME	
MOST HOME RUNS ALLOWED, GAME ^	
MOST STRIKEOUTS	
MOST CONSECUTIVE STRIKEOUTS	
MOST WALKS ALLOWED, GAME	
MOST HIT BATTERS, GAME	
MOST INNINGS PITCHED, STARTER	
MOST PITCHES THROWN, STARTER	
MOST INNINGS PITCHED, RELIEVER	
MOST PITCHES THROWN, RELIEVER	

^ Indicates All-Time Storm Chasers Record Tied

TEAM HIGHS

3 Games (2x)	Last: May 17 - May 19
5 Games	April 18 - April 22
2 Games (2x)	Last: May 17 - May 19
3 Games	April 4 - April 6
5 Games	April 18 - April 22
2 Games (2x)	Last: April 28 - April 29
11 Runs	4/1 @ Indianapolis (12-1 Win)
13 Runs	4/13 @ Iowa (14-1 Loss)
11 Innings	5/11 @ Scranton/Wilkes-Barre (4-3 Win)
3:16	4/14 @ Iowa (11-8 Win)
3:16	4/14 @ Iowa (11-8 Win)
2:14 (2x)	Last: 5/5 vs. Louisville (6-2 Win)
2:14 (2x)	Last: 5/5 vs. Louisville (6-2 Win)
6 Runs, After 4th	5/6 vs. Louisville (11-9 Win)
4 Runs, Middle 2nd	4/29 @ Nashville (6-5 Loss, 10 Innings)
3 (3x)	Last: 4/23 vs. Gwinnett (5-3 Win)
2, Maikel Garcia	4/23 vs. Gwinnett (5-3 Win)
6,882	5/20 vs. Toledo (4-1 Loss)
9,833	4/29 @ Nashville (6-5 Loss, 10 Innings)
83 Degrees	5/17 vs. Toledo (16-8 Win)
35 Degrees	4/5 vs. Toledo (7-6 Loss)

OFFENSIVE HIGHS

16	5/17 vs. Toledo (16-8 Win)
7 (2x)	Last: 1st Inning, 5/17 vs. Toledo (16-8 Win)
5 (2x)	Last: 4th-8th Innings, 5/17 vs. Toledo (16-8 Win)
2	5/20 vs. Toledo (4-1 Loss)
18	5/17 vs. Toledo (16-8 Win)
7	5/17 vs. Toledo (16-8 Win)
1 (9x)	Last: 5/21 vs. Toledo (8-6 Win)
4 (3x)	Last: 5/21 vs. Toledo (8-6 Win)
10	5/17 vs. Toledo (16-8 Win)
15	5/17 vs. Toledo (16-8 Win)
15	5/16 vs. Toledo (9-2 Loss)
34	5/17 vs. Toledo (16-8 Win)
11	4/20 vs. Gwinnett (9-3 Loss)
16	5/20 vs. Toledo (4-1 Loss)
4	4/13 @ Iowa (14-1 Loss)
6 (2x)	Last: 5/4 vs. Louisville (12-10 Loss)
4	5/6 vs. Louisville (11-9 Win)

INDIVIDUAL OFFENSIVE HIGHS

3 (8x)	Last: Taylor and Dungan, 5/17 vs. Toledo (16-8 Win)
4 (5x)	Last: Drew Waters, 5/23 @ St. Paul (6-1 Win)
2 (6x)	Last: Drew Waters, 5/23 @ St. Paul (6-1 Win)
1 (9x)	Last: Drew Waters, 5/21 vs. Toledo (8-6 Win)
2 (3x)	Last: Drew Waters, 5/21 vs. Toledo (8-6 Win)
6, Freddy Fermin	4/8 vs. Toledo (13-8 Win)
3 (6x)	Last: Angelo Castellano, 5/25 @ St. Paul (8-6 Loss)
4 (2x)	Last: Tucker Bradley, 5/25 @ St. Paul (8-6 Loss)
4 (2x)	Last: Dairon Blanco, 5/25 @ St. Paul (8-6 Loss)
2 (2x)	Last: Dairon Blanco, 5/25 @ St. Paul (8-6 Loss)

PITCHING HIGHS

14 (2x)	Last: 5/9 @ Scranton/Wilkes-Barre (14-2 Loss)
6 (2x)	Last: 2nd Inning, 4/13 @ Iowa (14-1 Loss)
3	5/18 vs. Toledo (9-0 Win)
18	5/9 @ Scranton/Wilkes-Barre (14-2 Loss)
3	4/18 vs. Gwinnett (4-1 Loss)
15	5/11 @ Scranton/Wilkes-Barre (4-3 Win, 11 Innings)
1 (2x)	Last: 5/21 vs. Toledo (8-6 Win)
8 (3x)	Last: 5/20 vs. Toledo (4-1 Loss)
6	5/4 vs. Louisville (12-10 Loss)

INDIVIDUAL PITCHING HIGHS

11, Jonathan Heasley	4/13 @ Iowa (14-1 Loss)
11, Jonathan Heasley	4/13 @ Iowa (14-1 Loss)
1 (4x)	Last: Drew Parrish (4.0 IP), 5/20 vs. Toledo (4-1 Loss)
11, Jonathan Heasley	5/21 vs. Toledo (8-6 Win)
5, Drew Parrish	5/4 vs. Louisville (12-10 Loss)
8, Daniel Lynch	5/17 vs. Toledo (16-8 Win)
3 (9x)	Last: Brooks Kriske, 5/11 @ Scranton/Wilkes-Barre (4-3 Win, 11 Innings)
5, Drew Parrish	5/20 vs. Toledo (4-1 Loss)
2 (3x)	Last: James McArthur, 5/20 vs. Toledo (4-1 Loss)
7.0, Jonathan Heasley	4/19 vs. Gwinnett (6-2 Loss)
104, Jonathan Heasley	4/25 @ Nashville (8-3 Loss)
3.2, Marcelo Martinez	4/29 @ Nashville (6-5 Loss, 10 Innings)
65, Austin Cox	4/6 vs. Toledo (8-5 Loss)

* Indicates All-Time Storm Chasers Record Set

STATCAST LEADERS

LONGEST MEASURED HOMER DISTANCE (TOP 5)			HIGHEST BATTED BALL EXIT VELOCITY (TOP 5)			HIGHEST PITCH VELOCITY (TOP 5)			HIGHEST PITCH SPIN RATE (TOP 5)		
Player	Distance (Pitcher)	Date	Player	Exit Velo (Batted Ball Type)	Date	Player	Pitch Velo (Pitch Result)	Date	Player	Spin Rate (Pitch Type)	Date
Dairon Blanco	455 (Solo off Simeon Woods Richardson)	5/23 @ STP	CJ Alexander	115.3 (Double vs. Reese Olson)	4/7 vs. TOL	Jackson Kowar	99.3 (Justin Dean, Ball)	4/18 vs. GWN	Josh Dye	3,329 (81.2 MPH Changeup vs. Joe Hudson)	4/21 vs. GWN
Brewer Hicklen	443 (3-Run off Miguel Diaz)	5/18 vs. TOL	Drew Waters	111.8 (Double vs. Sam Clay)	5/19 vs. TOL	Josh Staumont	99.1 (Jermaine Palacios, Strikeout)	4/9 vs. TOL	Mike Mayers	3,238 (82.1 MPH Slider vs. Volmer Sanchez)	4/23 vs. GWN
Nick Loftin	433 (3-Run off Brent Headrick)	5/24 @ STP	Brewer Hicklen	110.4 (Double vs. Robert Gasser)	4/30 @ NAS	Jackson Kowar	99.0 (Justin Dean, Walk)	4/18 vs. GWN	Jonathan Heasley	3,090 (81.0 MPH 45-Fastball vs. Abraham Toro)	4/30 @ NAS
Freddy Fermin	428 (2-Run off Ashton Goudeau)	4/8 vs. TOL	CJ Alexander	109.9 (Home Run vs. Mitch Spence)	5/14 @ SWB	Josh Staumont	98.9 (Jermaine Palacios, Foul Ball)	4/9 vs. TOL	Josh Staumont	3,058 (81.0 MPH Curveball vs. Miguel Andujar)	3/31 @ IND
Jakson Reetz	426 (Solo off Andrew Abbott)	5/7 vs. LOU	Dairon Blanco	109.6 (Double Play vs. Kervin Castro)	4/7 vs. TOL	Josh Staumont	98.8 (Michael Papierski, Ball)	4/9 vs. TOL	Drew Parrish	3,000 (89.9 MPH Sinker vs. Michael Siani)	5/4 vs. LOU

THE LAST TIME OMAHA...

THREW A PERFECT GAME.....	6/20/1988 vs. Columbus (Luis Aquino, 2-0 win)
THREW A 9-INNING NO-HITTER.....	7/13/1990 @ Iowa [G1] (Gene Walter, 3-0 win)
THREW A 7-INNING NO-HITTER.....	4/17/1997 vs. Oklahoma City (Jim Converse and Allen McMill, 2-0 win)
THREW A COMBINED NO-HITTER.....	

THREW A COMBINED 1-HITTER (9 Innings).....	8/26/2019 vs. Nashville (5-0 Win)
THREW A COMBINED 1-HITTER (7 Innings).....	Pitchers: Arnaldo Hernandez (8.0 IP), Gabe Speier (1.0 IP)
THREW A COMBINED 2-HITTER (9 Innings).....	6/12/2022 vs. Lehigh Valley (10-0 Win)
THREW A COMBINED 2-HITTER (7 Innings).....	Pitchers: Zack Greinke (5.0 IP), Andrés Núñez (1.0 IP), Marcelo Martínez (2.0 IP) & Brad Peacock (1.0 IP)
GOT NO-HIT (9 INNINGS).....	June 7, 2017 vs. Nashville (4-0 Loss)
GOT NO-HIT (LESS THAN 9 INNINGS).....	Pitchers: Chris Smith, Sean Doolittle, Tucker Healy and Simon Castro
GOT 1-HIT.....	6/29/2008 vs. Oklahoma [G1] (Dustin Nippert, 2-0 loss)
GOT 2-HIT.....	8/15/2021 vs. Iowa (10-0 Loss)
	5/20/2023 vs. Toledo (4-1 Loss)

THREW A COMBINED 9-INNING SHUTOUT.....	5/18/2023 vs. Toledo (9-0 Win)
THREW SHUTOUTS IN 3 STRAIGHT GAMES.....	Pitchers: Austin Cox (5.0 IP), Evan Sisk (1.0 IP), Dylan Coleman (1.0 IP), Collin Snider (1.0 IP), Nick Wittgren (1.0 IP)
THREW BACK-TO-BACK SHUTOUTS.....	8/7/2018 vs. Salt Lake and 8/9 and 8/10/2018 @ Round Rock(5-0, 9-0, 2-0)
GOT SHUT OUT (9 INNINGS).....	8/9 and 8/10/2018 @ Round Rock(9-0 Win & 2-0 Win)
GOT SHUT OUT IN BACK-TO-BACK GAMES.....	4/26/2023 @ Nashville (5-0 Loss)
GOT SHUT OUT IN 3 STRAIGHT GAMES.....	7/23 and 7/24/2022 vs. Iowa (10-0 Loss, 7-0 Loss)
GOT SHUT OUT (LESS THAN 9 INNINGS).....	N/A (Since 2005)
	5/28, 2022 @ Louisville [G2] (3-0 Loss)

WON 10 GAMES IN A ROW.....	June 5 to June 16, 2012
WON 9 GAMES IN A ROW.....	May 22 to June 1, 2021
WON 8 GAMES IN A ROW.....	May 23 to May 30, 2010
WON 7 GAMES IN A ROW.....	July 21 to July 26, 2015
WON 6 GAMES IN A ROW.....	August 25 to August 31, 2021

LOST 10 GAMES IN A ROW.....	August 6 to August 16, 2006
LOST 8 GAMES IN A ROW.....	June 6 to June 14, 2016
LOST 7 GAMES IN A ROW.....	April 20 to April 28, 2019
LOST 6 GAMES IN A ROW.....	May 4 to May 9, 2018

STRUCK OUT 19+ OPPOSING HITTERS.....	5/6/2021 vs. St. Paul (19)
STRUCK OUT 17+ OPPOSING HITTERS.....	5/6/2021 vs. St. Paul (19)
STRUCK OUT 15+ OPPOSING HITTERS.....	5/11/2023 @ Scranton/Wilkes-Barre (15)
STRUCK OUT 10+ OPPOSING HITTERS.....	5/24/2023 @ St. Paul (13)

SCORED 20+ RUNS IN ONE GAME.....	7/4/2022 vs. Toledo (20)
SCORED 15+ RUNS IN ONE GAME.....	7/4/2022 vs. Toledo (20)
SCORED 10+ RUNS IN ONE GAME.....	5/4/2023 vs. Louisville (10)
ALLOWED 20+ RUNS IN ONE GAME.....	9/11/2021 @ St. Paul (21)
ALLOWED 15+ RUNS IN ONE GAME.....	9/11/2022 vs. Indianapolis (19)
ALLOWED 10+ RUNS IN ONE GAME.....	5/9/2023 @ Scranton/Wilkes-Barre (14)

HAD 27+ HITS IN ONE GAME.....	7/4/2022 vs. Toledo (27)
HAD 25+ HITS IN ONE GAME.....	7/4/2022 vs. Toledo (27)
HAD 20+ HITS IN ONE GAME.....	7/4/2022 vs. Toledo (27)
HAD 15+ HITS IN ONE GAME.....	5/17/2023 vs. Toledo (18)
HAD 10+ HITS IN ONE GAME.....	5/25/2023 @ St. Paul (10)
ALLOWED 22+ HITS IN ONE GAME.....	8/2/2019 @ Reno (23)
ALLOWED 20+ HITS IN ONE GAME.....	8/2/2019 @ Reno (23)
ALLOWED 15+ HITS IN ONE GAME.....	5/21/2023 vs. Toledo (15)
ALLOWED 10+ HITS IN ONE GAME.....	5/25/2023 @ St. Paul (10)

WALKED 14+ TIMES IN ONE GAME.....	4/14/2022 vs. Louisville (14)
WALKED 10+ TIMES IN ONE GAME.....	4/20/2023 vs. Gwinnett (11)
WALKED 8+ TIMES IN ONE GAME.....	5/19/2023 vs. Toledo (8)
ALLOWED 13+ WALKS IN ONE GAME.....	5/8/2007 vs. Sacramento (13)
ALLOWED 10+ WALKS IN ONE GAME.....	9/21/2022 vs. Iowa (11)
ALLOWED 8+ WALKS IN ONE GAME.....	5/20/2023 vs. Toledo (8)

HIT 9+ HOME RUNS IN A GAME.....	7/3/2022 vs. Toledo (9)
HIT 7+ HOME RUNS IN A GAME.....	7/3/2022 vs. Toledo (9)
HIT 5+ HOME RUNS IN A GAME.....	7/3/2022 vs. Toledo (9)
HIT 3+ HOME RUNS IN A GAME.....	5/21/2023 vs. Toledo (4)
ALLOWED 7+ HOME RUNS IN A GAME.....	9/5/2021 vs. Toledo (7)
ALLOWED 5+ HOME RUNS IN A GAME.....	5/4/2023 vs. Louisville (6)
ALLOWED 3+ HOME RUNS IN A GAME.....	5/17/2023 vs. Toledo (3)

HAD 2 PLAYERS HIT 2 HOME RUNS IN A GAME.....	Nate Eaton & Roman Quinn, 7/4/2022 vs. Toledo (20-6 win)
HIT BACK-TO-BACK HOME RUNS.....	4/5/2023 vs. Toledo (10th inning, 7-6 loss)
	Tyler Gentry (3-run) & Logan Porter (solo)
HIT 3 STRAIGHT HOME RUNS.....	5/21/2021 @ Iowa, 9th Inning (9-8 loss)
	Anderson Miller (2-run), Sebastian Rivero (solo), Gabriel Cancel (solo)

SCORED 10+ RUNS IN AN INNING.....	12 Runs, 2nd Inning - 4/8/2019 @ Memphis (14-3 win)
SCORED 7+ RUNS IN AN INNING.....	7 Runs, 1st Inning - 5/17/2023 vs. Toledo (16-8 win)
SCORED 5+ RUNS IN AN INNING.....	6 Runs, 8th Inning - 5/18/2023 vs. Toledo (9-0 win)
SCORED 5+ RUNS IN AN EXTRA INNING.....	6 Runs, 11th Inning - 8/3/2021 @ Columbus (11-7 win)
ALLOWED 10+ RUNS IN AN INNING.....	10 Runs, 6th Inning - 7/16/2012 vs. Oklahoma City (16-6 loss)
ALLOWED 7+ RUNS IN AN INNING.....	8 Runs, 4th Inning - 9/11/2022 vs. Indianapolis (19-9 loss)
ALLOWED 5+ RUNS IN AN INNING.....	5 Runs, 2nd Inning - 5/24/2023 @ St. Paul (6-5 Loss)
ALLOWED 5+ RUNS IN AN EXTRA INNING.....	6 Runs, 12th Inning - 7/7/2017 vs. Colorado Springs (8-4 loss)
WON A GAME BY 15+ RUNS.....	14 Runs - 7/4/2023 vs. Toledo (20-6 win)
WON A GAME BY 10+ RUNS.....	11 Runs - 4/1/2023 vs. Indianapolis (12-1 win)
LOST A GAME BY 15+ RUNS.....	16 Runs - 9/11/2022 vs. Indianapolis (19-3 loss)
LOST A GAME BY 10+ RUNS.....	12 Runs - 5/9/2023 @ Scranton/Wilkes-Barre (14-2 loss)

SCORED 12+ RUNS IN CONSECUTIVE GAMES.....	9/25/2021 and 9/26/2021 vs. Indianapolis (12-3 Win & 17-12 loss)
SCORED 10+ RUNS IN CONSECUTIVE GAMES.....	6/26/2022 vs. Columbus & 6/28/2022 @ St. Paul (17-4 Win, 11-2 win)
SCORED JUST ONE RUN WITHOUT AN RBI.....	5/4/2019 vs. Iowa (6-1 loss)
SCORED MULTIPLE RUNS WITHOUT AN RBI.....	4/30/2018 @ Iowa (10-3 loss)
SCORED MORE RUNS THAT RECORDED HITS.....	4/8/2023 vs. Toledo(13-8 win, 13 R on 12 H)

TURNED 6 DOUBLE PLAYS IN ONE GAME.....	8/25/08 vs. New Orleans
TURNED 5 DOUBLE PLAYS IN ONE GAME.....	4/1/2023 @ Indianapolis
TURNED 4 DOUBLE PLAYS IN ONE GAME.....	5/9/2023 @ Scranton/Wilkes-Barre
TURNED 3+ DOUBLE PLAYS IN ONE GAME.....	4/28/2023 @ Nashville (3)
TURNED A TRIPLE PLAY.....	5/13/1992 @ Denver, 1st Inning (3-2 win)

HIT INTO A TRIPLE PLAY.....	5-4-3 (Fielders: Sean Berry to Stu Cole to Jeff Conine Batter: Jim Tatum)
	4/17/2015 vs. New Orleans, Cheslor Cuthbert, 1st Inning (5-3 loss)
	5-3-4-6-5-3 (Fielders: Derek Dietrich to Justin Bour to Scott Sizemore to Miguel Rojas to Dietrich to Bour)

COMMITTED 6 ERRORS.....	5/10/2012 @ Sacramento
COMMITTED 5 ERRORS.....	4/16/2006 @ Memphis
COMMITTED 4 ERRORS.....	6/29/2022 @ St. Paul
COMMITTED 3+ ERRORS.....	4/23/2023 vs. Gwinnett(3)

EVERY STORM CHASER IN THE STARTING LINEUP HAD A HIT.....	5/17/2023 vs. Toledo
EVERY STORM CHASER IN THE STARTING LINEUP SCORED A RUN.....	4/1/2023 vs. Indianapolis
EVERY STORM CHASER IN THE STARTING LINEUP HAD A HIT AND SCORED A RUN.....	
LINEUP BATTED AROUND TWICE IN ONE GAME.....	

WON ON THE LAST AT-BAT OF THE GAME (WALK-OFF WIN).....	9/22/2022 vs. Iowa (5-4 Win, 13 innings)
LOST ON THE LAST AT-BAT OF THE GAME (WALK-OFF LOSS).....	5/24/2023 @ St. Paul (6-5 Loss, 9 innings)
PLAYED BACK-TO-BACK EXTRA-INNING GAMES.....	7/2 and 7/3/2019 @ Round Rock(7-6 Loss & 9-8 Loss, both 10 innings)

WON BOTH GAMES OF A DOUBLEHEADER.....	8/22/2022 vs. Scranton/Wilkes-Barre (9-4 Win & 12-10 Win)
PITCHED SHUTOUTS IN BOTH GAMES OF A DOUBLEHEADER.....	N/A (Since 2005)
LOST BOTH GAMES OF A DOUBLEHEADER.....	8/29/2018 vs. Colorado Springs (3-2 Loss & 7-0 Loss)
SHUT OUT IN BOTH GAMES OF A DOUBLEHEADER.....	6/2/2013 vs. Memphis (7-0 Loss, 5-0 Loss)

OPPOSING HITTER HAD A 3-HOMER GAME.....	Christian Encarnacion-Strand, 5/4/2023 vs. Louisville
OPPOSING HITTER HIT FOR THE A CYCLE.....	Matt McClain, 5/4/2023 vs. Louisville

THE LAST TIME AN OMAHA HITTER...

HAD 6 HITS IN ONE GAME.....	Matt Diaz, 7/27/2005 @ Portland
HAD 5 HITS IN ONE GAME.....	Dairon Blanco, 9/15/2022 @ Columbus
HAD 4 HITS IN ONE GAME.....	Drew Waters, 5/23/2023 @ St. Paul
HAD 3 HITS IN ONE GAME.....	Dairon Blanco, 5/25/2023 @ St. Paul

HIT 3 HOME RUNS IN ONE GAME.....	Ryan McCroom, 6/13/2021 @ St. Paul
HIT 2 HOME RUNS IN ONE GAME.....	Drew Waters, 5/21/2023 vs. Toledo
HIT 2 TRIPLES IN ONE GAME.....	Angel Franco, 5/6/2016 @ Iowa
HIT 4 DOUBLES IN ONE GAME.....	Jordan Parraz, 5/18/2010 @ Las Vegas
HIT 3 DOUBLES IN ONE GAME.....	Dairon Blanco, 9/15/2022 @ Columbus
HIT 2 DOUBLES IN ONE GAME.....	Drew Waters, 5/23/2023 @ St. Paul
HIT 2 SACRIFICE FLIES IN ONE GAME.....	Samad Taylor, 4/30/2023 @ Nashville

HIT A GRAND SLAM.....	Brent Rooker, 9/26/2022 @ St. Paul
HIT AN INSIDE-THE PARK HOME RUN.....	Bobby Witt Jr., 9/8/2021 @ St. Paul
LED OFF A HOME GAME WITH A HOME RUN.....	Drew Waters, 8/3/2022 vs. St. Paul
LED OFF A ROAD GAME WITH A HOME RUN.....	Drew Waters, 8/16/2022 @ Louisville
HIT A PINCH-HIT HOME RUN.....	Elier Hernández, 5/22/2019 vs. Iowa
HIT A WALK-OFF HOME RUN.....	Nate Eaton, 5/31/2022 vs. Indianapolis
HIT A WALK-OFF GRAND SLAM.....	Jimmy Govecn, 5/27/2022 vs. Columbus
HIT A WALK-OFF PINCH-HIT HOME RUN.....	Chad Santos, 8/23/2005 vs. New Orleans
HIT FOR THE CYCLE.....	Jimmy Paredes, 5/12/2014 vs. New Orleans

HAD 11 RBI IN ONE GAME.....	Mike Moustakas, 8/30/2010 vs. Round Rock
HAD 9 RBI IN ONE GAME.....	Brett Eibner, 4/9/2014 vs. Memphis
HAD 8 RBI IN ONE GAME.....	Jimmy Paredes, 5/12/2014 vs. New Orleans
HAD 7 RBI IN ONE GAME.....	Brett Hayes, 4/14/2013 vs. Nashville
HAD 6 RBI IN ONE GAME.....	Freddy Fermin, 4/8/2023 vs. Toledo
HAD 5 RBI IN ONE GAME.....	Jakson Reetz, 4/1/2023 @ Indianapolis
HAD 4 RBI IN ONE GAME.....	Nick Loftin, 5/5/2023 vs. Louisville

SCORED 5 RUNS IN ONE GAME.....	Brett Eibner, 5/12/2014 vs. New Orleans
SCORED 4 RUNS IN ONE GAME.....	Maikel García, 9/15/2022 @ Columbus
SCORED 3 RUNS IN ONE GAME.....	Drew Waters, 5/19/2023 vs. Toledo

WALKED 4 TIMES IN ONE GAME.....	MJ Melendez, 8/22/202 vs. Columbus
WALKED 3 TIMES IN ONE GAME.....	Dairon Blanco, 5/19/2023 vs. Toledo

STOLE 4 BASES IN ONE GAME.....	Dairon Blanco, 5/25/2023 @ St. Paul
STOLE 3 BASES IN ONE GAME.....	Samad Taylor, 4/26/2023 @ Nashville
STOLE 2 BASES IN ONE GAME.....	Dairon Blanco and Samad Taylor, 5/19/2023 vs. Toledo

STRUCK OUT 5 TIMES IN ONE GAME.....	Drew Waters, 8/10/2022 @ Toledo
STRUCK OUT 4 TIMES IN ONE GAME.....	Tucker Bradley, 5/25/2023 @ St. Paul
STRUCK OUT 3 TIMES IN ONE GAME.....	Samad Taylor & Tyler Gentry, 5/24/2023 @ St. Paul

REACHED BASE 6 TIMES IN ONE GAME.....	Nicky Lopez, 7/27/2018 @ Fresno
REACHED BASE 5 TIMES IN ONE GAME.....	Dairon Blanco, 5/25/2023 @ St. Paul
REACHED BASE 4 TIMES IN ONE GAME.....	Drew Waters, 5/21/2023 vs. Toledo

REACHED BASE IN EVERY TRIP TO THE PLATE (6 PA).....	Brett Eibner, 4/9/2014 vs. Memphis
REACHED BASE IN EVERY TRIP TO THE PLATE (5 PA).....	Dairon Blanco, 5/25/2023 @ St. Paul
REACHED BASE IN EVERY TRIP TO THE PLATE (4 PA).....	Dairon Blanco, 5/13/2023 @ Scranton/Wilkes-Barre

HAD 2 HOME RUNS IN THE SAME INNING.....	Brett Eibner: 5th inning, 5/12/2015 vs. Memphis
HAD 2 DOUBLES IN THE SAME INNING.....	Clay Dungan: 6th inning, 6/26/2022 vs. Columbus
HAD 2 HITS IN THE SAME INNING.....	Drew Waters: 1st Inning, 5/17/2023 vs. Toledo
REACHED 2 TIMES IN THE SAME INNING.....	Drew Waters: 1st Inning, 5/17/2023 vs. Toledo
SCORED 2 RUNS IN THE SAME INNING.....	Brewer Hicklen: 6th inning, 8/26/2022 vs. Scranton/WB

HIT HOME RUNS IN 6 STRAIGHT GAMES.....	Steve Sisco, June 13 to June 21, 1998
HIT HOME RUNS IN 5 STRAIGHT GAMES.....	Cory Aldridge, July 27 to August 8, 2009
HIT HOME RUNS IN 4 STRAIGHT GAMES.....	Nick Pratto, August 19 to August 22, 2021
HIT HOME RUNS IN 3 STRAIGHT GAMES.....	Brent Rooker, September 23 to September 26, 2022
HIT HOME RUNS IN BACK-TO-BACK GAMES.....	Nick Loftin, May 24 and May 25, 2023
HIT HOME RUNS IN BOTH GAMES OF A DOUBLEHEADER.....	Nick Pratto, 4/7/2022 @ Indianapolis
HIT HOME RUNS FROM BOTH SIDES OF THE PLATE, GAME.....	Tim Raines Jr., 8/20/2009 @ Tacoma
HIT HOME RUN IN FIRST OMAHA AT-BAT.....	Jakson Reetz, 8/28/2022 vs. Scranton/WB [G1]

HAD 2+ HITS IN 7 STRAIGHT GAMES.....	Johnny Giavotella, August 3 to August 14, 2014
HAD 2+ HITS IN 6 STRAIGHT GAMES.....	Dairon Blanco, September 10 to September 17, 2022
HAD 2+ HITS IN 5 STRAIGHT GAMES.....	MJ Melendez, September 25 to October 2, 2021

HAD A 20+ GAME HITTING STREAK.....	Frank Schwindel, 20 Games: July 22 to August 13, 2018
HAD A 18+ GAME HITTING STREAK.....	Frank Schwindel, 20 Games: July 22 to August 13, 2018
HAD A 16+ GAME HITTING STREAK.....	Frank Schwindel, 20 Games: July 22 to August 13, 2018
HAD A 14+ GAME HITTING STREAK.....	Dairon Blanco, 15 Games: May 15 to July 10, 2022
HAD A 12+ GAME HITTING STREAK.....	Dairon Blanco, 15 Games: May 15 to July 10, 2022

HAD A 40+ GAME REACHED BASE STREAK.....	Shane Costa, 46 Games: April 14 to August 8, 2007
HAD A 35+ GAME REACHED BASE STREAK.....	Alex Gordon, 39 Games: May 9 to June 19, 2010
HAD A 30+ GAME REACHED BASE STREAK.....	Freddy Fermin, 33 Games: August 3 to September 15, 2022
HAD A 25+ GAME REACHED BASE STREAK.....	Freddy Fermin, 33 Games: August 3 to September 15, 2022
HAD A 20+ GAME REACHED BASE STREAK.....	Freddy Fermin, 33 Games: August 3 to September 15, 2022

THE LAST TIME AN OMAHA PITCHER...

THREW A 1-HITTER (9 Innings).....	Luis Mendoza, 7/18/2011 @ Memphis
THREW A 1-HITTER (7 Innings).....	
THREW A 2-HITTER (9 Innings).....	Jeff Suppan, 6/21/2011 @ Nashville
THREW A 2-HITTER (7 Innings).....	Arnaldo Hernandez, 7/21/2018 vs. Round Rock [G1]

THREW A 9-INNING COMPLETE GAME SHUTOUT.....	Luis Mendoza, 7/18/2011 @ Memphis
THREW A 7-INNING COMPLETE GAME SHUTOUT.....	Jake Kalish, 7/2/2018 vs. Nashville [G1]
THREW A 5-INNING COMPLETE GAME SHUTOUT.....	Anthony Lerew, 8/31/2010 vs. Round Rock

THREW A 9-INNING COMPLETE GAME.....	Arnaldo Hernandez, 8/15/2018 vs. Oklahoma City
THREW AN 8-INNING COMPLETE GAME.....	John Lannan, 6/16/2016 @ Oklahoma City
THREW A 7-INNING COMPLETE GAME.....	Austin Cox, 8/28/2022 vs. Scranton/WB [G1]
THREW A 6-INNING COMPLETE GAME.....	Matt Wright, 8/8/2008 @ Nashville [G2]
THREW A 5-INNING COMPLETE GAME.....	Trevor Oaks, 8/6/2018 vs. Salt Lake

STRUCK OUT 12 IN A GAME.....	Jakob Junis, 5/26/2017 @ Nashville
STRUCK OUT 11 IN A GAME.....	John Lamb, 7/9/2014 vs. Iowa
STRUCK OUT 10 IN A GAME.....	Jackson Kowar, 7/3/2021 @ St. Paul

WALKED 7 IN A GAME.....	Josh Staumont, 5/24/2017 @ Nashville
WALKED 6 IN A GAME.....	Drew Parrish, 6/22/2022 vs. Columbus
WALKED 5 IN A GAME.....	Drew Parrish, 5/20/2023 vs. Toledo

ALLOWED 6 HOME RUNS IN A GAME.....	Matt Wright, 8/18/2007 vs. Albuquerque
ALLOWED 5 HOME RUNS IN A GAME.....	Drew Parrish, 5/4/2023 vs. Louisville
ALLOWED 4 HOME RUNS IN A GAME.....	Jake Kalish, 9/24/2021 vs. Indianapolis
ALLOWED 3 HOME RUNS IN A GAME.....	Marcelo Martínez, 5/3/2023 vs. Louisville
ALLOWED 2 HOME RUNS IN A GAME.....	Jonathan Heasley, 5/21/2023 vs. Toledo

THREW 120+ PITCHES IN A GAME.....	Brett Tomko, 5/8/2014 @ Round Rock (127)
THREW 115+ PITCHES IN A GAME.....	Luke Farrell, 6/8/2017 vs. Nashville (116)
THREW 110+ PITCHES IN A GAME.....	Christian Binford, 9/3/2017 vs. Iowa (110)
THREW 100+ PITCHES IN A GAME.....	Jonathan Heasley, 4/25/2023 @ Nashville (114)
THREW 90+ PITCHES IN A GAME.....	Austin Cox, 4/27/2023 @ Nashville (99)
	Max Castillo, 5/2/2023 vs. Louisville (91)

WON HIS OMAHA DEBUT.....	Alec Marsh, 9/23/2022 vs. Iowa
THREW A AN IMMACULATE INNING.....	Anthony Swarzak, 6/3/2021 vs. Iowa

														STORM CHASERS				OPPONENT			
GM #	MARCH	OPPONENT	SCORE	RECORD	STANDINGS	WIN	LOSS	SAVE	TEMP.	1ST PITCH	TIME	ATT.	HOME ATT.	R	H	E	LO	R	H	E	LO
1.	3/31	@ Indianapolis	W, 8-6	1 - 0	1st +0.5	C. Snider (1-0)	Y. De Los Santos (0-1)	J. Staumont (1)	66°	7:05 PM	2:54	8,095		8	12	0	14	6	11	2	7
														STORM CHASERS				OPPONENT			
GM #	APRIL	OPPONENT	SCORE	RECORD	STANDINGS	WIN	LOSS	SAVE	TEMP.	1ST PITCH	TIME	ATT.	HOME ATT.	R	H	E	LO	R	H	E	LO
2.	4/1	@ Indianapolis	W, 12-1	2 - 0	1st +1.0	D. Parrish (1-0)	C. Smith (0-1)	-	42°	1:37 PM	2:26	4,012		12	16	0	11	1	5	2	3
3.	4/2	@ Indianapolis	W, 8-3	3 - 0	1st +1.0	J. Kowar (1-0)	D. Zamora (0-1)	-	49°	1:36 PM	2:53	4,240		8	12	0	9	3	11	2	10
4.	4/4	TOLEDO	L, 9-2	3 - 1	2nd -0.5	B. White (1-0)	M. Castillo (0-1)	-	55°	6:42 PM	2:27	3,200	3,200	2	6	0	6	9	12	0	5
5.	4/5	TOLEDO	L, 7-6	3 - 2	2nd -1.0	T. Holton (1-0)	R. Weiss (0-1)	M. Díaz (2)	35°	12:07 PM	2:40	1,405	4,605	6	8	2	6	7	12	1	9
6.	4/6	TOLEDO	L, 8-5	3 - 3	3rd -2.0	J. Fry (1-0)	J. Kowar (1-1)	M. Del Pozo (1)	45°	12:06 PM	2:48	1,607	6,212	5	7	1	4	8	10	2	9
7.	4/7	TOLEDO	W, 9-4	4 - 3	2nd -1.0	J. Heasley (1-0)	R. Olson (0-2)	-	70°	6:35 PM	2:35	1,968	8,180	9	12	0	6	4	9	0	11
8.	4/8	TOLEDO	W, 13-8	5 - 3	2nd -0.5	M. Martinez (1-0)	M. Lorenzen (0-1)	-	71°	2:05 PM	2:49	2,070	10,250	13	12	3	4	8	13	0	12
9.	4/9	TOLEDO	L, 8-2	5 - 4	2nd -1.5	T. Holton (2-0)	M. Castillo (0-2)	-	73°	2:11 PM	2:57	2,119	12,369	2	6	3	12	8	13	0	11
10.	4/11	@ Iowa	L, 9-6	5 - 5	5th -2.5	R. Elias (1-0)	M. Mayers (0-1)	M. Rodríguez (1)	79°	6:38 PM	2:34	3,557		6	10	0	6	9	7	1	6
11.	4/12	@ Iowa	W, 10-6	6 - 5	5th -1.5	J. Kowar (2-0)	R. Thompson (0-1)	-	77°	12:09 PM	2:26	4,085		10	12	0	5	6	8	0	
12.	4/13	@ Iowa	L, 14-1	6 - 6	6th -2.5	N. Neidert (1-1)	J. Heasley (1-1)	-	67°	6:38 PM	2:18	3,647		1	6	1	4	14	15	0	8
13.	4/14	@ Iowa	W, 11-8	7 - 6	6th -2.0	C. Snider (2-0)	M. Rodríguez (1-1)	N. Wittgren (1)	79°	7:09 PM	3:16	6,257		11	11	2	10	8	11	3	10
	4/15	@ Iowa	PPD/Rain (To be made up April 16)																		
14.	4/16-61	@ Iowa	Cancelled/Snow																		
15.	4/16-62	@ Iowa	Cancelled/Snow																		
14.	4/18	GWINNETT	L, 4-1	7 - 7	15th -3.0	T. Tice (2-0)	J. Kowar (2-2)	Y. Rios (1)	70°	6:39 PM	2:24	1,703	14,072	1	7	1	8	4	6	0	8
15.	4/19	GWINNETT	L, 6-2	7 - 8	15th -4.0	B. Burrows (1-0)	J. Heasley (1-2)	-	70°	12:05 PM	2:15	6,641	20,713	2	6	0	5	6	10	0	3
16.	4/20	GWINNETT	L, 9-3	7 - 9	16th -4.5	B. Moran (1-0)	M. Castillo (0-3)	-	56°	6:37 PM	2:47	2,026	22,739	3	3	1	10	9	10	1	5
17.	4/21	GWINNETT	L, 7-3	7 - 10	7th -6.0	A. Winans (1-2)	E. Sisk (0-1)	-	44°	6:36 PM	3:01	2,041	24,780	3	9	2	9	7	11	0	8
18.	4/22	GWINNETT	L, 5-2	7 - 11	6th -7.0	D. Dodd (1-0)	A. Núñez (0-1)	Y. Rios (2)	42°	2:06 PM	2:27	3,025	27,805	2	4	1	2	5	10	0	10
19.	4/23	GWINNETT	W, 5-3	8 - 11	6th -6.0	M. Mayers (1-1)	N. Kingham (0-3)	N. Wittgren (2)	49°	2:06 PM	2:23	2,046	29,851	5	12	3	6	3	8	0	9
20.	4/25	@ Nashville	L, 8-3	8 - 12	16th -7.0	R. Gasser (1-0)	J. Heasley (1-3)	-	67°	6:39 PM	2:14	4,127		3	5	1	3	8	11	0	6
21.	4/26	@ Nashville	L, 5-0	8 - 13	17th -8.0	C. Boushley (1-1)	M. Castillo (0-4)	-	68°	6:37 PM	2:27	5,455		0	4	0	5	5	11	1	8
22.	4/27	@ Nashville	W, 2-1	9 - 13	7th -7.0	A. Cox (1-0)	J. Junk (2-1)	N. Wittgren (3)	61°	7:19 PM	2:28 (:44)	3,507		2	8	0	7	1	6	1	8
23.	4/28	@ Nashville	L, 4-3	9 - 14	7th -7.0	J. Bukauskas (1-0)	J. Dye (0-1)	-	69°	6:37 PM	2:26	6,707		3	5	1	3	4	7	1	4
24.	4/29	@ Nashville	L, 6-5 (10)	9 - 15	8th -8.0	L. Erceg (3-0)	E. Sisk (0-2)	-	70°	6:39 PM	2:58	9,833		5	8	0	6	6	13	1	15
25.	4/30	@ Nashville	W, 10-6	10 - 15	7th -7.0	A. Núñez (1-1)	J. Bukauskas (1-1)	-	61°	3:08 PM	3:00 (7:03)	9,469		10	11	1	9	6	9	3	9
APRIL Hitting Results: .250/.337/.441 (200-for-799), 49 2B, 2 3B, 33 HR, 124 R, 99 BB, 38 SB // APRIL Pitching Results: 9-15, 5.65 ERA (133 ER in 212.0 IP), 3/7 SV, 238 H, 30 HR, 104 BB, 198 K, 1.61 WHIP, .284 AVG																					
														STORM CHASERS				OPPONENT			
GM #	MAY	OPPONENT	SCORE	RECORD	STANDINGS	WIN	LOSS	SAVE	TEMP.	1ST PITCH	TIME	ATT.	HOME ATT.	R	H	E	LO	R	H	E	LO
26.	5/2	LOUISVILLE	L, 10-4	10 - 16	18th -8.0	A. Abbott (1-0)	M. Castillo (0-5)	-	57°	12:06 PM	2:57	2,024	31,875	4	6	0	10	10	14	2	8
27.	5/3	LOUISVILLE	L, 7-4	10 - 17	10th -9.0	B. Lively (4-0)	M. Martinez (1-1)	-	60°	11:07 AM	2:20	3,364	35,239	4	10	1	5	7	11	0	7
28.	5/4	LOUISVILLE	L, 12-10	10 - 18	10th -9.0	R. Wynne (1-1)	D. Parrish (1-1)	-	77°	6:36 PM	2:45	3,333	38,572	10	11	1	9	12	13	4	4
29.	5/5	LOUISVILLE	W, 6-2	11 - 18	10th -8.0	M. Mayers (2-1)	B. Williamson (1-4)	J. Kowar (1)	63°	6:36 PM	2:14	5,735	44,307	6	5	0	3	2	7	1	7
30.	5/6	LOUISVILLE	W, 11-9	12 - 18	8th -7.5	E. Sisk (1-2)	J. Kuhnel (0-1)	J. Cuas (1)	78°	6:37 PM	2:57	3,872	48,179	11	12	0	8	9	13	1	6
31.	5/7	LOUISVILLE	L, 4-3	12 - 19	9th -7.0	Z. Brown (1-1)	B. Kriske (0-1)	A. Busenitz (3)	82°	2:07 PM	2:46	2,469	50,648	3	8	0	7	4	6	0	8
32.	5/9	@ Scranton/WB	L, 14-2	12 - 20	9th -8.0	M. Spence (3-2)	D. Parrish (1-2)	-	68°	6:06 PM	2:20	3,053		2	4	1	2	14	18	1	7
33.	5/10	@ Scranton/WB	L, 4-3	12 - 21	10th -8.5	A. McGarity (3-0)	D. Coleman (0-1)	-	60°	11:05 AM	2:41	5,829		3	5	0	9	4	4	1	6
34.	5/11	@ Scranton/WB	W, 4-3 (11)	13 - 21	9th -8.5	A. Núñez (2-1)	D. Snelten (0-2)	-	76°	6:37 PM	3:02	3,691		4	4	0	6	3	8	2	10
35.	5/12	@ Scranton/WB	W, 3-2	14 - 21	9th -8.5	D. Lynch (1-0)	R. Vásquez (0-5)	N. Wittgren (4)	79°	6:35 PM	2:22	4,142		3	8	0	5	2	4	1	6
36.	5/13	@ Scranton/WB	L, 8-6	14 - 22	10th -9.0	A. McGarity (4-0)	B. Kriske (0-2)	-	76°	4:05 PM	2:32	5,027		6	14	0	6	8	10	0	5
37.	5/14	@ Scranton/WB	W, 6-3	15 - 22	9th -8.0	J. Dipoto (1-0)	D. Snelten (0-3)	N. Wittgren (5)	75°	1:06 PM	3:02	3,058		6	7	0	6	3	9	1	11
38.	5/16	TOLEDO	L, 9-2	15 - 23	10th -8.0	H. Hembree (4-1)	J. Heasley (1-4)	-	77°	6:36 PM	2:45	2,001	52,649	2	9	1	15	9	12	0	6
39.	5/17	TOLEDO	W, 16-8	16 - 23	10th -7.5	W. Pennington (1-0)	Z. Logue (1-3)	-	83°	6:37 PM	2:54	2,218	54,867	16	18	0	8	8	14	2	3
40.	5/18	TOLEDO	W, 9-0	17 - 23	10th -6.5	A. Cox (2-0)	B. Haniffee (0-3)	-	78°	6:37 PM	2:31	3,529	58,396	9	14	0	8	0	3	0	6
41.	5/19	TOLEDO	W, 9-1	18 - 23	10th -6.0	A. Núñez (3-1)	A. Bergner (1-1)	-	66°	6:36 PM	2:41	5,058	63,454	9	12	1	9	1	6	1	8
42.	5/20	TOLEDO	L, 4-1	18 - 24	10th -7.5	R. Olson (2-3)	J. McArthur (0-1)	M. Díaz (7)	75°	6:38 PM	2:47	6,882	70,336	1	2	0	8	4	5	1	8
43.	5/21	TOLEDO	W, 8-4	19 - 24	10th -6.5	N. Wittgren (1-0)	S. Elledge (0-1)	-	81°	5:07 PM	2:50	3,995	74,331	8	12	0	9	4	15	2	11
44.	5/23	@ St. Paul	W, 6-1	20 - 24	10th -6.5	D. Lynch (2-0)	S. Woods Richardson (0-5)	-	76°	11:09 AM	2:24	7,436		6	10	0	10	1	6	0	7
45.	5/24	@ St. Paul	L, 6-5	20 - 25	10th -6.5	O. Ortega (2-0)	B. Kriske (0-3)	-	68°	7:08 PM	3:00	4,222		5	11	1	12	6	9	2	9
46.	5/25	@ St. Paul	L, 8-6	20 - 26	10th -7.5	R. Henriquez (1-0)	A. Núñez (3-2)	P. Murphy (2)	74°	7:09 PM	2:50	7,218		6	10	3	12	8	10	2	6
47.	5/26	@ St. Paul																			
48.	5/27	@ St. Paul																			
49.	5/28	@ St. Paul																			
50.	5/30	MEMPHIS																			
51.	5/31	MEMPHIS																			
MAY Hitting Results: // MAY Pitching Results:																					
														STORM CHASERS				OPPONENT			
GM #	JUNE	OPPONENT	SCORE	RECORD	STANDINGS	WIN	LOSS	SAVE	TEMP.	1ST PITCH	TIME	ATT.	HOME ATT.	R	H	E	LO	R	H	E	LO
52.	6/1	MEMPHIS																			
53.	6/2	MEMPHIS																			
54.	6/3	MEMPHIS																			
55.	6/4	MEMPHIS																			
56.	6/6	@ Indianapolis																			
57.	6/7	@ Indianapolis																			
58.	6/8	@ Indianapolis																			
59.	6/9	@ Indianapolis																			
60.	6/10	@ Indianapolis																			
61.	6/11	@ Indianapolis																			
62.	6/13	COLUMBUS																			
63.	6/14	COLUMBUS																			
64.	6/15	COLUMBUS																			
65.	6/16	COLUMBUS																			
66.	6/17	COLUMBUS																			
67.	6/18	COLUMBUS																			
68.	6/20	@ Rochester																			
69.	6/21	@ Rochester																			
70.	6/22	@ Rochester																			
71.	6/23	@ Rochester																			
72.	6/24	@ Rochester																			
73.	6/25	@ Rochester																			

GM #	JUNE	OPPONENT	SCORE	RECORD	STANDINGS	WIN	LOSS	SAVE	TEMP.	1ST PITCH	TIME	ATT.	HOME ATT.	STORM CHASERS				OPPONENT			
														R	H	E	LO	R	H	E	LO
75	6/28	IOWA																			
76	6/29	IOWA																			
77	6/30	IOWA																			
JUNE Hitting Results: TBD // JUNE Pitching Results: TBD														STORM CHASERS				OPPONENT			
GM #	JULY	OPPONENT	SCORE	RECORD	STANDINGS	WIN	LOSS	SAVE	TEMP.	1ST PITCH	TIME	ATT.	HOME ATT.	STORM CHASERS				OPPONENT			
														R	H	E	LO	R	H	E	LO
78	7/1	IOWA																			
79	7/2	IOWA																			
80	7/3	IOWA																			
81	7/4	@ Gwinnett																			
82	7/5	@ Gwinnett																			
83	7/6	@ Gwinnett																			
84	7/7	@ Gwinnett																			
85	7/8	@ Gwinnett																			
86	7/9	@ Gwinnett																			
87	7/14	INDIANAPOLIS																			
88	7/15	INDIANAPOLIS																			
89	7/16	INDIANAPOLIS																			
90	7/18	ST. PAUL																			
91	7/19	ST. PAUL																			
92	7/20	ST. PAUL																			
93	7/21	ST. PAUL																			
94	7/22	ST. PAUL																			
95	7/23	ST. PAUL																			
96	7/25	@ Columbus																			
97	7/26	@ Columbus																			
98	7/27	@ Columbus																			
99	7/28	@ Columbus																			
100	7/29	@ Columbus																			
102	7/30	@ Columbus																			
JULY Hitting Results: TBD // JULY Pitching Results: TBD														STORM CHASERS				OPPONENT			
GM #	AUGUST	OPPONENT	SCORE	RECORD	STANDINGS	WIN	LOSS	SAVE	TEMP.	1ST PITCH	TIME	ATT.	HOME ATT.	STORM CHASERS				OPPONENT			
														R	H	E	LO	R	H	E	LO
101	8/1	@ Louisville																			
102	8/2	@ Louisville																			
103	8/3	@ Louisville																			
104	8/4	@ Louisville																			
105	8/5	@ Louisville																			
106	8/6	@ Louisville																			
107	8/8	IOWA																			
108	8/9	IOWA																			
109	8/10	IOWA																			
110	8/11	IOWA																			
111	8/12	IOWA																			
112	8/13	IOWA																			
113	8/15	@ Toledo																			
114	8/16	@ Toledo																			
115	8/17	@ Toledo																			
116	8/18	@ Toledo																			
117	8/19	@ Toledo																			
118	8/20	@ Toledo																			
119	8/22	ST. PAUL																			
120	8/23	ST. PAUL																			
121	8/24	ST. PAUL																			
122	8/25	ST. PAUL																			
123	8/26	ST. PAUL																			
124	8/27	ST. PAUL																			
125	8/29	LOUISVILLE																			
126	8/30	LOUISVILLE																			
127	8/31	LOUISVILLE																			
AUGUST Hitting Results: TBD // AUGUST Pitching Results: TBD														STORM CHASERS				OPPONENT			
GM #	SEPTEMBER	OPPONENT	SCORE	RECORD	STANDINGS	WIN	LOSS	SAVE	TEMP.	1ST PITCH	TIME	ATT.	HOME ATT.	STORM CHASERS				OPPONENT			
														R	H	E	LO	R	H	E	LO
128	9/1	LOUISVILLE																			
129	9/2	LOUISVILLE																			
130	9/3	LOUISVILLE																			
131	9/5	@ Iowa																			
132	9/6	@ Iowa																			
133	9/7	@ Iowa																			
134	9/8	@ Iowa																			
135	9/9	@ Iowa																			
136	9/10	@ Iowa																			
137	9/12	INDIANAPOLIS																			
138	9/13	INDIANAPOLIS																			
139	9/14	INDIANAPOLIS																			
140	9/15	INDIANAPOLIS																			
141	9/16	INDIANAPOLIS																			
142	9/17	INDIANAPOLIS																			
143	9/19	@ Columbus																			
144	9/20	@ Columbus																			
145	9/21	@ Columbus																			
146	9/22	@ Columbus																			
147	9/23	@ Columbus																			
148	9/24	@ Columbus																			
SEPTEMBER Hitting Results: TBD // SEPTEMBER Pitching Results: TBD														STORM CHASERS				OPPONENT			
2ND HALF Hitting Results: TBD // 2ND HALF Pitching Results: TBD														STORM CHASERS				OPPONENT			

LF

Tucker Bradley, 22 (10-12)
Dairon Blanco, 8 (4-4)
Samad Taylor, 5 (3-2)
Brewer Hicklen, 5 (1-4)
Nick Pratto, 3 (1-2)
Franmil Reyes, 1 (1-0)
Tyler Gentry, 1 (0-1)

CF

Dairon Blanco, 19 (9-10)
Drew Waters, 12 (7-5)
Samad Taylor, 10 (2-8)
Nate Eaton, 4 (2-2)
Brewer Hicklen, 1 (0-1)

RF

Tyler Gentry, 38 (16-22)
CJ Alexander, 4 (1-3)
Dairon Blanco, 3 (3-0)
Nate Eaton, 1 (0-1)

SS

Angelo Castellano, 28 (9-19)
Maikel Garcia, 14 (8-6)
Clay Dungan, 3 (2-1)
Nicky Lopez, 1 (1-0)

2B

Samad Taylor, 27 (14-13)
Nick Loftin, 9 (1-8)
Clay Dungan, 5 (3-2)
Angelo Castellano, 4 (2-2)
Nicky Lopez, 1 (0-1)

SP

Jonathan Heasley, 9 (5-4)
Mike Mayers, 8 (3-5)
Drew Parrish, 8 (3-5)
Austin Cox, 7 (4-3)
Max Castillo, 5 (0-5)
Daniel Lynch, 4 (3-1)
Daniel Mengden, 2 (2-0)
Jackson Kowar, 1 (0-1)
Marcelo Martinez, 1 (0-1)
Anthony Veneziano, 1 (0-1)

3B

Nick Loftin, 29 (16-13)
Maikel Garcia, 10 (2-8)
Angelo Castellano, 2 (1-1)
Samad Taylor, 2 (0-2)
Clay Dungan, 1 (1-0)
Nate Eaton, 1 (0-1)
Nicky Lopez, 1 (0-1)

1B

CJ Alexander, 18 (8-10)
Nick Pratto, 16 (6-10)
Logan Porter, 10 (5-5)
Greyson Jenista, 2 (1-1)

DH

Brewer Hicklen, 10 (5-5)
CJ Alexander, 8 (5-3)
Dairon Blanco, 5 (3-2)
Tyler Gentry, 4 (2-2)
Logan Porter, 4 (1-3)
Jakson Reetz, 3 (1-2)
Franmil Reyes, 3 (1-2)
Nick Loftin, 3 (0-3)
Tucker Bradley, 2 (2-0)
Freddy Fermin, 2 (0-2)
Johan Camargo, 1 (0-1)
Samad Taylor, 1 (0-1)

C

Logan Porter, 19 (7-12)
Jakson Reetz, 15 (7-8)
Freddy Fermin, 12 (6-6)

1	2	3	4	5	6	7	8	9
Samad Taylor, 33 (12-21) Drew Waters, 12 (7-5) Dairon Blanco, 1 (1-0)	Maikel Garcia, 24 (10-14) Samad Taylor, 9 (6-3) Nick Loftin, 7 (3-4) Nicky Lopez, 3 (1-2) Nate Eaton, 2 (0-2) CJ Alexander, 1 (0-1)	Tyler Gentry, 34 (13-21) Nick Pratto, 4 (3-1) Nick Loftin, 4 (2-2) Samad Taylor, 3 (1-2) Nate Eaton, 1 (0-1)	Nick Pratto, 14 (5-9) Logan Porter, 13 (4-9) Tyler Gentry, 9 (5-4) CJ Alexander, 4 (3-1) Franmil Reyes, 4 (2-2) Freddy Fermin, 1 (1-0) Nick Loftin, 1 (0-1)	Nick Loftin, 25 (9-16) CJ Alexander, 6 (5-1) Logan Porter, 6 (3-3) Jakson Reetz, 2 (2-0) Brewer Hicklen, 2 (1-1) Johan Camargo, 1 (0-1) Nate Eaton, 1 (0-1) Freddy Fermin, 1 (0-1) Greyson Jenista, 1 (0-1) Nick Pratto, 1 (0-1)	CJ Alexander, 14 (5-9) Logan Porter, 10 (3-7) Jakson Reetz, 7 (2-5) Brewer Hicklen, 5 (3-2) Nick Loftin, 4 (2-2) Freddy Fermin, 2 (2-0) Tucker Bradley, 1 (1-0) Nate Eaton, 1 (1-0) Greyson Jenista, 1 (1-0) Dairon Blanco, 1 (0-1)	Dairon Blanco, 16 (9-7) Freddy Fermin, 10 (3-7) Jakson Reetz, 6 (3-3) Brewer Hicklen, 6 (0-6) Logan Porter, 4 (2-2) CJ Alexander, 2 (1-1) Tucker Bradley, 1 (1-0) Nate Eaton, 1 (1-0)	Dairon Blanco, 16 (8-8) Tucker Bradley, 11 (5-6) Clay Dungan, 6 (4-2) Brewer Hicklen, 4 (2-2) Jakson Reetz, 3 (1-2) CJ Alexander, 3 (0-3) Angelo Castellano, 3 (0-3)	Angelo Castellano, 31 (12-19) Tucker Bradley, 10 (4-6) Clay Dungan, 3 (2-1) Dairon Blanco, 2 (2-0)

PLAYER	GS	POSITION										BATTING ORDER								
		C	1B	2B	3B	SS	LF	CF	RF	OF	DH	1ST	2ND	3RD	4TH	5TH	6TH	7TH	8TH	9TH
Samad Taylor	45			27	2		5	10		15	1	33	9	3						
Tyler Gentry	43					1			38	39	4			34	9					
Nick Loftin	41			9	29						3		7	4	1	25	4			
Dairon Blanco	35					8	19	3		30	5	1					1	16	15	2
Logan Porter	34	19	11								4				14	6	10	4		
Angelo Castellano	34			4	2	28													3	31
CJ Alexander	30		18						4	4	8		1		4	6	14	2	3	
Maikel Garcia	24				10	14							24							
Tucker Bradley	24						22			22	2						1	1	12	10
Nick Pratto	18		15			3				3				4	13	1				
Jakson Reetz	18	15									3					2	7	6	3	
Brewer Hicklen	17					6	1			7	10					2	5	6	4	
Freddy Fermin	14	12									2				1	1	2	10		
Drew Waters	12							12		12		12								
Clay Dungan	9			5	1	3													6	3
Nate Eaton	6				1			4	1	5			2	1		1	1	1		
Franmil Reyes	4					1				1	3				4					
Nicky Lopez	3			1	1	1							3							
Greyson Jenista	2		2													1	1			
Johan Camargo	1										1					1				

OF LINEUP COMBOS

46 Games
45 Unique Lineup Combinations Used

MOST USED LINEUP (2x)

PLAYER	Pos.
1. Samad Taylor	2B
2. Maikel Garcia	SS
3. Nick Pratto	1B
4. Tyler Gentry	RF
5. Nick Loftin	3B
6. CJ Alexander	DH
7. Freddy Fermin	C
8. Dairon Blanco	CF
9. Tucker Bradley	LF

STORM CHASERS POSITION PRODUCTION

	AVG	AB	H	TB	2B	3B	HR	RBI	BB	SO	OBP	SLG	OPS	SAC	SF	HBP	GIDP
C	.278	169	47	87	13	0	9	27	22	50	.368	.515	.883	0	0	2	5
1B	.194	180	35	77	8	2	10	23	17	57	.262	.428	.690	0	4	1	4
2B	.238	181	43	69	7	2	5	31	21	37	.322	.381	.703	0	3	3	3
3B	.309	181	56	89	12	0	7	38	22	27	.382	.492	.874	0	3	1	8
SS	.248	161	40	66	11	0	5	31	25	40	.346	.410	.756	0	2	0	1
LF	.214	154	33	55	8	1	4	21	30	47	.361	.357	.718	0	1	6	5
CF	.333	174	58	93	14	3	5	16	24	40	.429	.534	.963	1	1	6	8
RF	.231	182	42	64	11	1	3	21	23	46	.329	.352	.681	0	3	5	3
DH	.288	170	49	89	13	0	9	30	23	51	.379	.524	.903	1	0	2	3

STORM CHASERS BATTING ORDER PRODUCTION

	AVG	AB	H	TB	2B	3B	HR	RBI	BB	SO	OBP	SLG	OPS	SAC	SF	HBP	GIDP
1st	.319	191	61	98	14	4	5	29	25	39	.395	.513	.908	0	3	1	5
2nd	.242	186	45	70	13	0	4	33	27	45	.341	.376	.717	0	2	2	4
3rd	.250	180	45	71	10	2	4	30	26	44	.359	.394	.753	0	4	7	5
4th	.227	181	41	78	8	1	9	23	21	53	.303	.431	.734	0	5	1	7
5th	.253	186	47	83	9	0	9	28	13	47	.307	.446	.753	0	1	2	7
6th	.295	176	52	105	17	0	12	27	14	46	.358	.597	.955	0	0	3	3
7th	.226	159	36	62	9	1	5	25	24	41	.342	.390	.732	1	0	4	4
8th	.271	140	38	57	10	0	3	16	38	42	.443	.407	.850	1	1	6	2
9th	.244	160	39	67	8	1	6	29	19	42	.322	.419	.741	0	1	0	3

OUTFIELD ASSIST LOG

#	OUTFIELDER	Pos.	GAME	INNING	BASE	PITCHER	BATTER	RUNNER OUT	PLAY
1.	Tucker Bradley	LF	4/4 vs. Toledo	▲ 6	3rd	Brooks Kiske	Akil Baddoo	Akil Baddoo	Baddoo 3-RBI double, out at 3rd (7-6-5)
2.	Tyler Gentry	RF	4/14 @ Iowa	▼ 5	Home	Andrés Núñez	Matt Mervis	Christopher Morel	Mervis double, Morel out at home (9-4-2)
3.	Dairon Blanco	CF	4/19 vs. Gwinnett	▲ 3	2nd	Jonathan Heasley	Hendrik Clementina	Hendrik Clementina	Clementina RBI single, out at 2nd (8-4)
4.	Samad Taylor	CF	4/26 @ Nashville	▼ 5	2nd	Max Castillo	Andruw Monasterio	Andruw Monasterio	Monasterio single, out at 2nd (8-5-3-5)
5.	Nate Eaton	CF	4/27 @ Nashville	▼ 1	Home	Austin Cox	Keston Hiura	Andruw Monasterio	Hiura single, Monasterio out at home (8-2)
6.	Dairon Blanco	LF	4/28 @ Nashville	▼ 8	2nd	Jackson Kowar	Keston Hiura	Keston Hiura	Hiura 2-RBI single, out at 2nd (7-2-4)
7.	Brewer Hicklen	LF	5/2 vs. Louisville	▲ 5	2nd	Max Castillo	Matt McLain	Matt McLain	McLain 2-RBI single, out at 2nd (7-5-4-3-5)
8.	Dairon Blanco	CF	5/5 vs. Louisville	▲ 4	Home	Mike Mayers	Nick Martini	Will Benson	Martini flies out to CF, Benson out at home (8-2)
9.	Franmil Reyes	RF	5/6 vs. Louisville	▲ 6	2nd	Collin Snider	Matt McLain	Matt McLain	McLain RBI double, out at 2nd (7-6-4-5)
10.	Tyler Gentry	RF	5/11 @ Scranton/WB	▼ 9	Home	Nick Wittgren	Billy McKinney	Michael Hermosillo	McKinney RBI single, Hermosillo out at home (9-5-2)
11.	Drew Waters	CF	5/20 vs. Toledo	▲ 6	3rd	Walter Pennington	Parker Meadows	Jermaine Palacios	Meadows sacrifice fly DP, Palacios out at 3rd (8-6)
12.	Tucker Bradley	LF	5/25 @ St. Paul	▼ 5	2nd	Jackson Kowar	Chris Williams	Chris Williams	Williams RBI single, out at 2nd (7-5-3-4-3)

OUTFIELD ASSISTS (12)

DAIRON BLANCO (3)	LF	1
	CF	2
TUCKER BRADLEY (2)	LF	2
NATE EATON (1)	CF	1
TYLER GENTRY (2)	RF	2
BREWER HICKLEN (1)	LF	1
FRANMIL REYES (1)	LF	1
SAMAD TAYLOR (1)	CF	1
DREW WATERS (1)	CF	1

	DATE	OPPONENT	RESULT	SP	C	1B	2B	3B	SS	LF	CF	RF	DH
3/31		@ Indianapolis	W, 8-6	Mike Mayers	Freddy Fermin	Nick Pratto	Samad Taylor	Nick Loftin	Maikel Garcia	Tucker Bradley	Dairon Blanco	Tyler Gentry	CJ Alexander
4/2		@ Indianapolis	W, 12-1	Austin Cox	Logan Porter	Nick Pratto	Angelo Castellano	Nick Loftin	Maikel Garcia	Tucker Bradley	Dairon Blanco	Tyler Gentry	Jakson Reetz
4/3		@ Indianapolis	W, 8-3	Jonathan Heasley	Freddy Fermin	Nick Pratto	Samad Taylor	Nick Loftin	Maikel Garcia	Tucker Bradley	Dairon Blanco	Tyler Gentry	CJ Alexander
4/4		TOLEDO	L, 9-2	Max Castillo	Freddy Fermin	Nick Pratto	Samad Taylor	Nick Loftin	Maikel Garcia	Tucker Bradley	Dairon Blanco	Tyler Gentry	CJ Alexander
4/5		TOLEDO	L, 7-6	Mike Mayers	Jakson Reetz	Logan Porter	Angelo Castellano	Nick Loftin	Maikel Garcia	Tucker Bradley	Samad Taylor	Tyler Gentry	Freddy Fermin
4/6		TOLEDO	L, 8-5	Jackson Kowar	Freddy Fermin	CJ Alexander	Samad Taylor	Nick Loftin	Maikel Garcia	Tucker Bradley	Dairon Blanco	Tyler Gentry	Logan Porter
4/7		TOLEDO	W, 9-4	Jonathan Heasley	Freddy Fermin	Logan Porter	Samad Taylor	Angelo Castellano	Maikel Garcia	Tucker Bradley	Dairon Blanco	CJ Alexander	Tyler Gentry
4/8		TOLEDO	W, 13-8	Drew Parrish	Freddy Fermin	Nick Pratto	Samad Taylor	Maikel Garcia	Angelo Castellano	Tucker Bradley	Dairon Blanco	Tyler Gentry	CJ Alexander
4/9		TOLEDO	L, 8-2	Max Castillo	Logan Porter	Nick Pratto	Samad Taylor	Angelo Castellano	Maikel Garcia	Tyler Gentry	Dairon Blanco	CJ Alexander	Jakson Reetz
4/11		@ Iowa	L, 9-6	Mike Mayers	Freddy Fermin	Nick Pratto	Samad Taylor	Nick Loftin	Maikel Garcia	Tucker Bradley	Dairon Blanco	Tyler Gentry	Logan Porter
4/12		@ Iowa	W, 10-6	Austin Cox	Logan Porter	Nick Pratto	Samad Taylor	Nick Loftin	Maikel Garcia	Tucker Bradley	Dairon Blanco	Tyler Gentry	CJ Alexander
4/13		@ Iowa	L, 14-1	Jonathan Heasley	Freddy Fermin	Nick Pratto	Angelo Castellano	Nick Loftin	Maikel Garcia	Tucker Bradley	Samad Taylor	CJ Alexander	Tyler Gentry
4/14		@ Iowa	W, 11-8	Drew Parrish	Freddy Fermin	CJ Alexander	Angelo Castellano	Nick Loftin	Maikel Garcia	Tucker Bradley	Samad Taylor	Tyler Gentry	Logan Porter
4/15		@ Iowa	Cancelled/snow										
4/16 G1		@ Iowa	Cancelled/snow										
4/16 G2		@ Iowa	Cancelled/snow										
4/18		WINNETT	L, 4-1	Mike Mayers	Freddy Fermin	Logan Porter	Nick Loftin	Maikel Garcia	Angelo Castellano	Nick Pratto	Samad Taylor	CJ Alexander	Tyler Gentry
4/19		WINNETT	L, 6-2	Jonathan Heasley	Logan Porter	Nick Pratto	Samad Taylor	Nick Loftin	Angelo Castellano	Tucker Bradley	Dairon Blanco	Tyler Gentry	Jakson Reetz
4/20		WINNETT	L, 9-3	Max Castillo	Freddy Fermin	Nick Pratto	Nick Loftin	Maikel Garcia	Angelo Castellano	Dairon Blanco	Samad Taylor	Tyler Gentry	Logan Porter
4/21		WINNETT	L, 7-3	Austin Cox	Jakson Reetz	Nick Pratto	Nick Loftin	Maikel Garcia	Angelo Castellano	Tucker Bradley	Samad Taylor	Tyler Gentry	CJ Alexander
4/22		WINNETT	L, 7-4	Drew Parrish	Jakson Reetz	Logan Porter	CJ Alexander	Samad Taylor	Angelo Castellano	Nick Pratto	Dairon Blanco	Tyler Gentry	Nick Loftin
4/23		WINNETT	W, 7-5	Mike Mayers	Jakson Reetz	Nick Pratto	Nick Loftin	Maikel Garcia	Angelo Castellano	Tucker Bradley	Dairon Blanco	Tyler Gentry	CJ Alexander
4/25		@ Nashville	L, 8-3	Jonathan Heasley	Logan Porter	Nick Pratto	Nick Loftin	Maikel Garcia	Angelo Castellano	Tucker Bradley	Samad Taylor	Tyler Gentry	Dairon Blanco
4/26		@ Nashville	L, 5-0	Max Castillo	Logan Porter	Nick Pratto	Nick Loftin	Maikel Garcia	Angelo Castellano	Brewer Hicklen	Samad Taylor	Tyler Gentry	CJ Alexander
4/27		@ Nashville	W, 2-1	Austin Cox	Jakson Reetz	CJ Alexander	Samad Taylor	Nick Loftin	Maikel Garcia	Nick Pratto	Nate Eaton	Dairon Blanco	Tyler Gentry
4/28		@ Nashville	L, 4-3	Drew Parrish	Logan Porter	CJ Alexander	Samad Taylor	Maikel Garcia	Angelo Castellano	Nate Eaton	Tyler Gentry	Brewer Hicklen	Freddy Fermin
4/29		@ Nashville	L, 6-5 (10)	Mike Mayers	Jakson Reetz	CJ Alexander	Nick Loftin	Maikel Garcia	Angelo Castellano	Tucker Bradley	Samad Taylor	Nate Eaton	Freddy Fermin
4/30		@ Nashville	W, 10-6	Jonathan Heasley	Freddy Fermin	Logan Porter	Samad Taylor	Nick Loftin	Maikel Garcia	Tucker Bradley	Nate Eaton	Tyler Gentry	Brewer Hicklen
5/2		LOUISVILLE	L, 10-4	Max Castillo	Jakson Reetz	Logan Porter	Samad Taylor	Nate Eaton	Angelo Castellano	Brewer Hicklen	Dairon Blanco	Tyler Gentry	Nick Loftin
5/3		LOUISVILLE	L, 7-4	Marcelo Martinez	Logan Porter	CJ Alexander	Samad Taylor	Nick Loftin	Angelo Castellano	Tucker Bradley	Nate Eaton	Tyler Gentry	Brewer Hicklen
5/4		LOUISVILLE	L, 12-10	Drew Parrish	Logan Porter	CJ Alexander	Samad Taylor	Nick Loftin	Angelo Castellano	Tucker Bradley	Brewer Hicklen	Tyler Gentry	Franmil Reyes
5/5		LOUISVILLE	W, 6-2	Mike Mayers	Jakson Reetz	Logan Porter	Samad Taylor	Nick Loftin	Angelo Castellano	Brewer Hicklen	Dairon Blanco	Tyler Gentry	Franmil Reyes
5/6		LOUISVILLE	W, 11-9	Daniel Mengden	Logan Porter	CJ Alexander	Samad Taylor	Nick Loftin	Angelo Castellano	Franmil Reyes	Dairon Blanco	Tyler Gentry	Tucker Bradley
5/7		LOUISVILLE	L, 4-3	Daniel Lynch	Jakson Reetz	Logan Porter	Samad Taylor	Nick Loftin	Angelo Castellano	Brewer Hicklen	Dairon Blanco	Tyler Gentry	Franmil Reyes
5/9		@ Scranton/WB	L, 14-2	Drew Parrish	Logan Porter	CJ Alexander	Samad Taylor	Nick Loftin	Angelo Castellano	Clay Dungan	Tucker Bradley	Drew Waters	Brewer Hicklen
5/10		@ Scranton/WB	L, 4-3	Mike Mayers	Jakson Reetz	Logan Porter	Clay Dungan	Nick Loftin	Angelo Castellano	Brewer Hicklen	Dairon Blanco	Tyler Gentry	Samad Taylor
5/11		@ Scranton/WB	W, 4-3 (11)	Jonathan Heasley	Logan Porter	CJ Alexander	Samad Taylor	Nick Loftin	Angelo Castellano	Tucker Bradley	Dairon Blanco	Tyler Gentry	Brewer Hicklen
5/12		@ Scranton/WB	W, 5-3	Daniel Lynch	Jakson Reetz	CJ Alexander	Samad Taylor	Nick Loftin	Angelo Castellano	Dairon Blanco	Drew Waters	Tyler Gentry	Tucker Bradley
5/13		@ Scranton/WB	L, 8-6	Austin Cox	Logan Porter	CJ Alexander	Samad Taylor	Nick Loftin	Angelo Castellano	Brewer Hicklen	Drew Waters	Tyler Gentry	Dairon Blanco
5/14		@ Scranton/WB	W, 6-3	Jonathan Heasley	Jakson Reetz	CJ Alexander	Samad Taylor	Nick Loftin	Angelo Castellano	Clay Dungan	Dairon Blanco	Tyler Gentry	Brewer Hicklen
5/16		TOLEDO	L, 9-2	Drew Parrish	Logan Porter	CJ Alexander	Samad Taylor	Nick Loftin	Angelo Castellano	Samad Taylor	Drew Waters	Tyler Gentry	Johan Camargo
5/17		TOLEDO	W, 16-8	Daniel Lynch	Jakson Reetz	CJ Alexander	Samad Taylor	Nick Loftin	Angelo Castellano	Samad Taylor	Drew Waters	Tyler Gentry	Dairon Blanco
5/18		TOLEDO	W, 9-0	Austin Cox	Logan Porter	CJ Alexander	Samad Taylor	Nick Loftin	Nicky Lopez	Tucker Bradley	Drew Waters	Tyler Gentry	Brewer Hicklen
5/19		TOLEDO	W, 9-1	Daniel Mengden	Logan Porter	CJ Alexander	Clay Dungan	Nick Loftin	Angelo Castellano	Samad Taylor	Drew Waters	Tyler Gentry	Dairon Blanco
5/20		TOLEDO	L, 4-1	Drew Parrish	Jakson Reetz	CJ Alexander	Clay Dungan	Nicky Lopez	Angelo Castellano	Samad Taylor	Drew Waters	Tyler Gentry	Nick Loftin
5/21		TOLEDO	W, 8-4	Jonathan Heasley	Logan Porter	CJ Alexander	Samad Taylor	Nick Loftin	Angelo Castellano	Tucker Bradley	Drew Waters	Tyler Gentry	Brewer Hicklen
5/23		@ St. Paul	W, 6-1	Daniel Lynch	Logan Porter	Greyson Jenista	Clay Dungan	Nick Loftin	Angelo Castellano	Samad Taylor	Drew Waters	Tyler Gentry	Dairon Blanco
5/24		@ St. Paul	L, 6-5	Anthony Veneziano	Jakson Reetz	Logan Porter	Nick Loftin	sa	Angelo Castellano	Dairon Blanco	Drew Waters	Tyler Gentry	Brewer Hicklen
5/25		@ St. Paul	L, 8-6	Austin Cox	Logan Porter	Greyson Jenista	Nick Loftin	Samad Taylor	Angelo Castellano	Tucker Bradley	Dairon Blanco	Tyler Gentry	Brewer Hicklen
5/26		@ St. Paul											
5/27		@ St. Paul											
5/28		@ St. Paul											
5/30		MEMPHIS											
5/31		MEMPHIS											
6/1		MEMPHIS											
6/2		MEMPHIS											
6/3		MEMPHIS											
6/4		MEMPHIS											
6/6		@ Indianapolis											
6/7		@ Indianapolis											
6/8		@ Indianapolis											
6/9		@ Indianapolis											
6/10		@ Indianapolis											
6/11		@ Indianapolis											
6/13		COLUMBUS											
6/14		COLUMBUS											
6/15		COLUMBUS											
6/16		COLUMBUS											
6/17		COLUMBUS											
6/18		COLUMBUS											
6/20		@ Rochester											
6/21		@ Rochester											
6/22		@ Rochester											
6/23		@ Rochester											
6/24		@ Rochester											
6/25		@ Rochester											
6/26		@ Rochester											
6/28		IOWA											
6/29		IOWA											
7/2		IOWA											
7/3		IOWA											
7/4		IOWA											
7/5		@ Gwinnett											
7/6		@ Gwinnett											
7/7		@ Gwinnett											
7/8		@ Gwinnett											
7/9		@ Gwinnett											
7/14		INDIANAPOLIS											
7/15		INDIANAPOLIS											
7/16		INDIANAPOLIS											
7/18		ST. PAUL											
7/19		ST. PAUL											
7/20		ST. PAUL											
7/21		ST. PAUL											
7/22		ST. PAUL											
7/23		ST. PAUL											
7/25		@ Columbus											
7/26		@ Columbus											
7/27		@ Columbus											
7/28		@ Columbus											
7/29		@ Columbus											
7/30		@ Columbus											
8/1		@ Louisville											
8/2		@ Louisville											
8/3		@ Louisville											
8/4		@ Louisville											
8/5		@ Louisville											
8/6		@ Louisville											
8/8		IOWA											
8/9		IOWA											
8/10		IOWA											
8/11		IOWA											
8/12		IOWA											
8/13		IOWA											
8/15		@ Toledo											
8/16		@ Toledo											
8/17		@ Toledo											
8/18		@ Toledo											
8/19		@ Toledo											
8/20		@ Toledo											
8/22		ST. PAUL											
8/23		ST. PAUL											
8/24		ST. PAUL											
8/25		ST. PAUL											
8/26		ST. PAUL											
8/27		ST. PAUL											
8/29		LOUISVILLE											
8/30		LOUISVILLE											
8/31		LOUISVILLE											
9/1		LOUISVILLE											
9/2		LOUISVILLE											
9/3		LOUISVILLE											
9/5		@ Iowa											
9/6		@ Iowa											
9/7		@ Iowa											
9/8		@ Iowa											
9/9		@ Iowa											
9/10		@ Iowa											
9/12		INDIANAPOLIS											
9/13		INDIANAPOLIS											
9/14		INDIANAPOLIS											
9/15		INDIANAPOLIS											
9/16		INDIANAPOLIS											
9/17		INDIANAPOLIS											
9/18		@ Columbus											
9/20		@ Columbus											
9/21		@ Columbus											
9/22		@ Columbus											
9/23													

DATE	OPPONENT	RESULT	1	2	3	4	5	6	7	8	9
3/31	@ Indianapolis	W, 8-6	Samad Taylor	Maikel Garcia	Nick Pratto	Tyler Gentry	CJ Alexander	Nick Loftin	Freddy Fermin	Dairon Blanco	Tucker Bradley
4/1	@ Indianapolis	W, 12-1	Samad Taylor	Maikel Garcia	Nick Pratto	Tyler Gentry	Nick Loftin	CJ Alexander	Jakson Reetz	Dairon Blanco	Angelo Castellano
4/2	Indianapolis	W, 8-3	Samad Taylor	Maikel Garcia	Nick Pratto	Tyler Gentry	Nick Loftin	CJ Alexander	Freddy Fermin	Dairon Blanco	Tucker Bradley
4/4	TOLEDO	L, 9-2	Samad Taylor	Maikel Garcia	Nick Pratto	Tyler Gentry	Nick Loftin	CJ Alexander	Freddy Fermin	Dairon Blanco	Tucker Bradley
4/5	TOLEDO	L, 7-6	Samad Taylor	Maikel Garcia	Nick Pratto	Tyler Gentry	Nick Loftin	CJ Alexander	Freddy Fermin	Dairon Blanco	Angelo Castellano
4/6	TOLEDO	L, 8-5	Samad Taylor	Maikel Garcia	Nick Pratto	Tyler Gentry	Nick Loftin	CJ Alexander	Freddy Fermin	Dairon Blanco	Tucker Bradley
4/7	TOLEDO	W, 9-4	Samad Taylor	Maikel Garcia	Tyler Gentry	Logan Porter	CJ Alexander	Freddy Fermin	Dairon Blanco	Tucker Bradley	Angelo Castellano
4/8	TOLEDO	W, 13-8	Samad Taylor	Maikel Garcia	Nick Pratto	CJ Alexander	Freddy Fermin	Dairon Blanco	Tucker Bradley	Angelo Castellano	
4/9	TOLEDO	L, 8-2	Samad Taylor	Maikel Garcia	Tyler Gentry	CJ Alexander	Nick Pratto	Logan Porter	Dairon Blanco	Jakson Reetz	Angelo Castellano
4/10	@ Iowa	W, 9-6	Samad Taylor	Maikel Garcia	Tyler Gentry	Nick Pratto	Nick Loftin	Logan Porter	Freddy Fermin	Dairon Blanco	Tucker Bradley
4/12	@ Iowa	W, 10-6	Samad Taylor	Maikel Garcia	Tyler Gentry	Nick Pratto	Nick Loftin	CJ Alexander	Logan Porter	Tucker Bradley	Angelo Castellano
4/13	@ Iowa	L, 14-1	Samad Taylor	Maikel Garcia	Tyler Gentry	Nick Pratto	Nick Loftin	CJ Alexander	Freddy Fermin	Angelo Castellano	Tucker Bradley
4/14	@ Iowa	W, 11-8	Samad Taylor	Maikel Garcia	Tyler Gentry	Logan Porter	Nick Loftin	CJ Alexander	Freddy Fermin	Dairon Blanco	Angelo Castellano
4/15	@ Iowa	Postponed									
4/16-6/1	@ Iowa	Cancelled snow									
4/16-6/2	@ Iowa	Cancelled snow									
4/18	WINNETT	L, 4-1	Samad Taylor	Maikel Garcia	Tyler Gentry	Nick Pratto	Nick Loftin	Logan Porter	Freddy Fermin	CJ Alexander	Angelo Castellano
4/19	WINNETT	L, 6-2	Samad Taylor	Nick Loftin	Tyler Gentry	Nick Pratto	Logan Porter	Jakson Reetz	Dairon Blanco	Angelo Castellano	Tucker Bradley
4/20	WINNETT	L, 9-3	Samad Taylor	Maikel Garcia	Tyler Gentry	Nick Pratto	Nick Loftin	Logan Porter	Freddy Fermin	Dairon Blanco	Angelo Castellano
4/21	WINNETT	L, 7-3	Samad Taylor	Maikel Garcia	Tyler Gentry	Nick Pratto	Nick Loftin	CJ Alexander	Jakson Reetz	Tucker Bradley	Angelo Castellano
4/22	WINNETT	L, 7-2	Samad Taylor	Maikel Garcia	Tyler Gentry	Nick Pratto	Nick Loftin	CJ Alexander	Logan Porter	Dairon Blanco	Angelo Castellano
4/23	WINNETT	L, 5-2	Dairon Blanco	Maikel Garcia	Tyler Gentry	Nick Pratto	Nick Loftin	CJ Alexander	Jakson Reetz	Tucker Bradley	Angelo Castellano
4/25	@ Nashville	L, 8-3	Samad Taylor	Maikel Garcia	Tyler Gentry	Nick Pratto	Nick Loftin	Logan Porter	Dairon Blanco	Tucker Bradley	Angelo Castellano
4/26	@ Nashville	L, 5-0	Samad Taylor	Maikel Garcia	Tyler Gentry	Nick Pratto	Nick Loftin	Logan Porter	Jakson Reetz	Brewer Hicklen	Angelo Castellano
4/27	@ Nashville	W, 2-1	Samad Taylor	Maikel Garcia	Tyler Gentry	Nick Pratto	Nick Loftin	Nate Eaton	CJ Alexander	Jakson Reetz	Dairon Blanco
4/28	@ Nashville	L, 4-3	Samad Taylor	Maikel Garcia	Tyler Gentry	Logan Porter	Nate Eaton	Brewer Hicklen	Dairon Blanco	CJ Alexander	Angelo Castellano
4/29	@ Nashville	L, 6-5 (10)	Samad Taylor	Maikel Garcia	Nate Eaton	Nick Loftin	Freddy Fermin	CJ Alexander	Jakson Reetz	Tucker Bradley	Angelo Castellano
4/30	@ Nashville	W, 10-6	Samad Taylor	Maikel Garcia	Tyler Gentry	Freddy Fermin	Nick Loftin	Logan Porter	Nate Eaton	Brewer Hicklen	Dairon Blanco
5/2	LOUISVILLE	L, 10-4	Samad Taylor	Nate Eaton	Tyler Gentry	Logan Porter	Nick Loftin	Jakson Reetz	Brewer Hicklen	Dairon Blanco	Angelo Castellano
5/3	LOUISVILLE	L, 7-4	Samad Taylor	Nate Eaton	Tyler Gentry	Logan Porter	Nick Loftin	CJ Alexander	Brewer Hicklen	Tucker Bradley	Angelo Castellano
5/4	LOUISVILLE	L, 12-10	Samad Taylor	CJ Alexander	Tyler Gentry	Franmil Reyes	Nick Loftin	Logan Porter	Brewer Hicklen	Tucker Bradley	Angelo Castellano
5/5	LOUISVILLE	W, 6-2	Samad Taylor	Nick Loftin	Tyler Gentry	Franmil Reyes	Logan Porter	Brewer Hicklen	Jakson Reetz	Dairon Blanco	Clay Dungan
5/6	LOUISVILLE	W, 11-9	Samad Taylor	Nick Loftin	Tyler Gentry	Franmil Reyes	Logan Porter	CJ Alexander	Dairon Blanco	Tucker Bradley	Angelo Castellano
5/9	LOUISVILLE	L, 4-3	Samad Taylor	Nick Loftin	Tyler Gentry	Franmil Reyes	Logan Porter	CJ Alexander	Jakson Reetz	Brewer Hicklen	Angelo Castellano
5/9	@ Scranton/WB	L, 14-2	Drew Waters	Samad Taylor	Tyler Gentry	Logan Porter	Nick Loftin	CJ Alexander	Brewer Hicklen	Tucker Bradley	Clay Dungan
5/10	@ Scranton/WB	L, 4-3	Samad Taylor	Nick Loftin	Tyler Gentry	Logan Porter	Brewer Hicklen	Jakson Reetz	Dairon Blanco	Clay Dungan	Angelo Castellano
5/11	@ Scranton/WB	W, 4-3 (11)	Drew Waters	Samad Taylor	Nick Loftin	Logan Porter	CJ Alexander	Brewer Hicklen	Dairon Blanco	Tucker Bradley	Angelo Castellano
5/12	@ Scranton/WB	W, 3-2	Drew Waters	Samad Taylor	Tyler Gentry	CJ Alexander	Jakson Reetz	Tucker Bradley	Dairon Blanco	Clay Dungan	Angelo Castellano
5/13	@ Scranton/WB	L, 8-6	Drew Waters	Samad Taylor	Tyler Gentry	Logan Porter	Nick Loftin	CJ Alexander	Brewer Hicklen	Dairon Blanco	Angelo Castellano
5/14	@ Scranton/WB	W, 6-3	Samad Taylor	Nick Loftin	Tyler Gentry	CJ Alexander	Jakson Reetz	Brewer Hicklen	Tucker Bradley	Dairon Blanco	Clay Dungan
5/16	LODO	L, 9-2	Drew Waters	Nicky Lopez	Tyler Gentry	Tyler Gentry	Nick Loftin	CJ Alexander	Dairon Blanco	CJ Alexander	Angelo Castellano
5/17	TOLEDO	W, 16-8	Samad Taylor	Samad Taylor	Logan Porter	Logan Porter	Johan Camargo	Nick Loftin	Dairon Blanco	Clay Dungan	Angelo Castellano
5/18	TOLEDO	W, 9-0	Drew Waters	Nicky Lopez	Tyler Gentry	Tyler Gentry	CJ Alexander	Nick Loftin	Logan Porter	Brewer Hicklen	Tucker Bradley
5/19	TOLEDO	W, 9-1	Drew Waters	Samad Taylor	Tyler Gentry	CJ Alexander	Nick Loftin	Logan Porter	Dairon Blanco	Clay Dungan	Angelo Castellano
5/20	LODO	L, 4-1	Drew Waters	Nicky Lopez	Tyler Gentry	Tyler Gentry	CJ Alexander	Nick Loftin	Jakson Reetz	Tucker Bradley	Angelo Castellano
5/21	TOLEDO	W, 8-4	Drew Waters	Samad Taylor	Nick Loftin	Logan Porter	Brewer Hicklen	Jakson Reetz	Dairon Blanco	Tucker Bradley	Angelo Castellano
5/23	@ St. Paul	W, 6-1	Drew Waters	Samad Taylor	Nick Loftin	Tyler Gentry	Logan Porter	Greyson Jenista	Dairon Blanco	Clay Dungan	Angelo Castellano
5/24	@ St. Paul	L, 6-5	Drew Waters	Samad Taylor	Nick Loftin	Tyler Gentry	Logan Porter	Brewer Hicklen	Dairon Blanco	Jakson Reetz	Angelo Castellano
5/25	@ St. Paul	L, 8-6	Samad Taylor	Nick Loftin	Tyler Gentry	Logan Porter	Greyson Jenista	Dairon Blanco	Brewer Hicklen	Angelo Castellano	Tucker Bradley
5/26	@ St. Paul										
5/27	@ St. Paul										
5/30	MEMPHIS										
5/31	MEMPHIS										
6/1	MEMPHIS										
6/2	MEMPHIS										
6/3	MEMPHIS										
6/4	MEMPHIS										
6/6	@ Indianapolis										
6/7	@ Indianapolis										
6/8	@ Indianapolis										
6/9	@ Indianapolis										
6/10	@ Indianapolis										
6/11	@ Indianapolis										
6/13	COLUMBUS										
6/14	COLUMBUS										
6/15	COLUMBUS										
6/16	COLUMBUS										
6/17	COLUMBUS										
6/18	COLUMBUS										
6/20	@ Rochester										
6/21	@ Rochester										
6/22	@ Rochester										
6/23	@ Rochester										
6/24	@ Rochester										
6/25	@ Rochester										
6/28	IOWA										
6/29	IOWA										
6/30	IOWA										
7/1	IOWA										
7/2	IOWA										
7/3	IOWA										
7/4	@ Gwinnett										
7/5	@ Gwinnett										
7/6	@ Gwinnett										
7/7	@ Gwinnett										
7/8	@ Gwinnett										
7/9	@ Gwinnett										
7/14	INDIANAPOLIS										
7/15	INDIANAPOLIS										
7/16	INDIANAPOLIS										
7/18	ST. PAUL										
7/19	ST. PAUL										
7/20	ST. PAUL										
7/21	ST. PAUL										
7/22	ST. PAUL										
7/23	ST. PAUL										
7/25	@ Columbus										
7/26	@ Columbus										
7/27	@ Columbus										
7/28	@ Columbus										
7/29	@ Columbus										
7/30	@ Columbus										
8/1	@ Louisville										
8/2	@ Louisville										
8/3	@ Louisville										
8/4	@ Louisville										
8/5	@ Louisville										
8/6	@ Louisville										
8/8	IOWA										
8/9	IOWA										
8/10	IOWA										
8/11	IOWA										
8/12	IOWA										
8/13	IOWA										
8/15	@ Toledo										
8/16	@ Toledo										
8/17	@ Toledo										
8/18	@ Toledo										
8/19	@ Toledo										
8/20	@ Toledo										
8/22	ST. PAUL										
8/23	ST. PAUL										
8/24	ST. PAUL										
8/25	ST. PAUL										
8/26	ST. PAUL										
8/27	ST. PAUL										
8/29	LOUISVILLE										
8/30	LOUISVILLE										
8/31	LOUISVILLE										
9/1	LOUISVILLE										
9/2	LOUISVILLE										
9/3	LOUISVILLE										
9/5	@ Iowa										
9/6	@ Iowa										
9/7	@ Iowa										
9/8	@ Iowa										
9/9	@ Iowa										
9/10	@ Iowa										
9/12	INDIANAPOLIS										
9/13	INDIANAPOLIS										
9/14	INDIANAPOLIS										
9/15	INDIANAPOLIS										
9/16	INDIANAPOLIS										
9/17	INDIANAPOLIS										
9/19	@ Columbus										
9/20	@ Columbus										
9/21	@ Columbus										
9/22	@ Columbus										
9/23	@ Columbus										
9/24	@ Columbus										

DATE	OPPONENT	RESULT	IP	H	R	ER	BB	SO	2B	3B	HR	TB	AVG	WHIP	WP	BK	HB	GIDP	IBB	TBF	SV	SVO	ERA (SEASON)
3/31	@ Indianapolis	W, 8-6	9.0	11	6	6	2	7	4	0	1	18	(.297)	(1.44)	0	1	1	1	0	40	1	1	6.00
4/1	@ Indianapolis	W, 12-1	9.0	5	1	1	2	8	1	0	0	6	(.185)	(0.78)	0	0	2	5	0	31	0	0	3.50
4/2	@ Indianapolis	W, 8-3	9.0	11	3	3	5	10	1	1	1	17	(.314)	(1.78)	0	0	0	3	0	40	0	0	3.33
4/4	TOLEDO	L, 9-2	9.0	12	9	9	4	8	6	0	3	27	(.324)	(1.78)	0	0	0	1	0	41	0	0	4.75
4/5	TOLEDO	L, 7-6	9.0	12	7	6	5	10	3	0	1	18	(.316)	(1.89)	1	0	0	2	0	43	0	1	5.00
4/6	TOLEDO	L, 8-5	9.0	10	8	8	8	12	3	0	3	22	(.286)	(2.00)	0	0	0	1	0	44	0	0	5.50
4/7	TOLEDO	W, 9-4	9.0	9	4	4	5	8	0	2	1	16	(.250)	(1.56)	1	0	1	0	0	42	0	0	5.29
4/8	TOLEDO	W, 13-8	9.0	13	8	7	4	8	2	0	0	15	(.317)	(1.89)	0	1	2	1	0	47	0	0	5.50
4/9	TOLEDO	L, 8-2	9.0	13	8	6	4	10	2	0	3	24	(.317)	(1.89)	0	0	1	1	0	46	0	0	5.56
4/11	@ Iowa	L, 9-6	8.0	7	9	9	7	10	3	0	2	16	(.226)	(1.75)	0	0	1	0	0	39	0	0	5.97
4/12	@ Iowa	W, 10-6	9.0	8	6	6	2	10	2	1	2	18	(.235)	(1.11)	0	0	1	1	0	37	0	0	5.97
4/13	@ Iowa	L, 14-1	8.0	15	14	12	4	8	7	0	2	28	(.375)	(2.38)	0	0	2	0	0	46	0	0	6.54
4/14	@ Iowa	W, 11-8	9.0	11	8	7	4	14	2	0	2	19	(.297)	(1.67)	1	0	2	0	1	45	1	1	6.57
4/15	@ Iowa	PPD/Rain																					
4/16 G1	@ Iowa	Cancelled/Snow																					
4/16 G2	@ Iowa	Cancelled/Snow																					
4/18	GWINNETT	L, 4-1	9.0	6	4	4	6	3	0	1	0	8	(.207)	(1.33)	2	0	0	0	0	39	0	0	6.39
4/19	GWINNETT	L, 6-2	9.0	10	6	6	1	9	3	0	2	19	(.286)	(1.22)	0	0	0	1	0	36	0	0	6.36
4/20	GWINNETT	L, 9-3	9.0	10	9	6	5	7	1	1	1	16	(.286)	(1.67)	2	0	0	1	0	41	0	0	6.34
4/21	GWINNETT	L, 7-3	9.0	11	7	4	4	8	4	0	1	18	(.297)	(1.67)	4	1	0	2	0	42	0	0	6.20
4/22	GWINNETT	L, 5-2	9.0	10	5	4	5	5	1	0	1	14	(.294)	(1.67)	0	0	2	1	0	42	0	0	6.08
4/23	GWINNETT	W, 5-3	9.0	8	3	3	3	7	2	0	0	10	(.229)	(1.22)	2	0	0	1	0	39	1	1	5.91
4/25	@ Nashville	L, 8-3	8.0	11	8	8	3	5	2	1	2	21	(.333)	(1.75)	0	0	0	0	0	38	0	0	6.05
4/26	@ Nashville	L, 5-0	8.0	11	5	5	3	5	3	0	1	17	(.333)	(1.75)	0	0	0	0	0	37	0	0	6.03
4/27	@ Nashville	W, 2-1	9.0	6	1	1	5	10	1	0	0	7	(.200)	(1.22)	0	0	1	1	0	36	1	1	5.80
4/28	@ Nashville	L, 4-3	8.2	7	4	3	4	7	1	0	0	8	(.233)	(1.27)	0	0	0	3	0	34	0	1	5.68
4/29	@ Nashville	L, 6-5 (10)	9.1	13	6	5	6	7	2	0	1	18	(.325)	(2.04)	0	0	1	0	0	48	0	1	5.65
4/30	@ Nashville	W, 10-6	9.0	9	6	6	5	9	1	0	1	13	(.257)	(1.56)	3	0	1	0	0	42	0	1	5.66
5/2	LOUISVILLE	L, 10-4	9.0	14	10	10	5	8	1	0	1	18	(.368)	(2.11)	3	0	0	0	0	45	0	0	5.83
5/3	LOUISVILLE	L, 7-4	9.0	11	7	6	4	10	0	0	3	20	(.306)	(1.67)	0	0	1	1	0	41	0	0	5.84
5/4	LOUISVILLE	L, 12-10	9.0	13	12	10	4	8	1	1	6	34	(.333)	(1.89)	0	0	0	1	0	43	0	0	5.99
5/5	LOUISVILLE	W, 6-2	9.0	7	2	2	3	8	1	0	1	11	(.219)	(1.11)	0	0	0	0	0	36	1	1	5.85
5/6	LOUISVILLE	W, 11-9	9.0	13	9	9	3	9	4	0	2	23	(.342)	(1.78)	0	0	1	0	0	42	1	1	5.95
5/7	LOUISVILLE	L, 4-3	9.0	6	4	4	7	10	2	0	1	11	(.188)	(1.44)	1	1	0	0	0	39	0	1	5.89
5/9	@ Scranton/WB	L, 14-2	8.0	18	14	13	5	6	4	0	4	34	(.486)	(2.88)	1	0	2	4	0	45	0	0	6.14
5/10	@ Scranton/WB	L, 4-3	8.0	4	4	4	8	9	1	0	1	8	(.160)	(1.50)	0	0	1	2	0	34	0	0	6.09
5/11	@ Scranton/WB	W, 4-3 (11)	11.0	8	3	3	6	15	3	0	0	11	(.216)	(1.27)	1	0	1	1	2	44	0	1	5.96
5/12	@ Scranton/WB	W, 3-2	9.0	4	2	2	5	8	0	0	1	7	(.133)	(1.00)	0	0	0	0	0	35	1	1	5.85
5/13	@ Scranton/WB	L, 8-6	8.1	10	8	8	7	7	1	0	2	17	(.333)	(2.04)	1	0	1	2	0	38	0	1	5.92
5/14	@ Scranton/WB	W, 6-3	9.0	9	3	3	5	13	1	0	2	16	(.250)	(1.56)	0	0	0	0	0	41	1	2	5.84
5/16	TOLEDO	L, 9-2	9.0	12	9	7	3	11	3	0	3	24	(.308)	(1.67)	2	0	0	1	0	42	0	0	5.87
5/17	TOLEDO	W, 16-8	9.0	14	8	8	2	14	2	0	3	25	(.341)	(1.78)	1	0	0	0	0	43	0	0	5.92
5/18	TOLEDO	W, 9-0	9.0	3	0	0	4	9	1	0	0	4	(.107)	(0.78)	1	0	1	2	0	33	0	0	5.70
5/19	TOLEDO	W, 9-1	9.0	6	1	0	4	7	2	0	0	8	(.188)	(1.11)	1	0	0	1	0	36	0	0	5.63
5/20	TOLEDO	L, 4-1	9.0	5	4	4	8	8	0	0	0	5	(.179)	(1.44)	0	0	2	1	0	39	0	0	5.59
5/21	TOLEDO	W, 8-4	9.0	15	4	4	1	6	6	0	2	27	(.385)	(1.78)	0	0	2	2	0	42	0	0	5.56
5/23	@ St. Paul	W, 6-1	9.0	6	1	1	2	7	1	0	0	7	(.182)	(0.89)	0	0	0	0	0	35	0	0	5.45
5/24	@ St. Paul	L, 6-5	8.0	9	6	6	6	13	2	0	0	11	(.273)	(1.88)	0	0	0	0	0	39	0	0	5.48
5/25	@ St. Paul	L, 8-6	8.0	10	8	5	5	5	3	1	1	18	(.313)	(1.88)	0	0	1	1	0	38	0	1	5.48
5/26	@ St. Paul																						
5/27	@ St. Paul																						
5/28	@ St. Paul																						
5/30	MEMPHIS																						
5/31	MEMPHIS																						
6/1	MEMPHIS																						
6/2	MEMPHIS																						
6/3	MEMPHIS																						
6/4	MEMPHIS																						
6/6	@ Indianapolis																						
6/7	@ Indianapolis																						
6/8	@ Indianapolis																						
6/9	@ Indianapolis																						
6/10	@ Indianapolis																						
6/11	@ Indianapolis																						
6/13	COLUMBUS																						
6/14	COLUMBUS																						
6/15	COLUMBUS																						
6/16	COLUMBUS																						
6/17	COLUMBUS																						
6/18	COLUMBUS																						
6/20	@ Rochester																						
6/21	@ Rochester																						
6/22	@ Rochester																						
6/23	@ Rochester																						
6/24	@ Rochester																						
6/25	@ Rochester																						

DATE	OPPONENT	RESULT	AB	R	H	TB	2B	3B	HR	XBH	RBI	BB	IBB	SO	SB	CS	HBP	SAC	SF	GIDP	LOB	AVG (SEASON)
3/31	@ Indianapolis	W, 8-6	40	8	12	16	2	1	0	3	8	9	0	12	5	0	0	0	0	0	14	.300
4/1	@ Indianapolis	W, 12-1	42	12	16	24	2	0	2	4	12	6	0	10	3	0	0	0	2	0	11	.341
4/2	@ Indianapolis	W, 8-3	39	8	12	22	1	0	3	4	8	4	0	5	2	0	1	0	0	0	9	.331
4/4	TOLEDO	L, 9-2	29	2	6	12	1	1	1	3	2	6	0	7	2	0	0	0	0	4	6	.307
4/5	TOLEDO	L, 7-6	34	6	8	18	1	0	3	4	6	4	0	10	1	1	1	0	0	1	6	.293
4/6	TOLEDO	L, 8-5	32	5	7	15	0	1	2	3	3	3	0	12	2	1	0	0	1	1	4	.282
4/7	TOLEDO	W, 9-4	34	9	12	18	3	0	1	4	8	4	0	11	0	0	0	0	1	1	6	.292
4/8	TOLEDO	W, 13-8	36	13	12	26	2	0	4	6	13	5	0	9	0	0	0	0	0	0	4	.297
4/9	TOLEDO	L, 8-2	33	2	6	11	2	0	1	3	2	6	0	12	0	0	2	0	0	0	12	.285
4/11	@ Iowa	L, 9-6	38	6	10	20	4	0	2	6	6	1	0	6	0	0	0	0	0	0	6	.283
4/12	@ Iowa	W, 10-6	38	10	12	29	5	0	4	9	10	3	0	9	1	1	1	0	0	0	5	.286
4/13	@ Iowa	L, 14-1	31	1	6	12	3	0	1	4	1	1	0	4	0	0	0	0	0	1	4	.279
4/14	@ Iowa	W, 11-8	38	11	11	14	3	0	0	3	10	7	0	7	5	1	2	0	1	0	10	.280
4/15	@ Iowa	PPD/Rain																				
4/16 G1	@ Iowa	Cancelled/Snow																				
4/16 G2	@ Iowa	Cancelled/Snow																				
4/18	GWINNETT	L, 4-1	31	1	7	10	3	0	0	3	1	3	0	10	0	1	1	0	1	1	8	.277
4/19	GWINNETT	L, 6-2	31	2	6	14	2	0	2	4	2	3	0	7	2	0	0	0	0	1	5	.272
4/20	GWINNETT	L, 9-3	27	3	3	4	1	0	0	1	3	11	0	10	2	0	0	0	2	1	10	.264
4/21	GWINNETT	L, 7-3	35	3	9	13	1	0	1	2	3	4	0	8	1	0	0	0	0	1	9	.264
4/22	GWINNETT	L, 5-2	27	2	4	8	1	0	1	2	2	4	0	8	0	1	0	0	0	3	2	.259
4/23	GWINNETT	W, 5-3	31	5	12	15	3	0	0	3	5	4	0	7	6	1	0	0	0	0	6	.265
4/25	@ Nashville	L, 8-3	29	3	5	6	1	0	0	1	3	3	0	12	0	0	1	0	0	2	3	.261
4/26	@ Nashville	L, 5-0	30	0	4	5	1	0	0	1	0	2	0	7	3	0	0	0	0	2	5	.255
4/27	@ Nashville	W, 2-1	33	2	8	13	2	0	1	3	2	2	0	11	2	0	1	0	0	1	7	.255
4/28	@ Nashville	L, 4-3	30	3	5	5	0	0	0	0	2	3	0	9	3	1	0	0	0	1	3	.251
4/29	@ Nashville	L, 6-5 (10)	37	5	8	15	4	0	1	5	4	3	0	6	0	0	0	0	0	2	6	.250
4/30	@ Nashville	W, 10-6	34	10	11	23	3	0	3	6	10	7	0	7	3	0	1	1	3	1	9	.253
5/2	LOUISVILLE	L, 10-4	33	4	6	9	1	1	0	2	4	7	0	10	0	1	1	0	0	1	10	.250
5/3	LOUISVILLE	L, 7-4	34	4	10	13	3	0	0	3	4	2	0	6	0	0	0	0	0	3	5	.252
5/4	LOUISVILLE	L, 12-10	40	10	11	17	3	0	1	4	8	4	0	6	6	0	1	0	1	0	9	.253
5/5	LOUISVILLE	W, 6-2	30	6	5	12	1	0	2	3	6	3	0	10	3	0	0	0	0	0	3	.250
5/6	LOUISVILLE	W, 11-9	31	11	12	16	1	0	1	2	10	6	0	6	2	1	4	1	1	0	8	.254
5/7	LOUISVILLE	L, 4-3	35	3	8	17	1	1	2	4	3	2	0	10	2	0	0	0	0	0	7	.253
5/9	@ Scranton/WB	L, 14-2	31	2	4	8	1	0	1	2	1	0	0	5	0	0	0	0	0	1	2	.250
5/10	@ Scranton/WB	L, 4-3	30	3	5	11	1	1	1	3	3	7	0	8	3	1	1	0	1	0	9	.248
5/11	@ Scranton/WB	W, 4-3 (11)	36	4	4	8	1	0	1	2	2	4	0	9	3	0	1	0	0	2	6	.243
5/12	@ Scranton/WB	W, 3-2	32	3	8	10	2	0	0	2	3	2	0	7	1	1	0	0	1	0	5	.243
5/13	@ Scranton/WB	L, 8-6	37	6	14	21	4	0	1	5	6	1	0	8	3	1	1	0	0	0	6	.248
5/14	@ Scranton/WB	W, 6-3	33	6	7	20	2	1	3	6	5	6	0	13	2	1	0	0	0	0	6	.247
5/16	TOLEDO	L, 9-2	36	2	9	10	1	0	0	1	2	8	0	12	2	0	0	0	0	0	15	.247
5/17	TOLEDO	W, 16-8	41	16	18	34	7	0	3	10	15	5	0	9	3	0	2	0	0	1	8	.253
5/18	TOLEDO	W, 9-0	36	9	14	20	3	0	1	4	9	4	0	6	0	0	1	0	0	2	8	.256
5/19	TOLEDO	W, 9-1	32	9	12	18	4	1	0	5	8	8	0	7	5	1	1	0	1	1	9	.259
5/20	TOLEDO	L, 4-1	29	1	2	2	0	0	0	0	1	7	0	16	2	0	0	0	0	0	8	.255
5/21	TOLEDO	W, 8-4	35	8	12	28	2	1	4	7	7	6	0	6	2	0	0	0	0	1	9	.257
5/23	@ St. Paul	W, 6-1	35	6	10	18	5	0	1	6	6	4	0	11	0	0	0	0	1	2	7	.258
5/24	@ St. Paul	L, 6-5	38	5	11	15	1	0	1	2	5	6	0	12	1	1	0	0	0	1	12	.259
5/25	@ St. Paul	L, 8-6	36	6	10	16	3	0	1	4	6	7	0	6	6	0	2	0	0	1	12	.259
5/26	@ St. Paul																					
5/27	@ St. Paul																					
5/28	@ St. Paul																					
5/30	MEMPHIS																					
5/31	MEMPHIS																					
6/1	MEMPHIS																					
6/2	MEMPHIS																					
6/3	MEMPHIS																					
6/4	MEMPHIS																					
6/6	@ Indianapolis																					
6/7	@ Indianapolis																					
6/8	@ Indianapolis																					
6/9	@ Indianapolis																					
6/10	@ Indianapolis																					
6/11	@ Indianapolis																					
6/13	COLUMBUS																					
6/14	COLUMBUS																					
6/15	COLUMBUS																					
6/16	COLUMBUS																					
6/17	COLUMBUS																					
6/18	COLUMBUS																					
6/20	@ Rochester																					
6/21	@ Rochester																					
6/22	@ Rochester																					
6/23	@ Rochester																					
6/24	@ Rochester																					
6/25	@ Rochester																					

HITTING

SERIES	OPPONENT	DATES	AVG	G	AB	R	H	TB	2B	3B	HR	RBI	BB	IBB	SO	SB	CS	OBP	SLG	OPS	PA	SAC	SF	HBP	GIDP
SERIES 1	@ Indianapolis	3/31 - 4/2	.331	3	121	28	40	62	5	1	5	28	19	0	27	10	0	.420	.512	.932	143	0	2	1	0
SERIES 2	TOLEDO	4/4 - 4/9	.258	6	198	37	51	100	9	2	12	34	28	0	61	5	2	.355	.505	.860	231	0	2	3	7
SERIES 3	@ Iowa	4/11 - 4/16	.269	4	145	28	39	75	15	0	7	27	12	0	26	6	2	.335	.517	.852	161	0	1	3	1
SERIES 4	GWINNETT	4/18 - 4/23	.225	6	182	16	41	64	11	0	4	16	29	0	50	11	3	.330	.352	.682	215	0	3	1	7
SERIES 5	@ Nashville	4/25 - 4/30	.212	6	193	23	41	67	11	0	5	21	20	0	52	11	1	.292	.347	.639	220	1	3	3	9
SERIES 6	LOUISVILLE	5/2 - 5/7	.256	6	203	38	52	84	10	2	6	35	24	0	48	13	2	.349	.414	.763	236	1	2	6	4
SERIES 7	@ Scranton/WB	5/9 - 5/14	.211	6	199	24	42	78	11	2	7	20	20	0	50	12	4	.290	.392	.682	224	0	2	3	3
SERIES 8	TOLEDO	5/16 - 5/21	.321	6	209	45	67	112	17	2	8	42	38	0	56	14	1	.433	.536	.969	252	0	1	4	5
SERIES 9	@ St. Paul	5/23 - 5/28																							
SERIES 10	MEMPHIS	5/30 - 6/4																							
SERIES 11	@ Indianapolis	6/6 - 6/11																							
SERIES 12	COLUMBUS	6/13 - 6/18																							
SERIES 13	@ Rochester	6/20 - 6/25																							
SERIES 14	IOWA	6/28 - 7/3																							
SERIES 15	@ Gwinnett	7/4 - 7/9																							
SERIES 16	INDIANAPOLIS	7/14 - 7/16																							
SERIES 17	ST. PAUL	7/18 - 7/23																							
SERIES 18	@ Columbus	7/25 - 7/30																							
SERIES 19	@ Louisville	8/1 - 8/6																							
SERIES 20	IOWA	8/8 - 8/13																							
SERIES 21	@ Toledo	8/15 - 8/20																							
SERIES 22	ST. PAUL	8/22 - 8/27																							
SERIES 23	LOUISVILLE	8/29 - 9/3																							
SERIES 24	@ Iowa	9/5 - 9/10																							
Series 25	INDIANAPOLIS	9/12 - 9/17																							
Series 26	@ Columbus	9/19 - 9/24																							

PITCHING

SERIES	OPPONENT	DATES	W	L	ERA	G	GS	CG	SHO	GF	HLD	SV	SVO	IP	H	R	ER	HR	HB	BB	IBB	SO	AVG	WP	BK	GIDP
SERIES 1	@ Indianapolis	3/31 - 4/2	3	0	3.33	3	3	0	0	3	0	1	1	27.0	27	10	10	2	3	9	0	25	.273	0	1	9
SERIES 2	TOLEDO	4/4 - 4/9	2	4	6.67	6	6	0	0	6	0	0	1	54.0	69	44	40	11	4	30	0	56	.303	2	1	6
SERIES 3	@ Iowa	4/11 - 4/16	2	2	9.00	4	4	0	0	4	2	1	1	34.0	41	37	34	8	6	17	1	42	.289	1	0	1
SERIES 4	GWINNETT	4/18 - 4/23	1	5	4.50	6	6	0	0	6	3	1	1	54.0	55	34	27	5	2	24	0	39	.268	10	1	6
SERIES 5	@ Nashville	4/25 - 4/30	2	4	4.85	6	6	0	0	6	6	1	4	52.0	57	30	28	5	3	26	0	43	.284	3	0	4
SERIES 6	LOUISVILLE	5/2 - 5/7	2	4	6.83	6	6	0	0	6	3	2	3	54.0	64	44	41	14	2	26	0	53	.298	4	1	2
SERIES 7	@ Scranton/WB	5/9 - 5/14	3	3	5.57	6	6	0	0	6	7	2	5	53.1	53	34	33	10	5	36	2	58	.272	3	0	9
SERIES 8	TOLEDO	5/16 - 5/21	4	2	3.83	6	6	0	1	6	3	0	0	54.0	55	26	23	8	5	22	0	55	.266	5	0	7
SERIES 9	@ St. Paul	5/23 - 5/28																								
SERIES 10	MEMPHIS	5/30 - 6/4																								
SERIES 11	@ Indianapolis	6/6 - 6/11																								
SERIES 12	COLUMBUS	6/13 - 6/18																								
SERIES 13	@ Rochester	6/20 - 6/25																								
SERIES 14	IOWA	6/28 - 7/3																								
SERIES 15	@ Gwinnett	7/4 - 7/9																								
SERIES 16	INDIANAPOLIS	7/14 - 7/16																								
SERIES 17	ST. PAUL	7/18 - 7/23																								
SERIES 18	@ Columbus	7/25 - 7/30																								
SERIES 19	@ Louisville	8/1 - 8/6																								
SERIES 20	IOWA	8/8 - 8/13																								
SERIES 21	@ Toledo	8/15 - 8/20																								
SERIES 22	ST. PAUL	8/22 - 8/27																								
SERIES 23	LOUISVILLE	8/29 - 9/3																								
SERIES 24	@ Iowa	9/5 - 9/10																								
SERIES 25	INDIANAPOLIS	9/12 - 9/17																								
SERIES 26	@ Columbus	9/19 - 9/24																								

SERIES WINS: 2 (1 at home 1 on Road)

SERIES LOSSES: 4 (3 at Home, 1 on Road)

SERIES SPLITS: 2 (2 on Road)