



**SOD
POODLES
BASEBALL
CLUB**

NEWS & NOTES

HODGETOWN

715 S. BUCHANAN ST

AMARILLO, TEXAS 79101

806-803-7762

TWITTER: @SODPOODLES

Sod Poodles PR Department: Director, Cory Hilborne - CoryH@SodPoodles.com, 806-803-9614

Midland RockHounds (42-48, 10-11)

RHP Joey Estes (6-6, 3.43 ERA)

VS.

Amarillo Sod Poodles (48-42, 14-7)

RHP Chad Patrick (3-7, 5.47 ERA)

Tuesday, July 25, 2023 • 6:30 PM CT • Momentum Bank Ballpark • Radio: KVWE-102.9 FM • Game 91 • Road Game 46

UPCOMING GAMES

DAY	DATE	OPPONENT	PROBABLE PITCHERS	TIME (CT)	RADIO
Wed	July 26	@ MID	RHP Blake Beers (0-0, 7.94 ERA) vs. RHP Luke Albright (5-4, 5.31 ERA)	6:30 PM	KVWE-102.9 FM
Thurs	July 27	@ MID	RHP Jack Cushing (1-0, 6.10 ERA) vs. RHP Jamison Hill (5-4, 4.44 ERA)	7:00 PM	KVWE-102.9 FM
Fri	July 28	@ MID	RHP Jack Perkins (0-0, 4.95 ERA) vs. LHP Yu-Min Lin (2-0, 1.38 ERA)	7:00 PM	KVWE-102.9 FM

SEASON RESULTS

Date	Site	Result
5/9	MID	L, 11-9
5/10	MID	W, 6-3
5/11	MID	L, 16-6
5/12	MID	L, 6-1
5/13	MID	PPD
5/14 (1)	MID	W, 10-1 (7)
5/14 (2)	MID	L, 13-1 (7)
6/6	@ MID	W, 8-4
6/7	@ MID	W, 4-0
6/8	@ MID	W, 12-3
6/9	@ MID	W, 7-5
6/10	@ MID	W, 13-10
6/11	@ MID	W, 4-1
7/25	@ MID	
7/26	@ MID	
7/27	@ MID	
7/28	@ MID	

MIDLAND SERIES CAPSULE

2023 at Home: 2-4
2023 on Road: 6-0
All-Time at Home: 26-23
All-Time on Road: 27-17
All-Time Totals: 53-40

STREAKS

Last 5 Games: 4-2
Last 10 Games: 7-3
Longest 2023 Winning Streak: 7
Longest 2023 Losing Streak: 4 (2x)
All-Time W/L: 246-237

LEAGUE STANDINGS

TEXAS LEAGUE 2ND HALF

North (W-L-PCT-GB)		
ARKANSAS	12-8	.600 -
NW ARKANSAS	11-9	.550 1.0
SPRINGFIELD	10-11	.476 2.5
WICHITA	9-12	.429 3.5
TULSA	7-14	.333 5.5

South (W-L-PCT-GB)		
AMARILLO	14-7	.667 -
CORPUS CHRISTI	12-9	.571 2.0
FRISCO	11-10	.524 3.0
MIDLAND	10-11	.476 4.0
SAN ANTONIO	8-13	.381 6.0

OVERALL

North (W-L-PCT-GB)		
*ARKANSAS	57-32	.640 -
TULSA	48-42	.533 9.5
SPRINGFIELD	44-46	.489 13.5
NW ARKANSAS	40-49	.449 17.0
WICHITA	37-52	.416 20.0

South (W-L-PCT-GB)		
AMARILLO	48-42	.533 -
CORPUS CHRISTI	45-45	.500 3.0
*SAN ANTONIO	45-45	.500 3.0
FRISCO	42-47	.472 5.5
MIDLAND	42-48	.467 6.0

* Clinched 1st half

TEAM LEADERS

AVERAGE: 266 - Vukovich
HITS: 78 - Vukovich
2B: 18 - Lawlar
TRIPLES: 5 - Roberts
HOME RUNS: 18 - Vukovich
RBI: 66 - Vukovich
OPS: .887 - Roberts
STOLEN BASES: 27 - Lawlar
SO (P): 100 - Albright
SAVES: 7 - Backhus
ERA: 3.50 - Backhus
WINS: 5 - Albright & Hill

ATTENDANCE

Last: 5,174
Total: 233,338
Average: 5,556
No. of Sellouts: 19

OIL PAN CUP UPDATE: The Sod Poodles enter this series against their Oil Pan Cup rivals with a record of 8-4 in 2023 after sweeping their last road series in Midland from June 6-11 at Momentum Bank Ballpark. Amarillo has won two of the first three Oil Pan Cups after Midland took the trophy during the 2021 season. The Sod Poodles hold an all-time record of 53-40 against Midland, including a 27-17 record on the road.

GONE MELENDEZ: Ivan Melendez, the Arizona Diamondbacks no. 7-rated prospect, made it six home runs through his first seven Double-A games after notching another multi-HR game against Wichita. Melendez also left the yard twice in the series opener on Tuesday. He now has 24 total home runs this year between High-A Hillsboro and Amarillo to lead the D-backs' farm system. He is now one of just two Amarillo players to have more than one multi-HR game, joining A.J. Vukovich.

GONENHEIMER: Caleb Roberts hit his 12th home run of the year in the bottom of the first inning to get the Sod Poodles on the board against Wichita in the series finale. For Roberts, it was his first home run since last Saturday night against Frisco. He now has nine home runs in his last 20 games played since June 25th. He started the sixth back-to-back home run duo by Amarillo teammates this year and has now been a part of half of the back-to-back home runs. The former North Carolina Tar Heel ended the night 2-for-4, adding a double and another run scored.

STREAKING LIKE FRANK THE TANK: Deyvison De Los Santos has now hit safely in each of his last 11 games after going 1-for-4 with a RBI single in the bottom of the sixth on Sunday. Over his last 11 games since June 29th, De Los Santos is hitting .422 (19-for-45) with two home runs, two doubles, a triple, and 10 RBI. Against Wichita, De Los Santos went 10-for-23 with two home runs, a double, a triple, seven RBI, and five runs scored.

MAKE YA GRAMMES: In his first start since June 2021, Conor Grammes tied his career-high with five strikeouts on Sunday. It's the sixth time he has had a five-strikeout performance and the first since August 13, 2022, when he was with High-A Hillsboro. Of the six total five-strikeout games he now has in his 57 career games, Sunday marked the third time doing so in 2.0 IP. Grammes has been terrific against right-handed batters this year, allowing a .105 BAA in 50 plate appearances with just four hits (two doubles) and four RBI. Against fellow righties, he boasts 19 strikeouts and just nine walks. Compare that to lefties, where he is allowing a .395 BAA in 46 plate appearances with just 11 strikeouts.

TREYFY: Sod Poodles outfielder Neyfy Castillo recorded his third three-hit game of the season on Sunday after going 3-for-4 with a run scored. It was his second three-hit game this month after also doing so on July 3 against Tulsa.

HOMER HAPPY: After another three home runs on Sunday, Amarillo has hit 126 home runs, the second-most in all of Double-A behind the Yankkes Double-A club in Somerset (138). The 126 home runs are nine clear of the next closest Texas League foe in Corpus Christi who has 117 this season. Amarillo has hit 40 home runs in the month of July which is the most so far in any single month this season. It is now tied for the second-most in any single month in franchise-history, joining July (2022), August (2021), and September (2021). The team hit a franchise-high 43 home runs in May 2022.

SO BACKHUS: Over six games in the month of July, Kyle Backhus has posted a 2-1 record with a 2.45 ERA. In 7.1 IP this month, the left-hander has allowed just seven hits with two earned runs charged to him. He has finished three games on the mound for Amarillo.

10+: The 12 runs scored by Wichita on Sunday was the first time Amarillo has allowed 10 or more runs since July 1 against Tulsa.

SOD POODLES BREAKDOWN

At Home: 25-20
On the Road: 23-22
Day Games: 6-6
Night Games: 41-36
vs. RHP: 39-35
vs. LHP: 9-7
First Half: 34-35
Second Half: 14-7
April: 11-10
May: 10-16
June: 15-10
July: 12-6
August: 0-0
September: 0-0
Monday: 2-0
Tuesday: 5-8
Wednesday: 9-5
Thursday: 6-8
Friday: 4-10
Saturday: 13-4
Sunday: 9-7

Scoring First: 25-15
Opponent Scoring First: 23-27
Extra Innings: 2-3
Doubleheaders: 6-2
Commit An Error: 25-26
Commit No Errors: 23-16
Walk-Off Wins: 2
Walk-Off Losses: 3

vs. North 1st Half: 7-5
vs. South 1st Half: 27-30
vs. North 2nd Half: 12-6
vs. South 2nd Half: 2-1

Scoring 4+ Runs: 40-27
Opp. Scoring 4+ Runs: 21-40
Scoring 3 Or Fewer Runs: 8-15
Opp. Scoring 3 Or Fewer Runs: 27-2
Out-Hit Opponent/Tie: 39-15
Out-Hit By Opponent: 9-27
Lead After 6: 36-7
Trail After 6: 7-33
Tied After 6: 5-2
Lead After 7: 41-4
Trail After 7: 3-35
Tied After 7: 3-3
Lead After 8: 39-2
Trail After 8: 1-37
Tied After 8: 2-3

Series (W-L-T): 6-5-5

Game 1: 6-10
Game 2: 11-4
Game 3: 7-9
Game 4: 6-8
Game 5: 11-3
Game 6: 7-7
Series Sweeps: 1
Series Been Swept: 0

STARTING PITCHER



#15 CHAD PATRICK - RHP

HEIGHT: 6'1"

WEIGHT: 205

B/T: R/R

AGE: 24 (8/4/1998 in Crown Point, IN)

17 G

3-7

79/34 K/BB

5.47 ERA

LAST WIN: 6/8/2023 @ MID

LAST SAVE: None

LONGEST 2023 OUTING: 7.0 Innings (5/27 @ SA)

LAST HOME RUN ALLOWED: 7/19/2023 vs WCH (Brooks Lee, 3rd inning, Solo)

CAREER VS. MID: 2 GS, 1-0, 4.66 ERA, 9.2 IP, 9 H, 5 ER, 8 K, 5 BB

Entering his third professional season, he was selected by the Arizona Diamondbacks in the 4th round (107th overall) in the 2021 MLB Draft out of Purdue Northwest University.

Struck out 15 batters twice during his final season in college...Racked up double-digit strikeouts in five of his nine starts in 2021...Had eight quality starts.

Made his professional debut on 9/9/2021 vs. Lake Elsinore where he allowed just one earned run over 3.0 frames and fanned four.

Combined to go 5-2 with a 3.30 ERA across 13 games (10 starts) between the Arizona Complex League, Low-A Visalia and High-A Hillsboro in 2022.

Set a career-high with nine strikeouts in his start on 8/31/22 against Tri-City...Surrendered five hits over the same amount of IP without issuing a walk.

Earned TEX Pitcher of the Week honors after he fired 7.0 scoreless IP and scattered two hits en route to a combined two-hit shutout on 5/27/23 @ SA.

Wielded a 2-1 record with a 2.05 ERA (26.1 IP, 6 ER) through five starts in May this season while also posting a 2.66 K:BB (32 K, 12 BB).

CAREER STATS

YEAR	CLUB	W-L	ERA	G	GS	CG	SHO	IP	H	R	ER	HR	HB	BB	SO	WP	GDP	BAA
2021	Visalia (A-)	0-0	4.76	2	0	0	0	5.2	11	3	3	0	1	1	6	1	0	.423
2022	ACL D-backs (Rk)	2-0	0.00	3	0	0	0	4.2	3	1	0	0	0	2	7	1	0	.200
	Visalia (A-)	0-2	3.46	4	4	0	0	13.0	12	6	5	2	0	5	17	0	1	.245
	Hillsboro (A+)	3-0	3.77	6	6	0	0	28.2	26	14	12	1	0	10	30	1	2	.234
2023	Amarillo (AA)	3-7	5.47	17	17	0	0	79.0	83	48	48	11	2	34	79	3	6	.272
MINOR LEAGUE TOTALS		8-9	4.67	32	27	0	0	131.0	135	72	68	14	3	52	139	6	9	.267

2023 HIGHS

INNINGS: 7.0 IP (5/27 @ SA)
HITS: 9 (6/21 @ CC)
RUNS: 7 (4/28 vs. FRI)
EARNED RUNS: 7 (4/28 vs. FRI)
STRIKEOUTS: 8 (6/14 vs SA)
WALKS: 5 (6/3 (GM 1) vs SPR)
HOME RUNS: 2 (2x, Last: 7/4 @ SPR)
WINNING STREAK: 2 (5/21-5/27)
LOSING STREAK: 5 (4/11 - 5/16)
SHORTEST START: 0.2 IP (4/28 vs. FRI)
PITCHES THROWN: 96 (5/27 @ SA)

CAREER HIGHS

INNINGS: 7.0 IP (5/27/23 @ SA)
HITS: 9 (6/21/23 @ CC)
RUNS: 7 (4/28/23 vs. FRI)
EARNED RUNS: 7 (4/28/23 vs. FRI)
STRIKEOUTS: 9 (8/31/22 vs. TRI (HIL))
WALKS: 5 (6/3/23 (GM 1) vs SPR)
HOME RUNS: 2 (3x, Last: 7/4/23 @ SPR)
WINNING STREAK: 2 (2x: Last: 5/21-5/27/23)
LOSING STREAK: 5 (4/11-5/16/23)
SHORTEST START: 0.2 IP (4/28/23 vs. FRI)
PITCHES THROWN: 96 (5/27/23 @ SA)

2023 SPLITS

VS. RIGHT: .257/.332/.440, 45 H, 9.2B, 3B, 7 HR, 25 RBI, 46 K, 19 BB
VS. LEFT: .292/.365/.462, 38 H, 8.2B, 3B, 4 HR, 18 RBI, 33 K, 15 BB
HOME: 8 G, 0-4, 6.25 ERA, 36.0 IP, 40 H, 25 ER, 5 HR, 38 K, 16 BB
ROAD: 9 G, 3-3, 4.81 ERA, 43.0 IP, 43 H, 23 ER, 6 HR, 41 K, 18 BB
W/ RISP: .284/.346/.522, 19 H, 4 2B, 4 HR, 32 RBI, 18 K, 8 BB
DAY: 1-1, 5.00 ERA, 18.0 IP, 10 ER, 23 H, 2 HR, 20 K, 8 BB, .319 BAA
NIGHT: 2-6, 5.61 ERA, 60 H, 38 ER, 9 HR, 59 K, 26 BB, .258 BAA
TEAM W/L IN STARTS: 7-10

OPPOSING STARTER - RHP JOEY ESTES (6-6, 4.38 ERA)

CAREER VS. AMA: 3 G, 0-2, 3.68 ERA, 14.2 IP, 12 H, 10 R, 6 ER, 2 HR, 13 K, 3 BB, 3 HB

BATTER-PITCHER MATCH-UPS (ACTIVE ROSTER, 2023)

ROCKHOUNDS VS. CHAD PATRICK:

PLAYER	H	AB	AVG	XBH	HR	RBI	BB	SO
Simoneit, W	1	2	.500	1	0	0	0	1
Bowman, C	0	3	.000	0	0	0	0	1
McGuire, S	0	1	.000	0	0	0	1	1
Schwarz, J	0	1	.000	0	0	0	1	1
Clarke, D	0	4	.000	0	0	0	0	0

SOD POODLES VS. JOEY ESTES:

PLAYER	H	AB	AVG	XBH	HR	RBI	BB	SO
Castillo, N	1	2	.500	1	0	1	0	1
Tawa, T	2	4	.500	1	1	2	0	1
Centeno, J	1	2	.500	0	0	2	0	0
Duzenack, C	1	3	.333	1	1	1	0	2
Roberts, C	1	5	.200	1	0	1	0	3
Lawlar, J	1	5	.200	1	0	1	0	0
Vukovich, A	1	6	.167	1	1	1	0	1
De Los Santos, D	1	7	.143	1	0	0	0	0
Beer, S	0	5	.000	0	0	0	0	3
Dalesandro, N	0	1	.000	0	0	0	1	1
Vicufia, K	0	2	.000	0	0	0	0	1



#13 DEYVISON DE LOS SANTOS - INF 2023 HIGHS: Hits - 3, Runs - 2, RBI - 3, HR - 1, 2B - 1, 3B - 1, BB - 2, K - 3, SB - 1

HEIGHT: 6'1"			WEIGHT: 185		B/T: R/R		AGE: 20 (6/21/1993 in Santo Domingo, Dominican Republic)					2023 SPLITS:						
G	AVG	OBP	SLG	AB	R	H	2B	3B	HR	RBI	BB	SB/ATT	SO	V.RHP	V.LHP	HOME	AWAY	RISP
72	.235	.290	.359	281	39	66	6	1	9	36	20	3/3	77	.235	.236	.294	.164	.295
LAST GAME: 1-for-4, RBI, K					LAST HOME RUN: 7/19 vs WCH off Donato (Solo)								CURRENT HITTING: 11					
MID SERIES:					LAST MULTI-HIT GAME: 7/22 vs WCH (3-for-4)								SEASON LONG HITTING: 11					
WCH SERIES: 10-for-23, 2 HR, 3B, 2B, 7 RBI, 5 R, 4 K													CURRENT ON-BASE: 11					
													SEASON-ON-ON-BASE: 11					

LAST GAME: 1-for-4, RBI, K **LAST HOME RUN:** 7/19 vs WCH off Donato (Solo)

CURRENT HITTING: 11

MID SERIES: **LAST MULTI-HIT GAME:** 7/22 vs WCH (3-for-4)


SEASON LONG HITTING: 11


WCH SERIES: 10-for-23, 2 HR, 3B, 2B, 7 RBI, 5 R, 4 K


CURRENT ON-BASE: 11


SEASON-LONG ON-BASE: 11

 **Is currently ranked as the D-backs' no.4-rated prospect**

 Back-to-back D-backs' Minor League Player of the Month in June and July, 2022.

 Named the NWL Player of the Week (7/31/22), MiLB.com Organization All-Star (2022) and Single-A Postseason All-Star (Baseball America).

 Won the batting title in the California League in 2022, hitting .329 in 78 games played for Visalia despite a promotion to Hillsboro on July 22, 2022.

 Combined to hit .403 (75-for-186) with 12 doubles, two triples, nine home runs, 35 RBI in 46 games between Visalia and Hillsboro in June and July, 2022

 **Riding a season-high 11-game hit streak (6/29 - 7/23)** that includes seven multi-hit games during the streak...Had a 14-game streak from 7/8-28/22

#26 CAMDEN DUZENACK - INF 2023 HIGHS: Hits - 3, Runs - 3, RBI - 3, HR - 1, 2B - 2, 3B - 0, BB - 2, K - 3, SB - 1

HEIGHT: 5'7"			WEIGHT: 170		B/T: R/R		AGE: 28 (3/8/1995 in Melissa, TX)					2023 SPLITS:						
G	AVG	OBP	SLG	AB	R	H	2B	3B	HR	RBI	BB	SB/ATT	SO	V.RHP	V.LHP	HOME	AWAY	RISP
39	.328	.413	.489	137	22	45	10	0	4	26	14	2/7	28	.330	.320	.362	.294	.310
LAST GAME: 0-for-4						LAST HOME RUN: 7/1 vs TUL off Peto (solo)							CURRENT HITTING: 0					
MID SERIES:						LAST MULTI-HIT GAME: 7/19 vs WCH (2-for-4)							SEASON LONG HITTING: 12					
WCH SERIES: 3-for-16, RBI, R, BB, 4 K													CURRENT ON-BASE: 0					
													SEASON LONG ON-BASE: 27					

LAST GAME: 0-for-4 **LAST HOME RUN:** 7/1 vs TUL off Peto (solo)

CURRENT HITTING: 0

MID SERIES: **LAST MULTI-HIT GAME:** 7/19 vs WCH (2-for-4)


SEASON LONG HITTING: 12


WCH SERIES: 3-for-16, RBI, R, BB, 4 K


CURRENT ON-BASE: 0


SEASON-LONG ON-BASE: 27

 Duzenack is entering his 6th professional season, having spent time at every level of minor league ball from Rookie to Triple-A.

 In his debut season (2017), he belted 16 doubles, a triple, and three homers in 222 AB's with A (Short) Hillsboro, slugging .410 that year.

 He logged 318 Triple-A at-bats last season with Reno, slashing .261/.308/.465 while sending 13 balls over the wall accompanied by 20 two-baggers and three triples.

 Earned Amarillo's second walk-off win on 5/31/23 after hitting a two RBI single while the club was down by one run with two outs and the bases loaded.

 Had a 12-game hit streak from June 15-July 4, hitting .449 (22-for-49) with five doubles, three home runs, 14 RBI, and four walks during the stretch.

 **Through his first 19 games at HODGETOWN in 2023, is hitting .362 with eight XBH and 12 RBI...Has a hit in 15-of-19 games played at home.**

#11 JORDAN LAWLAR - INF 2023 HIGHS: Hits - 3, Runs - 4, RBI - 4, HR - 1, 2B - 2, 3B - 1, BB - 2, K - 4, SB - 3

HEIGHT: 6'2"			WEIGHT: 190			B/T: R/R	AGE: 21 (7/17/2002 in Carrollton, TX)					2023 SPLITS:						
G	AVG	OBP	SLG	AB	R	H	2B	3B	HR	RBI	BB	SB/ATT	SO	V.RHP	V.LHP	HOME	AWAY	RISP
74	.256	.354	.474	289	58	74	18	3	13	39	37	27/31	76	.238	.356	.277	.234	.203
LAST GAME: 0-for-3, BB						LAST HOME RUN: 7/16 vs FRI off Slaten (3-Run)							CURRENT HITTING: 0					
MID SERIES:						LAST MULTI-HIT GAME: 7/22 vs WCH (2-for-3)							SEASON LONG HITTING: 9					
WCH SERIES: 9-for-22, 4 2B, 5 R, 2 BB, 4 K													CURRENT ON-BASE: 15					
													SEASON-LONG ON-BASE: 16					

LAST GAME: 0-for-3, BB **LAST HOME RUN:** 7/16 vs FRI off Slaten (3-Run)

CURRENT HITTING: 0

MID SERIES: **LAST MULTI-HIT GAME:** 7/22 vs WCH (2-for-3)

SEASON LONG HITTING: 9


WCH SERIES: 9-for-22, 4 2B, 5 R, 2 BB, 4 K


CURRENT ON-BASE: 15

SEASON-LONG ON-BASE: 16


 Made his professional debut on 8/21/21 after being selected 6th overall in the 2021 MLB Draft out of Jesuit High School (Dallas).

 **Currently ranked as the D-backs' no. 1-rated prospect and the no. 5 overall prospect by MLB Pipeline.**

 Appeared in 100 games across four levels in 2022, hitting .303 (18 2B, 7 3B, 16 HR) with 62 RBI and 57 walks.

 Hit .278 (10-for-36) with a double, triple, two home runs, and seven RBI in 11 games in the Arizona Fall League in 2022... Broken Scapula ended his AFL.

 Was hitting .162 through his first 32 games in 2023... **In 42 games since May 23, he is hitting .320 (14 2B, 2 3B, 8 HR) with 41 runs scored and 23 RBI.**

 Was named to the 2023 SiriusXM MLB All-Star Futures Game

 Hit Amarillo's fifth ever inside the park home run, doing so in game one of the DH on July 3 vs TUL...First ITP HR since Luis Basabe (6/19/21 vs WCH)

#43 IVAN MELENDEZ - INF 2023 HIGHS: Hits - 2, Runs - 3, RBI - 4, HR - 1, 2B --, 3B --, BB - 1, K - 2, SB --

HEIGHT: 6'3"			WEIGHT: 225		B/T: R/R			AGE: 23 (1/24/2000 in El Paso, TX)					2023 SPLITS:					
G	AVG	OBP	SLG	AB	R	H	2B	3B	HR	RBI	BB	SB/ATT	SO	V.RHP	V.LHP	HOME	AWAY	RISP
7	.308	.379	1.000	26	9	8	-	-	6	8	1	-/-	10	.227	.750	.308	---	.000
LAST GAME: 2-for-4, 2 HR, 2 RBI, 2 R, K						LAST HOME RUN: 7/23 vs WCH off McMahon (Solo)							CURRENT HITTING: 1					
MID SERIES:						LAST MULTI-HIT GAME: 7/23 vs WCH (2-for-4)							SEASON LONG HITTING: 3					
WCH SERIES: 5-for-14, 4 HR, 6 RBI, 6 R, BB, 4 K													CURRENT ON-BASE: 1					
													SEASON-ON-ON-BASE: 3					

LAST GAME: 2-for-4, 2 HR, 2 RBI, 2 R, K **LAST HOME RUN:** 7/23 vs WCH off McMahon (Solo)

CURRENT HITTING: 1

MID SERIES: **LAST MULTI-HIT GAME:** 7/23 vs WCH (2-for-4)

SEASON LONG HITTING: 3


WCH SERIES: 5-for-14, 4 HR, 6 RBI, 6 R, BB, 4 K

CURRENT ON-BASE: 1


SEASON-LONG ON-BASE: 3

 Selected by the Arizona Diamondbacks in the 2nd round (#43 overall) of the 2022 MLB Draft out of the University of Texas.

 **Currently ranked as the D-backs' no. 7-rated prospect**

 Began 2023 with High-A Hillsboro where he hit .270 in 58 games while setting the Hops single-season franchise-record with 18 HR....Was named NWL


 Player of the Week on June 25 after becoming the first Hops player to hit for the Cycle at Ron Tonkin Field on June 23 vs Everett.

 **Currently leads the D-backs' system with his 24 HR and hit a home run in each of his first three games (4 total) in Double-A, his fourth straight**

 game with a HR including his final game in Hillsboro (7/9-18).

 Became just the second Amarillo player with more than one multi-HR game this season (A.J. Vukovich) doing so in his first seven games with Amarillo.

#7 CALEB ROBERTS - OF 2023 HIGHS: Hits - 3, Runs - 3, RBI - 4, HR - 2, 2B - 2, 3B - 1, BB - 4, K - 4, SB - 1

G	AVG	OBP	SLG	AB	R	H	2B	3B	HR	RBI	BB	SB/ATT	SO	V.RHP	V.LHP	HOME	AWAY	RISP
59	.253	.366	.521	217	49	55	12	5	12	42	36	9/11	73	.258	.229	.308	.200	.286
LAST GAME: 2-for-4, HR, 2B, RBI, 2 R, 2 K						LAST HOME RUN: 7/23 vs WCH, off Rozek (Solo)						CURRENT HITTING: 1						
MID SERIES:						LAST MULTI-HIT GAME: 7/23 vs WCH (2-for-4)						SEASON LONG HITTING: 8						
WCH SERIES: 3-for-16, HR, 2B, 4 BB, 3 R, 7 K												CURRENT ON-BASE: 7						
												SEASON-LONG ON-BASE: 19						
 During his time in Hillsboro (4/8-9/4/2022), held down the two (2) spot for AVG (.234, 91-for-389), RBI (55), SLG (.380), 2B (24), XBH (36), TB (148) and R (57).																		

LAST GAME: 2-for-4, HR, 2B, RBI, 2 R, 2 K **LAST HOME RUN:** 7/23 vs WCH, off Rozek (Solo)

CURRENT HITTING: 1


MID SERIES: **LAST MULTI-HIT GAME:** 7/23 vs WCH (2-for-4)

SEASON LONG HITTING: 8


WCH SERIES: 3-for-16, HR, 2B, 4 BB, 3 R, 7 K


CURRENT ON-BASE: 7


SEASON-LONG ON-BASE: 19

 During his time in Hillsboro (4/8-9/4/2022), held down the two (2) spot for AVG (.234, 91-for-389), RBI (55), SLG (.380), 2B (24), XBH (36), TB (148) and R (57).

 Had a season-high eight game hit streak in 2023 that includes six home runs, four doubles, a triple, and 12 RBI from June 24-July 3

 **Became the first Sod Poodle to ever homer in four straight games**, doing so from June 30 - July 3...**Has hit nine home runs since June 25 (20 G)**

 including his first career grand slam on July 3...It was Amarillo's second in 2023, and the 13th overall in franchise-history.

 Logged the second multi-HR game of his professional career on July 15 vs Frisco...Set his single-season career-high for HR during the performance.

 Was named Texas League Player of the Week for June 26 - July 2 after hitting .438 (7-for-16) with 3 HR, 2 2B, 4 RBI, 3 BB, .550 OBP, 1.125 SLG vs Tulsa.

#10 TIM TAWA - OF 2023 HIGHS: Hits - 3, Runs - 3, RBI - 5, HR - 2, 2B - 2, 3B - 1, BB - 2, K - 3, SB - 1

HEIGHT: 6'0"			WEIGHT: 196		B/T: R/R		AGE: 23 (4/7/1999 in West Linn, OR)						2023 SPLITS:					
G	AVG	OBP	SLG	AB	R	H	2B	3B	HR	RBI	BB	SB/ATT	SO	V.RHP	V.LHP	HOME	AWAY	RISP
74	.244	.320	.459	266	43	65	10	1	15	51	30	5/9	80	.244	.244	.274	.214	.291

LAST GAME: 2-for-3, BB, K						LAST HOME RUN: 7/22 vs WCH off Floyd (2-Run)						CURRENT HITTING: 2					
MID SERIES:						LAST MULTI-HIT GAME: 7/23 vs WCH (2-for-3)						SEASON LONG HITTING: 10					
WCH SERIES: 3-for-16, HR, 2 RBI, R, 2 BB, 8 K												CURRENT ON-BASE: 2					
												SEASON-LONG ON-BASE: 13					

- 🐾 Made his professional debut with the ACL D-Backs (7/31/2021) where he logged two games and went 2-for-5 (.400 AVG) with a HR, 3 RBI, R and 2 BB.
- 🐾 During his stretch in Hillsboro (4/8-6/22/2022), held the crown for AVG (.282), HR (8), RBI (30), OBP (.377), SLG (.441), H (60), TB (94), R (32).
- 🐾 Recorded his first career multi-HR game on 6/29 vs TUL, going 2-for-4 with two HR and five RBI...His five RBI also tied his career-high (June 17, 2021)
- 🐾 Hit his first career grand slam on July 9 on the road in Springfield...Included his second five RBI game in 2023 and third overall in his professional career.
- 🐾 **He hit his 14th home run of the season on July 15 against Frisco which set a single-season career-high for home runs by the former Stanford Cardinal.**

#1 KEVIN VICUNA - INF 2023 HIGHS: Hits - 1, Runs - 1, RBI - 3, HR - 1, 2B - 1, 3B - 0, BB - 2, K - 2, SB - 0

HEIGHT: 6'0"			WEIGHT: 140		B/T: R/R		AGE: 25 (1/14/1998 in Puerto La Cruz, Venezuela)						2023 SPLITS:					
G	AVG	OBP	SLG	AB	R	H	2B	3B	HR	RBI	BB	SB/ATT	SO	V.RHP	V.LHP	HOME	AWAY	RISP
17	.156	.283	.267	45	5	7	2	0	1	5	7	0/0	12	.150	.200	.250	.103	.200

LAST GAME: 1-for-3						LAST HOME RUN: 5/14/23 vs. MID, G1 off Leal						CURRENT HITTING: 1					
MID SERIES:						LAST MULTI-HIT GAME: 9/18/22 @ ALT (REA) (2-for-5)						SEASON LONG HITTING: 3					
WCH SERIES: 1-for-4, R												CURRENT ON-BASE: 1					
												SEASON-LONG ON-BASE: 5					

- 🐾 Signed by the Arizona Diamondbacks as a minor league free agent on 5/3/23.
- 🐾 Former Mid-Season All-Star (2018, Lancaster JetHawks).
- 🐾 Entering his eighth season of pro ball, having split time in the Toronto Blue Jays, Philadelphia Phillies and now the D-backs farm system.
- 🐾 In his debut 2015 season with the DSL Blue Jays, he slashed .268/.354/.304 with three doubles and triples, 20 RBI and 10 swiped bags in 62 games.
- 🐾 Went 35 games since 8/3/2022 without multiple RBI in a contest before earning a three-RBI performance on 5/14/23 which were also his first three RBI in Amarillo threads while also blasting his first home run as a Sod Poodle in the same day.

#19 A.J. VUKOVICH - INF 2023 HIGHS: Hits - 3, Runs - 4, RBI - 7, HR - 3, 2B - 2, 3B - 1, BB - 2, K - 4, SB - 1

HEIGHT: 6'5"			WEIGHT: 210		B/T: R/R		AGE: 22 (7/20/2001 in Mukwonago, WI)						2023 SPLITS:					
G	AVG	OBP	SLG	AB	R	H	2B	3B	HR	RBI	BB	SB/ATT	SO	V. RHP	V. LHP	HOME	AWAY	RISP
74	.266	.327	.529	293	61	78	17	3	18	66	24	9/12	93	.283	.189	.307	.231	.324

LAST GAME: 3-for-4, HR, 2 2B, 5 RBI, 2 R						LAST HOME RUN: 7/22 vs WCH off Adams (Solo)						CURRENT HITTING: 2					
MID SERIES:						LAST MULTI-HIT GAME: 7/22 vs WCH (3-for-4)						SEASON LONG HITTING: 11					
WCH SERIES: 7-for-20, 3 HR, 2 2B, 10 RBI, 5 R, BB, 5 K												CURRENT ON-BASE: 2					
												SEASON-LONG ON-BASE: 16					

- 🐾 After being drafted 119th overall out of high school, the D-Backs' number 11 prospect made his professional debut with the Visalia Rawhide on 5/4/2021.
- 🐾 While in Visalia (62 G, 5/4-8/1/2021) he tied 1st in 2B (15) and XBH (26), led the team in AVG (.259) and H (64) while coming in 2nd for RBI (42), SLG (.449) and R (42).
- 🐾 During his brief stint with the Sod Poodles at the end of last season (9/6-9/18/2022), earned the crown for hits (13) and shared the throne for TB (19) and homers (2).
- 🐾 He earned the 5th best batting average (.276, 129-for-468) in the D-backs organization among players with at least 115 games played in 2022.
- 🐾 Hit the first Grand Slam for Amarillo in 2023 (6/4 vs SPR) and was the first AMA player in 2023 with a multi-HR effort in the same game (2, 6/10 @ MID)
- 🐾 **Became just the second player in Sod Poodles history with a three-HR game**, doing so on July 3 vs TUL joining Edward Olivares (May 5, 2019)... It was the first three-HR game of his professional career. He also set a career-high with seven RBI which also tied the Sod Poodles franchise-high (Dominic Fletcher, 5/8/2022)

TEAM BATTING

OVERALL

AVG	G	AB	R	H	TB	2B	3B	HR	RBI	BB	SO	SB	CS	OBP	SLG	OPS
.269	90	3023	542	814	1404	166	23	126	505	337	842	125	38	.350	.464	.814

MONTHLY

APRIL	.260	21	718	120	187	307	33	6	25	112	79	214	35	8	.336	.428	.764
MAY	.236	26	845	123	199	319	41	5	23	114	95	231	33	9	.318	.378	.696
JUNE	.296	25	883	170	261	443	52	8	38	158	95	232	32	10	.375	.502	.877
JULY	.289	18	577	129	167	335	40	4	40	121	68	165	25	11	.377	.581	.958
AUGUST	-	-	-	-	-	-	-	-	-	-	-	-	-	-	-	-	-
SEPTEMBER	-	-	-	-	-	-	-	-	-	-	-	-	-	-	-	-	-

HOME VS. ROAD

HOME	.302	45	1519	320	458	833	95	11	86	305	148	415	68	13	.372	.548	.920
ROAD	.237	45	1504	222	356	571	71	12	40	200	189	427	57	25	.329	.380	.709

SITUATIONAL SPLITS

	AVG	G	AB	H	TB	2B	3B	HR	RBI	BB	SO	OBP	SLG	OPS
VS RIGHT	.272	90	2495	678	1181	143	18	108	431	289	693	.356	.473	.829
VS LEFT	.258	48	528	136	223	23	5	18	74	48	149	.323	.422	.745
W/ RISP	.283	90	890	252	433	54	11	35	378	127	264	.373	.487	.860
TEAM IS AHEAD	.261	68	1184	309	507	78	9	34	187	133	328	.346	.428	.774
TEAM IS BEHIND	.282	69	1247	352	609	58	8	61	229	149	335	.366	.488	.854

HOME RUNS

MULTI-RBI GAMES

MULTI-HIT GAMES

PLAYER	SOLO	2R	3R	GS	TOTAL	2	3	4	5+	TOTAL	2	3	4	5+	TOTAL
Beer	4	2			6	7	1			8	8	1	2		11
Bliss	8	3	1		12	8	3			11	23	12			35
Carrion						1				1					
Castillo	5	2	2		9	3	3			6	7	3			10
Centeno	1				1	3				3	12	2			14
D'Orazio											1				1
Dalesandro	1				1		1			1	6	2			8
De Los Santos	3	5	1		9	4	3			7	16	4			20
Del Castillo	6	4	2		12	5	3	2		10	16	1			17
Duzenack	3		1		4	6	3			9	10	4			14
English	4	1	1		6	3	1	1		5	5				5
Enriquez						3				3	4	1	1		6
Guzman		1			1	1	1			2	1	1			2
Lawlar	5	6	2		13	5	2	1		8	14	4			18
Melendez	4	2			6	1		1		2	3				3
Roberts	6	4	1	1	12	8	3	1		12	14	3			17
Tawa	8	4	2	1	15	7	2		2	11	16	3			19
Vicuña			1		1		1			1					
Vukovich	11	3	3	1	18	2	7	3	2	14	15	5			20
Watkins						1				1					
TOTALS:	69	37	17	3	126	68	34	9	4	114	170	46	3	0	219

HOME RUN VARIANTS

WALK-OFF HR (0):

BACK-TO-BACK HR (6): English/Vukovich (4/16 vs. CC, 7th inning); Roberts/Vukovich (6/3 (1) vs. SPR, 6th inning); Del Castillo/De Los Santos (6/13 vs SA, 7th inning); Beer/Roberts (7/1 vs TUL, 6th inning); Lawlar/Vukovich (7/3 (1) vs TUL, 1st inning); Roberts/Melendez (7/23 vs WCH, 1st inning);

MUTLI-HR GAMES (5): Melendez (2x, 7/18 vs WCH, 7/23 vs WCH); Vukovich (6/10 @ MID); Tawa (6/29 vs TUL); Roberts (7/15 vs FRI)

THREE-HR GAMES (1): Vukovich (7/3 (1) vs TUL)

EXTRA-INNING HR (0):

GRAND SLAMS (3): Vukovich (6/4 vs. SPR, 5th inning); Roberts (7/3 (2) vs TUL, 5th inning); Tawa (7/9 @ SPR, 3rd inning)

INSIDE-THE-PARK HR (1): Lawlar (7/3 (1) vs TUL, 1st inning)

PINCH-HIT HR (0):

HR IN CONSECUTIVE GAMES (18): Vukovich (4x: 5/5-6 @CC; 6/1-6/3 G1 vs SPR; 6/17-18 vs SA; 7/21-22 vs WCH); Del Castillo (3x: 5/30-31 vs. SPR; 6/8-10 @ MID; 7/8 @ SPR); Bliss (2x: 5/5-6 @ CC; 6/10 @MID - 6/13 vs SA); Tawa (2x: 5/28 @ SA - 5/30 vs. SPR; 6/3/4 vs. SPR); Roberts (2x: 6/25 @ CC, 6/28 vs TUL; 6/30-7/1 vs TUL) Lawlar (4/15 vs. CC - 4/18 @ NWA); English (4/23 @ NWA - 4/25 vs. FRI); Melendez (7/14-15 vs FRI); Castillo (7/15-16 vs FRI); De Los Santos (7/18-19 vs WCH)

HR IN THREE CONSECUTIVE GAMES: (2): Melendez (7/14-15 vs FRI, 7/18 vs WCH); Castillo (7/15-16 vs FRI, 7/18 vs WCH)

HR IN FOUR CONSECUTIVE GAMES (1): Roberts (6/30 - 7/3 vs TUL)

LEAD OFF HR (8): Bliss (6x: 4/27 vs. FRI; 5/10 vs. MID; 5/18 @ FRI; 6/10 @ MID; 6/13 vs SA; 6/22 @ CC); Tawa (6/4 vs. SPR); Duzenack (6/11 @ MID)

STARTS BY BATTING ORDER (TEAM RECORD)										STARTS BY POSITION (TEAM RECORD)								
PLAYER	1	2	3	4	5	6	7	8	9	C	1B	2B	3B	SS	LF	CF	RF	DH
Beer			3-1	25-14							25-14							3-1
Bliss	32-36											26-29		5-5				2-2
Carrion									1-0						1-0			
Castillo						1-0	5-2	12-19	11-6		2-3				4-4	4-7	17-6	2-7
Centeno		1-2	2-1	0-2		5-0	7-4	8-5	4-5	18-9								9-10
D'Orazio								2-1	2-1	3-1								1-1
Dalesandro							2-2	4-1	16-17	0-1					4-1	14-16	4-2	
De Los Santos				10-9	10-18	16-7	1-1				9-10		27-24					1-1
Del Castillo		1-0	0-2	4-4	16-8	4-10	6-8			17-24								14-8
Duzenack	10-3	3-1				0-2	2-4	3-4	5-0			5-4	3-6	6-2	5-1	2-1	2-0	
English			7-5	1-0	1-1		1-0	1-1			8-3				1-2			2-2
Enriquez	1-1	0-1	4-8	0-1	1-0	1-0	3-7	7-2	2-6							2-0	15-24	2-2
Guzman							2-3		2-2						3-4		1-1	
Lawlar	1-0	38-35												37-34				1-1
Melendez				2-1	3-1						1-1		4-1					
Roberts	3-0	3-0	8-13	1-1	2-4	2-3	12-5	0-1		10-7	2-5				10-9		2-4	7-2
Tawa	1-2	2-3		1-1	9-6	11-13	7-6	7-4				17-9	1-4		7-6	9-10	2-3	2-2
Vicuña								4-4	3-3				4-1	0-1	0-5		3-0	0-1
Vukovich			24-12	4-9	6-4	8-7					1-6		9-6		12-9	17-8	2-1	1-2
Watkins									2-2						1-1		0-1	1-0

8+ GAME HITTING STREAKS (CURRENT IN BOLD)		
PLAYER	LENGTH / DATES	STREAK STATS
Castillo	14 G, 6/4-28	.352 (19-for-54), 3 HR, 2 2B, 3B, 12 RBI, 12 R, 4 SB
Dalesandro	13 G, 5/28-7/4	.409 AVG (18-for-44), HR, 2 2B, 2 3B, 5 RBI, 4 BB, 6 SB, 10 R
Duzenack	12 G, 6/15-7/4	.449 AVG (22-for-49) 5 2B, 3 HR, 14 RBI, 13 R, 4 BB
English	12 G, 4/19-5/2	.370 AVG (17-for-46), 6 2B, 4 HR, 16 RBI, 7 BB, 8 R
De Los Santos	11 G, 6/29-7/23	.422 (19-for-45), 2 HR, 2 2B, 3B, 10 RBI, 10 R, BB
Vukovich	11 G, 4/29-5/16	.348 AVG (16-for-46), 3 2B, 3 HR, 3B, 9 RBI, BB, 9 R
Bliss	10 G, 4/6-4/19	.438 AVG (21-for-48), 3 2B, 2 3B, HR, 8 RBI, 8 R
Del Castillo	10 G, 5/19-5/31	.406 AVG (13-for-32), 2 2B, 2 HR, 8 RBI, 9 BB, 7 R
Tawa	10 G, 5/28-6/15	.395 AVG (15-for-38), 4 HR, 2 2B, 10 RBI, 3 BB, 6 R
Bliss	9 G, 6/8-18	.395 AVG (17-for-43), 3 HR, 4 2B, 3B, 13 RBI, 10 R
Bliss	9 G, 5/4-5/14	.459 (17-for-37), 4 2B, 4 HR, 8 RBI, 4 BB, 10 R, 3 SB
Bliss	9 G, 5/23-6/3	.357 AVG (15-for-42), 2B, 3B, 2 BB, 3 RBI, 6 SB, 8 R
Lawlar	9 G, 6/6-15	.410 AVG (16-for-39), 2 HR, 4 2B, 3B, 4 RBI, 4 BB, 14 R
Lawlar	9 G, 5/23-6/3	.389 AVG (14-for-36), 3 2B, 2 HR, 3 BB, 6 RBI, 3 SB, 6 R
Bliss	8 G, 6/28-7/6	.424 AVG (14-for-33), 6 2B, HR, 4 RBI, 7 BB, 9 SB, 11 R
Bliss	8 G, 4/21-5/2	.412 AVG (14-for-34), 5 2B, HR, 6 RBI, 2 BB, 10 R, 2 SB
Centeno	8 G, 6/9-30	.286 AVG (10-for-35) 2 2B, 3 R

MULTI-RUN INNINGS		
RUNS	NO. OF TIMES	LAST
2	64	7/23 vs WCH, 7th inning
3	28	7/22 vs WCH, 7th inning
4	18	7/19 vs WCH, 7th inning
5	8	7/18 vs WCH, 3rd inning
6	7	7/15 vs FRI, 3rd inning
7	5	6/29 vs TUL, 1st inning
8+	-	

SCORE BY INNING												
	1	2	3	4	5	6	7	8	9	10	11+	TOTAL
OPP	74	56	65	53	80	82	61	33	35	2	3	543
AMA	68	54	64	55	62	60	91	60	23	3	2	542

ERRORS BY POSITION		
POSITION	SOD POODLES	OPPONENT
C	12	8
1B	6	8
2B	10	7
3B	15	12
SS	7	13
LF	2	2
CF	3	3
RF	3	3
P	8	10
TOTAL	66	66

CATCHER'S BOX (W/L BASED ON STARTS)						
PLAYER	CS	SB	ATT	CS %	PB	W-L
Centeno	5	21	26	.192	3	18-9
D'Orazio	2	6	8	.250	0	3-1
Dalesandro	0	4	4	.000	0	0-1
Del Castillo	14	38	52	.269	7	17-24
Roberts	7	21	28	.250	4	10-7
TOTAL	28	90	118	.237	14	48-42

TEAM FIELDING						
%	G	PO	A	E	DP	PB
.979	90	2337	752	66	56	14

NOTABLE GAMES



AMARILLO HAVE 5 OR FEWER HITS		
DATE	HITS	OPPONENT
4/15	4	CC
4/20	4	@NWA
4/22	3	@NWA
4/27	5	FRI
5/2	5	@CC
5/4	2	@CC
5/12	5	MID
5/14 (G2)	4	MID
5/16	2	@FRI
5/18	2	@FRI
5/19	4	@FRI
5/21	4	@FRI
5/26	5	@SA
6/20	4	@CC
7/8 (1)	5	@ SPR
7/20	5	vs WCH
7/21	5	vs WCH
TOTAL: 17 (6 HOME, 11 ROAD)		

OPPONENTS HAVE 5 OR FEWER HITS		
DATE	HITS	OPPONENT
4/7	3	@FRI
4/19	2	@NWA
4/20	4	@NWA
4/27	5	FRI
5/2	3	@CC
5/3	5	@CC
5/4	5	@CC
5/14 (G1)	2	MID
5/21	3	@FRI
5/26	5	@SA
5/27	2	@SA
5/30	3	SPR
6/1	5	SPR
6/3 (G2)	4	SPR
6/7	3	@MID
6/11	3	@ MID
6/24	5	@ CC
6/25	5	@ CC
7/15	5	vs FRI
7/16	3	vs FRI
TOTAL: 20 (7 HOME, 13 ROAD)		

AMARILLO HAVE 10 OR MORE RUNS		
DATE	RUNS	OPPONENT
4/12	13	CC
4/14	10	CC
4/26	12	FRI
4/29	11	FRI
5/5	12	@CC
5/14 (G1)	10	MID
6/8	12	@MID
6/10	13	@ MID
6/13	15	vs SA
6/29	12	vs TUL
7/1	12	vs TUL
7/3 (1)	15	vs TUL
7/3 (2)	10	vs TUL
7/15	11	vs FRI
7/18	10	vs WCH
TOTAL: 15 (12 HOME, 3 ROAD)		

OPPONENTS HAVE 10 OR MORE RUNS		
DATE	RUNS	OPPONENT
4/6	12	@FRI
4/12	10	CC
4/14	13	CC
4/16	11	CC
4/18	16	@NWA
4/26	11	FRI
4/28	12	FRI
4/30	12	FRI
5/6	12	@CC
5/9	11	MID
5/11	16	MID
5/14 (G2)	13	MID
5/17	10	@FRI
5/23	14	@SA
5/31	13	SPR
6/10	10	@MID
6/15	11	vs SA
6/16	12	vs SA
6/18	11	vs SA
6/20	12	@CC
7/1	10	vs TUL
7/23	12	vs WCH
TOTAL: 22 (15 HOME, 7 ROAD)		

EXTRA INNING GAMES (5) 2-3

DATE	OPP	RESULT	SCORE	W	L	S	TIME
4/20	@NWA	W (10)	3-2	Otanez, M (1-0)	Biasi, D (1-1)	Rice, J (1)	3:08
4/26	FRI	W (10)	12-11	Workman, B (1-0)	Church, M (0-1)	-	3:24
5/20	@FRI	L (10)	8-7	Kelly, A (2-0)	Stumpo (0-1)	-	3:26
6/3 (G1)	SPR	L (8)	5-4	Roycroft, C (1-0)	Backhus, K (0-1)	Granillo, A (2)	2:26
6/30	TUL	L (13)	7-6	Fisher, B (5-1)	Grammes, C (2-2)	-	3:42

PINCH HITTER TOTALS

PLAYER	DATE	SITUATION	RESULT
Watkins	5/9	Bot 8, 2 outs	Triple
Tawa	6/30	Bot 8, 1 out	Sac Fly
Beer	6/30	Bot 11, 0 out	Sac Fly
Vicuña	7/20	Bot 9, 0 out	E 9

DOUBLEHEADERS (4) 6-2

DATE	OPP	RESULT	SCORE	W	L	S	TIME
5/14 (1)	MID	W	10-1	Albright, L (2-2)	Ginn, J (0-2)	-	1:40
5/14 (2)	MID	L	13-1	Tomioka, S (1-0)	Hill, J (0-3)	-	2:32
6/3 (1)	SPR	L (8)	5-4	Roycroft, C (1-0)	Backhus, K (0-1)	Granillo, A (2)	2:26
6/3 (2)	SPR	W	6-1	Olivero, D (2-4)	Hernandez, K (5-2)	-	1:39
7/3 (1)	TUL	W	15-7	Olivero, D (5-5)	Casparius, B (0-3)	-	1:54
7/3 (2)	TUL	W	10-9	Montes De Oca, C (1-1)	Sublette, R (1-3)	Green, J (4)	2:26
7/8 (1)	@ SPR	W	4-3	Hill, J (3-4)	Pereira, W (5-5)	Pope, A (1)	2:07
7/8 (2)	@ SPR	W	7-6	Backhus, K (4-3)	Pope, B (1-2)	Green, J (5)	2:16

WALK-OFF WINS

DATE	SCORE	GAME-WINNING PLAY
4/26	12-11 (10th)	Lawlar RBI-double
6/1	3-2 (7th)	Duzenack two RBI Single

SHUTOUTS (7) 5-2

DATE	OPP	RESULT	SCORE	W	L	S	TIME
4/19	@NWA	W	5-0	Jarvis, B (2-1)	Veneziano, A (1-1)	-	2:29
4/21	@NWA	L	5-0	Hoffmann, A (2-1)	Hill, J (0-1)	-	2:26
4/22	@NWA	L	5-0	Marsh, A (1-0)	Patrick, C (0-3)	-	2:14
5/3	@CC	W	3-0	Pope, A (1-0)	Kouba, R (1-1)	Backhus, K (4)	2:15
5/27	@SA	W	1-0	Patrick, C (2-5)	Snider, D (0-3)	-	2:30
6/7	@MID	W	4-0	Green, J (1-0)	Cusick, R (3-3)	-	2:35
7/16	vs FRI	W	8-0	Lin, Y (1-0)	Bremer, N (0-1)	-	2:24

#14 KYLE BACKHUS - LHP				2023 HIGHS: IP - 2.0, K - 4, BB - 2, H - 3, R - 5, ER - 5				RECENT APPEARANCES																					
HEIGHT: 6'4"		WEIGHT: 185		B/T: L/L		AGE: 25 (1/31/1998 in New Waverly, TX)		DATE	DEC	P-S	IP	H	R	ER	HR	BB	SO	IR/S											
31 G		4-3		7/10 SV/SVO		47/20 K/BB		4.52 ERA											6/11	S (6)	18-11	1.0	0	0	0	1	0/0		
OVERALL: 31 G, 4-3, 20 GF, 40.0 IP, 40 H, 20 ER, 6 HR, 47 K, 20 BB JULY: 6 G, 2-1, 2.45 ERA, SV, 3 GF, 7.1 IP, 7 H, 3 R, 2 ER, 8 K, 7 BB										6/15									L (2) BS (1)	25-17	1.1	3	2	2	1	0	1	2/2	
LAST 10 G: 4-1, 4.73 ERA, SV, 13.1 IP, 15 H, 2 HR, 8 ER, 7 ER, 15 K, 10 BB VS. MID: 5 G, 0-0, 20.25 ERA, 4.0 IP, 6 H, 9 ER, 2 HR, 3 K, 6 BB										6/18									ND	21-16	1.0	2	1	1	1	0	2	0/0	
										6/22									W (1) BS (2)	44-28	2.0	1	1	1	0	2	2	0/0	
										6/25									ND	21-13	1.0	2	2	2	0	1	2	0/0	
										6/28									W (2)	32-21	2.0	3	1	1	1	0	1	0/0	
										7/1									W (3)	45-26	2.0	1	0	0	0	1	3	0/0	
										7/4									L (3) BS (3)	29-20	1.0	3	3	2	0	1	1	0/0	
										7/8 (2)									W (4)	18-10	1.0	0	0	0	0	2	1	0/0	
										7/16									ND	12-8	1.0	1	0	0	0	1	1	0/0	
										7/19									S (7)	28-15	1.1	1	0	0	0	1	1	1/0	
										7/23									ND	18-12	1.0	1	0	0	0	1	1	0/0	
										LAST WIN: 7/8/23 (2) @ SPR									LAST LOSS: 7/4/23 @ SPR										
										LAST SAVE: 7/19/23 vs WCH																			
2023 SPLITS				VS. RHB: .272/.342/.485, 28 H, 5 HR, 5 2B, 3B, 15 RBI, 32 K, 10 BB				VS. LHB: .214/.343/.339, 12 H, 4 2B, HR, 6 RBI, 15 K, 10 BB				HOME: 15 G, 2-2, 6.75 ERA, 3 SV, 18.2 IP, 20 H, 15 R, 14 ER, 6 HR, 24 K, 11 BB				AWAY: 16 G, 2-1, 2.53 ERA, 21.1 IP, 6 ER, 20 H, 23 K, 9 BB				W/ RISP: .191/.224/.362, 9 H, HR, 3 2B, 3B, 15 RBI, 16 K, BB									
#38 CONOR GRAMMES - RHP				2023 HIGHS: IP - 2.0, K - 5, BB - 4, H - 2, R - 3, ER - 2				RECENT APPEARANCES																					
HEIGHT: 6'1"		WEIGHT: 200		B/T: R/R		AGE: 26 (7/13/1997 in McLean, VA)		DATE	DEC	P-S	IP	H	R	ER	HR	BB	SO	IR/S											
16 G		3-2		0/2 SV/SVO		30/17 K/BB		3.38 ERA											6/11	H (2)	21-10	1.0	0	0	0	0	1	2	0/0
OVERALL: 16 G, 2 HLD, 4 GF, 21.1 IP, 19 H, 8 ER, 2 HR, 30 K, 17 BB JULY: 5 G, 1-0, 2.70 ERA, 6.2 IP, 8 H, 5 R, 2 ER, HR, 13 K, 3 BB, HB										6/15									ND	43-23	1.2	2	2	2	0	4	1	0/0	
LAST 10 G: 1-1, 3.65 ERA, 2 GF, 12.1 IP, 13 H, 5 ER, 2 HR, 20 K, 6 BB VS. MID: 2 G, 0-0, 0.00 ERA, 2 HLD, 3.0 IP, 2 H, 4 K, 2 BB										6/18									ND	14-12	2.0	2	1	1	0	0	2	0/0	
										6/20									ND	6-4	1.0	0	0	0	0	0	0	0/0	
										6/22									BS (2)	27-14	0.2	2	3	2	1	1	2	0/0	
										6/28									ND	23-12	1.0	0	0	0	0	1	2	0/0	
										6/30									L (2)	15-9	1.0	1	1	0	0	1	1	0/0	
										7/5									ND	22-12	1.1	1	0	0	0	1	1	2/0	
										7/9									ND	19-13	1.0	2	2	2	1	0	3	0/0	
										7/15									ND	17-12	1.0	3	3	0	0	1	2	0/0	
										7/19									W (3)	31-18	1.1	1	0	0	0	1	2	3/2	
										7/23									ND	37-23	2.0	1	0	0	0	0	5	--	
										LAST WIN: 7/19/23 vs. WCH									LAST LOSS: 6/30/23 vs. TUL										
										LAST SAVE: 5/21/23 @ EUG (A+)																			
2023 SPLITS				VS. RHB: .105/.300/.158, 4 H, 2 2B, 4 RBI, 19 K, 9 BB, 50 PA				VS. LHB: .395/.500/.553, 15 H, 2 HR, 10 RBI, 11 K, 8 BB, 46 PA				HOME: 9 G, 2-2, 2.92 ERA, 12.1 IP, 12 H, 4 ER, 17 K, 12 BB				AWAY: 7 G, 1-0, 4.00 ERA, 2 HLD, 9.0 IP, 7 H, 2 HR, 4 ER, 13 K, 5 BB				W/ RISP: .167/.333/.167, 5 H, HR, 10 K, 7 BB, 39 PA									
#24 - LHP WILL MABREV				2023 HIGHS: IP - 2.0, K - 2, BB - 2, H - 3, R - 2, ER - 2				RECENT APPEARANCES																					
HEIGHT: 6'0"		WEIGHT: 185		B/T: L/L		AGE: 22 (9/23/00 in Cookeville, TN)		DATE	DEC	P-S	IP	H	R	ER	HR	BB	SO	IR/S											
3 G		0-0		1/1 SV/SVO		4/3 K/BB		4.15 ERA											7/14	ND	20-9	1.0	0	0	0	0	1	0/0	
OVERALL: 3 G, 1 GF, HLD, 4.1 IP, 4 H, 2 R, 2 ER, HR, 4 K, 3 BB, HB JULY: 3 G, 0-0, 4.15 ERA, 1 GF, SV, HLD, 4.1 IP, 4 H, 2 ER, HR, 4 K, 3 BB										7/18									S (1)	19-15	2.0	1	0	0	0	0	2	2/0	
LAST 10 G: 0-0, 4.15 ERA, 1 GF, HLD, 4.1 IP, 4 H, 2 R, 2 ER, HR, 4 K, 3 BB, HB VS. MID: --										7/21									H (1)	31-17	1.1	3	2	2	1	2	1	0/0	
																			LAST WIN: 6/11/23 vs SPO (A+)										
																			LAST LOSS: 6/3/23 @ EVE (A+)										
																			LAST SAVE: 7/18/23 vs WCH										

#18 AUSTIN POPE - RHP				2023 HIGHS: IP - 2.1, K - 5, BB - 3, H - 5, R - 5, ER - 5				RECENT APPEARANCES											
HEIGHT: 6'3"		WEIGHT: 210		B/T: R/R		AGE: 23 (10/26/1998 in White Plains, NY)		DATE	DEC	P-S	IP	H	R	ER	HR	BB	SO	IR/S	
27 G	2-0	1/1 SV/SVO	54/14 K/BB	4.54 ERA					6/6	ND	24-19	2	0	0	0	0	2	0/0	
OVERALL: 27 G, 2-0, 3 HLD, 41.2 IP, 41 H, 22 R, 21 ER, 5 HR, 54 K, 14 BB									6/10	ND	17-12	1	0	0	0	0	1	0/0	
LAST 10 G: 1-0, HLD, SV, 6.75 ERA, 16.0 IP, 16 H, 12 ER, 4 HR, 22 K, 5 BB									6/13	H (3)	26-14	2	1	0	0	0	1	3 0/0	
Former NWFL Pitcher of the week (9/5/2021), which he earned while with High-A Hillsboro.									6/16	ND	25-17	2	0	0	0	0	0	2 0/0	
He will be spending his second season in the yellow city, logging 18 relief appearances with the Soddies in 2022, and posting an 8.49 ERA (28 ER, 29.2 IP).									6/20	ND	39-25	2	0	1	1	1	3	3 0/0	
In 19 appearances since 5/3, holds a 3.06 ERA over 32.1 IP, allowing 11 earned runs on 26 hits with 42 K and 10 walks.									6/24	ND	31-25	2	2	2	2	1	0	5 0/0	
									6/29	W (2)	35-23	2	1	0	0	0	1	5 1/0	
									7/3 (2)	ND	26-18	1	2	1	1	1	0	1 2/0	
									7/8 (1)	S (1)	29-13	2	1	1	1	0	0	1 2/0	
									7/16	ND	20-14	1	2	0	0	0	0	2 0/0	
									7/20	ND	23-13	1	0	3	2	2	1	0 0 0/0	
									7/23	ND	23-9	0	0	5	5	5	0	0 0 0/0	
2023 SPLITS		VS. RHB: .250/.309/.479, 24 H, 5 2B, 3B, 5 HR, 20 RBI, 37 K, 8 BB				VS. LHB: .274/.338/.355, 17 H, 3 2B, 3B, 4 RBI, 17 K, 6 BB				LAST WIN: 6/29/23 vs TUL									
		HOME: 15 G, 1-0, 5.75 ERA, 20.1 IP, 24 H, 13 ER, 3 HR, HBP, 26 K, 5 BB				AWAY: 12 G, 1-0, 3.38 ERA, HLD, SV, 21.1 IP, 8 ER, 17 H, 28 K, 9 BB				LAST LOSS: 6/2/22 vs. MID									
		W/ RISP: .205/.291/.341, 9 H, 3 2B, HR, 19 RBI, 15 K, 6 BB								LAST SAVE: 7/8/23 (1) @ SPR									
#31 JAKE RICE - LHP				2023 HIGHS: IP - 1.1, K - 3, BB - 3, H - 3, R - 5, ER - 5				RECENT APPEARANCES											
HEIGHT: 6'1"		WEIGHT: 220		B/T: L/L		AGE: 26 (7/19/1997 in Birmingham, AL)		DATE	DEC	P-S	IP	H	R	ER	HR	BB	SO	IR/S	
25 G	2-0	2/2 SV/SVO	25/25 K/BB	10.38 ERA					5/23	ND	26-17	1	0	3	3	3	0	2 0/0	
OVERALL: 25 G, 2-0, HLD, 7 GF, 21.2 IP, 16 H, 25 ER, 2 HR, 25 K, 25 BB, 7 HB									5/26	ND	17-3	0	0	0	4	4	0	3 0 0/0	
LAST 10 G: 0-0, 4.00 ERA, HLD, GF, 9.0 IP, 5 H, 4 ER, 2 HB, 7 K, 13 BB									6/3 (G1)	ND	25-11	1	0	0	0	0	0	1 0 0/0	
Made his professional and Low-A debut on 8/18/2021 and tossed 3.2 innings of relief, allowing just one (1) hit and punching out six (6).									6/9	H (3)	10-7	1	0	0	0	0	0	0 0 0/0	
In his Double-A and Soddie debut (5/26/2022 @ARK), he tossed 2.0 IP of relief and held the Travelers scoreless while scattering just two (2) hits and one (1) walk.									6/13	ND	12-9	1	0	1	0	0	0	0 1 0/0	
During his time in Hillsboro in 2022 (4/9-5/22), tied 1st in wins (3) and 2nd in game appearances (11) among qualified club mates.									6/15	ND	21-13	1	0	1	0	0	0	1 2 0/0	
From 8/12-9/16/2022 (AMA), he held his opponent scoreless in eight (8) out of 10 straight relief appearances (9.2 IP), allowing just four (4) earned runs and punching out 10 in the process (3.91 ERA).									6/18	ND	21-14	0	2	2	1	1	0	1 2/2	
									6/20	ND	29-13	1	0	0	1	1	0	3 1 0/0	
									6/23	ND	30-12	1	0	1	2	2	0	3 1 0/0	
									7/16	ND	6-3	0	1	0	0	0	0	0 0 0/0	
									7/20	ND	19-9	1	0	1	0	0	0	2 0 0/0	
									7/23	ND	23-9	1	0	0	0	0	2	1 1/1	
2023 SPLITS		VS. RHB: .229/.449/.417, 11 H, 3 2B, 2 HR, 15 RBI, 17 K, 15 BB, 5 HB				VS. LHB: .172/.415/.207, 5 H, 2B, 5 RBI, 8 K, 10 BB, 2 HB				LAST WIN: 4/25/23 vs. FRI									
		HOME: 14 G, 1-0, 6.57 ERA, 12.1 IP, 9 H, 9 R, 9 ER, HR, 14 K, 13 BB				AWAY: 11 G, 1-0, 15.43 ERA, 9.1 IP, 16 ER, 7 H, HR, 11 K, 12 BB, 6 HB				LAST LOSS: 8/24/21 vs. RC (A-)									
		W/ RISP: .346/.561/.538, 9 H, 2 2B, HR, 18 RBI, 8 K, 13 BB, HB								LAST SAVE: 5/19/23 @ FRI									
#25 MITCHELL STUMPO - RHP				2023 HIGHS: IP - 2.1, K - 4, BB - 4, H - 4, R - 3, ER - 3				RECENT APPEARANCES											
HEIGHT: 6'2"		WEIGHT: 205		B/T: R/R		AGE: 26 (6/17/1996 in Raleigh, NC)		DATE	DEC	P-S	IP	H	R	ER	HR	BB	SO	IR/S	
20 G	1-2	-/- SV/SVO	35/25 K/BB	7.25 ERA					6/6	ND	30-16	0	2	1	2	0	2	1 0/0	
OVERALL: 20 G, 1-2, 2 HLD, 22.1 IP, 22 H, 21 R, 18 ER, 3 HR, 35 K, 25 BB									6/13	H (2)	20-13	1	2	0	0	0	0	2 0 0/0	
LAST 10 G: 0-1, 2 GF, 8.25 ERA, 12.0 IP, 11 H, 12 R, 11 ER, 3 HR, 17 K, 11 BB									6/15	ND	10-5	1	0	0	0	0	0	1 0 0/0	
Signed by the Arizona Diamondbacks as a minor league free agent on 7/2/2019 out of Guilford College (Guilford, NC).									6/20	ND	35-21	1	2	4	3	3	0	0 1 1/1	
In his debut season from 8/8-8/30, appeared in seven straight games (9.0 IP) without allowing a run, conceding just two hits, a plunk and three walks while fanning 12 for a 12.0 K/9 and a 4.0 strikeout to walk ratio.									6/23	L (2)	32-21	2	0	3	3	2	2	0 2 0/0	
Last season with Triple-A Reno, he finished the season with a 1.34 WHIP and a 10.6 K/9 (51 K, 43.1 IP)									6/29	ND	37-18	1	2	2	1	2	1	3 2 0/0	
									7/1	ND	26-12	1	1	0	0	0	0	2 3 1/0	
									7/4	ND	28-21	1	1	1	1	0	0	3 0 0/0	
									7/8 (2)	ND	10-8	1	0	0	0	0	0	1 0 0/0	
									7/14	ND	14-7	0	2	1	0	0	0	1 1 2/1	
									7/19	ND	30-14	0	1	0	3	3	0	4 1 0/0	
									7/23	ND	23-12	1	0	1	0	0	0	1 2 0/0	
2023 SPLITS		VS. RHB: .220/.365/.320, 11 H, HR, 2 2B, 9 RBI, 18 K, 11 BB				VS. LHB: .297/.481/.514, 11 H, 3B, 2 HR, 10 RBI, 17 K, 14 BB				LAST WIN: 5/31/23 vs. SPR									
		HOME: 10 G, 1-0, 5.56 ERA, 11.1 IP, 8 H, 7 ER, HR, 19 K, 15 BB				AWAY: 10 G, 0-2, 9.00 ERA, 11.0 IP, 14 H, 14 R, 11 ER, 2 HR, 16 K, 10 BB				LAST LOSS: 6/23/23 @ CC									
		W/ RISP: .267/.489/.300, 8 H, 2B, 15 RBI, 13 K, 14 BB								LAST SAVE: 4/12/23 vs SAC (AAA)									
#29 RAFFI VIZCAINO - RHP				2023 HIGHS: IP - 2.0, K - 6, BB - 3, H - 2, R - 3, ER - 3				RECENT APPEARANCES											
HEIGHT: 6'0"		WEIGHT: 237		B/T: R/R		AGE: 27 (12/2/1995 in Sabana Grande, Dominican Republic)		DATE	DEC	P-S	IP	H	R	ER	HR	BB	SO	IR/S	
11 G	0-1	2/3 SV/SVO	18/9 K/BB	7.94 ERA					4/8	S	13-8	1	0	0	0	0	0	2 0/0	
OVERALL: 11 G, 0-1, 7 GF, 11.1 IP, 13 H, 12 R, 10 ER, 4 HR, 18 K, 9 BB									4/12	ND	27-15	1	0	2	1	1	0	1 2 0/0	
LAST 10 G: 0-1, 6 GF, 10.1 IP, 13 H, 12 R, 10 ER, 4 HR, 16 K, 9 BB									4/15	ND	42-22	2	0	1	2	2	1	3 6 0/0	
Entering his ninth professional season after taking a one year hiatus for the 2022 campaign, professionally debuting back in 2013.									4/19	ND	21-12	1	0	0	0	0	0	0	2 0 0/0
During his debut 2013 season, he posted a 3.80 ERA across 11 game starts (47.1 IP) while punching out 41 batters.									6/30	ND	24-14	1	2	2	0	0	0	1 2 0/0	
This season will be his first in the yellow city and the third season that he spends time at the Double-A level.									7/3 (2)	ND	12-4	0	0	1	3	3	0	2 0 0/0	
In his most recent season (2021), he logged a 5.40 ERA (24 ER, 40.0 IP) in 32 relief appearances (2 GS).									7/5	L (1) BS (1)	8-5	0	1	2	2	2	1	0	0 0/0
									7/9	S (2)	19-11	1	0	0	0	0	0	1 0 0/0	
									7/15	ND	17-14	1	0	0	0	0	0	0 1 0/0	
									7/20	ND	29-20	2	2	1	1	1	1	2 0 0/0	
									7/23	ND	9-6	1	0	2	1	1	1	0 1 0/0	
2023 SPLITS		VS. RHB: .344/.417/.688, 11 H, 3 HR, 2 2B, 7 RBI, 14 K, 4 BB				VS. LHB: .154/.389/.385, 2 H, HR, RBI, 4 K, 5 BB				LAST WIN: 4/28/23 vs SUG (AAA)									
		HOME: 7 G, 0-0, 9.00 ERA, 3 GF, 8.0 IP, 10 H, 10 R, 8 ER, 3 HR, 14 K, 8 BB				AWAY: 4 G, 0-1, 5.40 ERA, 4 GF, 2/3 SVO, 3.1 IP, 3 H, 2 R, 2 ER, HR, 4 K, BB				LAST LOSS: 7/5/23 @ SPR									
		W/ RISP: .333/.455/.667, 3 H, HR, 4 RBI, 4 K, 2 BB								LAST SAVE: 7/9 @ SPR									

PITCHER STARTS: Albright (18), Hill (17), Olivero (17), Patrick (17), Bain (7), Tineo (4), Jarvis (3), Solomon (3), Lin (2), Davies (1), Grammes (1)

Overall	Team Pitching																		
	W	L	ERA	G	CG	SHO	SV	SVO	IP	H	R	ER	HR	HB	BB	IBB	SO	WHIP	AVG
	48	42	5.68	90	0	5	22	37	779.0	794	543	492	114	52	446	3	826	1.59	.264

Home vs. Road Team Pitching																	
	W	L	ERA	G	CG	SHO	SV	SVO	IP	H	R	ER	HB	BB	SO	WHIP	AVG
Home	25	20	6.26	45	0	1	9	14	397.0	428	304	276	25	239	418	1.68	.274
Road	23	22	5.09	45	0	4	13	23	382.0	366	239	216	27	207	408	1.50	.253

CONSECUTIVE SCORELESS INNINGS			CONSECUTIVE SCORELESS APPEARANCES		
PLAYER	LENGTH(IP) - DATES	STREAK STATS	PLAYER	LENGTH - DATES	STREAK STATS
Green	15.1 - 6/3-7/8	12 G, 8 H, 13 K, 4 BB	Green	12 G, 6/3-7/8	8 H, 13 K, 4 BB, 58 BF
Saalfrank	12.1 - 5/4-5/30	9 G, 3 H, 18 K, 5 BB, HB	Backhus	9 G - 5/18-6/11	10 H, 14 K, 4 BB, HB
Hill	11.2 - 7/15-21	2 GS, 4 H, 10 K, 4 BB	Saalfrank	8 G - 5/7-5/30	3 H, 17 K, 5 BB, HB
Patrick	11.1 - 5/21-6/3	3 GS, 3 H, 12 K, 4 BB	Pope	6 G - 5/26- 6/16	4 H, 11 K, 35 BF
Backhus	10.2 - 5/18-6/11	9 G, 10 H, 14 K, 4 BB, HB	Backhus	6 G - 4/15-5/3	2 H, 2 BB, 9 K
Pope	10.1 - 5/26-6/20	7 G, 4 H, 13 K, 2 BB, HB	Backhus	4 G, 7/8-23	3 H, 4 K, 5 BB
Backhus	9.1 - 4/12-5/6	8 G, 4 H, 12 K, 2 BB	Rice	4 G, 6/3-15	H, 3 K, 2 BB, HB
Hill	7.1 - 4/8-4/15	2 GS, 6 H, 9 K, 4 BB, HBP	Grammes	3 G, 7/15-23	5 H, 9 K, 2 BB, HBP
Lin	6.2 - 7/16-22	2 GS, 2 H, 8 K, 2 BB	Rice	3 G, 7/16-23	H, K, 4 BB
Lin	6.1 - 7/22	1 GS, 3 H, 6 K, HBP	Grammes	3 G, 6/28-7/5	2 H, 4 K, 3 BB
Goddard	6.0 - 4/26-5/9	4 G, 8 K, H	Montes De Oca	3 G, 7/9-20	3 H, 3 K, BB
Workman	5.2 - 5/4-5/17	4 G, 4 H, 8 K, BB	Montes De Oca	3 G, 6/8-30	2 K, 2 BB
Jarvis	5.1 - 4/13-4/19	2 GS, 9 K, 4 BB	Otanez	3 G, 6/21-29	7 K, 3 BB
Montes De Oca	5.0 - 7/9-20	3 G, 3 H, 3 K, BB	Pope	3 G, 5/10-19	6 H, 6 K, BB

EJECTIONS

PLAYER/COACH	DATE/LOCATION	UMPIRE	REASON
Shawn Roof	4/30, HODGETOWN vs. FRI	HP Jarrod Moehlmann	Arguing call
Shawn Roof	5/20, Riders Field @ FRI	3B Steven Rios Jr.	Arguing call
Shawn Roof	6/9, Momentum Bank Ballpark @ MID	3B Sean Sparling	Checked swing
Jamison Hill	6/18, HODGETOWN vs SA	1B Steven Rios Jr.	Words
Shawn Roof	6/18, HODGETOWN, vs SA	HP Malcom Smith	Arguing call
Juan Centeno	6/30, HODGETOWN, vs TUL	HP Jarrod Moehlmann	Arguing call

AWARDS

PLAYER/COACH	AWARD	DATES	STATS
Bryce Jarvis	TEX Pitcher of the Week	4/17-4/23/2023	W, 5.0 IP, 0 H, 8 K, 4 BB
Ryan Bliss	Texas League Player of the Month	April	.410 AVG (34-for-83), 2 HR, 14 RBI, 17 R, 18 G
Chad Patrick	TEX Pitcher of the Week	5/22-5/28/2023	W, 7.0 IP, 2 H, 6 K, 2 BB
Ryan Bliss	Texas League Player of the Month	May	.361 AVG (35-for-97), 5 HR, 13 RBI, 21 R, 23 G
Andrew Saalfrank	Amarillo Player of the Month	May	9 C, 1-0, 1.42 ERA, 12.2 IP
Ryan Bliss	Amarillo Player of the Month	May	.361 AVG (35-for-97), 5 HR, 13 RBI, 21 R, 23 G
Caleb Roberts	TEX Player of the Week	6/28-7/2	.438 (7-for-16) 3 HR, 2 2B, 4 RBI, 3 BB, 1.675 OPS

2023 MILESTONES ON THE HORIZON

NAME	MILESTONE	TO MEET
Austin Pope	250 Career Strikeouts	2
Kyle Backhus	150 Career Strikeouts	1
Chad Patrick	150 Career Strikeouts	11

2023 MILESTONES REACHED

NAME	MILESTONE	DATE
Luke Albright	150 Career IP	4/7 @ FRI
Ryan Bliss	150 Career Hits	4/14 vs. CC
A.J. Vukovich	150 Career RBI	4/16 vs. CC
Tim Tawa	150 Career Hits	4/16 vs. CC
A.J. Vukovich	150 Career RBI	4/16 vs. CC
Andrew Saalfrank	100 Career Strikeouts	4/20 @ NWA
Jamison Hill	150 Career Strikeouts	4/21 @ NWA
Austin Pope	200 Career Strikeouts	4/21 @ NWA
Austin Pope	200 Career IP	6/24 @ CC
Devison De Los Santos	150 Career RBI	4/26 vs. FRI
Jackson Goddard	150 Career Strikeouts	4/28 vs. FRI
Deyni Olivero	400 Career IP	4/29 vs. FRI
Tristin English	250 Career Hits	4/29 vs. FRI
Adrian Del Castillo	100 Career Hits	4/30 vs. FRI
A.J. Vukovich	250 Career Hits	5/4 @ CC
Michel Otanez	250 Career Strikeouts	5/17 @ FRI
Ryan Bliss	200 Career Hits	5/28 @ SA
Ryan Bliss	100 Career RBI	6/17 vs SA
Kyle Backhus	100 Career IP	6/1 vs. SPR
Deyni Olivero	300 Career Strikeouts	6/3 (2) vs. SPR
Jordan Lawlar	150 Career Hits	6/3 (1) vs. SPR
Josh Green	250 Career Strikeouts	6/14 vs SA
Jeff Bain	500 Career Strikeouts	7/3 (2) vs TUL
Tim Tawa	Most Single-Season HR	14, 7/15 vs FRI
Caleb Roberts	Most Single-Season HR	10, 7/15 vs FRI
Jordan Lawlar	100 Career RBI	7/16 vs FRI
A.J. Vukovich	Most Single-Season HR	18, 7/22 vs WCH
Seth Beer	450 Career MiLB Hits	7/22 vs WCH

SOD POODLES vs. LEAGUE IN 2023 (REGULAR SEASON)

NORTH DIVISION	OVERALL	HOME	AWAY	SOUTH DIVISION	OVERALL	HOME	AWAY
Arkansas	0-0	0-0	0-0	Corpus Christi	8-10	3-3	5-7
NW Arkansas	3-3	0-0	3-3	Frisco	9-9	5-4	4-5
Springfield	7-5	4-2	3-3	Midland	8-4	2-4	6-0
Tulsa	5-1	5-1	0-0	San Antonio	4-8	2-4	2-4
Wichita	4-2	4-2	0-0	---			

SOD POODLES vs. LEAGUE ALL-TIME (REGULAR SEASON)

NORTH DIVISION	OVERALL	HOME	AWAY	SOUTH DIVISION	OVERALL	HOME	AWAY
Arkansas	11-14	6-6	5-8	Corpus Christi	49-47	23-17	26-30
NW Arkansas	18-14	8-5	10-9	Frisco	46-49	27-26	19-23
Springfield	20-17	10-8	10-9	Midland	53-40	26-23	27-17
Tulsa	22-22	13-12	9-10	San Antonio	27-29	12-12	15-17
Wichita	14-10	7-5	7-5	---			

SOD POODLES OFFENSE

Most Runs, Game: 15 (7/3 (2) vs TUL)
Most Runs, Inning: 7 (5x: Last: 6/29 vs. TUL, 1st inning)
Most Hits, Game (Team): 18 (3x: Last: 6/8 @ MID)
Most Hits, Game (Indiv.): 4 (3x: Last: Beer, 6/8 @ MID)
Fewest Hits, Game: 2 (3x: Last: 5/18 @ FRI)
Most Hits, Inning: 8 (5/5 @ CC, 3rd inning)
Most HRs, Game (Team): 5 (3x, Last: 7/15 vs FRI)
Most HRs, Game (Indiv.): 3 (Vukovich, 7/3 (1) vs TUL)
Most HR, Inning (Team): 3 (2x, Last: 7/1 vs TUL, 6th inning)
Most SBs, Game (Team.): 9 (7/1 vs. TUL)
Most SBs, Game (Indiv.): 3 (3x, Last: Bliss, 7/3 (1) vs TUL)
Grand Slams: 3 (Last: Tawa, 7/9 @ SPR)
Most Runners LOB, Team: 14 (2x, Last: 7/4 @ SPR)
Most Runs Combined (Two Teams): 23 (4x: Last: 6/10 @ MID)
Most Hits Combined (Two Teams): 33 (4/12 vs. CC)
Most Home Runs During Series (Two Teams): 31 (6/28-7/3 vs. TUL)
Most Runs To Overcome Deficit: 10 (4/26 vs. FRI)

SOD POODLES DEFENSE

Most Errors, Team: 4 (2x, Last: 5/23 @ SA)
Most Errors, Individual: 2 (Lawlar, 5/23 @ SA)
Most Double Plays: 3 (2x, Last: 7/18 vs. WCH)

SOD POODLES PITCHING

Most Ks, Team (9 innings): 14 (5/19 @ FRI)
Most Ks, Team (extra innings): 16 (6/30 vs TUL (13)
Most Walks, Team: 11 (2x: Last: 5/26 @ SA)
Shutouts: 5 (Last: 7/16 vs FRI)
Complete Games (9 IP): --
Complete Games (7 IP): --
Complete Game Shutout, Individual: --
Complete Game Shutout (9.0 IP) Individual: --
Longest Start: 7.0 IP (4x, Last: Lin, 7/22 vs WCH)
Longest Relief Appearance: 3.1 IP (2x: Last: Workman, 4/26 vs. FRI)
Most Ks, Individual: 8 (7x: Last: Lin, 7/16 vs FRI)
Most Walks, Individual: 6 (2x: Last: Olivero, 5/23 @ SA)

OPPONENTS OFFENSE

Most Runs, Game: 16 (2x: Last: 5/11 vs. MID)
Most Runs, Inning: 8 (2x: Last: 5/17 @ FRI, 5th inning)
Most Hits, Game (Team): 19 (5/11 vs. MID)
Most Hits, Game (Indiv.): 5 (2x: Last: Calabuig, 5/11 vs. MID)
Fewest Hits, Game: 2 (3x: Last: 5/27 @ SA)
Most Hits, Inning: 7 (2x, Last: 6/20 @ CC)
Most HRs, Game (Team): 5 (2x, Last: 7/3 (2) vs. TUL)
Most HRs, Game (Indiv.): 3 (Rave, 4/18 @ NWA)
Most SBs, Game (Indiv.): 3 (Acuña, 4/30 vs. FRI)
Grand Slams Against: 5 (Last: Hicks, 5/20 @ FRI)
Most Runners LOB, Team: 14 (5/26 @ SA)
Most Runs To Overcome Deficit: 6 (5/20 @ FRI)

OPPONENTS PITCHING

Most Ks Team (9 innings): 17 (6/14 vs SA)
Most Ks, Team (extra innings): 15 (6/30 vs TUL)
Most Walks, Team: 12 (6/20 @ CC)
Most Ks, Individual: 10 (Leiter, 5/17 @ FRI)
Most Walks, Individual: 5 (3x, Last: Martinez, J, 7/9 @ SPR)

OPPONENTS DEFENSE

Most Errors, Team: 3 (5x, Last: 7/4 @ SPR)
Most Errors, Individual: 3 (Whitcomb, 4/12 vs. CC)
Most Double Plays: 3 (6/8 @ MID)

MISCELLANEOUS

Longest Home Game Time (9 innings): 3:36 (6/15 vs. SA)
Shortest Home Game Time (9 innings): 2:08 (7/21 vs. WCH)
Longest Road Game Time (9 innings): 3:13 (5/5 @ CC)
Shortest Road Game Time (9 innings): 2:05 (5/2 @ CC)
Longest Game Time (7 innings): 2:32 (5/14 (2) vs. MID)
Shortest Game Time (7 innings): 1:39 (6/3 (2) vs. SPR)
Longest Extra-Inning Game: 3:42 (6/30 vs TUL)
Longest Game (Innings): 13 (6/30 vs TUL)
Longest Game Delay (Home): 0:40, 5/31 vs. SPR (rain)
Longest Game Delay (Road): 1:53, 5/19 @ FRI (rain)
Highest Attendance (Home): 7,588 (7/3 vs. TUL)
Highest Attendance (Road): 10,019 (5/16 @ FRI)
Lowest Attendance (Home): 3,231 (4/25 vs. FRI)
Lowest Attendance (Road): 2,190 (6/11 @ MID)

LAST TIME IT HAPPENED - 2023

SOD POODLES (INDIVIDUAL)

Perfect Game:
No-Hitter (Individual):
No-Hitter (Combined):
No-Hitter (7-Inning):
1-Hitter (Individual):
1-Hitter (Combined):
2-Hitter (Individual):
2-Hitter (Combined): 3x: Last: 5/27 @ SA, Patrick/Saalfrank
3-Hitter (Combined): 7x: Last: 7/16 vs FRI, Lin/Pope/Rice/Backhus
3-Hitter (Individual):
Complete Game Shutout (9 Inning):
Complete Game Shutout (7 Inning):
10 or more strikeouts (P):
Four (4) Hits: 3x, Last: Seth Beer (6/8 @ MID)
Five (5) Hits:
Six (6) Hits:
Three (3) Doubles:
Four (4) Doubles:
Two (2) Triples:
Two HR Game: 5x, Last: Melendez (7/23 vs WCH)
Three HR Game: Vukovich (7/3 (1) vs TUL)
Grand Slam (Home): 2x, Last: Roberts (7/3 (2) vs. TUL)
Grand Slam (Road): Tawa (7/9 @ SPR)
Inside-The-Park HR: Lawlar (7/3 (1) vs TUL)
Back-To-Back HRs: 6x: Last: Roberts/Melendez (7/23 vs. WCH)
Back-To-Back-To-Back HRs:
HR, Both Sides of the Plate:
Hitting for the Cycle:

HR in 2 straight games: 18x: Last: Vukovich (7/21-22 vs WCH)
HR in 3 straight games: 2x, Last: Castillo (7/15-16 vs FRI, 7/18 vs WCH)
HR in 4 straight games: Roberts (6/30-7/3 vs TUL)
Triple in 2 straight games:
Five (5) RBI: 3x, Last: Vukovich (7/22 vs WCH)
Seven (7) RBI: Vukovich (7/3 (1) vs TUL)
Three Runs: 15x: Last: Melendez (7/18 vs WCH)
Four Runs: 4x, Last: Vukovich (7/3 (1) vs TUL)
Five Runs:
Two Stolen Bases: 10x: Last: Lawlar (7/3 (1) vs TUL)
Three Stolen Bases: 3x, Last: Bliss (7/3 (1) vs TUL)
Four Stolen Bases:
Steal of home (straight):
Steal of home (double steal): 2x, Last: Bliss/Lawlar, 6/22 @ CC
Four (4) Walks: Roberts (5/31 vs. SPR)
Five (5) Walks:
10 Total Bases in a game: Vukovich (12, 7/3 (1) vs TUL)

SOD POODLES TEAM

20 Runs, Game:
20 Hits, Game:
10+ Runs, Inning:
Back-to-back 15-hit games:
Everyone in order gets a hit: 7x: Last: 7/3 (1) vs TUL
Everyone in order scores a run: 5/5 @ CC
Only player in order to get a hit:
15+ Strikeouts, Game (Batting): 2x, Last: 6/30 vs TUL (15)
Triple Play:
Winning Streak: 7 (6/6-6/13)
Losing Streak: 4 (2x: Last: 5/23-5/26)



HIGHS & LOWS - ALL TIME



SOD POODLES OFFENSE

Most Runs, Game: 20 (9/11/21 vs. TUL)
Most Runs, Inning: 11 (6/11/22 vs. FRI, 8th inning)
Most Hits, Game: 24 (9/11/21 vs. TUL)
Most Hits, Game (Indiv.): 5 (3x: Last: Barrosa, 7/22 @ MID)
Fewest Hits, Game: 0 (5/26/22 @ ARK)
Most HRs, Game (Team): 7, (6/5/21 @ FRI)
Most HRs, Game (Indiv.): 3, 2x, Last: Vukovich (7/3/23 (1) vs TUL)
Grand Slams: 14 (Last: Tawa, 7/9 @ SPR, 3rd inning)
Most SBs, Game (Team.): 9 (7/1/23 vs. TUL)
Most SBs, Game (Indiv.): 3 (8x: Last: Bliss, 7/3/23 (1) vs. TUL)
Most Runners LOB, Team: 14 (5x: Last: 7/4/23 @ SPR)
Most Runs Combined (Two Teams): 33 (4/12/23 vs. CC)
Most Hits Combined (Two Teams): 37 (2x: Last: 4/23/22 vs SA)
Most Home Runs During Series (Two Teams): 34 (9/7-12/21 vs. TUL)
Most Runs To Overcome Deficit: 10 (4/26/23 vs. FRI)

SOD POODLES DEFENSE

Most Errors, Team: 5 (6/19/21 vs. MID)
Most Errors, Individual: 2 (26x: Last: Lawlar, 5/23/23 @ SA)
Most Ground Into Double Plays: 4 (2x: Last: 9/17/21 vs. FRI)

SOD POODLES PITCHING

Most Ks, Team (9 innings): 17 (2x: Last: 5/9/21 @ TUL)
Most Ks, Team (extra innings): 19 (5/11/19 @ CC)
Most Walks, Team: 12 (8/27/22 @ CC)
Shutout: 25x: Last: 7/16/23 vs FRI
Last Complete Game (9 IP): --
Last Complete Game (7 IP): Nelson (G1, 9/1/21 @ SA)
Last Complete Game (5 IP): Walston (7/29/22 vs. CC)
Last Complete Game Shutout: Frias (8/1/21 vs. SA (7))
Longest Start: 8.0 IP (Cecconi, 6/8/22 vs FRI)
Longest Relief Appearance: 3.1 IP (4x, last: Workman, 4/26 vs FRI)
Most Ks, Individual: 12 (4x: Last: Pfaadt: 6/23/22 @ CC)
Most Walks, Individual: 7 (Nelson, 7/6/21 @ SA)



LAST TIME IT HAPPENED - ALL TIME

SOD POODLES (INDIVIDUAL)

Perfect Game:
No-Hitter (Individual):
No-Hitter (Combined):
No-Hitter (7-Inning): 2x: Tabor, 7/11/21 @ SA; Frias, 8/1/21 vs. SA
1-Hitter (Individual): 7/29/22 (Walston, 5-inning game)
1-Hitter (Combined): 2x: Last: 4/16/22 (Jarvis, Weiss - 7 inning game)
2-Hitter (Individual):
2-Hitter (Combined): 5x: Last: 5/27/23 @ SA, Albright/Saalfrank
3-Hitter (Combined): 22x: Last: 7/16/23 vs FRI, Lin/Pope/Rice/Backhus
3-Hitter (Individual):
Complete Game Shutout (9 Inning):
Complete Game Shutout (7 Inning): 2x: Tabor, 7/11/21 @ SA; Frias, 8/1/21 vs. SA
10 or more strikeouts: 14x, Last: Walston (7/29/22 vs. CC)
Four (4) Hits: 31x: Last: Beer (6/8/23 @ MID)
Five (5) Hits: 3x: Last: Cedenio (8/18/22 @ MID)
Six (6) Hits:
Three (3) Doubles: 3x: Last: Carroll, (4/23/22 vs SA)
Four (4) Doubles:
Two (2) Triples:
Two HR Game: 34x: Last: Melendez (7/23/23 vs. WCH)
Three HR Game: 2x, Last: Roberts, 7/3/23 (2) vs TUL)
Grand Slam (Home): 11x: Last: Roberts, 7/3/23 (2) vs. TUL)
Grand Slam (Road): 3x: Last: Tawa, 7/9/23 @ SPR
Inside-The-Park HR: 5x: Last: Vukovich (7/3/23 (1) vs TUL)
Back-To-Back HRs: 22x: Last: Roberts/Melendez (7/23/23 vs. WCH)
Back-To-Back-To-Back HRs:
B-2-B-2-B-2-B HRs: 9/11/21 vs. TUL - Garrett/Kennedy/Fletcher/Canzone (3rd inning)
HR, Both Sides of the Plate: 3x: Last: Stankiewicz (7/15/22 vs SA)
Hitting for the Cycle:

OPPONENTS OFFENSE

Most Runs, Game: 21 (2x: Last: 9/2/22 vs. FRI)
Most Runs, Inning: 11 (9/2/22 vs. FRI, 5th inning)
Most Hits, Game (Team): 23 (9/2/22 vs. FRI)
Most Hits, Game (Indiv.): 6 (Guldborg, 4/10/22 vs MID)
Fewest Hits, Game: 0 (2x: Last: 8/1/21 vs. SA - Frias no-hitter)
Most HRs, Game (Team): 9 (Last: 5/17/22 vs. TUL)
Most HRs, Game (Indiv.): 4 (Chandler Redmond, 8/10/22 vs SPR)
Most SBs, Game (Indiv.): 3 (Acuña, 4/30/23 vs. FRI)
Grand Slams: 23 (Last: Hicks, 5/20/23 @ FRI, off Hill, 5th inning)
Most Runners LOB, Team: 16 (4/10/22 vs. MID)
Most Runs To Overcome Deficit: 10 (7/18/21 @ MID)

OPPONENTS PITCHING

Most Ks Team (9 innings): 17 (3x: Last: 6/14/23 vs SA)
Most Ks, Team (extra innings): 19 (5/11/19 @ CC, 10)
Most Walks, Team: 12 (6/20 @ CC)
Shutout: 21x: Last: 4/22/23 @ NWA
Last Complete Game: Jones (5/26/22 (2) @ ARK)
Last Complete Game Shutout (7 IP): Jones (5/26/22 (2) @ ARK)
Most Ks, Individual: 14 (Dustin May, 6/22/19 @ TUL)
Most Walks, Individual: 7 (Robaina, 7/31/22 vs. CC)

OPPONENTS DEFENSE

Most Errors, Team: 4 (5x: Last: 7/22/22 @ MID)
Most Errors, Individual: 3 (3x: Last: Whitcomb, 4/12/23 vs. CC)
Most Ground Into Double Plays: 4 (2x: Last: 9/14/22 @ SA)

MISCELLANEOUS

Longest Home Game Time (9 innings): 4:08 (9/11/21 vs. TUL)
Shortest Home Game Time (9 innings): 2:01 (6/8/22 vs FRI)
Longest Road Game Time (9 innings): 3:34 (7/29/19 @ NWA)
Shortest Road Game Time (9 innings): 1:50 (8/21/22 @ MID)
Longest Game Time (7 innings): 2:36 (9/1/21 @ SA)
Shortest Game Time (7 innings): 1:29 (5/26/22 (2) @ ARK)
Longest Extra-Inning Game: 4:08 (4/22/22 vs. SA, 11)
Longest Game (Innings): 13 (6/30/23 vs TUL)
Longest Game Delay (Home): 3:15 (5/18/21 vs. MID)
Longest Game Delay (Road): 1:53 (5/19/23 @ FRI)
Highest Attendance (Home): 7,588 (7/3/23 vs. TUL)
Highest Attendance (Road): 10,366 (5/18/19 @ FRI)
Lowest Attendance (Home): 3,851 (6/1/22 vs. MID)
Lowest Attendance (Road): 1,906 (8/17/22 @ MID)
Largest Margin of Victory: 15 (19-4, 6/9/21 vs. CC)
Largest Margin of Defeat: 19 (21-2, 9/2/22 vs. FRI)

SOD POODLES TEAM

20 Runs, Game: 20, 9/11/21 vs. TUL
20 Hits, Game: 5x: Last: 20, 8/18/22 @ MID
10+ Runs, Inning: 2x: Last: 6/11/22 vs. FRI (11, 8th inning)
Back-to-back 15-hit games: 2x: Last: 4/22-4/23/22 vs. SA
Everyone in order gets a hit: 33x: Last: 7/3/23 (1) vs. TUL
Everyone in order gets multiple-hits: 5/8/22 vs. MID
Everyone in order scores a run: 7x: Last: 5/5/23 @ CC
Only player in order to get a hit: 4x: Last: Diaz, G1, 9/1/21 @ SA
15+ Strikeouts, Game (Batting): 18x: Last: 6/30/23 vs TUL (15)
Triple Play:
Winning Streak: 7 (6/6-13/23)
Losing Streak: 7 (7/30-8/6/22)

DATE	NO	TRANSACTION
4/7	1	INF Camden Duzenack reinstated from the Dev. List, transferred to AMA.
4/11	2	RHP Josh Green reinstated from the Dev. List, assigned to AMA.
4/11	3	RHP Jackson Goddard placed on the Dev. List.
4/12	4	LHP Joe Mantiply assigned to AMA on MLB Rehab Assignment.
4/14	5	INF Camden Duzenack transferred to RNO.
4/18	6	LHP Joe Mantiply recalled from MLB Rehab Assignment to ARI.
4/18	7	RHP Jackson Goddard reinstated from Dev. List, assigned to AMA.
4/20	8	OF Caleb Roberts placed on AMA IL.
4/21	9	RHP Raffi Vizcaino transferred from AMA to RNO.
4/21	10	INF Jonathan Guzman transferred to AMA from HIL.
4/21	11	LHP Hugh Fisher transferred to AMA from HIL.
4/22	12	RHP Michel Otanez placed on AMA IL.
4/25	13	RHP Byrce Jarvis transferred from AMA to RNO.
4/25	14	LHP Dillon Larsen transferred to AMA from HIL.
4/25	15	RHP Marcos Tineo transferred to AMA from HIL.
5/2	16	RHP Mitchell Stump transferred to AMA from RNO.
5/2	17	LHP Dillon Larsen transferred from AMA to HIL.
5/5	18	INF Tristin English transferred from AMA to RNO.
5/5	19	INF Kevin Vicuña signed by ARI, assigned to AMA.
5/7	20	INF Jonathan Guzman placed on AMA IL.
5/8	21	INF Jarrod Watkins transferred to AMA from HIL.
5/10	22	RHP Josh Green placed on AMA IL.
5/13	23	RHP Michel Otanez reinstated from AMA IL.
5/14	24	INF Neyfy Castillo placed on AMA IL.
5/16	25	OF Caleb Roberts reinstated from AMA IL.
5/16	26	RHP Endrys Briceno transferred to AMA from RNO.
5/16	27	RHP Marcos Tineo released.
5/19	28	INF Camden Duzenack reinstated from RNO IL, transferred to AMA.
5/19	29	LHP Hugh Fisher placed on Dev. List.
5/20	30	RHP Zach Davies assigned to AMA on MLB Rehab.
5/23	31	INF Neyfy Castillo reinstated from IL.
5/23	32	INF Seth Beer reinstated from Dev. List, transferred to AMA.
5/23	33	INF Kevin Vicuña placed on Dev. List.
5/23	34	INF Jarrod Watkins released.
5/25	35	RHP Endrys Briceno transferred from AMA to RNO.
5/25	36	RHP Conor Grammes transferred to AMA from HIL.
5/26	37	RHP Michel Otanez transferred from AMA to RNO.
5/26	38	LHP Hugh Fisher reinstated from Dev. List.
6/1	39	RHP Josh Green reinstated from IL.
6/1	40	LHP Hugh Fisher placed on Dev. List.
6/13	41	RHP Christian Montes De Oca placed on IL.
6/20	42	RHP Blake Workman released.
6/20	43	LHP Andrew Saalfank transferred from AMA to RNO.
6/20	44	RHP Michel Otanez transferred to AMA from RNO.
6/20	45	RHP Peter Solomon transferred to AMA from RNO.
6/21	46	INF Kevin Vicuña transferred from AMA to HIL.
6/24	47	RHP Jackson Goddard placed on AMA IL.
6/26	48	RHP Gerald Ogando transferred to AMA from HIL.
6/29	49	RHP Raffi Vizcaino reinstated from RNO IL, transferred to AMA.
6/29	50	RHP Christian Montes De Oca reinstated from IL.
6/29	51	LHP Jake Rice placed on Dev. List.
7/1	52	INF Kevin Vicuña transferred to AMA from HIL.
7/1	53	INF Deyvison De Los Santos placed on the Dev. List.
7/7	54	INF Julio Carrion transferred to AMA from VIS.
7/7	55	INF Ryan Bliss placed on Temp. Inactive List.
7/7	56	INF Jordan Lawlar placed on Temp. Inactive List.
7/9	57	RHP Deyni Olivero placed on Dev. List.
7/13	58	INF Jordan Lawlar reinstated from Temp. Inactive List.
7/13	59	C J.J. D'Orazio transferred to AMA from HIL.
7/13	60	LHP Yu-Min Lin transferred to AMA from HIL.
7/13	61	LHP Will Mabrey transferred to AMA from HIL.
7/13	62	INF Ivan Melendez transferred to AMA from HIL.

[illegible][illegible]

Game	Date	Opponent	W/L	Winning Pitcher	Losing Pitcher	Save	Record	Standing	Attendance	TOG
1	4/6	@ FRI	L, 12-4	Anderson, G (1-0)	Jarvis, B (0-1)	-	0-1	T-2nd (-1.0)	8,320	2:28
2	4/7	@ FRI	W, 3-1	Albright, L (1-0)	Krauth, N (0-1)	Backhus, K (1)	1-1	T-1st (+0.5)	8,655	2:16
3	4/8	@ FRI	W, 5-3	Rice, J (1-0)	Starr, N (0-1)	Vizcaino, R (1)	2-1	T-1st (+1.0)	9,030	2:57
4/9-10		OFF								
4	4/11	CC	L, 5-4	Melendez, J (1-0)	Patrick, C (0-1)	Macuare, A (1)	2-2	T-2nd (-1.0)	5,452	2:26
5	4/12	CC	W, 13-10	Mantiply, J (1-0)	Robaina, J (0-1)	-	3-2	T-1st (+1.0)	4,093	3:16
6	4/13	CC	W, 5-2	Jarvis, B (1-1)	Cobos, F (0-1)	Montes De Oca, C (1)	4-2	1st (+1.0)	4,547	2:39
7	4/14	CC	L, 13-10	Sprinkle, J (1-0)	Albright, L (1-1)	-	4-3	T-1st (+1.0)	6,417	2:54
8	4/15	CC	W, 5-3	Mantiply, J (2-0)	Gordon, C (0-2)	Backhus, K (2)	5-3	1st (+1.0)	6,146	2:28
9	4/16	CC	L, 11-5	Melendez, J (2-0)	Patrick, C (0-2)	-	5-4	T-1st (+1.0)	5,187	2:54
4/17		OFF								
10	4/18	@ NWA	L, 16-6	Del Rosario, Y (1-0)	Olivero, D (0-1)	-	5-5	T-1st (+1.0)	2,399	2:40
11	4/19	@ NWA	W, 5-0	Jarvis, B (2-1)	Veneziano, A (1-1)	-	6-5	T-1st (+1.0)	2,792	2:29
12	4/20	@ NWA	W, 3-2 (10)	Otanez, M (1-0)	Biasi, D (1-1)	Rice, J (1)	7-5	1st (+0.5)	3,751	3:08
13	4/21	@ NWA	L, 5-0	Hoffmann, A (2-1)	Hill, J (0-1)	-	7-6	T-1st (+1.0)	4,690	2:26
14	4/22	@ NWA	L, 5-0	Marsh, A (1-0)	Patrick, C (0-3)	-	7-7	T-1st (+3.0)	4,856	2:14
15	4/23	@ NWA	W, 6-2	Saalfrank, A (1-0)	Way, B (0-2)	-	8-7	T-1st (+0.5)	4,640	2:48
4/24		OFF								
16	4/25	FRI	W, 9-7	Rice, J (2-0)	Starr, N (1-2)	Backhus, K (3)	9-7	T-1st (+1.0)	3,231	2:34
17	4/26	FRI	W, 12-11 (10)	Workman, B (1-0)	Church, M (0-1)	-	10-7	1st (+1.0)	3,275	3:24
18	4/27	FRI	L, 5-1	Roby, T (1-2)	Bain, J (0-1)	-	10-8	1st (+0.5)	6,239	2:38
19	4/28	FRI	L, 12-6	Speas, A (1-0)	Patrick, C (0-4)	-	10-9	2nd (-0.5)	4,393	2:55
20	4/29	FRI	W, 11-4	Olivero, D (1-1)	Leiter, J (0-2)	-	11-9	1st (+0.5)	5,928	2:38
21	4/30	FRI	L, 12-7	Church, M (1-1)	Tineo, M (0-1)	-	11-10	T-1st (+0.5)	5,125	2:53
5/1		OFF								
22	5/2	@ CC	L, 3-1	Robaina, J (1-2)	Fisher, H (0-1)	-	11-11	T-2nd (-1.0)	2,774	2:05
23	5/3	@ CC	W, 3-0	Pope, A (1-0)	Kouba, R (1-1)	Backhus, K (4)	12-11	T-1st (+1.5)	2,401	2:15
24	5/4	@ CC	L, 6-1	Gordon, C (2-2)	Patrcik, C (0-5)	-	12-12	T-2nd (-1.0)	3,678	2:11
25	5/5	@ CC	W, 12-8	Goddard, J (1-0)	Plumlee, P (0-1)	-	13-12	T-1st (+2.5)	4,651	3:13
26	5/6	@ CC	L, 12-7	VanWey, L (1-0)	Tineo, M (0-2)	-	13-13	T-2nd (-1.0)	4,327	2:49
27	5/7	@ CC	L, 5-4	Arrighetti, S (2-2)	Albright, L (1-2)	McDonald, C (1)	13-14	T-2nd (-2.0)	4,726	2:28
5/8		OFF								
28	5/9	MID	L, 11-9	Supak, T (2-0)	Hill, J (0-2)	-	13-15	2nd (-3.0)	6,284	2:47
29	5/10	MID	W, 6-3	Saalfrank, A (2-0)	Salinas, R (1-2)	-	14-15	2nd (-2.0)	4,495	2:20
30	5/11	MID	L, 16-6	Pérez, F (1-0)	Olivero, D (1-2)	-	14-16	2nd (-3.0)	5,363	2:56
31	5/12	MID	L, 6-1	Cushing J (1-0)	Tineo, M (0-3)	-	14-17	3rd (-4.0)	7,165	2:27
	5/13	MID	PPD							
32	5/14(1)	MID	W, 10-1	Albright, L (2-2)	Ginn, J (0-2)	-	15-17	-	0	1:40
33	5/14(2)	MID	L, 13-1	Tomioka, S (1-0)	Hill, J (0-3)	-	15-18	3rd (-4.0)	4,621	2:32
5/15		OFF								
34	5/16	@ FRI	L, 3-2	Church, M (2-2)	Goddard, J (1-1)	Starr, N (1)	15-19	3rd (-4.0)	10,019	2:30
35	5/17	@ FRI	L, 10-4	Leiter, J (2-2)	Olivero, D (1-3)	-	15-20	T-4th (-4.0)	2,890	2:27
36	5/18	@ FRI	L, 7-1	Garcia, R (1-3)	Bain, J (0-2)	-	15-21	5th (-4.0)	3,480	2:13
37	5/19	@ FRI	W, 2-1	Albright, L (3-2)	White, O (1-1)	Rice, J (2)	16-21	T-4th (-4.0)	5,943	2:24 (1:53)
38	5/20	@ FRI	L, 8-7 (10)	Kelly, A (2-0)	Stumpo, M (0-1)	-	16-22	T-4th (-5.0)	7,070	3:26
39	5/21	@ FRI	W, 3-1	Patrick, C (1-5)	Church, M (2-3)	Montes De Oca, C (2)	17-22	T-4th (-5.0)	6,306	2:32
5/22		OFF								
40	5/23	@ SA	L, 14-4	Bachar, L (2-0)	Olivero, D (1-4)	-	17-23	5th (-5.0)	5,054	2:48
41	5/24	@ SA	L, 4-3	Hernandez, N (3-1)	Montes De Oca, C (0-1)	-	17-24	5th (-5.0)	4,990	2:35
42	5/25	@ SA	L, 5-4	Kopps, K (3-0)	Otanez, M (1-1)	Jacob, A (1)	17-25	5th (-6.0)	3,549	2:35
43	5/26	@ SA	L, 8-2	Wolf, J (3-5)	Hill, J (0-4)	-	17-26	5th (-7.0)	4,124	2:57
44	5/27	@ SA	W, 1-0	Patrick, C (2-5)	Snider, D (0-3)	Saalfrank, A (1)	18-26	5th (-6.0)	4,828	2:30
45	5/28	@ SA	W, 9-3	Grammes, C (1-0)	Henry, H (1-2)	-	19-26	5th (-5.0)	3,530	2:46
5/29		OFF								
46	5/30	SPR	W, 7-1	Bain, J (1-2)	Gragg, L (0-3)	-	20-26	5th (-4.0)	4,179	2:11
47	5/31	SPR	W, 13-8	Stumpo, M (1-1)	Sawyer, L (1-2)	-	21-26	4th (-4.0)	4,177	3:03
48	6/1	SPR	W, 3-2	Grammes, C (2-0)	Pereira, W (3-3)	-	22-26	4th (-4.0)	4,690	1:54
49	6/2	SPR	PPD							
49	6/3 (1)	SPR	L, 5-4 (8)	Roycroft, C (1-0)	Backhus, K (0-1)	Granillo, A (2)	22-27	4th (-3.5)	-	2:26
50	6/3 (2)	SPR	W, 6-1 (7)	Olivero, D (2-4)	Hernandez, K (5-2)	-	23-27	4th (-4.0)	6,502	1:39
51	6/4	SPR	L, 6-5	Sawyer, L (2-2)	Grammes, C (2-1)	-	23-28	4th (-4.0)	5,636	2:44

GAME	DATE	OPPONENT	W/L	WINNING PITCHER	LOSING PITCHER	SAVE	RECORD	STANDING	ATTENDANCE	TOG
52	6/6	@ MID	W, 8-4	Albright, L (4-2)	Estes, J (3-4)	--	24-28	4th (-4.0)	3,738	2:33
53	6/7	@ MID	W, 4-0	Green, J (1-0)	Cusick, R (3-3)	--	25-28	3rd (-4.0)	3,042	2:35
54	6/8	@ MID	W, 12-3	Patrick, C (3-5)	Leal, D (2-2)	--	26-28	T-2nd (-3.0)	3,711	2:29
55	6/9	@ MID	W, 7-5	Olivero, D (3-4)	Howard, B (2-3)	Backhus, K (5)	27-28	T-2nd (-3.0)	6,290	2:19
56	6/10	@ MID	W, 13-10	Saalfrank, A (3-0)	Kubo, T (0-1)	Green, J (1)	28-28	2nd (-3.0)	5,032	2:46
57	6/11	@ MID	W, 4-1	Albright, L (5-2)	Estes, J (3-5)	Backhus, K (6)	29-28	2nd (-2.0)	2,190	2:23
	6/12	OFF								
58	6/13	SA	W, 10-2	Hill, J (1-4)	Wolf, J (5-6)	--	30-28	2nd (-1.0)	5,109	2:50
59	6/14	SA	L, 5-2	Quezada, J (1-1)	Patrick, C (3-6)	--	30-29	2nd (-2.0)	4,996	2:34
60	6/15	SA	L, 11-9	Blanchard, J (1-0)	Backhus, K (0-2)	Jacob, A (4)	30-30	2nd (-3.0)	5,703	3:36
61	6/16	SA	L, 12-9	Leasher, A (1-0)	Bain, J (1-3)	Malacki, B (1)	30-31	T-2nd (-4.0)	6,838	2:40
62	6/17	SA	W, 9-7	Saalfrank, A (4-0)	Gonzalez, B (0-1)	Green, J (2)	31-31	2nd (-3.0)	7,258	2:42
63	6/18	SA	L, 11-4	Wolf, J (6-6)	Goddard, J (1-2)	--	31-32	2nd (-4.0)	6,352	2:38
	6/19	OFF								
64	6/20	@ CC	L, 12-6	Brown, T (1-1)	Olivero, D (3-5)	--	31-33	T-2nd (-4.0)	3,351	3:03
65	6/21	@ CC	L, 5-4	Robaina, J (6-4)	Patrick, C (3-7)	McDonald, C (4)	31-34	3rd (-5.0)	3,587	2:28
66	6/22	@ CC	W, 7-5	Backhus, K (1-2)	Gaither, R (0-1)	--	32-34	T-2nd (-4.0)	4,084	2:55
67	6/23	@ CC	L, 10-9	Brown, T (2-1)	Stumpo, M (1-2)	--	32-35	3rd (-5.0)	4,612	2:57
68	6/24	@ CC	W, 5-3	Hill, J (2-4)	Chaidez, A (1-4)	--	33-35	T-2nd (-4.0)	6,008	2:35
69	6/25	@ CC	W, 6-3	Olivero, D (4-5)	Kouba, R (4-3)	--	34-35	2nd (-3.0)	5,991	2:18
END OF 1ST HALF										
70	6/28	TUL	W, 6-4	Backhus, K (2-2)	Dodson, T (4-5)	--	35-35, 1-0	T-1st (+1.0)	4,723	2:25
71	6/29	TUL	W, 12-7	Pope, A (2-0)	Frasso, N (1-3)	Green, J (3)	36-35, 2-0	T-1st (+1.0)	5,419	2:57
72	6/30	TUL	L, 7-6 (13)	Fisher, B (5-1)	Grammes, C (2-2)	--	36-36, 2-1	T-2nd (-1.0)	6,731	3:42
73	7/1	TUL	W, 12-10	Backhus, K (3-2)	Acosa, A (0-3)	--	37-36, 3-1	T-2nd (-1.0)	6,860	3:28
74	7/2	TUL	PSTP							
74	7/3 (1)	TUL	W, 15-7	Olivero, D (5-5)	Casparius, B (0-3)	--	38-36, 4-1			1:54
75	7/3 (2)	TUL	W, 10-9	Montes De Oca, C (1-1)	Sublette, R (1-3)	Green, J (4)	39-36, 5-1	T-1st (+2.0)	7,588	2:26
76	7/4	@ SPR	L, 9-8	Martinez, J (2-1)	Backhus, K (3-3)	Sawyer, L (6)	39-37, 5-2	T-1st (+1.0)	6,423	3:05
77	7/5	@ SPR	L, 5-4	Sawyer, L (3-2)	Vizcaino (0-1)	--	39,38, 5-3	2nd (-1.0)	2,203	2:33
78	7/6	@ SPR	L, 5-3	Pope, B (1-1)	Montes De Oca, C (1-2)	Granillo, A (8)	39-39, 5-4	2nd (-1.5)	3,358	2:26
79	7/7	@ SPR	PSTP							
79	7/8 (1)	@ SPR	W, 4-3	Hill, J (3-4)	Pereira, W (5-5)	Pope, A (1)	40-39, 6-4		--	2:07
80	7/8 (2)	@ SPR	W, 7-6	Backhus, K (4-3)	Pope, B (1-2)	Green, J (5)	41-39, 7-4	2nd (-1.0)	4,200	2:16
81	7/9	@ SPR	W, 9-6	Ogando, G (1-0)	Komar, B (1-5)	Vizcaino, R (2)	42-39, 8-4	T-1st (+2.0)	2,517	2:56
	7/10-13	OFF								
ALL-STAR BREAK										
82	7/14	FRI	L, 8-3	Wolfram, G (5-0)	Albright, L (5-3)	--	42-40, 8-5	2nd (-1.0)	7,015	2:37
83	7/15	FRI	W, 11-4	Hill, J (4-4)	Krauth, N (2-6)	--	43-40, 9-5	T-1st (+2.0)	6,871	2:33
84	7/16	FRI	W, 8-0	Lin, Y (1-0)	Bremer, N (0-1)	--	44-40, 10-5	T-1st (+3.0)	6,036	2:24
	7/17	OFF								
85	7/18	WCH	W, 10-7	Otanez, M (2-1)	Luna, C (1-6)	Mabrey, W (1)	45-40, 11-5	1st (+1.0)	4,394	2:23
86	7/19	WCH	W, 7-5	Grammes, C (3-2)	Floyd, T (2-2)	Backhus, K (7)	46-40, 12-5	1st (+2.0)	3,885	2:50
87	7/20	WCH	L, 4-1	Bentley, D (2-1)	Albright, L (5-4)	--	46-41, 12-6	1st (+2.0)	5,584	2:47
88	7/21	WCH	W, 3-2	Hill, J (5-4)	Raya, M (0-1)	Ogando, G (1)	47-41, 13-6	1st (+3.0)	7,120	2:08
89	7/22	WCH	W, 8-2	Lin, Y (2-0)	Adams, T (2-7)	--	48-41, 14-6	1st (+3.0)	6,538	2:24
90	7/23	WCH	L, 12-6	Mattson, I (1-1)	Ogando, G (1-1)	--	48-42, 14-7	1st (+2.0)	5,174	2:49
	7/24	OFF								
91	7/25	@ MID								
92	7/26	@ MID								
93	7/27	@ MID								
94	7/28	@ MID								
95	7/29	@ MID								
96	7/30	@ MID								
	7/31	OFF								
97	8/1	CC								
98	8/2	CC								
99	8/3	CC								
100	8/4	CC								
101	8/5	CC								
102	8/6	CC								
	8/7	OFF								