

2024

ALTOONA CURVE MEDIA & INFORMATION GUIDE

On August 26, 2023, a record-setting crowd of 10,164 packed PNG Field to watch the Double-A debut of 2023 No. 1 overall pick Paul Skenes



Double-A
Affiliate



CURVE GEAR

TEAM STORE AND AUTHENTIC APPAREL



THE STOCKYARD TEAM STORE IS OPEN 24/7/365 AT
ALTOONACURVE.COM

ORGANIZATION 2-18

Team History	2-11
Timeline	12
Ownership - Diamond Baseball Holdings.....	13
Front Office	14-15
Uniforms	16-17
Curve Logo History.....	18



2024 ALTOONA CURVE 19-69

Manager Robby Hammock	20
Coaches.....	21-23
Players	24-69

HISTORY/RECORDS 70-134

Year-By-Year Results	71
Yearly Leaders	72-73
Single-Season Records.....	74-76
Single-Game Records	77-78
Career Records	78
Top Single-Season/Career Highs.....	79-80
Walk-off Victories at PNG Field	81-82
Extra-Inning Games.....	83
Top Single-Game Performances.....	84
Home Run History	85-86
Curve Players in the Major Leagues.....	87-90
All-Time Roster (Alphabetical).....	91-94
All-Time Roster (Numerical)	95-100
Adam Hyzdu	101
Postseason History	102-106
Opening Day Stats & Information.....	107-108
Home Openers & July 4.....	109
Team Awards.....	110
Year-By-Year Complete Stats.....	111-134

EASTERN LEAGUE 135-150

League Info/Map/Mileage Chart.....	136
2023 Eastern League Recap.....	137
Eastern League & MiLB Awards.....	138
Curve All-Stars	139
2024 Curve Opponents.....	140-150

PIRATES ORGANIZATION 151-156

Pirates Directory.....	152
Pirates MiLB Affiliates.....	153
Prospect Rankings	154
2023 Pirates Organization Leaders.....	155
2023 Pirates Draft Class.....	156

GENERAL INFORMATION 157-166

Curve Attendance	158-159
Peoples Natural Gas Field.....	160
Curve Ticket Information.....	161
PNG Field Dimensions & Workout Schedule	161
Directions.....	162
Media Policies and Information	163
2024 Broadcast Information.....	164-165
2024 Schedule.....	166

MISC. INFO BOXES (ALPHABETICAL)

15-Home Run Seasons.....	31	EL Championships (since 1999)	103	No. 1 Pirates Prospects	154
100-Strikeout Seasons.....	53	EL Postseason Appearances.....	106	Pirates' Longest Affiliations	137
Affiliation Station	79	First-Round Draft Picks	80	Pirates' MiLB Players of the Year ..	155
All-Star Selections by Year	139	Futures Game Participants	155	Pirates' MLB Rehab Assignments	89
Big Country's Big Month.....	18	Going, Going, Gone	85	Pirates' Retired Numbers.....	95
Curve .300 Hitters	77	It Keeps Going & Going.....	83	Pittsburgh MiLB Championships	23
Curve 10-Game Winners	73	Longest Curve Hit Streaks	16	Tallest Curve Players.....	100
Curve Around the Globe	98	MLB All-Star Alumni	159	The Legend of Hyzdu.....	101
Curve Playoffs vs. EL.....	105	MLB Before Altoona	90	Triple Play Baseball	100
Curve Record on Holidays.....	109	MLB Debuts by Team/Season.....	87	Uni-Cycle.....	22
Crazy 8s	83	Most Single-Season Saves.....	51	What's in a Name?.....	14
Eastern League Champions List...	135	National Television	165	Youngest Curve Players	82

The 2024 Altoona Curve Media & Information Guide is a publication of the Altoona Curve Communications Department. All information is current as of March 26, 2024. This publication was researched and written by Jon Mozes and Preston Shoemaker of the Altoona Curve Communications Department. Layout, design and editing by Jon Mozes, Preston Shoemaker, Garrett Mansfield, Trey Wilson and Mike Passanisi. Previous research by Rob Egan, Jason Dambach, Dan Zangrilli, Mike Passanisi, Josh Ellis, Tyler Maun, Nathan Bowen, Mike Baggerman, Fletcher Keel, Max Gun, Michael Marcantonini and Preston Shoemaker.

Photos used in this publication provided by the Altoona Mirror, Gary Baranec, Pittsburgh Pirates' Team photographer Harrison Barden, Altoona Curve team photographers: Jason Sipes, Teri Enciso, Scott Myers, Rob Lynn, Jeremy Boland/Moments Photography, Mark Olson, Sean McCool, Garrett Mansfield, Trey Wilson, Bradenton Marauders, Greensboro Grasshoppers, West Virginia Black Bears and Bristol Pirates. Additional photos provided by Joshua Tjong, Carl Kline, Brian Westerholt, Mark LoMoglio, Buck Davidson, Dano Keeney, Jak Kerley, Brian McLeod, Tom Hagerty, Scott Patterson, Tracy Proffitt, Rick Nelson, Kevin Pataky, Andy Grosh, Jesse Piecuch, Kenn Inness and Chris Baird of Minor League Baseball/MiLB.com. Statistical information provided in part by Major League Baseball Advanced Media (MLBAM), 75 Ninth Avenue, 5th Floor, New York, NY 10011.

Printed by theprinters.com, 3500 East College Avenue, Suite 1000, State College, PA, 16801. Phone: 814-237-7600. Find more information at theprinters.com.

Special thanks to Michael Chernow and the Pirates Baseball Operations Department for their assistance.

Further information on the 2024 Altoona Curve is available through the Curve Communications Department by calling 814-283-3180 or by visiting altoonacurve.com.

© 2024 DBH Altoona, LLC

ORGANIZATION

1979-1995

The dream of one native son that began decades ago has not only become a reality, but is about to enter its 22nd season in 2021. The story of the Altoona Curve begins in 1979. Area native Bob Lozinak, a successful McDonald's franchisee, knew his hometown was a baseball haven and always dreamed of what it would be like to have a professional sports team in his hometown. He had a chance to make a dream of many come to fruition, so as the 1970s were about to come to a close, a series of meetings and preliminary discussions took place to put the plan into motion. However, there was enough opposition that thwarted the idea as an initial fear from natives was that a professional team would hurt the successful youth teams in the region. Professional baseball, for the time being, was put on the back burner.

In the meantime, that same year, Bob and his family went across the country and bought what became one of the most successful franchises in the entire country - the Albuquerque Dukes (AAA - Dodgers)

Fast-forward 16 years.

Like many other decisions in baseball, the latest round of major league expansion had a domino effect on the minor leagues. In 1995, Arizona and Tampa Bay were awarded major league franchises to play their inaugural season in 1998. To keep pace, baseball's rookie level added two teams in 1996. The following year, Class 'A' and Class 'AAA' each increased by two teams.

That left only Class 'AA' in need of expansion to match the number of teams in the big leagues. In 1997, the National Association of Professional Baseball Leagues decided the Eastern League would receive the two new franchises to start play in 1999. Erie was an easy first choice of the NAPBL's expansion committee. After all, the SeaWolves had established short-season attendance records in the new Jerry Uht Park as part of the New York-Penn League from 1995-98. The awarding of the second franchise wasn't easy. For months, it seemed Springfield, Mass. would land the team. However, an inability to finalize land and stadium finance deals left the NAPBL looking for another option. Enter Altoona. City native Bob Lozinak and a group of Pennsylvania lawmakers put together an 11th-hour stadium financing package and site plan. The proposal was presented to the expansion committee at an October 5, 1997 meeting in Las Vegas. It received unanimous approval and Double-A baseball was on its way to Altoona.

1996-1998

Ballpark groundbreaking ceremonies took place on March 7, 1998 and the franchise was officially awarded the following month. In June of that year, the team selected "Curve" as its nickname. The combination railroad/baseball moniker beat out several choices like "Lake Monsters," "Ridge Runners" and, believe it or not, "Fish"!

The next step for the Curve was affiliating with a major league team. Erie seemed to have an inside track on becoming the Pirates' new Double-A club, as the SeaWolves had served as Pittsburgh's short-season club from 1995-98. However, after a series of meetings with potential major league parent clubs, the Curve landed the coveted affiliation with the Pirates. The September 1998 announcement took the franchise to another level as the U.S. Route 22 pairing seemed an ideal fit. Central Pennsylvania fans, with their strong Pirates' roots, could now cheer for the Buccs' top prospects on their way to Pittsburgh.

The long-awaited first game in Curve history took place on April 9, 1999 in Reading, Pa. The game against the Phillies' affiliate was suspended by rain and completed the next day as part of a doubleheader. For the record, the Curve lost their first contest, 6-2, but recorded their first win hours later with a 6-4 decision in game two.

1999

Finally, the Curve christened Blair County Ballpark on April 15 with a triumph over the Bowie Baysox. A crowd of 6,171 attended the history-making contest despite cold, rainy weather and nearly a one-hour delay. The 1999 Curve went 67-73 on the field and finished last in the Eastern League's Southern Division. Pitcher Bronson Arroyo won 15 games, tied for the most in the league and still the most in a single season for a Curve pitcher. Outfielder Adam Hyzdu cemented himself as the Curve's first star, hitting .316 with 24 home runs. Third baseman Kevin Haverbusch was the Curve's lone representative at the Double-A All-Star Game in Mobile, Ala.

On July 5, 1999, catcher Yamid Haad became the first Curve alum to reach the Majors, debuting with the Pittsburgh Pirates.


323,932 fans flocked to Blair County Ballpark during the inaugural season.



The future site of Blair County Ballpark with nearby Lakemont Park in the distance



Groundbreaking ceremonies on March 7, 1998



Curve owner Bob Lozinak sports his Pirates jacket at the press conference announcing what has become one of the longest and most successful affiliations between a minor league franchise and a parent club (Sept. 15, 1998)



Curve players and coaches are introduced before the franchise's first game at Reading on April 9, 1999



The Curve defeated the Bowie Baysox, 6-1, in the first game played at Blair County Ballpark on April 15, 1999



Blair County Ballpark ribbon cutting, April 15, 1999



Vice President Dick Cheney addresses the crowd on his visit to BCB on July 4, 2004



The Curve hosted the 2006 Eastern League All-Star Game at BCB in front of a then-stadium record 9,308 fans

In the fall of 2006, the franchise won two prestigious awards, most notably the John H. Johnson President's Trophy, which is given annually to Minor League Baseball's top club on the basis of long-time franchise stability, contributions to and promotion of the baseball industry and the financial success of the team. Also, the Curve were honored by Baseball America as the 2006 winner of the Double-A Bob Freitas Award.

On the field, the 2006 Curve posted a 75-64 record under first-year manager Tim Leiper and reached the Eastern League postseason

In 2000, the Curve posted a 74-68 record, their first winning season, and saw 333,968 fans at Blair County Ballpark. Adam Hyzdu returned for a second season with the Curve, hitting 31 homers and driving in 106 runs, both still good for single-season franchise records. Following the final game of the season on September 4, 2000, the Curve retired Hyzdu's number 16. Hyzdu is still tied for the most homers in a Curve career with 55, and he is the only player in team history to play 142 games in a season.

In 2001, Dale Sveum became the second manager in the team's history. Attendance continued to climb, with 348,316 fans attending games at Blair County Ballpark. The team finished the year 63-79.

After three remarkable seasons, the Lozinak family sold the franchise to a group headed by Pittsburgh attorney Chuck Greenberg on April 2, 2002. Among the limited partners in Greenberg's collective: Pittsburgh Penguins' owner, star center and NHL Hall of Famer Mario Lemieux; Pittsburgh Steelers' all-pro running back Jerome Bettis; Altoona-based businessmen Steve Sheetz and Don Devorris. Todd Parnell was tabbed as the team's new General Manager.

On August 5, 2002 the Curve announced a new four-year affiliation agreement with Pittsburgh, securing one of baseball's strongest affiliations through 2006. Despite the ownership change, the Curve franchise enjoyed its most successful season to that point, drawing 363,871 fans to Blair County Ballpark.

Between the 2002 and 2003 seasons, Blair County Ballpark underwent its first major capital expansion project, as a new third-base Picnic Area, left-field Party Deck and outfield reserved seating section were constructed. The additions of the new areas brought the seating capacity of the ballpark to just over 7,200 and created enough room to hold nearly 10,000 fans on any night.

During the 2003 season, the Curve, led by third-year manager Dale Sveum, took the franchise to new heights on the field, posting a 78-63 regular season record and securing the club's first-ever Eastern League postseason berth. The Curve lost to the eventual E.L. Champion Akron Aeros three-games-to-one in the first round of the playoffs. The playoff run helped fuel yet another franchise attendance record as 365,376 fans came through the gates at BCB.

In 2004, the Curve, managed by Tony Beasley, finished with a league-best 85-56 record and not only returned to the playoffs, but took the next step and advanced to the Eastern League Championship Series for the first time in club history before losing to the New Hampshire Fisher Cats.

The '04 season also turned out to be a banner year at the gates as the Curve added a fifth consecutive franchise attendance record after drawing 394,062 fans to Blair County Ballpark. Among those fans who attended Curve home games in 2004 was Vice President Dick Cheney, who attended the club's Fourth of July game against Harrisburg. Following the season, Curve General Manager Todd Parnell was honored as the Eastern League Executive of the Year, while the franchise was presented the prestigious Larry MacPhail Trophy symbolizing the top promotional effort, both on and off the field, in all of baseball.

The 2005 edition of the Curve reached postseason play in dramatic fashion, sweeping a four-game road series from Bowie during the final weekend of the season to reach the playoffs for a third consecutive season. Despite losing in the first round of the playoffs, the Curve won big earlier in the season when the franchise was named the host of the 2006 E.L. All-Star Game.

Altoona would have a banner year in 2006. The highlight of the season, and arguably the top moment in the first eight seasons of Curve baseball, came on July 12th when Altoona played host to the 2006 Eastern League All-Star Game. A then Blair County Ballpark-record crowd of 9,308 were on hand to witness Curve All-Star Brett Roneberg take home MVP honors in a 5-3 win for the Southern Division All-Stars.



2007

for the fourth straight season, ultimately losing in a back-and-forth Divisional Series to the Akron Aeros.

The 2007 season proved to be a year in which the Curve continued their winning ways, as the club marched on to its sixth consecutive winning season. That season, plenty of the Pirates' top prospects passed through Blair County Ballpark. In addition to third-baseman Neil Walker and outfielder Andrew McCutchen, first basemen Steve Pearce enjoyed one of the finest seasons in club history en route to being named the 2007 Topps Minor League Player of the Year.

In 2008, the Curve celebrated their storybook 10th anniversary season by welcoming back plenty of former stars, including Adam Hyzdu and Josh Bonifay, among many others. The Curve also unveiled their 10th Anniversary All-Time team.

On June 17, Jimmy Carter, the 39th President of the United States, and his wife, Rosalynn, attended the Curve versus Reading game while on a fishing trip in nearby Huntingdon. Carter sported a black Curve jersey and watched the game with friends and family members in luxury suite 410.

As for the team, though, the Curve underachieved as they suffered their first losing season since 2001, finishing with a mark of 65-77 and a fifth place finish in the Eastern League's Southern Division.

However, 2008 will be remembered not for what happened during the season, but rather what happened following the season. On Dec. 1, 2008, President and Managing Partner, Chuck Greenberg announced that his group was selling the Curve back to original owner and visionary, Bob Lozinak. Greenberg announced that he was forming a sports consultation service and that many members of the Curve upper management would join his endeavor, including General Manager Todd Parnell.

Shortly after the announcement of the sale, it was made public that David Lozinak would be appointed as the team's Chief Operating Officer, overseeing the day-to-day functions of the ball club.

The final block to the organization's new foundation was laid on December 5, 2008 when the Lozinak Family announced that they would bring back an old friend to steer the Curve into the future -- Rob Egan. Egan was the original play-by-play broadcaster for the team from 1999-2004. He left baseball for four years, but returned to the minors to become just the fourth General Manager in the club's 11-year history.

On December 30, 2008, Minor League Baseball approved the sale of the Curve from Greenberg's group back to Lozinak and the second chapter of the Lozinak era officially began.

The 2009 season saw the Altoona Curve stumble under first-year manager Matt Walbeck as the team got off to a franchise worst 0-8 start and was never able to recover, finishing the year 62-80. However, the team did see one of the most prospect-laden lineups ever assembled in team history. As Pirates General Manager Neal Huntington traded away many valuable players at the major league level, an influx of talent came back in return. However, no one expected the fanfare that Pirates' 2008 top draft pick and top-rated prospect Pedro Alvarez would get when it was learned the New York native was being promoted from Lynchburg (A) on June 23. A throng of media attention ensued, and Alvarez lived up to all his hype.

The third baseman hit .333 with 13 home runs and 40 RBI in just 60 games with the Curve. He was named the 2009 Curve M.V.P. not only for those staggering numbers, but primarily for the impact he had in the team's overall success. In games in which Alvarez played, the Curve were 34-26 (.567) while going just 26-51 (.338) in games when Alvarez did not play.

An outstanding partnership with the Pittsburgh Pirates became even stronger during the 2009 season when, on May 23, the Curve and Pirates signed a four-year extension to their Player Development Agreement, which extended through the 2014 season.

With a solid affiliation under their belt, the Curve embarked on what was their most magical season on the field in Altoona in 2010. From the outset, the 2010 Curve had the swagger and winning attitude that would carry the club to its

second division title and its first-ever Eastern League Championship.

The cast of the 2010 club pretty much came as a cohesive unit from High-A Lynchburg, where they won the Mills Cup (Carolina League championship) in 2009. On Opening Day 2010, Altoona was greeted by a prospect-laden roster that included four of the Pirates Top-10 prospects according to Baseball America and eight of the Top-30 overall prospects. It was also a roster that had veteran talent, and it proved to be the perfect mix to get Altoona off to a nearly perfect start as the club started the season 7-1, a drastic turnaround after starting 2009, 0-8.

Included in those first eight games was one day where everything seemed to fall into place for a memorable afternoon at BCB. After the first three games of the season were played under dreary cold conditions, mother nature opened the skies for a perfect



Future National League Most Valuable Player Andrew McCutchen played for the Curve in 2006 and 2007



Former President Jimmy Carter attended a Curve game at BCB on June 17, 2008



Bob Lozinak (right) purchased the Curve back from Chuck Greenberg's group in December 2008



Top prospect Pedro Alvarez was named the Curve's Most Valuable Player in 2009

2008

2009

2010



Stephen Strasburg brought the sports world's eyes to Altoona on April 11, 2010 when he made his professional debut

67-degree day on April 11th when the national spotlight turned to Altoona for the first professional start of Harrisburg Senators phenom Stephen Strasburg. More than 70 media members from around the country and upwards of 7,800 people came to watch the professional debut of the heralded Strasburg on the picture-perfect day in Curve, Pa. The game was also carried live on ESPN360.com and had parts of it aired on ESPNNews.

It was the first of two national exposure days for Blair County Ballpark and the city of Altoona during 2010 as Andy Pettitte later started against Altoona in the first game of the Eastern League Championship series. Pettitte's start brought MLB Network and some of the New York spotlight to BCB as Pettitte's Thunder met the Curve for the first time in a playoff series.

All told, Altoona finished the regular season 82-60 to win its second division title and first since 2004. The 82 wins were second most in franchise history behind the 2004 club's 85 victories under manager Tony Beasley. After dispatching of Harrisburg three games to one in the divisional round, the Curve forged on to the ELCS to meet Trenton.



The Curve defeated the Trenton Thunder, three-games-to-one, to win their first-ever Eastern League championship in 2010

Pettitte's Thunder did take Game One but Altoona once again sprung back to take the final three games of the series. Curve closer Daniel Moskos was able to get the final out via the strikeout at Waterfront Park in Trenton on September 18th to bring the first-ever E.L. Championship to Altoona.

A few short months after the first-ever E.L. title was won, the Curve as a franchise took another step forward by unveiling the team's new logo set, which paid homage to the railroad engineers that helped put Altoona on the map.

Armed with a fresh new look for 2011, the Curve were also given a makeover in the coaching staff assignments as P.J. Forbes became the sixth manager in Altoona Curve history. Forbes, who had piloted the Reading Phillies of the Eastern League for three seasons from 2006-08, was coming off of back-to-back playoff appearances with High-A Lynchburg and High-A Bradenton in 2009 and 2010 (he led the '09 Hillcats to a Mills Cup title) before joining Altoona.



Starling Marte became the first Curve player to win the Eastern League Rookie of the Year Award in 2011

The 2011 Curve didn't get off to as fast of a start as the 2010 championship-winning club but did come out and compete on a nightly basis. A strange streak occurred during the season's first month as Altoona went on an unprecedented streak of 19-straight games of alternating wins and losses. The streak ran from April 10th through May 1st and was snapped on May 2nd, when Altoona won its second-straight game.

Despite the streak and an eventual 64-77 finish to the season, many positive things happened on the field in 2011 and they began with center fielder Starling Marte. Marte, a native of Santo Domingo, D.R., was on the Curve roster from the get-go in 2011 and never ceased to impress. The 22-year-old proceeded to tear through the Eastern League en route to an Eastern League batting title and Eastern League Rookie of the Year honors. It was the first time in franchise history that a member of the Curve had won the Rookie of the Year award and it was also the first time that an active Curve player won the batting title (Jeff Keppinger won it in 2004 but spent the final months of the season as a Binghamton Met).

The speedy outfielder also set a few Curve single-season records along the way in 2011, posting franchise bests in outfield assists (18) and hits (178). In addition to his other accolades, Marte was both a mid-season and post-season E.L. All-Star, an XM Futures Game Selection, Eastern League August Player of the Month and a Topps Double-A All-Star.

Season 13 in Curve, Pa. also saw nine different former Curve players make their Major League debuts. Many of the nine played for the 2010 Eastern League Championship club (Mike Crotta, Daniel Moskos, Josh Harrison, Tony Watson, Chase d'Arnaud, Jared Hughes and Jeff Locke) while some were first-year Curve players that cracked the Pirates' 25-man roster (Eric Fryer and Aaron Thompson).

Off the field, the Curve received much national notoriety for the first-ever, on-field reversible cap, which was introduced in 2011. The cap featured the new Curve engineer on the regular side and a "Rally Cap" on the inside fashioned after rally mascot Al Tuna. The Curve's Summer Cruise Night Series, which combined a cruise giveaway with the stupendous films of Tom Cruise, was also a finalist for a Golden Bobblehead for one of the best promotions in Minor League Baseball. Average attendance at Blair County Ballpark also rose for the first time since it climbed from 2005 to the 2006 seasons.

The offseason leading into the club's 14th year of existence was also no quiet one as the Curve forged a partnership with Peoples Natural Gas that renamed the ballpark Peoples Natural Gas Field. The partnership not only included a naming-rights deal but spurred economic development at the park and surrounding areas with the use of green energy.

Altoona's 2012 season began on April 5 with a very special announcement from Pirates President Frank Coonelly, who announced to the Opening Night crowd that the Pittsburgh Pirates would be returning to Altoona for the first time since 2000 to play an exhibition game before the 2013 season. On the diamond, the Curve had an up-and-down season under P.J. Forbes, who directed the Curve for a second straight season. An end-of-the-season winning streak propelled the Curve above the .500 mark and the team finished 72-70, but missed out on the E.L. playoff picture.

The 2012 season may be remembered as the season where fans in Curve, Pa. had the opportunity to see two future aces in the making with top prospects Gerrit Cole and Jameson Taillon both making their way to Double-A during the season. Cole, the first-overall pick in the 2011 draft, reached Altoona on June 20 and made his debut at home while Taillon debuted almost exactly two months later on the road in Trenton. It was the first time that both the No. 1 and No. 2 prospects in the organization according to Baseball America were in Altoona at the same time since Andrew McCutchen and Neil Walker were in Curve uniforms for the 2007 season.

Other standouts on the field for the Curve included shortstop Brock Holt, who went on to make his Major League debut later in the season with the Pirates. Holt stayed in Altoona until the beginning of August before he received his first promotion to Triple-A. After putting on a hitting clinic with Altoona, Holt lampooned International League pitching to earn his call up to Pittsburgh. The Texas native hit well enough with Altoona before his promotion and had enough at-bats to still hang on to win the Eastern League batting title, marking the second-straight season a Curve batter won the crown.



Gerrit Cole was the top pick in the 2011 MLB Draft before joining the Curve in 2012

2012

Holt was part of 11 more former Curve players to make their debuts in the major leagues in 2012, bringing the overall number to 101 in 14 seasons. Another former Curve player who made a splash in the bigs in 2012 was Marte, who homered in his first at bat as a member of the Pirates in Houston on July 26.

After being nominated for a Golden Bobblehead in 2011, the Curve franchise won a Golden Bobblehead in 2012 in the "Best Charity Promotion or Event" category for its efforts with Curve, Pa. Blue Out Saturdays, which aimed at raising awareness and funds for Prevent Child Abuse, Pennsylvania. The club, which partnered with six other teams across the state of Pennsylvania, wore Blue jerseys in support of the cause for each Saturday home game and also helped raise funds through the sale of special Blue-Out T-shirts and wristbands as well as text-to-donate programs. All told, the Curve's efforts, plus those of the other six participating teams, raised over \$11,000 from the season-long efforts.

Fast forward to March of 2013 and the second-ever exhibition game between the Curve and Pirates. Despite snow the Monday before the game, the temperatures warmed up and the Curve welcomed a franchise-record 10,116 fans to watch the Pirates and Curve play their first exhibition game since 2000. Just like in 2000, fans were treated to a Curve victory, this time by a score of 8-6. Former Curve OF Starling Marte had himself a day, hitting a grand slam while going 2-for-3.

A pair of big announcements also came with the Pirates-Curve Exhibition that day. The first announcement being that the Curve and Pirates had extended their Player Development Contract a season early and extended it through the 2018 season. The agreement between the Curve and Pirates secured the affiliation through 2018, the 20th year as parent and affiliate. It was then revealed a short time later that the Eastern League All-Star Game was returning to Blair County with the Curve poised to host the 2014 game at Peoples Natural Gas Field.

2013

Altoona's regular-season had its ups and downs and the team finished with a record of 63-79 under first-year manager Carlos Garcia. Despite the record, fans were treated to some of the best prospects in the Pirates system throughout the season that included RHP Jameson Taillon, OF Gregory Polanco, RHP Nick Kingham and SS Alen Hanson. Taillon, who had a cup of tea with the Curve in 2012, spent a majority of 2013 with the club before a promotion to Triple-A in August while Polanco joined the team in June and also went to Indianapolis during the month of August. Kingham joined the club midway through the year and finished the campaign with the Curve. Hanson did the same but did not join the team until late July after beginning the year with Bradenton.

One couldn't talk about the 2013 Curve season without talking about the performance of outfielder Alex Dickerson, who was in his first season at the Double-A level. Dickerson, a native of Poway, Calif., had a slow start to the year before lighting the world on fire from June until the end of the season. He went on to hit .288 for the season with 36 doubles, three triples, 17 home runs and 68 RBI in 126 games en route to being named the Eastern League Rookie of the Year. He was the second Curve player to ever win the award and the second in the last three seasons after Starling Marte won it in 2011.

The 2013 campaign also saw the club's second ever no-hitter come to fruition when Ethan Hollingsworth, Jason Townsend, Jhonathan Ramos and Ryan Beckman combined on a nine-inning no-no on July 25, 2013 in Manchester, N.H. versus the Fisher Cats. It had been over 10 years since the Curve threw a no-hitter, which occurred in 2002 when Adrian Burnside, Neal McDade and Chris Spurling accomplished the feat.

In 2014, the Curve hosted the league's annual All-Star Game with the Eastern League All-Star Stop presented by UPMC Health Plan for the second time in franchise history. Over 6,000 fans packed into Peoples Natural Gas Field to watch the league's brightest stars for the game itself on July 16 while nearly 11,000 total across the two-days' worth of events filled PNG Field. During the first day of events, the Curve dedicated one seat in the lower seating bowl a POW/MIA Chair, never to be inhabited in memory of those soldiers that have not yet returned home.

Following up the dedication of the POW/MIA chair, the Curve hosted its version of a home run derby with the Ghostman Games &

2014



In 2013, the Curve and Pirates played an exhibition game at Peoples Natural Gas Field in front of 10,116 fans, the largest crowd in the history of the ballpark

Hitting Challenge. In a competition of four players, the Curve's very own Willy Garcia won the event for the Western Division with a home run that sailed into the night sky out in left field.

On the field, the Curve struggled to a 61-81 record but the season saw Garcia set a new single-season franchise record with 19 outfield assists. Catcher Elias Diaz led the club offensively, hitting .328 with six home runs and 54 RBI through his 91 games, while right-hander Adrian Sampson aced the pitching staff, posting a 10-5 record with a 2.55 ERA in 24 starts. Both players represented the Curve in the All-Star Stop. The team also set a franchise-record for steals in a single season with 159, besting the 155-mark of the 2005 Curve.

Sampson, who was both a mid-season and post-season All-Star, also came within two outs of the franchise's first nine-inning no hitter by a single pitcher. The feat was thwarted, however, by Bowie's Mike Yastrzemski when he sliced a double down the left-field line. It was the only hit Sampson permitted on the evening and the game on July 18 still went down as the first one-hitter by a single pitcher in Curve franchise history. Even cooler, he did it with his mom in attendance for the game just a few days shy of her birthday.

At the end of the year, Curve General Manager Rob Egan was presented with the Eastern League Executive of the Year Award at the Winter Meetings in San Diego, the second-ever member of the Altoona front office to receive the award.

In 2015, the Curve played their first season under the direction of manager Tom Prince. A former Major League catcher, Prince guided the Curve to their first playoff appearance since 2010 with a 74-68 record with a roster including top prospects Josh Bell, Tyler Glasnow and Chad Kuhl. Although the team was eliminated by Bowie in the Division Series, the Curve had one of their most successful seasons in recent years. Twelve players were promoted to Triple-A for the first time in their careers, with two of them



The Curve hosted the 2014 Eastern League All-Star Stop at Peoples Natural Gas Field



All-Star first baseman Josh Bell was part of the Curve's on-field resurgence in 2015 as the team reached the postseason for the first time since 2010

in Double-A, winning the Curve's second Eastern League championship. The Curve won their second Western Division title on September 4, the last day of the regular season, with a walk-off home run by Mitchell Tolman in the bottom of the 12th inning against the Harrisburg Senators.

The Curve rode the momentum into the playoffs, and they began postseason play with one of the most dominating pitching performances in team history. Pirates' top pitching prospect Mitch Keller took the mound in Game 1 of the Western Division Series at Bowie on September 8 and threw a complete-game shutout on just 90 pitches, allowing only one hit.

With wins in the next two games against the Baysox, the Curve advanced to face the Trenton Thunder in the Eastern League Championship Series, a team that won 92 games during the regular season. Starting pitchers Brandon Waddell and J.T. Brubaker led the Curve to road wins in the first two games in the best-of-five series. The Curve returned home for Game 3 on September 14 with a chance to clinch with Keller on the mound.

The Thunder plated a pair of early runs to take a 2-0 lead, but the Curve rallied in the fifth inning. Jerrick Suiter got the Curve on the board with a bases-loaded walk and Jin-De Jhang followed with a two-out, bases-clearing triple to give the Curve a 4-2 lead. Keller settled in to strike out eight batters over 7.1 innings en route to winning the Eastern League Postseason Most Valuable Player Award.

Closer Tate Scioneaux took the mound for the Curve in the ninth inning and struck out the side in order to close out the game and the championship for the Curve, who became just the third E.L. team since 1983 to sweep all six of their postseason games.

Prior to the 2018 season, the Curve made some fresh updates to the ballpark that included a brand new, state-of-the-art video board, upgraded broadcasts and televisions, a new playing surface, new on-field caps and a new alternate red jersey.

The team honored their growing history throughout 2018 with a season-long celebration of 20 Seasons of Curve Baseball in Altoona

2014
2015
2016
2017
2018
ORGANIZATION

and welcomed back former stars Adam Hyzdu and Jack Wilson. The team also unveiled their Fans' Choice All-Time Curve Team Bobblehead Series, a set of 11 bobblehead giveaways, to honor the 20th season.

Entering the season, MLB.com ranked the Altoona roster as one of "the Minors' 10 most talented teams" while 12 of MLB.com's Preseason Top 30 Pirates prospects spent time with the Curve during the season: Mitch Keller, Ke'Bryan Hayes, Cole Tucker, Bryan Reynolds, Taylor Hearn, Luis Escobar, Nick Kingham, Will Craig, Stephen Alemais, Jason Martin, Nick Burdi and Brandon Waddell.

Keller, the Pirates top overall prospect by both Baseball America and MLB Pipeline entering the 2018 season, followed up a strong 2017 postseason and cemented his name as one of the best pitchers in Curve history. Keller went 9-2 with a 2.72 ERA in 14 starts and threw eight, one-hit shutout innings in his final Curve start on June 25 vs. Harrisburg before he was promoted to Triple-A Indianapolis. In 22 combined starts (regular season and playoffs) with the Curve, Keller went 13-4 with a 2.63 ERA.

First baseman Will Craig was the 2018 Altoona Curve MVP and played the hero in the 2018 Eastern League All-Star Classic in Trenton. With the game tied 4-4 after nine innings, a swing-off between Craig and Zach Green of Reading replaced extra innings with Craig coming out on top. Craig led the Eastern League with 102 RBIs in the regular season to become just the second Curve hitter to eclipse 100 RBIs in a single season, joining the legendary Adam Hyzdu. A first round pick by the Pirates in the 2016 draft, Craig also clubbed 20 homers during a season in which he was an Eastern League Mid-Season and Post-Season All-Star.

2018

Third baseman Ke'Bryan Hayes played one of the best defensive seasons the Eastern League has ever seen. The Pirates first-round draft choice in 2015 won back-to-back Rawlings MiLB Gold Glove Awards as the best defensive third baseman in the minors with a .974 fielding percentage at A-Adv. Bradenton in 2017 and turned around in 2018 with a .978 mark in Altoona. Hayes' .978 fielding percentage at third base ranked as the highest ever recorded at the position in the Eastern League with data only available dating back to 1959.

As a team, the Curve trailed Akron by seven games entering play on August 1 before surging back over the final month of the season. With a record of 78-60, the Curve captured a second straight division title by one game over Akron, matched a team record with a fourth consecutive playoff berth (2003-06) and earned back-to-back division crowns for the first time in team history.

However, Akron eliminated the Curve from postseason play in four games during the Western Division Series. The RubberDucks took the first two games in Akron, but the Curve did not go quietly once the series shifted to Altoona. Akron jumped out to a 5-0 lead in Game 3 at PNG Field and were on the brink of sweeping their way to the ELCS. In the bottom of the fifth, however, the Curve scored their first run and managed to load the bases for Cole Tucker, who delivered one of the most electrifying moments in the Curve's 20-year history. In an 0-2 count, Tucker crushed a grand slam into the left field bleachers and tied the game, 5-5. Altoona rallied for three more runs in the eighth and went on to force a fourth game with an 8-5 victory. Unable to harness that momentum the next day, the Curve lost Game 4 to the 'Ducks, 9-0, to close out the team's 20th season.

A few days later on September 12 in St. Louis, the Pittsburgh Pirates lineup was composed completely of Curve alumni for the first time ever. Pirates Manager Clint Hurdle went with the following at Busch Stadium against the Cardinals: 2B Adam Frazier, CF Starling Marte, 1B Josh Bell, RF Jordan Luplow, 3B Kevin Kramer, LF Pablo Reyes, SS Kevin Newman, C Jacob Stallings and P Jameson Taillon.

In 2018, 14 former Curve players made their MLB debuts and matched the 2016 total for the most in a single season over the first 20 years of the franchise's history. Just as it was in 2016, nine of those players debuted with the Pirates: Clay Holmes, Nick Kingham, Austin Meadows, Tanner Anderson, Alex McRae, Kevin Newman, Pablo Reyes, Kevin Kramer and Nick Burdi.

2019

The 2019 season brought change to the Eastern League with the move to a split-season playoff format for the first time since the Curve joined the Double-A circuit. Instead of a full-season champion and wild card team from each division deciding the playoff field, the league would crown a divisional champ for each of the 70-game halves with those teams squaring off in the opening rounds of the postseason.

After reaching the playoffs in each of the previous four seasons, the Curve finished with a losing record, 69-71, for the first time since 2014. The ballclub was a streaky bunch that started 5-0, tying a franchise record. At the end of May, the team was five games under .500 and rebounded to 10 games over by the All-Star Break. The Curve stumbled after the break as well and entered the final series of the year with a 69-67 record before losing the final four contests.

Michael Ryan returned for his third season as manager and stamped his name into the record books. He became the winningest



Top Pirates pitching prospect Mitch Keller was named as the 2017 Eastern League Postseason Most Valuable Player after two dominating performances



Tate Scioneaux (front) closed out the ninth inning to solidify the Curve's sweep through the 2017 Eastern League playoffs



The No. 1 overall pick by the Detroit Tigers in the 2018 draft, Casey Mize, pitched a no-hitter at PNG Field in his Double-A debut with Erie on April 29, 2019



Curve owner Bob Lozinak in his King of Baseball crown and cape at the 2019 Winter Meetings Banquet

manager in team history when he led the team to his 214th regular-season win as Altoona's skipper on August 18 to pass Dale Sveum and Tim Leiper's 213 managerial victories. Ryan finished the season with a 221-197 record.

Young pitching talent dominated throughout the league in 2019. Eight no-hitters were pitched league-wide, the second-most in league history. The Curve were no-hit twice during the season while Curve pitchers fired a league-best and team record 18 shutouts. The league batting average finished at .238, the lowest since 1971, while the batting champ, Portland's C.J. Chatham at .297, finished under .300 for just the second time in league history. Runs were hard to come by with a league average of 3.92 runs per game, the lowest since 1990.

One of the brightest performances in the league occurred at Peoples Natural Gas Field on April 29, 2019. Casey Mize, the first overall pick in the 2018 draft by Detroit, was promoted to Erie and fired a no-hitter against the Curve in his Double-A debut. He required just 98 pitches, struck out seven and accounted for the first individual, nine-inning no-hitter ever pitched at PNG Field.

By season's end, attendance at PNG Field was up for a third straight season with the highest total since 2008 as 308,464 fans enjoyed Curve baseball in 2019.

After the season, Curve owner Bob Lozinak was honored at the 2019 Winter Meetings in San Diego as the King of Baseball, which recognizes a veteran of professional baseball every year for longtime dedication and service to the game.

The 2020 season promised to be another season filled with outstanding on-field performances, however, the Curve weren't able to take the field in the midst of the COVID-19 Pandemic.

Miguel Perez was named the 12th manager of the Altoona Curve on February 17, 2021 after Dave Turgeon was tabbed to lead the team for the canceled 2020 season. Perez was the first former Curve player to be named Manager of the team after suiting up in Altoona in 2008, 2009, 2012 and 2013; totaling 92 games. Perez also played in the Eastern League for the Akron Aeros (2010) and Harrisburg Senators (2011).



Roansy Contreras struck out 11 batters in his Pirates organizational debut on May 4, 2021 against Bowie

The Curve finally returned to PNG Field on May 4, 2021 when top Pirates pitching prospect Roansy Contreras, acquired from the New York Yankees in a five-player deal that sent former Curve pitcher Jamison Taillon to New York, delivered a blazing fastball for a strike to Bowie's Terrin Vavra. It ended a string of 610 days without Curve Baseball and 614 at PNG Field.

In a scheduling oddity, with all 55 teams in the affiliated minors beginning play on the same day, Altoona-Bowie and Portland-New Hampshire both threw the first pitches of the 2021 minor league season at 6:03 p.m.

The Curve began the season with eight of Pittsburgh's top-30 prospects and four members of their 40-man roster in Rodolfo Castro, Roansy Contreras, Oneil Cruz and Max Kranick. Castro made his major league debut in April before joining Altoona for Opening Day and each player would end up suiting up for the Pirates before the 2021 campaign wrapped up.

With several top prospects across the diamond, Altoona raced out to a 27-18 start and were within a half game of first place on June 25 before the injury bug caught both ace pitcher Roansy Contreras and infielder Oneil Cruz in early July. Altoona finished the season with a 58-59 record in fifth place in the Southwest Division.



Oneil Cruz recorded 32 extra base hits in 62 games with the Curve in 2021 and later became the tallest player to start a game at SS in the Major Leagues

On the infield, Altoona began the season with a top infield prospect at each position with 3B Rodolfo Castro, SS Oneil Cruz, 2B Ji-Hwan Bae and 1B Mason Martin. Cruz, a 6'7" shortstop would go on to become the tallest player to ever start a game at shortstop in the Major Leagues when he made his debut on October 2 at PNC Field against the Cincinnati Reds. Over the final two games of the season, Cruz went 3-for-9 with a home run and three runs batted in.

Mason Martin finished fourth in the AA-NE League with 22 home runs, the most by a Curve batter since 2005 when Jose Bautista (23) and Josh Bonifay (25) were circling the bases at PNG Field. Martin recorded just the ninth 20-homer season in franchise history.

In the outfield, the Curve received steady production in right field from Cal Mitchell and in left field from Canaan Smith-Njigba before the outfield group received a pair of late-season additions, thanks in part to the Pirates' activity at the trade deadline. Jack Suwinski joined the Curve in late-July from the San Diego Padres organization in the Adam Frazier trade and Matt Fraizer,

the High-A East's leading hitter, rounded out a powerful and patient group.

On the mound, Altoona saw 12 dominating starts from Roansy Contreras around a stint on the injured list. Contreras struck out ten batters in a game three times, matching Ian Snell (2004) for the most double-digit strikeout games in a season in franchise history. Contreras made his major league debut in Pittsburgh on September 29 with three scoreless innings.

Johnstown, PA native Trey McGough earned the Curve's Pitcher of the Year award pitching in the same ballpark he attended games at as a kid. McGough who regularly pitched in front of dozens of family members and friends, recorded a 3.41 ERA in 18 starts. McGough finished the season strong recording 15.2 consecutive scoreless innings across his final three starts, including seven scoreless innings in the final game of the season at PNG Field, a 5-2 Curve victory.

2019

ORGANIZATION

2021



Endy Rodriguez joined the 2022 Curve in early-August and quickly established himself as one of the Eastern League's best.

The 2022 Curve took to the field with a prospect-packed lineup of position players and pitchers. The result was an endless parade of franchise records falling and several players moving on to make their major league debut in Pittsburgh. 13 Curve Alumni made their MLB debut during the 2023 season with the Pirates led by OF Jack Suwinski, who was recalled directly from the Altoona roster with teammate Tucupita Marcano and smashed 19 home runs in 106 games with Pittsburgh; including a three-homer game at PNC Park on Father's Day which finished with a walk-off bomb from the 2021-22 Curve outfielder.

Altoona put together their first winning season since 2018 with a 71-66 record that saw the team finish with a 38-30 record in the second half of the season, just 2.5 games back of a playoff spot.



Luis Ortiz became the first Curve Pitcher to throw two immaculate innings in the same season. He earned the team's Pitcher of the Year Award for the 2022 season.

The 2022 Curve set a host of franchise records including: Most home runs in a season (143), most home runs hit in home games (74), most players with 20+ HR (2 players - Andres Alvarez and Aaron Shackelford), matched for 4th time in franchise history), most stolen bases in a season (162), most lead-off home runs hit in a season (6), most strikeouts in a season (batting, 1,254), fewest complete games thrown in a season (0), most strikeouts in a season (pitching, 1,247), most wild pitches thrown (98), most starting pitchers used (matched, 22), and most consecutive games with a home run (12). Altoona also matched or set several single-game records including runs scored in a game (5/19 vs. Richmond, 19), hits in an inning (matched, 6/2 vs. Bowie, 9), most triples in a game (matched, 6/2 vs. Bowie, 3), and most home runs allowed in an inning (4, 4th inning on 4/13 vs. Richmond).

Among Eastern League teams, Altoona finished the season tied for first in batting average (.248), second in the league in reliever ERA (3.84) and third in runs scored (681).

Aaron Shackelford led Pirates minor leaguers with 26 home runs, passing Josh Bonifay for the second-highest single-season total in franchise history. Utility man Andres Alvarez recorded the first 20/20 season in Altoona with 20 home runs and 21 stolen bases across 110 games in a lineup that was hammered by injuries throughout the season.

2022

The #1 overall selection in the 2021 draft, catcher Henry Davis, arrived in Altoona in early-May and promptly announced his presence with a massive 2-run home run in his team debut on May 10 against Somerset. Davis' season in Altoona was limited to 31 games because of injury and as the season ticked into the second half, the Curve added another top prospect to the lineup in Endy Rodriguez. Rodriguez dominated in a 31-game run with Altoona to wrap up the regular season, batting .356 with 14 doubles and eight home runs with 32 runs batted in.

On the mound, Quinn Priester, Mike Burrows and Luis Ortiz headlined one of the league's top pitching staffs. Priester recorded a 2.87 ERA in 15 starts, the 4th-best mark among qualified Double-A pitchers since his debut on June 19, while Burrows pitched to a 2.94 ERA in 12 starts to begin the season before a promotion to Triple-A Indianapolis. Ortiz, however, made the most progress during the season eventually earning the Curve's Pitcher of the Year Award. Twice during the season, Ortiz fired an immaculate inning, setting down the side in order with three strikeouts on nine pitches, all strikes. His 126 strikeouts in 24 appearances, 23 starts, were the fourth-most in a season in franchise history and he went on to make his major league debut on September 13 at Cincinnati with 5.2 scoreless innings. J.C. Flowers and Tahnaj Thomas took home the team's Fireman of the Year Award, Andres Alvarez earned the team's Unsung Hero Award and Jared Triolo was named Most Valuable Player.

Celebrating 25 years of memories in Curve, PA the 2023 season in Altoona saw the Curve finish with a 67-68 record, the second time in three seasons following the cancelled 2020 campaign that the Curve finished their season exactly one game under .500.

Peoples Natural Gas Field hosted 308,003 fans, an average of 4,597, in 67 openings. It was the highest attendance mark for the Curve since the 2019 season and it was the 12th time in 24 seasons of play that more than 300,000 fans came through the gates at PNG Field. The Curve stand at 1,699 wins in franchise history, setting up the potential 1,700th win on Opening Day in 2024.

Altoona set their franchise record in several categories in 2023 including: Lowest Team Batting Average (.236), Fewest Triples (19), Most Stolen Bases (163), Fewest Saves (26), Most Hit by Pitch (Pitching, 88). 2023 was the second straight season that Altoona set their franchise record in stolen bases after picking up 162 swipes in 2022.

On an individual basis, RHP **Aaron Shortridge** made 27 starts, tied for the most in a season with nine other pitchers. He also became the 5th Curve pitching in franchise history to win 5 games in a calendar month when he turned in a 1.91 ERA in the month of August. INF **Tsung-Che Cheng** matched the franchise record on July 5 against Erie with 4 Stolen Bases in a game, while Dylan Shockley matched the franchise record with four runners caught stealing on May 12 against Akron.

Additionally, the 2023 season also saw the Largest Margin of Victory and Largest Shutout Victory in franchise history on May 25 against Hartford with a 16-0 win. As well, the Curve allowed a home run in a record 13 straight games from June 7-21. On an unseasonably warm day at Erie on April 12th, the Curve matched the record for Most Home Runs in a Game with six home runs when **Lolo Sanchez**, **Mason Martin 2x**, **Henry Davis**, **Matt Fraizer** and **Andres Alvarez** each homered.

2023

With RHP **Paul Skenes** making his Double-A debut on Saturday, August 26, the Curve welcomed the largest crowd in franchise history with 10,164 fans at Peoples Natural Gas Field. The attendance total surpassed the Pirates-Curve Exhibition game on March 30, 2013 (10,116) and is the largest crowd in the Eastern League since July 27, 2013 when the Portland Sea Dogs hosted the Harrisburg Senators in front of 16,674 fans at Fenway Park.

Altoona won a wild back-and-forth affair, 9-8, against the Akron RubberDucks in Skenes' lone start at PNG Field. He walked two batters and allowed three ground ball hits and hit his pitch limit in the first inning. To lead the comeback effort OF **Matt Gorski** picked up three hits, including a game-tying double in the ninth inning. **Joe Perez** reached in all five of his plate appearances (including hitting his sixth home run in 13 games with Altoona) and **Carter Bins** sent the record crowd home happy with a walk-off infield single that ricocheted off the pitcher with the bases loaded and two out in the ninth inning.

While Skenes was one of the major late-season headlines in the 25th year of Curve baseball, C **Henry Davis** was one of the minor leagues biggest headlines in April and May. Davis, the No.1 Overall selection in 2021, returned from a wrist injury that plagued his 2022 season and became one the most impactful hitters in the month of May. Davis was third among all Double-A players in OPS (on-base plus slugging percentage) with a .980 mark when he was promoted to Triple-A Indianapolis on June 5th. Davis picked up a hit in 17-of-22 games played in May and recorded his first two career multi-homer games in an Altoona uniform. He went on to make his major league debut with the Pirates on June 19 and played in 62 games through the rest of the season.

While Davis was one of the great on-field stories of the Curve's 2023 season, perhaps nothing will ever measure up to the story that **Drew Maggi** told baseball fans. Originally drafted by the Pirates in 2010 and an Eastern League All-Star for the Curve in 2014, Maggi made his major league debut after a 13-year minor league career and 1,154 minor league games for the Pirates, Angels, Dodgers, Indians, Twins and Phillies. In three games for the Pirates before his return to Altoona, he went 2-for-6 with a double and a run batted in. Maggi became the 198th alumni in franchise history to reach MLB when he pinch-hit for the Pirates on Wednesday, April 26 against the LA Dodgers.

The Curve saw their 200th alumni in franchise history, LHP **Joe Jacques**, make his major league debut during the 2023 season, one of 15 alums to major their major league debut. INF **Drew Maggi**, C/OF **Henry Davis**, and RHP **Kyle Nicolas** all suited up for the Curve as minor leaguers and debuted during the season, while INF **Liover Peguero** suited up everyday for the Curve into early-July and settled into a regular role with the Pirates for the final two months of the season. Peguero was named the team's Most Valuable Player at the end of the season.

Pitching was one of the major themes of the Curve's 2023 season as top prospects like RHP **Jared Jones**, LHP **Anthony Solometo**, RHP **Bubba Chandler**, and RHP **Braxton Ashcraft** rounded out a solid rotation with RHP **Aaron Shortridge** and RHP **Sean Sullivan**. Jones, who was named the Pitcher of the Year, allowed two runs or fewer in each of his ten starts with Altoona to begin the season. When Jones was promoted to Triple-A, Solometo arrived in his place and became the youngest pitcher to reach the Eastern League in 2023, doing so at 20 years, 6 months and 15 days when he made his debut on June 17 at Somerset. Solometo was the 13th player in franchise history to suit up for the Curve under the age of 21 and slots in as the 5th-youngest player in the team's history.

LHP **Nick Dombkowski** and RHP **Cameron Junker** were named co-Firemen of the Year as the most valuable members of the team's pitching staff and INF **Claudio Finol** took home the team's Unsung Hero Award.

Altoona had several players finish the season ranked in the top ten in the Eastern League in hitting and pitching categories. OF **Matt Fraizer** ranked sixth in the league in hits (110) and sixth in runs (67), while OF **Connor Scott** finished the year tied for fourth in triples (4). On the mound, RHP **Aaron Shortridge** ranked first in the league in wins (11), tied for first in games started (27), tied for first in complete games (2), and second in innings pitched (138.1). RHP **Sean Sullivan** ranked sixth in the league in ERA (3.88), sixth in WHIP (1.27) and eighth in the league in batting average against (.245). RHP **Cameron Junker** finished the year second in appearances (45).



Paul Skenes became the fifth No.1 Overall selection to play for the Curve on August 26, 2023, joining RHP Bryan Bullington, RHP Gerrit Cole, and C Henry Davis as the only ones to do it in franchise history.

ORGANIZATION

2023



June 1997	Altoona native Bob Lozinak joins a group that is pushing for a minor league baseball franchise.	Sept. 18, 2010	Altoona defeats Trenton, 5-2, in Game 4 of the ELCS at Trenton's Waterfront Park to clinch the first EL championship in franchise history.
Oct. 4, 1997	With just hours to spare, the state of Pennsylvania allocates nearly \$11 million in state funds towards the building of a new ballpark that would play host to the proposed new minor league baseball team.	Nov. 23, 2010	The Curve unveil a new logo set that pays tribute to the engineers and railroad heritage that helped build the city of Altoona.
Oct. 5, 1997	The expansion committee of the National Association of Professional Baseball Leagues unanimously grants Altoona's bid for a new minor league franchise over the bid submitted by the city of Springfield, Mass.	Jan. 31, 2012	The Altoona Curve and Peoples Natural Gas forge an agreement to rename Blair County Ballpark, which was the standing name on the facility for the first 13 seasons, Peoples Natural Gas Field.
March 7, 1998	Groundbreaking ceremonies take place at the future site of Blair County Ballpark.	Oct. 4, 2012	The Curve receive Minor League Baseball's Golden Bobblehead Award for Best Charity Promotion or Event for their season-long community effort, "Curve, PA Blue Out Saturdays."
April 27, 1998	Altoona is officially granted an expansion franchise by the Eastern League.	March 30, 2013	A franchise-record 10,116 fans flock to Peoples Natural Gas Field to watch the second-ever Pirates-Curve Exhibition Game, which the Curve won, 8-6. Prior to the game, the Curve extended their Player Development Contract with the Pirates through the 2018 season.
July 2, 1998	"Curve" is selected as the new franchise's nickname.	July 15-16, 2014	The Curve host the Eastern League All-Star Game for the second time in franchise history.
Sept. 15, 1998	The Curve announce a four-year player development contract with the Pirates.	Sept. 2015	The Curve cap their highest-attended season since 2008 by earning the Eastern League's nomination for the John H. Johnson President's Award and return to the E.L. playoffs for the first time since 2010.
April 10, 1999	After a rainout the day before, the first game in Curve franchise history is played as part of a doubleheader in Reading--the Curve lose 6-2 in game one but bounce back for a 6-4 win in game two of the twinbill.	Oct. 7, 2016	Derek Martin is named the fifth general manager in franchise history. During his first months on the job, the stadium sees the reconstruction of its box office and new LED field lights installed.
April 15, 1999	The Curve's home opener is played before 6,171 fans at Blair County Ballpark, a 6-1 win over Bowie.	Sept. 14, 2017	The Curve beat the Trenton Thunder, 4-2, to solidify their second Eastern League Championship.
Nov. 1, 1999	With Sal Baglieri being elevated to the role of Senior Advisor, Jeff Parker is hired as the Curve's second general manager.	Spring 2018	Peoples Natural Gas Field sees fresh upgrades with the installation of a new playing surface and a state-of-the-art video board.
May 15, 2000	The Curve host an exhibition game against the Pittsburgh Pirates in front of a crowd of 7,346 at Blair County Ballpark.	March 17, 2018	The Pirates and Curve announce a four-year extension to their Player Development Contract through 2022 during the championship ring ceremony for the 2017 Curve at LECOM Park in Bradenton prior to the Pirates' spring training game.
Oct. 17, 2001	Curve majority owner Bob Lozinak announces that the franchise will be sold to a new group headed by Pittsburgh sports attorney Chuck Greenberg. Later, Greenberg would welcome Pittsburgh sports stars Jerome Bettis and Mario Lemieux into the new ownership group.	Sept. 12, 2018	For the first time in their 20-year affiliation, the Pirates starting lineup is made entirely of former Curve players.
April 3, 2002	Less than 48 hours before the start of the 2002 season, the ownership transfer officially takes place. Todd Parnell is officially named the club's third general manager.	Jan. 22, 2019	The Curve roll out an alternate identity for 2019, complete with a new nickname, colors and uniforms, as the Allegheny Yinzers. The black-and-yellow threads are worn for seven games to celebrate the people of Western and Central Pennsylvania while bringing several Pittsburgh-themed promotions to Altoona.
Aug. 8, 2002	The Curve franchise is featured in a full-page feature story in the sports section of USA Today. The article titled "Curve Shape a Region's Heart" documents the gameday happenings at Blair County Ballpark.	Dec. 8, 2019	Curve owner Bob Lozinak is honored as the King of Baseball at the 2019 Winter Meetings in San Diego. The award recognizes a veteran of professional baseball for longtime dedication and service as one of the game's highest individual honors.
Jan. 2003	Construction begins on a nearly \$1 million privately financed addition to BCB. The project yielded a left-field Picnic Pavilion, Party Deck and outfield bleacher seating section in time for the 2003 season.	March 12, 2020	Minor League Baseball announces the delay of the 2020 season shortly after MLB did the same due to the COVID-19 pandemic.
July 4, 2004	The Curve welcome U.S. Vice President Dick Cheney for the Fourth of July game against Harrisburg. Cheney tossed out the first pitch and watched the first half of the game with his wife and granddaughter.	June 25, 2020	The Pirates and Curve announce PNG Field as the Alternate Training Site for the Pirates during the 2020 season. Minor League Baseball would announce the cancellation of the 2020 season just five days later.
Dec. 2004	After setting a fifth-straight attendance record, the Curve are awarded the Larry MacPhail Trophy for promotional excellence in Minor League Baseball.	December 9, 2020	The Pirates and Curve announce agreement on a new ten-year Player Development License for Pirates Double-A players to continue play at PNG Field
July 12, 2006	The Curve host the 2006 E.L. All-Star Game in front of a then-record 9,308 fans.	May 4, 2021	The Curve take the field for the first time in 614 days at PNG Field. Roansy Contreras struck out 11 in his organizational debut, a 2-1 loss to Bowie.
Dec. 2006	The Curve are awarded Minor League Baseball's highest honor, the John H. Johnson President's Trophy, signifying the top franchise among all clubs across the U.S. and Canada. The club is also presented with the Baseball America Bob Freitas Award as the top Double-A franchise in the minors.	October 6, 2021	Nate Bowen is named the sixth general manager in franchise history. Bowen spent nine seasons with the organization rising to the role of Assistant General Manager in the fall of 2018.
June 17, 2008	Jimmy Carter, the 39th President of the United States, attends a Curve game while on a fishing trip to Spruce Creek in nearby Huntingdon.	Winter 2022	PNG Field undergoes several renovations and upgrades including a new padded outfield wall, updated player-related spaces and a new right field videoboard.
Dec. 1, 2008	Chuck Greenberg announces his group is selling the Curve back to original owner Bob Lozinak.	July 2023	Diamond Baseball Holdings officially announces their intent to purchase the Curve from long-time owners Bob and Joan Lozinak. Altoona was one of several additions to DBH's portfolio in 2023.
Dec. 5, 2008	The original Voice of the Altoona Curve from 1999-2004, Rob Egan, is named the fourth general manager in Curve history.	August 26, 2023	RHP Paul Skenes makes his Double-A debut with the Curve and PNG Field hosts the largest crowd in franchise history of 10,164 fans.
Dec. 30, 2008	Minor League Baseball approves the sale of the Altoona Curve. Bob Lozinak and his family again own their hometown team.		
May 23, 2009	The Altoona Curve extend their current Player Development Contract with the Pittsburgh Pirates for an additional four years, ensuring the affiliation would become the longest the Pirates had ever had with a minor league club in franchise history.		

Diamond Baseball Holdings (DBH) was established in 2021 by Pat Battle and Peter Freund to support, promote, and enhance Minor League Baseball Clubs affiliated with Major League Baseball through professional management, best practices, innovation, and investment. It was announced in July of 2023 that Diamond Baseball Holdings intended on purchasing the Altoona Curve from founding owners Bob and Joan Lozinak.

Entering the 2024 season, DBH owns 29 clubs representing 10 different leagues across various levels of the Minor Leagues.

Triple-A Clubs

Albuquerque Isotopes (COL)
 Gwinnett Stripers (ATL)
 Iowa Cubs (CHC)
 Louisville Bats (CIN)
 Memphis Redbirds (STL)
 Norfolk Tides (BAL)
 Oklahoma City Dodgers (LAD)
 Scranton/Wilkes-Barre RailRaiders (NYY)
 St. Paul Saints (MIN)
 Worcester Red Sox (BOS)

Double-A Clubs

Altoona Curve (PIT)
 Birmingham Barons (CWS)
 Midland RockHounds (OAK)
 Mississippi Braves (ATL)
 New Hampshire Fisher Cats (TOR)
 Portland Sea Dogs (BOS)
 Springfield Cardinals (STL)
 Wichita Wind Surge (MIN)

High-A Clubs

Hickory Crawdads (TEX)
 Hudson Valley Renegades (NYY)
 Lansing Lugnuts (OAK)
 Rome Emperors (ATL)
 Vancouver Canadians (TOR)

Low-A Clubs

Augusta GreenJackets (ATL)
 Down East Wood Ducks (TEX)
 Fresno Grizzlies (COL)
 Salem Red Sox (BOS)
 San Jose Giants (SF)



BOB & JOAN LOZINAK • FOUNDING MEMBERS

Bob and Joan Lozinak, both Altoona natives who always had dreams of bringing professional baseball to their hometown, were finally able to realize that dream in 1999. The original owners of the franchise from 1999-2001, Bob and Joan along with their three sons, Mike, David and Steve, reacquired their hometown team on December 30, 2008.

Bob and Joan sold the club to Diamond Baseball Holdings in July of 2023, during the 25th year of operations. In all, the Lozinaks owned the Curve for 18 years.

The Lozinaks had visions of bringing professional baseball to Altoona in the late 1970s, but public opposition thwarted the idea. They then proceeded to buy the Triple-A Albuquerque Dukes from former Los Angeles Dodgers owner Peter O'Malley and over the next 20 years (1979-2000), the Dukes captured six Pacific Coast League titles and numerous awards for club operations. Lozinak is among only a handful of minor league baseball owners to have been awarded the prestigious John H. Johnson Trophy twice. The Johnson Trophy is awarded annually to the top franchise in Minor League Baseball in the U.S. and Canada. The Dukes were presented the honor in both 1984 and 1991. Additionally, Albuquerque also captured the Larry McPhail Trophy for the country's top promotional effort in 1987. Lozinak sold the Dukes in 2000 so he could focus his efforts on his new franchise, the Altoona Curve.

After selling the Curve in 2002, the family purchased the West Tenn Diamond Jaxx and enjoyed Double-A affiliations in the Southern League with both the Chicago Cubs and the Seattle Mariners before the team was sold in the early months of the 2008 season.

Bob was born in Altoona on June 4, 1937. His college education was halted by five years of service in the Army during the 1960s. Lozinak completed Officer Candidate's School in Lawton, Okla. and was honorably discharged as a 1st Lieutenant. Upon his departure from the Army, Lozinak returned to finish his education at St. Francis College in Loretto, Pa. and graduated with a bachelor's degree in history.

After college, Bob and Joan became McDonald's franchisees in 1969 and their role as an owner-operator continues with stores in Hartford County, Maryland. Since the purchase of their first McDonald's franchise, Joan has been actively involved in many phases of the operation of the restaurant, whether it means balancing the restaurant budget or appearing at numerous functions within the community.

Joan, a graduate of Altoona Catholic High School, currently serves on the Board of Trustees for Bishop Guilfoyle Catholic High School in Altoona. She is actively involved in long-term planning, policy development, financing, capital improvements, public relations and marketing, development and alumni relations and budgetary management. Joan has always been actively involved in the Catholic church serving as either a Eucharistic Minister or singing in the choir.

Bob and Joan Lozinak were inducted to the Blair County Sports Hall of Fame on April 23, 2016.

After Bob's 40th season in baseball in 2019, Minor League Baseball honored the Curve owner with one of the industry's highest individual awards and crowned Lozinak the King of Baseball for his lifetime of dedication and service to the game. He received the award on December 8, 2019 at the Winter Meetings in San Diego.

The couple can often be found somewhere inside Peoples Natural Gas Field on game days enjoying Curve baseball with fellow fans and enjoying the fun, affordable family atmosphere they always dreamed of providing through the game of baseball in their hometown.




Bob and Joan Lozinak on Opening Night 2009, their first game back as owners of the team since 2001

ORGANIZATION

NATE BOWEN • GENERAL MANAGER

On October 6, 2021, Nate Bowen was named the sixth general manager in franchise history. Bowen enters his 11th season as a member of the front office staff in Altoona, joining the club as the Communications and Broadcasting Assistant in 2013 before rising through the ticket sales department until he was named Assistant General Manager in the fall of 2018.



“Nate has been an integral part of our team here for a long time. He has helped our organization in countless ways throughout his career, and we all think that he is ready for this next challenge,” said Curve Chief Operating Officer, David Lozinak at the time of the hire. “Nate has extensive experience in all aspects of our operation, so he’s just not a pretty voice that most people have heard on the radio; he’s an extremely intelligent individual that is well-versed in minor league baseball.”

Bowen served parts of five seasons in the Curve broadcast booth that included the 2017 Eastern League Championship clincher, the 2014 Eastern League All-Star Game as well as the Pirates vs. Altoona Curve exhibition game at PNC Field in 2013. He has also held broadcasting and media relations roles with the Northwest Arkansas Naturals (AA - Texas League), Durham Bulls (AAA - International League), and the Princeton Rays (Rookie - Appalachian League). He began his broadcasting career at Baldwin-Wallace University in 2005 and served as the broadcaster for the Division III school’s football, basketball, and baseball teams through the 2009 season. In addition to being a play-by-play broadcaster, he co-founded The Morning Buzz, a daily morning show on the campus radio station WBWC 88.3 FM the Sting. Following graduation, Bowen served as the lead broadcaster for AM 1330 WELW in the Cleveland, Ohio area for local high school and college sports.

An active member of the community, Bowen serves on the board of directors for Family Services Inc., is a board member of the Hollidaysburg Lions Club and is a member of the Blair County Chamber of Commerce’s Small Business and Public Policy Committees.

Bowen resides in Hollidaysburg with his wife, Jess, who serves as the Curve’s Director of Coporate Partnerships, and their daughter Avery Jo. During the offseason he serves as a play-by-play voice for several Altoona area high schools on Talk Radio 98.5 WRTA and enjoys rooting for Buffalo and Ohio sports teams, traveling, and running.

A native of Fremont, Ohio, Bowen enjoys rooting for Buffalo and Ohio sports teams, traveling, and running. He earned a bachelor’s degree in Broadcasting/Mass Communications/Public Relations from Baldwin-Wallace University in 2009.

MICHELLE GRAVERT • ASSISTANT GENERAL MANAGER

Hired as the Team’s Director of Merchandise in November of 2015, Michelle Gravert was named Assistant General Manager following the 2022 season, the first woman to hold the title in the team’s history.



Gravert oversees the team’s merchandise and retail operations and takes an active role in the development and execution of the team’s strategic plan. A graduate of Saint Ambrose University in Davenport, Iowa, Gravert began her minor league baseball career in 2011 with the Princeton Rays (Rookie, Rays) and three seasons in the merchandise and community affairs departments with the Bowling Green Hot Rods (Single-A, Rays).

A native of Davenport, Iowa, Gravert resides in Duncansville. IN her free time she enjoys going to a variety of sporting events, baking, crafting and traveling. Gravert is an active member of the community, volunteering with the Mountain Lion Backpack program, The Girl Scouts of America, the Alzheimer’s Association and Discovery Garden.

CURVE GENERAL MANAGERS (6)

Sal Baglieri.....	1999	Rob Egan.....	2009-2016
Jeff Parker.....	2000-2001	Derek Martin.....	2017-2021
Todd Parnell.....	2002-2008	Nate Bowen.....	2021 - Present

Listed by seasons as general manager

WHAT’S IN A NAME?

The name “Curve” was officially chosen as the team nickname on July 2, 1998. The name was selected by fans in a name the team contest. Other finalists included “Fish”, “Ridge Runners” and “Lake Monsters.” Curve was selected for two reasons: one for the baseball connotation but also as a tribute to the historic Horseshoe Curve, located just outside the city of Altoona. The landmark Horseshoe Curve was built in the 1850s as a means to make it easier for incoming trains to navigate through the Allegheny Mountains. The first train went around “the Curve” in 1854.

ALTOONA CURVE BASEBALL CLUB

Peoples Natural Gas Field
 1000 Park Avenue, Altoona, PA 16602
 Phone: 814.943.5400 or 877.99.CURVE
 Fax: 814.943.9050 or 814.942.9132
 www.altoonacurve.com
 frontoffice@altoonacurve.com
 facebook.com/AltoonaCurveBaseball
 X: @AltoonaCurve | Instagram: @altoonacurve



FRONT OFFICE

General Manager	Nathan Bowen
Assistant General Manager/Director, Merchandise	Michelle Gravert
Director, Finance	Hannah Reading
Assistant, Office Management.....	Michelle Anna
Director, Ticketing.....	Ed Moffett
Director, Corporate Partnerships.....	Jess Knott
Director, Communications & Broadcasting.....	Jon Mozes
Assistant Director, Communications & Broadcasting.....	Preston Shoemaker
Director, Community Relations & Social Media.....	Annie Choinière
Director, Marketing, Promotions & Special Events.....	Mike Kessler
Director, Creative Services	Jon Weaver
Assistant Director, Creative Services	Reid Pohland
Mascot Coordinator	Ryan Neely
Director, Food & Beverage	Jamie Skipper
Assistant Director, Food & Beverage.....	Glenn McComas
Assistant Director, Food & Beverage.....	Ryan Long
Director, Ballpark Operations	Doug Mattern
Assistant, Stadium Operations	Adam Lewczenko
Manager, Field Operations	Aaron Smith
Assistant, Field Operations	Garrett Apel
Manager, Ticket Operations.....	Austin Finocchio
Manager, Ticket Sales	Tony Talarigo
Manager, Ticket Sales	Logan Ulmer
Account Executive	Dylan Sim
Account Executive	Corey Homan

COACHING STAFF

Manager	Robby Hammock (1st season)
Pitching Coach	Fernando Nieve (1st season)
Hitting Coach.....	Brady Conlan (1st season)
Integrated Baseball Performance Coach	Justin Orton (1st season)
Bench Coach.....	Gary Green (3rd season)
Catching/Game Planning Coach	Taylor Davis (1st season)
Athletic Trainer	Victor Silva (3rd season)
Strength & Conditioning Coach	Glenn Nutting (2nd season)

TEAM PERSONNEL

Team Physician	Dr. Joshua Port
Head of Security	Pat Gates
Head Usher.....	Joe Bettwy
Public Address Announcer.....	Rich DeLeo
Official Scorers.....	Ted Beam, Dave Musil, Chris Strawmier
Home Clubhouse Manager	Jacob Godfrey
Visiting Clubhouse Manager	Todd Parker

TEAM INFORMATION

Year Established.....	1999
Ballpark (Seating Capacity)	Peoples Natural Gas Field (7,210)
Major League Affiliation.....	Pittsburgh Pirates (1999)
Team Colors.....	Railroad Red, Boiler Bronze, Soot Black

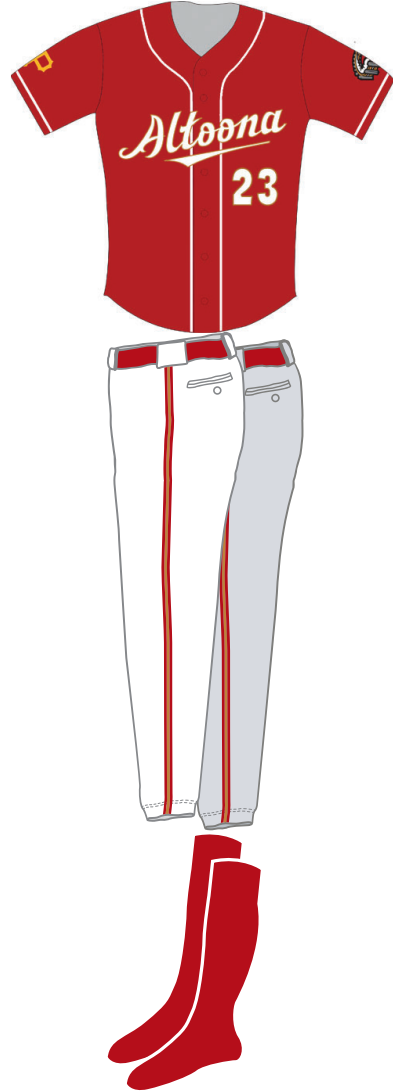
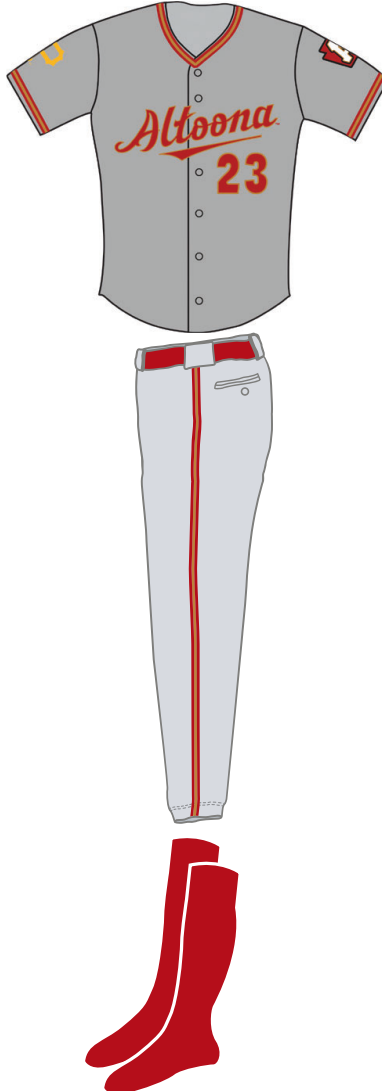
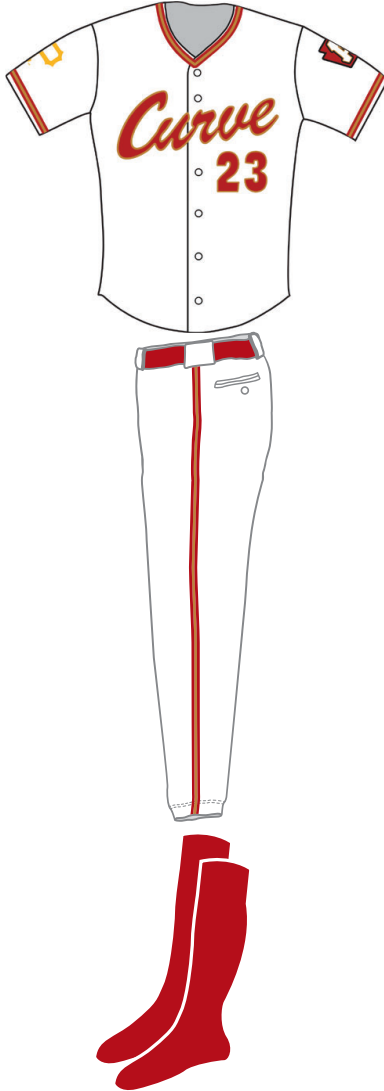
ORGANIZATION



HOME

ROAD

ALTERNATE



LONGEST CURVE HIT STREAKS

GAMES	PLAYER	YEAR (DATES)	AVERAGE DURING
24	Austin Meadows*	2016 (5/23-pres.)	.404 (38-94)
21	Kevin Sefcik	2002 (7/3-7/25)	.405 (32-79)
19	Willy Garcia*	2015 (5/25-pres.)	.370 (30-81)
19	Alex Presley	2010 (4/11-5/5)	.392 (29-74)
18	Nate McLouth	2004 (5/25-6/12)	.370 (27-73)
18	Adam Hyzdu	1999 (7/22-8/7)	.397 (29-73)
17	Tsung-Che Cheng	2023 (7/22-8/9)	.393 (24-61)
17	Matt Fraizer	2023 (8/12-9/6)	.342 (25-73)
17	Kevin Newman	2016 (6/21-7/9)	.418 (26-70)
16	Gorkys Hernandez	2010 (6/27-7/17)	.403 (29-72)
16	Starling Marte	2011 (8/19-9/3)	.394 (28-71)
16	Ke'Bryan Hayes	2018 (7/29-8/15)	.317 (20-63)

UNIFORM HISTORY

ORGANIZATION



ORGANIZATION

PRIMARY LOGOS



1999-2010



2010-pres.

WORDMARK LOGOS



1999-2002



2003-2010



2011-pres.

CAP & ALTERNATE LOGOS



1999-2010



1999-2010



1999-2010



2011-pres.



2011-pres.



2011-pres.



2018-pres.

ALTOONA ALL-STAR GAME LOGOS



2006



2014

ANNIVERSARY LOGOS



2003



2008



2013



2018




2023

BIG COUNTRY'S BIG MONTH

In August 2004, Curve first baseman Brad Eldred went on a tear unlike any other in team history. For the month, he exploded for 14 home runs and 50 RBIs in 27 games while batting .340. Both totals are single-month club records. His 50 RBIs are believed to be a minor league record and were just three short of Major League Baseball's record for most RBIs in a month (53 by Hack Wilson in 1930 and Joe DiMaggio in 1939). Over the course of the month, Eldred clubbed two grand slams and had 10 games of three RBIs or more, including two six-RBI performances. He was Eastern League Player of the Month and he went on to earn Pirates Minor League Player of the Year with 38 total home runs, 137 RBIs, 38 doubles and batted .301 with A-Adv. Lynchburg and Altoona.



2024 ALTOONA CURVE



Anthony Solometo was the first 20-year-old pitcher to reach the Eastern League in 2023, firing the third-most innings by a pitcher age-20 or younger at the Double-A level (50.1). He walked just 6.5% of batters he faced in a Curve uniform.

(Photo: Rob Lynn)



PERSONAL

BIRTHDAY: MAY 13, 1977	SEASONS IN ALTOONA: FIRST SEASON	PLAYING EXPERIENCE: 14 SEASONS (MiLB/MLB)
AGE: 46 (47 on MAY 13)	MANAGING EXPERIENCE: FIFTH SEASON	POSITIONS PLAYED: C, 1B, 3B, LF, RF
BIRTHPLACE: MACON, GA	COACHING EXPERIENCE: 13TH SEASON	
RESIDES: PHOENIX, AZ	APPOINTED TO ALTOONA: JANUARY 22, 2024	

MANAGERIAL/COACHING CAREER

Robby Hammock was named the 15th manager of the Altoona Curve on January 22, 2024 after leading the Greensboro Grasshoppers to a 68-61 season in his first campaign as an instructor in the Pirates minor league system.

Hammock began his coaching career after a 14-year playing career with the Arizona Diamondbacks. Hired as a Hitting Coach for the AZL Diamondbacks in 2012, Hammock spent three seasons working in the complex before earning his first Managerial opportunity with Class-A Advanced Visalia in 2014.



Hammock managed Double-A Mobile in 2015 and 2016 before his hiring as the Quality Control/Catching Coach on the Diamondbacks major league staff. In five seasons under Manager Torey Lovullo, the team finished over .500 three times and reached the National League Division Series in 2017.

After spending the 2022 season as the Bench Coach for Triple-A El Paso in the San Diego Padres organization, he joined the Pirates in 2023 to manage High-A Greensboro. Hammock makes his home in Phoenix, AZ with his wife Melissa and their five children.

PLAYING CAREER

A former major league catcher with the Arizona Diamondbacks, Hammock played 14 seasons of professional baseball. Drafted by the D'Backs in the 23rd round of the 1998 MLB draft, Hammock totaled 182 appearances for the major league club across six seasons (2003-04, 2006-08, and 2011).

He made his Major League debut on April 11, 2003, where he recorded his first hit on the first pitch of his first at-bat, a single off Milwaukee's Wayne Franklin. Hammock's most notable moment as a player came in 2004, when he caught Randy Johnson's perfect game in just his 56th Major League game behind the plate. In his career, Hammock batted .254 with 122 hits, 30 doubles, 12 home runs and 48 RBI.

Hammock played 1,094 career professional games, 417 of which came at Triple-A. He totaled a .279 batting average with 211 doubles, 94 home runs and 551 RBI in his playing career.

HAMMOCK MANAGERIAL RECORD

Year	Team (League/Affiliation)	Record	Pct.	Finish	Playoffs
2014	Visalia (High-A - California League/AZ)	75-65	.536	3rd - WC	5-4
2015	Mobile (Double-A - Southern League/AZ)	70-67	.511	2nd	--
2016	Mobile (Double-A - Southern League/AZ)	65-73	.471	4th	--
2023	Greensboro (High-A - South Atlantic Lg./PIT)	68-61	.527	3rd	--
Totals	4 Seasons	278-266	.511		5-4

CURVE ALL-TIME MANAGERS LIST (15)

Manager	Years	Record	Win %	Manager	Years	Record	Win %
Marty Brown	1999-2000	137-145	.486	Michael Ryan	2017-19	221-197	.529
Dale Sveum	2001-03	213-211	.502	Dave Turgeon	2020	--	--
Tony Beasley	2004-05	161-122	.569	Miguel Perez	2021	58-59	.496
Tim Leiper	2006-08	213-209	.505	Kieran Mattison	2022	71-66	.562
Matt Walbeck	2009-10	144-140	.507	Callix Crabbe	2023	67-68	.496
P.J. Forbes	2011-12	136-147	.481				
Carlos Garcia	2013-14	124-160	.437				
Tom Prince	2015	74-68	.521				
Joey Cora	2016	76-64	.543				

2024 CURVE



FERNANDO NIEVE • PITCHING COACH

BIRTHDAY: JULY 15, 1982	SEASONS IN ALTOONA: FIRST SEASON	PLAYING EXPERIENCE: 17 SEASONS (MiLB/MLB)
AGE: 41 (42 ON JULY 15)	COACHING EXPERIENCE: SIXTH SEASON	
BIRTHPLACE: PUERTO CABELLO, VENEZUELA	APPOINTED TO ALTOONA: JANUARY 22, 2024	POSITIONS PLAYED: RHP
RESIDES: PEARLAND, TX		

Fernando Nieve joins the Curve after two seasons as the Pitching Coach at High-A Greensboro. Nieve is in his sixth season with the Pirates organization, having previously served as the Pitching Coach for the Low-A Southeast League champion Bradenton Marauders in 2021 and for the GCL Pirates in 2019.

Nieve was signed by the Houston Astros as a non-drafted free agent in May of 1999 and pitched professionally for 17 seasons, including 99 Major League games with the Astros and New York Mets. He went 8-11 with a 4.61 ERA in 185.2 innings in his Major League career working both in the rotation and out of the bullpen in four seasons.

Nieve has worked with some of the top pitching prospects in the Pirates system, including Quinn Priester, Luis Ortiz, Jared Jones, Anthony Solometo, Bubba Chandler, and Thomas Harrington. Nieve resides in Pearland, TX with his two children.



BRADY CONLAN • HITTING COACH

BIRTHDAY: AUGUST 21, 1993	SEASONS IN ALTOONA: FIRST SEASON	PLAYING EXPERIENCE: THREE SEASONS (MiLB/ IND)
AGE: 30 (31 ON AUG. 21)	COACHING EXPERIENCE: THIRD SEASON	POSITIONS PLAYED: 1B, 2B, 3B
BIRTHPLACE: NORTHRIDGE, CA	APPOINTED TO ALTOONA: JANUARY 22, 2024	
RESIDES: CHATSWORTH, CA		



Hitting Coach **Brady Conlan** joins the Curve as Hitting Coach after serving as the Integrated Baseball Performance Coach at Triple-A Indianapolis in 2023. The 2024 season is Conlan's third as an instructor in the Pirates organization after serving as the Development Coach for Low-A Bradenton in 2021.

A former infielder, Conlan played at Cal State-Dominguez Hills from 2013-16, hitting .357 with 39 doubles, nine home runs, and 90 RBI in 130 games. He was drafted in the 24th round of the 2016 MLB Draft by the Chicago White Sox and made his professional debut with rookie-level Great Falls in the Pioneer League. After two seasons in the White Sox system, Conlan played one season in the Frontier League with Lake Erie and joined the coaching ranks in 2020 with the LA Dodgers as a coach in the Dominican Republic.



JUSTIN ORTON • INTEGRATED BASEBALL PERFORMANCE COACH

BIRTHDAY: JANUARY 19, 1995	SEASONS IN ALTOONA: FIRST SEASON	PLAYING EXPERIENCE: THREE SEASONS (MiLB/ IND)
AGE: 29	COACHING EXPERIENCE: FIFTH SEASON	POSITIONS PLAYED: 1B, 2B, 3B
BIRTHPLACE: LEAMINGTON, ONTARIO	APPOINTED TO ALTOONA: JANUARY 22, 2024	
RESIDES: VANCOUVER, B.C.		

Integrated Baseball Performance Coach **Justin Orton** begins his fifth season as an instructor in the Pirates minor league system.

A Leamington, Ontario, Canada native, Orton spent the last two seasons as the Integrated Baseball Performance Coach at High-A Greensboro. Orton began his coaching career as a Development Coach in the Dominican Republic in 2020 and served as a Hitting Coach in the D.R. for the 2021 season. A former infielder for the University of British Columbia from 2014-18, Orton now resides in Vancouver, British Columbia.



TAYLOR DAVIS • CATCHING/GAME PLANNING COACH

BIRTHDAY:
NOVEMBER 28, 1989
AGE:
34 (TURNS 35 ON NOV. 28)
BIRTHPLACE:
TAMPA, FL
RESIDES:
SELLERSBURG, IN

SEASONS IN ALTOONA:
FIRST SEASON
COACHING EXPERIENCE:
FIRST SEASON
APPOINTED TO ALTOONA:
JANUARY 22, 2024

PLAYING EXPERIENCE:
THREE SEASONS
(MLB/MiLB)
POSITIONS PLAYED:
C/1B/3B/RHP

2024 CURVE



Catching Coach **Taylor Davis** begins his first season coaching in the Pirates minor league system after an 11-season career behind the plate. Davis played in 22 major league games with the Chicago Cubs and Pirates across the 2017-19 and 2021 seasons.

A Tampa, Florida native, Davis attended Jupiter Community High School and Morehead State University before signing with the Cubs in 2011. Davis made his major league debut with the Cubs on September 8, 2017, against the Milwaukee Brewers and picked up his first major league hit on September 14 off Mets right-hander Seth Lugo. Davis spent the majority of the 2021 season and the 2022 campaign as a catcher with Triple-A Indianapolis where he played 40 games in each season. Davis went 2-for-5 in two games for the Pirates in the final week of the 2021 season. In his minor league career, Davis played 723 games and combined to bat .275 with 37 home runs and 322 runs batted in. Davis, 34, resides in Sellersburg, Indiana with his wife Amberleigh and their children, Brook and EmmaLeigh.



GARY GREEN • BENCH COACH

BIRTHDAY:
JANUARY 14, 1962
AGE:
62
BIRTHPLACE:
PITTSBURGH, PA
RESIDES:
ARLINGTON, TX

SEASONS IN ALTOONA:
THIRD SEASON
COACHING EXPERIENCE:
19TH SEASON
APPOINTED TO ALTOONA:
DECEMBER 21, 2022

PLAYING EXPERIENCE:
TEN SEASONS
(MLB/MiLB/IND)
POSITIONS PLAYED:
INF



Gary Green returns as Bench Coach for the 2024 season after holding the same role in 2022 with Indianapolis. Green spent the 2021 season with the Curve as Bench Coach and begins his 19th season as a minor league instructor for the Pirates. He previously served as the Minor League Infield Coordinator/Roving Infield Instructor for the Pirates from 2011-2021.

Green earned extensive managerial experience in the Pirates and Detroit Tigers organizations, amassing a 588-713 record (.488) across 11 seasons. Green's most recent managerial experience came in a four-year run in the South Atlantic League with West Virginia (2009-10) and Hickory (2007-2008). His managerial stops include one season in Lynchburg (2006), three seasons with Lakeland (2002-2004), two seasons with Oneonta (2000-2001), and one season in the Gulf Coast League with the GCL Tigers (1999).

A former major league infielder for parts of five seasons, Green's professional career on the diamond began after the San Diego Padres selected him 27th overall in the 1984 Amateur Draft. Prior to starting his professional career, Green was the starting shortstop for Team USA in the 1984 Olympic Games. Green went on to spend five seasons in the Padres organization, making his major league debut in September of 1986, two years in the Texas Rangers system and concluded his playing career after four seasons in the Cincinnati Reds organization. Green batted .222 with nine doubles and 11 RBI in 106 major league games with the Padres, Rangers and Reds.

A Pittsburgh native, Green played four years of baseball at Oklahoma State. His father, Fred, pitched for the Pirates for parts of four seasons (1959-64) and was a member of the 1960 World Champion Pirates.

UNI-CYCLE

Andrew Lambo pedaled his way into the Curve record books on April 9, 2013 when he completed the first and only cycle in franchise history. On a Tuesday night in Akron, Lambo collected a single, double, triple and home run in order for a "natural cycle" by the fifth inning. He connected on an RBI single in the first, doubled in the third, tripled home another run in the fourth and led off the fifth inning with a solo homer.



VICTOR SILVA • ATHLETIC TRAINER

BIRTHDAY:
NOVEMBER 21, 1990
AGE:
33
BIRTHPLACE:
LAWRENCE, MA
RESIDES:
DRACUT, MA

SEASONS IN ALTOONA:
THIRD SEASON
COACHING EXPERIENCE:
SIXTH SEASON
APPOINTED TO ALTOONA:
JANUARY 12, 2022

Victor Silva returns for a third season in Altoona in 2024, his seventh season as a member of the Pirates organization. Silva spent the 2021 season as the Athletic Trainer with High-A Greensboro and spent the 2020 season as a COVID-19 screener in Pittsburgh. He previously spent two seasons with the DSL Pirates in 2018 and 2019.

In addition to his work with the Pirates, Silva gained extensive experience practicing Sports Medicine in the collegiate ranks with St. Bonaventure (2017-19), and Binghamton (NY) University (2016-17). Born in Lawrence, Massachusetts, Silva earned his Bachelor of Science degree in Movement Science with a concentration in Athletic Training from West Field State University in May of 2013 and his Master of Science Degree in Athletic Training from Texas State University.



GLENN NUTTING • STRENGTH & CONDITIONING COACH

BIRTHDAY:
NOVEMBER 27, 1992
AGE:
31
BIRTHPLACE:
LIVONIA, MI
RESIDES:
MISSION VIEJO, CA

SEASONS IN ALTOONA:
FIRST SEASON
COACHING EXPERIENCE:
SIXTH SEASON
APPOINTED TO ALTOONA:
DECEMBER 21, 2022

Glenn Nutting returns to the Curve as Strength & Conditioning Coach after serving in the same role in 2023. Nutting held the same role with Greensboro in 2022.

Nutting, a native of Livonia, Michigan now resides in Mission Viejo, California, has worked as a Strength and Conditioning Coach in the organization since 2018 where he spent two years in the Dominican Summer League, one season in Pittsburgh (2020) and one season at the team's Pirate City Complex in Bradenton and in the Dominican Republic (2021).

Nutting earned a bachelor's degree in Human Physiology from the University of Oregon in 2013 and a master's degree in Sports Training and Nutrition from Universidad Eurpoea in Madrid, Spain.

PITTSBURGH PIRATES MINOR LEAGUE CHAMPIONSHIPS

YEAR	TEAM	CLASS	LEAGUE	YEAR	TEAM	CLASS	LEAGUE
1930	Wichita Aviators	A	Western League	1961	Asheville Tourists	A	South Atlantic League
1932	Tulsa Oilers	A	Western League		Hobbs Pirates	D	Sophomore League
1936	Scranton Miners	A	New York-Penn League	1962	Kinston Eagles	B	Carolina League
	Jeannette Jays	D	Pennsylvania State Association	1965	Salem Rebels	RK.	Appalachian League
1937	Savannah Indians	B	South Atlantic League	1969	York Pirates	AA	Eastern League
1938	Portsmouth Pirates	C	Middle Atlantic League	1970	Waterbury Pirates	AA	Eastern League
	Carthage Pirates	D	Arkansas-Missouri League	1972	Salem Pirates	A	Carolina League
1939	Carthage Pirates	D	Arkansas-Missouri League		Niagara Falls Pirates	A-	New York-Penn League
1940	Ft. Lauderdale Tarpons	D	Florida East Coast League	1974	Thetford Mines Pirates	AA	Eastern League
1941	Harrisburg Senators	B	Interstate League		Salem Pirates	A	Carolina League
1945	Albany Senators	A	Eastern League	1982	Alexandria Dukes	A	Carolina League
1946	Anniston Rams	B	Southeast League	1987	Harrisburg Senators	AA	Eastern League
	Tallassee Indians	D	Georgia-Alabama League		Salem Buccaneers	A	Carolina League
1948	Santa Rosa Pirates	D	Far West League	1990	DSL Pirates	F-Rk.	Dominican Summer League
1949	Indianapolis Indians	AAA	American Association	1995	Carolina Mudcats	AA	Southern League
	Waco Pirates	B	Big State League		Augusta GreenJackets	A	South Atlantic League
	Davenport Pirates	B	Illinois-Indiana-Iowa League	1997	Lynchburg Hillcats	A+	Carolina League
1950	Modesto Reds	C	California League	2001	Williamsport Crosscutters	A-	New York-Penn League
	Hutchinson Elks	C	Western Association	2002	Lynchburg Hillcats	A+	Carolina League
	Tallahassee Pirates	D	Georgia-Florida League		Hickory Crawdads	A	South Atlantic League
	Mayfield Clothiers	D	Kentucky-Illinois-Tennessee League	2003	Williamsport Crosscutters	A-	New York-Penn League
1952	Denver Bears	A	Western League		San Pedro Pirates	F-Rk.	Dominican Summer League
1953	Hutchinson Elks	C	Western Association	2004	Hickory Crawdads	A	South Atlantic League
1954	Waco Pirates	B	Big State League	2008	VSL Pirates	F-Rk.	Venezuelan Summer League
	Brunswick Pirates	D	Georgia-Florida League	2009	Lynchburg Hillcats	A+	Carolina League
1955	Brunswick Pirates	D	Georgia-Florida League	2010	Altoona Curve	AA	Eastern League
1956	Lincoln Chiefs	A	Western League		VSL Pirates	F-Rk.	Venezuelan Summer League
1957	Lincoln Chiefs	A	Western League	2012	GCL Pirates	RK.	Gulf Coast League
1958	Douglas Copper Kings	C	Arizona-Mexico League		DSL Pirates 1	F-Rk.	Dominican Summer League
1959	Salt Lake City Bees	AAA	Pacific Coast League	2015	West Virginia Black Bears	A-	New York-Penn League
	Columbus/Gastonia Pirates	A	South Atlantic League	2016	Bradenton Marauders	A+	Florida State League
	Wilson Tobs	B	Carolina League	2017	Altoona Curve	AA	Eastern League
1960	Savannah Pirates	A	South Atlantic League	2021	Bradenton Marauders	A	Low-A Southeast League
1960	Hobbs Pirates	D	Sophomore League				



PERSONAL

HEIGHT/WEIGHT: 5-7/160
BIRTHPLACE: Barranquilla, Columbia
BORN: January 12, 2000
ACQUIRED: Non-Drafted Free Agent (2016)
BATS/THROWS: Right/Right
RESIDES: Barranquilla, Colombia
AGE: 24
SCHOOL: N/A

CAREER HIGHS

HITS: 4 - 8/17/19 (BRS @ PRN)
RUNS: 3 - 8/1/18 (PIR @ PHW)
HOME RUNS: 1, 13x, last - 7/14/23 (GBO @ BRK)
RBI: 4, 2x, last - 8/16/22 (GBO @ ROM)
STOLEN BASES: 3 - 6/29/17 (DSL PIR vs. DSL COOP)
HITTING STREAK: 10 games - 7/18 - 7/31/19

AWARDS & HONORS

2019 Appalachian League Post-Season All-Star
 2023 Caribbean Series All-Star

CAREER HIGHLIGHTS

CAREER TRANSACTIONS: Signed by the Pittsburgh Pirates as a Non-Drafted Free Agent on July 2, 2016... Granted free agency on September 30, 2023 and re-signed with the Pirates on December 21, 2023...

CURVE CUTS: Francisco Fernando Acuna... Signed with the Pirates for a bonus of \$70,000... Played winter ball in Colombia at age 16 before making his professional debut with the DSL Pirates in 2017... Played in the fall instructional league in 2017 and came stateside for the 2018 campaign where he backed up Ji-Hwan Bae at shortstop for the GCL Pirates...

2023: Split the season between Low-A Bradenton, High-A Greensboro and Triple-A Indianapolis, totaling 55 games... Made his season debut in early-June with Low-A Bradenton after completing his 80-game suspension for violating the Minor League Drug Prevention and Treatment Program... Was promoted to High-A Greensboro on July 5 and picked up three hits in his first game back with the Grasshoppers... Batted .321 with 8 2B, 1 HR and 8 RBI in 14 games with the 'Hoppers in the month of July... Made two appearances with Triple-A Indianapolis in early-August going 2-for-7 with a 2B... Returned to High-A Greensboro and picked up a hit in four straight games... Picked up a hit in 10-of-12 games to finish the season with Greensboro...

2022: Spent the entire season with High-A Greensboro... Turned in the best season of his young career with career-highs in hits (54) and home runs (6)... Began the season in a part-time role, appearing in just 6 April games and two games in early-May before hitting the 7-Day IL... Was activated from the IL on May 17... Received more regular playing time beginning on June 3 and picked up a hit in 9-of-10 games with 2 2B, and 3 RBI... Finished the month of June with a .286 average, 3 2B and 5 RBI in 15 games during the calendar month... Raised his season OBP total from .322 to .354 in the month of July by reaching base safely in 40% of his plate appearances during the month... Also went 4-for-5 stealing bases... Picked up at least one hit 14-of-18 games in the month of August including 5 multi-hit games, batted .306/.377/.548 with 6 2B, 3 HR and 10 RBI... Drove in a career-high 4 runs on August 16 at Rome... Was placed on the restricted list on August 26 after testing positive for gw501516, a performance-enhancing substance in violation of the Minor League Drug Prevention and Treatment Program... The 80-game suspension will carry into June of 2023... After the season played 49 games in the Colombian Winter League where he hit .234/.377/.398 with 7 2B, 1 3B, 4 HR, 15 RBI and 4-5 SB... Also made 9 appearances with his native Colombia in the Caribbean Series and was named an All-Star after he batted .353/.450/.441 with 3 2B and 4 RBI...

2021: Split the season between Low-A Bradenton and High-A Greensboro... Began the season with the Grasshoppers and bounced around the infield, appearing at SS, 2B and 3B... Batted just .160 in 31 games to begin the season... Was transferred to Low-A Bradenton where he worked in a part-time role for the rest of the season... Played 17 games in the month of August and batted .244 with 4 2B, and 9 BB... Aided the Marauders to a Low-A Southeast League Championship... After the season played 24 games with Gigantes del Cibao of the Dominican Winter League where he went 11-for-61 with 2 2B, 4 RBI and drew 3 BB...

2020: Did not play due to the COVID-19 pandemic... Made 3 appearances with his native Colombia in the Caribbean Series and went 0-for-7 with 3 walks and 2 runs scored...

2019: Spent the entire season with Rookie-level Bristol... Was named an Appalachian League All-Star after the season... Finished the season 8th in the league in batting average (.293)... Bounced around the diamond early in the season, but eventually settled in as the team's everyday shortstop... Knocked a career-best 20 doubles which was tied for 1st among Appalachian League players... Had a scorching month of July in which he batted .360/.395/.520 with 9 2B, 1 HR, and 13 RBI... Picked up a career-high 4 hits on August 17 at Princeton and drove in 3 runs... After the season played in 5 games for his native Colombia in the Caribbean Series and went 3-for-18...

2018: Spent the season with the GCL Pirates... Overcame a slow start to the season where he was held without a hit in his first 7 games of the year, went on to bat an even .250 in 14 July games and .318 in 14 games in August... Picked up 6 multi-hit games in August including 4 consecutive games from August 20-24...

2017: Made his professional debut with the DSL Pirates... Finished the season 3rd in the DSL in walks (53)...

CAREER STATISTICS

YR	CLUB	AVG	G	AB	R	H	2B	3B	HR	RBI	BB	SO	SB	OBP	SLG
17	DSL Pirates (Rk.)	.201	58	189	40	38	5	3	2	22	53	41	19	.386	.291
18	GCL Pirates (Rk.)	.230	36	113	22	26	6	0	0	9	10	23	1	.310	.283
19	Bristol (Rk.)	.293	53	181	31	53	20	1	1	30	13	34	9	.362	.431
21	Bradenton (A)	.208	39	101	22	21	7	0	1	9	20	27	0	.382	.307
	Greensboro (A+)	.160	31	100	13	16	5	0	2	9	14	30	6	.282	.270
	2021 Totals (A/A+)	.184	70	201	35	37	12	0	3	18	34	57	6	.335	.289
22	Greensboro (A+)	.271	63	199	34	54	18	0	6	24	20	52	7	.361	.452
23	Bradenton (A)	.179	17	39	3	7	0	0	0	2	7	9	1	.313	.179
	Greensboro (A+)	.277	33	119	15	33	13	0	1	13	10	22	5	.363	.412
	Indianapolis (AAA)	.286	2	7	0	2	1	0	0	0	0	0	0	.286	.429
	2023 Totals (A/A+/AAA)	.255	52	165	18	42	14	0	1	15	17	31	6	.347	.358
	MILB Totals (6 seasons)	.239	332	1048	180	250	75	4	13	118	147	238	48	.354	.355

2024 CURVE



PERSONAL

HEIGHT/WEIGHT: 5-10/175
BIRTHPLACE: Chula Vista, California
BORN: March 29, 1997
ACQUIRED: 22nd Round (2019)

BATS/THROWS: Right/Right
RESIDES: San Diego, California
AGE: 27
SCHOOL: Washington State

CAREER HIGHS

HITS: 4 - 7/1/21 (GBO @ BG)
RUNS: 3 - 8/24/19 (GCL PIR @ GCL BAL)
HOME RUNS: 2 - 2x, 5/25/23 (ALT vs HFD)

RBI: 6 - 5/25/23 (ALT vs HFD)
STOLEN BASES: 2, 5x, last - 7/14/22 (ALT vs RIC)
HITTING STREAK: 11 games - 8/15 - 9/9/21

CAREER HIGHLIGHTS

CAREER TRANSACTIONS: Drafted by the Pittsburgh Pirates in the 22nd round (664th overall) of the 2019 First-Year Player Draft out of Washington State University... Signed on June 13, 2019

CURVE CUTS: Attended San Ysidro HS in San Diego... Cousin Andres Enriques played baseball at San Diego State from 2009-13... Has two younger sisters, Ivanna and Miranda... Appeared for the Mexican National Team in the 2007 Pan-American Games in Venezuela... Earned his bachelor's degree in Social Sciences in 2019...

2023: Spent the entire season with Altoona, and finished season ranked second on the team in games played (96) and sixth in walks (30)... Smacked his first HR of the season, a 3-run shot, on 4/12 at Erie... Drove in a career-high 6 runs on 5/25 vs. Hartford with his 2nd career 2-homer game... Placed on 7-Day IL on 7/2 (right thumb fracture), activated on 8/10... Knocked his first HR post-IL visit on 8/17 @ BOW... 8G On-Base (8/17 - 8/26): .321/.429/.536 with 3 2B, 1 HR, 5 RBI, 4 BB, 7 K, 1-2 SB...

2022: Earned Altoona's Unsung Hero Award at the end of the season... Led the Eastern League and Pirates Minor Leaguers with 64 walks... Recorded the first 20/20 season in franchise history with 20 HR and 21 SB... Was one of two players in Pittsburgh's system to record a 20/20 season (Matt Gorski)... Was one of four players in Pittsburgh's minor league system to hit 20 home runs (Aaron Shackelford, Endy Rodriguez and Matt Gorski)... Finished the season 10th in the organization with 21 stolen bases... Homered in each of his first two games with the Curve on 4/10 vs. HBG and 4/14 @ RIC... Set a career-high with three walks on 4/15 @ RIC... Hit a walk-off 1B on 4/24 vs. NH to secure a series win... Had an 8G On-Base Streak (4/22 - 5/5): .286/.400/.500 with 3 2B, 1 HR, 4 RBI, 6 BB and 2-2 SB... Homered in 3 straight games from 5/15-18... Made his first career start in the outfield on 5/19 vs. RIC... Drew 3 walks in a game 4 times during the season (4/15, 5/19, 6/23 and 6/26)... Had a nine game hit streak from 5/11 to 5/24 in which he batted: .419 / .486/1.000: 1 2B, 1 3B, 5 HR, 7 RBI, 3-3 SB... Set a new career-high with 5 RBI as part of a 3-for-5 day that included a go-ahead 3R HR in the 8th on 6/2 vs. BOW... Became the first Curve player to hit 10 HR on 6/11 at Reading... 20G On-Base Streak (6/29 - 7/24): .214/.368/.429 with 3 2B, 4 HR, 9 RBI, 16 BB, 5-5 SB, streak is the longest by a Curve batter this season and was the longest active streak in EL when it ended... Recorded his 1st career multi-HR game on 8/2 vs AKR... Became the first player in franchise history with 20 HR and 20 SB in a sin-

gle-season with his 2R HR on 9/4 vs AKR... After the season played 43 games with Caimanes de Barranquilla of the Colombian Winter League where he batted .354/.428/.582 with 11 doubles, 2 triples, seven home runs and drove in 37 runs... Was teammates with fellow Pirates farmhand Adrian Florencio...

2021: Began the season on the 7-Day IL with Greensboro before being transferred to Extended Spring Training... Saw his first game action with the Grasshoppers in July, going 4-for-5 with 2 RBI in his season debut at Bowling Green... Batted .209 with one home run in his first 50 plate appearances of the season... Batted .333 with a .951 OPS in the month of August, including a 1.137 OPS in home games at First National Bank Field... Picked up four multi-hit games in 12 appearances during the month of August... Had an 11-game hit streak from August 15-September 9 in which he batted .404 with six doubles and four home runs and drove in 10... Finished the regular season batting .281 in 14 September games with four home runs and four doubles... Also made three appearances in mop-up duty on the mound allowing nine runs in 3.1 innings pitched (18.90 ERA)... Batted .278 (5-for-18) with one home run and two runs batted in in the High-A East Championship series against Bowling Green... After the season, played 11 games with Carolina in the Puerto Rican Winter League where he batted .231 with one triple... Was teammates with several Pirates minor leaguers with Gigantes de Carolina, including OF Bligh Madris, INF Ethan Paul, RHP Oliver Garcia and LHP Oddy Nunez...

2020: Did not play as a result of COVID-19 pandemic...

2019: Split the season between the GCL and High-A Greensboro, batting .226 in 43 total games... Joined the GCL Pirates and made 38 appearances at 3B, SS and 2B... Filled in for five games late in the season with High-A Greensboro where he went 2-for-14 with two walks and four strikeouts...

COLLEGE: Two-time All-Pac-12 Conference selection, played 156 career games for the Cougars, starting each game at shortstop... Batted .286 with 42 doubles, two home runs and stole 16 bases in his career... As a Senior finished third in the Pac-12 with 131 assists and turned 24 double plays, also led the league with 16 sacrifice bunts... Batted .289 as a Senior with a team-best 13 doubles... Played one season with Trinidad State Junior College where he earned all-region first-team honors as a freshman and batted .395 with 23 doubles...

CAREER STATISTICS

YR	CLUB	AVG	G	AB	R	H	2B	3B	HR	RBI	BB	SO	SB	OBP	SLG
19	Greensboro (A+)	.143	5	14	2	2	0	0	0	0	2	4	0	.250	.143
	GCL Pirates (Rk.)	.235	38	132	15	31	5	2	1	21	15	29	3	.336	.326
	2019 Totals (A+/Rk.)	.226	43	146	17	33	5	2	1	21	17	33	3	.327	.308
21	Greensboro (A+)	.288	39	139	29	40	9	0	6	20	17	38	10	.367	.482
22	Altoona (AA)	.220	110	368	53	81	13	2	20	50	64	123	21	.339	.429
23	Altoona (AA)	.215	96	339	43	73	18	1	8	35	30	98	4	.285	.345
MiLB Totals (3 seasons)		.229	289	992	142	227	45	5	35	126	128	292	38	.323	.390



PERSONAL

HEIGHT/WEIGHT: 6-5/209
BIRTHPLACE: Austin, Texas
BORN: October 5, 1999
ACQUIRED: 2nd Round (2018)

BATS/THROWS: Left/Right
RESIDES: Robinson, TX
AGE: 23 (Turns 24 on October 5)
SCHOOL: Robinson (TX) High School

CAREER HIGHS

IP (START): 6.0, 2x, last - 7/30/19 (WV vs. SI)
IP (RELIEF): N/A
RUNS ALLOWED: 6-7/2/19 (WV@AUB)

STRIKEOUTS: 7, 5/20/21 (GBO @ HIC)
WALKS: 3, 7x, last - 7/14/21 (GBO @ ROM)
MOST HITS: 6, 4x, last - 7/21/21(GBO @ GVL)

PROSPECT RANKINGS

- 2019 *Baseball America* No. 14 / *MLB.com* No. 14 Pirates Prospect
- 2020 *Baseball America* No. 12 / *MLB.com* No. 14 Pirates Prospect
- 2021 *Baseball America* No. 22 / *MLB.com* No. 22 Pirates Prospect
- 2023 *MLB.com* Postseason No. 12 Pirates Prospect
- 2024 *Baseball America* No. 10 / *MLB.com* No 7 Pirates Prospect

CAREER HIGHLIGHTS

CAREER TRANSACTIONS: Drafted by the Pittsburgh Pirates in the 2nd round (51st overall) of the 2018 First-Year Player Draft out of Robinson High School in Waco, Texas... Signed on June 22, 2018

CURVE CUTS: Braxton Blake Ashcraft... Signed with the Pirates for a bonus of \$1,825,000... Was committed to play collegiately at Baylor... Was a 2018 Rawlings-Perfect Game second-team All-American and a first-team all-region selection in Texas... Was also 2017 Underclass High Honorable Mention... Was ranked as the 58th best prospect in the draft by *Baseball America*... Attended Robinson HS in Waco, TX... Went 11-1 with 103 strikeouts in 70.1 innings as a senior in 2018 while also hitting .391 with three home runs and 26 RBI... Had 34 touchdown catches as a sophomore in high school and 37 touchdown receptions with 104 catches and 2,090 yards as a junior... Played through his junior season of high school football with a seperated left shoulder... Tossed a perfect game for the Under Armour All-American team at Wrigley Field in the summer of 2017... Credits 2021 Greensboro Pitching Coach Matt Ford and former Altoona Curve pitcher and current Pirates Minor League Throwing Coordinator Vic Black as some of the coaches who have impacted his career the most... Enjoys hunting and fishing in his free time... Grew up a Texas Rangers fan but cites Stephen Strasburg as his favorite player...

2024: Added to the Pirates 40-Man Roster prior to the season... Named to the Pirates Spring Breakout Game Roster, where he earned the win, throwing 1.0 innings, allowing one run with two walks and two strikeouts...

2023: Went a combined 0-3 with a 2.39 ERA (52.2 IP/14 ER), 63 strikeouts, 11 walks, .231 batting average against and 1.08 WHIP between Bradenton, Greensboro, and Altoona... Finished the season T-10th among PIT MiLB with 19 starts... Also ranked 7th among PIT MiLB in K/9 (min. 50.0 IP) with a 10.77 mark, 1st in BB/9 (1.88), 2nd in K/BB% (24.4%) and 2nd in WHIP (1.08)... Finished with the 14th-best strikeout-to-walk ratio (5.73) in all of MiLB out

of 1,362 pitchers who threw at least 50.0 IP... Began the season with Bradenton on a minor league rehab assignment and was activated to Greensboro's roster on 4/21... Spent one week on the Development List in mid-May to manage his innings... Transferred to Altoona on 6/20 and made his Double-A debut on 6/21 against Bowie in the first of a doubleheader... Retired all 9 batters faced on 7/23 vs. Reading... Allowed his first earned runs on 7/29 at Harrisburg (11.0 IP)... Tossed 3.0 scoreless innings in his last outing on 8/10 before being placed on the development list for the remainder of the season on 8/11...

2022: Did not pitch... Recovering from Tommy John surgery...

2021: Opened the season with High-A Greensboro... Went 1-1 with a 5.35 ERA in 10 starts... Threw two scoreless outings throughout the season, both lasting 3.0 innings... Recorded a 1.65 ERA in his 4 May starts, picking up 17 strikeouts in 16.1 IP and allowed just three runs (all solo HR)... Struck out a career-high seven batters on 5/20 at Hickory... Was placed on the 60-Day IL on July 27... Underwent Tommy John surgery and missed the remainder of the season...

2020: Did not play as a result of the COVID-19 pandemic

2019: Spent the season with Class-A West Virginia... Set a career-high with 11 appearances, going 1-9 with a 5.77 ERA in 38.2 innings... Went at least 4.0 innings in all but one start... Allowed two or more runs in every start... Allowed a career-high six runs on 7/2 at Auburn... Struck out season-high six batters on 7/23 vs. Batavia...

2018: Made five appearances with the GCL Pirates after signing with the team in June... Made professional debut on 7/31, allowing two runs on two hits in 2.0 innings vs. GCL Yankees... Struck out a season-high four batters on 8/20 at GCL Phillies... Topped out at 5.0 innings in his final start of the season vs. GCL Tigers, allowing two runs on four hits...

CAREER STATISTICS

YR	CLUB	W-L	ERA	G	GS	CG	SHO	SV	IP	H	R	ER	HR	BB	SO
18	GCL Pirates (Rk.)	0-1	4.58	5	5	0	0	0	17.2	16	9	9	2	5	12
19	West Virginia (A)	1-9	5.77	11	11	0	0	0	53.0	49	40	34	4	22	39
21	Greensboro (A+)	1-1	5.35	10	10	0	0	0	38.2	35	23	23	8	12	41
22									--DID NOT PLAY - INJURED--						
23	Bradenton (A)	0-0	0.00	2	2	0	0	0	6.1	3	0	0	0	1	11
	Greensboro (A+)	0-2	3.76	9	9	0	0	0	26.1	29	12	11	4	5	29
	Altoona (AA)	0-1	1.35	8	8	0	0	0	20.0	14	6	3	0	5	23
	<i>2023 Totals (A/A+/AA)</i>	<i>0-3</i>	<i>2.39</i>	<i>19</i>	<i>19</i>	<i>0</i>	<i>0</i>	<i>0</i>	<i>52.2</i>	<i>46</i>	<i>18</i>	<i>14</i>	<i>4</i>	<i>11</i>	<i>63</i>
	MiLB Totals (4 seasons)	2-14	4.44	45	45	0	0	0	162.0	146	90	80	18	50	155

2024 CURVE



PERSONAL

HEIGHT/WEIGHT: 6-3/225
BIRTHPLACE: Maryville, Illinois
BORN: September 18, 1996
ACQUIRED: Rule V Draft - ARI (2023)

BATS/THROWS: Left/Right
RESIDES: Suwanee, Georgia
AGE: 27 (Turns 28 on September 18)
SCHOOL: Clemson University

CAREER HIGHS

HITS: 5 - 7/4/19 (CC vs. MID)
RUNS: 4, 3x, last - 9/2/21 (RNO vs. TAC)
HOME RUNS: 3 - 9/1/23 (AMA vs. MID)

RBI: 5 - 8/23/18 (BC @ CAR)
STOLEN BASES: 1 - 7/7/18 (QC vs. BUR)
HITTING STREAK: 15 games, 7/13 - 7/29/18

AWARDS & HONORS

Carolina League Mid-Season All-Star - 2019 (Fayetteville)
 Texas League Player of the Month - July, 2019 (Jackson)
 Baseball America Minor League All-Star - 2019
 Arizona Fall League Rising Star - 2019
 MiLB Organizational All-Star - 2021 (Arizona)

PROSPECT RANKINGS

2019 Baseball America No. 9 / MLB.com No. 10 Houston prospect
 2019 Baseball America "Best Strike-Zone Discipline" Houston system
 2020 Baseball America No. 12 / MLB.com No. 14 Arizona prospect
 2021 Baseball America No. 14 / MLB.com No. 14 Arizona prospect
 2022 Baseball America No. 21 / MLB.com No. 12 Arizona prospect

CAREER HIGHLIGHTS

CAREER TRANSACTIONS: Drafted by the Houston Astros in the 1st round (28th overall) of the 2018 First-Year Player Draft out of Clemson University... Signed on June 13, 2018... Traded by the Houston Astros to the Arizona Diamondbacks along with RHP Corbin Martin, RHP J.B. Bukauskas, and INF Josh Rojas on July 31, 2019 in exchange for RHP Zack Greinke... Was Designated for Assignment by the Diamondbacks on May 3, 2023 and outrighted to the minors on May 9... Selected by the Pittsburgh Pirates in the second round of the Minor League phase of the 2023 Rule V Draft...

2021: Led all of MiLB in hit by pitches (30) and tied for the overall Triple-A lead with 49 extra base hits at the time of his promotion to the big leagues... Suffered a season-ending dislocated left shoulder injury on 9/14 against Los Angeles (NL); underwent surgery on 9/23...

CURVE CUTS: Seth Michael Beer... Is a 2015 graduate from Lambert (GA) High School, where he led the Longhorns to a 36-2 record and a national title as a sophomore after hitting .589 with 10 home runs... Graduated high school a semester early and enrolled at Clemson University in January of 2016, where he spent three seasons with the Tigers (2016-18)... Set national records in the 50m and 100m backstroke in the 11-12 age group before walking away from his Olympic swimming dream to focus on baseball at 13... According to The Athletic, Beer's 100m backstroke record (1:01:35) set in 2009 was less than 4 seconds off the qualifying time for Team USA's Olympic trials 3 years later in 2012... Beer's record was broken by Ryan Murphy, who went on to win 3 gold medals and break a world record in the same event at the 2016 Olympic Games in Brazil... Was offered numerous scholarships to play baseball and swim... Chose to go to Clemson University, which had recently cut swimming from their athletic portfolio, so that he could devote all of his attention toward baseball...

COLLEGE: Became the first freshman to win the Dick Howser Trophy, which is awarded annually to the best college baseball player, after hitting .369 with 18 home runs and 70 RBI in 2016... Pirates 2023 No. 1 draft selection Paul Skenes won the Dick Howser Trophy in 2023... Beer was also named the National Freshman of the Year by Baseball America and a Golden Spikes Award finalist in 2016... Became the third Clemson Tiger to win the Dick Howser Trophy, joining former Pittsburgh Pirates No. 1 overall draft pick and Altoona Curve alum Kris Benson (1996) and former San Diego Padres first round draft pick Khalil Greene (2002)...

2023: Split the season between Triple-A Reno and Double-A Amarillo in the Diamondbacks system... Began the season with Reno and batted .200/.266/.314 in 19 games with 2 2B, 2 HR and 12 RBI... Transferred to Double-A Amarillo on April 30 and batted .290/.387/.482 with 20 2B, 13 HR, 54 RBI in 83 games... Hit a career-high 3 home runs on 9/1 against Midland...



2022: Was a member of Arizona's Opening Day roster... Hit a walk off home run on Opening Day on 4.7 vs. San Diego, which was also "National Beer Day"... Became just the second rookie in MLB history to hit a walkoff homer on Opening Day along with Colorado's Clint Barmes vs. San Diego in 2005...

CAREER STATISTICS

YR	CLUB	AVG	G	AB	R	H	2B	3B	HR	RBI	BB	SO	SB	OBP	SLG
18	Tri-City (A-)	.293	11	41	9	12	3	0	4	7	6	10	0	.431	.659
	Quad Cities (A)	.348	29	112	15	39	7	0	3	16	15	17	1	.443	.491
	Bules Creek (A+)	.262	27	107	15	28	4	0	5	19	4	22	0	.307	.439
	2018 Totals (A-/A/A+)	.304	67	260	39	79	14	0	12	42	25	49	1	.389	.496
19	Fayetteville (A+)	.328	35	128	24	42	8	0	9	34	14	30	0	.414	.602
	Corpus Christi (AA)	.299	63	234	40	70	9	0	16	52	24	58	0	.407	.543
	Jackson (AA)	.205	24	88	8	18	7	0	1	17	8	25	0	.297	.318
	2019 Totals (A+/AA)	.289	122	450	72	130	24	0	26	103	46	113	0	.388	.516
21	Reno (AAA)	.287	100	362	73	104	33	0	16	59	39	76	0	.398	.511
	Arizona (MLB)	.444	5	9	4	4	1	0	1	3	1	3	0	.500	.889
	Reno (AAA)	.242	90	331	56	80	20	1	14	62	44	68	0	.361	.435
22	Arizona (MLB)	.189	38	111	4	21	3	0	1	9	11	31	0	.278	.243
	Amarillo (AA)	.290	83	307	58	89	20	0	13	54	34	81	0	.387	.482
	Reno (AAA)	.200	19	70	5	14	2	0	2	12	6	23	0	.266	.314
	2023 Totals (AA/AAA)	.273	102	377	63	103	22	0	15	66	40	104	0	.365	.451
MiLB Totals (5 seasons)		.279	481	1780	303	496	113	1	83	332	194	410	1	.380	.483
MLB Totals (2 seasons)		.208	43	120	8	25	4	0	2	12	12	34	0	.294	.292

2024 CURVE



PERSONAL

HEIGHT/WEIGHT: 6-2/167
 BIRTHPLACE: Brisbane, Australia
 BORN: June 21, 2001
 ACQUIRED: Int'l Free Agent (2019)

BATS/THROWS: Right/Right
 RESIDES:
 AGE: 22 (Turns 23 on June 21)
 SCHOOL:

CAREER HIGHS

IP (START): 3.0, 7/1/21 (FCL Pirates vs FCL Red Sox)
 IP (RELIEF): 2.0, 2x, last 8/23/23 (BRD @ JUP)
 RUNS ALLOWED: 2, 2x, last -6/22/23 (BRD @ LAK)

STRIKEOUTS: 4, 3x, last 9/7/23 (BRD @ FTM)
 WALKS: 2, 4x, last 9/7/23 (BRD @ FTM)
 MOST HITS: 4, 7/1/21 (FCL Pirates vs FCL Red Sox)

CAREER HIGHLIGHTS

CAREER TRANSACTIONS: Signed by the Pittsburgh Pirates as an international free agent on September 21, 2019...

2022: Missed the entire season due to injury...

CURVE CUTS: Signed by Pirates scout Tony Harris... Signed with the Pirates after an impressive performance with Team Australia at the WBSC U-18 Baseball World Cup in Korea in September of 2019... Is one of three Australian minor leaguers in the Pirates system entering the 2024 season, joining RHP Jackson Grounds and OF Solomon Maguire... Would be the 8th player in franchise history from Australia, first since INF Robbie Glendinning in 2019...

2021: Made his professional debut with the FCL Pirates on July 2 with 3.0 innings of 2-run ball... Totaled three starts in the month of July before hitting the injured list with a season-ending injury... Struck out 6 batters in 6.0 innings...

2023: Assigned to Bradenton on June 7 and immediately became one of the best relievers in the Pirates minor league system... Made 22 appearances and recorded a 1.99 ERA in 22.2 IP with 42 strikeouts... Was placed on the 7-Day IL on June 25 and activated on July 7... Went 2-0 with a 1.08 ERA (2 ER / 16.2 IP) with 33 strikeouts and just 12 walks from July 7 through the end of the season... Held opponents to a .164 BAA in his final 16 outings of the season... Pitched 2.0 innings twice during the season, his longest outing as a reliever...



CAREER STATISTICS

YR	CLUB	W-L	ERA	G	GS	CG	SHO	SV	IP	H	R	ER	HR	BB	SO
21	FCL Pirates (Rk.)	0-0	4.50	3	3	0	0	0	6.0	8	3	3	0	4	6
22					--DID NOT PLAY - INJURED--										
23	Bradenton (A)	3-0	1.59	22	0	0	0	6	22.2	14	5	5	1	15	42
MLB Totals (3 seasons)		3-0	2.51	25	3	0	0	6	28.2	22	8	8	1	19	48

2024 CURVE



PERSONAL

HEIGHT/WEIGHT: 6-0/205
BIRTHPLACE: Concord, California
BORN: October 7, 1998
ACQUIRED: Trade, SEA - 2021

BATS/THROWS: Right/Right
RESIDES: Concord, California
AGE: 25 (Turns 26 on October 7)
SCHOOL: Fresno State

CAREER HIGHS

HITS: 4 - 6/1/21 (EVE vs. HIL)
RUNS: 3, 5x, last - 9/6/22 (IND @ OMA)
HOME RUNS: 2 - 6/1/21 (EVE vs. HIL)

RBI: 4, 4x, last - 9/1/23 (ALT @ ERIE)
STOLEN BASES: 2, 5/8/22 (ALT @ ERIE)
HITTING STREAK: 7 games, 2x, last - 6/4-6/15/21

CAREER HIGHLIGHTS

CAREER TRANSACTIONS: Drafted by the Seattle Mariners in the 11th round (336th overall) of the 2019 First-Year Player Draft out of Fresno State... Signed June 10, 2019... Traded from the Seattle Mariners to the Pittsburgh Pirates with RHP Joaquin Tejada in exchange for LHP Tyler Anderson on July 28, 2021...

CURVE CUTS: Rated by several outlets as one of the top prospects in the 2019 draft: Fangraphs (#84), Baseball America (#92) and MLB.com (#134)... Signed for \$350,000... Born in Fairfield, Calif., played at Angelo Rodriguez High School... Has one brother, Jonathan... Grew up a San Francisco Giants fan and idolized Buster Posey as a kid... Also played Soccer and Football growing up... Raced dirt bikes as a kid winning several competitions before leaving the sport to focus on baseball in middle school... Spent the cancelled 2020 season at home in Northern California and bought a pitching machine so he could hit in his backyard cage...

2023: Placed on IL to begin the season in Altoona after suffering a right knee injury on the final day of spring training... Played one game on rehab assignment in Bradenton on May 16 before suffering a minor oblique injury... Began a MiLB rehab in the FCL on 7/26 and played 4G and went 2-for-11, also played on game with Bradenton and went 0-2 with a run scored... Activated from IL on 8/4... Banged a 2-run homer in his season debut... Picked up 3 hits including a walk-off RBI 1B on 8/26 vs. AKR... Had a walk-off RBI 2B in the final home game of the season on 9/10 vs. HBG... Drove in the go-ahead run with a sac fly on 9/12 @ AKR... Drew 3 walks on 9/13 @ AKR... Picked up 3 hits in ALT's 4-0 win at Akron on 9/15... Finished the season batting .222/.297/.367 with 4 2B, 3 HR, 16 RBI, 8 BB, 31 K and 1-2 SB in 25 G... After the season played 10 games for Salt River in the Arizona Fall League and batted .300/.333/.550 with 4 2B, 2 HR and 6 RBI...

2022: Assigned to Altoona to begin the season and batted .130 (6-for-46) with 4 BB in 14G before promotion to Indy on 5/10... Played 71 games for Indy and batted .208/.297/.408 with 13 2B, 3 3B, 10 HR and 32 RBI... Knocked in a pair and drew a walk on Opening Night... Hit an inside-the-park HR on 4/23 vs. NH... Picked up his first

multi-hit game of the season on 4/26 @ AKR with 2 2B...

2021: Was a non-roster invitee to Mariners Spring Training... Began the season with High-A Everett and batted .284/.422/.493 with 10 2B, 7 HR and 31 RBI ... Reached base safely in 13 straight games to begin the season... Promoted to Double-A Arkansas on 7/11 and batted .063/.302/.156 in 11 G (2-for-32) with 1 HR, 4 RBI, 10 BB and 13 K... Traded with RHP Joaquin Tejada by the Mariners to the Pirates in exchange for LHP Tyler Anderson on 7/28 and assigned to Altoona... Went 1-for-4 with a single in his first at-bat in his team debut on 7/31 vs Harrisburg... Had a 6-game hit streak end on 8/13 at Erie: .364/.440 with 1 2B, 3 RBI... Did not appear between 8/20 vs Somerset and 9/3 at Akron (wrist), went 0-for-2 with 2 walks in return to lineup... Placed on IL on 9/8 (right wrist)... Played 27 total games at Double-A and batted .149/.321/.207 with 2 2B, 1 HR, 10 RBI, 20 BB, 32 K and 2-2 SB...

2020: Did not play as a result of COVID-19 pandemic

2019: Made his professional debut at Low-A Everett, batting .208/.391/.357 with 2 2B, 7 HR and 26 RBI, also went 5-7 SB... Also threw out 50% of potential base stealers... Was ranked by Baseball America and MLB.com as the Mariners #29 prospect after the season...

COLLEGE: Was named Second-Team All-Mountain West as a Junior in 2019 after starting 56 games behind the plate and batted .280/.385/.427... Ranked fifth on the team with 61 hits... Also ranked third in the Mountain West with 58 runs scored and sixth in the league with 33 walks... Was named to the Stanford Regional All-Tournament Team... Three time Academic All-Mountain West selection...

CAREER STATISTICS

YR	CLUB	AVG	G	AB	R	H	2B	3B	HR	RBI	BB	SO	SB	OBP	SLG
19	Everett (A-)	.208	49	154	31	32	2	0	7	26	33	56	5	.391	.357
21	Everett (A+)	.284	40	148	42	42	10	0	7	31	32	54	1	.422	.493
	Arkansas (AA)	.063	11	32	9	2	0	0	1	4	10	13	2	.302	.156
	Altoona (AA)	.200	16	55	4	11	2	0	0	6	10	19	0	.333	.236
	2021 Totals (A+/AA/AA)	.234	67	235	55	55	12	0	8	41	52	86	3	.384	.387
22	Altoona (AA)	.130	14	46	5	6	4	0	1	4	4	21	2	.216	.283
	Indianapolis (AAA)	.208	71	245	35	51	13	3	10	32	25	100	2	.297	.408
	2022 Totals (AA/AAA)	.196	85	291	40	57	17	3	11	36	29	121	4	.285	.388
23	FCL Pirates (Rk.)	.182	4	11	0	2	0	0	0	1	1	2	0	.308	.182
	Bradenton (A)	.000	2	3	1	0	0	0	0	0	0	2	0	.250	.000
	Altoona (AA)	.222	25	90	12	20	4	0	3	16	8	31	1	.297	.367
	2023 Totals (Rk./A/AA)	.212	31	104	13	22	4	0	3	17	9	35	1	.297	.337
	MiLB Totals (4 seasons)	.212	233	784	139	166	35	3	29	120	123	298	13	.340	.375

2024 CURVE



PERSONAL

HEIGHT/WEIGHT: 6-0/193
BIRTHPLACE: Northwood, OH
BORN: September 2, 2000
ACQUIRED: 11th Round (2019)

BATS/THROWS: Right/Right
RESIDES: Northwood, OH
AGE: 22 (Turns 23 on September 2)
SCHOOL: Toledo Central Catholic (OH) High School

CAREER HIGHS

HITS: 3, 11x, last - 9/4/22 (GBO vs. WS)
RUNS: 3, 5x, last - 5/21/22 (BRD @ PMB)
HOME RUNS: 2, 4x, last - 7/31/22 (BRD vs. LAK)

RBI: 5 - 4/9/22 (BRD @ DUN)
STOLEN BASES: 2, 6x, last - 6/16/22 (BRD @ FTM)
HITTING STREAK: 12 games, 6/12 - 6/26/22

AWARDS & HONORS

Florida State League Player of the Week - 7/31/2022
 Florida State League Player of the Month - July, 2022

CAREER HIGHLIGHTS

CAREER TRANSACTIONS: Drafted by the Pittsburgh Pirates in the 11th round (334th) overall in the 2019 First Year Player Draft out of Toledo Central Catholic (OH) High School... Signed on June 19, 2019

CURVE CUTS: Jase Callaway Bowen... Signed with the Pirates for a bonus of \$395,000... Was committed to play Baseball and Football at Michigan State University... Was the first player drafted out of Toledo Central Catholic HS (Toledo, OH) since Clayton Stidham in 1982 (36th round, New York Yankees)... Toledo Central Catholic is just a 7 minute drive from Fifth Third Park, home of the Toledo Mud Hens (Detroit Tigers, AAA)... Hosted a video series on his YouTube channel (@jase-bowen32) during 2023 Spring Training documenting his life behind the scenes... Hit .527 as a junior with 11 doubles, six triples, eight home runs and 25 RBI... Won the triple crown in batting in the Three Rivers Athletic Conference in 2019... Was also named the TRAC Player-of-the-Year in 2019 while also being named to the Division-I All-Ohio first-team... Recorded 40-plus hits during each of his four seasons on the Toledo Central Catholic varsity team... Was rated by 247Sports.com as a three-star wide receiver, also appeared at running back, kick/punt returner and punter on the gridiron... Had 24 receptions for 322 yards and two touchdowns as a senior while also rushing for 506 yards and 10 touchdowns... Played for the Kansas City Royals in the East Coast Pro Showcase during the summer of 2018 in Alabama... Roots for the Pittsburgh Steelers... Started collecting baseball cards growing up in Northwood, Ohio, and has owned approximately 100,000 cards in his life... His favorite is a Topps triple threads Dustin Pedroia jersey card autograph... Jase's favorite player growing up was Dustin Pedroia (he has approximately 25-30 different variations of Pedroia's cards and around 100 all together)... Jase also has his own baseball card, which was done by Topps in 2023... The first time signing his cards he actually kept a few and gave them to his parents, brother, fiancée, and kept some for himself... Bowen has been going after his own cards since they have hit eBay... His goal is to get one of every color to show his own kids some day...

2024: Named to the Pirates Spring Breakout roster, where he led the team with a 2-for-3 performance...

2023: Finished the season as one of two PIT MiLB players w/ 20+ HR and 20+ SB (Matt Gorski)... Led PIT MiLB w/ 23 HR and 95 RBI, also ranked T-4th in H (119), T-3rd in 3B (6), and T-7th in SB (26)... Reached base safely in 7-of-8 games with Altoona and picked up five extra base hits... Set career-highs in runs scored (86), triples (6), home runs (23), RBI (95), stolen bases (26), OBP (.327), and SLG (.467)... Assigned to Greensboro to start the season and batted .257/.333/.469

with 15 2B, 4 3B, 23 HR, 88 RBI and 24-29 SB... Led all PIT minor leaguers in HR and RBI at the time of his call-up to ALT on 9/6... Also led all High-A players in total bases (204) and RBI (88), also ranked 2nd in HR (23)... Went 1-for-4 with 2 K's in his team debut on 9/8 vs Harrisburg... Played in 24 games with the Salt River Rafter's of the Arizona Fall League, where he hit .295/.362/.516 with 5 2B, 2 3B, 4 HR, 17 RBI, and 5 SB... Was the only Pirates prospect named to the Arizona Fall League All-Star Game, where he went 1-for-2 with a double... Was named to the South Atlantic League post-season All-Star team...

2022: Split the season between Low-A Bradenton and High-A Greensboro... Was honored by the Pirates as a member of the Community Commitment Program awarded to Pirates Minor Leaguers who participate most often in community engagements with their minor league affiliates... Set career-highs in games played (125), hits (12), 2B (21), 3B (3), HR (17), RBI (74), SB (25) and BB (43)... Swatted 5 home runs in the first 17 games of his season with Bradenton... Heated up in the month of June, batted .319/.366/.451 with 6 2B, 2 HR and 16 RBI in 25 games... Also went a perfect 11-for-11 in stolen bases during the calendar month... Was named the Florida State League's Player of the Month with a .309 batting average and led the FSL in hits (29), RBI (19), and total bases (52)... Also hit 5 home runs and added 4 doubles and 2 triples... Was promoted to High-A Greensboro on August 9, at the time of his promotion was the Florida State League leader in RBI (66), he also ranked 2nd in hits (102), 3rd in SLG% (.450), 4th in HR (14) and OPS (.805)... Picked up back-to-back multi-hit games with the Grasshoppers on September 3rd and 4th against Winston-Salem, going 5-for-8 with 1 3B, 1 HR and 2 RBI... Finished the season with a .176 average and 8 extra-base hits in 27 games with Greensboro... After the season played 35 games with the Sydney Blue Sox of the Australian Winter League where he batted .268/.329/.417 with 6 2B, 2 3B, 3 HR and 18 RBI... While with Sydney was teammates with fellow Pirates minor leaguers Dylan Shockley and Erny Ordenez...

2021: Spent the entire season with Low-A Bradenton where he aided the Marauders to a Low-A Southeast League Championship... Finished the season tied for 5th in the league in HR (14), 6th in RBI (60) and 9th in total bases (136)... Batted an even .300 in the month of August, with 4 2B, 3 HR, 21 RBI and a perfect 6-for-6 stealing bases in 22 games... Combined to go 1-for-5 with a double and a walk in two appearances in the Low-A Southeast Championship Series sweep of Tampa...

2019: Finished tied for fourth in the Gulf Coast League in triples (4)...

CAREER STATISTICS

YR	CLUB	AVG	G	AB	R	H	2B	3B	HR	RBI	BB	SO	SB	OBP	SLG
19	GCL Pirates (Rk.)	.223	36	130	15	29	4	4	0	7	14	35	5	.301	.315
21	Bradenton (A)	.220	103	354	51	78	12	2	14	60	32	111	16	.309	.384
22	Bradenton (A)	.278	98	367	60	102	17	2	14	66	38	110	20	.355	.450
	Greensboro (A+)	.176	27	102	11	18	4	1	3	8	5	35	5	.211	.324
	2022 Totals (A/A+)	.256	125	469	71	120	21	3	17	74	43	145	25	.325	.422
23	Greensboro (A+)	.257	110	435	80	112	15	4	23	88	35	121	24	.333	.469
	Altoona (AA)	.219	8	32	6	7	3	2	0	7	1	7	2	.242	.438
	2023 Totals (A+/AA)	.255	118	467	86	119	18	6	23	95	36	128	26	.327	.467
	MiLB Totals (4 seasons)	.244	382	1420	223	346	55	15	54	236	125	419	72	.319	.418

2024 CURVE



PERSONAL

HEIGHT/WEIGHT: 6-0/190
BIRTHPLACE: Chicago, IL
BORN: March 11, 2001
ACQUIRED: 3rd Round (2022)

BATS/THROWS: Right/Right
RESIDES: Orland Park, FL
AGE: 23
SCHOOL: Notre Dame

CAREER HIGHS

HITS: 4, 7/4/23 (BRD @ DBT)
RUNS: 3, 2x, last - 7/4/23 (BRD @ DBT)
HOME RUNS: 2 - 2x, last - 8/8/23 (GBO @ GVL)

RBI: 6, 6/6/23 (BRD vs. DUN)
STOLEN BASES: 2 - 3x, last 8/4/23 (GBO vs. ASH)
HITTING STREAK: 11 games - 8/4-8/17/23

AWARDS & HONORS

2023 MiLB.com Organizational All-Star
 South Atlantic League Player of the Week - 8/13/23

CAREER HIGHLIGHTS

CAREER TRANSACTIONS: Drafted by the Pittsburgh Pirates in the 3rd round (83rd overall) of the 2022 First-Year Player Draft out of Notre Dame...Signed June 13, 2019...

CURVE CUTS: Jack Thomas Brannigan... Was ranked No. 164 among the Top 250 draft prospects by MLB Pipeline (No. 168 by Baseball America)... Attended Marist HS (IL), same high school as former Pirate/Curve LHP Tom Gorzelanny... His father ('90), grandfather ('61) and uncle ('86) all attended Notre Dame, his father (track & field) and grandfather (baseball) competing athletically... Three times in his career at Notre Dame he successfully stole home... Was also an occasional pitcher during his collegiate career totaling a 6.94 ERA (18 ER / 23.1 IP) in his three seasons with the Irish, struck out 28 batters in 14.2 IP during his junior campaign... Had his fastball clocked at 100 mph on more than one occasion as a pitcher in college... Was drafted as an infielder, but has been told by the Pirates that the door is open to working as a two-way prospect as RHP in addition to his work as a position player... Told Jason Mackey of the Pittsburgh Post-Gazette in October of 2023 at Fall League: "It's one of those things that sounds really cool, then once you start to break it down, you realize it's a lot of work to do both. They said the door is open in the future. Hopefully the hitting goes well, and maybe in the future we'll circle back to the pitching stuff..." Played mostly SS as an amateur but settled in at 3B during his freshman season at Notre Dame due to team needs... Finished his degree in Finance after the 2022 season at Notre Dame... Also told Jason Mackey of the Pittsburgh Post-Gazette that he would likely work as a Financial Advisor if he wasn't playing baseball professionally...

2024: Was a non-roster invite to Pirates Spring Training...

2023: Named an Organizational All-Star by MiLB.com after splitting the campaign between Single-A Bradenton and High-A Greensboro... Played 47 games at 3B, 27 at SS, 11 at 2B and 5 at DH... Finished the season 4th among Pirates minor leaguers with 19 home runs, also ranked 9th in the organization with 24 stolen bases... His .390 on-base percentage also ranked 4th in the organization among players that played at least 87 minor league games... His .524 slugging percentage ranked 2nd among Pirates minor leaguers that played at least 87 games... Began the season with Single-A Bradenton and played in six games before hitting the injured list on April 14, returning on May 18...

Bounced back from a difficult month of May (.125 batting average) and batted .284/.414/.541 with 7 2B, 7 HR and 17 RBI in 32 games before earning a promotion to High-A Greensboro... Was named the South Atlantic League's Player of the Week for the week ending August 13 after batting .370/.355/.963/1.318 with 1 2B, 5 HR and 13 RBI in the team's series at Greenville... After the season played for Salt River in the Arizona Fall League and batted .177/.290/.405 with 4 2B, 1 3B, 4 HR, 12 RBI and 4-4 SB in 23 games...

2022: Made his professional debut with the FCL Pirates and played two games before finishing the season with Single-A Bradenton...

COLLEGE: Was named to the All-ACC Academic Team in both 2021 and 2022... Played and started 56 games at third base, while also making 11 appearances (one start) on the mound in 2022 at the University of Notre Dame... Led the Fighting Irish in doubles (15) and finished second in both hits (62) and home runs (12) in 2022... Took home third-team All-American honors from Perfect Game in 2022... Hit the go-ahead home run in Notre Dame's 7-3 comeback win over #1 Tennessee on June 12, 2022, helping the program clinch its third all-time trip to the College World Series...



CAREER STATISTICS

YR	CLUB	AVG	G	AB	R	H	2B	3B	HR	RBI	BB	SO	SB	OBP	SLG
22	FCL Pirates (Rk.)	.200	2	5	0	1	0	0	0	0	1	2	0	.429	.200
	Bradenton (A)	.211	26	95	14	20	3	0	3	14	15	29	6	.330	.337
	<i>Totals (Rk./A)</i>	.210	28	100	14	21	3	0	3	14	16	30	6	.336	.330
23	Bradenton (A)	.253	49	162	38	41	7	2	7	17	32	54	17	.398	.451
	Greensboro (A+)	.299	38	147	26	44	7	1	12	37	21	58	7	.382	.605
	<i>Totals (A/A+)</i>	.275	87	309	64	85	14	3	19	54	53	112	24	.390	.524
MiLB Totals (3 seasons)		.259	115	409	78	106	17	3	22	68	69	142	30	.377	.477

15-HOME RUN SEASONS

1999..... Adam Hyzdu (24) Jose Bautista (23)	2015..... Stetson Allie (17)
..... Craig Wilson (20) Craig Stansberry (18)	2016..... Stetson Allie (16)
..... Garrett Long (18) Tom Evans (15) Eric Wood (16)
..... Alex Hernandez (15)	2006..... Ray Sadler (15)	2017..... Jordan Luplow (16)
2000..... Adam Hyzdu (31)	2007..... Adam Boeve (17) Edwin Espinal (15)
2002..... Carlos Rivera (22)	2010..... Hector Gimenez (16)	2018..... Will Craig (20)
..... J.J. Davis (20) Matt Hague (15) Logan Hill (17)
..... Tony Alvarez (15)	2011..... Quincy Latimore (15)	2019..... Hunter Owen (15)
2004..... Ray Sadler (20)	2012..... Quincy Latimore (15)	2021..... Mason Martin (22)
..... Josh Bonifay (19)	2013..... Jarek Cunningham (19)	2022..... Aaron Shackelford (26)
..... Brad Eldred (17) Alex Dickerson (17) Andres Alvarez (20)
..... Ronny Paulino (15)	2014..... Stetson Allie (21)	
..... Yurendell De Caster (15) Willy Garcia (18)	
2005..... Josh Bonifay (25) Keon Broxton (15)	



PERSONAL

HEIGHT/WEIGHT: 5-9/195
BIRTHPLACE: Bowling Green, KY
BORN: March 12, 1999
ACQUIRED: 9th Round (2021)

BATS/THROWS: Left/Right
RESIDES: Bowling Green, KY
AGE: 25
SCHOOL: Louisville

CAREER HIGHS

HITS: 4, - 9/7/23 (GBO @ BG)
RUNS: 3 - 9/7/23 (GBO @ BG)
HOME RUNS: 2, 9/7/23 (GBO @ BG)

RBI: 8 - 9/7/23 (GBO @ BG)
STOLEN BASES: 2 - 7/30/22 (GBO vs. WS)
HITTING STREAK: 15 games, 8/6 - 8/31/23

CAREER HIGHLIGHTS

CAREER TRANSACTIONS: Was selected by the New York Yankees in the 25th round of the 2019 First-Year Player Draft, but did not sign... Selected in the 9th round of the 2021 First-Year out of Louisville by the Pirates...

CURVE CUTS: Luke Thomas Brown... Won three state championships at Bowling Green (KY) High School as a receiver on the football team where he had 39 receptions for 795 yards and eight touchdowns in 2016 during his senior season (his team scored 40 or more points in 13 of its 15 games that season)... Spent one year of collegiate baseball at Western Kentucky, spent the 2019 season at John A. Logan Junior College (Carterville, IL) before transferring to Louisville for the 2020 season... Shared the field with 2021 No. 1 overall selection Henry Davis at Louisville... Grew up rooting for the Cincinnati Reds...

2023: Returned to Greensboro and turned in the best campaign of his professional career, batted .270/.363/.471 with 13 2B, 2 3B, 8 HR and 35 RBI, also was 13-18 stealing bases in 64 games... Overcame a slow start to the season in which he hit .152 in 25 games to begin the year, was placed on the Development List on June 12 and returned on June 30... Batted .326 in his final 39 games for the 'Hoppers from June 30 through the end of the season... Had a 15-game hit streak in the month of August from August 6-31... Picked up a career-high four hits, eight RBI and his first career multi-homer game on September 7 at Bowling Green... Picked up a hit in each of his final six games of the season at Bowling Green, playing in front of family and friends...

2022: Made 71 appearances between Single-A Bradenton and High-A Greensboro... Totaled just ten extra base hits in 71 games and batted an even .200... Began the season with Bradenton and batted .290 in ten April games... Joined Greensboro on June 17 and picked up his first hits on July 3... Batted .281 in 14 games in the month of July for

the 'Hoppers...

2021: Made his professional debut with 17 appearances with the FCL Pirates... Picked up seven hits in 45 at-bats (.156) and drove in five...

COLLEGE: Hit .320 with 13 doubles, 20 RBI, 17 stolen bases and 37 runs scored in 50 games as a junior in 2021 at the University of Louisville... Hit .328 with five doubles and a team-best 19 runs scored in the abbreviated 2020 season... Stole 28 bases in 67 games during his two-year career at Louisville... Earned second-team NJCAA All-American honors after hitting a team-best .398 with four home runs, 77 runs scored and 66 stolen bases as a freshman at Western Kentucky in 2018 (his 66 stolen bases ranked second and 77 runs scored was 10th among NJCAA Division I players in 2018)... Was named to the Conference USA All-Freshman team in 2018 at Western Kentucky...



CAREER STATISTICS

YR	CLUB	AVG	G	AB	R	H	2B	3B	HR	RBI	BB	SO	SB	OBP	SLG
21	FCL Pirates (Rk.)	.156	17	45	5	7	0	1	0	5	5	11	1	.226	.426
22	Bradenton (A)	.234	33	94	20	22	2	0	1	16	18	28	5	.376	.287
	Greensboro (A+)	.165	38	81	19	15	5	1	1	9	5	29	3	.212	.275
	2022 Totals (A/A+)	.200	71	185	30	37	7	1	2	25	23	57	8	.301	.281
23	Greensboro (A+)	.270	64	204	42	55	13	2	8	35	25	63	13	.363	.471
	MiLB Totals (3 seasons)	.228	152	434	77	99	20	4	10	65	53	131	22	.322	.362

2024 CURVE



PERSONAL

HEIGHT/WEIGHT: 6-0/198
BIRTHPLACE: Atlanta, Georgia
BORN: September 20, 1999
ACQUIRED: 11th Round (2021)

BATS/THROWS: Right/Right
RESIDES: Charleston, South Carolina
AGE: 24 (Turns 25 on September 20)
SCHOOL: Duke University

CAREER HIGHS

IP (START): 3.0 - 5/25/22 (GBO @ ASH)
IP (RELIEF): 3.2 - 6/9/22 (GBO @ WS)
RUNS ALLOWED: 5 - 8/13/22 (GBO vs. JS)

STRIKEOUTS: 6 - 9/5/23 (GBO @ BG)
WALKS: 3 - 7/14/22 (GBO @ BRK)
MOST HITS: 6 - 5/19/22 (GBO vs. BG)

CAREER HIGHLIGHTS


CAREER TRANSACTIONS: Drafted by the Pittsburgh Pirates in the 11th round (313th overall) of the 2021 First-Year Player Draft out of Duke University...Signed on July 20, 2021 for a bonus of \$125,000...

CURVE CUTS: Jack Reynolds Carey... Grew up in Summit, New Jersey and attended Saint Peter's Prep High School, which is located just outside New York City in Jersey City, New Jersey... Was a four-year letterwinner and two-year captain at Saint Peter's... Was rated by Perfect Game as the fifth-best overall prospect and second-best right-handed pitching prospect in the state of New Jersey in 2018... Was a 2018 Rawlings/Perfect Game honorable mention All-American and Northeast All-Region first-team selection... Struck out 71 batters over 44 innings with a 6-2 record and a 3.18 ERA while allowing 13 walks and 36 hits as a senior... First team All-State selection in his senior season as a first baseman, hitting .427/.537/.760 (32-for-75) with 6 2B, 5 3B, 3 HR, 25 RBI... Father Chris also attended Duke University... Teammates at Duke with Arizona Diamondbacks RHP Bryce Jarvis... Faced Henry Davis and Luke Brown with Louisville in 2021 and allowed 2H in 3 AB vs. Brown and retired Davis twice and hit him once with a pitch...

2023: Assigned to Greensboro to begin the season... After allowing 11 runs in 7.2 IP in the month of May, went 1-0 with a 2.61 ERA in 25 games, 1 start with the Grasshoppers from June 1 through the end of their season...In 38.0 IP, allowed 34 hits, 12 walks and struck out 44... Made his Double-A debut on 9/14 @ AKR and inherited a bases loaded, 0-out jam, allowed all three to score... His 10.77 K/9 ranked T-8th among PIT MiLB pitchers that tossed at least 50.0 IP...

2022: Spent the entire season with High-A Greensboro...Made 33 appearances with four starts, tossing 61.0 innings with a 5.75 ERA...Struck out 62 batters with 27 walks...

2021: Made professional debut on September 3, tossing one scoreless inning with one strikeout for the FCL Pirates...Made three appearances with High-A Greensboro, allowing a total of three runs on five hits with two walks and four strikeouts...



2024 CURVE

CAREER STATISTICS

YR	CLUB	W-L	ERA	G	GS	CG	SHO	SV	IP	H	R	ER	HR	BB	SO
21	FCL Pirates (Rk.)	1-0	0.00	1	0	0	0	0	1.0	0	0	0	0	0	1
	Greensboro (A+)	0-0	6.23	3	0	0	0	0	4.1	5	3	3	0	2	4
	<i>2021 Totals (Rk./A+)</i>	<i>1-0</i>	<i>5.06</i>	<i>4</i>	<i>0</i>	<i>0</i>	<i>0</i>	<i>0</i>	<i>5.1</i>	<i>5</i>	<i>3</i>	<i>3</i>	<i>0</i>	<i>2</i>	<i>5</i>
22	Greensboro (A+)	4-6	5.75	33	4	0	0	1	61.0	71	49	39	9	27	62
23	Greensboro (A+)	2-1	4.09	38	2	0	0	3	50.2	52	23	23	4	22	59
	Altoona (AA)	0-0	13.50	2	0	0	0	0	2.0	5	3	3	1	1	4
	<i>2023 Totals (A+/AA)</i>	<i>2-1</i>	<i>4.44</i>	<i>40</i>	<i>2</i>	<i>0</i>	<i>0</i>	<i>3</i>	<i>52.2</i>	<i>57</i>	<i>26</i>	<i>26</i>	<i>5</i>	<i>23</i>	<i>63</i>
MiLB Totals (3 seasons)		7-7	5.14	77	6	0	0	4	119.0	133	78	68	14	52	130



PERSONAL

HEIGHT/WEIGHT: 6-6/235
BIRTHPLACE: Greenwich, Conn.
BORN: September 13, 1996
ACQUIRED: 17th Round (2018)

BATS/THROWS: Right/Right
RESIDES: Winter Park, Fla.
AGE: 25 (Turns 26 on September 13)
SCHOOL: Rollins (Fla.) College

CAREER HIGHS

IP (START): 7.0, 6x, last - 6/23/19 (BRD vs. TAM)
IP (RELIEF): 4.2, 2x, last 6/14/22 (ALT vs. ERIE)
RUNS ALLOWED: 7, 4/21/22 (IND vs. COL)

STRIKEOUTS: 8, 5/18/19 (GBO vs. LWD)
WALKS: 4, 2x, last 5/12/22 (ALT vs. SOM)
MOST HITS: 9, 8/26/18 (BRS vs. ELZ)

AWARDS & HONORS

South Atlantic League Pitcher of the Week (5/12/2019)
 2019 South Atlantic League Mid-Season All-Star

PROSPECT RANKINGS

2020 *Baseball America* "Best Control" in the system

CAREER HIGHLIGHTS

CAREER TRANSACTIONS: Drafted by the Pittsburgh Pirates in the 17th round (504th overall) of the 2018 First-Year Player Draft out of Rollins College

CURVE CUTS: Bradley Spencer Case...Attended Iona Preparatory School (N.Y.)...Played baseball, football and hockey in high school...Named First Team All-State and New York's best private league player in baseball in 2015...Attended the same high school as former Pirates third baseman Colin Moran and Phoenix Suns point guard Ty Jerome...Signed with the Pirates for \$100,000...Tabbed by *Baseball America* as the pitcher with the "Best Control" in the Pirates system before the 2020 season... Host of the MiLB Take Podcast, part of the More Than Baseball Podcast Network, an organization dedicated to aiding minor league players and telling their stories... Told Andrew Deskin of the Pittsburgh Post Gazette that Pirates Director of Player Development John Baker asked him to transition into a sidearm pitcher in July of 2023... Spent the 2023 offseason working out at Tread Athletics to develop a new sidearm delivery seeking to emulate Arizona Diamondback's reliever Ryan Thompson...

2023: Spent time at each of the Pirates five minor league affiliates throughout the season...Opened the season on IL with a back injury, with first appearance coming on rehab assignment with Bradenton, pitching in two games, allowing one run on three hits in 3.0 IP...Rehab transferred to Greensboro on 4/18...Made six rehab appearances with the Grasshoppers, allowing 10 runs in 9.0 IP...Returned to the Altoona roster on 5/11... Made 14 appearances with four starts for the Curve, finishing 1-2 with a 5.06 ERA in 26.2 IP, 32 H, 20 R (15 ER), 15 BB, 25 K... Shaved his head on 5/31 in solidarity with cancer survivors at Altoona's Game of Hope...Started 4 bullpen days: 0-1, 5.40 ERA, 11.2 IP, 16 H, 11 R (7 ER), 5 BB, 12 K...Transferred to Indy on 7/6, where he made three appearances, allowing seven runs in 4.0 IP...Transferred to the FCL on 7/28, where he

began to throw sidearm...Made two appearances in the FCL, allowing three runs on two hits in 1.2 IP...Transferred to Greensboro on 8/29 where he finished the season with four appearances at High-A...Was honored by the Pirates as a member of the Community Commitment Program awarded to Pirates Minor Leaguers who participate most often in community engagements with their minor league affiliates...

2022: Split the season between Triple-A Indianapolis and Double-A Altoona... Struck out 58 batters in relief, most by a Curve reliever... Tossed 2.0+ IP in 16-of-30 outings with Altoona... Began the season on the Opening Day Roster for Indianapolis, went 1-1 with a 9.35 ERA (9 ER / 8.2 IP) in 6 appearances... Allowed 7 of 9 runs with the Indians on 4/21 in 1.1 IP vs. Columbus... Assigned to Altoona on 5/3... Pitched 3.0 scoreless innings with 5 K's and picked up his first save to finish a bullpen day win over HBG on 5/27... Fired a career-long relief outing of 4.2 IP (4 H, 1 R, 2 BB, 2 K) on 6/3 vs. BOW... Delivered 4.2 scoreless innings in relief on 6/14 vs Erie (1 H, 1 BB, 3 K)... Had a team-best 1.06 ERA (2 ER / 17.0 IP) across 6 outings in June... Had a great run from 5/21 - 7/2 (10G): 0-0, 1 SV, 1.07 ERA (3 ER / 25.1 IP), 18 H, 5 BB, 24 K... Set down 9 straight batters and picked up the win on 7/16 vs RIC... Matched his season-high with 5 K's across 2.2 scoreless IP on 9/7 @ Erie...Was honored by the Pirates as a member of the Community Commitment Program awarded to Pirates Minor Leaguers who participate most often in community engagements with their minor league affiliates...

2021: Spent the entire season working out of the Altoona bullpen, his first season as a professional working as a reliever... Made his team debut on 5/7 vs Bowie... Assigned to complex on 5/8, assigned to ALT on 5/15... Threw a season-high 3.1 innings on 6/4 at Richmond, retired seven straight batters to start the outing, struck out 3... Made a spot start on 7/4 at Hartford, allowed 2 HR in the first inning and settled in to fire 4.0 innings after that (7 H, 3 R, 1 BB, 2 K on 66 pitches, 42 strikes)... Delivered a brilliant spot start in the second game of the doubleheader on 8/6 at Akron. Allowed a leadoff HR to Will Benson, then retired 15-of-17 including 13 straight to finish his outing of 5.0 IP, 2 H, 1 R, 1 BB, 5 K on 66 pitches...

2020: Did not play as a result of COVID-19 pandemic

2019: Finished the year second in the Pirates' organization in BB/9 (1.64)... Rated best control in the Pirates' organization after the season by *Baseball America*... Split the season between Single-A West Virginia Power and A-Adv. Bradenton...Named a South Atlantic League Mid-Season All-Star but did not pitch in the game due to promotion to A-Adv. Bradenton...Promoted to A-Adv. Bradenton on 6/8...Led the South Atlantic League with seven wins and a 0.77 WHIP at the time of promotion and ranked second with a 2.45 ERA and batting average against (.195)...Made A-Adv. debut on 6/9 @ DUN and allowed three earned runs, four total, in four innings...Tossed seven innings and yielded one run on 6/23 vs. TAM...Allowed just one hit in six scoreless innings on 7/5 vs. FLO...Had back-to-back starts allowing career-high five earned runs on 7/12 and 7/19...Did not allow an earned run in five innings in final outing of the season on 8/26 vs. PMB...Totalled 12 quality starts combined over both levels...

COLLEGE: Pitched three seasons at Division II Rollins (Fl.) College...First player selected by the Pirates out of Rollins College since Eric Bolling in 1984...Went 13-15 with a 4.19 ERA in 236 career innings...Posted a 3.46 ERA in 96.1 innings in 2018...Named Second Team ABCA All-South Region and First Team All-SSC in 2017 after going 5-5 with a 3.57 ERA in 14 starts... Made one appearance for the Wareham Gateman of the Cape Cod Baseball League and seven appearances for the New Bedford Bay Sox of the New England Collegiate Baseball League during the summer of 2017



CAREER STATISTICS

YR	CLUB	W-L	ERA	G	GS	CG	SHO	SV	IP	H	R	ER	HR	BB	SO
18	GCL Pirates (Rk.)	3-0	3.38	8	6	0	0	0	40.0	42	16	15	3	4	33
	Bristol (Rk.)	1-1	3.72	2	2	0	0	0	9.2	10	5	4	0	4	5
	West Virginia (A-)	1-0	1.80	1	1	0	0	0	5.0	3	2	1	0	1	2
	2018 Totals (Rk./A-)	5-1	3.29	11	9	0	0	0	54.2	55	23	20	3	9	40
19	Greensboro (A)	7-1	2.45	11	11	0	0	0	66.0	48	20	18	6	3	50
	Bradenton (A+)	5-5	4.29	13	13	0	0	0	71.1	74	37	34	11	22	58
	2019 Totals (A/A+)	12-6	3.41	24	24	0	0	0	137.1	122	57	52	17	25	108
21	Altoona (AA)	2-3	5.24	28	2	0	0	0	67.0	80	41	39	13	21	57
	2022 Totals (AA/AAA)	1-3	3.92	30	0	0	0	1	62.0	59	35	27	7	25	65
22	Indianapolis (AAA)	1-1	9.35	6	0	0	0	0	8.2	18	9	9	0	3	7
	2022 Totals (AA/AAA)	2-4	4.58	36	0	0	0	1	70.2	77	44	36	7	25	65
	FCL Pirates (Rk.)	0-0	16.20	2	2	0	0	0	1.2	2	3	3	0	2	0
	Bradenton (A)	1-0	3.00	2	0	0	0	0	3.0	3	1	1	0	0	3
	Greensboro (A+)	1-1	8.78	10	2	0	0	0	13.1	16	14	13	2	17	14
	Altoona (AA)	1-2	5.06	14	4	0	0	0	26.2	32	20	15	3	15	25
	Indianapolis (AAA)	0-0	15.75	3	0	0	0	0	4.0	8	7	7	2	2	2
2023 Totals (Rk./A/A+/AA/AAA)	3-3	7.21	31	8	0	0	0	48.2	61	45	39	7	36	44	
MiLB Totals (5 seasons)		24-17	4.42	130	43	0	0	1	378.1	395	210	186	47	116	314

2024 CURVE



PERSONAL

HEIGHT/WEIGHT: 6-2/200
BIRTHPLACE: Lawrenceville, Georgia
BORN: September 14, 2002
ACQUIRED: 3rd Round (2021)

BATS/THROWS: Switch/Right
RESIDES: Athens, Georgia
AGE: 21 (Turns 22 on September 14)
SCHOOL: North Oconee (GA) High School

CAREER HIGHS

IP (START): 7.0, 2x, last - 8/22/23 (GBO @ ROM)
IP (RELIEF): 3.2 - 7/26/22 (BRD vs. LAK)
RUNS ALLOWED: 6 - 5/13/23 (GBO vs. JS)

STRIKEOUTS: 9 - 4/26/23 (GBO vs. ROM)
WALKS: 5 - 5/19/23 (GBO @ ASH)
MOST HITS: 9, 2x, last - 7/6/23 (GBO vs. ABD)

AWARDS & HONORS

FSL Pitcher of the Week - 8/28/2022
 SAL Pitcher of the Week - 8/6/23
 2023 Baseball America "Best Athlete" in Pirates Org
 2023 Baseball America "Best Fastball" in Pirates Org

PROSPECT RANKINGS

2022 MLB.com No. 9 / Baseball America No. 13 Pirates Prospect
 2023 MLB.com No. 5 / Baseball America No. 6 Pirates Prospect
 2024 MLB.com No. 5 / Baseball America No. 2 Pirates Prospect
 2024 Baseball America No. 59 Overall Prospect

CAREER HIGHLIGHTS

CAREER TRANSACTIONS: Drafted by the Pittsburgh Pirates in the 3rd round (72nd overall) of the 2021 First-Year Player Draft out of North Oconee (GA) High School...Signed on July 20, 2021 for a bonus of \$125,000... Signed on July 22, 2021 for an overslot \$3 million signing bonus...

CURVE CUTS: Roy Reuben "Bubba" Chandler... Was committed to play both football and baseball at Clemson University prior to signing with the Pirates... Was rated by Baseball America as the 20th-best player (21st by MLB Pipeline) in the 2021 draft... Was a Collegiate Baseball first-team All-American selection as a multi-position athlete in 2021... Was named a Georgia 4-A all-state first-team selection in baseball during his senior season... Was the 2021 Region 8-AAAA Player-of-the-Year in baseball... Played quarterback for three seasons at North Oconee, where he passed for 1,842 yards and 18 touchdowns while also rushing 79 times for 548 yards and six touchdowns as a senior... Was rated by Perfect Game as the 13th-best player in the class of 2021, the third-best player in the state of Georgia and the fourth-best right-handed pitcher among the class of 2021 (No. 1 in the state of Georgia among right-handed pitchers for the class of 2021)... Has two dogs named Lola and Jagger and two cats named Lil Yachty and Sasha...

2024: Was a non-roster invite to Pittsburgh Pirates Spring Training... Named to the Pirates Spring Breakout roster, where he earned the save after working a scoreless seventh inning with one strikeout...

2023: Finished the season 3rd among PIT MiLB with 128 strikeouts, also ranked 7th in IP (111.0) and T-2nd in wins (10)... Entered the season rated by Baseball America as the "Best Athlete" and as having the "Best Fastball" in Pittsburgh's minor league system... Opened the season exclusively as a pitcher with High-A Greensboro, ending his two-way playing time... Went 6-1 with a 1.85 ERA (9 ER / 43.2 IP), and racked up 43 strikeouts holding opponents to a .173 BAA and a 0.89 WHIP in his last 8 starts at High-A Greensboro... Named Pitcher of the Week in the South-Atlantic League 7/31-8/6... Made 24 starts with Greensboro, T-1st in the South-Atlantic League with teammate Po-Yu Chen...At the time of his call-up ranked T-2nd in W (9), 2nd in GS (24) and 10th in strikeouts (120) among all High-A Pitchers... Chandler wrapped up his time in the South Atlantic League by recording a 1.85 ERA in his last eight starts, which was the second-lowest ERA among all qualified pitchers at the High-A level between July 18 and September 2... Retired 13 straight batters to begin his Double-A career, allowing only a bloop single in his Double-A debut on 9/8 vs. Harrisburg... Chandler and Anthony Solometo were 2 of the 13 pitchers to reach Double-A at age 20-or-younger in 2023...The Pirates and Arizona Diamondbacks (Hansel Rincon

and Yu-Min Lin) were the only teams to have 2 pitchers age 20-or-younger to reach Double-A in 2023...

2022: Continued to work as a two-way player, splitting reps between shortstop and pitching... Pitched in 14 games between the FCL Pirates and Bradenton., with a 1-1 record and a 2.61 ERA over 41.1 IP... Had a .196 batting average in 46 games between both levels... Was named the Florida State League Pitcher-of-the-Week for the week of 8/22-28

2021: Signed with the Pirates as a two-way player and split time between pitching and hitting...Made his professional debut on August 13 in the Complex League... Played in 11 games, with three at shortstop and eight as a designated hitter... Hit .167 (5-for-30) with a double and a home run... Added two RBI in his first season with 16 strikeouts and five walks...Did not pitch in a game in 2021

HIGH SCHOOL: Went 8-1 with a 1.25 ERA and 96 strikeouts in 44.2 innings while setting a school record in the playoffs with a 17-strikeout performance during his senior year at North Oconee High School; also hit .411 with 12 doubles, eight home runs, 35 RBI and 41 runs scored while playing shortstop...Struck out 16 batters in 7.0 innings during an abbreviated 2020 season while also hitting .435...



CAREER STATISTICS

YR	CLUB	W-L	ERA	G	GS	CG	SHO	SV	IP	H	R	ER	HR	BB	SO
22	FCL Pirates (Rk.)	0-0	0.00	6	5	0	0	0	15.1	3	0	0	0	10	27
	Bradenton (A)	1-1	4.15	8	6	0	0	0	26.0	20	12	12	3	18	33
	2022 Totals (Rk./A)	1-1	2.61	14	11	0	0	0	41.1	23	12	12	3	28	60
23	Greensboro (A+)	9-4	4.75	24	24	0	0	0	106.0	108	60	56	15	51	120
	Altoona (AA)	1-0	0.00	1	1	0	0	0	5.0	1	0	0	0	0	8
	2023 Totals (A+/AA)	10-4	4.54	25	25	0	0	0	111.0	109	60	56	15	51	128
MiLB Totals (2 seasons)		11-5	4.02	39	36	0	0	0	152.1	132	72	68	18	79	188

2024 CURVE



PERSONAL

HEIGHT/WEIGHT: 6-2/187
BIRTHPLACE: Taoyuan City, Taiwan
BORN: October 2, 2001
ACQUIRED: Int'l Free Agent (2020)

BATS/THROWS: Left/Right
RESIDES: Taipei City, China
AGE: 22 (Turns 23 on October 2)
SCHOOL: National Taiwan Sport University

CAREER HIGHS

IP (START): 7.0 - 4x, last 7/22/23 (GBO @ WIL)
IP (RELIEF): 5.0 - 5/30/23 (GBO @ WS)
RUNS ALLOWED: 6 - 2x, last 6/28/23 (GBO @ HIC)

STRIKEOUTS: 12 - 8/9/23 (GBO @ GVL)
WALKS: 5, 5/5/23 (BRD @ WS)
MOST HITS: 8 - 3x, last 9/7/23 (GBO @ BG)

AWARDS & HONORS

Florida State League Pitcher of the Week (7/3/22, 7/17/22, 7/31/22)

PROSPECT RANKINGS

2023 MLB.com No. 30 Pirates Prospect

2024 CURVE

CAREER HIGHLIGHTS

CAREER TRANSACTIONS: Signed by the Pirates as an International Free Agent on October 7, 2020...

CURVE CUTS: Po-Yu Chen... Was a member of the 2019 U-18 world-champion Taiwanese national team, where he started two games against Panama and Korea during the tournament; also earned a save in the gold medal game against the United States... Was rated as the 22nd-best international prospect for the 2019-20 signing period according to Fangraphs... Signed for \$1,250,000, one of the largest amounts in the 2019-20 International signing class for the Pirates... Pittsburgh was able to secure his services after trading for International Bonus Pool money in deals that sent Domingo Robles to St. Louis and Jarrod Dyson to the Chicago White Sox... Would be just the 12th pitcher from Taiwan to reach the major leagues... His father Ping-Nan Chen played professionally in the Chinese Professional Baseball League... Attended the National Taiwan Sport University, same preparatory school that former Curve C Jin-De Jhang, former Richmond Flying Squirrel RHP Kai-Wei Teng and Orioles/Marlins LHP Wei-Yin Chen attended...

2023: Spent the entire season with High-A Greensboro... Finished the season fourth among Pirates minor leaguers in IP (119.2), also ranked fifth in strikeouts (124)... Led the South Atlantic League in games started (24) which was also fifth among Pirates minor leaguers... Also ranked third in the South Atlantic League in ERA (4.44) and innings pitched, tied for fifth in WHIP (1.28)... Began the season in the Grasshoppers rotation and recorded a 7.91 ERA (17 ER / 19.1 IP) in his first five starts before ripping off 12 straight outings lasting at least 5.0 innings from May 11 - July 24, recording a 4-3 record with a 3.06 ERA (24 ER / 70.2 IP) with 68 strikeouts and just 23 walks... Completed at least 6.0 innings in seven outings on the season, matching his career-long outing 7.0 innings three times... Struck out a career-high 12 batters in 4.2 IP on 8/9

at Greenville... Picked 4.0 innings or fewer in his final five outings of the season to manage his innings total for the season...

2022: Spent the entire season in the rotation for Single-A Bradenton... Ranked second in the Florida State League in starts and third in innings pitched... Took home Florida State League Pitcher-of-the-Week honors for the weeks of 6/27 to 7/3, 7/11-17 and 7/25-31... Recorded a 2.39 ERA in five stats in the month of July, picked up 25 strikeouts in 26.1 IP...

2021: Ranked first in the Florida Complex League and seventh among all qualified pitchers at the rookie ball level in MILB with an 0.69 ERA at the time he was promoted to Bradenton on 8/25... Did not allow a walk to each of the first 107 batters faced to begin his career before issuing his first free pass in the third inning of his 8/29 start at Fort Myers while pitching for Bradenton...



CAREER STATISTICS

YR	CLUB	W-L	ERA	G	GS	CG	SHO	SV	IP	H	R	ER	HR	BB	SO
21	FCL Pirates (Rk.)	2-0	0.69	6	6	0	0	0	26.0	18	3	3	0	0	29
	Bradenton (A)	1-1	5.63	4	4	0	0	0	16.0	15	12	10	2	12	15
	2021 Totals (Rk./A)	3-1	2.57	10	10	0	0	0	42.0	33	15	12	2	12	44
22	Bradenton (A)	4-8	4.58	22	22	0	0	0	98.1	88	54	50	8	36	103
23	Greensboro (A+)	5-8	4.44	25	24	0	0	0	119.2	122	65	59	21	43	124
	MILB Totals (3 seasons)	12-17	4.19	57	56	0	0	0	260.0	243	134	121	31	91	271



PERSONAL

HEIGHT/WEIGHT: 5-7/173
BIRTHPLACE: Pingtung County, Taiwan
BORN: July 26, 2001
ACQUIRED: Non-Drafted Free Agent (2019)

BATS/THROWS: Left/Right
RESIDES: Pingtung County, Taiwan
AGE: 22 (Turns 23 on July 26)
SCHOOL: N/A

CAREER HIGHS

HITS: 4, 3x, last - 6/15/23 (GBO @ GVL)
RUNS: 4 - 4/17/22 (BRD vs. LAK)
HOME RUNS: 2 - 9/3/23 (ALT @ ERI)

RBI: 4, 4x, last - 9/3/23 (ALT @ ERI)
STOLEN BASES: 4 - 7/5/23 (ALT vs. ERI)
HITTING STREAK: 17 games, 7/22 - 8/9/23

AWARDS & HONORS

Florida State League Player of the Week - 8/14/2022
 Florida State League Player of the Month - August, 2022
 Florida State League Post-Season All-Star - 2022
 2022 MiLB.com Organization All-Star
 South-Atlantic League Post-Season All-Star - 2023

PROSPECT RANKINGS

2023 MLB.com No. 17 / Baseball America No. 25 Pirates Prospect
 2024 MLB.com No. 9 / Baseball America No. 7 Pirates Prospect

CAREER HIGHLIGHTS

CAREER TRANSACTIONS: Signed by the Pittsburgh Pirates as an international free agent on November 1, 2019 during the 2019-20 international signing period...Received a \$380,000 signing bonus...

CURVE CUTS: Tsung-Che Cheng (pronounced sung-chay cheng)... Has accumulated a vast amount of international experience including with the Caimanes and Colombia in the 21-22 Winter Leagues... Hails from Pingtung County in Taiwan, attend Pu-Men High School... Competed in the 2019 U-18 Baseball World Cup shortly after signing with the Pirates... Cheng goes by the nickname "Z" in the clubhouse amongst teammates... Would become the third Taiwanese player to suit up for the Pirates, joining LHP Wei-Chung Wang and INF Yu Chang...

2024: Entered the season ranked by MLB Pipeline as the No. 9 Pirates prospect...Played in 14 Spring Training games with the Pirates before being optioned to the Altoona roster on 3/12...Hit .250 with 5 H, 2 HR, 3 RBI, and 4 runs scored... Named to the Pirates Spring Breakout roster, where he went 0-for-2 with a walk and a run scored...

2023: Entered the season ranked by MLB Pipeline as the No. 28 prospect in the Pirates minor league system... Suited up for Chinese Taipei in the World Baseball Classic and drove in three runs... Finished the season 4th among PIT MiLB in runs scored (80), also ranked T-4th in 2B (23), 1st in 3B (10), T-7th in SB (26), and 9th in Batting Average (min. 250 PA) with a .278 mark... His 10 3B were T-3rd most among all minor league players... Assigned to Greensboro to begin the season, batted .308/.406/.575 with 12 2B, 9 3B, 9 HR, 31 RBI with 35 BB and 13-22 SB... SAL Ranks at the time of his promotion (6/23): 3rd in BA (.308), 4th in OBP (.406), 2nd in SLG% (.575), 1st in OPS (.981), 4th in H (66), 1st in 3B (9), T-2nd in XBH (30)... Picked up his first hit with ALT in his 4th game on 6/28 @ HBG... Changed his #10 on 7/4... Stole a franchise record 4 bases on 7/5 vs. Erie, setting a new career-high... 8G Hit (7/1 - 7/14): .355/.394/.419, with 1 3B, RBI, 6-6 SB, 3 multi-hit games... Ranked 3rd among PIT MiLB in SLG% (.564), and OPS (.880) through play on July 17... Hit safely in 18-of-21 July games (.309)... As of August 3, is the only MiLB player with 15 2B, 10 3B, and 10 HR this season... Recorded the longest hit streak by an Eastern League player this season at 17G (7/22 - 8/9 - .393 BA, .989 OPS)... Hit in 18-of-26 games in August: .280/.725 OPS with 6 2B, 1 HR, 13 RBI, 7 BB and 5-7 SB... Recorded his first career multi-homer game on 9/3 @ Erie...Was named a Post-Season All-Star in the South Atlantic League with Greensboro...

2022: Spent the entire season at Low-A Bradenton, batted .270/.376/.418 with 25 2B, 7 3B, 6 HR, 52 RBI and 33-39 SB... Was named the Pirates organization's Baserunner-of-the-Year... Ranked 1st in the Florida State League in 3B and runs scored, 2nd in OBP and stolen bases, 3rd in doubles, 4th in batting, T-4th in hits, 5th in OPS (.794), T-7th in RBI and 7th in SLG%... Was named the Florida State League August Player-of-the-Month... Was named the Florida State League Player-of-the-Week for the week of 8/8-14... Was named to the Florida State League post-season All-Star team... After the season played 19 games for Gigantes de Carolina of the Puerto Rican Winter League and batted .182...

2021: Made his Pittsburgh organization debut with the FCL Pirates, hitting .311 in 38 games with four home runs and 31 RBI... Ranked first in the Florida Complex League in OBP, third in walks, tied for fourth in RBI, tied for fifth in runs scored and fifth in stolen bases...



CAREER STATISTICS

YR	CLUB	AVG	G	AB	R	H	2B	3B	HR	RBI	BB	SO	SB	OBP	SLG
21	FCL Pirates (Rk.)	.311	38	122	32	38	8	1	4	31	30	14	16	.449	.492
22	Bradenton (A)	.270	104	385	79	104	25	7	6	52	63	95	33	.376	.418
23	Greensboro (A+)	.308	57	214	45	66	12	9	9	31	35	47	13	.406	.575
	Altoona (AA)	.251	66	247	35	62	11	1	4	25	17	53	13	.304	.352
	2023 Totals (A+/AA)	.278	123	461	80	128	23	10	13	56	52	100	26	.352	.456
	MiLB Totals (3 seasons)	.279	265	968	191	270	56	18	23	139	145	209	75	.375	.445

2024 CURVE



PERSONAL

HEIGHT/WEIGHT: 6-2/203
BIRTHPLACE: La Jolla, California
BORN: January 4, 2001
ACQUIRED: 6th Round (2022)

BATS/THROWS: Right/Right
RESIDES: Oxford, Mississippi
AGE: 23
SCHOOL: University of Mississippi

CAREER HIGHS

IP (START): 7.2 - 8/23/23 (GBO @ ROM)
IP (RELIEF): 6.0 - 5/27/23 (BRD vs. JUP)
RUNS ALLOWED: 8 - 9/9/23 (GBO @ BG)

STRIKEOUTS: 9 - 8/11/23 (GBO @ GVL)
WALKS: 3, 3x, last - 9/9/23 (GBO @ BG)
MOST HITS: 9 - 9/9/23(GBO @ BG)

CAREER HIGHLIGHTS

CAREER TRANSACTIONS: Drafted by the Arizona Diamondbacks in the 40th round of the 2019 First-Year Player Draft but did not sign...Drafted by the Pittsburgh Pirates in the 6th round (170th overall) of the 2022 First-Year Player Draft out of the University of Mississippi... Signed on July 26, 2022 for \$311,600...

COLLEGE: Was a three-year letter winner for Ole Miss, pitching from 2020 - 2022...Went 4-4 with a 6.89 ERA (65.1ip/50er) and 57 strikeouts in 2022 for a University of Mississippi team that won its first-ever national championship in program history...Was named the Sunday starter in 2020 and made four starts before the COVID-19 Pandemic ended the season...

CURVE CUTS: Derek Matthew Diamond... Was named a 2018 Under Armor All-American and was a three-year letterwinner at Ramona (CA) High School... Was ranked by Perfect Game as the No. 37 player in the Top 100 National rankings in 2019 and was named to the All-Region First Team in California... Had put his name in the transfer portal following the 2022 National Championship run with Ole Miss before he was drafted by the Pirates... Told Alex Stumpf of DKPittsburgh Sports that an old school approach allowing him to add a curveball helped him turn a corner with Bradenton in 2023... Says that he was not allowed to throw the pitch at Ole Miss, but Marauders pitching coach Matt Ford helped him to "become an artist" by moving pitches around and changing speeds... Pitched collegiately with Cleveland Guardians 2021 second round draft pick LHP Doug Nikhazy, who pitched against Altoona with the Akron RubberDucks... Was also teammates with Chicago White Sox 2023 first round pick SS Jacob Gonzalez... Became a barber during the COVID-19 pandemic and gives his teammates haircuts during the season...

2023: Was honored by the Pirates as a member of the Community Commitment Program awarded to Pirates Minor Leaguers who participate most often in community engagements with their minor league affiliates... Finished T-2nd in PIT MiLB with 10 wins on the season...Finished fifth in the Florida State league with eight wins while also moving up to Greensboro in late July... At the time of his promotion to Greensboro, Diamond's 3.98 ERA was the fourth-lowest among all Florida State League pitchers... Began the season with 15 appearances and 12 starts with the Bradenton Marauders... Was called up to High-A Greensboro on July 25 and made nine starts to end the season...

2022: Assigned to the FCL Pirates after signing on July 26, exactly one month after winning the College World Series with Ole Miss...Made four appearances, tossing a combined 4.0 scoreless innings with one walk and four strikeouts...



CAREER STATISTICS

YR	CLUB	W-L	ERA	G	GS	CG	SHO	SV	IP	H	R	ER	HR	BB	SO
22	FCL Pirates (Rk.)	0-0	0.00	3	0	0	0	0	4.0	3	0	0	0	1	4
23	Bradenton (A)	8-3	3.98	15	12	0	0	0	74.2	77	36	33	5	15	63
	Greensboro (A+)	2-2	6.00	9	9	0	0	0	45.0	50	31	30	11	15	34
	<u>2023 Totals (A/A+)</u>	<u>10-5</u>	<u>4.74</u>	<u>24</u>	<u>21</u>	<u>0</u>	<u>0</u>	<u>0</u>	<u>119.2</u>	<u>127</u>	<u>67</u>	<u>63</u>	<u>16</u>	<u>30</u>	<u>97</u>
	MiLB Totals (2 seasons)	10-5	4.58	27	21	0	0	0	123.2	130	67	63	16	31	101

2024 CURVE



PERSONAL

HEIGHT/WEIGHT: 6-1/216
BIRTHPLACE: West Springfield, MA
BORN: August 9, 1998
ACQUIRED: Non-Drafted Free-Agent - 2021

BATS/THROWS: Right/Left
RESIDES: West Springfield, MA
AGE: 25 (Turns 26 on August 9)
SCHOOL: Hartford (CT) University

CAREER HIGHS

IP (START): 3.1 - 7/31/22 (ALT @ BOW)
IP (RELIEF): 4.0, 2x, last -7/15/22 (ALT vs. RIC)
RUNS ALLOWED: 6 - 8/22/21 (BRD vs. CLR)

STRIKEOUTS: 6, 3x, last - 7/15/22 (ALT vs. RIC)
WALKS: 2, 4x, last - 6/26/22 (ALT @ NH)
MOST HITS: 5 - 4/21/22 (BRD @ DBT)

PROSPECT RANKINGS

2023 *Baseball America* "Best Control" in the Pirates System

CAREER HIGHLIGHTS

CAREER TRANSACTIONS: Signed by the Pittsburgh Pirates as a Non-Drafted Free Agent on July 20, 2021...

CURVE CUTS: Nicholas Joseph Dombkowski... Signed as a UDFA on 7/20/21... Resides in West Springfield, MA... Grew up a Boston Red Sox fan and patterned his game after ace Josh Beckett as a kid... Had an additional year of eligibility remaining after his four-year career at the University of Hartford and was planning to attend Texas A&M for his final season of collegiate baseball until he signed with the Pirates... Graduated with a degree in Finance and a minor in Risk Management from the Barney School of Business... Developed a relationship with fellow Pirates farmhand Justin Meis with Bradenton at the beginning of the 2022 season and helped Meis improve his change-up, while Meis aided the development of Dombowski's slider (Rob Biertempfel, *The Athletic*)... The two have been throwing partners for nearly their entire professional career... Tossed a 9-inning no-hitter for the University of Hartford just hours after the University announced their decision to transition from Division I to Division III in May of 2021...

2023: Entered the season rated by *Baseball America* as having the "Best Control" in the Pirates minor league system... Was named Altoona's "Co-Fireman of the Year" with RHP Cam Junker after he went: 5-6 with a 3.71 ERA in 33G/8 starts... Finished the season 3rd on the team in Innings Pitched (85.0)... Also ranked 6th among PIT MiLB in BB/9 (2.66) among pitchers that threw at least 50.0 IP... Tossed 7.2 consecutive scoreless innings across 5 outings from 4/14 - 5/6: 5 H, 1 BB, 6 K... Made his 2nd career spot start with 2.0 IP (3 H, 1 R, 0 BB, 1 K) on 5/6 at RIC... Allowed 1R in 4 straight outings (5/6 - 5/18) before throwing 3.0 scoreless IP on 5/24 vs. HFD... Allowed a Grand Slam in back-to-back outings on 5/27 vs. HFD and 5/30 vs. BIN... Tossed a career-long 4.2 IP allowing 1R on 6/16 @ SOM and picked up the win... Tossed a career-long 5.2 IP on 7/5 vs. Erie, began the outing with 5 perfect innings with 5 K's... From June 4 through the end of the season with Altoona: 4-5 with a 3.21 ERA (22 ER / 61.2 IP), 50 H, 17 BB, 41 K in 19 appearances, 7 starts (w/ ALT)... Promoted to Indy on 9/2 and made 1 appearance allowing 6R on 10 H in 3.0 IP, assigned back to ALT on 9/5... As starter (8 starts): 1-3, 4.45 ERA (16 ER / 32.1 IP), .213 BAA // As reliever (25 G): 4-3, 3.25 ERA (19 ER / 52.2 IP), .244 BAA... Made eight appearances with the Salt River Rafter's of the Arizona Fall League where he allowed seven runs in 8.1 innings pitched, walked nine and struck out eight...

2022: Split the campaign between three affiliates, spending the majority of the season with Altoona... His 86 strikeouts ranked 3rd-most among Pirates minor league relievers (Travis MacGregor - ALT/IND, Ricky DeVito - GBO)... Named to Bradenton's Opening Day Roster... Went 1-0, with a 1.69 ERA (2 ER / 10.2 IP) in 4 appearances to start the season... Picked up 19 strikeouts in 10.2 IP with just 7 H and 2 BB... Promoted to Greensboro on April 29... Went 1-0 with a 1.76 ERA (3 ER / 15.1 IP) in 10 games with Greensboro... Struck out 22 batters with just six walks in 15.1 IP

in GBO... Started first career game on 5/21 vs Bowling Green, allowed two runs on one hit in 3.0 IP... Promoted to Altoona on 6/7... Went a career-long 4.0 innings on 6/17 vs Erie (3 H, 1 R, 1 BB, 5 K) on 66 pitches and picked up the save... Matched his career-long outing again on 7/15 vs Richmond (3 H, 2 R (2 HR), 0 BB, 6 K)... Went 3.1 IP (4 H, 1 R, 4 K) in a spot start at BOW on 7/31... Allowed runs in just two of six appearances in the month of August recording a 1-0 record with a 2.38 ERA (3 ER / 11.1 IP) with ten strikeouts... Pitched more than 1.0 inning in 14-of-22 outings with Altoona... Held left-handed batters to a .182 batting average (10-for-55, 1 2B, 1 3B) and .486 OPS with the Curve...

2021: Went 1-0 with a 3.86 ERA (8ER / 18.2 IP) in 11G with Bradenton... Struck out 23 batters in 18.2 IP... Closed year on a 10-inning scoreless streak over 6G with 13K, aiding the Mauraders to a Low-A East Championship...

COLLEGE: Went 4-3 with a 3.13 ERA (60.1ip/21er) and 72 strikeouts in 10 starts as a junior in 2021 with the University of Hartford... Posted an America East Conference-best 0.90 ERA (20.0ip / 2er) during the shortened 2020 season... Was the first pitcher in America East history to earn Pitcher- and Rookie-of-the-Year honors in the same season in 2018... Took home Collegiate Baseball Freshman All-American accolades in 2018...



CAREER STATISTICS

YR	CLUB	W-L	ERA	G	GS	CG	SHO	SV	IP	H	R	ER	HR	BB	SO
21	Bradenton (A)	1-0	3.86	11	0	0	0	2	18.2	13	8	8	3	6	23
22	Bradenton (A)	1-0	1.69	4	0	0	0	0	10.2	7	2	2	1	2	19
	Greensboro (A+)	1-0	1.76	10	1	0	0	0	15.1	10	4	3	1	6	22
	Altoona (AA)	3-1	3.92	22	1	0	0	1	41.1	38	26	18	5	11	45
	2022 Totals (A/A+/AA)	5-1	3.07	36	2	0	0	1	67.1	55	32	23	7	19	86
23	Altoona (AA)	5-6	3.71	33	8	0	0	0	85.0	76	37	35	13	26	58
	Indianapolis (AAA)	0-1	18.00	1	0	0	0	0	3.0	10	6	6	0	0	3
	2023 Totals (AA/AAA)	5-7	4.19	34	8	0	0	0	88.0	86	43	41	13	26	61
	MiLB Totals (3 seasons)	11-8	3.72	81	10	0	0	3	174.0	154	83	72	23	51	170



PERSONAL

HEIGHT/WEIGHT: 6-1/187
BIRTHPLACE: San Jose, California
BORN: March 11, 1998
ACQUIRED: 5th Round (2019)

BATS/THROWS: Right/Right
RESIDES: San Jose, California
AGE: 26
SCHOOL: University of Nevada

CAREER HIGHS

IP (START): 6.0, 2x, last - 8/10/21 (GBO @ WS)
IP (RELIEF): 4.0, 2x, last - 5/27/21 (GBO vs. WIL)
RUNS ALLOWED: 7 - 8/24/21 (GBO @ ASH)

STRIKEOUTS: 9 - 7/27/21 (GBO vs. WS)
WALKS: 5, 2x, last - 9/16/21 (GBO @ HV)
MOST HITS: 8 - 8/12/19 (WV vs. AUB)

CAREER HIGHLIGHTS

2024 CURVE



17 H, 19 BB, 42 K)... Had a 0.82 ERA in 7 June appearances (2 er / 7.1 ip)... Promoted to Altoona on 6/29... Struck out at least one batter in each of his 6 July outings: 6.2 IP, 7 H, 3 R (2 ER), 2 BB, 8 K... Earned the win on 9/15 @ AKR w/ 1.1 scoreless innings of relief... Went 2-1 with a 4.37 ERA in 19 games with Altoona, in 22.2 IP, allowed 20 H, 16 BB, 19 K and 5 HBP...

2022: Was named to Greensboro's Opening Day roster for the second straight season and made five appearances for the Grasshoppers until he was placed on the injured list on April 30... Returned to the mound at the end of July and made two appearances for the FCL Pirates and one appearance for Low-A Bradenton... After his lone appearance for Bradenton, missed the rest of the season...

2021: Spent the entire season with High-A Greensboro and helped the Grasshoppers reach the High-A East Championship Series... Swung between the rotation and bullpen making ten starts and 15 relief appearances for Manager Kieran Mattison... Allowed 19 runs across his first 12 appearances of the season before turning in a brilliant month of July where he went 3-0 with a 2.49 ERA (6 ER / 21.2 IP) and struck out 29 batters in 5 total appearances and 4 starts... Tossed 6.0 scoreless innings with 9 strikeouts on July 27 against Hickory... Fired another solid start on August 10 at Winston-Salem and picked up the win with 6.0 innings of two-run ball and struck out 8... Allowed 13 runs across his final 6.2 innings in three outings to finish off the month of August... Tossed one scoreless inning in the High-A East Championship series against Bowling Green... Finished the season by making two appearances with Triple-A Indianapolis where he was touched for 8 runs in 1.1 innings pitched...

2020: Did not play as a result of COVID-19 Pandemic...

2019: Joined short-season West Virginia after signing with the Pirates and slowly built up his pitch count and innings... Made eight starts and 11 appearances for the Power... Was unscored upon in five outings...

CAREER TRANSACTIONS: Drafted by the Pittsburgh Pirates in the fifth round (154th overall) in the 2019 First-Year Player Draft out of the University of Nevada... Signed on June 12, 2019

CURVE CUTS: Grant Allan Ford...Became the first player drafted by the Pirates out of the University of Nevada since Justin Martin in 1999 (16th round)... Signed with the Pirates for a bonus of \$422,500... Was Nevada's highest draft selection since 2013 when Arizona selected Bradon Shipley 15th overall... Collegiate teammate Ryan Anderson was selected in the 12th round of the 2019 draft by the New York Yankees, he spent the 2022 season with Low-A Tampa where he made 35 appearances and recorded a 4.26 ERA... Attended Pioneer HS in San Jose, CA where he tossed a no-hitter on his Senior Day... Played baseball and basketball in high school... Lists his sports hero as Nolan Ryan... Allowed more than 2 ER just one time in his Junior season at Nevada where he served as the Wolf Pack's closer in 2019... Says Barry Bonds and Alfonso Soriano were some of his favorite players growing up... Did not begin pitching until his junior year of High School... Credits Pitching Coach Fernando Nieve as having a large influence on his career... Loves to hike through the mountains in Nevada with his dog...

2023: Assigned to Greensboro to start the year and went 4-0 with a 3.94 ERA in 20 appearances (32.0 IP,

CAREER STATISTICS

YR	CLUB	W-L	ERA	G	GS	CG	SHO	SV	IP	H	R	ER	HR	BB	SO
19	West Virginia (A-)	3-1	2.97	11	8	0	0	0	36.1	32	14	12	2	17	35
21	Greensboro (A+)	8-4	6.04	25	10	0	0	0	76.0	77	52	51	17	40	91
	Indianapolis (AAA)	0-0	54.00	2	0	0	0	0	1.1	6	8	8	2	4	2
	<i>2021 Totals (A+/AAA)</i>	<i>8-4</i>	<i>6.87</i>	<i>27</i>	<i>10</i>	<i>0</i>	<i>0</i>	<i>0</i>	<i>77.1</i>	<i>83</i>	<i>60</i>	<i>59</i>	<i>19</i>	<i>44</i>	<i>93</i>
22	GCL Pirates (Rk.)	0-0	3.00	2	2	0	0	0	3.0	3	2	1	0	1	5
	Bradenton (A)	0-0	13.50	1	0	0	0	0	1.1	1	2	2	0	2	1
	Greensboro (A+)	1-0	3.60	5	0	0	0	0	10.0	6	4	4	0	9	5
	<i>2022 Totals (Rk./A/A+)</i>	<i>1-0</i>	<i>4.40</i>	<i>8</i>	<i>2</i>	<i>0</i>	<i>0</i>	<i>0</i>	<i>14.1</i>	<i>10</i>	<i>8</i>	<i>7</i>	<i>0</i>	<i>12</i>	<i>11</i>
23	Greensboro (A+)	4-0	3.94	20	0	0	0	0	32.0	17	15	14	4	19	42
	Altoona (AA)	2-1	4.37	19	0	0	0	0	22.2	20	12	11	4	16	19
	<i>2023 Totals (A+/AA)</i>	<i>6-1</i>	<i>4.12</i>	<i>39</i>	<i>0</i>	<i>0</i>	<i>0</i>	<i>0</i>	<i>54.2</i>	<i>37</i>	<i>27</i>	<i>25</i>	<i>8</i>	<i>35</i>	<i>61</i>
	MiLB Totals (4 seasons)	18-6	5.07	85	20	0	0	0	182.2	162	109	103	29	108	200



PERSONAL

HEIGHT/WEIGHT: 6-3/217
BIRTHPLACE: Fresno, California
BORN: January 12, 1998
ACQUIRED: 3rd Round (2019)

BATS/THROWS: Left/Right
RESIDES: Fresno, California
AGE: 26
SCHOOL: Arizona

CAREER HIGHS

HITS: 4 - 2x, last 8/23/23 (ALT vs AKR)
RUNS: 3, 7x, last - 5/25/23 (ALT vs. HFD)
HOME RUNS: 2, 2x, last - 7/6/21 (GBO vs. ASH)

RBI: 5 - 2x, last 6/1/23 (ALT vs BIN)
STOLEN BASES: 3, 6/23/23 (ALT vs. BOW)
HITTING STREAK: 17 games, 8/12 - 9/6/23

AWARDS & HONORS

2021 MiLB.com Pittsburgh Organizational All-Star
 2021 High-A East Most Valuable Player
 2021 *Baseball America* Pirates Minor League Player of the Year

PROSPECT RANKINGS

2022: *Baseball America* No. 12 / MLB.com No. 10 Pirates Prospect
 2022 MLB.com No. 23 Pirates Prospect

CAREER HIGHLIGHTS

CAREER TRANSACTIONS: Drafted by the Pittsburgh Pirates in the 3rd round (95th overall) of the 2019 First-Year Player Draft out of Arizona...Signed on June 11, 2019

(7/10 - 7/13) before the All-Star Break... Turned in his best month of the season in July: .282/.358/.435 with 4 2B, 3 3B, 1 HR, 13 RBI, 6-6 SB in 24G...

CURVE CUTS: Matthew Teran Fraizer (Matt)... Born in Fresno, CA... Last name pronounced "fray-zhurr"... Signed for \$525,000... Father, Terance, was drafted in the 24th round of the 1992 draft by the Oakland Athletics after a collegiate playing career at Fresno State and New Mexico... Has one brother, Jacob, and three sisters, Alyssa, Madeline and Shanti... Jacob played two seasons of baseball at Cal Poly Pomona... Adjusted his swing after the 2019 season to improve his power, telling Mike Persak of the Pittsburgh Post-Gazette: "My contact point was really deep. Generally trying to hit the ball inside my body, which I always thought was correct. Looked at the data, and they said, 'For you to get the most out of your swing, the contact point, have it more out front.'" -- Adjustment led to more consistent game power... Played the trumpet for several years as a kid...

2021: Earned the Honus Wagner Player-of-the-Year Award, given to the top minor league player in the Pirates Organization... Began the season with High-A Greensboro and batted .314/.401/.578 with 14 2B, 3 3B, 20 HR and 50 RBI in 75 games... Led the High-A East in hits (95), walks (43), runs (64), home runs (20) and batting average (.314) at the time of his call-up on August 5, also ranked second in the league in slugging percentage (.578) and second in OPS (.979)... After the season was named the High-A East's Most Valuable Player... Had four on-base streaks of 12 games or longer in Greensboro, three hit streaks of 12+ games... Was one of 18 players in MiLB with 20 HR at the time of his call-up... Had a 15-game on-base streak end in his Double-A debut in game 1 of the doubleheader on 8/6 at Akron... Recorded four straight multi-hit games on 8/6 G2, 8/7, 8/8 and 8/10... Batted .321 with a .359 on-base percentage in August between Greensboro and Altoona, recorded 12 extra base hits in 22 games... Drew a career-high 3 walks on 9/5 at Akron... Recorded 10 multi-hit games in his first 25 games played with Altoona... Finished the season by going 7-for-16 with 3 2B, 1 HR, 3 RBI in four games at Bowie... Won the High-A East Batting title (.314) despite promotion to Altoona on 8/5... Finished the season second in home runs by a Pirates minor leaguer (23), first in hits (133), tied for second in triples (6), tied for second in doubles (26)... Was one of two players in MiLB with 25+ 2B, 5+ 3B, 20+ HR and 15+ SB... Totaled 37 multi-hit games between Greensboro and Altoona...

2023: Assigned to Altoona to begin the season... Batted .252/.326/.357 with 16 2B, 3 3B, 8 HR, 50 RBI and 21-24 SB in a team-high 121 games... Finished the season 6th in the Eastern League in Hits (110) and runs scored (67)... Was one of 17 Pirates minor leaguers to steal 20 bases (21)... Also ranked 6th among PIT MiLB in hits and runs scored... Ranked the No. 23 prospect in the Pirates system by MLB Pipeline... Knocked the second of back-to-back home runs with INF Domingo Leyba on 4/11 at Erie, part of a 3-for-4 day at the plate... Homered again on 4/12 at Erie, 3rd time in pro career with HR in consecutive games... 7G Hit Streak (4/8 - 4/16): .357/.419/.679 with 3 2B, 2 HR, 3 RBI, 3 BB... Doubled a career-high 3 times on 5/13 vs. Akron... Matched his career-high with 5 RBI on 6/1 vs. BIN... 11G On-base (6/30 - 7/21): .366/.469/.463 with 2B, 1 HR, 4 RBI, 7 BB, 5-5 SB... Matched his career-high with 4 hits on 8/23... 18G On-Base (8/12 - 9/6): .342/.377/.507 with 2 2B, 2 3B, 2 HR and 10 RBI... Had hits in 17 straight games during his on-base streak, matching Tsung-Che Cheng for the longest by an Eastern League hitter this season... Batted in all 9 positions in the Altoona batting order...

2020: Did not play as a result of COVID-19 pandemic

2019: Made his professional debut with short-season West Virginia, batting .221 with six extra base hits in 43 games... Stole five bases in eight tries... Batted .288 with four extra base hits in the month of July, slumped to .193 mark in his final 25 games of the season...

2022: Finished the season 1st in 3B (7), 2nd in G (116), 4th in SB (18) on the Curve... His 7 3B were 3rd in the Eastern League and 2nd among PIT MiLB (Swaggerty - 8)... Blasted a 2-run HR on 4/8 vs. HBG... Picked up the game-winning hit on 4/27 at AKR, a 2-run single in the 7th inning of a 2-1 win... Knocked his second HR of the season on 5/20 vs RIC with a 3-for-5 day and 4 RBI... Clobbered a lead-off HR on 6/23 @ NH on the second pitch of the game, second of the season by ALT (Gonzales, 4/29)... Had an 8-game on-base streak (6/17 - 6/25): .303/.410/.515 with 2 2B, 1 3B, 1 HR, 3 RBI, 5 BB... Had a 5-game hit streak (7/3 - 7/8): .412/.444/.529 with 1 2B, 3 RBI, 1 BB... Added another 13-game on-base streak (7/3-7/18): .348/.412/.543 with 2 2B, 2 3B, 1 HR, 9 RBI, 6-6 SB... Drove in at least one run in three straight games

COLLEGE: Hit .412 (35-for-85) with six doubles, two triples, one home run and 28 RBI in 19 games as a junior in 2019 at the University of Arizona... Was limited because of a broken hamate bone in his wrist started all 19 games in center field prior to that, led the team with 28 RBI at the time of his injury... Became the ninth player ever drafted by the Pirates out of the University of Arizona and the first since Michael Flynn in 2018; also marked the fifth time in the last six years the Pirates drafted a player from the University of Arizona...Hit .300 with three home runs and 60 RBI in 106 games during his three-year career as a Wildcat... Was one of three Wildcats picked in the first three rounds, joining INF Cameron Cannon (43rd overall, Boston) and INF Nick Quintana (47th overall, Detroit)... Same alma mater as former Curve OF Jared Oliva (7th round, 2017)...

CAREER STATISTICS

YR	CLUB	AVG	G	AB	R	H	2B	3B	HR	RBI	BB	SO	SB	OBP	SLG
19	West Virginia (A-)	.221	43	154	20	34	5	1	0	15	14	38	5	.287	.266
21	Greensboro (A+)	.314	75	303	64	95	14	3	20	50	43	74	14	.401	.578
	Altoona (AA)	.288	37	132	20	38	12	3	3	18	13	34	1	.356	.492
	2021 Totals (A+/AA)	.306	112	435	84	133	26	6	23	68	56	108	15	.388	.552
22	Altoona (AA)	.219	116	439	56	96	18	7	6	44	35	114	18	.284	.333
23	Altoona (AA)	.252	121	437	67	110	16	3	8	50	43	104	21	.326	.357
	MiLB Totals (4 seasons)	.255	392	1465	227	373	65	17	37	177	148	364	59	.328	.398

2024 CURVE



PERSONAL

HEIGHT/WEIGHT: 6-1/170
BIRTHPLACE: La Romana, D.R.
BORN: September 25, 1993
ACQUIRED: MiLB Free Agent (2023)

BATS/THROWS: Left/Left
RESIDES: La Romana, D.R.
AGE: 30 (Turns 31 on September 25)
SCHOOL: N/A

CAREER HIGHS

IP (START): 6.0 - 6/1/11 (DSL HOU @ DSL CLE) **STRIKEOUTS:** 8 - 6/18/13 (DSL HOU vs. DSL SEA)
IP (RELIEF): 2.2 - 7/6/12 (DSL HOU @ DSL SEA) **WALKS:** 5, 4x, last - 8/23/13 (DSL HOU vs DSL SEA)
RUNS ALLOWED: 8 - 8/1/11 (DSL HOU @ DSL KC) **MOST HITS:** 7 - 6/12/13 (DSL HOU vs. DSL TB)

CAREER HIGHLIGHTS

CAREER TRANSACTIONS: Signed as an International Free-Agent by the Houston Astros on September 23, 2010...Released by Houston on January 7, 2014...Signed as a minor league free agent by the Pittsburgh Pirates on February 10, 2023...

Pitched for Estrellas in the Dominican Winter League following the season, going 3-0 with a 4.05 ERA (3ER/6.2IP) in 11 appearances...

JAPAN: Spent the 2018-2022 seasons pitching for the Hiroshima Carp, where he converted on 32 saves and made 202 total appearances out of the bullpen...

CURVE CUTS: Geronimo Franzua... Pronounced "her-ron-imo fran-swah"... Originally signed with the Houston Astros on 9/23/2010 and spent 3 seasons pitching for their DSL club from 2011-13... Took a 4-year hiatus from professional baseball and did not play from 2014-17... Signed with the Hiroshima Carp of the NPB for the 2018 season and spent the 2018-22 seasons pitching for them... Recorded a 2.29 ERA across the 2018-20 seasons for Hiroshima with 32 saves, totaled 186 appearances in 243.2 IP... Totaled just 24 appearances across the 2021 and 2022 seasons pitching for Hiroshima while he was plagued by a knee injury (h/t Piratesprospects.com)...

2023: Signed with the Pirates in February of 2023 and spent the season rehabbing with the FCL Pirates and Bradenton before his assignment to Altoona... Made 10 appearances, 1 start, with the FCL and Bradenton going: 2-1 with a 5.56 ERA, in 11.1 IP he allowed 10 runs (7 earned) on 13 hits and 0 walks with 12 strikeouts... Returned from rehab and assigned to ALT on 7/6... Struck out 3 and allowed a go-ahead 2R HR to Erie's Diego Rincones in a 5-3 loss to Erie on 7/6 in his team debut... Picked up his first save on 9/1 at Erie... Went 2-2 with a 7.08 ERA in 17 G for Altoona, struck out 23 batters in 20.1 IP...



CAREER STATISTICS

YR	CLUB	W-L	ERA	G	GS	CG	SHO	SV	IP	H	R	ER	HR	BB	SO
11	DSL Houston (Rk.)	0-6	4.12	11	10	0	0	0	39.1	35	32	18	1	29	26
12	DSL Houston (Rk.)	0-0	8.10	12	1	0	0	0	13.1	12	19	12	1	31	12
13	DSL Houston (Rk.)	1-3	4.42	14	9	0	0	0	38.2	30	23	19	0	31	39
18	Hiroshima (JPCL/JPWL)	6-5	1.89	56	0	0	0	1	105.0	71	28	22	8	53	124
19	Hiroshima (JPCL/JPWL)	8-6	2.69	69	0	0	0	12	73.2	56	29	22	8	32	94
20	Hiroshima (JPCL)	2-3	2.45	53	0	0	0	19	55.0	39	18	15	7	17	62
21	Hiroshima (JPCL/JPWL)	1-2	5.91	13	0	0	0	0	10.2	13	9	7	1	7	13
22	Hiroshima (JPCL/JPWL)	1-0	7.36	11	0	0	0	0	11.0	11	9	9	2	7	10
23	GCL Pirates (Rk.)	1-0	4.91	3	1	0	0	0	3.2	5	3	2	0	0	5
	Bradenton (A)	1-1	5.87	7	0	0	0	0	7.2	8	7	5	1	0	7
	Altoona (AA)	2-2	7.08	17	0	0	0	1	20.1	24	17	16	3	7	23
	<i>2023 Totals (Rk./A/AA)</i>	<i>4-3</i>	<i>6.54</i>	<i>27</i>	<i>1</i>	<i>0</i>	<i>0</i>	<i>1</i>	<i>31.2</i>	<i>37</i>	<i>27</i>	<i>23</i>	<i>4</i>	<i>7</i>	<i>35</i>
	MiLB Totals (4 seasons)	5-12	5.27	64	21	0	0	1	123.0	114	101	72	6	98	112
	Career Totals (9 seasons)	26-29	3.49	285	22	0	0	33	395.0	321	205	153	33	224	430

2024 CURVE



PERSONAL

HEIGHT/WEIGHT: 6-0/205
BIRTHPLACE: Arlington, Texas
BORN: September 24, 1997
ACQUIRED: 5th Round (2021)

BATS/THROWS: Right/Right
RESIDES: Cedar Hill, Texas
AGE: 26 (Turns 27 on September 24)
SCHOOL: Dallas Baptist

CAREER HIGHS

HITS: 4, 4x, last - 8/6/23 (ALT vs. RIC)
RUNS: 3, 4x, last - 4/30/23 (GBO vs. ROM)
HOME RUNS: 3 - 4/30/23 (GBO vs. ROM)

RBI: 6 - 4/30/23 (GBO vs. ROM)
STOLEN BASES: 2, 2x, last - 8/3/22 (GBO @ BG)
HITTING STREAK: 10 games, 8/15 - 8/26/23

CAREER HIGHLIGHTS

CAREER TRANSACTIONS: Drafted by the Pittsburgh Pirates in the 5th round (133rd) overall in the 2021 First Year Player Draft out of Dallas Baptist University...Signed on July 17, 2021...

CURVE CUTS: Jackson Cade Glenn... Became the first Pirates player selected out of Dallas Baptist since Vic Black in 2009... Signed with the Pirates for a bonus of \$12,500, his under slot signing allowed the Pirates to sign several other players over their allotted slot amount in the 2021 draft... Attended Ovilla Christian School and was a four-time all state honoree... Also played basketball in high school and was twice named a First Team All-District selection... Attended Grayson Junior College (TX) for two seasons before joining Dallas Baptist for his final years of collegiate eligibility... Was one of five players from Dallas Baptist drafted in 2021, second after Dominic Hamel (NYM, 3rd Round)... Helped DBU advance out of the Fort Worth Regional with wins over Oregon State and TCU, before falling to Virginia in 3 games in the Columbia Super Regional...

2023: Assigned to Greensboro to start the year, batted .299/.380/.474 with 6 2B, 6 HR, 30 RBI and 3-4 SB in 38 games... Had a career-high 6 RBI as part of a 3-homer game on 4/30 vs. Rome... Assigned to Altoona on 7/4... Knocked his first HR on 7/22 vs. Reading with a leadoff shot, finished the game a 3B shy of the cycle... Smacked a 3-run homer on 7/27 @ HBG to lead a 5-3 win... Matched his career-high with 4 hits (HR, 3 1B) vs. Richmond on 8/6... 10G Hit (8/15 - 8/26): .349/.404/.581/.985 OPS, 3 2B, 2 3B, 1 HR, 4 RBI, 4 BB, 7 K, 2-3 SB... Batted .317 with 12 extra base hits in 25 games during the month of August... Picked up at least 1 hit in 23-of-26 games to finish the season... In 54G w/ ALT, batted .274/.329/.443 with 13 2B, 3 3B, 6 HR, 30 RBI and 4-5 SB... Finished the season 9th among PIT MiLB w/ 101 hits, also ranked 7th in RBI (60) and 3rd in batting average (.284)(minimum 300 PA)...Set career-highs in games played (92), at-bats (356), runs scored (51), hits (101), doubles (19), triples (3), home runs (12), RBI (60), and stolen bases (7)...

2022: Spent the entire season with High-A Greensboro... Started the season off strong with hits in each of his first six games, batted .283/.353/.413 with 3 2B, 1 HR and 4 RBI in 13 April games... Struggled through a difficult month of May where he struck out 22 times in 48 at-bats, hit .125... Homered in back-to-back games on June 11 and 12... Remained in a part-time role throughout the season, batted just .169 in August... Picked up 3 2B in 7 games in September and batted .250...

2021: Made his professional debut with the FCL Pirates and Low-A Bradenton Marauders... Picked up hits 19-of-20 games to start his tenure with Bradenton... Recorded 9 multi-hit games during his 28 regular season appearances for the Marauders... Started all 3 games of the Low-A Southeast Championship Series against Tampa and went 4-for-14 with 2 2B, 1 HR and 3 RBI... Swatted a 3-run home run in Game 3 as part of a 5-run 7th inning to clinch the Championship, Bradenton won 11-3...

COLLEGE: Was the Joe Carter Missouri Valley Conference Player-of-the-Year in 2021... Was named an All-American by five separate publications in 2021... Hit a team-best .366 with 19 doubles, 21 home runs and 55 RBI during his senior season... Finished tied for fourth in the country with 21 home runs; the third-most in a single-season in Dallas Baptist University's Division I era dating back to 2004... Recorded a .732 slugging percentage in 2021, which was the fifth-best single-season mark in Dallas Baptist's Division I era; his 86 hits in 2021 were also the 10th-most in a single season... Ranked 12th among among all Division I players with a .732 slugging percentage in 2021... Hit .317 with 40 doubles, 30 home runs and 118 RBI during his career at Dallas Baptist

2024 CURVE



CAREER STATISTICS

YR	CLUB	AVG	G	AB	R	H	2B	3B	HR	RBI	BB	SO	SB	OBP	SLG
21	FCL Pirates (Rk.)	.400	2	5	1	2	2	0	0	1	1	1	0	.500	.800
	Bradenton (A)	.337	28	101	22	34	12	1	0	14	22	21	1	.452	.475
	2021 Totals (Rk./A)	.340	30	106	23	36	14	1	0	15	23	22	1	.454	.491
22	Greensboro (A+)	.216	86	287	34	62	16	2	4	31	29	86	11	.297	.328
23	Greensboro (A+)	.299	38	137	20	41	6	0	6	30	17	25	3	.380	.474
	Altoona (AA)	.274	54	219	31	60	13	3	6	30	14	46	4	.329	.443
	2023 Totals (A+/AA)	.284	92	356	51	101	19	3	12	60	31	71	7	.349	.455
MiLB Totals (3 seasons)		.266	208	749	108	199	49	6	16	106	83	179	19	.346	.411



PERSONAL

HEIGHT/WEIGHT: 5-11/180
BIRTHPLACE: Atlanta, Georgia
BORN: October 4, 2000
ACQUIRED: 5th Round (2022)

BATS/THROWS: Left/Left
RESIDES: Atlanta, Georgia
AGE: 23 (Turns 24 on October 4)
SCHOOL: Georgia Tech

CAREER HIGHS

HITS: 3, 8x, last - 9/7/23 (GBO @ BG)
RUNS: 4 - 9/7/23 (GBO @ BG)
HOME RUNS: 1, 9x, last - 8/31/23 (GBO vs. HIC)

RBI: 3, 5x, last - 8/5/23 (GBO vs. ASH)
STOLEN BASES: 2 - 9/9/22 (BRD @ CLR)
HITTING STREAK: 14 games, 4/30 - 5/19/23

AWARDS & HONORS

2023 MiLB.com Pirates Organizational All-Star

PROSPECT RANKINGS

2024 MLB.com No. 28 Pirates Prospect

2024 CURVE

CAREER HIGHLIGHTS

CAREER TRANSACTIONS: Drafted by the Los Angeles Dodgers in the 37th round of the 2019 First-Year Player Draft but did not sign... Drafted by the Pittsburgh Pirates in the 5th round (140th overall) of the 2022 First-Year Player Draft out of Georgia Tech... Signed on July 26, 2022

CURVE CUTS: Eduardo Alberto "Tres" Gonzalez... Older sister, Gabriela, played tennis at Georgia Tech... Father, Eddie, once captained the tennis team at ACC rival North Carolina State... Ranked the No. 3 outfielder in Georgia and a top-50 outfielder in the nation by Perfect Game... 2019 Perfect Game First-Team Preseason All-Region for the southeast... Four-year letterwinner at Mount Vernon Presbyterian, named captain in final two seasons... Also lettered for three seasons in tennis...

2024: Named to the Pirates Spring Breakout roster, where he went 0-for-2 as the starting left fielder against the Orioles...

2023: Split the season between Low-A Bradenton and High-A Greensboro... Finished the season second among Pirates Minor Leaguers in batting average with a .289 average (minimum of 300 plate appearances)... Also ranked third in the South Atlantic League in batting average (.287), second in on-base percentage (.400) and tied for seventh in OPS (.802) along with teammate Jase Bowen... Picked up a hit in each of his first 13 games with Greensboro, finishing with a season-long 14-game hit streak... Hit his stride in the month of July putting a .321/.418/.512 batting line with 7 2B, 3 HR, 12 RBI and 4-5 SB in 20 games during the calendar month... Picked up a hit in 12 straight games from July 30 to August 15... Reached base safely in 13-of-28 plate appearances in 5 games in September...

2022: Made his professional debut with the FCL

Pirates and finished the season playing 24 games with Low-A Bradenton...

COLLEGE: Batted .339 with five home runs and 57 RBI in 60 games in 2022 with Georgia Tech, while striking out just 27 times in 230 at-bats... Was ranked No. 138 on the Top 250 draft prospects list by MLB Pipeline... Earned second-team All-ACC honors in 2022 for Georgia Tech... Hit .313 in 129 games during his three-year career at Georgia Tech with 142 hits, 32 doubles, two triples, eight home runs, 87 RBI, a .442 OBP and .446 slugging percentage...



CAREER STATISTICS

YR	CLUB	AVG	G	AB	R	H	2B	3B	HR	RBI	BB	SO	SB	OBP	SLG
22	FCL Pirates (Rk.)	.000	1	2	1	0	0	0	0	0	0	0	0	.333	.000
	Bradenton (A)	.325	24	80	12	26	4	1	0	12	9	12	7	.413	.400
	<i>2022 Totals (Rk./A)</i>	<i>.317</i>	<i>25</i>	<i>82</i>	<i>13</i>	<i>26</i>	<i>4</i>	<i>1</i>	<i>0</i>	<i>12</i>	<i>9</i>	<i>12</i>	<i>7</i>	<i>.413</i>	<i>.390</i>
23	Bradenton (A)	.299	19	67	15	20	4	0	1	12	15	11	6	.427	.403
	Greensboro (A+)	.287	94	366	73	105	18	0	8	46	65	84	22	.400	.402
	<i>2023 Totals (A/A+)</i>	<i>.289</i>	<i>113</i>	<i>433</i>	<i>88</i>	<i>125</i>	<i>22</i>	<i>0</i>	<i>9</i>	<i>58</i>	<i>80</i>	<i>95</i>	<i>28</i>	<i>.405</i>	<i>.402</i>
	MiLB Totals (2 seasons)	.293	138	515	101	151	26	1	9	70	89	107	35	.405	.400



PERSONAL

HEIGHT/WEIGHT: 6-1/231
BIRTHPLACE: Caracas, Venezuela
BORN: October 31, 1999
ACQUIRED: Trade - PHI (2021)

BATS/THROWS: Right/Right
RESIDES: Miranda, Venezuela
AGE: 24 (Turns 25 on October 31)
SCHOOL: N/A

CAREER HIGHS

HITS: 4 - 6/28/17 (GCL ATL @ GCL PIT)
RUNS: 4, 2x, last - 7/20/21 (CLR @ TAM)
HOME RUNS: 1, 28x, last - 6/29/23 (ALT @ HBG)
RBI: 4, 2x, last - 6/1/23 (GBO @ WS)
STOLEN BASES: 1, 10x, last - 7/5/23 (ALT vs. ERI)
HITTING STREAK: 17 games, 6/28 - 7/25/18

PROSPECT RANKINGS

2020 *Baseball America* No. 26 Phillies Prospect
 2021 *Baseball America* No. 26 Phillies Prospect
 2022 *Baseball America* No. 22 Pirates Prospect

CAREER HIGHLIGHTS

CAREER TRANSACTIONS: Signed as an international free agent by the Atlanta Braves on July 2, 2016... Granted free agency on November 21, 2017... Signed by the Philadelphia Phillies to a minor league contract on December 21, 2017... Traded from Philadelphia to Pittsburgh on July 30, 2021 in exchange for LHP Braeden Ogle...

CURVE CUTS: Abrahan Alberto Gutierrez... Had his contract voided by MLB after his first season as a professional as a result of the Atlanta Braves' circumvention of the International Bonus Pool. The scandal also allowed the Pirates to sign INF Ji-Hwan Bae... At the 2021 trade deadline was reported to be involved in a trade to the Pirates for LHP Tyler Anderson, but the deal fell through due to issues with the other prospect's physical. Anderson was later dealt to Seattle and the Pirates acquired Gutierrez in a separate deal for LHP Braeden Ogle... Ogle and Gutierrez were teammates together in Altoona for a brief time in 2023 and worked together several times...

2024: Was a non-roster invite to Pittsburgh Pirates Spring Training...Named to the Pirates Spring Breakout roster, where he went 0-for-1 as the starting catcher...

2023: Hit a combined .240 (46-for-192) with 10 2B, five HR, and 27 RBI in 53 games between High-A Greensboro and Double-A Altoona... Assigned to Greensboro to begin the season, batted .260/.360/.403 with 5 2B, 2 HR, 14 RBI, 10 BB and 14 K in 20 G... Spent 30 total days on IL (7 in April, 23 in May)... Reached base safely in 5 straight games since return from IL before promotion: .421/.476/.737/1.123 with 3 2B, 1 HR, 8 RBI, 2 BB, 3 K... Promoted to ALT on 6/6... Went 0-for-3 with 1 BB in his Double-A debut on 6/6 @ RIC, picked up his 1st hit with a 2B on 6/7 @ RIC... Smashed a game-tying 2R HR in the 9th on 6/11 @ RIC... Homered in second-straight game on 6/13 @ SOM... Reached base safely in 15-of-first-17 games with Altoona... Walked a career-high 4 times on 7/4 vs. Erie... Placed on 7-Day IL on 7/28 and missed the rest of the season with right shoulder injury...

2022: Spent the entire season with High-A Greensboro... Set career-highs in games played (108), runs (51), hits

(97), doubles (22), home runs (12), runs batted in (56), and stolen bases (4)... Recorded the first 10-game hit streak of his career from April 21 to May 4 during which he hit .344/.421/.500 with 2 2B, 1 HR and 6 RBI... Put together his most complete month at the plate in the month of June where he batted .273/.333/.429 with 3 2B, 3 HR and 14 RBI... Recorded 4 HR across the final 7 games of the month of July, finished the calendar month with a .419 on-base percentage... Drew a walk in five straight games from August 31 - September 4... Finished the season with 8 of his 12 home runs at hitter-friendly First National Bank Field in Greensboro... Threw out 26% of potential base stealers throughout the season despite splitting catching duties with Henry Davis and Endy Rodriguez throughout the season...

2021: Began the season with Low-A Clearwater in the Philadelphia Phillies organization... Batted .306/.413/.403 with 3 2B, 1 HR and 9 RBI in the first month of the season... Drew 15 walks in 16 games across the month of July before he was traded to the Pirates on July 31 for LHP Braeden Ogle... Joined Low-A Bradenton and picked up 4 multi-hit games in his first 6 appearances with the Marauders... Played in 22 games with the Marauders and drew 16 walks, recording a .448 on-base percentage... Paced the Marauders offense in the Low-A Southeast Championship Series by going 5-for-11 with 3 HR and 5 RBI, also drew 2 walks... Picked up a hit in each game of the Championship series including a 3-hit day in the series-clinching win with 2 home runs and 3 runs batted in...

2020: Did not play as a result of COVID-19 Pandemic...

2019: Spent the entire season with Single-A Lakewood... Began the season with a 10-game hit streak which included four 2-hit games... Hit .340/.367/.404 with 3 2B and 4 RBI in 12 games in the month of April... After hitting .163 in the month of May, bounced back in June with a .298/.369/.456 batting line, also added 3 2B, 2 HR and 8 RBI... Recorded 4 straight multi-hit games between June 11 and June 15... Struggled down the stretch of the season, batting .241 in his final 24 games...

CAREER STATISTICS

YR	CLUB	AVG	G	AB	R	H	2B	3B	HR	RBI	BB	SO	SB	OBP	SLG
17	GCL Braves (Rk.)	.264	35	129	15	34	9	0	1	12	10	21	0	.319	.357
18	GCL Phillies West (Rk.)	.315	41	162	24	51	10	1	1	30	10	16	2	.362	.407
19	Lakewood (A)	.246	83	289	23	71	9	0	4	27	28	62	3	.314	.318
21	Clearwater (A)	.288	50	177	30	51	10	0	5	32	37	31	0	.420	.429
	Bradenton (A)	.294	22	68	16	20	8	2	0	4	16	13	0	.448	.471
	2021 Totals (A)	.290	72	245	46	71	18	2	5	36	53	44	0	.428	.441
22	Greensboro (A+)	.257	108	377	51	97	22	0	12	56	52	112	4	.356	.411
23	Greensboro (A+)	.260	20	77	10	20	5	0	2	14	10	14	0	.360	.403
	Altoona (AA)	.226	33	115	11	26	5	0	3	13	16	16	1	.333	.348
	2023 Totals (A+/AA)	.240	53	192	21	46	10	0	5	27	26	30	1	.344	.370
	MiLB Totals (6 seasons)	.265	392	1394	180	370	78	3	28	188	179	285	10	.357	.386

2024 CURVE



PERSONAL

HEIGHT/WEIGHT: 6-2/185
BIRTHPLACE: Sanford, NC
BORN: July 12, 2001
ACQUIRED: CB-A (36th Overall, 2022)

BATS/THROWS: Right/Right
RESIDES: Sanford, NC
AGE: 22 (Turns 23 on May 27)
SCHOOL: Campbell Univ.

CAREER HIGHS

IP (START): 7.0, 3x, last - 8/18/23 (GBO vs BG)
IP (RELIEF):
RUNS ALLOWED: 6 - 4/14/23 (BRD @ LAK)

STRIKEOUTS: 11, 8/1/23 (GBO vs. ASH)
WALKS: 3, 5x, last - 8/30/23 (GBO vs. HIC)
MOST HITS: 8, 2x, 7/26/23 (GBO vs. WS)

AWARDS & HONORS

South Atlantic League Pitcher of the Week - June 11, 2023

2024 *Baseball America* No. 6/MLB.com No. 6 Pirates prospect

PROSPECT RANKINGS

CAREER HIGHLIGHTS

2024 CURVE

CAREER TRANSACTIONS: Drafted by the Pittsburgh Pirates in the Competitive Balance Round-A (36th overall) of the 2022 First-Year Player Draft out of Campbell University... Signed with the Pirates on July 22, 2022 and received a bonus of \$2,050,000...

CURVE CUTS: Thomas Hinson Harrington... Told Zach Buchanan of *The Athletic* that the legal name on his birth certificate is Tom, but goes by Thomas... Went on to say that his father is also named Tom, but goes by Tommy and his grandfather was also named Tom and went by Tom... "It's just a big mix-up, it's so weird"... Attended Southern Lee High in Sanford, N.C. where he began pitching full-time as a junior... Mostly played shortstop prior to turning his attention to the mound... Had his senior season of high school baseball cut short by the COVID-19 Pandemic... Didn't receive significant interest from collegiate programs until late in his high school career and chose to walk-on at Campbell, a school located approximately 35 minutes from his hometown... Was put on scholarship after his freshman season at Campbell... Was the second-highest draft pick in Campbell and Big South Conference history, trails only teammate Zach Neto (Angels, 13th overall, 2022)... Has four siblings, Blake, Cooper, Ben and Elizabeth... Parents are Tommy and Tina Harrington... Told *Baseball America* that one of his biggest adjustments to professional baseball has been pitching on a 5-day rotation which he experienced for the first time when he was promoted to Greensboro in June of 2023, uses dry needling as a recovery process which is a technique similar to acupuncture that allows muscles to recover... Adjusted the grip on his slider to adopt more of a sweeping slider as a pro, described it as a "fun challenge"... Also features a curveball and change-up with a fastball in the low-90's... Has also used a 2-seam fastball and cutter as pro... Spent the 2023-24 season training as a remote athlete with Ascent Athlete, a baseball and softball development center located in Garnet Valley, PA...

ranked fourth among Florida State League pitchers in ERA with a 2.77 mark... Tossed a career-long 7.0 scoreless innings on June 8 against Wilmington allowing just two hits, no walks and struck out eight... Matched his career-long outing again on August 1 against Ashville and picked up a career-high 11 strikeouts... Matched his career-long outing again on August 18 against Bowling Green and struck out eight in a Grasshoppers win... Recorded a 2.67 ERA (10 ER / 33.2 IP) in six starts during the month of August... His 106 strikeouts from June 1 through the end of the season was the most by any pitcher at High-A... His 3.87 ERA with the Grasshoppers ranked ninth among all pitchers at High-A from the time of his promotion through the rest of the season... Struck out seven-or-more batters in a start nine times in his 26 starts...

2022: Signed with the Pirates and did not pitch after his college season...

COLLEGE: Went 12-2 with a 2.53 ERA (92.2ip/26er), 111 strikeouts, 18 walks and .204 batting average against in 15 starts in 2022 for Campbell University... Earned Big South Pitcher-of-the-Year honors in 2022 after leading all NCAA pitchers in wins (also set new school records in wins and strikeouts)... Took home first-team All-America honors from both the ABCA and D1Baseball in 2022 while being the first player in Campbell history to be named to the Golden Spikes Award mid-season Watch List... Was ranked No. 45 on the Top 250 draft prospects list by MLB Pipeline and 48th by *Baseball America*... Was named the 2021 Big South Freshman-of-the-Year... Recorded a 2.94 ERA in his career at Campbell University, the fourth-best mark in program history among pitchers with at least 100.0 innings.. Was named the Big South Scholar Athlete-of-the-Year in 2022 and a first-team CoSIDA Academic All-American as a kinesiology, pre-physical therapy major...

2024: Was a non-roster invitee to Pirates Spring Training... Selected to the Pirates Spring Breakout Roster but did not participate due to injury...

2023: Split the season between Single-A Bradenton and High-A Greensboro... Finished the season tied first among Pirates minor leaguers in strikeouts (146) with RHP Jared Jones, also ranked second in ERA (3.53, minimum 90.0 IP)... Began the season with Single-A Bradenton and struck out 40 batters in 39.0 IP with a 2.77 ERA... At the time of his promotion to High-A Greensboro on June 1,

CAREER STATISTICS

YR	CLUB	W-L	ERA	G	GS	CG	SHO	SV	IP	H	R	ER	HR	BB	SO
23	Bradenton (A)	4-1	2.77	8	8	0	0	0	39.0	31	12	12	3	12	40
	Greensboro (A+)	3-5	3.87	18	18	0	0	0	88.1	86	44	38	11	29	105
2023 Totals (A/A+)		7-6	3.53	26	26	0	0	0	127.1	117	56	50	14	41	146
MLB Totals (1 season)		7-6	3.53	26	26	0	0	0	127.1	117	56	50	14	41	146



PERSONAL

HEIGHT/WEIGHT: 6-2/176
BIRTHPLACE: San Antonio, TX
BORN: April 8, 2001
ACQUIRED: Trade - SD (2021)

BATS/THROWS: Left/Left
RESIDES: San Antonio, TX
AGE: 22 (Turns 23 on April 8)
SCHOOL: Churchill (TX) High School

CAREER HIGHS

HITS: 3, 12x, last - 9/1/23 (GBO vs HIC)
RUNS: 5 - 8/29/21 (BRD @ FTM)
HOME RUNS: 2 - 8/31/21 (BRD @ TAM)

RBI: 5 - 6/20/21 (BRD @ TAM)
STOLEN BASES: 2 - 8/17/22 (GBO @ ROM)
HITTING STREAK: 13 games, 6/25 - 7/19/19

PROSPECT RANKINGS

2020 *Baseball America* No. 20/MLB.com No. 13 Padres Prospect
 2021 *Baseball America* No. 6/MLB.com No. 6 Pirates Prospect
 2022 *Baseball America* No. 23/MLB.com No. 26 Pirates Prospect
 2023 MLB.com No. 24 Pirates Prospect

CAREER HIGHLIGHTS

CAREER TRANSACTIONS: Drafted by the San Diego Padres in the 3rd Round (84th Overall) of the 2019 First-Year Player Draft out of Churchill (TX) High School... Signed on June 18, 2019... Traded by the Padres to the Pittsburgh Pirates on January 19, 2021 along with pitchers David Bednar, Drake Fellows, and Omar Cruz and catcher Endy Rodriguez from the New York Mets in exchange for pitcher Joe Musgrove; the Mets also acquired Joe Luchessi from the Padres...

CURVE CUTS: John Hudson Head... Was originally selected by San Diego in the third round of the 2019 First-Year Player Draft and signed for a bonus of \$3,000,000... His bonus was a record for a 3rd round draft selection according to MLB.com's Jim Callis... Was committed to play collegiately at the University of Oklahoma where he would've been teammates with Washington's 2020 1st round selection Cade Cavalli... Hit .615 with 13 home runs and 54 RBI during his senior year of high school... Was a two-sport athlete until his senior of high school, when he gave up football (was a quarterback)... Throws a football right-handed but a baseball left-handed... Attended Winston Churchill HS in San Antonio, TX, same high school as former LHP Randy Coate who pitched 15 major league seasons with the New York Yankees (2000 World Series Champion), Arizona Diamondbacks, Tampa Bay Rays, Florida Marlins, LA Dodgers and St. Louis Cardinals - appeared in 672 career games and recorded a 3.90 ERA... High school teammate Jack Neely (1 year older) pitched collegiately at Iowa Western CC and Ohio State and was drafted in the 11th round in 2021 by the New York Yankees, he spent the 2022 campaign with Low-A Tampa and made four appearances with High-A Hudson Valley, combining for a 3.58 ERA in 38 games... Is a Houston Texans fan...

2023: Made several appearances in Pirates Major League Spring Training games as a minor league reserve... Spent the season with High-A Greensboro... Batted .234/.295/.416 through the first two months of the season before hitting the injured list and missing all of June, July and most of August before returning on a rehab assignment on August 22 in the FCL... Activated back to the Grasshoppers roster on August 26... Picked up three

multi-hit games in his final eight games of the season...

2022: Spent the entire season with High-A Greensboro... Set career-highs in 2B (17), 3B (4) and SB (13)... Made appearances at all three outfield spots with 67 starts in CF, 20 in RF, 11 in LF and made 7 starts as the Designated Hitter... Hit 7 of his 10 home runs on the season at Hitter-friendly First National Bank Field... Hit 5 of his 10 home runs in the month of July... Also turned in a season-high 12 runs batted in during the calendar month... Turned in his most complete month of the season in August when he batted .292/.383/.528 with 5 2B, 3 3B, 2 HR and 9 RBI... Also went a perfect 6-for-6 stealing bases in August...

2021: Was rated by MLB Pipeline as San Diego's seventh-best prospect at the time he was acquired by Pittsburgh... Entered the season rated by MLB Pipeline as Pittsburgh's sixth-best prospect... Spent the season with Low-A Bradenton where he aided the Marauders to a Low-A Southeast League Championship... Finished second in the Low-A Southeast League in runs scored, tied for third in home runs, fifth in walks, tied for seventh in extra base hits (32), eighth in OPS (.755) and total bases (137) and ninth in OBP and slugging... Made appearances at all three outfield positions with 39 games in RF, 35 in CF, 18 in RF and 8 starts as the Designated Hitter...

2020: Did not play as a result of the COVID-19 Pandemic... Spent the season at the Padres Alternate Training Site where he was hampered by hamstring issues...

2019: Made his professional debut with the rookie-level AZL Padres... After the season was ranked as the No. 10 prospect to play in the Arizona League by *Baseball America*...

CAREER STATISTICS

YR	CLUB	AVG	G	AB	R	H	2B	3B	HR	RBI	BB	SO	SB	OBP	SLG
19	AZL Padres (Rk.)	.283	32	120	19	34	7	3	1	12	15	29	3	.383	.417
21	Bradenton (A)	.213	101	348	67	74	16	1	15	50	68	137	3	.362	.394
22	Greensboro (A+)	.234	106	359	60	84	17	4	10	40	47	141	13	.343	.387
23	FCL Pirates (Rk.)	.750	1	4	3	3	0	0	0	3	0	0	1	.750	.750
	Greensboro (A+)	.237	46	169	29	40	8	2	5	20	14	51	3	.309	.396
	Totals (Rk./A+)	.249	47	173	32	43	8	2	5	23	14	51	4	.318	.405
	MiLB Totals (4 seasons)	.235	286	1000	178	235	48	10	31	125	144	358	23	.350	.396

2024 CURVE



PERSONAL

HEIGHT/WEIGHT: 5-10/186
BIRTHPLACE: San Diego, California
BORN: May 12, 1998
ACQUIRED: 6th Round (2021)

BATS/THROWS: Right/Right
RESIDES: San Diego, California
AGE: 25 (Turns 26 on May 12)
SCHOOL: San Diego State

CAREER HIGHS

HITS: 3, 6x, last - 7/27/23 (ALT @ HBG)
RUNS: 4, 2x, last - 5/24/23 (GBO vs. BG)
HOME RUNS: 1, 24x, last - 8/22/23 (ALT vs. AKR)

RBI: 4, 4x, last - 4/30/23 (GBO vs. ROM)
STOLEN BASES: 4 - 8/28/22 (GBO @ GVL)
HITTING STREAK: 6 gm, 2x, 8/25 - 8/31/22

AWARDS & HONORS

South-Atlantic League Player of the Week - 4/30/2023

CAREER HIGHLIGHTS

CAREER TRANSACTIONS: Drafted by the Pittsburgh Pirates in the 6th round (163rd overall) of the 2021 First-Year Player Draft out of San Diego State...Signed on July 16, 2021

CURVE CUTS: Michael Robert Jarvis (Mike)... Hit .367 with 17 doubles, five home runs, 32 RBI and 16 stolen bases in 46 games as a red-shirt senior at San Diego State in 2021... Majored in Economics... Was the first of 5 Aztecs drafted in 2021, collegiate teammate Wyatt Hendrie was Pittsburgh's 7th round selection in 2021 and shared the field with Jarvis at Greensboro in 2023... Collegiate teammate Matt Rudick was a 13th round selection by the New York Mets in 2021 and suited up against Altoona with Binghamton... Was a second-team All-Mountain West Conference selection in 2021 while leading the Mountain West in hits (79); also ranked second in runs scored (58) and stolen bases (16), fourth in total bases (117) and fifth in doubles (17)... Ranked fifth among NCAA Division I players in hits per game (1.72) in 2021...His brother, Luke, played baseball at Auburn University and was drafted by the Miami Marlins in the 25th round of the 2018 First-Year Player Draft, he played 48 games with short-season Batavia in 2018 and batted .217... His father, Chip, played football at the University of San Diego...

2023: Was a perfect 11-11 stealing bases in 28 games with Altoona, batted .234 with 1 HR, 5 RBI... Totaled 17 multi-hit games in 95 games between Greensboro and Altoona... Totaled 31 SB, 4th-most among PIT MiLB... Assigned to Greensboro to begin the year and batted .228/.315/.439 with 10 2B, 5 3B, 10 HR, 44 RBI and 20-21 SB in 61 games... Placed on IL on 6/1 and activated on 6/14... Batted .279 with 4 2B, 1 3B, 6 HR, 16 RBI in the month of April... Suited up at 2B (16 G), 3B (17 G), SS (21 G), LF (5 G), RF (4 G) and DH (1 G) this season... Transferred to Altoona on 7/21... Picked up an RBI 1B in the 7th inning to secure ALT's 1-0 W over Reading on 7/23... Placed on 7-Day IL on 8/3 (retro 8/2) with a right shoulder injury... Activated on 8/17 and went 1-3 with a walk in his first game back at BOW... Swatted his first Double-A homer on 8/22 vs. AKR with a 3-run shot to lead a 9-2 win...Finished 4th among Pirates minor leaguers in stolen bases (31)

2022: Assigned to Bradenton to begin the season and batted .231/.300/.363 with 13 2B, 3 3B, 3 HR, 18 RBI with 12 SB... Caught the final out of Bradenton's no-hitter on 6/9 with a sliding grab on the infield, a game caught by a rehabbing C Henry Davis and started by RHP Quinn Priester... Promoted to Greensboro on 7/1... Promoted to Indianapolis on 7/30 and played 8 games on short notice, batted .120 (3-25) with 1 2B... Assigned to Greensboro on 8/11 and finished the season with the Grasshoppers... Finished the season with a career-high 11 home runs, 8 of which were hit with the Grasshoppers...

2021: Played in 13 games with the FCL Pirates after signing on July 16... Stole 8 bases and hit .357 with 3 2B, 2 3B, 2 HR, and 8 RBI in the Complex League... Promoted to High-A Greensboro on 9/9 to finish the season, playing five games...



CAREER STATISTICS

YR	CLUB	AVG	G	AB	R	H	2B	3B	HR	RBI	BB	SO	SB	OBP	SLG
21	FCL Pirates (Rk.)	.357	13	42	16	15	3	2	2	8	3	4	8	.449	.667
	Greensboro (A+)	.267	5	15	1	4	0	1	0	0	1	4	3	.389	.400
	2021 Totals (Rk./A+)	.333	18	57	17	19	3	3	2	8	4	8	11	.433	.596
22	Bradenton (A)	.231	58	182	21	42	9	3	3	18	14	42	12	.300	.363
	Greensboro (A+)	.196	29	102	18	20	3	0	8	21	9	28	12	.284	.461
	Indianapolis (AAA)	.120	8	25	5	3	1	0	0	1	3	9	0	.214	.160
	2022 Totals (A/A+/AAA)	.210	95	309	44	65	13	3	11	40	26	79	24	.288	.379
23	Greensboro (A+)	.228	61	237	53	54	10	5	10	44	25	52	20	.315	.439
	Altoona (AA)	.234	28	94	10	22	0	0	1	5	5	16	11	.273	.266
	2023 Totals (A+/AA)	.230	89	331	63	76	10	5	11	49	30	68	31	.304	.390
	MiLB Totals (3 seasons)	.230	202	697	124	280	26	11	24	97	60	155	66	.308	.402

2024 CURVE



PERSONAL

HEIGHT/WEIGHT: 6-1/185
BIRTHPLACE: Saginaw, Michigan
BORN: May 13, 2002
ACQUIRED: 2nd Round (2023)

BATS/THROWS: Left/Right
RESIDES: Saginaw, Michigan
AGE: 21 (Turns 22 on May 13)
SCHOOL: Michigan State University

CAREER HIGHS

HITS: 4 - 7/29/23 (BRD @ SLU)
RUNS: 3 - 8/8/23 (BRD @ FTM)
HOME RUNS: 1 - 9/6/23 (BRD @ FTM)

RBI: 2, 4x, last - 9/9/23 (BRD @ FTM)
STOLEN BASES: 2, 2x, last - 9/6/23 (BRD @ FTM)
HITTING STREAK: 5 games, 8/4 - 8/10/23

PROSPECT RANKINGS

2023 MLB.com No. 7 Pirates Prospect
 2024 Baseball America No. 11/MLB.com No. 8 Pirates Prospect

CAREER HIGHLIGHTS

CAREER TRANSACTIONS: Drafted by the Pittsburgh Pirates in the 2nd Round (42nd Overall) of the 2023 First-Year Player Draft out of Michigan State... Signed on July 14, 2023 for an under-slot value of \$1,647,500...

CURVE CUTS: Mitchell Louis Jebb... Became the earliest Spartan taken in the draft since Mark Mulder went No. 2 overall in 1998 to the Oakland Athletics... Became Michigan State's first selection by the Pirates since LHP Cam Vieaux was selected in the sixth round of the 2016 draft... Son of Kimberly and Mark Jebb... Was a four-year letterwinner at Swan Valley High School in Saginaw, Michigan... Two-time All-State and All-District honoree as well as a three-time All-Conference honoree... Rated as the No. 2 infielder and No. 3 overall player in Michigan by Perfect Game and was named to the high honorable mention Preseason Underclassmen All-American Team in 2019... Named the Saginaw News Player of the Year as a junior in 2019, hitting .477 with a .574 on-base percentage with 22 RBI, 51 runs scored, and 35 stolen bases... Led Swan Valley to the State Championship game as a sophomore... His senior year season was cancelled due to the COVID-19 pandemic... Played third base for the Hyanis Harbor Hawks of the Cape Cod League in 2022, where he was selected for the All-Star Game after hitting .356 in 149 at-bats with 8 2B, 3 3B, and 26 SB... Ranked No. 3 on Baseball America's Top-50 Cape Cod League Prospects list... Told MLive.com that his role model is Pete Rose...

2023: Assigned to Low-A Bradenton after signing with the Pirates on July 14...Made his professional debut on July 26, going 1-for-3 with a double...Hit .297 in 34 games with more walks (17) than strikeouts (11)...Stole 11 bases in 12 attempts...Split his 34 games with 18 at shortstop and 18 at second base...Recorded his first four-hit game on July 29 at St. Lucie...Hit his first home run on September 6 at Fort Myers...Ranked sixth in the Florida State League in batting at the time of his professional debut on 7/26 through the end of the season...

COLLEGE: Three-time All-Big Ten Conference honoree, earning Third-Team All-Big Ten accolades in both 2023 and 2022, in addition to being named to the Big Ten All-Freshman Team in 2021...Played and started in 50 games, all at shortstop in his junior season in 2023...Led the Big Ten and ranked T-4th in the NCAA in triples (7)...Finished third in the Big Ten in batting average (.337)...337/.438/.495 with 68 hits, 15 2B, 7 3B, 1 HR, and 36 RBI with 32 BB, 28 K, and 14 SB in 50 games in 2023...Selected as the John Kobs Most Valuable Player Award recipient as well as the Kirk Gibson Offensive Player of the Year MSU team awards in 2022...Led MSU and ranked T-8th in the Big Ten with a .356 batting average in 2022...356/.448/.511 with 78 hits, 10 2B, 3 3B, 6 HR, 46 RBI 38 BB, 16 K and 20 SB in 54 games in 2022...

2024: Named to the Pirates Spring Breakout roster, where he went 0-for-2 with an RBI as the designated hitter...



CAREER STATISTICS

YR	CLUB	AVG	G	AB	R	H	2B	3B	HR	RBI	BB	SO	SB	OBP	SLG
23	Bradenton (A)	.297	34	128	26	38	6	2	1	13	17	11	11	.382	.398
MiLB Totals (1 season)		.297	34	128	26	38	6	2	1	13	17	11	11	.382	.398

2024 CURVE



PERSONAL

HEIGHT/WEIGHT: 5-8/175
BIRTHPLACE: Atlanta, GA
BORN: June 11, 2004
ACQUIRED: 1st Round - 2022

BATS/THROWS: Left/Right
RESIDES: Atlanta, GA
AGE: 19 (Turns 20 on June 11)
SCHOOL: Mays High School (GA)

CAREER HIGHS

HITS: 4 - 2x, last - 7/14/23 (BRD vs DUN)
RUNS: 4, 6/14/23 (BRD vs FTM)
HOME RUNS: 2, 2x, last - 7/14/23 (BRD vs DUN)

RBI: 5 - 8/19/23 (BRD vs BG)
STOLEN BASES: 1, 16x
HITTING STREAK: 5 games, 8/9 - 8/15/23

AWARDS & HONORS

2023 Florida State League Post-Season All-Star
 2023 MiLB.com Organization All-Star

PROSPECT RANKINGS

2024 *Baseball America* No. 4/MLB.com No. 2 Pirates prospect
 2024 *Baseball America* No. 49/MLB.com No. 44 overall prospect
 2024 *Baseball America* No. 1/MLB.com No. 1 2B prospect

CAREER HIGHLIGHTS

CAREER TRANSACTIONS: Drafted by the Pittsburgh Pirates in the first round (4th overall) of the 2022 First-Year Player Draft out of Mays High School (GA)... Signed on July 29, 2022 and received a bonus of \$7,219,000...

CURVE CUTS: Termarr Johnson... Was rated as the No. 4 prospect in the 2022 MLB Draft according to MLB Pipeline and the "Best Hitter" in the draft class... Was committed to play collegiately at Arizona State... Was a shortstop in high school and got a little time there in a brief pro debut it 2022... Is the youngest of four brothers, each of whom have baseball backgrounds... His brother Tervell also played at Mays HS (GA) and at one season Georgia Tech before transferring to Compton (Junior) College in 2023 and earned an invite to play for the Frederick Keys in the MLB Draft League where he posted a .356/.443/.525 batting line with one homer and seven doubles in 16 games... Tervell is slated to suit up for UT-Rio Grand Valley for the 2024 season, his redshirt Junior campaign of college baseball... His older brother, Terrenz, composed the song Twin Time (performed under the artist name Levels) which Termarr used as his walk-up song while playing for Single-A Bradenton in 2023... His oldest brother, Tervont, played collegiately at Eastern Kentucky, Georgia State and Georgia Tech and coached for the Frederick Keys of the MLB Draft league in 2023... His mother, Kim, was a track & field athlete at Georgia Tech, running the 200-meter dash...

on July 14 against Dunedin... Was promoted to High-A Greensboro on August 1... Drew 23 walks in his first 23 games with the Grasshoppers... Finished the season on a high note with nine hits in his final 26 at-bats (.346 batting average) with 2 2B, 1 HR and 5 runs batted in... With Greensboro reached base safely in 30 straight games, the second-longest streak in the South Atlantic League during the season... After the season was named a Florida State League Post-Season All-Star...

2022: Made his professional debut with the FCL Pirates and Single-A Bradenton... Knocked his first home run as a professional on September 7 at Clearwater...

2024: Was a non-roster invitee to Pirates Spring Training... Became the first teenager to homer twice in a spring training game since Carlos Correa in 2014 when he went deep twice on February 27 against Toronto... Was named to the Pirates Spring Breakout roster and went 1-for-3...

2023: Was a non-roster invitee to Pirates Spring Training and suffered a hamstring injury that delayed the start of his season... Was activated off the injured list on April 21 and drove in two runs in each of his first two games... Hit his stride in the month of May with a .274/.418/.370 slash line with included 4 2B, 1 HR and 6 RBI in 22 games... Picked up a career-high 4 hits with 2 2B and a homer on June 14 vs Fort Myers... Knocked six homers in the month of June, recording a career-best .465 slugging percentage in the calendar month... Matched his career-high with four hits and recorded his first career multi-homer game



CAREER STATISTICS

YR	CLUB	AVG	G	AB	R	H	2B	3B	HR	RBI	BB	SO	SB	OBP	SLG
22	FCL Pirates (Rk.)	.130	9	23	0	3	2	0	0	0	6	8	2	.130	.217
	Bradenton (A)	.275	14	40	7	11	4	0	1	6	10	13	4	.396	.450
	2022 Totals (Rk./A)	.222	23	63	7	14	6	0	1	6	16	21	6	.366	.365
23	Bradenton (A)	.244	75	250	57	61	10	1	13	44	72	88	7	.419	.448
	Greensboro (A+)	.242	30	99	26	24	2	0	5	15	29	32	3	.427	.414
	2023 Totals (A/A+)	.244	105	349	83	85	12	1	18	59	101	120	10	.422	.438
	MiLB Totals (2 seasons)	.240	128	412	90	99	18	1	19	65	117	141	16	.413	.427

2024 CURVE



PERSONAL

HEIGHT/WEIGHT: 6-4/231
BIRTHPLACE: Liberty Township, OH
BORN: September 3, 1997
ACQUIRED: 10th Round - 2019

BATS/THROWS: Right/Right
RESIDES: Liberty Township, OH
AGE: 26 (Turns 27 on September 3)
SCHOOL: University of Notre Dame

CAREER HIGHS

IP (START): 2.0, 2x, last - 6/9/23 (ALT @ RIC)
IP (RELIEF): 3.1 - 6/29/21 (BRD @ FM)
RUNS ALLOWED: 4, 3x, last - 6/15/23 (ALT @ SOM)

STRIKEOUTS: 6, 2x, last - 5/26/21 (BRD vs. PMB)
WALKS: 4 - 6/15/23 (ALT @ SOM)
MOST HITS: 4, 3x, last - 7/7/23 (ALT vs. ERI)

CAREER HIGHLIGHTS

CAREER TRANSACTIONS: Drafted by the Pittsburgh Pirates in the 10th round (304th overall) of the 2019 First-Year Player Draft out of the University of Notre Dame...Signed on June 11, 2019

CURVE CUTS: Cameron Joel Junker... Signed with the Pirates for a bonus of \$125,000... Attended Archbishop Moeller HS in Cincinnati, OH where he played Football, Basketball and Baseball... Notable Arch. Moeller graduates include: OF Ken Griffey Jr., INF Barry Larkin, INF David Bell, INF Adam Hyzdu, LHP Zach Logue (OAK), and LHP Phil Diehl (NYM)... Was a freshman when Diehl was a senior and worked out with Diehl when he returned during winter break from college... Born in Fort Thomas, Kentucky... Father, Joel, played basketball at Adrian College... His younger brother, Braedon, plays college football at The University of Chicago (D3) where he was named First Team All-MWC in 2021 during his junior season... Despite his attendance at Notre Dame, roots for the University of Cincinnati Football Team... Is an avid golfer and never misses a chance to play on team off-days...

2023: Assigned to Altoona to begin the season... Was Named Altoona's "Co-Fireman of the Year" after he went 4-5 with a 3.25 ERA with 2 saves... Promoted to Triple-A Indianapolis on 9/24 and tossed 2.0 scoreless innings with 5 K's in his lone outing with them... Induced 2 double plays in 1.2 scoreless innings of relief on 4/21 vs. Bowie... Retired the first batter he faced in 8 straight outings to begin the season... Was unscored upon in 10 May outings: 13.2 IP, 5 H, 7 BB, 12 K (.111 BAA)... Shaved his head on 5/31 in solidarity with cancer survivors at Altoona's Game of Hope... Had a 14.2 IP scoreless streak broken on 6/1 vs. BIN... Struck out the side in order on 10 pitches, 9 strikes on 6/3 vs. Binghamton... Pitched 25.1 innings until allowing his 1st HR on 6/9 @ RIC, went 2.0 IP as an opener in front of Meis... Surrendered a solo homer to former HS teammate Riley Mahan on June 15, didn't allow his next HR until 8/31 @ Erie (21.1 IP)... Picked up his 1st save on July 20 vs. Reading... Earned a his first 2.0 inning save of

the season on 9/12 @ AKR... Earned the win with 2.1 scoreless IP on 9/17 including a scoreless 10th to secure a 4-3 win...Made eight appearances with the Salt River Rafters of the Arizona Fall League, where he allowed 8 runs in 7.2 innings with 6 BB and 8 K...

2022: Finished the season 2nd among Pirates minor league pitchers with 12 saves... Also finished 6th among Pirates minor league relievers with 69 strikeouts... Began the season at Greensboro going 6-3 with a 3.64 ERA in 42 appearances, 1 start, 37 H, 24 BB, 62 K... Earned 12 saves which was T-1st in the SAL at the time of his promotion to Altoona on 9/6... Turned in a solid month of July, allowing 2R in one appearance and going unscored upon in the other 7 (2.25 ERA)... Finished the season ranked second in the South Atlantic League in saves and tied for third in appearances... Tossed a scoreless inning in his Curve debut on 9/7 at Erie... Struck out the side in his final outing of the season on 9/18 vs REA...

2021: Split the season between Bradenton and Greensboro going 2-0 with a 3.71 ERA in 17 appearances... In 34.0 IP, allowed just 19 H, 21 BB and struck out 54... Pitched 3.0 hitless innings in Bradenton's combined 9-inning no-hitter on 5/15 @ Dunedin with Jose Maldonado, Brennan Malone and Wandi Monout... Was promoted to High-A Greensboro on 7/8 and made 3 appearances before his season came to an end with an unspecified injury...

COLLEGE: Worked as a starter for the Irish in 2019, setting career highs in IP (77.1), strikeouts (73) and BAA (.234)... Led Irish starters in ERA (4.19)... Was named to the ACC's All-Academic Honor Roll in 2017... Ranked eighth in the ACC in batting average against (.220) in 2019...Was the starting pitcher in each of Notre Dame's three shutouts in 2019

CAREER STATISTICS

YR	CLUB	W-L	ERA	G	GS	CG	SHO	SV	IP	H	R	ER	HR	BB	SO
19	West Virginia (A-)	5-0	1.29	19	0	0	0	5	28.0	13	4	4	0	11	45
21	Bradenton (A)	2-0	3.00	14	0	0	0	1	30.0	14	12	10	2	20	47
	Greensboro (A+)	0-0	9.00	3	0	0	0	0	4.0	5	4	4	1	1	7
	2021 Totals (A/A+)	2-0	3.71	17	0	0	0	1	34.0	19	16	14	3	21	54
22	Greensboro (A+)	6-3	3.64	42	1	0	0	12	47.0	37	23	19	6	24	62
	Altoona (AA)	0-0	0.00	4	0	0	0	0	4.1	1	0	0	0	1	7
	2022 Totals (A+/AA)	6-3	3.33	46	1	0	0	12	51.1	38	23	19	6	25	69
23	Altoona (AA)	4-5	3.25	45	1	0	0	2	55.1	45	25	20	3	29	43
	Indianapolis (AAA)	0-0	0.00	1	0	0	0	0	2.0	2	0	0	0	2	5
	2023 Totals (AA/AAA)	4-5	3.14	46	1	0	0	2	57.1	47	25	20	3	31	48
MiLB Totals (4 seasons)		17-8	3.01	128	2	0	0	20	170.2	117	68	57	12	88	216

MOST SINGLE-SEASON SAVES

Curve closers with ten or more saves in a single season are listed below

Matt Peterson (2007).....	29	Elio Serrano (2004).....	14
Brandon Knight (2006).....	27	Kenn Kasperek (2014).....	13
Noah Krol (2011).....	24	Vic Black (2012).....	12
Matt Eckelman (2019).....	23	Jhondaniel Medina (2015).....	12
Montana DuRapau (2016).....	22	Tony Pavlovich (2001).....	12
Justin Kaye (2005).....	22	Brian Smith (2000).....	12
Daniel Moskos (2010).....	21	Matt Duff (1999).....	12
Todd Ozias (2003).....	21	Matt Eckelman (2018).....	11
Chris Spurling (2002).....	20	Yhonathan Barrios (2015).....	10
Jeff Miller (2004).....	18	Scott Nestor (2009).....	10
Luis Sanz (2013).....	16	Geoff Hartlieb (2018).....	10
Tate Scioneaux (2017).....	14	Tyler Samaniego (2022).....	10
Montana DuRapau (2017).....	14		



PERSONAL

HEIGHT/WEIGHT: 6-2/180
BIRTHPLACE: Charlotte, North Carolina
BORN: August 3, 1997
ACQUIRED: 19th Round (2018)

BATS/THROWS: Right/Right
RESIDES: Charlotte, North Carolina
AGE: 25 (Turns 26 on August 3)
SCHOOL: George Washington

CAREER HIGHS

IP (START): 5.0, 8x, last - 8/31/19 (GBO @ WV)
IP (RELIEF): 3.1 - 8/17/18 (BRS @ BUR)
RUNS ALLOWED: 7 - 8/4/18 (BRS @ KNG)

STRIKEOUTS: 10 - 8/26/19 (GBO vs. ROM)
WALKS: 4, 4x, last - 4/22/22 (ALT vs. NH)
MOST HITS: 7 - 7/13/19 (WV @ BRK)

CAREER HIGHLIGHTS

CAREER TRANSACTIONS: Drafted by the Pittsburgh Pirates in the 19th round (564th overall) of the 2018 First-Year Player Draft out of George Washington University...Signed on June 13, 2018

CURVE CUTS: William Alexander Kobos... Twin brother, Scott, is a pitcher in the Chicago Cubs system, was drafted in the 38th round of the 2017 Draft by Cleveland and did not sign, finished his collegiate career at Coastal Carolina in 2020 before signing with the Chicago Cubs and reached Triple-A Iowa in 2021 for three appearances (2.18 ERA in 25 games with Iowa, Tennessee, South Bend and Myrtle Beach)... Scott made 12 appearances for Double-A Tennessee in 2022... Scott played college baseball at UNC Asheville... Has two other brothers, Zak and Ben... Attended Myers Park High School in Charlotte, North Carolina, which is just 97 miles from Greensboro's First National Bank Park...

2023: Began the season in High-A Greensboro, where he made 11 appearances with a 1.06 ERA (2ER/17.0IP)... Was placed on the Injured List on May 18 and underwent season-ending Thoracic Outlet Surgery...

2022: Began the season on the Injured List and was activated on 4/22 and assigned to Altoona... Matched his career-high with 4 BB in his team debut on 4/22... Had a 6.1 inning scoreless streak broken in his first outing as an Opener on 6/2 vs. Bowie, threw a season-high 54 pitches... Placed on 7-Day IL on 6/23 (retro 6/22) with a hamstring injury... Made 5 rehab appearances with the FCL Pirates, Bradenton, and Greensboro to finish the season totaling 6.2 IP, 7 H, 5 R, 3 BB, 7 K...

2021: Spent the entire season working out of the bullpen for High-A Greensboro under manager Kieran Mattison... Was his first season working as a reliever after starting in his first two seasons in the Pirates minor league system... Went 6-2 with a 2.16 ERA in 27 appearances and picked up five saves... Struck out a career-high 68 batters in 41.2 innings pitched... Held opponents to a .129 batting average against, allowing just 19 hits throughout the season... Did not allow an earned run in nine appearances in the month of June, struck out 19 in 15.2 innings pitched and saw just one unearned run cross home... Went 2.0 innings or more in 11

of his first 20 appearances of the season... Finished the year with seven straight scoreless appearances and four saves, struck out 19 batters over his final 8.0 innings pitched... Placed on the 7-Day Injured list on August 25 and missed the rest of the season... Struck out three or more batters 13 times in 27 appearances... Finished the season sixth in the organization among relievers with 68 strikeouts...

2020: Did not play as a result of COVID-19 pandemic

2019: Began the season in Extended Spring Training before joining the rotation with short-season West Virginia... Made five starts for the Black Bears and was touched for 13 earned runs in 19.1 innings and recorded a 6.05 ERA... Joined the rotation with single-A Greensboro on July 28 and completed 5.0 innings in six of his seven starts with the Grasshoppers... Fired a hitless start of at least 4.0 innings twice... Struck out a career-high ten batters on August 26 against Rome, allowed one run on two hits and walked four... Finished the season with a 3.54 ERA in 12 starts after allowing just eight earned runs in 34.0 innings (2.12 ERA) with Greensboro to finish the year...

2018: Made his professional debut in the swinging between the rotation and bullpen for rookie-level Bristol under Manager Miguel Perez... Was touched for 25 earned runs in 31.2 innings pitched, issued 19 walks and struck out 42... Fired 3.0 scoreless innings on August 13 at Johnson City, struck out five and did not allow a hit... Finished 3.0 innings or more in four outings...

COLLEGE: Missed the 2016 season with injury and worked as a reliever in his final two seasons with the Colonials... 2017 ABCA/Rawlings All-East Region Second Team... Named to the 2017 Atlantic 10 All-Academic Team... As a junior, led team with 24 appearances and posted a 4-1 record with three saves... led team with 1.99 ERA across 40.2 innings of work... limited opponents to .188 batting average with 42 strikeouts against just 15 walks... finished conference games with a 17-to-8 strikeout-to-walk ratio... opponents batted just .161 against him in A-10 games

2024 CURVE



CAREER STATISTICS

YR	CLUB	W-L	ERA	G	GS	CG	SHO	SV	IP	H	R	ER	HR	BB	SO
18	Bristol (Rk.)	2-2	7.11	14	3	0	0	2	31.2	30	28	25	4	19	42
19	West Virginia (A-)	1-3	6.05	5	5	0	0	0	19.1	23	14	13	2	7	17
	Greensboro (A)	2-3	2.12	7	7	0	0	0	34.0	17	10	8	0	18	41
	2019 Totals (A-/A)	3-6	3.54	12	12	0	0	0	53.1	40	24	21	2	25	58
21	Greensboro (A+)	6-2	2.16	27	0	0	0	5	41.2	19	13	10	4	23	68
22	FCL Pirates (Rk.)	0-1	9.00	1	1	0	0	0	1.0	2	1	1	0	0	3
	Bradenton (A-)	1-0	4.91	3	0	0	0	0	3.2	3	2	2	1	3	3
	Greensboro (A+)	0-0	9.00	1	0	0	0	0	2.0	2	2	2	2	0	1
	Altoona (AA)	2-0	3.77	12	1	0	0	1	14.1	10	8	6	0	15	18
	2022 Totals (Rk./A-/A+/AA)	3-1	4.71	17	2	0	0	1	21.0	17	13	11	3	18	25
23	Greensboro (A+)	2-1	1.06	11	0	0	0	2	17.0	4	2	2	0	7	22
	MiLB Totals (5 seasons)	16-12	3.77	81	17	0	0	10	164.2	110	80	69	13	92	215



PERSONAL

HEIGHT/WEIGHT: 6-4/274
BIRTHPLACE: San Cristobal, Dominican Republic
BORN: February 14, 2000
ACQUIRED: Non-Drafted Free Agent (2018)
BATS/THROWS: Right/Right
RESIDES: Palenque, Dominican Republic
AGE: 24
SCHOOL: N/A

CAREER HIGHS

IP (START): 6.1 - 7/4/22 (BRD @ LAK)
IP (RELIEF): 4.0, 2x, last - 5/26/23 (GBO vs BG)
RUNS ALLOWED: 6, 2x, last - 5/5/22 (BRD vs. TAM)
STRIKEOUTS: 10 - 7/17/21 (FCL PIG vs FCL PIB)
WALKS: 5 - 8/2/18 (DSL PIR vs. DSL RAN)
MOST HITS: 8, 2x, last - 5/31/22 (BRD @ LAK)

CAREER HIGHLIGHTS

CAREER TRANSACTIONS: Signed by the Pittsburgh Pirates to a minor league deal as a non-drafted free agent on January 25, 2018...

with a 4.13 ERA...

CURVE CUTS: Valentin Guillermo Linarez...Pitches with a high spin rate on all offerings, allowing for additional movement on fastball and slider...Saw an average velocity increase of nearly four mph on his fastball from 2022 to 2023...

2023: Assigned to Greensboro to begin the season... Went 1-6 with a 4.70 ERA in 35 games, 9 starts... Struck out 74 batters in 67.0 IP... Began the season in the Greensboro rotation: 0-4, 7.11 ERA, allowed 23 R in 25.1 IP, moved to the bullpen in late-May where he went 1-2 with a 3.24 ERA, and struck out 50 batters in 41.2 IP... In his final 13 outings with the Grasshoppers, went 0-1 with a 3.63 ERA in 17.1 IP, allowed just 8 hits, 7 walks and struck out 27... Made his Double-A debut on 9/13 @ AKR and left with the bases loaded (O. Garcia induced inning-ending double play)... Allowed 5 runs across his in 2 appearances with the Curve...

2022: Split the season between Low-A Bradenton and High-A Greensboro... Began the season with Bradenton and struck out 88 batters in 80.2 innings



2024 CURVE

CAREER STATISTICS

YR	CLUB	W-L	ERA	G	GS	CG	SHO	SV	IP	H	R	ER	HR	BB	SO
18	DSL Pirates (Rk.)	2-3	3.86	18	7	0	0	1	39.2	38	20	17	1	22	29
19	DSL Pirates (Rk.)	5-3	2.28	12	12	0	0	0	55.1	43	17	14	0	14	55
21	GCL Pirates (Rk.)	1-0	2.63	8	8	0	0	0	24.0	16	9	7	0	11	38
	Greensboro (A+)	0-2	5.00	2	2	0	0	0	9.0	8	5	5	3	2	7
	2021 Totals (Rk./A+)	1-2	3.27	10	10	0	0	0	33.0	24	14	12	3	13	45
22	Bradenton (A)	3-8	4.13	20	17	0	0	0	80.2	65	41	37	7	39	88
	Greensboro (A+)	0-0	2.35	2	2	0	0	0	7.2	2	2	2	0	6	7
	2022 Totals (A/A+)	3-8	3.97	22	19	0	0	0	88.1	67	43	39	7	45	95
23	Greensboro (A+)	1-6	4.70	35	9	0	0	2	67.0	64	43	35	8	37	74
	Altoona (AA)	0-0	33.75	2	0	0	0	0	1.1	4	5	5	1	2	2
	2023 Totals (A+/AA)	1-6	5.27	37	9	0	0	2	68.1	68	48	40	9	39	76
	MilB Totals (5 seasons)	12-22	3.86	99	57	0	0	3	284.2	240	142	122	20	133	300

100-STRIKEOUT SEASONS

1999.....	Brian O'Connor (106)	2013.....	David Bromberg (127)
.....	Bronson Arroyo (100)	Jameson Taillon (106)
2000.....	John Grabow (109)	2015.....	Chad Kuhl (101)
2002.....	Aaron Burnside (122)	2016.....	Tyler Eppler (106)
.....	Justin Reid (108)	Cody Dickson (105)
2004.....	Ian Snell (142)	Clay Holmes (101)
.....	Mike Connolly (103)	2017.....	Austin Coley (114)
.....	Bryan Bullington (100)	J.T. Brubaker (109)
2005.....	Tom Gorzelanny (124)	2018.....	Taylor Hearn (107)
2010.....	Justin Wilson (134)	2022.....	Luis Ortiz (126)
.....	Rudy Owens (132)	Carmen Mlodzinski (111)
.....	Jared Hughes (120)	Kyle Nicolas (101)
.....	Tony Watson (105)		
2011.....	Jeff Locke (114)		
.....	Mike Colla (109)		



PERSONAL

HEIGHT/WEIGHT: 6-2/205
BIRTHPLACE: Erie, PA
BORN: July 14, 1995
ACQUIRED: Free Agent - 2024

BATS/THROWS: Right/Right
RESIDES: Erie, PA
AGE: 28
SCHOOL: University of Pittsburgh

CAREER HIGHS

IP (START): 5.0, 5x, last - 6/1/18 (BUR vs CR)
IP (RELIEF): 5.0 - 7/23/18 (IE @ STK)
RUNS ALLOWED: 6 - 5/5/18 (BUR vs BG)

STRIKEOUTS: 7 - 2x, 8/25/18 (IE vs. ROC)
WALKS: 4, - 7/23/18 (IE @ STK)
MOST HITS: 9 - 6/29/18 (BUR vs CR G1)

CAREER HIGHLIGHTS

CAREER TRANSACTIONS: Drafted in the 19th round of the 2017 draft by the LA Angels out of Pitt on June 18, 2017... Traded by the Angels to the Baltimore Orioles with RHP Kyle Bradish, RHP Kyle Brnovich and RHP Zach Peek in exchange for RHP Dylan Bundy on December 4, 2019... Released by the Orioles on July 18, 2022... Signed with the Southern Maryland Blue Crabs of the Atlantic League on April 26, 2023... Signed by the Minnesota Twins on June 22, 2023... Elected free agency after the season and signed with the Pittsburgh Pirates on December 11, 2023...

CURVE CUTS: Isaac Mattson... Erie, PA native was teammates with former Erie SeaWolves RHP Yaya Chentouf at Pitt... Threw 94.0 innings with 104 strikeouts in his three-year career at Pitt... Entering 2024 has worked as a reliever in 128 of his 140 career appearances as a professional, started 11 games with Single-A Burlington (LA Angels) in 2018 and started a bullpen day in 2023 for Wichita... Entering the 2024 season has a career record of 6-4 with a 3.08 ERA in 45 games at the Double-A level... Has struck out 103 batters in 76.0 career innings at the level...

land Blue Crabs of the Atlantic League and made 18 appearances before signing on with the Minnesota Twins on June 22... Struck out 24 batters in 19.0 innings and recirded a 3.32 ERA (7 ER / 19.0 IP)... Was assigned to Double-A Wichita when signed with the Twins and spent the rest of the season with the Wind Surge going 3-1 with a 3.62 ERA in 21 games, one start... Was unscored upon in five-of-six outings to finish the season, allowing just one run...

2022: Spent the entire season with Triple-A Norfolk, allowing 13 runs in 17.2 innings pitched in 19 appearances... Was released by the Orioles on July 18, 2022... Made 12 appearances with the Washington Wild Things of the independent Frontier League to finish the season, recording a 2.51 ERA (4 ER / 14.1 IP)...

2021: Made his Major League debut with the Baltimore Orioles on May 7 against Boston, tossing 0.2 of an inning... Totaled four appearances with the Orioles, allowing three runs in 4.1 innings pitched with three strikeouts... Made 18 appearances with Triple-A Norfolk and struck out 24 batters in 17.1 innings...

2023: Opened the season with the Southern Mary-

2024 CURVE



CAREER STATISTICS

YR	CLUB	W-L	ERA	G	GS	CG	SHO	SV	IP	H	R	ER	HR	BB	SO
17	Totals (2 teams - Rk.)	1-0	1.44	20	0	0	0	7	31.1	19	5	5	4	11	47
18	Totals (2 teams - A/A+)	7-5	3.82	25	11	0	0	2	94.1	89	42	40	3	31	85
19	Totals (3 teams - A+/AA/AAA)	6-3	2.33	37	0	0	0	1	73.1	47	23	19	4	27	110
21	Norfolk (AAA)	0-2	6.23	18	0	0	0	2	17.1	24	13	12	3	6	24
	Baltimore (MLB)	0-0	6.23	4	0	0	0	0	4.1	5	3	3	0	5	3
	Totals (AAA/MLB)	0-2	6.23	22	0	0	0	2	21.2	29	16	15	3	11	27
22	Norfolk (AAA)	1-0	6.62	19	0	0	0	0	17.2	12	13	13	4	20	14
	Washington (Ind.)	1-0	2.51	12	0	0	0	0	14.1	10	4	4	2	6	23
23	Southern Md. (Ind.)	1-1	3.32	18	0	0	0	3	19.0	12	7	7	2	8	24
	Wichita (AA)	3-1	3.62	21	1	0	0	0	32.1	15	15	13	3	24	42
	MLB Totals (1 season)	0-0	6.23	4	0	0	0	0	4.1	5	3	3	0	5	3
	MilB Totals (6 seasons)	18-10	3.45	140	12	0	0	12	266.1	206	111	102	21	119	322



PERSONAL

HEIGHT/WEIGHT: 6-7/220
BIRTHPLACE: Mentor, Ohio
BORN: February 12, 1996
ACQUIRED: Minor League Free Agent (2024)

BATS/THROWS: Right/Right
RESIDES: Pittsburgh, Pennsylvania
AGE: 28
SCHOOL: Louisville

CAREER HIGHS

IP (START): 7.0, 4x, last - 5/18/19 (KAN vs. DEL)
IP (RELIEF): 4.2, 2x, last - 5/18/22 (CLT vs. NOR)
RUNS ALLOWED: 9 - 5/19/21 (BIR vs. MTG)

STRIKEOUTS: 10 - 5/8/19 (KAN @ LEX)
WALKS: 4, 6x, last - 4/5/22 (CLT @ NOR)
MOST HITS: 12 - 4/29/22 (CLT vs. JAX)

AWARDS & HONORS

Southern League Pitcher of the Week - 8/8/2021

PROSPECT RANKINGS

2022 MLB.com No. 29 White Sox Prospect

CAREER HIGHLIGHTS

CAREER TRANSACTIONS: Drafted by the Chicago White Sox in the 6th round of the 2017 First-Year Player Draft out of Louisville... Signed on June 19, 2017... Traded by the Chicago White Sox to the San Francisco Giants on December 22, 2022 in exchange for RHP Gregory Santos... Signed as a Minor League Free Agent by the Pittsburgh Pirates on February 3, 2024...


CURVE CUTS: Kade McClure... Father Brian was an NFL quarterback with the Buffalo Bills and played collegiately at Bowling Green State, where he finished 10th in Heisman Trophy voting in 1985... Mother Lisa played volleyball at Bowling Green State... Graduate of Mentor High School in Mentor, Ohio... Inducted as a member of the Mentor High School Hall of Fame in 2023... Mentor, Ohio is also the hometown of NFL Quarterback Mitch Trubisky, who graduated one year before McClure... Has held youth pitching clinics in his hometown over the years... Four-year letterwinner at Mentor High School... Was ranked as the No. 4 player in the state of Ohio by Perfect Game... Earned First Team All-State accolades and was the conference pitcher of the year... Won a state championship in Basketball at Mentor... Earned three letters in basketball as an All-County standout and earned one letter in football as a quarterback...

2023: Traded from the White Sox to the Giants before the season... Allowed just three earned runs and one walk in 10 innings with eight strikeouts during Cactus League play... Made nine appearances for Triple-A Sacramento before an injury ended his season... Went 2-0 with a 5.79 ERA in 23.1 IP... Created headlines when he called out Padres All-Star Fernando Tatis Jr. as a "cheater" after Tatis hit a long home run during a minor-league rehab assignment in April... Tatis was suspended for 80 games in 2022 after testing positive for a performance-enhancing drug...

2022: Pitched in 44 games with Triple-A Charlotte, including five starts... Transitioned to the bullpen primarily for the first time in his professional career since 2017... Went 4-4 with a 4.97 ERA in 87.0 innings with 96 strikeouts and 28 walks...

2021: Named the 2021 Chicago White Sox Pitching Prospect of the Year by MLB Pipeline... Began the season at Double-A Birmingham, making 15 starts with a 3.82 ERA in 68.1 IP... Struck out 77 batters with 20 walks before a midseason promotion to Triple-A Charlotte... Made nine starts to end the season in Triple-A, tossing 37.0 IP with a 6.81 ERA... Combined to strikeout a career-high 113 batters on the season...

COLLEGE: 2017 All-ACC Third Team in third and final season at Louisville... Finished career at 7th in total wins at Louisville with 21 and eighth in single season strikeouts with 111... Was 8-4 with a 3.58 ERA and 111 strikeouts in 18 starts and 103.0 IP in his senior season in 2017... Earned All-America honors after finishing 12-0 with a 2.54 ERA and 77 strikeouts in 13 starts and 15 appearances in his sophomore season in 2016... Teammates with Tampa Bay Rays No. 4 overall pick in the 2017 MLB Draft Brendan McKay



2024 CURVE

CAREER STATISTICS

YR	CLUB	W-L	ERA	G	GS	CG	SHO	SV	IP	H	R	ER	HR	BB	SO
17	AZL White Sox (Rk.)	0-0	0.00	1	0	0	0	0	1.0	0	0	0	0	0	3
	Great Falls (Rk.)	1-0	2.25	4	0	0	0	0	4.0	1	1	1	1	2	8
	Kannapolis (A)	0-0	0.00	5	0	0	0	1	6.0	2	0	0	0	1	8
	<i>2017 Totals (Rk./A)</i>	<i>1-0</i>	<i>0.82</i>	<i>10</i>	<i>0</i>	<i>0</i>	<i>0</i>	<i>1</i>	<i>11.0</i>	<i>3</i>	<i>1</i>	<i>1</i>	<i>1</i>	<i>3</i>	<i>19</i>
18	Kannapolis (A)	3-1	3.02	8	8	0	0	0	41.2	43	18	14	2	14	42
	Kannapolis (A)	2-3	3.09	10	10	1	0	0	55.1	56	28	19	3	12	50
	Winston-Salem (A+)	2-3	3.39	12	12	0	0	0	66.1	64	25	25	8	17	49
	<i>2019 Totals (A/A+)</i>	<i>4-6</i>	<i>3.25</i>	<i>22</i>	<i>22</i>	<i>1</i>	<i>0</i>	<i>0</i>	<i>121.2</i>	<i>120</i>	<i>53</i>	<i>44</i>	<i>11</i>	<i>29</i>	<i>99</i>
21	Birmingham (AA)	2-4	3.82	15	15	0	0	0	68.1	63	30	29	10	20	77
	Charlotte (AAA)	2-3	6.81	9	9	0	0	0	37.0	46	29	28	6	15	36
	<i>2021 Totals (AA/AAA)</i>	<i>4-7</i>	<i>4.87</i>	<i>24</i>	<i>24</i>	<i>0</i>	<i>0</i>	<i>0</i>	<i>105.1</i>	<i>109</i>	<i>59</i>	<i>57</i>	<i>16</i>	<i>35</i>	<i>113</i>
22	Charlotte (AAA)	4-4	4.97	44	5	0	0	1	87.0	95	56	48	17	28	96
23	Sacramento (AAA)	2-0	5.79	9	0	0	0	0	23.1	32	16	15	4	11	13
MILB Totals (6 seasons)		18-18	4.13	117	59	1	0	2	390.0	402	203	179	51	120	382



PERSONAL

HEIGHT/WEIGHT: 6-2/171
BIRTHPLACE: Bethel Park, PA
BORN: November 23, 1999
ACQUIRED: 10th Round - 2021

BATS/THROWS: Right/Right
RESIDES: Bethel Park, PA
AGE: 24 (Turns 25 on November 23)
SCHOOL: Eastern Michigan

CAREER HIGHS

IP (START): 7.0, 2x, last - 9/4/22 (GBO vs. WS)
IP (RELIEF): 4.0, 3x, last - 5/26/23 (ALT vs. HFD)
RUNS ALLOWED: 7 - 5/28/22 (BRD vs. FTM)

STRIKEOUTS: 10 - 4/22/22 (BRD @ DBT)
WALKS: 5 - 7/30/22 (GBO vs. WS)
MOST HITS: 8 - 5/20/23 (ALT @ BOW)

AWARDS & HONORS

South-Atlantic League Pitcher of the Week - 9/4/2022

CAREER HIGHLIGHTS



35.1 IP) with 32 K's, as a Reliever (19): 4-1, 4.34 ERA (23 ER / 47.2 IP) with 45 K's... Recorded a 1.88 ERA in 5 July outings: (3 ER / 14.1 IP) with 7 H, 7 BB, 18 K... Picked up his 1st career save with 3.0 IP of 1-run relief on 7/27 at Harrisburg... Allowed 1 R or fewer 14-of-16 outings (4 starts) since July 3: 2-0, 2.20 ERA (10 ER / 41.0 IP), 21 H, 23 BB, 45 K, .153 BAA... Tossed 3.0 scoreless innings in a spot start on 9/12 @ AKR...

2022: Began the season alternating starts and piggy-back appearances for Low-A Bradenton... Struck out a career-high 10 in his second start of the season on April 22 at Daytona in 5.0 innings pitched, allowed just two hits and no walks... Put together a solid month of May in the Marauders rotation going 1-1 with a 3.00 ERA in 27.0 innings pitched with 27 strikeouts and 1.15 WHIP in his final five starts for the Marauders... Promoted from Bradenton to High-A Greensboro on June 7... Ranked second amongst South-Atlantic League pitchers in batting average against (.153), third in WHIP (0.90) and 10th in ERA (3.07) from the beginning of August through the end of the season... Fired 7.0 perfect innings in his second-to-last start of the season against Winston-Salem to earn South-Atlantic League Pitcher of the Week honors... Finished the season fourth among Pirates minor leaguers with 116 strikeouts...

2021: Made his professional debut with Low-A Bradenton where he aided the Marauders to a league championship... Made 10 appearances and held opponents to a .203 batting average against in 17.2 IP out of the bullpen... Struck out 11 batters in his final 5.2 IP of the season, struck out a season-high six in relief on September 3 against Tampa... Struck out 27 batters beginning with his professional debut on 8/7 to 9/15; tied for the fifth-most in that time period among all Low-A Southeast League relievers... Allowed two hits in 24 at-bats (.087) vs. left-handed batters...

COLLEGE: Pitched three seasons at Eastern Michigan University... Went 4-6 with a 4.64 ERA (73.2ip/38er) and 81 strikeouts in 14 appearances (13 starts) in 2021... Threw a complete game against NCAA Champions Mississippi State on 3/13... Made four starts in the shortened 2020 season... Made 14 appearances and 12 starts in his freshman campaign in 2019... Was the only freshman to earn a win in 2019, three wins tied for team lead... Led the team in innings pitched (58)

CAREER TRANSACTIONS: Selected by the Pittsburgh Pirates in the 10th round (283rd overall) in the 2021 First Year Player Draft out of Eastern Michigan, signed on July 16, 2021...

CURVE CUTS: Justin Daniel Meis... Last name is pronounced "mice"... Signed for \$127,500... Is a 2018 graduate of Bethel Park High School located outside the city of Pittsburgh, where he was a four-time letterwinner and one-year captain on the baseball team... Was coached by Chris Tekulve at Bethel Park, son of Pirates Hall of Famer Kent Tekulve... Recorded five wins, a 1.40 ERA and 58 strikeouts in 45.0 innings during his senior year at Bethel Park... Struck out a Bethel Park record 16 batters in one game on 5/22/18 against North Allegheny High School... Also a two-time letterwinner in basketball... Became the sixth player selected by the Pirates out of Eastern Michigan University; the first since Matt Skirving in the 30th round of the 2010 First-Year Player Draft... Became the highest drafted player out of Eastern Michigan since Jeff Fischer was selected in the 10th round in 2007... Father, Jeff, played High School Basketball at Baldwin High School, Mom, Leigh, played Volleyball and Softball on WPIAL Championship Teams... Younger brother, Ryan Meis, is a rising Senior Men's Basketball Player at Division-II Seton Hill University... Helped Pirates minor leaguer Nick Dombkowski develop his slider, and in return learned how to throw his changeup from Dombkowski (Rob Biertempfel, The Athletic) - the two have been throwing partners for their entire professional career... Meis learned how to throw his slider playing Little League at Bethel Park in Pittsburgh...

2023: Assigned to Altoona to begin the season and made 6 turns in the Altoona rotation to begin the season (0-2, 6.86 ERA)... Worked behind an opener for 3 turns... Placed on Development List on May 27, activated on June 9 when Sean Sullivan went on IL... As a starter (10): 0-2, 4.84 ERA (19 ER /

CAREER STATISTICS

YR	CLUB	W-L	ERA	G	GS	CG	SHO	SV	IP	H	R	ER	HR	BB	SO
21	Bradenton (A)	1-1	2.04	10	0	0	0	0	17.2	14	9	4	2	9	27
22	Bradenton (A)	3-4	3.51	10	7	0	0	0	41.0	40	26	16	4	14	42
	Greensboro (A+)	4-4	4.44	16	16	0	0	0	73.0	57	36	36	10	33	74
	2022 Totals (A/A+)	7-8	4.11	26	23	0	0	0	114.0	97	62	52	14	47	116
23	Altoona (AA)	4-3	4.55	29	10	0	0	1	83.0	74	46	42	13	47	77
	MiLB Totals (3 seasons)	12-12	4.11	65	33	0	0	1	214.2	185	117	98	29	103	220

2024 CURVE



PERSONAL

HEIGHT/WEIGHT: 5-11/205
BIRTHPLACE: Havana, Cuba
BORN: March 9, 2001
ACQUIRED: Trade - STL (2022)

BATS/THROWS: Right/Right
RESIDES:
AGE: 23
SCHOOL: N/A

CAREER HIGHS

HITS: 4, 2x, last - 6/7/22 (SPR @ MID)
RUNS: 3, 6x, last - 6/25/22 (SPR @ NWA)
HOME RUNS: 2, 3x, last - 6/28/22 (SPR vs. WCH)

RBI: 8 - 8/7/18 (DSL CAR @ DSL ROC)
STOLEN BASES: 1, 18x, last - 8/11/22 (ALT @ BNG)
HITTING STREAK: 22 games - 7/13 - 8/8/18

AWARDS & HONORS

Baseball America 2018 DSL All-Star
 2018 DSL Post-Season All-Star
 2018 DSL Most Valuable Player
 Texas League Player of the Month - June, 2022

PROSPECT RANKINGS

2019 Baseball America No. 9/MLB.com No. 7 Cardinals prospect
 2020 Baseball America No. 18/MLB.com No. 16 Cardinals prospect
 2021 Baseball America No. 17/MLB.com No. 17 Cardinals prospect
 2022 Baseball America No. 16/MLB.com No. 12 Pirates prospect
 2023 Baseball America No. 21/MLB.com No. 16 Pirates prospect

CAREER HIGHLIGHTS

CAREER TRANSACTIONS: Signed as an International Free-Agent by the St. Louis Cardinals on July 3, 2018...Traded by the St. Louis Cardinals to the Pittsburgh Pirates on August 1, 2022 along with RHP Johan Oviedo for LHP Jose Quintana and RHP Chris Stratton

CURVE CUTS: Malcom Nuñez... Is one of just a handful of Cuban-born players playing in the minors (Bowie's Cesar Prieto is one)... Became the sixth player of Cuban descent to suit up for Altoona, first since Jose Contreras in 2013 (Hansel Iztquierdo - 2005, Yoslan Herrera - 07-09, Alay Soler - 2007, Yunesty Sanchez - 2011)... Nuñez and Johan Oviedo are the only Cuban-born players in the Pirates system, first since Guillermo Heredia (2020)... Credits his grandmother for his passion for the game, used to hit home runs in his backyard in Havana growing up with either baseballs, or objects that substituted for them... Had no access to internet growing up and Cuban TV did not show MLB games... Baseball idol was Alfredo Despaigne, a star on the Cuban National Olympic Team in 2008 that won a silver medal and in 2013 was the first Cuban permitted to play outside of the country without defecting. Played professional Baseball in Japan... Nuñez played with Cuba's 15U team in Japan in 2016 WBSC Baseball World Cup and wowed MLB scouts. Cuba won championship, Nuñez had 19 hits, nine walks, .683 OBP...Told Tim Williams of Baseball America that he had always wanted to play for the Pirates, but his agent in 2018 did not accept or counter Pittsburgh's offer, leading to his signing with St. Louis...

2023: Was a non-roster invite to Pittsburgh Pirates Spring Training... Spent the entire season with Triple-A Indianapolis... Also made rehab appearances with the FCL Pirates, Bradenton and Greensboro... Bounced back from a slow month of April and batted .357/.478/.536 with 4 2B, 2 HR and 14 RBI in 16 games during the month of May... Was placed on the 7-Day IL on May 25 and missed two months... Returned to action on a rehab assignment in the FCL, Bradenton and Greensboro... Totaled 8 hits in 11 games on his rehab assignment... Finished out the season with Triple-A Indianapolis, returning to the lineup on August 9 and batted .211/.283/.347 in his final 28 games of the year...

2022: Opened the season at Double-A Springfield in the St. Louis Cardinals system and batted .255/.360/.463 with 11 2B, 17 HR, 66 RBI and 4-6 SB in 85 games... Was traded to the Pirates along with RHP Johan Oviedo for LHP Jose Quintana and RHP Chris Stratton on August 1... At the time of the trade was ranked as the No. 10 prospect in the Cardinals system according to MLB.com, slotted in as the No. 11 prospect in the Pirates system after the trade... His 17 HR ranked 7th in the Texas League and his 66 RBI ranked 3rd in the TL at the time of the trade... From June 1 - July 31 he batted .304/.376/.573 with 14 HR and 47 RBI, had the 4th-most RBI and was T-11th most HR of an MiLB player in that timespan... Homered in 4 straight games (7/26-29) (.375, 7 RBI, 1 2B)... Was named the STL MiLB Player of the Month in June: .381, 9 HR, 27 RBI, 2 2B and 12 BB... Went 0-for-3 with a walk in his team debut on 8/9 at BIN... Led the Curve to a 3-2 win with a sac fly, HR and BB on 8/13 at BIN... Blasted a 3-run walk-off HR on 8/18 vs. HBG... Reached base

safely in each of his first 10 games with Altoona (.378 OBP)... Made his first appearance at 3B on 8/27 @ BOW... Played 29G with Altoona: .286/.381/.476 with 5 2B and 5 HR, 21 RBI... Totaled 22 HR and 87 RBI between Springfield and Altoona... 87 RBI ended T-6th among all players at the Double-A level... Matched his career-high with 3 BB on 9/14 vs. REA... Promoted to Triple-A Indianapolis on 9/20 where he played 5G and went 3-for-13 with 1 HR, 1 RBI and 4 BB... Made the switch primarily to first base in 2022...

2021: Played 89G between High-A Peoria and Double-A Springfield batting .268/.339/.404 with 15 2B, 2 3B, 9 HR, 39 RBI and 7-10 SB... Opened the season with High-A Peoria before being promoted to Double-A Springfield on 6/29... Was just 20 years old at the time of his promotion to Double-A... Spent the season exclusively at third base...Finished the season on a 10-game hitting streak...

2020: Did not play due to the COVID-19 Pandemic... Spent the season at St. Louis's Alternate Training Site...

2018: Signed by the St. Louis Cardinals on July 3, 2018... Played 44 games with the DSL Cardinals, hitting .415 with 13 home runs and 59 RBI... Went on a 22-game hitting streak from 7/13 - 8/8, hitting .465 with 40 hits, 36 RBI, and a .520 on-base percentage during this time...Recorded hits in all but four games throughout the season... Won the DSL Most Valuable Player award and won the league's triple crown...Also led the league in OBP (.497), slugging (.774), total bases (127) and AB/HR ratio (12.62)... Baseball America named him the Cardinals No. 9 prospect after the season...



CAREER STATISTICS

YR	CLUB	AVG	G	AB	R	H	2B	3B	HR	RBI	BB	SO	SB	OBP	SLG
18	DSL Cardinals (Rk.)	.415	44	164	44	68	16	2	13	59	26	29	3	.497	.774
19	Johnson City (Rk.)	.254	37	130	14	33	11	0	2	13	13	32	3	.336	.385
	Peoria (A)	.183	21	71	5	13	1	0	0	5	5	15	0	.247	.197
	2019 Totals (Rk./A)	.229	58	201	19	46	12	0	2	18	18	47	3	.305	.318
21	Peoria (A+)	.285	35	137	18	39	10	2	3	20	11	27	5	.351	.453
	Springfield (AA)	.257	54	202	28	52	5	0	6	19	21	44	2	.330	.371
	2021 Totals (A+/AA)	.268	89	339	46	91	15	2	9	39	32	71	7	.339	.404
22	Springfield (AA)	.255	85	298	51	76	11	0	17	66	48	71	4	.360	.463
	Altoona (AA)	.286	29	105	20	30	5	0	5	21	17	27	1	.381	.476
	Indianapolis (AAA)	.231	5	13	1	3	0	0	1	1	4	5	0	.412	.462
	2022 Totals (AA/AAA)	.262	119	416	72	109	16	0	23	88	69	103	5	.367	.466
23	FCL Pirates (Rk.)	.400	2	5	1	2	1	0	0	2	3	0	0	.625	.600
	Bradenton (A)	.333	4	15	2	5	1	0	0	2	3	2	0	.444	.400
	Greensboro (A+)	.313	5	16	3	5	2	0	1	7	3	4	0	.450	.625
	Indianapolis (AAA)	.237	67	241	30	57	8	0	7	34	19	64	0	.314	.357
	2023 Totals	.249	78	277	36	69	12	0	8	45	28	70	0	.338	.379
	MiLB Totals (5 seasons)	.74	388	1397	217	383	71	4	55	249	173	320	18	.362	.449

2024 CURVE



PERSONAL

HEIGHT/WEIGHT: 6-1/210
BIRTHPLACE: Phoenix, Arizona
BORN: September 10, 1994
ACQUIRED: Minor League Free Agent (2024)

BATS/THROWS: Right/Right
RESIDES: Gilbert, Arizona
AGE: 29 (Turns 30 on September 10)
SCHOOL: Gilbert (AZ) High School

CAREER HIGHS

HITS: 5 - 5/2/19 (TOL vs. COL)
RUNS: 4 - 5/23/14 (FW vs. LAN)
HOME RUNS: 2, 3x, last - 8/25/23 (LHV @ SWB)

RBI: 5, 3x, last - 6/4/23 (LHV vs. SWB)
STOLEN BASES: 1, 26x, last - 4/14/23 (LHV @ DUR)
HITTING STREAK: 15 games, 7/8 - 7/24/16

AWARDS & HONORS

Carolina League Mid-Season All-Star - 2015 (Carolina)
 Southern League Mid-Season All-Star - 2016 (Mississippi)
 Southern League Post-Season All-Star - 2016 (Mississippi)
 2016 MiLB.com Braves Organizational All-Star
 2018 MiLB.com Braves Organizational All-Star

PROSPECT RANKINGS

2014 Baseball America No. 22 / MLB.com No. 15 San Diego Prospect
 2015 Baseball America No. 21 San Diego / MLB.com No. 17 Atlanta Prospect
 2016 Baseball America No. 20 / MLB.com No. 21 Atlanta Prospect
 2017 Baseball America No. 16 / MLB.com No. 18 Atlanta Prospect
 2018 Baseball America No. 22 / MLB.com No. 16 Atlanta Prospect
 2019 MLB.com No. 29 Detroit Prospect

CAREER HIGHLIGHTS

CAREER TRANSACTIONS: Drafted by the San Diego Padres in the 2nd round (50th overall) of the 2013 First-Year Player Draft out of Gilbert (AZ) High School... Signed on June 15, 2013 for a \$1.4 million signing bonus... Traded by the San Diego Padres to the Atlanta Braves along with INF Jace Peterson, LHP Max Fried, and OF Mallex Smith on December 19, 2014 in exchange for OF Justin Upton and RHP Aaron Northcraft... Designated for Assignment by the Atlanta Braves on September 2, 2018... Claimed off waivers by the Detroit Tigers on September 6, 2018... Signed by the Los Angeles Angels as a minor league free agent on March 1, 2020... Released by the Los Angeles Angels on May 29, 2020... Signed by the Milwaukee Brewers as a minor league free agent on December 16, 2020... Traded by the Milwaukee Brewers to the Philadelphia Phillies on April 19, 2022 in exchange for cash... Signed by the Pittsburgh Pirates as a minor league free agent on February 28, 2024...

Designated for Assignment at the end of the season, where he was claimed off waivers by the Detroit Tigers... Named an MiLB Organizational All-Star with Atlanta...

2017: Appeared in just 87 games with Triple-A Gwinnett due to injury and batted .248/.318/.318...Sustained a broken hamate bone in his left hand during an at-bat in major league spring training and opened the season on the disabled list...Made second trip to the DL on 8/21 with a concussion...

2016: Named the Braves Minor League Player of the Year after setting career highs in nearly every offensive category after playing in 132 games for Double-A Mississippi...Started each of his 132 games played...collected 148 hits, the second most in the organization and fifth most amongst all of Double-A...Collected 70 hits over 52 games from 6/1-7/31 for a .333 average...Paced Atlanta farmhands and ranked T-5th among all Double-A batters with 88 RBI...52 extra-base hits were second in the Southern League...Hit .324 over 18 games played in the Arizona Fall League...

2015: Baseball America named him the No. 19 prospect in Atlanta's system to begin the season after being traded in December...Hit .251 with 25 extra-base hits and a career-best 44 walks with High-A Carolina...Ended the season in the Top 10 among Braves prospects in RBI (T3rd, 62), runs (5th, 58), hits (9th, 112), and home runs (9th, 8)...Earned Carolina League Mid-Season All-Star honors...Batted .314 in 30 games to begin the season before landing on the disabled list on 5/13 following the crash of the Mudcats' bus...Returned from the DL on 6/2 and batted .232 in 88 games the remainder of the season...

2014: Spent the full season at Single-A Fort Wayne, leading the team with 31 doubles and finishing 3rd on the team with 123 hits...Started the year hitting .264 over the season's first three months before finishing the year hitting just .187...Collected his first four-hit game of his career on 6/24, going 4-for-6 with a double, two runs scored and an RBI...

2013: Made his professional debut with the AZL Padres...Rated by Baseball America following the season as the No. 15 prospect in the Arizona League...

CURVE CUTS: Dustin Allen Peterson...Had a scholarship offer to play at Arizona State, but chose to sign with the Padres... Brother, D.J. Peterson was selected as the 12th overall pick to the Seattle Mariners in the 2013 MLB Draft... Has a tattoo around his right wrist in honor of his grandfather, Charles T. Lunsford, who died of cancer at the age of 65 just before Peterson was drafted in 2013... Peterson survived a horrible bus crash in 2015 as a member of the Carolina Mudcats, Atlanta's Single-A team... During a May bus trip from Salem, VA to Myrtle Beach, SC, the team bus veered off the road and was launched into the air after hitting a berm, landing on its side and skidding nearly 200 feet... Peterson suffered severe whiplash and told the Detroit Free Press years later that he was nearly decapitated after teammate David Peterson landed on his neck during the crash... No one was killed in the accident, but six players on the team went onto the disabled list...

2023: Spent the entire season at Triple-A Lehigh Valley in the Phillies organization... Hit a career-high 19 home runs, including two multi-home run games on 6/4 and 8/25 against Scranton... Played in just 85 games as he spent time bouncing on and off the Development list... 54 RBI were his most since 2021... Hit a walk-off, two-run home run on 8/16 vs Jacksonville...

2022: Began the season playing three games for Triple-A Nashville in the Milwaukee organization before being traded to Philadelphia in exchange for cash...Played in 102 games with Triple-A Lehigh Valley...Recorded 33 extra-base hits with nine home runs and 47 RBI with 40 BB and 101 strikeouts...Placed on the IL from 7/7-8/11 with a right thumb laceration...

2021: Spent the entire season at Triple-A Nashville in the Milwaukee system...Hit .271 in 77 games played with nine home runs, 56 RBI, and only 44 strikeouts... Placed on the IL from 6/3 - 7/12 with a left hand fracture...

2020: Played for Sugar Land in the Independent Constellation Energy League... Following the season, played for Monterrey in the Mexican Pacific Winter League...

2019: Made the Detroit Tigers Opening Day roster...Played in 17 games with the Tigers, accumulating 10 hits with 4 2B and 6 RBI...Recorded his first Major League hit on 4/2 against the Yankees, an RBI double off Aroldis Chapman...Spent the remainder of the season at Triple-A Toledo, hitting .286 in 79 games with 11 home runs...On the IL from 8/2 - 9/5 with a left elbow sprain...

2018: Opened the season with Triple-A Gwinnett, where he played in 107 games, hitting .268 with 23 2B and 11 HR...Made his Major League Debut with the Braves on 5/28 as a pinch hitter, logging two at-bats in two games without recording a hit...



CAREER STATISTICS

YR	CLUB	AVG	G	AB	R	H	2B	3B	HR	RBI	BB	SO	SB	OBP	SLG
13	AZL Padres (Rk.)	.293	38	157	20	46	8	0	0	18	9	33	3	.337	.344
14	Fort Wayne (A)	.233	126	527	64	123	31	3	10	79	25	137	1	.274	.361
15	Carolina (A+)	.251	118	446	58	112	15	2	8	62	44	91	6	.317	.348
16	Mississippi (AA)	.282	132	524	65	148	38	2	12	88	45	100	4	.343	.431
17	Gwinnett (AAA)	.248	87	314	35	78	17	1	1	30	27	78	1	.318	.318
18	Gwinnett (AAA)	.268	107	406	46	109	23	0	11	55	30	96	3	.324	.406
	Atlanta (MLB)	.000	2	2	0	0	0	0	0	0	0	1	0	.000	.000
19	Toledo (AAA)	.286	79	301	31	86	13	0	11	49	14	78	1	.317	.439
	Detroit (MLB)	.227	17	44	3	10	4	0	0	6	2	14	1	.277	.318
21	Nashville (AAA)	.271	77	291	42	79	15	0	9	56	30	44	0	.347	.416
22	Nashville (AAA)	.143	3	7	1	1	1	0	0	0	4	1	0	.455	.286
	Lehigh Valley (AAA)	.244	102	393	49	149	22	2	9	47	40	101	6	.318	.379
	2022 Totals (AAA)	.243	105	400	50	150	23	2	9	47	44	102	6	.321	.378
23	Lehigh Valley (AAA)	.244	85	303	54	74	15	1	19	54	37	85	1	.328	.488
	MiLB Totals (10 seasons)	.259	954	3669	465	952	198	11	90	538	305	844	26	.320	.393
	MLB Totals (2 seasons)	.217	19	46	3	10	4	0	0	6	2	15	1	.265	.304

2024 CURVE



PERSONAL

HEIGHT/WEIGHT: 6-0/172
BIRTHPLACE: Roseville, Calif.
BORN: August 3, 1998
ACQUIRED: Trade - AZ (2023)

BATS/THROWS: Right/Right
RESIDES: Rocklin, Calif.
AGE: 25 (Turns 26 on August 3)
SCHOOL: Cal-State University - Sacramento

CAREER HIGHS

IP (START): 7.2, 8/12/22 (HIL vs. SPO)
IP (RELIEF): 4.0, 9/5/21 (VIS @ SJ)
RUNS ALLOWED: 8, 7/17/22 (HIL @ VAN)

STRIKEOUTS: 8, 6/1/22 (HIL @ TRI)
WALKS: 4, 7/17/22 (HIL @ VAN)
MOST HITS: 9, 7/17/22 (HIL @ VAN)

AWARDS & HONORS

Northwest League Pitcher of the Month (8/2022)

CAREER HIGHLIGHTS



2022: Led the Northwest League in ERA and WHIP (1.16) while also finishing ninth in strikeouts... Led all Diamondbacks minor leaguers in ERA... Spent the entire season with High-A Hillsboro in the Northwest League... Did not allow an unearned run all season... Bounced back from a 5.65 ERA in three April starts with a solid month of May, going 1-0 with a 2.30 ERA in three starts... Finished 6.0 innings in a start seven times during the season... Tossed 7.0 scoreless innings on May 10 against Spokane needing just 75 pitches... Finished off the year with a dominant month of August where he went 4-0 with a 0.36 ERA (1 ER / 24.2 IP) and was named the Northwest League Pitcher of the Month... Tossed a career-best 7.2 scoreless innings on August 12 against Spokane...

2021: Made his professional debut with Single-A Visalia in the California League... Tossed 19.0 innings and allowed just one run... Held opponents to just eight hits (.127 BAA), four walks and two hit batsman (0.63 WHIP)... Finished the season strong with 14.0 scoreless innings in the month of September... Struck out nine in 6.0 scoreless innings in his final start of the season at Rancho Cucamonga...

CAREER TRANSACTIONS: Drafted by the Arizona Diamondbacks in the seventh round (198th overall) of the 2021 First-Year Player Draft out of the Cal-State University - Sacramento... Traded to the Pirates in exchange for INF/OF Diego Castillo on December 23, 2022...

CURVE CUTS: Scott William Randall... Known for having an outstanding change-up as part of his repertoire... Was twice selected as an All-WAC selection at Cal State-Sacramento, finished his collegiate career second all-time in wins (24), third all-time in starts (49) and innings pitched (249), also ranked fourth in strikeouts (249) and seventh in ERA (2.84)... Notable Cal-State-Sacramento baseball alumni include former Curve RHP Austin Roberts (PIT/MIA), OF James Outman (LAD), INF Rhys Hoskins (PHI/MIL), LHP Sam Long (SFG/OAK) and C Buck Martinez (KC/MIL/TOR)...

2023: Missed the entire season recovering from injury...

CAREER STATISTICS

YR	CLUB	W-L	ERA	G	GS	CG	SHO	SV	IP	H	R	ER	HR	BB	SO
21	Visalia (A)	2-0	0.47	5	2	0	0	0	19.0	8	1	1	0	4	23
22	Hillsboro (A+)	6-7	3.82	21	21	0	0	0	108.1	101	46	46	14	25	104
23									Did Not Pitch (Injured)						
MiLB Totals (3 seasons)		8-7	3.32	26	23	0	0	0	127.1	109	47	47	14	25	127

2024 CURVE



PERSONAL

HEIGHT/WEIGHT: 6-2/213
BIRTHPLACE: Huntsville, AL
BORN: January 30, 1999
ACQUIRED: 15th Round (2021)

BATS/THROWS: Right/Left
RESIDES: Huntsville, AL
AGE: 25
SCHOOL: University of South Alabama

CAREER HIGHS

IP (START): 1.2 - 9/2/23 (ALT @ Erie)
IP (RELIEF): 2.0, 13x, last - 7/5/23 (ALT @ ERIE)
RUNS ALLOWED: 5, 3x, last - 5/18/23 (ALT @ BMV)

STRIKEOUTS: 5, 2x, last - 6/12/22 (ALT @ REA)
WALKS: 3 - 2x, last 8/26/23 (ALT vs AKR)
MOST HITS: 4 - 5x, last - 8/2/23 (ALT vs RIC)

AWARDS & HONORS

2022 MiLB.com Pittsburgh Organizational All-Star
 Pittsburgh Pirates 2022 Kent Tekulve Reliever of the Year

PROSPECT RANKINGS

2022 *Baseball America* No. 29 Pirates prospect

2024 CURVE

CAREER HIGHLIGHTS

CAREER TRANSACTIONS: Drafted by the Pittsburgh Pirates in the 15th round (433rd Overall) in the 2021 First-Year Player Draft out of the University of South Alabama...Signed on July 20, 2021

CURVE CUTS: Robert Tyler Samaniego (Tyler)... Spent two years at Northeast CC (MS) before spending his junior season at South Alabama... Same college at Pirates 1st round selection in 2019 OF Travis Swaggerty... Lettered five times in baseball at Lee (AL) High School, where he was a 2017 first-team Class 5A state selection... Attended same High School as Craig Kimbrel and his family, Tyler played under the same High School Coach, is represented by the same agency... Tyler's brother lived with Craig's brother in college, and Craig's younger brother, Matt, helped coach Samaniego in high school...

2023: Assigned to Altoona to begin the season... Went 2-1 with a 5.51 ERA in 41 G / 1 Start, also picked up 6 saves... Ranked 2nd among ALT Relievers with 54 K's in 47.1 IP... Struck out 4 in 2.0 scoreless innings on 4/13 at Erie... Allowed just 4 hits in 34 AB's to start the season (.118 BAA), allowed 4 hits in 1.0 inning and took the loss on 5/11 vs. Akron... 13-of-30 runs allowed this season came in 4 outings (5/11 vs. AKR (2R), 5/18 at BOW (5R), 5/31 vs. BIN (3R), 7/5 vs. Erie (3R))... Had at least 1 strikeout in 31-of-41 outings... Made his first career start on a bullpen day on 9/2 @ Erie (1.2 IP, 2 H, 2 R, 2 BB, 1 K)... Placed on 7-Day IL on 9/5, activated on 9/14... After the season made 8 appearances for Salt River in the Arizona Fall League recording a 1-1 record with a 4.91 ERA... Struck out 9 batters in 7.1 innings pitched...

2022: Led Pirates minor league pitchers with 14 saves... Also

had the lowest WHIP (0.797) and H/9 (3.4) among PIT MiLB (min 40.0 IP)... His .114 BAA was the lowest among all MiLB pitchers that threw 40.0 IP... Was unscored upon in 20-of-24 outings with Altoona... His 10 saves with Altoona were tied for 4th in the Eastern League and were tie for 5th among all Double-A Pitchers June 1 through the end of the season... Named to Greensboro's Opening Day Roster... Went 1-1, with a 0.53 ERA (1 ER / 17.0 IP) in 14 appearances with the Grasshoppers... Picked up 24 strikeouts in 17.0 IP with just 3 H and 11 BB (.054 BAA)... Last allowed a hit on April 15 at Winston-Salem (10 G)... Transferred to ALT on 5/31... Threw his 12th consecutive scoreless inning in his debut on 5/31... Picked up a 4-out save on 6/4 vs. BOW... Went 41 AB's (14G) between allowing a hit (4/15 - 6/8), longest active streak in MiLB at the time it was broken.. Had a 14.2 inning scoreless streak broken on June 8... Placed on Temp. Inactive List on 9/1 (personal), activated on 9/10... Altoona went 19-5 in games he pitched in...

2021: Allowed just 1 ER in 7G (10.0ip) between the regular season and postseason with Bradenton... Aided the Marauders to a Low-A Southeast League Championship... Struck out 15 batters in 7.0 IP...

COLLEGE: Went 2-2 with a team-high seven saves, a 4.08 ERA, 27 strikeouts and .172 batting average against in 2021 for the University of South Alabama... Was scored upon just four times in 19 appearances in 2021 with South Alabama... Lettered two years at Northeast (MS) Community College prior to transferring to South Alabama... Was a first-team selection for the Mississippi Association of Community and Junior Colleges in 2019...



CAREER STATISTICS

YR	CLUB	W-L	ERA	G	GS	CG	SHO	SV	IP	H	R	ER	HR	BB	SO
21	Bradenton (A)	1-0	1.29	5	0	0	0	0	7.0	4	2	1	1	2	15
22	Greensboro (A+)	1-1	0.53	14	0	0	0	4	17.0	3	3	1	0	11	24
	Altoona (AA)	3-3	3.52	24	0	0	0	10	30.2	15	13	12	2	9	23
	2022 Totals (A+/AA)	4-4	2.45	38	0	0	0	14	47.2	18	16	13	2	20	47
23	Altoona (AA)	2-1	5.51	41	1	0	0	6	47.1	51	31	29	2	23	54
	MiLB Totals (3 seasons)	7-5	3.79	84	1	0	0	20	102.0	73	49	43	5	45	116



PERSONAL

HEIGHT/WEIGHT: 6-3/186
BIRTHPLACE: Tampa, Florida
BORN: October 8, 1999
ACQUIRED: Trade - MIA (2021)

BATS/THROWS: Left/Left
RESIDES: Tampa, Florida
AGE: 24 (Turns 25 on October 8)
SCHOOL: Plant (Fl.) High School

CAREER HIGHS

HITS: 4 - 8/10/22 (ALT @ BNG)
RUNS: 4 - 6/19/21 (BEL @ PEO)
HOME RUNS: 2, 2x, last - 9/17/22 (ALT vs. REA)
RBI: 6 - 5/28/23 (ALT vs. HFD)
STOLEN BASES: 3 - 6/9/19 (CLI @ BUR)
HITTING STREAK: 16 games - 7/7-7/26/19

PROSPECT RANKINGS

2019 *Baseball America* No. 6 /MLB.com No. 6 Marlins prospect
 2020 *Baseball America* No. 10/MLB.com No. 15 Marlins prospect
 2021 *Baseball America* No. 14 Marlins prospect
 2022 *Baseball America* No. 26 Pirates prospect

CAREER HIGHLIGHTS

CAREER TRANSACTIONS: Drafted by the Miami Marlins in the first round (13th overall) of the 2018 First-Year Player Draft out of Plant High School in Tampa, Florida... Signed on June 13, 2018... Traded by the Miami Marlins to the Pittsburgh Pirates on November 29, 2021 along with RHP Zach Thompson and RHP Kyle Nicolas for C Jacob Stallings...

CURVE CUTS: Connor Bryant Scott... Attended Plant (Fl.) High School...While in High School was coached by Curve Manager Callix Crabbe during summer wood bat league play at IMG Academy...Notable baseball alumni from Plant High School include: Pete Alonso (Mets), Mychal Givens (Reds), Kyle Tucker (Houston) Jake Woodford (Cardinals) and Wade Boggs... Was ranked the No. 15 overall prospect (No. 5 Fla.) and the No. 2 outfield prospect (No. 1 Fla.) nationally by Perfect Game in 2018... Played in the 2017 Perfect Game All-American Game... Was also regarded as a left-handed pitcher prospect... Only played in 20 games during his senior season due to a hamstring injury... Hit .526 with five home runs and pitched to a 3-0 record with a 2.13 ERA in 23 innings... Was initially committed to University of Florida before signing with the Miami Marlins... Signed for a \$4,038,200 signing bonus... Was road roommates with RHP Kyle Nicolas with Beloit in 2021 and the two roomed together at home and on the road while playing for Altoona in 2022 and '23...

2023: Assigned to Altoona to begin the season... Rocked a 3-run 3B in the 8th inning on 5/23 vs. HFD to lead ALT to a 6-3 comeback win... Drove in a career-high 6 runs on 5/28 vs. HFD with a 3-run 3B and a 3R HR to lead ALT to an 8-2 win... 5G On-Base Streak (5/23 - 5/30): .421/.476/1.053/1.529 with 3 3B, 3 3B, 1 HR, 10 RBI, 2 BB... Sent ALT to a walk-off win with a sac fly on 5/31 vs. BIN... Matched his career-high with 3 BB on 6/13 @ SOM... Placed on 7-Day IL on 6/29 (retro 6/28) with a left wrist injury... Activated on 7/25 and hit a 2-run homer in his 2nd at-bat at HBG... Earned his 2nd walk-off RBI of the season with a bases loaded walk on 8/1 to secure a 1-0 win over RIC... Played his 1st career game at 1B on 9/10 vs Harrisburg... Batted .196/.263/.315 with 14 2B, 4 3B, 3 HR, 37 RBI and 10-14 SB in 74G...

2022: Spent the entire season with Altoona, set the team's franchise record for Home Runs in a season (142) on 9/17 vs. Reading with his second career multi-home run game... Finished the season as the team leader in 2B (25)... Was 1 of 7 Curve players to steal at least 10 bases... Began the season with hits in each of his first 9 games, reached base safely in 15 straight games to start season... Recorded 10 multi-hit games in April/May, just 2 in June (.183 BA)... Swatted his second HR of the season on 7/3 against HBG ending a string of 178 AB's without a home run... Hit a walk-off sacrifice fly to lead the Curve to a 1-0 win over RIC on 7/16... Changed his number from 38 to 7 on 8/2... Picked up a career-high 4 hits (2 1B, 2B, HR) on 8/10 at Binghamton... Picked up 2 hits and 2 RBI including a game-saving home run robbery in the 9th inning of ALT's 10-8 win in 10 innings over BOW on 8/27...

2021: Spent the entire season at High-A Beloit...Played in 96 games, hitting .276 with 25 doubles, six triples, 10 home runs, and 46 RBI...set

career-highs in triples, home runs, RBI, runs scored (80), and batting average...Stole 14 bases all season...Scored a career-high four runs on June 19...Had his first multi-home run game on August 20th, hitting two home runs...Played in all three outfield positions with the most time coming in right field...Finished the season on a strong note, hitting .314/.353/.547 in August and September...

2020: Did not play due to the COVID-19 Pandemic

2019: Began the season with Class A Clinton... Played in 95 games, hitting .251 (95/378) with 24 doubles, four triples, four home runs, and 36 RBI... Stole 21 bases and had a .679 on-base percentage... Promoted to High-A Jupiter on July 30... Had a career-high 16 game hitting streak from July 7 - July 26... Hit .311 in July with 10 doubles, a triple and a home run... Played in 27 games at High-A, hitting .235 with four doubles, one triple, one home run, and five RBI... Continued to play exclusively center field... Struggled against left-handed pitching, managing a .582 OPS against them... Struck out a career-high 117 times all season... Ranked 10th in the Marlins system after the season by Baseball America

2018: Made his professional debut on July 3 with the GCL Marlins... Played in 27 games, hitting .223 with one double, four triples, and eight RBI... Stole eight bases at the rookie level... Recorded three hits on July 19... Was promoted to Class-A Greensboro on August 7... Played 23 games with the Grasshoppers, hitting .211 with two doubles, one home run, and five RBI... First professional home run came on August 20th @ Kannapolis... Played strictly center field in his first season... Ranked sixth in the Marlins system by Baseball America after the season



CAREER STATISTICS

YR	CLUB	AVG	G	AB	R	H	2B	3B	HR	RBI	BB	SO	SB	OBP	SLG
18	GCL Marlins (Rk.)	.223	27	103	15	23	1	4	0	8	14	29	8	.319	.311
	Greensboro (A)	.211	23	76	4	16	2	0	1	5	10	27	1	.295	.276
	2018 Totals (Rk./A)	.218	50	179	19	39	3	4	1	13	24	56	9	.309	.296
19	Clinton (A)	.251	94	378	56	95	24	4	4	36	31	91	21	.311	.368
	Jupiter (A+)	.235	27	98	12	23	4	1	1	5	11	26	2	.306	.327
	2019 Totals (A/A+)	.248	122	476	68	118	28	5	5	41	42	117	23	.310	.359
21	Beloit (A+)	.276	96	395	80	109	25	6	10	46	31	92	14	.333	.446
22	Altoona (AA)	.247	109	380	46	94	25	4	7	49	33	92	10	.308	.389
23	Altoona (AA)	.196	74	260	28	51	14	4	3	37	25	65	10	.263	.315
MiLB Totals (5 seasons)		.243	451	1690	241	411	95	23	26	186	155	422	66	.308	.373



PERSONAL

HEIGHT/WEIGHT: 5-10/205
BIRTHPLACE: Murrieta, California
BORN: September 16, 1996
ACQUIRED: 14th Round (2019)

BATS/THROWS: Left/Right
RESIDES: Murrieta, CA
AGE: 27 (Turns 28 on September 16)
SCHOOL: The Masters University (CA)

CAREER HIGHS

HITS: 4, 9/7/21 (GBO @ JS)
RUNS: 3, 5x, last - 6/26/22 (ALT @ NH)
HOME RUNS: 2, 3x - 5/25/23 (IND @ COL)

RBI: 7 - 9/7/21 (GBO @ JS)
STOLEN BASES: 1, Several times
HITTING STREAK: 10 games - 4/9-28/22

CAREER HIGHLIGHTS

CAREER TRANSACTIONS: Drafted by the Pittsburgh Pirates in the 14th round (424th overall) of the 2019 First-Year Player Draft out of The Masters University in California... Signed on June 12, 2019

CURVE CUTS: Aaron Winston Shackelford... Attended Murrieta Valley HS in Murietta, California... Was a three-year varsity starter between second and third base... Hit .400 with two home runs and 15 RBI in his senior season, earning All-Southwestern League honors... Played four years for The Masters University Mustangs, a private non-denominational Christian University in California... Same college as Jerry Owens, former White Sox outfielder, and Connor Menez, former Giants pitcher... Signed with the Pirates for \$10,000...

vs. Somerset... Smacked a go-ahead 3R HR on 5/25 at HBG, the homer marked the 10th straight game with a HR for the Curve, matching a franchise record... Made his first start of the season at 2B on 6/4 vs Bowie... Recorded his first career multi-HR game with 2 HR on 6/17 vs Erie, totaling 5 RBI... Came off the bench on 6/26 @ NH and knocked a go-ahead HR and later scored the go-ahead run in the 9th inning in a 9-6 comeback win... Picked up his second multi-homer game of the season on 7/15 vs RIC as part of a 3-for-3 day, also hit the second of back-to-back homers with Blake Sabol... 11G On-Base (7/8 G2 - 7/24): .375/.479/.750 with 6 2B, 3 HR, 5 RBI and 2-2 SB... Was a triple shy of the cycle on 8/7 vs. AKR (3-3, 2B, HR, 2 RBI, BB)... Homered in four straight games on 8/7-8/11, previously had homered in consecutive games 3 times this season (4/21 G2 + 4/22, 6/10 + 6/11), also homered in 3 straight games from 5/9-13/2021 with Greensboro, first Curve batter to homer in 4 straight since Mason Martin in 2021... Is the 10th player in franchise history to hit 20 homers in a season... Made his first career start in RF, 2nd career appearance, on 8/14 at BIN... Was promoted to Triple-A Indianapolis - 4/9-28/22 and went 1-for-16 in 4G...

2021: Spent the entire 2021 season with High-A Greensboro under manager Kieran Mattison... Played in 97 games, hitting .210 with 15 doubles, two triples, a career-high 22 home runs and career-high 69 RBI... Ranked fourth in the High-A East in home runs and tied for sixth in RBI... Was one of 23 Pirates Minor Leaguers to hit at least 10 home runs, hit third most in the system behind Mason Martin (25) and Matt Frazier (23)... Finished with the 5th most RBI in the Pirates System... Recorded a career-high four hits and seven RBI against Jersey Shore on September 7... Had a career-high seven game hitting streak from May 4 - May 13... Earned Greensboro's Many Sanguillen Teammate-of-the-Year Award, given to the player who best exemplifies Sanguillen's passion for the game and building friendships among teammates...

2020: Did not play due to the COVID-19 pandemic

2019: Made his professional debut with Bristol on June 19th... Played in 53 games, hitting .274 with 18 doubles, two triples, eight home runs and 36 RBI... Finished tied for third in the Appalachian League in doubles (18), fourth in total bases (104), tied for second in extra-base hits (28), seventh in slugging (.491) and 10th in OPS (.830)...

COLLEGE: Hit .415 (78-188) with 14 doubles, three triples, 36 home runs and 99 RBIs in 52 games as a senior in 2019... Was named the NAIA Player-of-the-Year, Perfect Game NAIA Most Outstanding Player and a NAIA First-Team All-American in 2019... Led the NAIA in home runs, RBI, slugging (1.096) and total bases (206) in 2019... Was an All-Golden State Athletic Conference (GSAC) selection in 2018 and 2019 and was the GSAC 2019 Player-of-the-Year... Went 15-28 at the plate with 11 home runs, 29 RBIs and 15 walks during his final nine games as a Mustang... slashed .536/.674/1.750 during that span...



2023: Spent the entire season with Triple-A Indianapolis... Batted .223/.344/.406 with 17 2B, 3 3B, 14 HR, 52 RBI and stole 8 bases for the Indians in 113 appearances... Turned in a brilliant month of May swatting seven homers and driving in 17 runs with a .278/.416/.653/1.069 batting line in 22 games with Indianapolis... Swatted all 14 of his home runs from April through July, was held without a homer in his final 17 games of the season... Slugged .464 in the first 61 games of the season, .337 in his final 52 games...

2022: Spent the majority of the season with Altoona and finished the season with Triple-A Indianapolis... Finished the season 1st among PIT MiLB with 26 HR, 2nd-most in a single-season in franchise history, his 79 RBI ranked 2nd among PIT MiLB... Ranked 3rd in HR (26), 5th in RBI (79), 4th in SLG% (.499), T-6th in XBH (50)... Went 1-for-3 with a BB in his team debut on 4/9 vs. HBG... Singled in a 9th inning pinch-hit appearance vs. HBG on 4/10... Picked up his first multi-hit (2) and multi-RBI (3) game in G2 of the DH with NH on 4/21... Began the season with a career-best 10-game hit streak: .314/.359/.629 with 2 2B, 3 HR and 11 RBI... Drove home the winning run with an infield single in the 10th inning on 5/13

CAREER STATISTICS

YR	CLUB	AVG	G	AB	R	H	2B	3B	HR	RBI	BB	SO	SB	OBP	SLG
19	Bristol (Rk.)	.274	53	212	32	58	18	2	8	36	20	54	1	.339	.491
21	Greensboro (A+)	.210	97	372	51	78	15	2	22	69	36	133	3	.290	.438
22	Altoona (AA)	.239	110	397	66	95	23	1	26	79	40	128	11	.314	.499
	Indianapolis	.063	4	16	0	1	0	0	0	0	7	0	0	.063	.063
	2022 Totals (AA/AAA)	.232	114	413	66	96	23	1	26	79	40	135	11	.306	.482
23	Indianapolis (AAA)	.223	113	355	53	79	17	3	14	52	59	123	8	.344	.406
	MiLB Totals (4 seasons)	.230	377	1352	202	311	73	8	70	236	155	445	23	.317	.451

2024 CURVE



PERSONAL

HEIGHT/WEIGHT: 5-10/206
BIRTHPLACE: Portsmouth, OH
BORN: April 10, 1997
ACQUIRED: 34th Round (2019)

BATS/THROWS: Right/Right
RESIDES: Rio Grande, OH
AGE: 26 (Turns 27 on April 10)
SCHOOL: University of Rio Grande (OH)

CAREER HIGHS

HITS: 4 - 8/29/21 (BRD @ FTM)
RUNS: 3 - 8/29/21 (BRD @ FTM)
HOME RUNS: 1, 2x, last - 8/10/21 (PIRG vs. ORI)

RBI: 5 - 8/29/21 (BRD @ FTM)
STOLEN BASES: 1, 2x, last - 5/8/22 (ALT @ ERI)
HITTING STREAK: 3 gms, 3x, last - 6/4 - 6/10/23

CAREER HIGHLIGHTS

CAREER TRANSACTIONS: Drafted by the Pittsburgh Pirates in the 34th round (1,024th) overall in the 2019 First Year Player Draft out of the University of Rio Grande (OH)... Signed on June 17, 2019...

CURVE CUTS: Dylan Matthew Shockley... Is viewed as one of the organization's best defensive catchers... Has overcome a long history of injury in his career, underwent Tommy John Surgery at age 14, had 2 meniscus surgeries in college that wiped out his freshman season and limited him to just one game as a sophomore, underwent back surgery in the 2019-20 off-season to remove a cyst from his tailbone and suffered an injury to his gentleman's region after a foul tip broke his cup during a major league spring training game between Baltimore and Pittsburgh late in 2022 spring training... Also had his 2022 season cut short by a left thumb injury...

2023: Assigned to Altoona to begin the season... Promoted to Triple-A Indianapolis on April 26 and went 0-6 in 2 starts... Transferred to ALT on 5/5... Caught 4-of-5 base stealers on 5/12 vs. Akron, matching a franchise record for Altoona (Reed Sechrist on 6/17/99 vs. Norwich)... Caught 16-of-40 (40%) base stealers, 3rd-most in the Eastern League... Picked up a go-ahead 1B in the 9th inning on 6/6 @ RIC... Placed on 7-Day IL on 6/24 (left hand bone bruise), activated on 7/2... Placed on 7-Day IL on 7/28 and missed the rest of the season with a right knee injury... Batted .167 with 10 RBI in 36 games for the Curve... His 16 CS ranked 12th in the Eastern League...

2022: Assigned to Altoona to begin the season and was placed on the Development list, activated on 4/27... Caught two baserunners stealing in the 5th inning on 5/1 at Akron, also picked up his first hit of the season... Picked up his first career multi-hit game with 2 2B including a walk-off 2B in the 10th inning to secure a 3-2 win over BOW on 6/5... It was also his first walk-off hit at any level of baseball... Placed on 7-Day IL on 7/26 (retro to 7/25)

with a thumb injury that ended his season... Played 24 games for Altoona and batted: .147/.284/.191 with 3 2B, 2 RBI, 1-1 SB... After the season played 36 games with the Sydney Blue Sox of the Australian Winter League where he batted .220/.331/.358 with 6 2B, 3 HR and 14 RBI... Was teammates with Pirates minor leaguers Jase Bowen, Sammy Siani and Erny Ordenez...

2021: Played 37 games between the FCL Pirates, Low-A Bradenton and High-A Greensboro, batted .179 with 6 2B, 2 HR and 18 RBI... Spent the majority of the season as the back-up catcher in Greensboro where he made 21 appearances... Hit a tie-breaking solo homer in the 8th inning on July 4 at Bowling Green to lead the Grasshoppers to a 6-5 win... Was on the Championship roster for Low-A Bradenton when they swept Tampa for the Low-A East Championship...

2019: Made his professional debut with the GCL Pirates and drove in 10 runs across 26 appearances...

COLLEGE: Led NAIA University of Rio Grande to a 39-21 record, a conference tournament championship and an NAIA National Tournament berth in 2019... Became just the third player in program history to be drafted and its first in 24 years (Jeff Weyland, 30th round PIT in 1984 and David Robinson, 39th Round PHL in 1995)... Over the course of his three seasons with RedStorm, Shockley batted .363 with 58 doubles, seven triples, 13 home runs and 120 RBIs, he finished with a .564 slugging percentage and a .479 on-base percentage... As a pitcher, Shockley posted a career mark of 7-1 with nine saves and a 2.35 ERA. In 21 appearances covering 30.2 IP, he allowed 28 hits and 11 walks while striking out 44...



CAREER STATISTICS

YR	CLUB	AVG	G	AB	R	H	2B	3B	HR	RBI	BB	SO	SB	OBP	SLG
19	GCL Pirates (Rk.)	.183	26	82	5	15	2	0	0	10	6	28	1	.253	.207
21	FCL Pirates (Rk.)	.222	8	18	8	4	1	0	1	6	7	6	0	.444	.444
	Bradenton (A)	.308	8	26	7	8	2	0	0	6	5	9	0	.455	.385
	Greensboro (A+)	.113	21	62	7	7	3	0	1	6	6	21	0	.222	.210
	2021 Totals (Rk./A/A+)	.179	37	106	22	19	6	0	2	18	18	36	0	.326	.292
22	Altoona (AA)	.147	24	68	4	10	3	0	0	2	7	34	1	.284	.191
23	Altoona (AA)	.167	36	96	12	16	0	0	0	10	14	37	0	.292	.167
	Indianapolis (AAA)	.000	2	6	0	0	0	0	0	0	0	3	0	.000	.000
	2023 Totals (AA/AAA)	.157	38	102	12	16	0	0	0	10	14	40	0	.277	.157
	MiLB Totals (4 seasons)	.168	125	358	43	60	11	0	2	40	45	138	2	.288	.215

2024 CURVE



PERSONAL

HEIGHT/WEIGHT: 5-11/185
BIRTHPLACE: Glenside, PA
BORN: December 14, 2000
ACQUIRED: Competitive Round A - 2019

BATS/THROWS: Left/Left
RESIDES: Glenside, PA
AGE: 23 (Turns 24 on December 14)
SCHOOL: William Penn (PA) Charter School

CAREER HIGHS

HITS: 3, 9x, last - 9/7/23 (GBO @ BG)
RUNS: 4 - 9/7/23 (GBO @ BG)
HOME RUNS: 1 - Several times

RBI: 5 - 5/9/21 (BRD vs. FTM)
STOLEN BASES: 3 - 6/14/22 (GBO vs. HV)
HITTING STREAK: 10 games, 6/4 - 6/18/22

PROSPECT RANKINGS

2020 *Baseball America* No. 10/MLB.com No. 8 Pirates Prospect
 2021 MLB.com No. 19 Pirates Prospect

CAREER HIGHLIGHTS

CAREER TRANSACTIONS: Drafted by the Pittsburgh Pirates in the Competitive Balance Round A (37th Overall) of the 2019 First-Year Player Draft out of William Penn (PA) Charter School... Signed on June 14, 2019...

CURVE CUTS: Samuel James "Sammy" Siani... Was committed to playing his college ball at Duke before signing with the Pirates for \$2,150,000... Was ranked by both *Baseball America* (No. 44) and MLB.com (No. 43) as one of the top draft prospects in the 2019 draft... Was ranked as the No. 1 prospect in the state of Pennsylvania by *Baseball America*... His older brother Mike was drafted in the 4th round in 2018 by Cincinnati and made his major league debut with the Reds on September 22, 2022 and played in 9 games going 4-for-24 down the stretch of the season... His younger brother, Jake, is an outfielder for Johns Hopkins (Division III)...

2023: Made several appearances as a non-roster invitee to Pirates Spring Training... Spent the entire season with High-A Greensboro... Recorded career-highs in games (99), runs (56), 2B, (16), HR (9), RBI (48) and strikeouts (126)... Also picked up 16 stolen bases in 24 tries... Got off to a solid start batting .289/.396/.356 with 3 2B and 5 RBI in 14 April games... Knocked five of his nine home runs on the season in the month of May including in back-to-back games on May 7 at Winston-Salem and on May 10 against Jersey Shore... Bounced back from a difficult month of May and recorded a .355 on-base percentage in the last 45 games of his season...

2022: Spent the entire season with High-A Greensboro where he set career-highs in 2B (10) and SB (25)... Overcame a slow start to the season with a solid month of June where he batted .284/.415/.418 with 3 2B, 2 HR and 7 RBI... Also drew 14 walks in 20 games in the calendar month... Was held without a hit in 7 games, but drew a walk in 5 games, before he was placed on the Development List on July 25 and worked out at Pirate City... Was activated from the Development List on August 23 and played in 15 games to wrap up the regular season with the Grasshoppers... After the season played 39 games with the Sydney Blue Sox in the Australian Winter League where he batted .291/.353/.546 with 10 2B, 1 3B, 8 HR and 29 RBI... Was teammates with fellow Pirates minor leaguers Jase Bowen, Dylan Shockley and Erny

Ordonez, 6 Pirates minor leaguers suited up for Sydney during the season...

2021: Entered the season ranked by MLB.com as Pittsburgh's No. 11 prospect and finished the season ranked as No. 19... Spent the entire season with Low-A Bradenton where he aided the Marauders to a Low-A Southeast League Championship... Earned a walk of struck out in 45% of his plate appearances during the season... Spent time at all three outfield spots, making 27 appearances in LF, 21 in RF and 13 in CF with 5 starts as the Designated Hitter... Bounced back from a slow month of May to begin the season (.182 BA, 26 strikeouts in 19 games) with a solid month of June where he hit .270/.451/.541 with 3 2B, 1 3B, 5 HR and 17 RBI... Also drew 25 walks in 23 July appearances... Knocked his first career home run on June 11 against Daytona... Cooled off in 13 July games, batting just .146, before he was placed on the IL on July 15 and returned on September 7... Went 5-for-19 with 8 walks in 7 games upon his return... Combined to go 0-for-3 with a walk in 4 plate appearances in the Low-A Southeast Championship Series...

2020: Entered the season ranked by *Baseball America* as Pittsburgh's 8th-best prospect... Did not play as a result of the COVID-19 Pandemic...

2019: Was ranked the No. 4 overall prospect in the Gulf Coast League by *Baseball America*... Showcased a good eye at the plate in his professional debut, recording a .372 on-base percentage... Finished the season tied for 7th in the league in walks (26)... Spent time in left field and center field... Picked up 6 extra base hits in 133 at-bats...

CAREER STATISTICS

YR	CLUB	AVG	G	AB	R	H	2B	3B	HR	RBI	BB	SO	SB	OBP	SLG
19	GCL Pirates (Rk.)	.241	39	133	21	32	3	3	0	9	26	41	5	.372	.308
21	Bradenton (A)	.215	62	200	48	43	7	2	8	35	52	63	9	.376	.390
22	Greensboro (A+)	.201	82	284	45	57	9	0	7	28	46	121	25	.318	.306
23	Greensboro (A+)	.231	99	338	56	78	16	1	9	48	51	126	16	.337	.364
MILB Totals (4 seasons)		.220	282	955	170	210	35	6	24	120	175	351	55	.345	.345

2024 CURVE



PERSONAL

HEIGHT/WEIGHT: 6-6/235
BIRTHPLACE: Fullerton, California
BORN: May 29, 2002
ACQUIRED: 1st Round (2023)

BATS/THROWS: Right/Right
RESIDES: Bradenton, FL
AGE: 21 (Turns 22 on May 29)
SCHOOL: Louisiana State University

CAREER HIGHS

IP (START): 2.0, 2x, last - 9/1/23 (ALT @ ERI)
IP (RELIEF): N/A
RUNS ALLOWED: 4 - 8/26/23 (ALT vs. AKR)

STRIKEOUTS: 3 - 9/1/23 (ALT @ ERI)
WALKS: 2 - 8/26/23 (ALT vs. AKR)
MOST HITS: 3 - 8/26/23 (ALT vs. AKR)

AWARDS & HONORS

2023 D1 Baseball Player-of-the-Year
 2023 SEC Pitcher-of-the-Year
 2023 College World Series Most Outstanding Player
 2023 Dick Howser Award
 2022 John Olerud Award

PROSPECT RANKINGS

2023 MLB.com No. 1 / Baseball America No. 1 Pirates Prospect
 2024 MLB.com No. 1 / Baseball America No. 1 Pirates Prospect
 2024 MLB.com No. 3 / Baseball America No. 9 Overall Prospect

CAREER HIGHLIGHTS

CAREER TRANSACTIONS: Drafted by the Pittsburgh Pirates in the 1st round (1st overall) of the 2023 First-Year Player Draft out of LSU... Signed on July 18, 2023 for a bonus of \$9.2 million, the largest bonus ever given, breaking Spencer Torkelson's \$8.4 million dollar bonus in 2020...

CURVE CUTS: Paul Skenes... Attended El Toro High School in Lake Forest, CA where he was a three-year letterwinner and team captain as a senior... Grew up rooting for the LA Angels... Son of Karen and Craig Skenes; Craig works for a pharmaceuticals company, and Karen is a stay-at-home mom... has an older sister, Lauren, and a younger sister, Kristen... His uncles Mike and Pete served in the U.S. Navy and his uncle, Dan, served in the U.S. Coast Guard... Majored in military strategic studies while at Air Force... Chose to attend Air Force for "The opportunities it presents both while I am here and after I graduate. Also, the people I meet here are the best people to be around and will make me better." (h/t Air Force Sports Information)... Air Force Head Coach Mike Kazlauskys told NOLA.com in Spring 2023 "He will serve his country in some manner moving forward. It's just going to be a matter of when. Paul and I have spoken about that piece. We'll get him back in the military once his professional playing days are over. It's a big deal for Paul to be able to serve his country."... Had he remained at Air Force he would have had to fulfill his military service obligation following graduation, his only way to avoid that was to transfer before his junior season... Pledged to make a \$10 donation for every strikeout he recorded in 2023 at LSU to Folds of Honor, a nonprofit organization that provides educational scholarships to the spouses and children of military and first responders who have died or been disabled... Struck out an SEC single-season record 209 batters resulting in a \$2,090 donation... Became the first LSU player to be selected No. 1 overall since Ben McDonald was picked by Baltimore in 1989 (McDonald previously held the SEC single-season strikeout record)... He and OF Dylan Crews (No. 2 Overall - Washington) are the first college teammates to ever be selected in the top two picks of the draft... Was ranked as the No. 1 prospect in the 2023 Draft by MLB Pipeline, No. 2 by *Baseball America*... Was rated as having the "Best Fastball", "Best Breaking Ball", third in "Best Control" and fifth in "Best Changeup" in the 2023 college class by *Baseball America*... Was also rated as the "Best Athlete" among the 2023 college class by *Baseball America*... The Curve welcomed the largest crowd in franchise history with 10,164 fans at Peoples Natural Gas Field for Skenes's Double-A debut on August 26, 2023... The attendance total surpassed the Pirates-Curve Exhibition game on March 30, 2013 (10,116) and was the largest crowd in the Eastern League since July

27, 2013 when the Portland Sea Dogs hosted the Harrisburg Senators in front of 16,674 fans at Fenway Park... Skenes was the 5th No. 1 overall selection to suit up for the Curve following RHP Kris Benson (1996 / 2002 rehab), RHP Bryan Bullington (2002, 2004 with Curve), RHP Gerrit Cole (2011 / 2012 with Curve) and C Henry Davis (2021 / 2022-23 with Curve)...

2024: Was a non-roster invite to Pittsburgh Pirates Spring Training... Was the starting pitcher for the Pirates in the Spring Breakout game, where he tossed a scoreless inning with two strikeouts...

2023: Threw a combined 6.2 innings across five starts after signing with the Pirates... Made his professional debut on August 10 with the FCL Pirates and tossed a scoreless inning... Promoted to Bradenton on August 15 and made two starts, totaling 3.0 scoreless innings... Made his Double-A debut on August 26 against Akron in front of a PNG Field record 10,164 fans, left after hitting pitch limit (33)... Reached inning limit for season and was placed on Development List on September 7...

COLLEGE: Spent the first two seasons of his collegiate career at the Air Force Academy where he earned the 2022 John Olerud Award as the nation's best two-way player in a season in which he went 10-3 with a 2.73 ERA and struck out 96 batters in 85.2 IP and batted .314/.412/.634 with 10 2B, 13 HR and 38 RBI at the plate... Was a member of Cadet Squadron 9... Also saw time as a catcher at Air Force... After working at 93-95 mph and touching 99 with his fastball as a sophomore, Skenes averaged 98 mph and hit 102 with his fastball at LSU... Batted .367/.453/.669 with 31 2B, 24 HR and 81 RBI in 100 career games at the plate at Air Force... Went 11-4 with a 2.72 ERA in 33 games (15 starts) in two seasons on the mound at Air Force... Was named the National Co-Freshman of the Year by Collegiate Baseball in 2021 an award he shared with future LSU teammate OF Dylan Crews... Transferred to LSU for the 2023 season and focused solely on pitching... Earned the 2023 Dick Howser Trophy given to the nation's best NCAA Division I player for the 2023 season after he finished 13-2 in 2023 with a 1.69 ERA in 122.2 innings... Also voted the 2023 National Player of the Year by Collegiate Baseball and D1 Baseball... Named the 2023 SEC Pitcher of the Year, first LSU winner since Aaron Nola in 2013 and 2014... Was named the Most Outstanding Player at the 2023 College World Series after going 1-0 with a 1.15 ERA with 21 strikeouts in two starts in Omaha... Struck out 48% of batters he faced in SEC play...



CAREER STATISTICS

YR	CLUB	W-L	ERA	G	GS	CG	SHO	SV	IP	H	R	ER	HR	BB	SO
23	FCL Pirates (Rk.)	0-0	0.00	1	1	0	0	0	1.0	0	0	0	0	0	1
	Bradenton (A)	0-0	0.00	2	2	0	0	0	3.0	1	0	0	0	0	4
	Altoona (AA)	0-0	13.50	2	2	0	0	0	2.2	4	4	4	0	2	5
	2023 Totals (Rk./A/AA)	0-0	5.40	5	5	0	0	0	6.2	5	4	4	0	2	10
	MiLB Totals (1 season)	0-0	5.40	5	5	0	0	0	6.2	5	4	4	0	2	10

2024 CURVE



PERSONAL

HEIGHT/WEIGHT: 6-4/203
BIRTHPLACE: Voorhees, New Jersey
BORN: December 2, 2002
ACQUIRED: 2nd Round (2021)

BATS/THROWS: Left/Left
RESIDES: Sicklerville, New Jersey
AGE: 21 (Turns 22 on December 2)
SCHOOL: Bishop Eustace (NJ) Prep School

CAREER HIGHS

IP (START): 7.0 - 5/18/23 (GBO @ ASH)
IP (RELIEF): 4.0, 2x, last - 7/15/22 (BRD vs. JUP)
RUNS ALLOWED: 4, 3x, last - 6/17/23 (ALT @ SOM)

STRIKEOUTS: 8, 2x, last - 5/6/23 (GBO @ WS)
WALKS: 6 - 5/12/23 (GBO vs. JS)
MOST HITS: 7, 2x, last - 8/31/23 (ALT @ ERI)

AWARDS & HONORS

- 2022 MiLB Pirates Organizational All-Star
- 2023 MiLB Pirates Organizational All-Star
- 2023 MiLB Awards All-MiLB Prospect Second Team
- 2023 Baseball America High-A All-Star

PROSPECT RANKINGS

- 2022 MLB.com No. 8 / Baseball America No. 11 Pirates Prospect
- 2023 MLB.com No. 4 / Baseball America No. 13 Pirates Prospect
- 2024 MLB.com No. 4 / Baseball America No. 5 Pirates Prospect
- 2024 MLB.com No. 82 Overall Prospect

CAREER HIGHLIGHTS

CAREER TRANSACTIONS: Drafted by the Pittsburgh Pirates in the 2nd round (37th Overall) in the 2021 First-Year Player Draft out of Bishop Eustace Prep School in Pennsauken, NJ... Signed on July 20, 2021 for a bonus of \$2.8 million...

CURVE CUTS: Anthony Epifanio Solometo... Last name pronounced "saul-o-MEET-o"... Does everything in life right-handed except for sports... Because of his unorthodox delivery has earned comparisons to LHP Madison Bumgarner and LHP Mackenzie Gore... Attended Gloucester Catholic HS as a freshman and sophomore before transferring to powerhouse Bishop Eustace Prep for his final two seasons... Recent Bishop Eustace alumni include RHP Zac Gallen, RHP Tyler Phillips and RHP Devin Smeltzer... Committed to the University of North Carolina after his freshman year of high school... Was rated as the 17th-best player in the 2021 MLB Draft by MLB Pipeline (28th by Baseball America)... Was rated by Baseball America as having the fourth-best "Breaking Ball" and having the fifth-best "Control" among high school players in the 2021 draft... First identified as a fan of the Pittsburgh Steelers after the team beat the Seattle Seahawks in Super Bowl XL (wore No. 32 in high school as a fan of Steelers Hall-of-Famer Franco Harris), now roots for the Philadelphia Eagles... Started working out at Tread Athletics, a pitching development complex in Charlotte, NC that has worked with Pirates RHP Mitch Keller in the '22-'23 off-season where he dropped his playing weight from 220 to 195... Lists his favorite player growing up as LHP Cole Hamels... Has a dog named Buggy... Told Young Bucs in August of 2023 that Dick Vitale is the most famous contact in his phone... Tried Salami for the first time while eating a slice of Altoona style pizza at PNG Field in 2023...

2024: Was a non-roster invite to Pittsburgh Pirates Spring Training... Was named to the Pirates Spring Breakout roster but did not play due to illness...

2023: Finished the season 7th among PIT MiLB with 118 strikeouts... Also finished 8th in IP (110.1), 3rd in WHIP (min. 50.0 IP) with a 1.19 mark, 5th in ERA (3.26) and 11th in BB% (8.6%)... Made his High-A debut on April 7 as the Opening Day starter for the Greensboro Grasshoppers, tossing 4.0 innings with 5 strikeouts... Struck out a career-high eight batters on April 19 vs. Greenville... Matched career-high with eight strikeouts on May 6 at Winston-Salem... Walked a career-high six batters on May 12 vs. Jersey Shore... Tossed a career-long 7.0 innings on May 18 at Asheville... Earned

first High-A win on May 24, tossing 6.0 shutout innings with five strikeouts vs. Bowling Green... Allowed just one unearned run across 22.0 innings in his last four starts at High-A... Made his Double-A debut on 6/17 @ Somerset, struck out 7 and took the loss... Was the Eastern League's youngest pitcher at 20 years, 6 months, and 15 days when he made his debut... Became the 13th player in franchise history to suit up for the Curve under the age of 21 and slotted in as the 5th-youngest player in the team's history when he joined the club on June 17... Tossed 14.0 consecutive scoreless innings from the final inning of his team debut through 3 innings on 7/6 vs. Erie... Pitched 1.2 innings on 7/15 at NH (3 H, 3 R, 2 BB, 2 K, 1 HR on 39 pitches, 21 strikes) before rain suspended and eventually cancelled the game... Placed on Development List on 8/8 to manage his inning count for the year, activated on 8/13... Reached innings limit after start vs. Harrisburg on 9/6 and finished the season on Altoona's Development List... Threw the third-most innings by a pitcher age-20 or younger at the Double-A level this season (50.1) and walked just 6.5% of batters he's faced. He was one of 14 pitchers to reach Double-A at age 20 or younger this season...

2022: Spent the entire season with Single-A Bradenton... Made 13 appearances with eight starts... Tossed 4.0 innings in relief of Bradenton's combined no-hitter on 6/9, a game started by rehabbing Curve RHP Quinn Priester and caught by C Henry Davis... Posted a 1.42 ERA (19.0ip/3er) in five relief appearances and a 3.45 ERA (28.2ip/11er) in eight starts... Recorded a 1.42 ERA (25.1ip/4er), 0.87 WHIP and .148 batting average against in his last six appearances (four starts)... Was named an MiLB Organization All-Star after the season

2021: Did not pitch in 2021 after signing on July 20...

HIGH SCHOOL: Went 4-0 with one save, a 0.21 ERA, 64 strikeouts and five walks in 32.2 innings as a senior at Bishop Eustace Preparatory School, located an hour and 10 minutes southwest of Bridgetown, NJ where the Somerset Patriots play... Struck out 11 batters in a 5.0 inning no-hitter on 5/1/21 against Don Bosco Preparatory High School... Struck out 11 batters while tossing a 7.0 inning complete game on 4/23/21 against Ocean City while losing his bid for a no-hitter with two outs in the seventh inning... Struck out 14 batters while tossing 7.0 innings of no-hit ball in a 1-0, 10-inning win against Cherry Hill West High School on 5/7/21



CAREER STATISTICS

YR	CLUB	W-L	ERA	G	GS	CG	SHO	SV	IP	H	R	ER	HR	BB	SO
22	Bradenton (A)	5-1	2.64	13	8	0	0	0	47.2	31	16	14	0	19	51
23	Greensboro (A+)	2-3	2.30	12	12	0	0	0	58.2	43	17	15	2	25	68
	Altoona (AA)	2-4	4.35	12	12	0	0	0	51.2	49	27	25	6	14	50
	<i>2023 Totals (A+/AA)</i>	<i>4-7</i>	<i>3.26</i>	<i>24</i>	<i>24</i>	<i>0</i>	<i>0</i>	<i>0</i>	<i>110.1</i>	<i>92</i>	<i>44</i>	<i>40</i>	<i>8</i>	<i>39</i>	<i>118</i>
	MiLB Totals (2 seasons)	9-8	3.08	37	32	0	0	0	158.0	123	60	54	8	58	169



PERSONAL

HEIGHT/WEIGHT: 6-1/176
BIRTHPLACE: Woodland Hills, CA
BORN: October 2, 2000
ACQUIRED: 8th Round (2021)

BATS/THROWS: Switch/Right
RESIDES: Woodland Hills, CA
AGE: 23 (Turns 24 on October 2)
SCHOOL: University of California

CAREER HIGHS

IP (START): 7.0 - 2x, 8/9/23 (ALT vs ERIE)
IP (RELIEF): 5.0 - 7/6/22 (GBO vs. GVL)
RUNS ALLOWED: 7 - 2x, last 6/22/23 (ALT vs BOW)

STRIKEOUTS: 11 - 5/31/22 (GBO vs. WIL)
WALKS: 3, 4x, last - 7/6/22 (GBO vs. GVL)
MOST HITS: 10 - 5/19/22 (GBO vs. BG)

CAREER HIGHLIGHTS

CAREER TRANSACTIONS: Drafted by the Pittsburgh Pirates in the 8th round (223rd Overall) in the 2021 First-Year Player Draft out of the University of California... Signed on July 16, 2021 for a bonus of \$175,000...

CURVE CUTS: Sean William Sullivan... Graduated at Chaminade College Preparatory (West Hills, Calif.) where he was a Four-year letter winner... Named to the CIF Southern Section All-Mission League Team... Two-time (2017, 2018) Rawlings/Perfect Game Preseason All-American High Honorable Mention... Also a 2018 All-California Region Second Team honoree... Tossed 52 innings & went 9-3 with a 1.52 ERA, .204 batting average against & 69 strikeouts as a senior... Also played for Garciaparra Baseball Group... Pitched in the quarterfinals and finals of the USA Baseball National High School Invitational in Cary, N.C. in 2016... Has one brother, Thomas Sullivan... Hobbies include collecting baseball gloves

2023: Named to Altoona's Opening Day roster... Finished the season ranked 6th in the Eastern League in ERA (3.88), also ranked 8th in batting average against (.245), 12th in innings pitched, (113.2) and 6th in WHIP (1.27)... Allowed 2 runs or fewer in 13-of-21 starts... Made his Double-A debut on 4/15 at Erie, tossing 2.1 scoreless innings before hitting his pitch limit... Tossed 14.1 consecutive scoreless innings to begin his Double-A career, longest by a Curve pitcher since Roansy Contreras threw 18.2 IP to start the 2021 season... Matched his career-long outing with 6.0 innings of 2-run ball against Akron on May 11... Did so again in his next outing on 5/17 at Bowie, retiring 15-of-16 batters to begin his start... Tossed a career-high 7.0 innings on 5/23 vs. Hartford, took a no-decision after leaving with a 3-0 deficit and Altoona rallied for 6 runs in the 8th in a 6-3 win... Shaved his head on 5/31 in solidarity with cancer survivors at Altoona's Game of Hope... Placed on 7-Day IL on 6/9 (retro 6/8) with a calf injury, activated on 6/16... Matched his career-high with 7 runs allowed (4 earned) on 6/22 vs. Bowie... Made his first appearance post-All Star break in a one-inning relief outing on July 18 vs. Reading... Tossed his first career complete game as a professional in a 7-inning affair with Erie on 8/9 in the first of a doubleheader, first CG by a Curve pitcher since Trey McGough in 2021 (5.0 IP) and first 7-inning CG since Domingo Robles in 2019... Struck out a season-high 9 batters on 9/7 vs. Harrisburg, allowed only 4 1B's in the victory... Bounced back from a bumpy month of July (8.37 ERA), going 6-0 with a 2.82 ERA (14 ER / 44.2 IP) in his last 8G (6 ST) 37 batters and walked just 14 while holding opponents to a .227 average against... Altoona earned a win in each of his final 8 appearances of the season after August 1...

2022: Spent the entire season with High-A Greensboro... Made 20 appearances with 15 starts, going 2-5 with a 4.68 ERA in 75.0 innings... Made his professional debut on 4/13 at Winston-Salem, allowing one unearned run on three hits in 3.0 innings... Struck out career-high 11 batters on 5/31 vs. Wilmington, allowing four runs on four hits in 5.0 innings... Picked up five or more strikeouts in 5 appearances during the season... Tossed season-long 6.0 shutout innings on 6/18 vs. Hudson Valley... Matched the feat on 6/30 at Hickory with 6.0 shutout frames...

2021: Drafted by the Pirates and signed on July 16... Did not pitch...

COLLEGE: Started for three seasons at the University of California... Went 4-5 with a 3.68 ERA (78.1ip/32er) and 75 strikeouts in 15 starts as a junior in 2021... Was a 2021 All-Pac 12 honorable mention... Homered in his only at-bat of his collegiate career on 3/17/19 vs. USC... Was a two-time (2017 and 2018) Rawlings/Perfect Game pre-season All-American honorable mention... Posted a 2.08 ERA with 48 strikeouts in 43.1 innings of work for the Cotuit Kettleers in the Cape Cod League in the summer of 2019; also posted a 2-0 record in the Cape Cod League playoffs... Was rated as the 138th-best player by Baseball America and 212th by MLB Pipeline in the 2021 draft



2024 CURVE

CAREER STATISTICS

YR	CLUB	W-L	ERA	G	GS	CG	SHO	SV	IP	H	R	ER	HR	BB	SO
22	Greensboro (A+)	2-5	4.68	20	15	0	0	1	75.0	75	46	39	16	27	84
23	Altoona (AA)	8-4	3.88	24	21	1	0	0	113.2	106	53	49	13	38	97
MiLB Totals (2 seasons)		10-9	4.20	44	36	1	0	1	188.2	181	99	88	29	65	181



PERSONAL

HEIGHT/WEIGHT: 6-1/193
BIRTHPLACE: Seattle, Washington
BORN: July 6, 1998
ACQUIRED: 16th Round (2019)

BATS/THROWS: Right/Right
RESIDES: Seattle, Washington
AGE: 25 (Turns 26 on July 6)
SCHOOL: University of Minnesota

CAREER HIGHS

HITS: 4 - 7/24/22 (GBO vs. HIC)
RUNS: 4 - 8/29/21 (GBO @ ASH)
HOME RUNS: 1, 21x, last - 9/9/23 (ALT vs. HBG)

RBI: 5, 2x, last - 5/24/23 (GBO vs. BG)
STOLEN BASES: 1, 5x, last - 8/1/23 (ALT vs. RIC)
HITTING STREAK: 9 gms, 2x, last - 8/19 - 9/14/23

CAREER HIGHLIGHTS

2024 CURVE

CAREER TRANSACTIONS: Drafted by the Pittsburgh Pirates in the 16th round (484th) overall in the 2019 First Year Player Draft out of the University of Minnesota... Signed on June 12, 2019 for a bonus of \$125,000...

CURVE CUTS: Elijah Nathan Wilson... Resides in Seattle, WA... Ran cross country in high school and played short-stop on the diamond at Garfield HS... Moved to catcher at Univ. of Minnesota... His father, Dan Wilson, was selected seventh overall by the Reds in the 1990 MLB Draft and played 14 seasons with Cincinnati and Seattle as a catcher... Was recruited out of Garfield HS by the same two Minnesota coaches — HC John Anderson and longtime assistant, the since-retired Rob Fornasiere — who had recruited Dan out of Barrington, Ill., more than three decades earlier... Batted .294 (63-for-214) with 15 doubles, two triples, five home runs and 29 RBI in 55 games as a junior in 2019... Was an All-Big Ten first-team selection in 2019 and led Minnesota to their first-ever Super Regional berth, falling to eventual champion Oregon State who had future No.1 overall selection Adley Rutschman behind the plate... Received the Richard "Chief" Siebert Memorial MVP Award voted on by his teammates... Was drafted in the 37th round in 2016 by the Seattle Mariners out of High School but did not sign...

2023: Opened the season in High-A Greensboro, playing in 37 games and batting .230/.353/.416 with 7 2B, 1 3B, 4 HR, and 20 RBI... Caught in 33 of 37 games played in Greensboro, throwing out 17 of 56 runners stealing (30%) and committing three errors with two passed balls... Played in two games at 3B... Promoted to Altoona on 7/28 when both Dylan Shockley and Abraham Gutierrez were placed on IL... Knocked his first HR on 8/19 at

BOW... Batted .351/.421/.778 with 1 2B, 3 HR and 7 RBI in his final 10 games of the season... Played in 18 G with Altoona and batted .262 (16-for-61)...

2022: Spent entire season with High-A Greensboro, where he was managed by Callix Crabbe and split time with Henry Davis, Endy Rodriguez, and Abraham Gutierrez behind the plate... Batted .233/.315/.373 in 59 games with 5 2B, 2 3B, a career-high 6 HR and 24 RBI... Caught in 23 games, where he threw out 11 of 35 runners stealing (31%)... Made professional debut at 3B on April 10, playing 22 games at the hot corner due to team's catching depth...

2021: Split the season between Low-A Bradenton and High-A Greensboro, played one game at Triple-A Indianapolis at the end of the year... Opened the season in Bradenton as backup to Endy Rodriguez, playing in 39 games... Batted a career-best .328/.480/.474 in 39 games with 8 2B, 3 HR, 22 RBI, and 31 BB with Bradenton... Promoted to High-A Greensboro on August 1 and split time with Blake Sabol... Batted .203/.299/.373 in 16 games with 3 2B, 2 3B, 1 HR, and 8 RBI with the Grasshoppers... Caught the final game of the season for Triple-A Indianapolis...

2019: Played in 44 games for Bristol after signing on June 12... Hit .234 with 34 hits, 7 doubles, 4 home runs, and 20 RBI...



CAREER STATISTICS

YR	CLUB	AVG	G	AB	R	H	2B	3B	HR	RBI	BB	SO	SB	OBP	SLG
19	Bristol (Rk.)	.234	44	145	31	34	7	0	4	20	23	30	1	.356	.366
21	Bradenton (A)	.328	39	116	23	38	8	0	3	22	31	38	0	.480	.474
	Greensboro (A+)	.203	16	59	12	12	3	2	1	8	5	21	0	.299	.373
	Indianapolis (AAA)	.333	1	3	0	1	1	0	0	1	1	1	0	.500	.667
	2021 Totals (A/A+/AAA)	.287	56	178	35	51	12	2	4	31	37	60	0	.426	.444
22	Greensboro (A+)	.233	59	193	31	45	5	2	6	24	18	56	1	.315	.373
23	Greensboro (A+)	.230	37	113	17	26	7	1	4	20	19	20	2	.353	.416
	Altoona (AA)	.262	18	61	8	16	2	0	3	7	3	12	1	.297	.443
	2023 Totals (A+/AA)	.241	55	174	25	42	9	1	7	27	22	32	3	.335	.425
	MiLB Totals (4 seasons)	.249	214	690	122	172	33	5	21	102	100	178	5	.359	.403



PERSONAL

HEIGHT/WEIGHT: 6-7/205
BIRTHPLACE: Gohanna, Ohio
BORN: October 2, 2000
ACQUIRED: 8th Round (2021)

BATS/THROWS: Left/Left
RESIDES: Columbus, OH
AGE: 23 (Turns 24 on October 2)
SCHOOL: West Virginia University

CAREER HIGHS

IP (START): 7.0, 2x, last 7/7/23 (SA @ CC)
IP (RELIEF): N/A
RUNS ALLOWED: 8, 7/29/23 (SA vs CC)

STRIKEOUTS: 11 - 7/7/23 (SA @ CC)
WALKS: 4, 2x, last 6/29/22 (FW @ WM)
MOST HITS: 10, 7/29/23 (SA vs CC)

CAREER HIGHLIGHTS

CAREER TRANSACTIONS: Drafted by the San Diego Padres in the 4th round (129th overall) of the 2021 First-Year Player Draft out of West Virginia... Signed on July 19, 2021 for a bonus of \$300,000... Traded to the Pittsburgh Pirates along with 1B Alfonso Rivas and OF Estuar Suero on August 1, 2023 in exchange for INF Ji-Man Choi and LHP Rich Hill...

CURVE CUTS: Jackson David Wolf... Ranked No. 5 among left-handers and No. 20 overall in the state of Ohio by Perfect Game in High School... Played at Lincoln High in Gahanna, OH... Was also on golf team and played some basketball, but as a post player, was behind two future pros in Nick Ward (Michigan State) and Matthew Moyer (Syracuse, Vanderbilt, George Washington) so he didn't stick with it... Alumni include Evan White (2020 Gold Glove at 1B with Mariners), plus Broncos linebacker Jonathon Cooper (Ohio State) and Commanders long snapper Camaron Cheeseman (Michigan)... Was collegiate teammates with Pirates 2023 fourth-round pick (104th overall) Carlson Reed during the 2021 season at WVU... Father Joe played baseball at Columbus State... Known to have a high "perceived velocity" much in part to his frame, large stride to home plate, and funky delivery... Averages around 7.5 feet of extension on his release to home plate... Became a "Southern California guy" after freshman year of college, pitching for Santa Barbara in the California Collegiate Summer League and falling in love with the region... Has spent off-seasons living in Huntington Beach and San Clemente... Grew up attending Columbus Clippers (Triple-A, Guardians)... Rooted for the Cincinnati Reds as a kid when Ken Griffey Jr. suited up for them... Admired Aroldis Chapman and Randy Johnson as a kid... Avid golfer and also likes to fish. If not playing baseball, has an interest in music production... Known to kick around a soccer ball on the field during down time...

2023: Opened the season with Double-A San Antonio... Matched career-long outing on 5/14 with 7.0 IP... Struck out a career-high 11 batters on 7/7 at Corpus Christi 7.0 innings... Made his Major League debut with the Padres on 7/22 at Detroit, just about 200 miles from his hometown of Gahanna, Ohio... Earned first Major League win, allowing three runs on six hits, retiring 9 of last 11 batters faced... Returned to San Antonio, where he allowed a career-high eight runs on a career-high 10 hits in 3.1 innings on 7/29... Traded to the Pirates on 8/1... At the time of his trade, led all Padres Minor Leaguers with 105 strikeouts, good for fourth among pitchers in the Texas League... Rankings in Texas League at time of promotion: 2nd in Wins (8) and WHIP (1.09), fourth in batting average against (.228) and fifth in ERA (4.08)... Made his Altoona debut on 8/6 vs. Richmond with 4.2 innings of 2-run ball (1 earned)... Among all Double-A pitchers his 135 strikeouts ranked 13th, also ranked, T-6th in GS (26), T-9th in IP (124.1), 8th in BAA (.229) and 3rd in WHIP (1.11)...

2022: Spent the entire season with High-A Greensboro... Made 20 appearances with 15 starts, going 2-5 with a 4.68 ERA in 75.0 innings... Made his professional debut on 4/13 at Winston-Salem, allowing one unearned run on three hits in 3.0 innings... Struck out career-high 11 batters on 5/31 vs. Wilmington, allowing four runs on four hits in 5.0 innings... Picked up five or more strikeouts in 5 appearances during the season... Tossed season-long 6.0 shutout innings on 6/18 vs. Hudson Valley... Matched the feat on 6/30 at Hickory with 6.0 shutout frames...

2022: Opened season with Fort Wayne (A+) and went 7-8 with a 4.01

ERA and 134 strikeouts over 119.0 IP in 23 appearances, 22 starts... His lone relief outing came behind a rehab start from LHP Blake Snell and said later that it a beneficial experience to observe how Blake went about his start-day routine... Also made two starts at Double-A San Antonio at the end of the season...

2021: Split his first pro season between the Arizona Complex League Padres (Rk.) and the Lake Elsinore Storm (A)...

COLLEGE: Played at West Virginia University, where he pitched in 50 games with 33 starts, going 12-11 with 205 strikeouts in 208.2 innings... Named to All-Big 12 Second Team in 2021 after going 6-5 with a 3.03 ERA and 104 strikeouts in his Senior season... Became the 28th player in WVU history to play in the major leagues... Dreamed of going to nearby Ohio State, but was never offered... Went to West Virginia, which was the first school to offer him... As a freshman, was primarily a reliever, though did make a start at PNC Park in Pittsburgh against Penn State (said at the time that was a dream come true)... Starter as a sophomore... First 2 seasons was teammates with Alek Manoah (John Means is another WVU MLB alum)... Following sophomore season, had an impressive summer in the Cape Cod Baseball League... Went undrafted after abbreviated junior year (2020, 5-round draft)... Back then, Amir Garrett tweeted, "Guys who were left out, remember this feeling. It's time to work even harder now. They always come back around. Remember that." Jackson replied, "I will forever remember this feeling. This will be the best thing to ever happen to me and I can't wait to show everyone what they missed..."



CAREER STATISTICS

YR	CLUB	W-L	ERA	G/GS	CG	SHO	SV	IP	H	R	ER	HR	BB	SO
21	ACL Padres (Rk.)	0-0	0.00	2/2	0	0	0	3.0	1	2	0	0	1	5
	Lake Elsinore (A)	0-0	3.75	5/5	0	0	0	12.0	12	5	5	1	6	19
	2021 Totals (Rk/A)	0-0	3.00	7/7	0	0	0	15.0	13	7	5	1	7	24
22	Fort Wayne (A+)	7-8	4.01	23/22	0	0	0	119.0	91	56	53	16	44	134
	San Antonio (AA)	0-2	8.44	2/2	0	0	0	10.2	12	12	10	1	6	8
	2022 Totals (A+/AA)	7-10	4.37	25/24	0	0	0	129.2	103	68	63	17	50	142
23	San Antonio (AA)	8-9	4.08	18/18	0	0	0	88.1	74	44	40	12	22	105
	Altoona (AA)	0-4	4.25	8/8	0	0	0	36.0	32	18	17	5	10	30
	2023 Totals (AA)	8-13	4.08	26/26	0	0	0	124.1	106	62	57	17	32	135
	San Diego (MLB)	1-0	5.40	1/1	0	0	0	5.0	6	3	3	0	1	1
	MiLB Totals (3 seasons)	15-23	4.18	58/57	0	0	0	269.0	222	137	125	35	89	301
	MLB Totals (1 season)	1-0	5.40	1/1	0	0	0	5.0	6	3	3	0	1	1



HISTORY/RECORDS



YEAR-BY-YEAR RECORDS

YEAR	W-L (1st/2nd)	PCT	HOME	AWAY	PLACE	GB	MANAGER
1999	67-73	.479	33-36	34-37	6th	13.0	Marty Brown
2000	74-68	.521	39-32	35-36	4th	11.0	Marty Brown
2001	63-79	.444	38-34	25-45	5th	21.0	Dale Sveum
2002	72-69	.511	42-29	30-40	4th	21.0	Dale Sveum
2003	78-63	.553	38-31	40-32	2nd	10.0	Dale Sveum
2004	85-56	.603	46-23	39-33	1st	+5.5	Tony Beasley
2005	76-66	.535	40-32	36-34	2nd	8.0	Tony Beasley
2006	75-64	.540	43-27	32-37	2nd	10.5	Tim Leiper
2007	73-68	.518	39-33	34-35	3rd	8.5	Tim Leiper
2008	65-77	.458	33-38	32-39	5th	19.0	Tim Leiper
2009	62-80	.437	31-40	31-40	6th	27.0	Matt Walbeck
2010	82-60	.577	41-30	41-30	1st	+5.0	Matt Walbeck
2011	64-77	.454	34-38	30-39	6th	15.5	P.J. Forbes
2012	72-70	.507	44-27	28-43	3rd	10.5	P.J. Forbes
2013	63-79	.444	33-38	30-41	6th	14.0	Carlos Garcia
2014	61-81	.429	34-36	27-45	5th	18.0	Carlos Garcia
2015	74-68	.521	40-32	34-36	2nd	5.0	Tom Prince
2016	76-64	.543	43-25	33-39	2nd	0.5	Joey Cora
2017	74-66	.529	40-30	34-36	1st	+2.0	Michael Ryan
2018	78-60	.565	40-29	38-31	1st	+1.0	Michael Ryan
2019	69-71 (36-32/33-39)	.493	39-32	30-39	4th (2nd/4th)	9.0 (5.0/13.0)	Michael Ryan
2020			-No Season due to COVID-19-				Dave Turgeon
2021	58-59	.496	28-30	38-29	5th	14.0	Miguel Perez
2022	71-66 (33-36/38-30)	.518	37-31	34-35	3rd	8.5	Kieran Mattison
2023	67-68 (34-34, 67-68)	.496	39-30	28-38	3rd	7.0	Callix Crabbe
ALL-TIME	1699-1652	.507	914-763	793-889			

Bold indicates years that Altoona made the E.L. Playoffs

ALL-TIME REGULAR SEASON RECORD VS. OPPONENTS

TEAM	OVERALL	HOME	AWAY	TEAM	OVERALL	HOME	AWAY
Akron	237-268 (.469)	136-130 (.511)	101-138 (.422)	New Britain^	65-53 (.551)	34-22 (.607)	31-31 (.500)
Binghamton	120-94 (.560)	61-45 (.574)	59-49 (.546)	New Hampshire	59-57 (.508)	31-29 (.516)	28-28 (.500)
Bowie	188-206 (.477)	94-98 (.489)	94-108 (.465)	New Haven#	18-17 (.514)	10-8 (.556)	8-9 (.471)
Connecticut%	41-36 (.532)	17-17 (.500)	24-19 (.558)	Portland	66-66 (.500)	37-29 (.561)	29-37 (.439)
Erie	254-239 (.515)	118-118 (.504)	136-121 (.529)*	Reading	157-168 (.483)	88-77 (.533)	69-91 (.431)*
Harrisburg	235-206 (.532)	134-84 (.626)	101-121 (.454)	Richmond	137-110 (.554)	81-49 (.623)	56-61 (.478)
Hartford	16-15 (.516)	7-4 (.636)	9-11 (.450)^	Somerset&	9-15 (.375)	5-7 (.417)	4-8 (.333)
				Trenton	93-100 (.482)	57-44 (.564)	36-56 (.391)

* Includes 0-1 record at PNC Park in Pittsburgh, June 26, 2004 (considered Curve road game) and 0-1 record at Citizens Bank Park in Philadelphia, June 12, 2006

The New Haven Ravens moved to Manchester, N.H. following the 2003 season

% The Connecticut Defenders moved to Richmond, Va. following the 2009 season

^ The New Britain Rock Cats moved to Hartford, Conn. following the 2015 season

^^ The Curve went 0-3 in three "road" games against Hartford in Altoona during the 2016 season

& The Somerset Patriots replaced Trenton as the New York Yankees affiliate prior to the 2021 season

ALL-TIME MONTH-BY-MONTH RECORDS

Year	April	May	June	July	August	September	Final Record
1999	9-11	15-16	18-11	14-14	9-18	2-3	67-73
2000	8-14	14-15	18-11	15-14	18-11	1-3	74-68
2001	10-15	11-17	10-17	17-11	13-17	2-2	63-79
2002	12-12	18-12	13-13	15-15	12-17	2-0	72-69
2003	12-12	15-14	19-9	14-14	18-13	0-1	78-63
2004	11-10	17-12	20-9	14-11	19-11	4-3	85-56
2005	10-9	16-13	17-13	14-14	15-16	4-1	76-66
2006	15-8	18-12	13-12	15-12	14-17	0-3	75-64
2007	9-11	14-16	17-11	16-12	15-16	2-2	73-68
2008	10-15	11-17	14-14	16-15	13-16	1-0	65-77
2009	6-14	9-20	12-17	15-14	18-10	2-5	62-80
2010	14-6	19-12	17-10	10-19	20-9	2-4	82-60
2011	10-11	17-13	7-20	12-17	17-12	1-4	64-77
2012	8-14	16-14	14-13	16-13	15-16	3-0	72-70
2013	11-14	10-20	15-12	15-11	11-21	1-1	63-79
2014	10-12	10-23	9-18	18-13	13-15	1-0	61-81
2015	12-6	16-14	14-15	15-15	14-14	3-4	74-68
2016	9-13	19-9	16-12	14-15	16-12	2-3	76-64
2017	13-9	15-13	12-15	15-14	16-14	3-1	74-66
2018	11-10	14-14	16-11	15-13	20-11	2-1	78-60
2019	12-12	12-16	19-9	11-16	15-16	0-2	69-71
2020			-No Season Due to COVID-19-				
2021	0-0	14-9	14-11	13-13	11-15	6-11	58-59
2022	9-11	13-13	13-13	12-12	13-12	11-5	71-66
2023	10-9	13-13	11-15	10-11	13-15	10-5	67-68
TOTALS	241-258	346-347	348-311	341-328	358-354	65-64	1699-1652

HISTORY RECORDS

YEAR-BY-YEAR TEAM BATTING LEADERS

BOLD - Single-season record; *ITALIC* - Led Eastern League

YEAR	AVG. (min. 300 TPA)	HITS	HOME RUNS	RBI
1999	Adam Hyzdu (.316)	Tike Redman (143)	Adam Hyzdu (24)	Adam Hyzdu (78)
2000	Rob Mackowiak (.297)	Rob Mackowiak (156)	Adam Hyzdu (31)	Adam Hyzdu (106)
2001	Rico Washington (.302)	Shaun Skrehot (125)	Dan Meier (13)	J.R. House (56)
2002	Tony Alvarez (.318)	Tony Alvarez (161)	Carlos Rivera (22)	Carlos Rivera (84)
2003	Kevin Nicholson (.294)	Chris Duffy (137)	Shawn Garrett (13)	Shawn Garrett (67)
2004	Jeff Keppinger (.338)	<i>Nate McLouth (166)</i>	Ray Sadler (20)	Josh Bonifay (76)
2005	Jose Bautista (.283)	Rajai Davis (140)	Josh Bonifay (25)	Jose Bautista (90)
2006	Brett Roneberg (.303)	Javier Guzman (130)	Ray Sadler (15)	Simon Pond (78)
2007	Steven Pearce (.334)	Neil Walker (124)	Adam Boeve (17)	Steven Pearce (72)
2008	Jason Delaney (.292)	Brad Corley (131)	Jonel Pacheco (12)	Jonel Pacheco (52)
2009	Jonel Pacheco (.275)	Jonel Pacheco (119)	Jonel Pacheco (14)	Jason Delaney (65)
2010	Hector Gimenez (.305)	Josh Harrison (156)	Hector Gimenez (16)	Matt Hague (86)
2011	<i>Starling Marte (.332)</i>	Starling Marte (178)	Quincy Latimore (15)	Quincy Latimore (59)
2012	<i>Brock Holt (.322)</i>	Brock Holt (123)	Quincy Latimore (15)	Matt Curry (76)
2013	Alex Dickerson (.288)	Alex Dickerson (130)	Jarek Cunningham (19)	Alex Dickerson (68)
2014	Elias Diaz (.328)	Alen Hanson (135)	Stetson Allie (21)	Willy Garcia (63)
2015	Dan Gamache (.335)	Max Moroff (153)	Stetson Allie (17)	Josh Bell (60)
2016	Harold Ramirez (.311)	Erich Weiss (126)	Stetson Allie/Eric Wood (16)	Erich Weiss (65)
2017	Jerrick Suiter (.285)	Pablo Reyes (115)	Jordan Luplow (16)	Edwin Espinal (72)
2018	Bryan Reynolds (.302)	Cole Tucker (134)	Will Craig (20)	<i>Will Craig (102)</i>
2019	Jared Oliva (.277)	Jared Oliva (124)	Hunter Owen (15)	Logan Hill (69)
2021	Cal Mitchell (.280)	Cal Mitchell (107)	Mason Martin (22)	Mason Martin (75)
2022	Jared Triolo (.282)	Liover Peguero (125)	Aaron Shackelford (26)	Aaron Shackelford (79)
2023	Liover Peguero (.260)	Matt Fraizer (110)	Matt Gorski (17)	Matt Gorski (54)

HISTORY/RECORDS

YEAR	RUNS SCORED	DOUBLES	TRIPLES	STOLEN BASES
1999	Tike Redman (84)	A.Hernandez/K. Haverbusch (26)	<i>Tike Redman (12)</i>	Tike Redman (29)
2000	Adam Hyzdu (96)	Adam Hyzdu (39)	Rico Washington (7)	Rob Mackowiak (18)
2001	Shaun Skrehot (61)	S. Skrehot/C. Rivera (30)	Lee Evans (8)	Shaun Skrehot (24)
2002	Tony Alvarez (79)	Tony Alvarez (37)	Shawn Garrett (8)	Tony Alvarez (29)
2003	Chris Duffy (84)	Kevin Nicholson (31)	3 Players Tied (6)	Chris Duffy (34)
2004	<i>Nate McLouth (93)</i>	Nate McLouth (40)	Chris Duffy (6)	Chris Duffy (32)
2005	Rajai Davis (82)	Jose Bautista (27)	Craig Stansberry (11)	Davis/Thompson (45)
2006	Simon Pond (64)	Simon Pond (32)	Vic Buttler (14)	Buttler/Morgan (21)
2007	Neil Walker (77)	Neil Walker (30)	J. Bowers/V. Buttler (4)	Vic Buttler (22)
2008	Jonel Pacheco (64)	Brad Corley (25)	Shelby Ford (10)	Shelby Ford (19)
2009	Jonel Pacheco (58)	Jason Delaney (25)	Jason Delaney (5)	Jonel Pacheco (15)
2010	Chase d'Arnaud (91)	C. d'Arnaud/J. Harrison (33)	Chase d'Arnaud (9)	Chase d'Arnaud (33)
2011	Starling Marte (91)	<i>Starling Marte (38)</i>	Brock Holt (9)	Starling Marte (24)
2012	Robbie Grossman (59)	Matt Curry (34)	Brock Holt (6)	Adalberto Santos (17)
2013	Adalberto Santos (62)	Alex Dickerson (36)	Mel Rojas, Jr. (9)	Adalberto Santos (21)
2014	Keon Broxton (67)	Willy Garcia (27)	<i>Alen Hanson (12)</i>	Drew Maggi (37)
2015	<i>Max Moroff (79)</i>	Max Moroff (28)	Max Moroff/Josh Bell (6)	Max Moroff (17)
2016	Eric Wood (63)	Barrett Barnes (28)	Erich Weiss (9)	Barrett Barnes (10)
2017	Pablo Reyes (62)	Edwin Espinal (25)	Elvis Escobar/Cole Tucker (5)	Pablo Reyes (21)
2018	Cole Tucker (77)	Ke'Bryan Hayes (31)	<i>Cole Tucker/Ke'Bryan Hayes (7)</i>	<i>Cole Tucker (35)</i>
2019	Jared Oliva (70)	Logan Hill (27)	Jared Oliva (6)	Jared Oliva (36)
2021	Ji-Hwan Bae (63)	Mason Martin (29)	Ji-Hwan Bae/Oneil Cruz (5)	Ji-Hwan Bae (20)
2022	Shackelford/Triolo (66)	Connor Scott (25)	Matt Fraizer (7)	Liover Peguero (28)
2023	Matt Fraizer (67)	Liover Peguero (20)	Connor Scott (4)	Matt Fraizer (21)

YEAR	GAMES PLAYED	AT-BATS	WALKS	STRIKEOUTS
1999	Tike Redman (136)	Tike Redman (532)	Garrett Long (63)	Alex Hernandez (110)
2000	Adam Hyzdu (142)	Rob Mackowiak (526)	Adam Hyzdu (94)	Adam Hyzdu (102)
2001	Lee Evans (118)	Shaun Skrehot (468)	Richard Paz (52)	Lee Evans (116)
2002	Shawn Garrett (131)	Tony Alvarez (507)	Rico Washington (60)	J.J. Davis (101)
2003	Chris Duffy (137)	Jose Castillo (498)	Chris Duffy (44)	Josh Bonifay (106)
2004	Nate McLouth (133)	Nate McLouth (515)	Nate McLouth (48)	Josh Bonifay (96)
2005	Rajai Davis (123)	Rajai Davis (499)	Tom Evans (51)	Craig Stansberry (114)
2006	Javier Guzman (129)	Javier Guzman (485)	Simon Pond (59)	Simon Pond (121)
2007	Andrew McCutchen (118)	Andrew McCutchen (446)	Neil Walker (53)	Adam Boeve (100)
2008	Brad Corley (134)	Brad Corley (500)	Jason Delaney (68)	James Boone (107)
2009	Jason Delaney (125)	Jason Delaney (435)	Jason Delaney (57)	Jason Delaney (90)
2010	Miles Durham (136)	Chase d'Arnaud (530)	Matt Hague (61)	Miles Durham (139)
2011	Brock Holt (132)	Starling Marte (536)	Brock Holt (50)	Quincy Latimore (140)
2012	Quincy Latimore (126)	Quincy Latimore (413)	Robbie Grossman (59)	Jarek Cunningham (111)
2013	Jarek Cunningham (132)	Jarek Cunningham (468)	Adalberto Santos (59)	Jarek Cunningham (127)
2014	Gift Ngoepe (131)	Alen Hanson (482)	Stetson Allie (71)	Willy Garcia (145)
2015	<i>Max Moroff (136)</i>	Max Moroff (153)	Max Moroff (70)	Stetson Allie (135)
2016	Erich Weiss (127)	Erich Weiss (256)	Eric Wood (52)	Stetson Allie (110)
2017	Elvis Escobar (116)	Pablo Reyes (420)	Pablo Reyes (51)	Michael Suchy (95)
2018	<i>Cole Tucker (133)</i>	Cole Tucker (517)	Ke'Bryan Hayes (57)	Logan Hill (132)
2019	Bligh Madris (132)	Bligh Madris (457)	Mitchell Tolman (47)	Logan Hill (120)
2021	Mason Martin (112)	Mason Martin (414)	Canaan Smith-Njigba (45)	Mason Martin (161)
2022	Liover Peguero (121)	Liover Peguero (483)	<i>Andres Alvarez (64)</i>	Aaron Shackelford (128)
2023	Matt Fraizer (121)	Matt Fraizer (437)	Mason Martin (52)	Matt Fraizer (104)

YEAR-BY-YEAR TEAM PITCHING LEADERS

BOLD - Single-season record; *ITALIC* - Led Eastern League

YEAR	ERA (min. 75 IP)	WINS	LOSSES	SAVES
1999	Paul Ah Yat (3.02)	Bronson Arroyo (15)	Brian O'Connor (11)	Matt Duff (12)
2000	Sam McConnell (1.61)	Brian O'Connor (12)	J. Grabow/S. Sparks (7)	Brian Smith (12)
2001	Justin Reid (2.54)	6 Players Tied (5)	C. Alvarado/C. Spurling (7)	Tony Pavlovich (12)
2002	Ben Shaffar (3.15)	Justin Reid (11)	John Grabow (13)	Chris Spurling (20)
2003	Landon Jacobsen (2.93)	<i>Sean Burnett (14)</i>	Landon Jacobsen (11)	Todd Ozias (21)
2004	Ian Snell (3.16)	Bryan Bullington (12)	3 Players Tied (7)	Jeff Miller (18)
2005	Brady Borner (2.08)	Matt Peterson (11)	Paul Stewart (10)	Justin Kaye (22)
2006	Shane Youman (1.51)	Landon Jacobsen (14)	Landon Jacobsen (9)	<i>Brandon Knight (27)</i>
2007	Dewon Brazelton (3.53)	Luis Munoz (12)	Josh Shortslef (13)	Matt Peterson (29)
2008	Yoslan Herrera (3.46)	Juan Mateo (7)	Derek Hankins/Josh Hill (11)	Ronald Belisario (9)
2009	Brad Lincoln (2.28)	Y.Herrera/D. Moskos (11)	Daniel Moskos (10)	Sean Smith (7)
2010	Michael Dubee (2.24)	J. Hughes/R. Owens (12)	J. Hughes/J. Wilson (8)	Daniel Moskos (21)
2011	Kyle McPherson (3.02)	Aaron Pribanic (10)	Mike Colla (11)	Noah Krol (24)
2012	Phil Irwin (2.93)	Brandon Cumpton (12)	Brandon Cumpton (11)	Vic Black (13)
2013	Casey Sadler (3.31)	Casey Sadler (11)	David Bromberg (12)	Luis Sanz (16)
2014	Adrian Sampson (2.55)	Adrian Sampson (10)	Joely Rodriguez (11)	Kenn Kasperek (13)
2015	Steven Brault (2.00)	Jason Creasy (12)	Zack Dodson (10)	Jhondaniel Medina (12)
2016	Cody Dickson (3.66)	Cody Dickson/Clay Holmes (10)	Tyler Eppler (10)	Montana DuRapau (22)
2017	Austin Coley (3.01)	Tanner Anderson/Alex McRae (10)	Tanner Anderson (8)	DuRapau/Scioneaux (14)
2018	Mitch Keller (2.72)	Mitch Keller/Cam Vieaux (9)	4 Players Tied (6)	Matt Eckelman (11)
2019	Cam Vieaux (2.23)	James Marvel (9)	Sean Brady (11)	Matt Eckelman (23)
2021	Trey McGough (3.41)	Trey McGough (6)	Travis MacGregor (9)	Melendez/Stratton (7)
2022	Quinn Priestester (2.87)	J.C. Flowers (7)	Luis Ortiz (9)	Tyler Samaniego (10)
2023	Nick Dombkowski (3.71)	Aaron Shortridge (11)	Aaron Shortridge (8)	Oliver Garcia (7)

YEAR	GAMES	INNINGS PITCHED	STRIKEOUTS	WALKS
1999	David Daniels (55)	Brian O'Connor (153.1)	Brian O'Connor (106)	Brian O'Connor (92)
2000	Matt Duff (47)	John Grabow (145.1)	John Grabow (109)	John Grabow (65)
2001	Clint Chrysler (51)	Chris Spurling (121.2)	Carlos Alvarado (73)	John Grabow (39)
2002	C. Chrysler/C. Spurling (51)	Justin Reid (153.2)	Adrian Burnside (122)	Adrian Burnside (67)
2003	Todd Ozias (51)	Landon Jacobsen (162.2)	Mike Connolly (90)	Landon Jacobsen (40)
2004	Jeff Miller (52)	Ian Snell (151.0)	Ian Snell (142)	Bryan Bullington (47)
2005	Justin Kaye (53)	Matt Peterson (143.2)	Tom Gorzelanny (124)	Matt Peterson (74)
2006	Brandon Knight (51)	Landon Jacobsen (154.0)	M. Connolly/J. Vasquez (87)	Landon Jacobsen (55)
2007	Matt Peterson (51)	Josh Shortslef (149.1)	Luis Munoz (89)	Josh Shortslef (59)
2008	R. Belisario/P. Bresnehan (38)	Derek Hankins (119.0)	Kyle Bloom (93)	Kyle Bloom (55)
2009	Jeff Sues (40)	Daniel Moskos (149.0)	Mike Crotta (97)	Daniel Moskos (58)
2010	Michael Dubee (45)	Jared Hughes (150.2)	Justin Wilson (134)	Justin Wilson (71)
2011	Noah Krol (54)	Aaron Pribanic (153.0)	Jeff Locke (114)	Jeff Locke (46)
2012	<i>Vic Black (51)</i>	Brandon Cumpton (152.1)	Brandon Cumpton (88)	Nathan Baker (57)
2013	Luis Sanz (47)	David Bromberg (136.0)	David Bromberg (127)	David Bromberg (52)
2014	Ryan Beckman (45)	Adrian Sampson (148.0)	Adrian Sampson (99)	Zack Dodson (46)
2015	Jhondaniel Medina (45)	Zack Dodson (162.0)	Chad Kuhl (101)	Jason Creasy (52)
2016	Montana DuRapau (50)	<i>Tyler Eppler (162.1)</i>	Tyler Eppler (106)	Cody Dickson (93)
2017	<i>Tate Scioneaux (47)</i>	Alex McRae (149.2)	Austin Coley (114)	Yeudy Garcia (46)
2018	Geoff Hartlieb (47)	Taylor Hearn (104.0)	Taylor Hearn (107)	Sean Keselica (43)
2019	Matt Eckelman (45)	Sean Brady (138.0)	Pedro Vasquez (91)	Sean Brady (36)
2021	Shea Murray (37)	Trey McGough (95.0)	Oswaldo Bido (91)	Travis MacGregor (41)
2022	Enmanuel Mejia (40)	Luis Ortiz (114.1)	Luis Ortiz (126)	Kyle Nicolas (47)
2023	Cameron Junker (45)	Aaron Shortridge (138.1)	Aaron Shortridge (118)	Aaron Shortridge (49)

HISTORY RECORDS

CURVE 10-GAME WINNERS

1999	Bronson Arroyo (15)	2010	Jared Hughes (12)
2000	Brian O'Connor (12)		Rudy Owens (12)
	Wilson Guzman (10)		Justin Wilson (11)
2002	Justin Reid (11)	2011	Aaron Pribanic (10)
2003	Sean Burnett (14)	2012	Brandon Cumpton (12)
2004	Bryan Bullington (12)	2013	Casey Sadler (11)
	Ian Snell (11)	2014	Adrian Sampson (10)
2005	Matt Peterson (11)	2015	Jason Creasy (12)
2006	Landon Jacobsen (14)		Chad Kuhl (11)
2007	Luis Munoz (12)	2016	Cody Dickson (10)
	Kip Bouknight (11)		Clay Holmes (10)
2009	Daniel Moskos (11)	2017	Alex McRae (10)
	Yoslan Herrera (11)		Tanner Anderson (10)
		2022	Aaron Shortridge (11)

SINGLE-SEASON TEAM GENERAL RECORDS

HISTORY RECORDS

Most Wins.....	85 (2004)
Most Losses	81 (2014)
Highest Winning Percentage.....	.603 (2004)
Lowest Winning Percentage.....	.429 (2014)
Most Home Wins	46 (2004)
Most Home Losses	40 (2009)
Most Road Wins.....	41 (2010)
Most Road Losses	45, 2x, last - (2014)
Most Extra-Inning Games.....	18 (2017)
Most Extra-Inning Wins	9 (2008, 2017)
Most Extra-Inning Losses	10, 2x, last - (2014)
Most Wins, Month	20, 3x, last - (August 2018)
Most Losses, Month.....	23 (May 2014)
Most Wins vs. One Club, Season	16, 2x, last - Richmond (2010)
Most Losses vs. One Club, Season	17 vs. Akron (2009)
Most Players Used	60 (2001)
Fewest Players Used	37 (2003)
Most Pitchers Used	36 (2001)
Fewest Pitchers Used	22 (2002, 2003, 2021)
Most Shutout Wins.....	18 (2019)
Most Shutout Losses	15 (2013)
Most Consecutive Wins	10 (July 24 - August 2, 2005)
Home	10 (July 22 - August 9, 2016)
Road	9 (May 15-26, 2010)
Most Consecutive Losses.....	11 (April 15-26, 2000)
Home	11 (April 19 - May 23, 2003)
Road	13 (July 25 - August 19, 2012)
Most Consecutive Wins to Begin a Season	5, 2x (April 6-10, 2006 & April 4-8, 2019)
Most Consecutive Losses to Begin a Season.....	8 (April 8-17, 2009)

SINGLE-SEASON TEAM BATTING RECORDS

Highest Batting Average273 (2004)
Lowest Batting Average236 (2023)
Most Runs Scored	697 (2004)
Fewest Runs Scored	535 (2021)
Most Games, 10 or More Runs Scored	15 (2002)
Most Games, 10 or More Runs Allowed	15 (2000)
Most Hits	1,294 (2010)
Fewest Hits.....	932 (2021)
Most Doubles	274 (2003)
Fewest Doubles.....	186 (2021)
Most Triples	55 (2016)
Fewest Triples	19 (2023)
Most Home Runs	143 (2022)
Fewest Home Runs.....	73 (2003)
Most Home Runs, Home.....	74 (2022)
Most Home Runs, Road	87 (2014)
Fewest Home Runs, Home	20 (2003)
Fewest Home Runs, Road	42 (2012, '15)
Most Grand Slams.....	6 (1999)
Most Players 10 or More HR.....	6 (2004)
Most Players 20 or More HR	2 (1999, '02, '05, '22)
Most Extra-Base Hits	533 (2004)
Fewest Extra-Base Hits	327 (2021)
Most Stolen Bases.....	163 (2023)
Fewest Stolen Bases.....	67 (2016)
Most Times Caught Stealing.....	78 (1999, '01)
Fewest Times Caught Stealing.....	39 (2004)
Most Strikeouts	1,254 (2022)
Fewest Strikeouts	811 (2003)
Most Base on Balls.....	527 (2000)
Fewest Base on Balls.....	371 (2021)

SINGLE-SEASON TEAM PITCHING RECORDS

Lowest ERA	3.32 (2003)
Highest ERA	4.66 (2021)
Most Complete Games.....	16 (2000)
Fewest Complete Games.....	0 (2022)
Most Shutouts.....	18 (2019)
Fewest Shutouts.....	5 (1999, 2005, 2021)
Fewest Runs Allowed.....	525 (2003)
Most Runs Allowed.....	696 (2000)
Fewest Hits Allowed.....	964 (2021)
Most Hits Allowed.....	1,266 (2005)
Fewest Base on Balls Allowed.....	363 (2003)
Most Base on Balls Allowed.....	570 (1999)
Fewest Home Runs Allowed.....	67 (2000)
Most Home Runs Allowed.....	140 (2004)
Most Strikeouts.....	1,247 (2022)
Fewest Strikeouts.....	814 (2007)
Most Saves.....	49 (2006)
Fewest Saves.....	26 (2023)
Fewest Hit by Pitch.....	40 (2008)
Most Hit by Pitch.....	88 (2023)
Fewest Wild Pitches.....	44 (2006)
Most Wild Pitches.....	98 (2022)
Fewest Starting Pitchers Used.....	10 (2002, 2021)
Most Starting Pitchers Used.....	22 (2013, 2022)
Most Consecutive Shutout Innings.....	28.1 (July 19-22, 2001)
Most 10-Game Winners.....	3 (2010)

SINGLE-SEASON TEAM FIELDING RECORDS

Highest %.....	.985 (2018)
Lowest %.....	.965 (1999)
Most Errors.....	194 (1999)
Fewest Errors.....	74 (2018)
Most Passed Balls.....	33 (2000)
Fewest Passed Balls.....	1 (2015)
Most Double Plays Turned.....	158 (2009)

SINGLE-SEASON INDIVIDUAL BATTING RECORDS

****Note: Records for averages and percentages are based on a minimum of 300 plate appearances*

Highest Average334, Jeff Keppinger (2004) & Steve Pearce (2007)
RH.....	.334, Jeff Keppinger (2004) & Steve Pearce (2007)
LH.....	.324, Adam Frazier (2015)
Switch-Hitter.....	.307, Josh Bell (2015)
Lowest Average.....	.205, Stetson Allie (2015)
RH.....	.205, Stetson Allie (2015)
LH.....	.223, Rico Washington (2002)
Switch-Hitter.....	.215, Kevin Nicholson (2004)
Most Home Runs.....	31, Adam Hyzdu (2000)
RH.....	31, Adam Hyzdu (2000)
LH.....	26, Aaron Shackelford (2022)
Switch-Hitter.....	16, Hector Gimenez (2010)
Home.....	16, Adam Hyzdu (2000)
Road.....	15, Adam Hyzdu (2000)
Month.....	14, Brad Eldred (August, 2004)
Most Plate Appearances without a HR, Season.....	387, Brandon Chaves (2007)
Most Grand Slams.....	3, Rob Mackowiak (2000)
Most Games Played.....	142, Adam Hyzdu (2000)
Most At-Bats.....	536, Starling Marte (2011)
Most Plate Appearances.....	626, Adam Hyzdu (2000)
Longest Hitting Streak.....	24, Austin Meadows (May 23-June 16, 2016)
Longest On-Base Streak.....	33, Ronny Paulino (July 12-September 5, 2004) & Steve Pearce (June 15-July 22, 2007)
Most Consecutive Games with a HR.....	6, Brad Eldred (April 26-May 2, 2005)
Most Consecutive Games with an RBI.....	12, Jason Delaney (July 15-26, 2007)
Most Runs Scored.....	96, Adam Hyzdu (2000)
Most Hits.....	178, Starling Marte (2011)
RH.....	178, Starling Marte (2011)
LH.....	166, Nate McLouth (2004)
Switch-Hitter.....	153, Max Moroff (2015)
Pitcher.....	7, Wardell Starling (2006) & Steven Brault (2015)

SINGLE-SEASON INDIVIDUAL BATTING RECORDS (CONT.)

Most RBI	106, Adam Hyzdu (2000)
Month	50, Brad Eldred (August 2004)
Pitcher	6, Wardell Starling (2006)
Most Extra-Base Hits	72, Adam Hyzdu (2000)
Most Singles	120, Starling Marte (2011)
Most Doubles	40, Nate McLouth (2004)
Most Triples	14, Vic Buttler (2006)
Most Base on Balls	94, Adam Hyzdu (2000)
Most Stolen Bases	45, Rajai Davis/Rich Thompson (2005)
Most Times Caught Stealing	19, Drew Maggi (2014)
Most Sacrifice Hits	16, Luis Figueroa (1999)
Most Sacrifice Flies	12, Will Craig (2018)
Most Intentional Walks	7, 4x, last - Hector Gimenez (2010)
Most Strikeouts	161, Mason Martin (2021)
Fewest Strikeouts (min. 300 Plate Appearances)	17, Jeff Keppinger (2004)
Most Hit by Pitch	20, Chris Duffy (2003)
Highest On-Base%405, Adam Hyzdu (2000)
Highest Slugging %612, Adam Hyzdu (1999)
Most Total Bases	285, Adam Hyzdu (2000)

SINGLE-SEASON INDIVIDUAL PITCHING RECORDS

***Note: Records for ERA and percentages are based on a minimum of 75 Innings Pitched

Lowest ERA, LHP	1.51, Shane Youman (2006)
Lowest ERA, RHP	2.28, Brad Lincoln (2009)
Most Wins, LHP	14, Sean Burnett (2003)
Most Wins, RHP	15, Bronson Arroyo (1999)
Most Consecutive Wins	9, Yoslan Herrera (April 30 - August 15, 2009)
Most Consecutive Wins to Open Season	9, Yoslan Herrera (April 30 - August 15, 2009)
Most Losses, LHP	13, John Grabow (2002)
Most Losses, RHP	12, David Bromberg (2013)
Most Consecutive Losses	9, (Derek Hankins, June 15 - August 26, 2008)
Most Consecutive Scoreless Innings Pitched	25.1, Jared Lakind (April 27-June 23, 2016)
Most Games Started	27, A. Shortridge (2023), T. Eppler (2016), Z. Dodson (2015), B. Cumpston (2012), A. Pribanic (2011), M. Crotta (2009), S. Burnett (2003), L. Jacobsen (2003), J. Grabow (2002), Brian O'Connor (1999)
Most Appearances	55, David Daniels (1999)
Most Innings Pitched	162.2, Landon Jacobsen (2003)
Most Strikeouts	142, Ian Snell (2004)
Highest Strikeout-to-Walk Ratio	+109, Rudy Owens (2010)
Lowest Strikeout-to-Walk Ratio	-8, Jim Sak (2000)
Fewest Earned Runs Allowed	16, Shane Youman (2006)
Most Earned Runs Allowed	89, John Grabow (2002)
Most Bases on Balls	93, Cody Dickson (2016)
Fewest Bases on Balls (min. 75 IP)	10, Phil Irwin (2011)
Most Saves	27, Brandon Knight (2006)
Highest Winning % (min. 10 decisions)917, Yoslan Herrera, 11-1 record (2009)
Lowest Winning % (min. 10 decisions)154, Derek Hankins, 2-11 record (2008)
Most Complete Games	4, Brian O'Connor (2000)
Most Shutouts	2, Stephen Sparks (2000), Ian Snell (2004), Domingo Robles (2019)
Most Hit Batsmen	15, Adrian Burnside (2002), Phil Irwin/Brandon Cumpston (2012)
Most Wild Pitches	21, Brian O'Connor (1999)
Most HR Allowed	21, Justin Reid (2002)
Fewest HR Allowed (min. 75 IP)	2, Sean Burnett (2003), Bryan Morris (2011)
Most Total Batters Faced	698, Brian O'Connor (1999)

SINGLE-SEASON INDIVIDUAL FIELDING RECORDS

***Notes: Records for Fielding % are based on a minimum of 75 games played
Fielding % for Pitchers is based on most Total Chances without an error

Most Errors	33, Alen Hanson (2014), Javier Guzman (2006), Kevin Haverbusch (1999)
Highest %, Pitcher	1.000 (36 TC), Brian O'Connor (2000)
Highest %, Catcher994, Ramon Cabrera (2012) & Jacob Stallings (2015)
Most Passed Balls	15, Steve Lerud (2009) & Humberto Cota (2000)
Highest %, 1B	1.000, Edwin Espinal (2017)
Highest %, 2B991, Jason Bowers (2007)
Highest %, 3B978, Ke'Bryan Hayes (2018)
Highest %, SS980, Kevin Newman (2017)
Highest %, OF	1.000, Matt Fraizer (2022), Jared Oliva (2019) & Darren Burton (2000)
Most Assists, OF	19, Willy Garcia (2014)

SINGLE-GAME TEAM GENERAL RECORDS

Longest Game, Time	6:17, 7/13/00 @ Norwich
Home.....	5:49, 8/13/10 vs. New Hampshire
Home, 7-Inning Game.....	3:05, 6/3/06 vs. New Hampshire (1)
Home, 9-Inning Game	3:55, 5/26/13 vs. Richmond
Road.....	6:17, 7/13/00 @ Norwich
Road, 7-Inning Game	2:43, 6/14/03 @ Harrisburg
Road, 9-Inning Game	4:33, 7/17/10 @ Harrisburg
Longest Game, Innings	19, 2x, 7/13/00 @ Norwich & 8/13/10 vs. New Hampshire
Home.....	19, 8/13/10 vs. New Hampshire
Road.....	19, 7/13/00 @ Norwich
Shortest 9-Inning Game Time	1:51, 2x, 4/17/04 @ Harrisburg & 5/7/18 vs. Bowie
Home.....	1:51, 5/7/18 vs. Bowie
Road.....	1:51, 4/17/04 @ Harrisburg
Shortest 7-Inning Game Time	1:26, 7/17/15 @ Richmond
Home.....	1:33, 7/27/12 vs. New Hampshire
Road.....	1:26, 7/17/15 @ Richmond
Largest Margin of Victory	16 runs, 16-0, 5/24/23 vs. Hartford
Largest Shutout Victory	16-0, 5/24/23 vs. Hartford
Largest Margin of Defeat	17 runs, 19-2, 7/7/09 vs. Erie
Largest Shutout Defeat	14-0, 2x, 5/3/16 @ Erie & 8/7/16 @ Reading
Largest Comeback to Win	7 runs, 3x, 4/29/18 at Harrisburg (Trailed 8-1, Won 9-8), 9/9/15 vs. Bowie (Trailed 7-0, Won 8-7) & 6/5/01 vs. Harrisburg (Trailed 7-0, Won 9-7)
Largest Lead in Loss	8 runs, 2x, 6/2/09 @ Erie (Led 9-1, Lost 12-9) & 6/22/13 @ Bowie (Led 8-0, Lost 10-9)
Most Combined Runs	33, 7/17/10 at Harrisburg (Curve 18, Senators 15)

SINGLE-GAME TEAM BATTING RECORDS

Most Runs.....	19, 5/22/2022 vs. Richmond
Most Runs, Inning ...	10, 3x, 6/5/04 @ Akron (2nd inning), 7/17/10 @ Harrisburg (9th inning) & 8/7/10 @ Harrisburg (9th inning)
Most Runs, First Inning.....	9, 8/23/03 vs. Erie
Most Hits	24, 7/21/15 vs. Erie (1)
Most Hits, Inning	9, 2x, 2nd inning, 6/2/22 vs. Bowie, 1st inning, 8/29/03 vs. Erie (2)
Most Home Runs, Game	6, 2x, 4/12/23 at Erie, 7/11/14 @ Harrisburg
Most Home Runs, Inning.....	3, 10x, last - 5th inning, 6/30/21 @ Hartford
Most Doubles, Game	10, 8/4/09 @ Portland
Most Triples, Game	3, several times, last - 6/2/22 vs. Richmond
Most Extra-Base Hits, Game.....	11, 8/4/09 @ Portland
Most Stolen Bases, Game	8, 2x, 7/5/23 vs. Erie, 8/18/05 @ Akron
Most Strikeouts, 9-Inning Game	18, 7/12/19 @ Erie
Most Strikeouts, All Games	23, 9/4/05 @ Bowie
Most LOB, 9-Inning Game	15, 2x, 8/13/05 @ Reading & 4/16/13 vs. Richmond
Most LOB, All Games	23, 7/13/00 @ Norwich

SINGLE-GAME TEAM PITCHING RECORDS

Most Runs Allowed	20, 5/26/13 vs. Richmond
Most Runs Allowed, Inning.....	11, 8/31/19 @ Harrisburg
Most Runs Allowed, First Inning	9, 5/26/13 vs. Richmond
Most Hits Allowed	22, 2x, 4/20/12 vs. Richmond & 5/26/13 vs. Richmond
Most Home Runs Allowed	7, 9/3/18 @ Bowie
Most Home Runs Allowed, Inning.....	4, 4th inning, 4/13/22 @ Richmond
Most Strikeouts, 9-Inning Game	17, 5/4/21 vs. Bowie
Most Strikeouts, All Games	20, 7/27/10 @ Erie
Most Bases on Balls Allowed	13, 5/16/15 vs. Akron
Most Extra-Base Hits Allowed, 9-Inning Game	12, 9/3/18 @ Bowie
Most Extra-Base Hits Allowed, All Games	14, 7/13/00 @ Norwich

SINGLE-GAME TEAM FIELDING RECORDS

Most Errors, Game	7, 8/11/16 vs. Harrisburg
-------------------------	---------------------------

CURVE .300 HITTERS (Min. 300 PA)

1999..... Adam Hyzdu (.316)	2004..... Chris Duffy (.309)	2013..... Justin Howard (.314)
2001..... Rico Washington (.302)	2006..... Brett Roneberg (.303)	2014..... Elias Diaz (.328)
2002..... Tony Alvarez (.318)	2007..... Steve Pearce (.334)	2015..... Adam Frazier (.324)
Kevin Sefcik (.308)	2010..... Hector Gimenez (.305)	Josh Bell (.307)
Carlos Rivera (.302)	Josh Harrison (.300)	2016..... Barrett Barnes (.306)
2004..... Jeff Keppinger (.334)	2011..... Starling Marte (.332)	Harold Ramirez (.306)
Nate McLouth (.322)	2012..... Brock Holt (.322)	2018..... Bryan Reynolds (.302)

SINGLE-GAME INDIVIDUAL BATTING RECORDS

Most At-Bats	10, Keith Williams, 7/13/00 @ Norwich
Most Hitless At-Bats	8, Garrett Long, 7/13/00 @ Norwich
Most Runs Scored	5, Jose Osuna, 7/21/15 vs. Erie
Most Hits	5, 16x, last - Cal Mitchell, 8/24/21 vs. Richmond
Most Extra-Base Hits	4, 5x, Josh Harrison, 6/27/10 vs. Bowie (4 2B), Hector Gimenez, 6/2/10 @ New Britain (2 HR, 2 2B), Alex Presley, 5/24/10 @ Akron (2 HR, 3B, 2B), J.R. House, 6/13/01 @ Bowie (2 HR, 2 2B) & Craig Wilson, 9/4/99 @ Erie (2 HR, 2 3B)
Most Doubles	4, Josh Harrison, 6/27/10 vs. Bowie
Most Triples	2, several times, last - Jared Oliva, 7/17/19 vs. Trenton
Most Home Runs	2, several times, last - Connor Scott, 9/17/22 vs. Reading
Most Total Bases	14, Craig Wilson, 9/4/99 @ Erie
Most RBI	8, 2x, Alex Dickerson, 7/26/13 @ New Hampshire & Alex Pressley, 5/24/10 @ Akron
Most Stolen Bases	4, 2x, Tsung-Che Cheng, 7/5/23 vs Erie, Ray Sadler, 7/10/04 @ Portland
Most Strikeouts	5, 5x, Andres Alvarez, 8/10/22 at Binghamton, Miles Durham, 4/22/11 @ Richmond, Jarek Cunningham, 6/24/12 vs. Akron, Stefan Welch, 8/21/12 @ Trenton & Matt Curry, 5/30/14 vs. New Hampshire
Most Bases on Balls	5, Jason Bowers, 6/7/07 @ New Britain

SINGLE-GAME INDIVIDUAL PITCHING RECORDS

Most Hits Allowed, Starter	14, 4x, Aaron Pribanic, 6/17/11 vs. Harrisburg, Matt Benedict, 8/24/15 vs. Reading, David Whitehead, 5/3/16 @ Erie, Alex McRae, 6/9/17 vs. Richmond
Most Hits Allowed, Reliever	10, 3x, last - Alex Manasa 8/10/21 @ Erie
Most Hitless Innings to Begin Game	8.1, Adrian Sampson, 7/18/14 vs. Bowie
Most Consecutive Home Runs Allowed to Begin Game	3, Jeff Passantino, 8/12/21 G2 at Erie
Most Strikeouts	13, Tom Gorzelanny, 9/9/05 vs. Akron
Most Strikeouts, Reliever	9, Ron Chiavacci, 7/22/06 @ Bowie
Most Bases on Balls	8, Adrian Burnside, 8/7/02 vs. Erie
Most Wild Pitches	4, Brian O'Connor, 5/31/99 @ Norwich
Most Earned Runs Allowed, Game	13, Rob Mattson, 8/8/00 @ Reading
Most Earned Runs Allowed, Inning	8, 3rd inning, David Whitehead, 6/6/16 @ Erie
Most Innings Pitched, Starter	10.0, Hansel Izquierdo, 9/4/05 @ Bowie

CAREER INDIVIDUAL BATTING RECORDS

Most Games Played	410, Shaun Skrehot (2000-04)
Most Hits	384, Shaun Skrehot (2000-04)
Most Runs Scored	189, Shaun Skrehot (2000-04)
Most Doubles	76, Shaun Skrehot (2000-04)
Most Triples	19, Vic Buttler (2005-07)
Most Home Runs	55, Josh Bonifay (2003-05)
.....	55, Adam Hyzdu (1999-00)
Most RBI	209, Josh Bonifay (2003-05)
Most Extra-Base Hits	126, Josh Bonifay (2003-05)
Most Stolen Bases	65, Chris Duffy (2003-04, 08)
Most Strikeouts	372, Stetson Allie (2014-16)

CAREER INDIVIDUAL PITCHING RECORDS

Most Appearances	138, Neal McDade (2001-04)
Most Games Started	83, Mike Connolly (2003-06)
Most Wins	30, Landon Jacobsen (2003-06)
Most Losses	29, Mike Connolly (2003-06)
Most Strikeouts	340, Mike Connolly (2003-06)
Most Bases on Balls	203, Brian O'Connor (1999-00, 02)
Most Saves	38, Montana DuRapau (2015-18)
Most Complete Games	6, Brian O'Connor (1999-00, 02)
Most Shutouts	2, Stephen Sparks (2000-01), Ian Snell (2003-04), Domingo Robles (2019)

MONTHLY PITCHING RECORDS

Most Wins, Month	5, Wilson Guzman (June 2000), Sam McConnell (June 2000), A.J. Morris (May 2014), James Marvel (June, 2019)
Most Saves, Month	9, Matt Peterson (June 2007)
.....	9, Justin Kaye (June 2005)

MISCELLANEOUS HOME RUN RECORDS

Most Home Runs, Home Game	7 (6/19/04 vs. Erie)
Most Consecutive Games with a HR, Curve	12 (May 14-May 27, 2022)
Most Consecutive Games with a HR, Opponents	11 (May 19-29, 2013)
Most Consecutive Games without a HR, Curve	11 (August 4-14, 2006)

TOP-5 SEASON HIGHS



BATTERS

<u>AVERAGE*</u>		<u>SLUGGING %*</u>	
Jeff Keppinger	.338 (2004)	Adam Hyzdu	.612 (1999)
Steven Pearce	.334 (2007)	Steven Pearce	.586 (2007)
Elias Diaz	.328 (2014)	Josh Bonifay	.556 (2005)
Three tied	.332	Adam Hyzdu	.554 (2000)
		J.J. Davis	.526 (2002)

*Minimum 300 Plate App. *Minimum 300 Plate App.

<u>HOME RUNS</u>		<u>GAMES</u>	
Adam Hyzdu	31 (2000)	Adam Hyzdu	142 (2000)
Aaron Shackelford	26 (2022)	Chris Duffy	137 (2003)
Josh Bonifay	25 (2005)	Tike Redman	136 (1999)
Adam Hyzdu	24 (1999)	Miles Durham	136 (2010)
Jose Bautista	23 (2005)	Max Moroff	136 (2015)

<u>RBI</u>		<u>RUNS</u>	
Adam Hyzdu	106 (2000)	Adam Hyzdu	96 (2000)
Will Craig	102 (2018)	Nate McLouth	93 (2004)
Jose Bautista	90 (2005)	Chase d'Arnaud	91 (2010)
Rob Mackowiak	87 (2000)	Starling Marte	91 (2011)
Matt Hague	86 (2010)	Matt Hague	90 (2010)

<u>HITS</u>		<u>DOUBLES</u>	
Starling Marte	178 (2011)	Nate McLouth	40 (2004)
Nate McLouth	166 (2004)	Adam Hyzdu	39 (2000)
Tony Alvarez	161 (2002)	Starling Marte	38 (2011)
Rob Mackowiak	156 (2000)	Tony Alvarez	37 (2002)
Josh Harrison	156 (2010)	Alex Dickerson	36 (2013)

<u>EXTRA-BASE HITS</u>		<u>TRIPLES</u>	
Adam Hyzdu	72 (2000)	Vic Buttler	14 (2006)
Starling Marte	58 (2011)	Alen Hanson	12 (2014)
Alex Dickerson	56 (2013)	Tike Redman	12 (1999)
Tony Alvarez	53 (2002)	Craig Stansberry	11 (2005)
Will Craig/Mason Martin	53 (18, 21)	Six Tied	9

<u>STRIKEOUTS</u>		<u>STOLEN BASES</u>	
Mason Martin	161 (2021)	Rajai Davis	45 (2005)
Willy Garcia	145 (2014)	Rich Thompson	45 (2005)
Quincy Latimore	140 (2011)	Drew Maggi	37 (2014)
Miles Durham	139 (2010)	Jared Oliva	36 (2019)
Stetson Allie	135 (2015)	Cole Tucker	35 (2018)

PITCHERS

<u>ERA*</u>		<u>WINNING %*</u>	
Shane Youman	1.51 (2006)	Yoslan Herrera	.917 (2009)
Sam McConnell	1.61 (2000)	Sam McConnell	.818 (2000)
Steven Brault	2.00 (2015)	Geoff Hartlieb	.800 (2018)
Brady Borner	2.08 (2005)	Bronson Arroyo	.789 (1999)
Cam Vieaux	2.23 (2019)	3 Players Tied	.750

*Minimum 75 IP *Minimum 10 Decisions

<u>APPEARANCES</u>		<u>BASES ON BALLS</u>	
David Daniels	55 (1999)	Cody Dickson	93 (2016)
Brad Guy	54 (2000)	Brian O'Connor	92 (1999)
Noah Krol	54 (2011)	Matt Peterson	74 (2005)
Justin Kaye	53 (2005)	Justin Wilson	71 (2010)
Jeff Miller	52 (2004)	Adrian Burnside	67 (2002)

<u>INNINGS PITCHED</u>		<u>SAVES</u>	
Landon Jacobsen	162.2 (2003)	Matt Peterson	29 (2007)
Tyler Eppler	162.1 (2016)	Brandon Knight	27 (2006)
Sean Burnett	159.2 (2003)	Noah Krol	24 (2011)
Landon Jacobsen	154.0 (2006)	Matt Eckelman	23 (2019)
Justin Reid	153.2 (2002)	2 Players Tied	22

<u>WINS</u>		<u>COMPLETE GAMES</u>	
Bronson Arroyo	15 (1999)	Brian O'Connor	4 (2000)
Landon Jacobsen	14 (2006)	7 Players Tied	3
Sean Burnett	14 (2003)		
6 Players Tied	12		

<u>LOSSES</u>		<u>HOME RUNS ALLOWED</u>	
Josh Shortslef	13 (2007)	Justin Reid	21 (2002)
John Grabow	13 (2002)	Matt Peterson	19 (2005)
8 Players Tied	11	Paul Stewart	19 (2005)
		Luis Ortiz	19 (2022)
		Aaron Shortridge	19 (2023)

<u>STRIKEOUTS</u>		<u>SHUTOUTS</u>	
Ian Snell	142 (2004)	Ian Snell	2 (2004)
Justin Wilson	134 (2010)	Steve Sparks	2 (2000)
Rudy Owens	132 (2010)	Domingo Robles	2 (2019)
Luis Ortiz	126 (2022)	21 Players Tied	1
Tom Gorzelanny	124 (2005)		

HISTORY/RECORDS

AFFILIATION STATION

PIRATES AFFILIATES IN THE EASTERN LEAGUE (SINCE 1936)

1936.....	Scranton, Pa.	1974.....	Thetford Mines, PQ
1940-50.....	Albany, N.Y.	1979-82.....	Buffalo, N.Y.
1954-56.....	Williamsport, Pa.	1983.....	Lynn, Mass.
1968-69.....	York, Pa.	1984-86.....	Nashua, N.H.
1970-71.....	Waterbury, Conn.	1987-1990.....	Harrisburg, Pa.
1972-73.....	Sherbrooke, PQ	1999-Present.....	Altoona, Pa.

PIRATES' DOUBLE-A AFFILIATES (SINCE 1935)

1935.....	Kansas City Blues	1972-73.....	Sherbrooke Pirates
1937-38.....	Montreal Royals	1974.....	Thetford Mines Pirates
1940.....	Syracuse Chiefs	1975-1978.....	Shreveport Captains
1943-44.....	Toronto Maple Leafs	1979-1982.....	Buffalo Bisons
1946.....	Birmingham Barons	1983.....	Lynn Sailors
1948-1956.....	New Orleans Pelicans	1984-86.....	Nashua Pirates
1963-1966.....	Asheville Tourists	1987-90.....	Harrisburg Senators
1967.....	Macon Peaches	1991-98.....	Carolina Mudcats
1968-69.....	York Pirates	1999-pres.....	Altoona Curve
1970-71.....	Waterbury Pirates		

BATTERS

HITS		GAMES PLAYED	
Shaun Skrehot	384 (2000-04)	Shaun Skrehot	410 (2000-04)
Josh Bonifay	311 (2003-05)	Stetson Allie	348 (2014-16)
Brett Roneberg	304 (2003,06-07)	Jarek Cunningham	337 (2012-14)
Rico Washington	298 (2000-02)	Rico Washington	322 (2000-02)
Chris Duffy	290 (2003-04, 08)	Brandon Chaves	318 (2004-07)

HOME RUNS		RUNS SCORED	
Josh Bonifay	55 (2003-05)	Shaun Skrehot	189 (2000-04)
Adam Hyzdu	55 (1999-00)	Chris Duffy	175 (2003-04, 08)
Stetson Allie	54 (2014-16)	Brett Roneberg	161 (2003,06-07)
Ray Sadler	41 (2003-06)	Adam Hyzdu	160 (1999-00)
Mason Martin	38 (2021, '23)	2 Players Tied	158

RBI		STOLEN BASES	
Josh Bonifay	209 (2003-05)	Chris Duffy	65 (2003-04, 08)
Adam Hyzdu	184 (1999-00)	Drew Maggi	60 (2012-14)
Stetson Allie	183 (2014-16)	Shaun Skrehot	57 (2000-04)
Brett Roneberg	170 (2003,06-07)	Vic Buttler	49 (2005-07)
Matt Curry	154 (2011-14)	Liover Peguero	47 (2022-23)

DOUBLES		TRIPLES	
Shaun Skrehot	76 (2000-04)	Vic Buttler	19 (2005-07)
Josh Bonifay	68 (2003-05)	Alen Hanson	17 (2013-14)
Adam Hyzdu	65 (1999-00)	Brock Holt	15 (2011-12)
Miles Durham	65 (2009-12)	4 Players Tied	14
Matt Curry	62 (2011-14)		

STRIKEOUTS		EXTRA-BASE HITS	
Stetson Allie	372 (2014-16)	Josh Bonifay	126 (2003-05)
Josh Bonifay	312 (2003-05)	Adam Hyzdu	124 (1999-00)
J. Cunningham	307 (2012-14)	Stetson Allie	109 (2014-16)
Gift Ngoepe	297 (2013-15, 19)	Ray Sadler	105 (2003-06)
Matt Curry	282 (2011-14)	Shaun Skrehot	100 (2000-04)

PITCHERS

GAMES PITCHED		GAMES STARTED	
Neal McDade	138 (2001-04)	Mike Connolly	83 (2003-06)
Clint Chrysler	118 (2001-03)	John Grabow	70 (2000-03)
Brady Borner	117 (2003-06)	Landon Jacobsen	66 (2003-06)
Matt Peterson	116 (2004-07)	Brian O'Connor	63 (99-00, 02)
Brad Guy	116 (2000-03)	Yoslan Herrera	61 (2007-09)

WINS		LOSSES	
Landon Jacobsen	30 (2003-06)	Mike Connolly	29 (2003-06)
Mike Connolly	27 (2003-06)	John Grabow	26 (2000-03)
Matt Peterson	24 (2004-07)	Brian O'Connor	22 (99-00, 02)
John Grabow	24 (2000-03)	Landon Jacobsen	22 (2003-06)
Brian O'Connor	24 (99-00, 02)	Derek Hankins	21 (2007-10)

SHUTOUTS		COMPLETE GAMES	
Ian Snell	2 (2003-04)	Brian O'Connor	6 (99-00, 02)
Stephen Sparks	2 (2000-01)	Stephen Sparks	4 (2000-01)
Domingo Robles	2 (2019)	Sam McConnell	4 (1999-00)
20 Players Tied	1	5 Players Tied	3

SAVES		HOME RUNS ALLOWED	
Montana DuRapau	38 (2015-18)	Mike Connolly	42 (2003-06)
Matt Eckelman	34 (2018-19)	Matt Peterson	40 (2004-07)
Matt Peterson	29 (2004-07)	Mike Colla	36 (2010-12)
Brandon Knight	27 (2006)	Brady Borner	32 (2003-06)
Noah Krol	24 (2011)	John Grabow	30 (2000-03)

STRIKEOUTS		BASES ON BALLS	
Mike Connolly	340 (2003-06)	Brian O'Connor	203 (99-00, 02)
John Grabow	321 (2000-03)	Matt Peterson	170 (2004-07)
Matt Peterson	255 (2004-07)	John Grabow	170 (2000-03)
Ben Shaffar	239 (2002-05)	Mike Connolly	156 (2003-06)
2 Players Tied	235	Landon Jacobsen	129 (2003-06)

HISTORY/RECORDS

FIRST-ROUND DRAFT PICKS

Every former first-round draft selection to play for the Curve is listed below (* = played for Curve on MLB rehab assignment)

PLAYER/CURVE YEARS	DRAFT/OVERALL/TEAM
Terry Mulholland, LHP (2001)*	1984, 24th, SF
Adam Hyzdu, OF (1999-00)	1990, 15th, SF
Todd Dunn, OF (1999)	1993, 35th, MIL
Russ Johnson, INF (2007)	1994, 30th, HOU
Kris Benson, RHP (2002)*	1996, 1st, PIT
Jason Grilli, RHP (2013)*	1997, 4th, SF
Dan Reichert, P (2008)	1997, 7th, KC
J.J. Davis, OF (2001-02)	1997, 8th, PIT
Kevin Nicholson, SS (2003-04)	1997, 27th, SD
Kip Wells, RHP (2006)*	1998, 16th, CWS
Mike Nannini, RHP (2007)	1998, 37th, HOU
Bobby Bradley, RHP (2004)	1999, 8th, PIT
Sean Burnett, LHP (2003)	2000, 19th, PIT
Phillip Dumatrait, LHP (2009)*	2000, 22nd, BOS
Dave Parrish, C (2006-07)	2000, 28th, NYY
Dewon Brazelton, RHP (2007)	2001, 3rd, TB
John VanBenschoten, RHP (2003, 06*)	2001, 8th, PIT
Bryan Bullington, RHP (2004)	2002, 1st, PIT
Paul Maholm, LHP (2005)	2003, 8th, PIT
Adam Miller, RHP (2015)	2003, 31st, CLE
Neil Walker, C/INF (2006-07, 13*)	2004, 11th, PIT
Andrew McCutchen, OF (2006-07)	2005, 11th, PIT
Aaron Thompson, LHP (2011)	2005, 22nd, FLA
Craig Hanson, RHP (2010)	2005, 26th, BOS
Tyler Herron, RHP (2009)	2005, 46th, STL
Brad Lincoln, RHP (2009)	2006, 4th, PIT
Travis Snider, OF (2013)*	2006, 14th, TOR
Brett Sinkbeil, RHP (2011)	2006, 19th, FLA
Bryan Morris, RHP (2010-11)	2006, 26th, LAD
Kris Johnson, LHP (2012)	2006, 40th, BOS

PLAYER/CURVE YEARS	DRAFT/OVERALL/TEAM
Daniel Moskos, LHP (2009-10)	2007, 4th, PIT
Tim Alderson, RHP (2009-13)	2007, 22nd, SF
Aaron Poreda, RHP (2012)	2007, 25th, CWS
Jackson Williams, C (2017)	2007, 43rd, SF
Pedro Alvarez, 3B (2009)	2008, 2nd, PIT
Jeremy Bleich, LHP (2015)	2008, 44th, NYY
Tony Sanchez, C (2011-13)	2009, 4th, PIT
Vic Black, RHP (2012)	2009, 49th, PIT
Jameson Taillon, RHP (2012-13, 17*)	2010, 2nd, PIT
Gerrit Cole, RHP (2012)	2011, 1st, PIT
Barrett Barnes, OF (2015-16)	2012, 45th, PIT
Austin Meadows, OF (2015-16)	2013, 9th, PIT
Reese McGuire, C (2016)	2013, 14th, PIT
Cole Tucker, SS (2017-18)	2014, 24th, PIT
Connor Joe, C/IF/OF (2017)	2014, 39th, PIT
Kevin Newman, SS (2016-17)	2015, 19th, PIT
Ke'Bryan Hayes, 3B (2018)	2015, 32nd, PIT
Will Craig, 1B (2018)	2016, 22nd, PIT
Joe Musgrove, RHP (2018)*	2011, 46th, TOR
Henry Davis, C (2022-23)	2021, 1st, PIT
Nick Gonzales, 2B (2022)	2020, 7th, PIT
Quinn Priester, RHP (2022)	2019, 18th, PIT
Carmen Mlodzinski, RHP (2022)	2020, 31st, PIT
Connor Scott, OF (2022-23)	2018, 13th, MIA
Paul Skenes, RHP (2023)	2023, 1st, PIT

WALK-OFF VICTORIES AT PNG FIELD (135) *Curve*

DATE	OPPONENT	PLAYER	INN.	OUTS	ACTION	RBI	SCORE BEFORE	FINAL SCORE	
5/2/99	Bowie	Tike Redman	9th	1	Home Run	1	4-4	5-4	
5/21/99	Akron	Jeff Patzke	10th	1	Double	1	5-5	6-5	
5/26/99	New Haven	Craig Wilson	11th	2	Home Run	2	1-1	3-1	
6/15/99	Binghamton	Alex Hernandez	14th	1	Home Run	4	1-1	5-1	
4/9/00	Harrisburg	Alex Hernandez (2)	9th	0	Single	1	8-8	9-8	
4/27/00	Erie	Adam Hyzdu	9th	2	Double	1	2-2	3-2	
5/30/00	Balk by Portland pitcher Scott Henderson scored Humberto Cota from third base with one out in the 11th inning						4-4	5-4	
6/22/00 (2)	Harrisburg	Rob Mackowiak	7th	2	Error/Scored runner from second		2-2	3-2	
9/1/00	Akron	Rob Mackowiak (2)	10th	2	Error/Scored runner from first		2-2	3-2	
4/14/01	Erie	Richard Paz	10th	0	Home Run	1	6-6	7-6	
6/6/01	Harrisburg	Lee Evans	9th	1	Home Run	1	5-5	6-5	
6/9/01	Reading	Carlos Rivera	9th	2	Single	1	2-2	3-2	
7/2/01	Bowie	Shaun Skrehot	15th	1	Single	1	0-0	1-0	
7/7/01	Erie	Shaun Skrehot (2)	9th	1	Single	2	3-4	5-4	
7/29/01	Binghamton	Dan Meier	11th	0	Single/Error	0	4-4	5-4	
8/3/01	Harrisburg	Ryan Doumit	9th	2	Groundout	1	1-1	2-1	
9/3/01	Portland	Justin Martin	9th	1	Single	1	2-2	3-2	
5/5/02	Bowie	Tony DeRosso	11th	0	Triple	1	6-6	7-6	
6/12/02	Erie	Dan Meier (2)	9th	2	Single (PH)	1	4-4	5-4	
6/26/02	New Britain	Tony Alvarez	9th	2	Single	1	2-2	3-2	
8/10/02	Harrisburg	J.R. House	9th	1	Double	3	4-6	7-6	
9/2/02	Bowie	Carlos Rivera (2)	13th	1	Single	1	1-1	2-1	
4/12/03	Reading	Brett Roneberg	9th	1	Single	1	5-5	6-5	
5/24/03	Binghamton	Ray Navarette	11th	0	Home Run	1	3-3	4-3	
5/29/03	Akron	Ray Navarette (2)	13th	1	Single	1	4-4	5-4	
6/8/03	A wild pitch by Harrisburg pitcher Luis Torres scored Chris Heintz from third with two outs in the 15th						1-1	2-1	
6/19/03	Harrisburg	Shaun Skrehot (3)	13th	2	Walk	1	7-7	8-7	
4/20/04	Bowie	Josh Bonifay	9th	0	Single	1	4-4	5-4	
5/2/04	Erie	Tomas de la Rosa	10th	2	Single	1	1-1	2-1	
5/3/04 (2)	Binghamton	Ray Navarette (3)	7th	0	Home Run	3	1-3	4-3	
5/28/04	New Britain	Nate McLouth	9th	2	Single	1	4-4	5-4	
5/29/04	A wild pitch by New Britain pitcher Bobby Korecky scored Jeff Keppinger from third with one out in the 9th						8-8	9-8	
6/21/04	Akron	Ronny Paulino	10th	2	Home Run	1	4-4	5-4	
6/22/04	Akron	Ray Sadler	10th	2	Single	1	5-5	6-5	
8/8/04	Harrisburg	Ray Sadler (2)	10th	2	Single	1	5-5	6-5	
5/3/05	Reading	Josh Bonifay (2)	10th	1	Home Run	2	2-2	4-2	
5/9/05	Harrisburg	Scott Neuberger	11th	0	Single	1	3-3	4-3	
5/25/05	Norwich	Brandon Chaves	11th	1	Sacrifice Fly	1	2-2	3-2	
5/28/05	Reading	Jorge Cortes	9th	2	Single	1	5-5	6-5	
6/9/05	Binghamton	Jorge Cortes (2)	9th	2	Single	1	2-2	3-2	
6/20/05	Bowie	Tom Evans	11th	0	Home Run	1	5-5	6-5	
7/24/05	Harrisburg	Josh Bonifay (3)	9th	2	Home Run	2	6-6	8-6	
7/25/05	Binghamton	Jose Bautista	12th	0	Home Run	1	4-4	5-4	
7/28/05	Binghamton	Jose Bautista (2)	9th	1	Single	1	5-5	6-5	
8/8/05	Bowie	Craig Stansberry	9th	2	Single	1	4-4	5-4	
4/25/06	Portland	Brandon Chaves (2)	11th	0	Single	1	4-4	5-4	
5/12/06 (1)	Binghamton	Adam Boeve	10th	1	Sacrifice Fly	1	6-6	7-6	
7/2/06	Akron	Brian Bixler	10th	1	Single	1	0-0	1-0	
7/25/06	Harrisburg	David Parrish	10th	1	Sacrifice Fly	1	2-2	3-2	
8/22/06 (2)	Bowie	Ray Sadler (3)	7th	2	Single	1	6-6	7-6	
4/22/07	Harrisburg	Brett Roneberg (2)	9th	1	Fielder's Choice	1	7-7	8-7	
5/17/07 (1)	Portland	Adam Boeve (2)	7th	1	Single (PH)	1	1-1	2-1	
7/3/07	Bowie	David Parrish (2)	11th	1	Sacrifice Fly	1	3-3	4-3	
7/31/07	Reading	Vic Buttler	9th	2	Single	1	2-2	3-2	
8/25/07	Harrisburg	Taber Lee	9th	1	Single	1	6-6	7-6	
4/9/08	Trenton	Miguel Perez	9th	2	Single	1	3-3	4-3	
5/4/08 (1)	Erie	Melvin Dorta	8th	1	Home Run	1	3-3	4-3	
6/6/08	Connecticut	Shelby Ford	10th	2	Single	1	0-0	1-0	
7/5/08	Harrisburg	Brad Corley	10th	0	Single	1	2-2	3-2	
7/20/08	Harrisburg	Brad Corley (2)	10th	1	Single	1	3-3	4-3	
7/21/08 (1)	Akron	James Boone	8th	2	Double	1	2-2	3-2	
8/30/08	Reading	Jose Tabata	11th	0	Single	1	4-4	5-4	
7/21/09	Reading	Ray Chang	10th	1	Single (PH)	1	5-5	6-5	
8/13/09	Portland	Brian Friday	10th	2	Single	1	8-8	9-8	
8/26/09	Trenton	Jonel Pacheco	9th	1	Double	1	3-3	4-3	
4/10/10	Harrisburg	Jose De Los Santos	10th	1	Double	1	0-0	1-0	
4/13/10	Richmond	Josh Harrison	14th	2	Single	1	0-0	1-0	
8/3/10	Akron	Chase d'Arnaud	10th	1	Single	1	2-2	3-2	
8/13/10	New Hampshire	Miles Durham	19th	1	Home Run	1	3-3	4-3	
8/24/10	Erie	Jordy Mercer	9th	1	Single	1	5-5	6-5	
8/28/10	Richmond	Miles Durham (2)	10th	2	Double	1	2-2	3-2	
5/2/11	Akron	Kris Watts	9th	1	Double	1	9-9	10-9	
5/22/11	Akron	Brock Holt	9th	2	Single	1	4-4	5-4	
6/15/11	New Britain	Jordy Mercer (2)	10th	1	Sacrifice Fly	1	10-10	11-10	
8/16/11	New Hampshire	Brock Holt (2)	9th	2	Single	1	1-1	2-1	
8/22/11	Richmond	Brock Holt (3)	9th	2	Walk	1	2-2	3-2	
9/4/11	Richmond	Josh Rodriguez	11th	1	Single	1	0-0	1-0	
5/31/12	Richmond	Robbie Grossman	11th	1	Single	1	4-4	5-4	
6/2/12 (2)	Portland	Jarek Cunningham	7th	1	Single	2	1-2	3-2	
6/14/12	Trenton	Jarek Cunningham (2)	9th	2	Double	2	5-6	7-6	
7/9/12	Binghamton	Brock Holt (4)	9th	1	Single	1	2-2	3-2	
7/29/12	New Hampshire	Adalberto Santos	10th	1	Single	1	2-2	3-2	

HISTORY RECORDS

DATE	OPPONENT	PLAYER	INN.	OUTS	ACTION	RBI	SCORE BEFORE	FINAL SCORE
8/29/12	Akron	Stefan Welch	9th	1	Walk	1	1-1	2-1
4/16/13	Richmond	Andrew Lambo	11th	1	Single	1	1-1	2-1
5/12/13	Richmond	Charlie Cutler	9th	2	Error	0	1-1	2-1
6/4/13	Reading	Andrew Lambo (2)	9th	2	Home Run	2	5-6	7-6
6/18/13	New Hampshire	Adalberto Santos (2)	10th	1	Single	1	4-4	5-4
8/1/13	Binghamton	Carlos Paulino	13th	1	Single	1	1-1	2-1
8/14/13	Portland	Mel Rojas Jr.	12th	2	Single	1	5-5	6-5
4/8/14	Akron	Willy Garcia	9th	1	Home Run	1	3-3	4-3
4/23/14	Harrisburg	Elias Diaz	9th	1	Sacrifice Fly (PH)	1	9-9	10-9
5/7/14	Bowie	Mel Rojas Jr. (2)	9th	1	Single	1	5-5	6-5
6/13/14	Reading	Alen Hanson	9th	0	Sacrifice bunt/error	0	4-4	5-4
7/7/14	Erie	Drew Maggi	10th	0	Single	1	3-3	4-3
8/12/14	Trenton	Gift Ngoepe	9th	1	Single	1	2-2	3-2
8/28/14	Andy Vasquez stole second, scored on a throwing error by Richmond catcher Eliezer Zambrano (0 outs in 9th)					2-2	3-2	
4/16/15	Akron	Eric Wood	11th	2	Walk	1	1-1	2-1
5/2/15	Erie	Josh Bell	9th	2	Home Run	3	2-3	5-3
5/14/15	Akron	Josh Bell (2)	9th	2	Walk	1	4-4	5-4
6/19/15	Harrisburg	Adam Frazier	10th	1	Hit By Pitch (PH)	1	3-3	4-3
7/21/15 (2)	Erie	Andy Vasquez	7th	2	Double	2	6-7	8-7
9/9/15***	Bowie	Jacob Stallings	9th	1	Single	1	7-7	8-7
5/26/16	Akron	Erich Weiss	9th	2	Double (PH)	2	1-2	3-2
6/16/16	A passed ball by Akron catcher Wilkin Castillo scored Harold Ramirez from third with no outs in the 9th					2-2	3-2	
6/28/16	Binghamton	Jose Osuna	9th	2	Double	1	7-7	8-8
7/27/16	A wild pitch by Erie pitcher Paul Voelker scored Stetson Allie with one out in the 9th						10-10	11-10
8/3/16	Richmond	Edwin Espinal	12th	1	Home Run	1	1-1	2-1
8/4/16	Richmond	Edwin Espinal (2)	10th	1	Sacrifice Fly	1	1-1	2-1
8/27/16	Erie	Stetson Allie	14th	1	Single	1	4-4	5-4
5/11/17	New Hampshire	Edwin Espinal (3)	9th	1	Hit By Pitch	1	3-3	4-3
5/30/17	Akron	Wyatt Mathisen	10th	2	Single	1	4-4	5-4
7/15/17	Bowie	Pablo Reyes	13th	0	Home Run	1	6-6	7-6
8/12/17 (1)	Trenton	Elvis Escobar	7th	0	Single	1	2-2	3-2
8/13/17	Trenton	Elvis Escobar (2)	10th	0	Single	1	4-4	5-4
9/4/17	Harrisburg	Mitchell Tolman	12th	1	Home Run	3	4-4	7-4
5/30/18	Akron	Stephen Alemais	9th	2	Single	1	3-3	4-3
5/31/18	Akron	Jin-De Jhang	9th	1	Single	1	3-3	4-3
6/7/18	Reading	Tyler Gaffney	9th	2	Single	1	0-0	1-0
7/8/18	Trenton	Logan Hill	9th	0	Single	1	2-2	3-2
7/26/18	Binghamton	Bryan Reynolds	9th	2	Home Run	3	5-7	8-7
4/11/19	Akron	Bligh Madris	12th	1	Single	1	2-2	3-2
6/1/19	New Hampshire	Hunter Owen	9th	0	Home Run	2	2-3	4-3
6/29/19 (2)	Binghamton	Chris Sharpe	9th	0	Single	1	3-3	4-3
7/4/19	Erie	Robbie Glendinning	10th	1	Double	2	4-5	6-5
8/6/19	Richmond	Jerrick Suiter	10th	1	Single	1	3-3	4-3
5/7/21	Bowie	Rodolfo Castro	10th	0	Single	1	4-4	5-4
6/25/21	Harrisburg	Mason Martin	9th	2	Home Run	2	2-3	4-3
8/18/21	Somerset	Daniel Amaral	9th	1	Home Run	2	4-5	6-5
4/24/22	New Hampshire	Andres Alvarez	9th	2	Single	1	4-4	5-4
5/13/22	Somerset	Aaron Shackelford	10th	0	Single	1	1-1	2-1
6/5/22	Bowie	Dylan Shockley	10th	1	Double	1	2-2	3-2
7/16/22	Richmond	Connor Scott	9th	1	Sacrifice Fly	1	0-0	1-0
8/5/22	Akron	Blake Sabol	9th	0	Sacrifice Fly	1	1-1	2-1
8/17/22 (2)	Harrisburg	Nick Gonzles	10th	0	Double	1	2-2	3-2
8/18/22	Harrisburg	Malcom Nuñez	9th	2	Home Run	3	5-5	8-5
4/23/23	Bowie	Lolo Sanchez	9th	1	Sacrifice Fly	1	4-4	5-4
5/12/23	Akron	Matt Gorski	10th	1	Fielder's Choice	1	1-1	2-1
5/31/23	Binghamton	Connor Scott	10th	1	Sacrifice Fly	1	3-3	4-3
7/5/23	Erie	Mason Martin	11th	2	Single	1	6-6	7-6
8/1/23	Richmond	Connor Scott	9th	2	Walk	1	0-0	1-0
8/24/23	Akron	Andres Alvarez	10th	1	Sacrifice Fly	1	1-1	2-1
8/26/23	Akron	Carter Bins	9th	2	Single	1	8-8	9-8
9/10/23	Harrisburg	Carter Bins	9th	1	Double	1	4-4	5-4

*** - Playoff Game PH - Pinch-hitter

HISTORY RECORDS

YOUNGEST CURVE PLAYERS

The Curve have fielded 14 players under the age of 21.

PLAYER	DEBUT	AGE	PLAYER	DEBUT	AGE
Andrew McCutchen	August 15, 2006	19 y, 10 m, 5 d	Tim Alderson	August 1, 2009	20 y, 8 m, 29 d
Jose Tabata	August 8, 2008	19 y, 11 m, 27 d	Jameson Taillon	August 21, 2012	20 y, 9 m, 3 d
Austin Meadows	Sept. 2, 2015	20 y, 3 m, 30 d	Alen Hanson	July 30, 2013	20 y, 9 m, 8 d
Ryan Doumit	August 3, 2001	20 y, 4 m, 0 d	Oneil Cruz	July 30, 2019	20 y, 9 m, 26 d
Anthony Solometo	June 17, 2023	20 y, 6 m, 15 d	Mike Connolly	April 9, 2003	20 y, 10 m, 7 d
Sean Burnett	April 4, 2003	20 y, 6 m, 18 d	Neil Walker	August 15, 2006	20 y, 11 m, 5 d
Luis Lorenzana	July 6, 1999	20 y, 7 m, 27 d	Bubba Chandler	Sept. 8, 2023	20 y, 11 m, 25 d

YEAR-BY-YEAR RECORD IN EXTRA-INNING GAMES

YEAR	OVERALL	PCT	HOME	ROAD
1999	5-9	.357	3-2	2-7
2000	8-5	.615	2-2	6-3
2001	3-5	.375	3-5	--
2002	4-3	.571	2-1	2-2
2003	7-10	.412	4-7	3-3
2004	7-5	.583	4-2	3-3
2005	6-6	.500	5-1	1-5
2006	5-7	.417	4-2	1-5
2007	6-7	.462	1-3	5-4
2008	9-4	.692	6-2	3-2
2009	5-8	.385	2-3	3-5
2010	8-4	.667	5-2	3-2
2011	4-8	.333	2-5	2-3
2012	4-5	.444	2-2	2-3
2013	6-2	.750	4-2	2-0
2014	3-10	.231	1-3	2-7
2015	3-8	.273	2-2	1-6
2016	6-2	.750	3-1	3-1
2017	9-9	.500	4-3	5-6
2018	5-7	.417	0-5	5-2
2019	7-4	.636	4-2	3-2
2021	7-1	.875	1-0	6-1
2022	7-5	.583	3-2	4-3
2023	7-7	.500	4-2	3-5
	141-141	.500	71-61	70-80

GAMES OF 15+ INNINGS (10)

19 INNINGS (2)

July 13, 2000 @ Norwich, W 6-5
August 13, 2010 vs. New Hamp., W 4-3

18 INNINGS (1)

June 11, 2015 @ Reading, L 8-7

17 INNINGS (0)

N/A

16 INNINGS (1)

August 27, 2000 @ Reading, W 4-2

15 INNINGS (6)

July 2, 2001 vs. Bowie, W 1-0
April 26, 2003 vs. Akron, L 4-3
June 8, 2003 vs. Harrisburg, W 2-1
September 1, 2005 @ Bowie, W 4-1
April 22, 2011 @ Richmond, W 11-5
August 28, 2017 @ Richmond, L 2-1

HISTORY RECORDS

IT KEEPS GOING & GOING...

The longest game in Altoona Curve history took place on July 13, 2000 in Norwich, Conn, when Altoona outlasted the Navigators, 6-5, in 19 innings. The game took six hours and 17 minutes to play. With the score tied 2-2, the Curve scored four times in the top of the 19th inning before they withstood a three-run comeback attempt in the bottom half of the frame to earn the win.

GAMES TIED 0-0 ENTERING EXTRA INNINGS (20)

April 15, 2000 vs. Reading, L 3-0 (10)	June 6, 2009 vs. Akron (1), L 1-0 (9)	April 13, 2013 vs. Harrisburg, L 3-1 (10)
July 2, 2001 vs. Bowie, W 1-0 (15)	April 10, 2010 vs. Harrisburg, W 1-0 (10)	May 30, 2014 vs. New Hamp., L 1-0 (12)
May 26, 2002 vs. Trenton, L 2-1 (12)	April 13, 2010 vs. Richmond, W 1-0 (14)	Sept. 5, 2016 @ Richmond, W 2-0 (10)
June 24, 2006 @ Akron, W 1-0 (10)	July 27, 2010 @ Erie, L 2-0 (13)	April 20, 2019 @ Richmond (2), W 1-0 (8)
July 2, 2006 vs. Akron, W 1-0 (10)	June 24, 2011 @ Harrisburg, L 2-0 (10)	August 14, 2019 @ Harrisburg, W 3-0 (10)
June 6, 2008 vs. Connecticut, W 1-0 (10)	Sept. 4, 2011 vs. Richmond, W 1-0 (11)	August 24, 2023 vs. Akron, W 2-1 (10)
July 31, 2008 @ Trenton, L 1-0 (10)	May 5, 2012 vs. Richmond (1), L 1-0 (8)	

CRAZY 8s

In 2010, Curve outfielder Alex Presley had an unprecedented day at the plate on May 24 in Akron. The Monroe, La. native exploded for eight RBI to surpass Curve legend Adam Hyzdu for the most RBI in one game in franchise history. That feat was duplicated in 2013 by another Curve OF in Alex Dickerson, who tied the mark on July 26 in Manchester, N.H. against the Fisher Cats. Dickerson was 3-for-6 that day with a home run and two runs scored. It was part of a big weekend in Manchester as it came one night after the Curve threw the second combined no-hitter in franchise history.

NO-HIT GAMES

THROWN BY THE CURVE (2)

Adrian Burnside, Neal McDade,	
Chris Spurling.....	4/23/02 vs. Akron
Ethan Hollingsworth, Jason Townsend,	
Jhonathan Ramos,	
Ryan Beckman.....	7/25/13 @ New Hampshire

5+ RBI GAMES (64)

Adam Hyzdu	5/14/99 vs. Harrisburg (5)
Garrett Long	5/29/99 vs. Portland (6)
Adam Hyzdu	6/25/99 @ New Britain (7)
Craig Wilson	7/4/99 @ Erie (5)
Kevin Haverbush	7/18/99 @ Reading (5)
Craig Wilson	9/4/99 @ Erie (6)
Adam Hyzdu	5/5/00 @ Bowie (7)
Adam Hyzdu	8/7/00 vs. Erie (5)
Eddy Furniss	8/10/00 @ Reading (5)
B.J. Barns	8/6/01 @ Erie (5)
J.J. Davis.....	7/21/02 vs. Bowie (5)
Tony Alvarez.....	7/24/02 vs. Harrisburg (6)
Shawn Garrett.....	8/9/02 vs. Harrisburg (5)
Shawn Garrett.....	4/21/03 @ Erie (5)
Chan Perry.....	7/18/03 @ Erie (5)
Ray Sadler	5/14/04 vs. Akron (5)
Chris Duffy.....	6/5/04 @ Akron (5)
Josh Bonifay	6/5/04 @ Akron (6)
Josh Bonifay	8/4/04 @ Akron (5)
Brad Eldred	8/7/04 vs. Harrisburg (5)
Brad Eldred	8/15/04 @ Reading (6)
Brad Eldred	4/29/05 vs. Trenton (6)
Simon Pond	4/14/06 @ Reading (5)
Vic Buttler.....	5/17/06 vs. Reading (6)
Brant Ust.....	5/24/06 vs. Bowie (5)
Brett Roneberg	7/29/06 @ Connecticut (6)
Steven Pearce.....	6/7/07 @ New Britain (5)
Steven Pearce.....	6/13/07 vs. New Britain (5)
Neil Walker.....	6/28/07 vs. Trenton (5)
Miguel Perez.....	6/8/08 vs. Connecticut (5)
Jamie Romak.....	8/15/08 @ New Hampshire (6)
Shelby Ford	8/8/09 @ New Hampshire (5)
Alex Presley.....	4/19/10 @ Akron (5)
Shelby Ford	5/15/10 @ Richmond (5)
Alex Presley.....	5/24/10 @ Akron (8)
Hector Gimenez.....	6/2/10 @ New Britain (5)
Kris Watts.....	8/7/10 @ Harrisburg (5)
Starling Marte.....	4/22/11 @ Richmond (6)
Jordy Mercer.....	5/11/11 @ Harrisburg (5)
Robbie Grossman	7/22/12 vs. Erie Gm. #1 (5)
Alex Dickerson	6/2/13 @ Portland (7)
Alex Dickerson	7/26/13 @ New Hampshire (8)
Stetson Allie	4/23/14 vs. Harrisburg (5)
Willy Garcia.....	6/3/14 vs. Binghamton (5)
Keon Broxton.....	4/24/15 @ Erie (6)
Josh Bell.....	5/2/15 vs. Erie (5)
Stetson Allie	7/21/15 vs. Erie Gm. #1 (5)
Jose Osuna.....	8/22/15 @ Bowie (6)
Erich Weiss.....	8/12/16 @ New Hampshire (7)
Edwin Espinal.....	8/29/16 vs. Binghamton (5)
Jin-De Jhang	8/3/17 vs. Erie (5)
Will Craig.....	6/12/18 @ Binghamton (5)
Jordan George.....	7/28/18 vs. Binghamton (5)
Hunter Owen	4/5/19 @ Akron (5)
Jared Oliva.....	7/13/19 @ Erie (5)
Jason Delay.....	8/21/19 vs. Hartford (5)
Mason Martin	7/6/21 vs. Akron (5)
Cal Mitchell.....	8/24/21 vs. Richmond (5)
Jack Suwinski	4/23/22 vs. New Hampshire (5)
Andres Alvarez.....	6/2/22 vs. Bowie (5)
Aaron Shackelford.....	6/17/22 vs. Erie (5)
Andres Alvarez.....	5/25/23 vs. Hartford (6)
Connor Scott.....	5/28/23 vs. Hartford (6)
Matt Fraizer	6/1/23 vs Binghamton (5)

5+ HIT GAMES (16)

Humberto Cota.....	8/13/00 @ Bowie (5-for-6)
Adrian Brown.....	5/8/01 vs. Bowie (5-for-5)
Tony Alvarez.....	5/3/02 vs. Bowie (5-for-5)
Jose Castillo.....	5/7/03 @ Akron (5-for-6)
Jeff Keppinger.....	6/16/04 @ Harrisburg (5-for-6)
Rajai Davis.....	7/27/05 vs. Binghamton (5-for-6)
Brett Roneberg	5/3/06 @ Erie (5-for-6)
Jason Delaney.....	7/18/07 vs. Bowie (5-for-5)
Melvin Dorta.....	4/18/08 vs. Erie (5-for-5)
Shelby Ford	6/8/08 vs. Connecticut (5-for-6)
Melvin Dorta.....	7/11/08 @ Erie (5-for-6)
Dan Gamache.....	5/25/15 @ New Hampshire (5-for-5)
Stetson Allie	7/27/16 vs. Erie (5-for-5)
Elvis Escobar.....	6/20/17 vs. Trenton (5-for-5)
Wyatt Mathisen.....	8/3/17 vs. Trenton (5-for-5)
Cal Mitchell.....	8/24/21 vs. Richmond (5-for-6)

THROWN AGAINST THE CURVE (8)

Sean Douglass,	
Jimmy Hamilton.....	4/19/00 vs. Bowie [7 inn.]
Dave Crouthers, Andy Mitchell,	
Jacobo Sequea.....	8/19/04 vs. Bowie
Brett Smith.....	7/4/07 @ Trenton [5 inn.]
Carlos Carrasco.....	8/21/07 @ Reading [6 inn.]
Chuck James, Cole Kimball,	
Zech Zinicola.....	6/10/10 vs. Harrisburg [7 inn.]
Giovanni Soto.....	7/15/12 @ Akron
Casey Mize.....	4/29/19 vs. Erie
Brian Keller.....	8/1/19 @ Trenton [7 inn.]

COMPLETE-GAME SHUTOUTS (29)

Bronson Arroyo.....	6/8/99 vs. Bowie (11 hits)
Stephen Sparks.....	6/4/00 @ Harrisburg (4 hits)
Sam McConnell.....	6/13/00 @ Bowie (5 hits)
Wilson Guzman.....	6/17/00 @ Akron Gm #2 (2 hits) [7 inn.]
Stephen Sparks.....	7/7/00 vs. Reading (5 hits)
Justin Reid.....	7/20/01 vs. New Haven (4 hits)
Mike Gonzalez.....	8/18/01 @ Harrisburg (6 hits)
John Grabow.....	6/13/02 vs. Erie (5 hits)
Brian O'Connor.....	7/23/02 vs. Harrisburg Gm #2 (4 hits) [7 inn.]
Brad Guy.....	8/29/02 @ Erie (3 hits)
Sean Burnett.....	6/18/03 vs. Trenton (2 hits)
Ian Snell.....	4/27/04 @ Norwich Gm #1 (3 hits) [7 inn.]
Ian Snell.....	9/3/04 @ New Britain Gm #1 (5 hits) [7 inn.]
Tom Gorzelanny.....	6/26/05 vs. New Britain (3 hits)
Tom Gorzelanny.....	9/9/05 vs. Akron (4 hits)***
Landon Jacobsen.....	6/22/06 @ Harrisburg (3 hits) [6 inn.]
Luis Munoz.....	6/28/07 vs. Trenton (5 hits) [7 inn.]
Dewon Brazelton.....	8/31/07 @ Erie (3 hits) [7 inn.]^
Brad Lincoln.....	5/21/09 @ Bowie (2 hits)
Sean Smith.....	6/6/09 vs. Akron Gm. #2 (4 hits) [7 inn.]
Aaron Pribanic.....	5/21/11 vs. Akron Gm. #1 (7 hits) [7 inn.]
Phil Irwin.....	7/27/12 vs. New Hamp. Gm. #1 (2 hits) [7 inn.]
Adrian Sampson.....	7/18/14 vs. Bowie (1 hit)
Mitch Keller.....	9/7/17 @ Bowie (1 hit)***
Taylor Hearn.....	6/26/18 vs. Harrisburg Gm #1 (4 hits) [7 inn.]
James Marvel.....	4/20/19 @ Richmond Gm. #1 (1 hit) [7 inn.]
Domingo Robles.....	6/8/19 vs. Akron Gm. #1 (4 hits) [7 inn.]
Sean Brady.....	8/23/19 @ Bowie (7 hits)
Domingo Robles.....	8/26/19 vs. Akron (5 hits)

***Indicates E.L. Playoff Game

^Suspended game from 8/19/07 completed on 8/31

10+ STRIKEOUT GAMES (34)

Paul Ah Yat.....	4/25/99 @ Bowie (10)
Paul Ah Yat.....	6/1/99 @ Norwich (11)
Bronson Arroyo.....	7/19/99 vs. Erie (10)
Joe Beimel.....	9/4/00 vs. Akron (11)
Jason Schmidt.....	4/13/01 vs. Erie (10)
Adrian Burnside.....	4/17/02 vs. Erie (11)
Ben Shaffar.....	6/14/02 @ Bowie (10)
Ian Snell.....	5/2/04 vs. Erie (12)
Ian Snell.....	8/12/04 @ New Hampshire (11)
Ian Snell.....	9/3/04 @ New Britain (10)
Tom Gorzelanny.....	8/2/05 @ Erie (10)
Tom Gorzelanny.....	9/9/05 vs. Akron (13)***
Luis Munoz.....	5/7/07 vs. Erie (10)
Kip Bouknight.....	8/30/07 vs. Reading (10)
Rudy Owens.....	5/4/10 @ Richmond (11)
Justin Wilson.....	8/14/10 vs. New Hampshire (11)
Jeff Locke.....	4/25/11 @ Harrisburg (10)
Kyle McPherson.....	7/30/11 @ Portland (10)
Jameson Taillon.....	4/12/13 vs. Harrisburg (10)
Jameson Taillon.....	5/19/13 @ Richmond (10)
David Bromberg.....	6/12/13 @ New Britain Gm. #2 (12)
Steven Brault.....	7/6/15 vs. Harrisburg (10)
Tyler Glasnow.....	7/21/15 vs. Erie (10)
Tyler Glasnow.....	7/26/15 vs. Akron (12)
J.T. Brubaker.....	7/13/17 vs. Portland (10)
Mitch Keller.....	9/1/17 vs. Harrisburg (11)
Taylor Hearn.....	6/14/18 @ Binghamton (10)
Cam Vieaux.....	5/22/19 @ New Hampshire (10)
Cam Vieaux.....	8/29/19 vs. Akron (10)
Roansy Contreras.....	5/4/21 vs. Bowie (11)
Roansy Contreras.....	5/11/21 @ Binghamton (11)
Roansy Contreras.....	6/15/21 @ Erie (10)
Luis Ortiz.....	8/26/22 @ Bowie (10)
Kyle Nicolas.....	5/23/23 @ Richmond (10)

***Indicates E.L. Playoff Game

HOME RUN HISTORY



GRAND SLAMS (48)

Kevin Haverbusch	4/13/99 @ Harrisburg
Steve Bieser	6/3/99 @ Binghamton
Alex Hernandez	6/15/99 vs. Binghamton
Adam Hyzdu	6/25/99 @ New Britain
Craig Wilson	7/4/99 @ Erie
Kory DeHaan	7/15/99 @ Reading
Rob Mackowiak	5/21/00 vs. New Britain
Rob Mackowiak (2)	6/15/00 @ Bowie
Rob Mackowiak (3)	6/21/00 @ Erie
Adam Hyzdu (2)	7/15/00 @ Norwich
Tracy Sanders	8/28/00 @ Reading
Lee Evans	6/10/01 vs. Reading
Tony Alvarez	6/10/01 vs. Reading
Tony Derosso	5/6/02 @ Reading
Tony Derosso (2)	7/14/02 @ Akron
Shawn Garrett	8/9/02 vs. Harrisburg
Chan Perry	7/18/03 @ Erie
Ray Sadler	5/14/04 vs. Akron
Josh Bonifay	6/5/04 @ Akron
Ray Sadler	6/12/04 @ Reading
Brad Eldred	8/15/04 @ Reading
Brad Eldred (2)	8/23/04 @ Erie
Carlos Maldonado	4/27/05 @ Erie
Brad Eldred (3)	4/29/05 vs. Trenton
Rich Thompson	8/22/05 @ Bowie
Brett Romeberg	5/12/06 vs. Binghamton
Vic Buttler	5/17/06 vs. Reading
Ray Sadler (2)	6/6/06 @ Portland
Brett Roneberg (2)	7/29/06 @ Connecticut
Steven Pearce	6/13/07 vs. New Britain
Neil Walker	6/28/07 vs. Trenton
Anthony Webster	7/11/08 @ Erie
Shelby Ford	8/8/09 @ New Hamp.
Miles Durham	7/26/10 @ Erie
Andrew Lambo	8/27/12 vs. Akron
Alex Dickerson	6/2/13 @ Portland
Stetson Allie	4/23/14 vs. Harrisburg
Keon Broxton	4/24/15 @ Erie
Stetson Allie (2)	7/21/15 vs. Erie (1)
Barrett Barnes	9/9/15 vs. Bowie***
Jonathan Schwind	8/17/16 @ Portland
Bryan Reynolds	6/13/18 @ Binghamton
Alfredo Reyes	8/23/18 vs. Harrisburg
Cole Tucker	9/7/18 vs. Akron***
Hunter Owen	4/5/19 @ Akron
Chris Sharpe	6/30/19 vs. Binghamton
Conor Kaiser	7/13/21 vs. Binghamton
Andres Alvarez	5/25/23 vs. Hartford

***Indicates E.L. Playoff Game

INSIDE-THE-PARK HOME RUNS (7)

Garrett Long	7/28/00 @ New Britain (solo)
Andrew McCutchen	5/21/07 @ Akron (solo)
James Boone	4/18/08 vs. Erie (solo)
Mel Rojas Jr.	4/5/13 @ Erie (solo)
Alex Dickerson	4/7/13 @ Erie (2-run)
Will Craig	4/10/18 vs. Harrisburg (3-run)
Carter Bins	4/23/22 vs. New Hampshire (solo)

HOME RUNS HIT BY CURVE PITCHERS (7)

Aaron France	April 12, 1999 @ Harrisburg (solo)
Alex Pena	August 30, 1999 vs. Reading (solo)
Randy Galvez	April 26, 2001 @ Harrisburg (solo)
Tim Alderson	August 19, 2009 @ Harrisburg (solo)
Tim Alderson (2)	July 1, 2010 @ Reading (2-run)
Alex McRae	April 30, 2017 vs. Harrisburg (solo)
Beau Sulser	May 14, 2019 @ Binghamton (solo)

LEAD-OFF HOME RUNS (41)

Kevin Nicholson	7/7/03 vs. Norwich
Nyjer Morgan	8/24/06 @ Harrisburg
Jason Bowers	7/15/07 vs. Akron
Jason Bowers (2)	8/31/07 @ Erie
James Boone	4/13/08 @ Reading
James Boone (2)	4/21/08 vs. Akron
Angel Gonzalez	7/26/08 @ Harrisburg (2)
Shelby Ford	8/16/08 @ New Hamp.
Brian Friday	5/16/09 vs. Akron (1)
Jim Negrych	7/1/09 @ Reading
Chase d'Arnaud	7/31/10 @ Richmond
Starling Marte	7/26/11 @ Reading
Starling Marte (2)	8/11/11 @ New Britain
Robbie Grossman	6/17/12 @ Binghamton
Robbie Grossman (2)	6/26/12 @ Binghamton
Andy Vasquez	7/18/13 vs. Erie
Alen Hanson	5/1/14 @ Erie (1)
Drew Maggi	6/21/14 @ Portland (2)
Alen Hanson (2)	7/2/14 @ Bowie
Alen Hanson (3)	7/5/14 vs. Harrisburg
Alen Hanson (4)	8/19/14 @ Akron
Adam Frazier	9/6/15 @ Binghamton
Elvis Escobar	9/1/16 vs. Binghamton
Pablo Reyes	4/8/17 @ Harrisburg (2)
Kevin Newman	5/22/17 vs. Akron
Kevin Newman (2)	6/28/17 @ Bowie
Cole Tucker	8/28/18 vs. Trenton
Cole Tucker (2)	9/6/18 @ Akron***
Jared Oliva	5/3/19 @ Richmond
Jonah Davis	5/15/21 @ Binghamton
Jonah Davis (2)	7/15/21 vs. Binghamton
Nick Gonzales	4/29/22 @ Akron
Andres Alvarez	5/21/22 vs. Richmond
Matt Fraizer	6/23/22 @ New Hampshire
Jared Triolo	8/10/22 @ Binghamton
Jared Triolo (2)	8/14/22 @ Binghamton
Jared Triolo (3)	8/18/22 vs. Harrisburg
Liover Peguero	6/15/23 @ Somerset
Liover Peguero (2)	6/21/23 vs. Bowie (2)
Jackson Glenn	7/22/23 vs. Reading
Jackson Glenn (2)	8/20/23 @ Bowie

***Indicates E.L. Playoff Game

PINCH-HIT HOME RUNS (18)

Adam Hyzdu	7/2/00 @ Harrisburg (solo)
Mike Stoner	8/5/01 vs. Harrisburg (solo)
Tony DeRosso	5/6/02 @ Reading (grand slam)
Jonel Pacheco	6/11/08 @ New Britain (2-run)
Jonel Pacheco (2)	4/22/09 vs. Reading (solo)
Jason Delaney	5/30/09 @ Trenton (solo)
Pedro Alvarez	7/13/09 @ Bowie (solo)
Jeff Corsaletti	7/19/09 vs. Harrisburg (solo)
Anthony Norman	7/15/10 @ Harrisburg (2-run)
Brandon Jones	7/17/10 @ Harrisburg (2-run)
Justin Howard	7/4/14 vs. Harrisburg (2-run)
Dan Gamache	5/8/15 @ Harrisburg (2-run)
Jordan Luplow	5/17/17 @ Binghamton (2-run)
Chase Simpson	6/7/17 @ Harrisburg (3-run)
Jonathan Schwind	8/9/17 vs. Reading (3-run)
Jonathan Schwind	9/4/17 vs. Harrisburg (solo)
Darnell Sweeney	8/13/19 @ Harrisburg (solo)
Deon Stafford	6/3/21 @ Richmond (solo)

THREE HOME RUN INNINGS (10)

3rd inn., 7/10/99 vs. Akron	A. Hyzdu/G. Long/R. Mackowiak
6th inn., 6/8/04 vs. Harrisburg	R. Paulino/K. Nicholson/R. Sadler
6th inn., 4/29/05 vs. Trenton	R. Sadler/J. Bautista/B. Eldred
8th inn., 4/14/06 @ Reading	R. Alvarez/S. Pond/J. Guzman
3rd inn., 8/31/08 vs. Reading	J. Tabata/J. Pacheco/J. Boone
9th inn., 7/17/10 @ Harrisburg	H. Gimenez/B. Jones/M. Hague
4th inn., 5/22/13 @ Reading	A. Lambo/C. Cutler/J. Howard
2nd inn., 6/2/13 @ Portland	A. Lambo/J. Cunningham/A. Dickerson
2nd inn., 7/23/14 @ New Britain	K. Broxton/G. Noepe/C. Paulino
5th inn., 6/30/21 @ Hartford	C. Mitchell/O. Cruz/R. Castro

HISTORY/RECORDS

GOING, GOING, GONE

Led by Aaron Shackelford's 26 home runs, the 2022 Altoona Curve set a new franchise record with 143 home runs in 137 games; Shackelford's total was the most among Pirates minor league players and the second-highest in franchise history. Andres Alvarez added 20 home runs of his own as part of the first 20/20 season in franchise history, matching the franchise record for most players with 20 or more home runs in a season (two). Blake Sabol (14) and Liover Peguero (10) also reached double-digits in homers during the 2022 season. Connor Scott set the record with a two-homer game in the penultimate game of the season against Reading on Saturday, September 17.

TWO-HOME RUN GAMES (127)

Garrett Long	4/24/99 @ Bowie
Adam Hyzdu	5/20/99 @ Bowie
Garrett Long (2)	5/29/99 vs. Portland
Adam Hyzdu (2)	6/25/99 @ New Britain
Tike Redman	7/4/99 @ Erie
Garrett Long (3)	7/16/99 @ Reading
Adam Hyzdu (3)	8/16/99 @ Portland
Craig Wilson	9/4/99 @ Erie
Kevin Haverbusch	4/9/00 vs. Harrisburg
Derrick Lankford	4/24/00 @ Harrisburg
Adam Hyzdu (4)	5/5/00 @ Bowie
Humberto Cota	5/14/00 @ Trenton
Alex Hernandez	6/3/00 @ Harrisburg (solo, solo)
Adam Hyzdu (5)	7/2/00 @ Harrisburg (solo, 2-run)
Rico Washington	7/28/00 @ New Britain
Adam Hyzdu (6)	8/7/00 vs. Erie
Rico Washington (2)	8/10/00 @ Reading
Eddy Furniss	8/10/00 @ Reading
Darren Burton	6/15/01 @ Erie (solo, solo)
B.J. Barns	8/6/01 @ Erie
Dan Meier	8/19/01 @ Harrisburg (solo, solo)
Dan Meier (2)	4/27/02 @ Erie
Tony Alvarez	7/24/02 vs. Harrisburg
Victor Rodriguez	7/25/02 @ Erie (2)
J.J. Davis	7/26/02 @ Erie
Tony Alvarez (2)	7/28/02 @ Erie
J.J. Davis (2)	8/5/02 vs. Erie
Shawn Garrett	4/21/03 @ Erie (1)
Shawn Garrett (2)	5/2/03 @ Reading
Chan Perry	6/29/03 @ Portland
Brett Roneberg	7/19/03 @ Erie (1)
Ronny Paulino	7/29/03 @ Erie (2) (solo, solo)
Kevin Nicholson	9/4/03 @ Akron (solo, solo)***
Chris Duffy	6/5/04 @ Akron
Ray Sadler	6/8/04 vs. Harrisburg (solo, solo)
Ray Sadler (2)	6/12/04 @ Reading (grand slam, solo)
Ronny Paulino (2)	7/12/04 @ Portland (solo, solo)
Ray Sadler (3)	7/12/04 @ Portland (solo, solo)
Josh Bonifay	8/4/04 @ Akron
Brad Eldred	8/7/04 vs. Harrisburg
Tom Evans	8/10/04 @ New Hampshire
Brad Eldred (2)	8/12/04 @ New Hampshire
Jorge Cortes	8/12/04 @ New Hampshire (solo, solo)
Brad Eldred (3)	8/15/04 @ Reading
Brad Eldred (4)	4/10/05 @ Reading (2-run, 2-run)
Victor Mercedes	4/25/05 @ Erie (solo, solo)
Brad Eldred (5)	5/2/05 vs. Reading (2-run, 2-run)
Josh Bonifay (2)	5/3/05 vs. Reading (solo, 2-run)
Ronny Paulino (3)	5/4/05 vs. Reading (2-run, solo)
Josh Bonifay (3)	5/15/05 vs. New Hampshire (2-run, solo)
Josh Bonifay (4)	6/14/05 @ Norwich (2-run, solo)
Tom Evans (2)	6/22/05 vs. Bowie (solo, 2-run)
Craig Stansberry	8/14/05 @ Reading (solo, 2-run)
Craig Stansberry (2)	9/5/05 @ Bowie (solo, solo)
Adam Boeve	9/11/05 @ Akron (solo, 2-run)***
Simon Pond	4/10/06 vs. Erie (2-run, solo)
Brant Ust	5/24/06 vs. Bowie (3-run, 2-run)
Neil Walker	5/27/07 @ Bowie (2-run, 2-run)
Brett Roneberg (2)	6/12/07 vs. New Britain (solo, 2-run)
Steve Pearce	6/12/07 vs. New Britain (3-run, solo)
Adam Boeve (2)	6/25/07 @ Reading (solo, solo)
Adam Boeve (3)	7/16/07 vs. Bowie (2-run, solo)
Jason Delaney	7/16/07 vs. Bowie (solo, solo)
Russ Johnson	8/22/07 @ Reading (solo, solo)
James Boone	4/18/08 vs. Erie (solo, solo)
Melvin Dorta	7/25/08 @ Harrisburg (2-run, solo)
Jamie Romak	8/15/08 @ New Hampshire (2-run, 2-run)
Hector Gimenez	5/13/09 @ Harrisburg (solo, 2-run)
Jamie Romak (2)	6/20/09 vs. Connecticut (solo, 2-run)
Jonel Pacheco	6/28/09 vs. Bowie (3-run, solo)
Pedro Alvarez	8/27/09 vs. Trenton (2-run, solo)
Hector Gimenez (2)	5/5/10 @ Richmond (solo, 2-run)
Shelby Ford	5/15/10 @ Richmond (2-run, 3-run)
Alex Presley	5/24/10 @ Akron (3-run, 2-run)
Hector Gimenez (3)	6/2/10 @ New Britain (2-run, 2-run)
Josh Harrison	8/19/10 @ Portland (solo, 2-run)
Matt Hague	8/31/10 @ Bowie (solo, 2-run)
Jordy Mercer	5/11/11 @ Harrisburg (3-run, solo)
Jordy Mercer (2)	6/5/11 vs. Portland (solo, 2-run)
Quincy Latimore	7/9/11 vs. Bowie (solo, 2-run)
Quincy Latimore (2)	8/13/11 vs. Reading (solo, solo)
Kelson Brown	6/25/12 vs. Akron (solo, solo)
Stefan Welch	7/1/12 @ Binghamton (2-run, 2-run)
Adalberto Santos	7/23/12 @ Reading (solo, 2-run)
Andrew Lambo	8/18/12 @ New Hampshire (2-run, solo)
Alex Dickerson	6/2/13 @ Portland (grand slam, 2-run)
Jarek Cunningham	6/2/13 @ Portland (solo, solo)
Justin Howard	8/17/13 @ Erie (1) (solo, solo)
Stetson Allie	4/23/14 vs. Harrisburg (solo, grand slam)
Keon Broxton	5/8/14 @ Akron (solo, 2-run)
Willy Garcia	5/22/14 vs. Akron (solo, 3-run)
Stetson Allie (2)	5/25/14 @ Erie (solo, 2-run)
Willy Garcia (2)	6/30/14 @ Bowie (2-run, solo)
Keon Broxton (2)	8/19/14 @ Akron (solo, 3-run)
Willy Garcia (3)	6/3/15 vs. New Britain (solo, solo)

Erich Wood	5/12/16 @ Richmond (solo, solo)
Anderson Feliz	9/7/16 vs. Akron (solo, solo)***
Jordan Luplow	4/11/17 @ Richmond (solo, solo)
Kevin Kramer	4/13/17 vs. Akron (solo, solo)
Jordan Luplow (2)	5/29/17 @ Erie (solo, solo)
Pablo Reyes	7/15/17 vs. Bowie (solo, solo)
Logan Hill	6/24/18 @ Erie (solo, 2-run)
Will Craig	7/20/18 @ Reading (1) (3-run, solo)
Bryan Reynolds	7/20/18 @ Reading (1) (2-run, solo)
Jordan George	8/4/18 vs. Akron (2-run, solo)
Chris Sharpe	8/13/19 @ Harrisburg (solo, 2-run)
Jason Delay	8/21/19 vs. Hartford (3-run, 2-run)
Rodolfo Castro	6/5/21 @ Richmond (2-run, 2-run)
Mason Martin	6/17/21 @ Erie (solo, 2-run)
Cal Mitchell	6/30/21 @ Hartford (2-run, solo)
Mason Martin (2)	7/3/21 @ Hartford (1) (2-run, solo)
Mason Martin (3)	7/6/21 vs. Akron (3-run, solo)
Jack Suwinski	8/20/21 vs. Somerset (solo, solo)
Blake Sabol	5/17/22 vs. Richmond (2-run, 2-run)
Aaron Shackelford	6/17/22 vs. Erie (3-run, 2-run)
Aaron Shackelford (2)	7/15/22 vs. Richmond (solo, solo)
Andres Alvarez	8/2/22 vs. Akron (solo, solo)
Endy Rodriguez	9/1/22 vs. Akron (2-run, solo)
Connor Scott	9/17/22 vs. Reading (solo, 3-run)
Mason Martin (4)	4/12/23 @ Erie (2-run, solo)
Henry Davis	4/23/23 vs. Bowie (solo, solo)
Henry Davis (2)	5/9/23 vs. Akron (solo, solo)
Liover Peguero	5/20/23 @ Bowie (solo, 2-run)
Andres Alvarez	5/25/23 vs. Hartford (2-run, GS)
Liover Peguero (2)	6/28/23 @ Harrisburg (solo, solo)
Matt Gorski	7/4/23 vs. Erie (solo, 2-run)
Tsung-Che Cheng	9/3/23 @ Erie (3-run, solo)

***Indicates E.L. Playoff Game

HISTORY/RECORDS

BACK-TO-BACK HOME RUNS (52)

Adam Hyzdu/Garrett Long	7/10/99 vs. Akron (3rd inn.)
Kevin Haverbusch/Mike Robertson	7/11/99 vs. Akron (8th inn.)
Kevin Haverbusch/Rob Mackowiak	8/8/99 vs. Erie (5th inn.)
Craig Wilson/Yamid Haad	8/9/99 vs. New Britain (4th inn.)
Humberto Cota/Eddy Furniss	6/7/00 vs. Erie (2nd inn.)
Adam Hyzdu/Shawn Lankford	8/3/00 @ Portland (4th inn.)
Rob Mackowiak/Humberto Cota	8/18/00 vs. Harrisburg (1st inn.)
Rich Paz/Dan Meier	8/19/01 @ Harrisburg (4th inn.)
Dan Meier/Carlos Rivera	4/27/02 @ Erie (5th inn.)
Shawn Garrett/Jose Castillo	7/29/03 vs. New Britain (1st inn.)
R. Paulino/K. Nicholson/R. Sadler	6/8/04 vs. Harrisburg (6th inn.)
Josh Bonifay/Brad Eldred	4/26/05 @ Erie (1st inn.)
Ray Sadler/Jose Bautista	4/29/05 vs. Trenton (6th inn.)
Josh Bonifay/Ronny Paulino	5/10/05 vs. Harrisburg (7th inn.)
Josh Bonifay/Jorge Cortes	6/11/05 vs. Akron (1) (6th inn.)
Josh Bonifay/Jorge Cortes	7/6/05 vs. Erie (8th inn.)
Paul Chiffredo/Craig Stansberry	7/17/05 @ Erie (8th inn.)
Jose Bautista/Jorge Cortes	8/9/05 vs. Bowie (2nd inn.)
Ray Sadler/Brandon Chaves	8/20/06 vs. Harrisburg (2nd inn.)
Steve Pearce/Neil Walker	5/2/07 @ Connecticut (2nd inn.)
Brett Roneberg/Steve Pearce	6/12/07 vs. New Britain (4th inn.)
Adam Boeve/Jason Delaney	7/16/07 vs. Bowie (4th inn.)
Jamie Romak/Steve Lerud	4/30/09 @ Reading (5th inn.)
Miles Durham/Brian Friday	7/6/09 vs. Bowie (7th inn.)
Jonel Pacheco/Miles Durham	8/23/09 @ Bowie (2) (4th inn.)
Hector Gimenez/Alex Presley	5/30/10 vs. Reading (6th inn.)
Andrew Lambo/Matt Hague	8/7/10 @ Harrisburg (4th inn.)
Chase d'Arnaud/Josh Harrison	8/29/10 vs. Richmond (5th inn.)
Chase d'Arnaud/Josh Harrison	9/10/10 @ Harrisburg (7th inn.)***
Eric Fryer/Miles Durham	5/28/11 @ Binghamton (2nd inn.)
Quincy Latimore/Jordy Mercer	6/2/11 @ Trenton (5th inn.)
Jeremy Farrell/Evan Chambers	6/16/12 @ Binghamton (4th inn.)
Jarek Cunningham/Quincy Latimore	7/6/12 vs. Reading (7th inn.)
Adalberto Santos/Matt Curry	7/23/12 @ Reading (1st inn.)
Andrew Lambo/Charlie Cutler	5/22/13 @ Reading (4th inn.)
Andrew Lambo/Jarek Cunningham	6/2/13 @ Portland (2nd inn.)
Gregory Polanco/Alex Dickerson	7/5/13 vs. Erie (3rd inn.)
Justin Howard/Jarek Cunningham	8/17/13 @ Erie (1) (4th inn.)
Alen Hanson/Gift Ngoepe	5/11/14 @ Erie (1) (1st inn.)
Alen Hanson/Mel Rojas Jr.	5/11/14 @ Akron (1st inn.)
K. Broxton/G. Ngoepe/C. Paulino	7/23/14 @ New Britain (2nd inn.)
Willy Garcia/Dan Gamache	6/7/15 @ Erie (9th inn.)
Jose Osuna/Stetson Allie	5/8/16 vs. Richmond (7th inn.)
Logan Hill/Jordan George	6/24/18 @ Erie (2nd inn.)
Will Craig/Bryan Reynolds	7/20/18 @ Reading (1) (7th inn.)
Logan Hill/Hunter Owen	5/15/19 @ Binghamton (6th inn.)
Hunter Owen/Bligh Madris	6/3/19 @ Erie (9th inn.)
Oneil Cruz/Mason Martin	5/29/21 vs. Erie (2) (6th inn.)
O. Cruz/Canaan Smith-Njigba	6/12/21 vs. Akron (5th inn.)
Rodolfo Castro/Mason Martin	6/17/21 @ Erie (1st inn.)
Mason Martin/Daniel Amaral	7/24/21 @ Somerset (7th inn.)
Aaron Shackelford/Andres Alvarez	5/22/22 vs. Richmond (1st inn.)
Blake Sabol/Aaron Shackelford	7/15/22 vs. Richmond (1st inn.)
Domingo Leyba/Matt Fraizer	4/11/23 @ Erie (2nd inn.)

***Indicates E.L. Playoff Game

Only players making major league debut AFTER playing for Altoona are included
 Players are listed in order of their MLB debuts

PLAYER	ALT YEAR(S)	MLB DEBUT	MLB SERVICE
Yamid Haad, C	1999-01	7/5/1999	Pittsburgh ('99), San Francisco ('05)
Kory DeHaan, OF	1999	4/25/2000	San Diego ('00, '02)
Brian O'Connor, LHP	1999-00, '02	5/13/2000	Pittsburgh ('00)
Bronson Arroyo, RHP	1999	6/12/2000	Pittsburgh ('00-02), Boston ('03-05), Cincinnati ('06-13, '17), Arizona ('14)
Kane Davis, RHP	1999	6/12/2000	Cleveland ('00), Milwaukee ('00, '05), Colorado ('01), New York-NL ('02), Philadelphia ('07)
Tike Redman, OF	1999	6/30/2000	Pittsburgh ('00-01, '03-05), Baltimore ('07)
Stephen L. Sparks, RHP	2000-01	7/19/2000	Pittsburgh ('00)
Alex Hernandez, OF	1999-00	9/1/2000	Pittsburgh ('00-01)
Adam Hyzdu, OF	1999-00	9/8/2000	Pittsburgh ('00-03), Boston ('04-05), San Diego ('05), Texas ('06)
Brian Smith, RHP	2000-01	9/11/2000	Pittsburgh ('00)
Jack Wilson, SS	2000, '08	4/3/2001	Pittsburgh ('01-09), Seattle ('09-11), Atlanta ('11-12)
Joe Beimel, LHP	2000, '11	4/8/2001	Pittsburgh ('01-03, '11), Minnesota ('04), Tampa Bay ('05), Los Angeles-NL ('06-08), Washington ('09), Colorado ('09-10), Seattle ('14-15)
Craig Wilson, C/1B	1999	4/22/2001	Pittsburgh ('01-06), New York-AL ('06), Atlanta ('07)
Rob Mackowiak, UTIL	1999-00	5/19/2001	Pittsburgh ('01-05), Chicago-AL ('06-07), San Diego ('07), Washington ('08)
Dave Williams, LHP	2001	6/6/2001	Pittsburgh ('01-02, '04-05), Cincinnati ('06), New York-NL ('06-07)
Jarrod Patterson, 3B	2000	6/16/2001	Detroit ('01), Kansas City ('03)
Luis Figueroa, INF	1999-00	6/27/2001	Pittsburgh ('01), Toronto ('06), San Francisco ('07)
Humberto Cota, C	2000	9/9/2001	Pittsburgh ('01-07)
Brendan Donnelly, RHP	1999	4/9/2002	Los Angeles-AL ('02-06), Boston ('07), Cleveland ('08), Florida ('09), Pittsburgh ('10)
Ron Wright, 1B	1999	4/14/2002	Seattle ('02)
Kevin Pickford, LHP	2000	5/16/2002	San Diego ('02)
Matt Duff, RHP	1999-00	7/30/2002	St. Louis ('02)
Tony Alvarez, OF	2001-02	9/4/2002	Pittsburgh ('02, '04)
J.J. Davis, OF	2001-02	9/4/2002	Pittsburgh ('02-04), Washington ('05)
Chris Spurling, RHP	2001-02	4/2/2003	Detroit ('03, '05-06), Milwaukee ('06-07)
D.J. Carrasco, RHP	2000-01	4/2/2003	Kansas City ('03-05), Chicago-AL ('08-09), Pittsburgh ('10), Arizona ('10), New York-NL ('11-12)
Carlos Rivera, 1B	2001-02	6/22/2003	Pittsburgh ('03-04)
Mike Gonzalez, LHP	1999, '01-03	8/11/2003	Pittsburgh ('03-06), Atlanta ('07-09), Baltimore ('10-11), Texas ('11), Washington ('12), Milwaukee ('13)
John Grabow, LHP	2000-03	9/14/2003	Pittsburgh ('03-09), Chicago-NL ('09-11)
J.R. House, C	2001-03	9/27/2003	Pittsburgh ('03-04), Houston ('06, '08), Baltimore ('07)
Shawn Camp, RHP	2001, '03	4/5/2004	Kansas City ('04-05), Tampa Bay ('06-07), Toronto ('08-11), Chicago-NL ('12-13), Philadelphia ('14)
Jeff Bennett, RHP	2001, '03	4/6/2004	Milwaukee ('04), Atlanta ('07-09), Tampa Bay ('09)
Jose Castillo, INF	2003	4/7/2004	Pittsburgh ('04-07), San Francisco ('08), Houston ('08)
Mike Johnston, LHP	2003	4/7/2004	Pittsburgh ('04-05)
Chris Shelton, 1B/C	2003	4/15/2004	Detroit ('04-06), Texas ('08), Seattle ('09)
Anastacio Martinez, RHP	2003	5/22/2004	Boston '04
Sean Burnett, LHP	2003	5/30/2004	Pittsburgh ('04, '08-09), Washington ('09-12, '16), Los Angeles-AL ('13-14)
Sam McConnell, LHP	1999-00	6/25/2004	Atlanta ('04)
John Van Benschoten, RHP	2003, '06	8/18/2004	Pittsburgh ('04, '07-08)
Ian Snell, RHP	2003-04	8/20/2004	Pittsburgh ('04-09), Seattle ('09-10)
Jeff Keppinger, INF	2004	8/20/2004	New York-NL ('04), Kansas City ('06), Cincinnati ('07-08), Houston ('09-11), San Francisco ('11), Tampa Bay ('12), Chicago-AL ('13)
Frank Brooks, LHP	2003	8/27/2004	Pittsburgh ('04), Atlanta ('05)
Chris Duffy, OF	2003-04, '08	4/7/2005	Pittsburgh ('05-07), Milwaukee ('09)
Ray Sadler, OF	2003-06	5/8/2005	Pittsburgh '05
Ryan Doumit, C	2001, '04, '06, '08	6/5/2005	Pittsburgh ('05-11), Minnesota ('12-13), Atlanta ('14)
Nate McLouth, OF	2004	6/29/2005	Pittsburgh ('05-09, '12), Atlanta ('09-11), Baltimore ('12-13), Washington ('14)
Zach Duke, LHP	2004, '10	7/2/2005	Pittsburgh ('05-10), Arizona ('11), Washington ('12-13), Cincinnati ('13, '19), Milwaukee ('14), Chicago-AL ('15-16), St. Louis ('16-17), Minnesota ('18), Seattle ('18)
Brad Eldred, 1B	2004-05	7/22/2005	Pittsburgh ('05, '07), Colorado ('10), Detroit ('12)
Paul Maholm, LHP	2005	8/30/2005	Pittsburgh ('05-11), Chicago-NL ('12), Atlanta ('12-13), Los Angeles-NL ('14)
Chris Heintz, C	2003	9/10/2005	Minnesota '05-07
Matt Capps, RHP	2005, '08	9/16/2005	Pittsburgh ('05-09), Washington ('10), Minnesota ('10-12)

HISTORY/RECORDS

MLB DEBUTS BY TEAM/YEAR

MLB Debuts by Curve Alumni by Year

1999.....	1	2012.....	11
2000.....	9	2013.....	10
2001.....	8	2014.....	6
2002.....	6	2015.....	6
2003.....	6	2016.....	14
2004.....	12	2017.....	7
2005.....	12	2018.....	14
2006.....	6	2019.....	13
2007.....	6	2020.....	9
2008.....	7	2021.....	5
2009.....	3	2022.....	13
2010.....	4	2023.....	15
2011.....	9		

Players to Reach MLB by Curve Year

1999.....	15	2012.....	16
2000.....	18	2013.....	11
2001.....	15	2014.....	15
2002.....	9	2015.....	19
2003.....	16	2016.....	14
2004.....	10	2017.....	17
2005.....	12	2018.....	19
2006.....	14	2019.....	16
2007.....	11	2020.....	0
2008.....	10	2021.....	12
2009.....	13	2022.....	11
2010.....	18	2023.....	
2011.....	15		

Bryan Bullington, RHP	2004	9/18/2005	Pittsburgh ('05, '07), Cleveland ('08), Toronto ('09), Kansas City ('10)
Tom Gorzelanny, LHP	2004-05	9/20/2005	Pittsburgh ('05-09), Chicago-NL ('09-10), Washington ('11-12), Milwaukee ('13-14), Detroit ('15), Cleveland ('16)
Ronny Paulino, C	2003-05	9/25/2005	Pittsburgh ('05-08), Florida ('09-10), New York-NL ('11), Baltimore ('12)
Yurendell de Caster, INF	2004	5/21/2006	Pittsburgh ('06)
Josh Sharpless, RHP	2005-06	8/1/2006	Pittsburgh ('06-07)
Rajai Davis, OF	2005	8/14/2006	Pittsburgh ('06-07), San Francisco ('07-08), Oakland ('08-10, '17), Toronto ('11-13), Detroit ('14-15), Cleveland ('16, '18), Boston ('17), New York-NL ('19)
Brian Rogers, RHP	2006, '08	9/1/2006	Pittsburgh ('06-07)
Carlos Maldonado, C	2005-07	9/8/2006	Pittsburgh ('06-07), Washington ('10, '12)
Shane Youman, LHP	2004-06	9/10/2006	Pittsburgh ('06-07)
Craig Stansberry, INF	2005-06	8/25/2007	San Diego ('07-09)
Romulo Sanchez, RHP	2005-07	8/26/2007	Pittsburgh ('07-08), New York-AL ('10)
Steven Pearce, 1B	2007	9/1/2007	Pittsburgh ('07-11), Baltimore ('12-16), Houston ('12), New York-AL ('12), Tampa Bay ('16), Toronto ('17-18), Boston ('18-19)
Nyjer Morgan, OF	2006	9/1/2007	Pittsburgh ('07-09), Washington ('09-10), Milwaukee ('11-12), Cleveland ('14)
Jonathan Albaladejo, RHP	2006	9/5/2007	Washington ('07), New York-AL ('08-10), Arizona ('12)
Dave Davidson, LHP	2006-08	9/6/2007	Pittsburgh ('07), Florida ('09)
Rico Washington, INF	2000-02	4/1/2008	St. Louis ('08)
Brian Bixler, INF	2006	4/6/2008	Pittsburgh ('08-09), Washington ('11), Houston ('12)
Brent Lillibridge, INF	2006	4/26/2008	Atlanta ('08), Chicago-AL ('09-12), Boston ('12), Cleveland ('12), Chicago-NL ('13), New York-AL ('13)
Jimmy Barthmaier, RHP	2008, '10	6/27/2008	Pittsburgh ('08)
Yoslan Herrera, RHP	2007-09	7/12/2008	Pittsburgh ('08), Los Angeles-AL ('14)
Randy Ruiz, 1B/DH	2007	8/1/2008	Minnesota ('08), Toronto ('09-10)
Luis Cruz, INF	2008	9/2/2008	Pittsburgh ('08-09), Milwaukee ('10), Los Angeles-NL ('12-13), New York-AL ('13)
Ronald Belisario, RHP	2007-08	4/7/2009	Los Angeles-NL ('09-10, '12-13), Chicago-AL ('14), Tampa Bay ('15)
Andrew McCutchen, OF	2006-07	6/4/2009	Pittsburgh ('09-17, 23), San Francisco ('18), New York-AL ('18), Philadelphia ('19-21), Milwaukee ('22)
Neil Walker, INF	2006-07, '13	9/1/2009	Pittsburgh ('09-15), New York-NL ('16-17), Milwaukee ('17), New York-AL ('18), Miami ('19), Philadelphia ('20)
Jose Tabata, OF	2008-09	6/9/2010	Pittsburgh ('10-15)
Brad Lincoln, RHP	2009	6/9/2010	Pittsburgh ('10-12), Toronto ('12-13), Philadelphia ('14)
Pedro Alvarez, 3B	2009	6/16/2010	Pittsburgh ('10-15), Baltimore ('16-18)
Alex Presley, OF	2010	9/8/2010	Pittsburgh ('10-13), Minnesota ('13), Houston ('14-15), Milwaukee ('16), Detroit ('16-17)
Mike Crotta, RHP	2007, '09-11	4/3/2011	Pittsburgh ('11)
Daniel Moskos, LHP	2009-10	4/30/2011	Pittsburgh ('11)
Josh Harrison, 2B/3B	2010, '18	5/31/2011	Pittsburgh ('11-18), Detroit ('19), Washington ('20-21), Oakland ('21), Chicago-AL ('22), Philadelphia ('23)
Tony Watson, LHP	2009-10	6/8/2011	Pittsburgh ('11-17), Los Angeles-NL ('17), San Francisco ('18-21), Los Angeles-AL ('21)
Chase d'Arnaud, 2B/SS	2010, '13	6/24/2011	Pittsburgh ('11-12, '14), Philadelphia ('15), Atlanta ('16-17), Boston ('17), San Diego ('17), San Francisco ('18)
Eric Fryer, C	2011	6/26/2011	Pittsburgh ('11-12, '16), Minnesota ('13-15), St. Louis ('16-17)
Aaron Thompson, LHP	2011	8/24/2011	Pittsburgh ('11), Minnesota ('14-15)
Jared Hughes, RHP	2008-11, '13	9/7/2011	Pittsburgh ('11-16), Milwaukee ('17), Cincinnati ('18-19), Philadelphia ('19), New York-NL ('20)
Jeff Locke, LHP	2010-11	9/10/2011	Pittsburgh ('11-16), Miami ('17)
Matt Hague, 1B	2010	4/7/2012	Pittsburgh ('12, '14), Toronto ('15)
Gorkys Hernandez, OF	2009-10	5/21/2012	Pittsburgh ('12, '15), Miami ('12), San Francisco ('16-18), Boston ('19)
Jordy Mercer, 3B/2B/SS	2010-11	5/29/2012	Pittsburgh ('12-18), Detroit ('19-20), New York-AL ('20), Washington ('21)
Starling Marte, OF	2011	7/26/2012	Pittsburgh ('12-19), Arizona ('20), Miami ('20-21), Oakland ('21), New York-NL ('22-23)
Todd Redmond, RHP	2007	8/18/2012	Cincinnati ('12), Toronto ('13-15)
Kyle McPherson, RHP	2011-12	8/20/2012	Pittsburgh ('12)
Justin Wilson, LHP	2010	8/20/2012	Pittsburgh ('12-14), New York-AL ('15, '21), Detroit ('16-17), Chicago-NL ('17-18), New York-NL ('19-20), Cincinnati ('21-22)
Steve Lerud, C	2008-09	8/30/2012	Philadelphia ('12-13)
Brock Holt, 2B/SS	2011-12	9/1/2012	Pittsburgh ('12), Boston ('13-19), Milwaukee ('20), Washington ('20), Texas ('21)
Jean Machi, RHP	2009	9/3/2012	San Francisco ('12-15), Boston ('15), Seattle ('17)
Bryan Morris, RHP	2010-11	9/14/2012	Pittsburgh ('12-14), Miami ('14-16), San Francisco ('17)
Phil Irwin, RHP	2011-12	4/14/2013	Pittsburgh ('13), Texas ('14)
Robbie Grossman, OF	2012	4/24/2013	Houston ('13-15), Minnesota ('16-18), Oakland ('19-20), Detroit ('21-22), Atlanta ('22), Texas ('23)
Gerrit Cole, RHP	2012	6/11/2013	Pittsburgh ('13-17), Houston ('18-19), New York-AL ('20-23)
Brandon Cumpton, RHP	2012-13, 17	6/15/2013	Pittsburgh ('13-14), Toronto ('18)
Tony Sanchez, C	2011-13	6/23/2013	Pittsburgh ('13-15), Atlanta ('17)
Duke Welker, RHP	2011-12	6/23/2013	Pittsburgh ('13)
Vic Black, RHP	2012	7/25/2013	Pittsburgh ('13), New York-NL ('13-14)
Andrew Lambo, OF	2010-13	8/13/2013	Pittsburgh ('13-15), Oakland ('16)
Kris Johnson, LHP	2012	8/18/2013	Pittsburgh ('13), Minnesota ('14)
Stolmy Pimentel, RHP	2013-14	9/4/2013	Pittsburgh ('13-14), Texas ('15)
Casey Sadler, RHP	2013, '17	5/2/2014	Pittsburgh ('14-15, '18), Tampa Bay ('19), Los Angeles-NL ('19)
Rudy Owens, LHP	2010	5/23/2014	Chicago-NL ('20), Seattle ('20-21)
Jamie Romak, INF	2008-09	5/28/2014	Houston ('14)
Gregory Polanco, OF	2013	6/10/2014	Los Angeles-NL ('14), Arizona ('15)
Hunter Strickland, RHP	2012	9/1/2014	Pittsburgh ('14-21)
John Holdzkom, RHP	2014	9/2/2014	San Francisco ('14-18), Seattle ('19), Washington ('19), New York - NL ('20), Milwaukee ('21), Tampa Bay ('21), Los Angeles - AL ('21), Cincinnati ('22)
			Pittsburgh ('14)

Diego Moreno, RHP	2010-11	6/22/2015	New York-AL ('15), Tampa Bay ('17)
Alex Dickerson, OF	2013	8/6/2015	San Diego ('15-16, '19), San Francisco ('19-21), Atlanta ('22)
Ramon Cabrera, C	2012, '14	9/5/2015	Cincinnati ('15-16)
Elias Diaz, C	2014, '16	9/12/2015	Pittsburgh ('15-19), Colorado ('20-23)
Keon Broxton, OF	2014-15	9/21/2015	Pittsburgh ('15), Milwaukee ('16-18), New York-NL ('19), Baltimore ('19), Seattle ('19)
Yhonathan Barrios, RHP	2015	9/24/2015	Milwaukee ('15)
Alen Hanson, INF	2013-14	5/16/2016	Pittsburgh ('16-17), Chicago-AL ('17), San Francisco ('18), Toronto ('19)
A.J. Morris, RHP	2014	5/24/2016	Cincinnati ('16)
Jameson Taillon, RHP	2012-13, '17	6/8/2016	Pittsburgh ('16-19), New York - AL ('21-22), Chicago - NL ('23)
Adrian Sampson, RHP	2014	6/18/2016	Seattle ('16), Texas ('18-19), Chicago - NL ('21-22)
Jacob Stallings, C	2012, '15	6/19/2016	Pittsburgh ('16-21), Miami ('22-23)
Adam Frazier, SS/OF	2015	6/24/2016	Pittsburgh ('16-21), San Diego ('21), Seattle ('22), Baltimore ('23)
Chad Kuhl, RHP	2015	6/26/2016	Pittsburgh ('16-18, '20-21), Colorado ('22), Washington ('23)
Dustin Molleken, RHP	2009-10	7/4/2016	Detroit ('16)
Steven Brault, LHP	2015	7/5/2016	Pittsburgh ('16-21), Chicago-NL ('22)
Tyler Glasnow, RHP	2015-16	7/7/2016	Pittsburgh ('16-18), Tampa Bay ('18-23)
Josh Bell, 1B/RF	2014-15	7/8/2016	Pittsburgh ('16-20), Washington ('21-22), San Diego ('22)
Max Moroff, 2B	2015	7/31/2016	Cleveland ('23), Miami ('23)
JaCoby Jones, SS/OF	2015	8/30/2016	Pittsburgh ('16-18), Cleveland ('19), St. Louis ('21)
Joely Rodriguez, LHP	2014	9/11/2016	Detroit ('16-21)
Willy Garcia, OF	2014-15	4/14/2017	Philadelphia ('16-17), Texas ('20-21), New York-AL ('21), New York-NL ('22) Boston ('23)
Jose Osuna, 1B/OF	2015-16	4/18/2017	Chicago-AL ('17)
Dovydas Neverauskas, RHP	2016	4/24/2017	Pittsburgh ('17-20)
Gift Ngoepe, INF	2013-15, '19	4/26/2017	Pittsburgh ('17-20)
Edgar Santana, RHP	2016	6/10/2017	Pittsburgh ('17), Toronto ('18)
Jordan Luplow, LF	2017	7/28/2017	Pittsburgh ('17-18), Atlanta ('21)
Angel Sanchez, RHP	2014-15	8/24/2017	Pittsburgh ('17-18), Cleveland ('19-21), Tampa Bay ('21), Arizona ('22)
Clay Holmes, RHP	2016, '19	4/6/2018	Toronto ('23), Minnesota ('23)
Nick Kingham, RHP	2013-14, '16, '18	4/29/2018	Pittsburgh ('17)
Brandon Mann, LHP	2014	5/13/2018	Pittsburgh ('18-21), New York-AL ('21-23)
Austin Meadows, OF	2015-16	5/18/2018	Pittsburgh ('18-19), Toronto ('19)
Robert Stock, RHP	2015	6/24/2018	Texas ('18)
Tanner Anderson, RHP	2017	7/2/2018	Pittsburgh ('18), Tampa Bay ('18-21), Detroit ('22-23)
Jeremy Bleich, LHP	2015	7/13/2018	San Diego ('18-19), Boston ('20), Chicago-NL ('21), New York-NL ('21)
Alex McRae, RHP	2016-17	8/1/2018	Pittsburgh ('18, '21), Oakland ('19)
Kevin Newman, SS	2016-17	8/16/2018	Oakland ('18)
Daniel Zamora, LHP	2017	8/17/2018	Pittsburgh ('18-19), Chicago-AL ('20-21)
Pablo Reyes, UTIL	2017-18	9/2/2018	Pittsburgh ('18-22), Cincinnati ('23)
Kevin Kramer, 2B	2017	9/5/2018	New York-NL ('18-19), Seattle ('21)
Reese McGuire, C	2016	9/6/2018	Pittsburgh ('18-19), Milwaukee ('21-22), Boston ('23)
Nick Burdi, RHP	2018	9/11/2018	Pittsburgh ('18-19)
Connor Joe, OF	2017	3/28/2019	Toronto ('18-21), Chicago-AL ('22), Boston ('22-23)
Jason Martin, OF	2018	4/6/2019	Pittsburgh ('18-20), Chicago-NL ('23)
Cole Tucker, SS	2017-18	4/20/2019	San Francisco ('19), Colorado ('21-22), Pittsburgh ('23)
			Pittsburgh ('19-20), Texas ('21)
			Pittsburgh ('19-22), Colorado ('23)

HISTORY/RECORDS

PIRATES' MLB REHAB ASSIGNMENTS

Below are the Major League rehab assignments that have come through Altoona in the history of the franchise.

*Denotes player that played for the Curve before reaching the Majors

PLAYER	YEAR	INJURY	PLAYER	YEAR	INJURY
Marc Wilkins	1999 (4/16-4/24)	Right Shoulder	Juan Cruz	2012 (8/6-8/9)	R Shoulder Inflammation
Francisco Cordova	1999 (5/3-5/8)	Shoulder Inflammation	Francisco Liriano	2013 (4/20)	Fractured Right Arm
Jason Christiansen	1999 (5/22-5/25)	Strained Neck	Charlie Morton	2013 (4/23-28, 5/16-21)	Right Elbow (TJ Surgery)
Turner Ward	1999 (6/23-6/24)	Right Knee	Neil Walker*	2013 (5/9-5/13)	Right Hand Laceration
Javier Martinez	1999 (6/28-7/26)	Torn Arm Ligament	Jeff Karstens	2013 (5/18)	R Shoulder Inflammation
Ivan Cruz	1999 (7/22-7/25)	Strained Right Elbow	Chase d'Arnaud*	2013 (5/19-5/23)	Torn Thumb Ligament
Rich Loiselle	2000 (4/26-5/21)	Right Elbow Surgery	James McDonald	2013 (5-27, 6/1)	R Shoulder Discomfort
Adrian Brown	2000 (7/2-7/3)	Strained Left Hamstring	Jared Hughes*	2013 (7/17)	R Shoulder Inflammation
Brad Clontz	2000 (8/25-9/4)	Right Elbow	Travis Snider	2013 (8/19, 8/20)	Left Big Toe Discomfort
Jason Schmidt	2001 (4/13-4/30)	Right Shoulder & Elbow	Jason Grilli	2013 (8/31, 9/2)	Right Forearm Strain
Francisco Cordova	2001 (4/28)	Right Elbow	Wandy Rodriguez	2014 (5/1, 5/6)	Right Knee Inflammation
Adrian Brown	2001 (5/7-5/13)	Right Shoulder	Clint Barmes	2014 (8/14, 8/16)	Left Groin Strain
Terry Mulholland	2001 (7/27-7/28)	Broken Index Finger	Charlie Morton	2014 (8/28)	Sports Hernia, Right Hip
Jose Silva	2001 (8/31-9/2)	Broken Right Leg	Chris Stewart	2015 (4/9-4/10)	Hamstring
Kris Benson	2002 (5/7)	Right Elbow	Charlie Morton	2015 (5/8)	Hip
Armando Rios	2002 (6/9)	Left Knee Contusion	Rob Scahill	2015 (8/11)	Right Forearm Tightness
Ryan Vogelson	2002 (7/23-8/2)	Right Elbow	Ryan Vogelsong	2016 (7/10-7/15)	Facial Fractures
Sean Casey	2006 (5/26-5/28)	Lower Back Fracture	Elias Diaz*	2016 (7/16-19)	R Elbow Discomfort
Kip Wells	2006 (6/15)	Blocked Artery, R Shoulder	Chris Stewart	2016 (8/12-9/2)	Left Knee Discomfort
John Van Benschoten*	2006 (8/14)	Right Shoulder	Tyler Glasnow*	2016 (8/14-8/22)	R Shoulder Discomfort
Ryan Doumit*	2006 (8/20-8/22)	Torn Left Hamstring	Jameson Taillon*	2017 (5/28)	Groin Discomfort
Jack Wilson*	2008 (5/20-5/26)	Right Calf	Joe Musgrove	2018 (5/7)	Right Shoulder Strain
Ryan Doumit*	2008 (6/3-6/5)	Left Thumb Fracture	Josh Harrison*	2018 (5/14-5/18)	Left Hand Fracture
Chris Duffy*	2008 (6/15-7/3)	Left Shoulder Surgery	Enny Romero	2018 (6/15-6/17)	L Shoulder Impingement
Matt Capps*	2008 (8/12-8/15)	Right Shoulder	Francisco Cervelli	2018 (7/5-7/6)	Concussion
Phil Dumatrait	2009 (7/30-7/31)	Left Shoulder	Nick Burdi*	2018 (7/23-7/31)	Right Elbow (TJ Surgery)
Donnie Veal	2009 (8/19-9/7)	Sprained Left Index Finger	Clay Holmes*	2019 (8/5-8/11)	R Triceps Inflammation
Ross Ohlendorf	2010 (5/3-5/7)	Stiff Back	Francisco Cervelli	2019 (8/11)	Concussion
Jack Taschner	2010 (5/28-5/31)	Left Hamstring Tightness	Luis Oviedo	2022 (4/17)	Ankle Sprain
Zach Duke*	2010 (7/5-7/12)	Left Elbow Pronator Strain	Duane Underwood Jr.	2022 (5/10, 6/28-7/3)	R Hamstring Strain, COVID
Mike Crotta*	2011 (6/17)	Right Elbow	Tucupita Marcano	2022 (6/28-6/30)	COVID
Joe Beimel*	2011 (7/4-7/10)	L Elbow Inflammation	Dillon Peters	2022 (6/28-7/4)	Back
Ross Ohlendorf	2011 (7/24)	R Shoulder Posterior Strain	Ji Man Choi	2023 (6/22-6/25)	Hamstring
Jeff Karstens	2012 (5/21, 6/19)	R Shoulder Inflammation			

Bryan Reynolds, OF	2018	4/20/2019	Pittsburgh ('19-23)
Taylor Hearn, LHP	2018	4/25/2019	Texas ('19-23)
Montana DuRapau, RHP	2015-18	5/9/2019	Pittsburgh ('19)
Harold Ramirez, OF	2016	5/11/2019	Miami ('19-20), Cleveland ('21), Tampa Bay ('22-23)
Geoff Hartlieb, RHP	2018	5/18/2019	Pittsburgh ('19-21), New York-NL ('21), Miami ('23)
Josh Smith, LHP	2015-16	5/25/2019	Cleveland ('19), Miami ('19-20)
Mitch Keller, RHP	2017-18	5/27/2019	Pittsburgh ('19-23)
Dario Agrazal, RHP	2017-19	6/15/2019	Pittsburgh ('19)
Luis Escobar, RHP	2018	7/13/2019	Pittsburgh ('19)
James Marvel, RHP	2018-19	9/8/2019	Pittsburgh ('19)
JT Brubaker, RHP	2017-18	7/26/2020	Pittsburgh ('20-22)
Cody Ponce, RHP	2019	8/2/2020	Pittsburgh ('20-21)
Nick Mears, RHP	2019	8/8/2020	Pittsburgh ('20-22), Colorado ('23)
Brandon Waddell, LHP	2016-2019	8/14/2020	Pittsburgh ('20), Minnesota ('21), Baltimore ('21), St. Louis ('21)
Will Craig, 1B	2018	8/27/2020	Pittsburgh ('20-21)
Ke'Bryan Hayes, 3B	2018	9/1/2020	Pittsburgh ('20-23)
Wyatt Mathisen, INF	2017-2018	9/7/2020	Arizona ('20-21)
Blake Cederlind, RHP	2019	9/15/2020	Pittsburgh ('20)
Jared Oliva, OF	2019	9/21/2020	Pittsburgh ('20-21)
Jake Brentz, LHP	2017-'19	4/3/2021	Kansas City ('21-22)
Hunter Owen, INF	2019	5/5/2021	Pittsburgh ('21)
Max Kranick, RHP	2021	6/27/2021	Pittsburgh ('21-22)
Roansy Contreras, RHP	2021	9/29/2021	Pittsburgh ('21-23)
Oneil Cruz, INF	2019, '21	10/2/2021	Pittsburgh ('21-23)
Diego Castillo, INF	2021	4/7/2022	Pittsburgh ('22), Arizona ('23)
Beau Sulser, RHP	2019, '23	4/26/2022	Pittsburgh ('22), Baltimore ('22)
Jack Suwinski, OF	2021-2022	4/26/2022	Pittsburgh ('22-23)
Cam Alldred, LHP	2021	5/12/2022	Pittsburgh ('22)
Cal Mitchell, OF	2021	5/24/2022	Pittsburgh ('22-23)
Yerry De Los Santos, RHP	2021	5/25/2022	Pittsburgh ('22-23)
Canaan Smith-Njigba, OF	2021	6/14/2022	Pittsburgh ('22-23)
Jason Delay, C	2019-22	6/14/2022	Pittsburgh ('22-23)
Cam Vieaux, LHP	2018-21	6/17/2022	Pittsburgh ('22)
Liover Peguero, INF	2022-23	6/18/2022	Pittsburgh ('22-23)
Bligh Madris, OF	2019-21	6/20/2022	Pittsburgh ('22), Houston ('23)
Luis Ortiz, RHP	2022	9/13/2022	Pittsburgh ('22-23)
Ji-Hwan Bae, INF/OF	2021	9/23/2022	Pittsburgh ('22-23)
Blake Sabol, C/OF	2022	3/30/2023	San Francisco ('23)
Drew Maggi, INF	2012-2014, '23	4/26/2023	Pittsburgh ('23)
Cody Bolton, RHP	2019	4/29/2023	Pittsburgh ('23)
Joe Jacques, LHP	2019, '22	6/12/2023	Boston ('23)
Osvaldo Bido, RHP	2021	6/14/2023	Pittsburgh ('23)
Carmen Mlodzinski, RHP	2022	6/16/2023	Pittsburgh ('23)
Connor Kaiser, INF	2021	6/19/2023	Colorado ('23)
Henry Davis, C/OF	2022-23	6/19/2023	Pittsburgh ('23)
Nick Gonzales, INF	2022	6/23/2023	Pittsburgh ('23)
Jared Triolo, INF	2022	6/28/2023	Pittsburgh ('23)
Quinn Priester, RHP	2022	7/17/2023	Pittsburgh ('23)
Endy Rodriguez, C/INF	2022	7/17/2023	Pittsburgh ('23)
Colin Selby, RHP	2022	8/9/2023	Pittsburgh ('23)
Hunter Stratton, RHP	2021	9/5/2023	Pittsburgh ('23)
Kyle Nicolas, RHP	2022-23	9/19/2023	Pittsburgh ('23)

MLB BEFORE ALTOONA

Listed below are the players who had previous major league experience prior to playing for the Altoona Curve (not including players assigned to Altoona on a major league rehab assignment). Teams played for AFTER time spent in Altoona are listed in bold.

PLAYER	ALT YRS	PREV. MLB	PLAYER	ALT YRS	PREV. MLB	PLAYER	ALT YRS	PREV. MLB
Steve Bieser, C	1999	NYM, PIT	Scott Sheldon, INF	2004	OAK, TEX	Hector Gimenez, UTL	2009-10	HOU, LAD, CWS
Enrique Burgos, RHP	1999	KC, SF	Blake Stein, RHP	2004	OAK, KC	Craig Hansen, RHP	2010	BOS, PIT
Matt Dunbar, LHP	1999	FLA	Tom Evans, INF	2004-05	TOR, TEX	Brandon Jones, OF	2010	ATL
Todd Dunn, OF	1999	MIL	Jose Bautista, 3B	2005	BAL, TB, KC, PIT	Anthony Claggett, RHP	2010-11	PIT, NYY
Joey Long, LHP	1999	SD			TOR, ATL, NYM, PHI	Chris Leroux, RHP	2011	FLA, PIT, NYY
Mike Robertson, INF	1999	CWS, PHI, ARI	Howie Clark, OF	2005	BAL, TOR, MIN	Josh Rodriguez, INF	2011	PIT
Mel Rosario, C	1999	BAL	Hansel Iztquierdo, RHP	2005	FLA	Brett Sinkbeil, RHP	2011	FLA
John Wehner, INF	1999, 01	PIT, FLA	Justin Kaye, RHP	2005	SEA	Donnie Veal, LHP	2011	PIT, CWS, ATL
Jimmy Anderson, LHP	2000	PIT, CIN, BOS	Jason Roach, RHP	2005-07	NYM	Logan Kensing, RHP	2012	FLA, WSH, COL, SEA, DET
Keith Williams, OF	2000	SF	Rich Thompson, OF	2005-06	KC, TB			
Mike Garcia, RHP	2001	PIT	Travis Champman, OF	2006	PHI	Shairon Martis, RHP	2012	WSH, MIN
Scarborough Green, OF	2001	STL, TEX	Brandon Knight, RHP	2006	NYM, NYM	Aaron Poreda, LHP	2012	CWS, SD, TEX
Shane Monahan, OF	2001	SEA	Blaine Neal, RHP	2006	SD, FLA, BOS, COL	Jose Contreras, RHP	2013	NYM, CWS, COL, PHI, PIT
Chris Peterson, INF	2001	COL	Simon Pond, INF	2006	TOR	Ali Solis, C	2013	SD, TB
Jason Phillips, RHP	2001	PIT, CLE	Nerio Rodriguez, RHP	2006	BAL, TOR, CLE, STL	Collin Balester, RHP	2014-15	WSH, DET, CIN
Jim Dougherty, RHP	2002	HOU, OAK, PIT	Jorge Vasquez, RHP	2006	ATL, KC	Johnny Hellweg, RHP	2017	MIL
Brian Looney, LHP	2002	MTL, BOS	Peter Bergeron, OF	2007	MTL	Jackson Williams, C	2017-18	COL, SF
Kevin Sefcik, INF	2002	PHI, COL	Dewon Brazelton, RHP	2007	TB, SD	John Bormann, C	2018	PIT
Ryan Vogelsong, RHP	2002	SF, PIT	Russ Johnson, INF	2007	HOU, TB, NYY	Vicente Campos, RHP	2019	ARI
Tom Fordham, LHP	2003	CWS	Jose Paniagua, RHP	2007	MTL, SEA, DET, CWS	Tom Koehler, RHP	2019	MIA, TOR
Chan Perry, INF	2003	CLE, KC	Alay Soler, RHP	2007	NYM	Darnell Sweeney, INF	2019	PHI, TOR
Kevin Nicholson, INF	2003-04	SD	Chris Truby, INF	2007	HOU, DET, MTL, TB	Rodolfo Castro, INF	2021	PIT, PHI
Mike Crudale, RHP	2004	STL, MIL	Melvin Dorta, INF	2008	WSH	Tucupita Marcano, INF/OF	2022	SD, PIT
Tomas de la Rosa, INF	2004	MON, SFG	Dan Reichert, RHP	2008	KC, TOR	Luis Oviedo, RHP	2022	PIT
Andrew Lorraine, LHP	2004	CAL, CWS, OAK, SEA, CHC, CLE, MIL	Miguel Perez, C	2008-09, 12-13	CIN	Juan Minaya, RHP	2023	CWS, MIN
David Lundquist, RHP	2004	CWS, SD	Evan Meek, RHP	2008	PIT, BAL	Domingo Leyba, INF	2023	ARI, BAL
Donaldo Mendez, INF	2004	SD	Juan Mateo, RHP	08-09	CHC	Josh Palacios, OF	2023	TOR, WSH
Mike Moriarty, INF	2004	BAL	Pedro Lopez, INF	2009	CWS, CIN	Joe Perez, INF/OF	2023	HOU
			Anderson Machado, INF	2009	PHI, CIN, COL	Jackson Wolf, LHP	2023	SD

ALL-TIME ROSTER: ALPHABETICAL



KEY: **BOLD** - MLB Experience | **+++** - MLB Experience before joining Curve | ******* - MLB Rehab Assignment | **^** - Year of MLB Rehab

-A-	
AGAMENNONE, Brandon (RHP)	2004
AGRAZAL, Dario (RHP)	2017-19
AGUERO, Ramon (RHP)	2009-10
AH YAT, Paul (LHP)	1999
ALBALADEJO, Jonathan (RHP)	2006
ALCALA, Jason (RHP)	2004
ALDERSON, Tim (RHP)	2009-13
ALEMAIS, Stephen (INF)	2018-19
ALLDRED, Cam (LHP)	2021
ALLIE, Stetson (1B/OF)	2014-16
ALVARADO, Carlos (RHP)	2000-01
ALVAREZ, Andres (INF/OF)	2022-23
ALVAREZ, Pedro (3B)	2009
ALVAREZ, Rafael (OF)	2006
ALVAREZ, Tony (OF)	2001-02
ALVAREZ, Victor (3B)	2008
AMARAL, Daniel (OF)	2021-22
ANDERSON, Jimmy (LHP)+++	2000
ANDERSON, Tanner (RHP)	2017
ANTELO, Derek (RHP)	2008
ARROYO, Bronson (RHP)	1999
ASCHE, Mike (OF)	1999
ASHCRAFT, Braxton (RHP)	2023
ASTACIO, Olivo (RHP)	2007
AYERS, Mike (LHP)	1999-01
-B-	
BAE, Ji-Hwan (INF/OF)	2021
BAKER, Nathan (LHP)	2012-14
BALESTER, Collin (RHP)+++	2014-15
BARMES, Clint (SS)***	2014^
BARNES, Barrett (OF)	2015-16
BARNS, B.J. (OF)	2001, 03
BARON, Jim (LHP)	1999
BARRIOS, Yhonnathan (RHP)	2015
BARTHMAIER, Jimmy (RHP)	2008, 10
BASS, Jayson (OF)	2000-01
BAUTISTA, Jose (3B)+++	2005
BECKMAN, Ryan (RHP)	2012-14
BEIMEL, Joe (LHP)	2000, 2011^
BELISARIO, Ronald (RHP)	2007-08
BELL, Josh (OF/1B)	2014-15
BELLOMY, Bear (RHP)	2022-23
BELTRAN, Atonso (RHP)	1999
BENEDICT, Matt (RHP)	2014-15
BENNETT, Jeff (RHP)	2001, 03
BENSON, Kris (RHP)***	2002^
BERGERON, Peter (OF)+++	2007
BIDO, Osvaldo (RHP)	2021
BIESER, Steve (C)+++	1999
BIMEAL, Matt (RHP)	2004
BINS, Carter (C)	2021-23
BISSONETTE, Josh (INF)	2021-22
BIXLER, Brian (SS)	2006
BLACK, Vic (RHP)	2012
BLACKWELL, Chad (RHP)	2006
BLEICH, Jeremy (LHP)	2015
BLOOM, Kyle (LHP)	2007-09
BOEVE, Adam (OF)	2005-07
BOLESKA, Tom (RHP)	2010-11
BOLTON, Cody (RHP)	2019
BONIFAY, Josh (OF)	2003-05
BOONE, James (OF)	2008-09
BORDEN, Buddy (RHP)	2017
BORMANN, John (C)+++	2018
BORNER, Brady (LHP)	2003-06
BOUKNIGHT, Kip (RHP)	2007
BOWEN, Jase (OF)	2023
BOWERS, Jason (INF)	2007-08
BRADLEY, Bobby (RHP)	2004
BRADY, Sean (LHP)	2019
BRAULT, Steven (LHP)	2015
BRAZELTON, Dewon (RHP)+++	2007
BRENTZ, Jake (LHP)	2017-19
BRESNEHAN, Patrick (RHP)	2007-08
BROMBERG, David (RHP)	2013
BROOKS, Frank (LHP)	2003
BROWN, Adrian (OF)***	2000^, 2001^
BROWN, Alvin (RHP)	1999
BROWN, Jason (C)	2002
BROWN, Kelson (IF)	2012-14
BROXTON, Keon (OF)	2014-15
BRUBAKER, J.T. (RHP)	2017-18
BRUCE, Mo (INF)	2001
BRYANT, Matt (OF)	1999
BULLINGTON, Bryan (RHP)	2004
BURDI, Nick (RHP)***	2018^
BURGOS, Enrique (RHP)+++	1999
BURNETT, Sean (LHP)	2003
BURNSIDE, Adrian (LHP)	2001-02
BURROWS, Mike (RHP)	2022
BURTON, Darren (OF)	2000-01
BUSBY, Dylan (INF)	2021
BUTTLER, Vic (OF)	2005-07
-C-	
CABRERA, Ramon (C)	2012, 14
CAMP, Shawn (RHP)	2001, 03
CAMPOS, Vicente (RHP)+++	2019
CANDELARIO, Eddi (RHP)	2004-05
CAPPS, Matt (RHP)	2005, 08^
CAREY, Jack (RHP)	2023
CARRASCO, D.J. (RHP)	2000-01
CARUSO, Joe (INF)	2002-03
CASE, Brad (RHP)	2021-23
CASEY, Sean (1B)***	2006^
CASTILLO, Diego (INF)	2021
CASTILLO, Jose (INF)	2003
CASTORRI, Christian (RHP)	2008-09
CASTRO, Orlando (LHP)	2014
CASTRO, Rodolfo (INF)+++	2021
CEDERLIND, Blake (RHP)	2019
CERVELLI, Francisco (C)***	2018^, 19^
CESAR, Joel (RHP)	2019
CEVETTE, Dan (LHP)	2013
CHALK, Brad (OF)	2011
CHAMBERS, Evan (OF)	2012
CHANDLER, Bubba (RHP)	2023
CHANEY, Mike (LHP)	2001
CHANG, Ray (INF)	2008-09
CHAPMAN, Travis (3B)+++	2006
CHAVES, Brandon (INF)	2004-07
CHAVEZ, Zane (C)	2017
CHEN, Yung-Chi (INF/OF)	2010
CHENG, Tsung-Che (INF)	2023
CHIAFFREDO, Paul (C)	2005
CHIAVACCI, Ron (RHP)	2006
CHOI, Ji Man (INF)***	2023^
CHRISTIANSEN, Jason (LHP)***	1999^
CHRYSLER, Clint (LHP)	2001-03
CITTA, Brendt (INF)	2021-22
CLAGGETT, Anthony (RHP)+++	2010-11
CLARK, Howie (OF)+++	2005
CLONTZ, Brad (RHP)+++	2000
COCKRELL, Mike (INF)	2004
COFIELD, Kyle (RHP)	2012
COLE, Gerrit (RHP)	2012
COLEY, Austin (RHP)	2017-19
COLLA, Mike (RHP)	2010-12
CONNOLLY, Mike (LHP)	2003-06
CONTRERAS, Jose (RHP)+++	2013
CONTRERAS, Roansy (RHP)	2013
CORDOVA, Francisco (RHP)***	1999^, 2001^
CORLEY, Brad (OF)	2007-09
CORSALETTI, Jeff (OF)	2009
CORTES, Jorge (OF)	2004-05
COTA, Humberto (C)	2000
COX, Tyler (LHP)	2011
CRAIG, Will (1B)	2018
CREASY, Jason (RHP)	2015-16
CROTTA, Mike (RHP)	2007, 2009-11
CRUDALE, Mike (RHP)+++	2004
CRUZ, Ivan (1B)***	1999^
CRUZ, Juan (RHP)***	2012^
CRUZ, Luis (INF)	2008
CRUZ, Omar (LHP)	2021-23
CRUZ, Oneil (SS)	2019-21
CUMPTON, Brandon (RHP)	2012-13, 2017
CUNNINGHAM, Jarek (2B/3B)	2012-14
CURRY, Matt (1B)	2011-14
CUTLER, Charlie (C)	2012-13
-D-	
DANIELS, David (RHP)	1999
d'ARNAUD, Chase (2B/SS)^	2010, 2013^
DAVIDSON, Dave (LHP)	2006-08
DAVIS, Henry (C/OF)	2022-23
DAVIS, J.J. (OF)	2001-02
DAVIS, Jonah (OF)	2021
DAVIS, Kane (RHP)	1999
DAVIS, Rajai (OF)	2005
de CASTER, Yurendell (INF)	2004
de la ROSA, Tomas (INF)+++	2004
de LEON, Emmanuel (RHP)	2014
de los SANTOS, Jose (INF)	2010
DE LOS SANTOS, Yerry (RHP)	2021
DeHAAN, Kory (OF)	1999
DELANEY, Jason (1B/OF)	2007-09
DELAY, Jason (C)	2019-22
DEROSSO, Tony (INF)	2002
DESCHENES, Marc (RHP)	2002
DIAZ, Christopher (INF)	2016-17
DIAZ, Elias (C)	2014, 2016^
DICKERSON, Alex (OF)	2013
DICKSON, Cody (LHP)	2016-17
DIORIO, Mike (RHP)	2001
DODSON, Zack (LHP)	2013-15
DOMBKOWSKI, Nick (LHP)	2022-23
DONALDSON, Bo (RHP)	2001
DONNELLY, Brendan (RHP)	1999
DORTA, Melvin (INF)+++	2008
DOUGHERTY, Jim (RHP)+++	2002
DOUGHERTY, Tony (RHP)	1999
DOUMIT, Ryan (C)	2001, 04, 06^, 08^
DUBEE, Michael (RHP)	2009-11
DUFF, Matt (RHP)	1999-00
DUFFY, Chris (OF)	2003-04, 08^
DUKE, Zach (LHP)	2004, 10^
DUMATRAIT, Phil (LHP)***	2009^
DUNBAR, Matt (LHP)+++	1999
DUNCAN, Frank (RHP)	2016
DUNN, Todd (OF)+++	1999
DuRAPAU, Montana (RHP)	2015-18
DURHAM, Miles (OF/1B)	2009-12
-E-	
ECKELMAN, Matt (RHP)	2018-19, 2022-23
ECONOMOS, Nicholas (RHP)	2019
ELDRED, Brad (1B)	2004-05
ELLIOTT, Justin (C)	2007
EMSLEY-PAI, Kawika (C)	2014

HISTORY/RECORDS

EPPLER, Tyler (RHP)
 ESCOBAR, Elvis (OF/LHP)
ESCOBAR, Luis (RHP)
 ESPINAL, Edwin (1B)
 EVANS, Lee (C)
EVANS, Tom (INF)+++

-F-

FALCON, Omar (C)
 FARRELL, Jeremy (3B)
 FELIZ, Anderson (INF/OF)
 FERNANDEZ, Alex (OF)
FIGUEROA, Luis (INF)
 FINEGAN, Brian (INF)
 FINOL, Claudio (INF)
 FLOWERS, J.C. (RHP)
 FORD, Grant (RHP)
 FORD, Shelby (INF)
FORDHAM, Tom (LHP)+++
 FOSTER, Zach (RHP)
 FRAIZER, Matt (OF)
 FRANCE, Aaron (RHP)
FRAZIER, Adam (SS/OF)
 FRIDAY, Brian (SS)
FRYER, Eric (C)
 FURNISS, Eddy (1B)

-G-

GAFFNEY, Tyler (OF)
 GALVEZ, Randy (RHP)
 GAMACHE, Dan (INF)
 GARCIA, Al (RHP)
GARCIA, Mike (RHP)+++
 GARCIA, Oliver (RHP)
GARCIA, Willy (OF)
 GARCIA, Yeudy (RHP)
 GARDNER, Will (RHP)
 GARRETT, Shawn (OF)
 GEORGE, Jordan (1B/OF)
 GERMAN, Angel (RHP)
 GIARD, Ken (RHP)
GIMENEZ, Hector (C/UTL)+++
GLASNOW, Tyler (RHP)
 GLENDINNING, Robbie (INF)
 GLENN, Jackson (INF)
GONZALES, Nick (INF)
 GONZALEZ, Angel (INF)
 GONZALEZ, Domingo (RHP)
 GONZALEZ, Elevys (INF)
 GONZALEZ, Felipe (RHP)
 GONZALEZ, Jacob (INF)
GONZALEZ, Mike (LHP)
 GORSKI, Matt (OF)
GORZELANNY, Tom (LHP)
GRABOW, John (LHP)
 GRAVELLE, Nick (LHP)
GREEN, Scarborough (OF)+++
GRILLI, Jason (RHP)***
GROSSMAN, Robbie (OF)
 GUERRERO, Emilis (RHP)
 GUTIERREZ, Abrahan (C)
 GUY, Brad (RHP)
 GUZMAN, Javier (INF)
 GUZMAN, Wilson (LHP)

-H-

HAAD, Yamid (C)
HAGUE, Matt (1B)
 HALEY, Trey (RHP)
 HAMMAN, Corey (LHP)
 HANKINS, Derek (RHP)
HANSEN, Craig (RHP)+++
HANSON, ALEN (SS/2B)
 HARLAN, Tom (LHP)
HARRISON, Josh (2B/3B)
HARTLIEB, Geoff (RHP)
 HARTS, Jeremy (LHP)
 HARVEY, Kris (RHP)
 HAVERBUSCH, Kevin (INF)
HAYES, Ke'Bryan (3B)
HEARN, Taylor (LHP)
HEINTZ, Chris (C)
HELLWEG, Johnny (RHP)+++
 HELTON, Bret (RHP)
 HENRIQUEZ, Ralph (C)
 HEREDIA, Luis (RHP)
HERNANDEZ, Alex (OF)
 HERNANDEZ, Chris (RHP)
HERNANDEZ, Gorkys (OF)
 HERNANDEZ, Jose (OF)
 HERNANDEZ, Raul (C)
HERRERA, Yoslan (RHP)
 HERRON, Tyler (RHP)
 HIGHTOWER, Scooter (RHP)
 HILL, Josh (RHP)
 HILL, Logan (OF/1B)
 HIRSCH, Henry (RHP)
HOLDZKOM, John (RHP)
 HOLDZKOM, Lincoln (RHP)
 HOLLIDAY, Brian (LHP)
 HOLLINGSWORTH, Ethan (RHP)
HOLMES, Clay (RHP)
HOLT, Brock (2B/SS)
HOUSE, J.R. (C)
 HOWARD, Justin (1B/OF)
HUGHES, Jared (RHP)^
 HUGHSTON, Casey (OF)
HYZDU, Adam (OF)

-I-

2015-16
 2016-19
2018
 2016-17
 2000-01
2004-05
 2007
 2011-12
 2016-17
 2007
1999-00
 2008
 2021-23
 2022
 2023
 2008-11
2003
 2012
 2021-23
 1999-01
2015
 2009
2011
 2000

2018
 2001
 2014-15
 1999
2001
 2022-23
2014-15
 2017-19
 2021
 2002-03
 2017-18
 2019
 1999
2009-10
2015, 2016^
 2019
 2023
2022
 2008-09
 2022
 2012
 2015
 2023
1999, 01-03
 2022-23
2004-05
2000-03
 2002
 2008-09
2001
2013^
2012
 2008
 2023
 2000-03
 2005-07
 2000

1999-01
2010
 2016
 2008-10
 2007-10
2010
2013-14
 2014-15
2010, 2018^
2018
 2004-05
 2012
 1999-02
2018
2018
2003
2017
 2018
 2014
 2017

1999-00
 2006-08
2009-10
 2011
 2021
2007-09
 2009
 2018-19
 2008-09
 2017-19
 2016
2014
 2009
 2008
 2013
2016, 2019^
2011-12
2001-03
2013-14
2008-11, 2013^
 2017
1999-00

2021-23
2009
2009
 2022-23
1999-00
2019-21
 2016-17
2012-14, 2023
2005
2005-07
 2021
2014
 2001
 2000-01
2022
 2023
 2012
2011
 2005
2018
 2000
 2001
 2021, 2023
2003

IGLESIAS, Luis (INF)
 INMAN, Jeff (RHP)
IRWIN, Phil (RHP)
IZQUIERDO, Hansel (RHP)+++
 JACKSON, Bralin (OF)
 JACOBSEN, Landon (RHP)
JACQUES, Joe (LHP)
 JARVIS, Mike (INF/OF)
 JENNINGS, Steven (RHP)
 JHANG, Jin-De (C)
 JIMENEZ, Joe (C)
JOE, Connor (1B/OF)
 JOHNSON, Blair (RHP)
 JOHNSON, James (LHP)
JOHNSON, Kris (LHP)
JOHNSON, Russ (INF)+++
JOHNSTON, Mike (LHP)
JONES, Brandon (OF)+++
JONES, JaCoby (SS)
 JONES, Jared (RHP)
 JORGENSEN, Tim (INF)
 JUNKER, Cameron (RHP)

-J-

-K-

KAISER, Connor (INF)
 KAMINSKA, Kyle (RHP)
KARSTENS, Jeff (RHP)***
 KASPAREK, Kenn (RHP)
KAYE, Justin (RHP)+++
KELLER, Mitch (RHP)
 KELLEY, Christian (C)
KENSING, Logan (RHP)+++
KEPPINGER, Jeff (INF)
 KESELICA, Sean (LHP)
 KING, Brad (C)
KINGHAM, Nick (RHP)
 KIRBY, Nathan (LHP)
KNIGHT, BRANDON (RHP)+++
 KOBOS, Will (RHP)
 KOCH, Grant (C)
KOEHLER, Tom (RHP)+++
KRAMER, Kevin (INF)
KRANICK, Max (RHP)
 KRAUSE, Kevin (OF)
 KREBS, Eric (RHP)
 KRÖL, Noah (RHP)
 KUCHNO, John (RHP)
KUHL, Chad (RHP)

-L-

LAKIND, Jared (LHP)
LAMBO, Andrew (OF)
 LANGSTON, Jay (INF)
 LANKFORD, Derrick (OF)
 LATIMORE, Quincy (OF)
 LEACH, Brian (RHP)
 LEE, Taber (INF)
 LEMONIS, Chris (INF)
LEROUX, Chris (RHP)+++
LERUD, Steve (C)
LEYBA, Domingo (INF)+++
LILLIBRIDGE, Brent (INF)
 LINAREZ, Valentin (RHP)
LINCOLN, Brad (RHP)
 LIRANZO, Jesus (RHP)
LIRIANO, Francisco (LHP)***
LOCKE, Jeff (LHP)
LOISELLE, Rich (RHP)***
 LONG, Garrett (OF)
LONG, Joey (LHP)+++
LOONEY, Brian (LHP)+++
 LOPEZ, Jose (RHP)
 LOPEZ, Junior (RHP)
LOPEZ, Pedro (INF)+++
 LOREE, Mike (RHP)
 LORENZANA, Luis (INF)
 LORENZO, Matt (RHP)
LORRAINE, Andrew (LHP)+++
 LUDWIG, Pat (RHP)
LUNDQUIST, Dave (RHP)+++
LUPLOW, Jordan (OF)
 LYTLE, Chaz (OF)

-M-

MacGREGOR, Travis (RHP)
MACHADO, Anderson (INF)+++
MACHI, Jean (RHP)
 MACIAS, Fabricio (OF)
MACKOWIAK, Rob (INF)
MADRIS, Bligh (OF)
 MAFFEI, Justin (OF)
MAGGI, Drew (INF)
MAHOLM, Paul (LHP)
MALDONADO, Carlos (C)
 MANASA, Alex (RHP)
MANN, Brandon (LHP)
 MANN, Derek (INF)
 MANZUETA, Roberto (RHP)
MARCANO, Tucupita (INF/OF)+++
 MARCOS, Norkis (INF)
 MARRERO, Christian (OF)
MARTE, Starling (OF)
 MARTIN, Greg (LHP)
MARTIN, Jason (OF)
 MARTIN, Jeff (RHP)
 MARTIN, Justin (INF)
 MARTIN, Mason (INF)
MARTINEZ, Anastacio (RHP)

1999
 2012-15
2011-12
2005
 2018-19
 2003-06
2019, 2022
 2023
 2021
 2016-18
 2021
2017
 2008
 2005-06
2012
2007
2003
2010
2015
 2023
 1999
 2022-23
2021
 2012
2012^, 13^
 2013-14
2005
2017-18
 2018
2012
2004
 2017-19
 2002
2013-14, 16, 18
 2021
2006
 2022
 2021-22
2019
2017
2021
 2018
 2009
 2011
 2015-17
2015
 2016-17
2010-13
 2001
 2000-01
 2011-12
 2011
 2005-07
 2002
2011
2008-09
2023
2006
 2023
2009
 2018-19
2013^
2010-11
2000^
 1999-00
1999
2002
 2001-02
 2016
2009
 2011
 1999-00
 2006
2004
 2014
2004
2017
 2005-06

ALL-TIME ROSTER: NUMERICAL

- 2 -

Tike Redman.....	1999
Mel Rosario.....	1999
Nate McLouth.....	2004
Matt Meath.....	2005
Pedro Powell.....	2008
Jim Negrych.....	2009
Yung Chen.....	2010
Brandon Moore (Hitting Coach).....	2011
Brock Holt.....	2012
Gustavo Nunez.....	2012
Andy Vasquez.....	2013-15
Gift Ngoepe.....	2015
JaCoby Jones.....	2015
Anderson Feliz.....	2016
Kevin Newman.....	2017
Anderson Feliz.....	2017
Mitchell Tolman.....	2017
Pablo Reyes.....	2018
Stephen Alemais.....	2018-19
Austin Coley.....	2019
Adrian Valerio.....	2019
Ji-Hwan Bae.....	2021
Tucupita Marcano.....	2022
Joe Jacques.....	2022
Andres Alvarez.....	2022-23

- 3 -

Kevin Haverbusch.....	1999
Tracy Sanders.....	2000
Shane Monahan.....	2001
Randy Meadows.....	2002
Ian Oguendo (Snell).....	2003
Matt Peterson.....	2004
Brandon Chaves.....	2004-07
Melvin Dorta.....	2008
James Boone.....	2009
Gorkys Hernandez.....	2009
Shelby Ford.....	2010-11
Matt Curry.....	2011
Robbie Grossman.....	2012
Drew Maggi.....	2012
Mel Rojas Jr.....	2013-14
Ralph Henriquez.....	2014
Eric Wood.....	2015-16
Chris Diaz.....	2017
Logan Ratledge.....	2017
Cole Tucker.....	2017-18
Brett Pope.....	2019
Trey McGough.....	2021
Ethan Paul.....	2021
Liover Peguero.....	2022
Mason Martin.....	2023
Eli Wilson.....	2023

- 5 -

Luis Figueroa.....	1999
Jack Wilson.....	2000
Shaun Skrehot.....	2001-2004
Andy Wilson.....	2005
Taber Lee.....	2005-06
Matt Meath.....	2007
Shelby Ford.....	2008
Jack Wilson.....	2008
Brian Friday.....	2009
Jim Negrych.....	2010
Jose De Los Santos.....	2010
Jordy Mercer.....	2011
Josh Rodriguez.....	2011
Andy Vasquez.....	2012
Elevyz Gonzalez.....	2012
Tony Sanchez.....	2013
Gift Ngoepe.....	2013
Dan Gamache.....	2014
Max Moroff.....	2015
Joey Cora (Manager).....	2016
Wyatt Mathisen.....	2017-18
Josh Harrison.....	2018
Bryan Reynolds.....	2018
Bralin Jackson.....	2019

Cal Mitchell.....	2021
Nick Gonzales.....	2022
Drew Maggi.....	2023
Jackson Wolf.....	2023

- 6 -

Garrett Long.....	1999-2000
Shawn Garrett.....	2002
Chris Duffy.....	2003-04
Vic Buttlar.....	2005
Howie Clark.....	2005
Chaz Lytle.....	2006
Justin Elliott.....	2007
Pat Bresnahan.....	2008
Jeff Corsaletti.....	2009
Chase d'Arnaud.....	2010
Starling Marte.....	2011
Kelson Brown.....	2012-14
Adam Frazier.....	2015
Chris Diaz.....	2016
Connor Joe.....	2017
Jackson Williams.....	2018
Logan Ratledge.....	2018
Ryan Peurifoy.....	2019
Robbie Glendinning.....	2019
Daniel Amaral.....	2021-22
Claudio Finol.....	2022
Jonathan Prieto (Coach).....	2022
Cale Johnson (Pitching Coach).....	2023
Grant Ford.....	2023

- 7 -

Del Matthews.....	1999
Rob Mackowiak.....	2000
Rich Paz.....	2001
Victor Rodriguez.....	2002
Shawn Garrett.....	2003
Jeff Keppinger.....	2004
G.J. Raymundo.....	2005
Brandon Moore (Hitting Coach).....	2006-08
Matt Walbeck.....	2009-10
P.J. Forbes.....	2011-12
Drew Maggi.....	2013-14
Jonathan Schwind.....	2015
Reese McGuire.....	2016
Elvis Escobar.....	2016
Chase Simpson.....	2017
Casey Hughston.....	2017
Justin Maffei.....	2017
Keoni De Renne (Hitting Coach).....	2018
Bligh Madris.....	2019-21
Carter Bins.....	2021
Jesus Valdez.....	2021
Jack Suwinski.....	2022
Brendt Citta.....	2022
Connor Scott.....	2022
Callix Crabbe (Manager).....	2023

- 10 -

Matt Dunbar.....	1999
Rico Washington.....	2000-2002
Victor Mercedes.....	2005
Rich Thompson.....	2005
Vic Buttlar.....	2006
Carlos Maldonado.....	2006
Andrew McCutchen.....	2006-07
James Boone.....	2008
Pedro Lopez.....	2009
Shelby Ford.....	2009
Josh Harrison.....	2010
Brad Chalk.....	2011
Adalberto Santos.....	2012-13
Gift Ngoepe.....	2014
Dan Gamache.....	2015
Austin Meadows.....	2015
Erich Weiss.....	2016
Zane Chavez.....	2017
Jackson Williams.....	2017
Daniel Zamora.....	2017
Ke'Bryan Hayes.....	2018
Stephen Alemais.....	2018

HISTORY | RECORDS

PIRATES' RETIRED NUMBERS

The Pittsburgh Pirates have retired 10 uniform numbers at the Major League level. It is Pirates' policy that those numbers are not to be worn by any of their players in the minors throughout the farm system. Those numbers are:

1	4	8	9	11
BILLY MEYER	RALPH KINER	WILLIE STARGELL	BILL MAZEROSKI	PAUL WANER
20	21	33	40	42
PIE TRAYNOR	ROBERTO CLEMENTE	HONUS WAGNER	DANNY MURTAUGH	JACKIE ROBINSON

*Robinson's number was retired throughout Major League Baseball on July 12, 1997

Hunter Owen2019
 Chris Sharpe.....2019
 Cam Allred.....2021
 Alex Manasa.....2021
 Brendt Citta.....2021
 Grant Koch.....2021
 Omar Cruz.....2022
 Liover Peguero.....2023
 Tsung-Che Cheng.....2023

- 11 -

Bronson Arroyo.....1999
 Shaun Skrehot.....2000-01
 Larry Wimberly.....2002
 Joe Caruso.....2003
 Ray Navarrete.....2004
 Rajai Davis.....2005
 Brandon Knight.....2006
 Vic Buttlar.....2007

- 12 -

Chris Wimmer.....1999
 Joe Beimel.....2000
 Tony Alvarez.....2002
 Ray Navarrete.....2003
 Michael Cockrell.....2004
 David Davidson.....2006
 Taber Lee.....2007
 Derek Hankins.....2008-10
 Anderson Machado.....2009
 Brock Holt.....2011
 Austin McClune (Coach).....2013
 Adrian Sampson.....2012
 Clint Barmes.....2012
 Michael Ryan (Manager).....2017-19
 Josh Bissonette.....2021-22
 Carter Bins.....2022
 Henry Davis.....2022
 Matt Fraizer.....2023

- 13 -

Jayson Bass.....2000
 Neal McDade.....2002-03
 Donaldo Mendez.....2004
 Craig Stansberry.....2005
 Javier Guzman.....2006-07
 Luis Cruz.....2008
 Jim Negrych.....2008
 Pedro Alvarez.....2009
 Matt Hague.....2010
 Jeremy Farrell.....2011
 Tyler Waldron.....2012
 Greg Picart.....2012
 Gerrit Cole.....2012
 Carlos Garcia (Manager).....2013-14
 Stetson Allie.....2016
 Elvis Escobar.....2017-18
 Alfredo Reyes.....2018-19
 Stephen Alemans.....2018
 Adrian Valerio.....2019
 Darnell Sweeney.....2019
 Oneil Cruz.....2019-21
 Will Matthiessen.....2022
 Tyler Samaniego.....2022-23

- 14 -

Paul Ah Yat.....1999
 Danny Carrasco.....2000
 Lee Evans.....2001
 Clint Chrysler.....2002
 Jose Castillo.....2003
 Ryan Doumit.....2004
 Scott Neuberger.....2005
 Adam Boeve.....2005
 Travis Chapman.....2006
 Neil Walker.....2006
 Kip Bouknight.....2007
 Derek Hankins.....2007
 Anthony Webster.....2008
 Jason Delaney.....2009
 Jordy Mercer.....2010
 Jeremy Farrell.....2012
 Carlos Paulino.....2013
 Joely Rodriguez.....2014
 Keon Broxton.....2015
 Tom Prince (Manager).....2015
 Edwin Espinal.....2016-17
 Jonathan Schwind.....2017
 Ke'Bryan Hayes.....2018
 Bralin Jackson.....2018
 Jason Delay.....2019
 Jonah Davis.....2021
 Matt Fraizer.....2021
 Bear Bellomy.....2022-23
 Carter Bins.....2023

- 15 -

Ken Giard.....1999
 Bruce Tanner (Pitching Coach).....2000
 Alex Pena.....2000
 Carlos Rivera.....2001
 Brian O'Connor.....2002
 Rick Palma.....2003
 Jeremy Harts.....2004-05
 Octavio Martinez.....2006
 Romulo Sanchez.....2007
 Jimmy Barthmeier.....2008
 Steve Lerud.....2008-09
 James Skelton.....2010
 Bryan Morris.....2010
 Anthony Claggett.....2011
 Ryan Beckman.....2012

Jose Contreras.....2013
 Charlie Morton.....2013
 Alen Hanson.....2013
 Carlos Paulino.....2014
 Chad Kuhl.....2015
 Austin Meadows.....2016
 Travis MacGregor.....2021-23
 Jeff Passantino.....2022
 Fabricio Macias.....2022
 Anthony Solometo.....2023
 Michell Miliano.....2023

- 16 -

Adam Hyzdu.....1999-00
 (Retired - 2000)

- 17 -

Kane Davis.....1999
 Brad Guy.....2000
 Brett Roneberg.....2003
 Chris Snusz.....2004
 Rudy Pena.....2004
 Paul Maholm.....2005
 Jason Roach.....2005
 Brett Roneberg.....2006-07
 David Davidson.....2008
 Jamie Romak.....2008
 Tyler Herron.....2009
 Eric Krebs.....2009
 Kris Watts.....2010-11
 Matt Curry.....2012-14
 Ali Solis.....2013
 Chase d'Arnaud.....2013
 Neil Walker.....2013
 Orlando Castro.....2014
 Stan Kyles (Pitching Coach).....2014
 Barrett Barnes.....2015-16
 Austin Coley.....2017
 Yeudy Garica.....2018-19
 Shea Murray.....2021
 Tahnaj Thomas.....2022-23
 Domingo Gonzalez.....2022

- 18 -

Mike Asche.....1999
 Carlos Alvarado.....2000
 Sean Burnett.....2003
 Gary Thomas.....2004
 Brant Ust.....2006
 Justin Vaclavik.....2007
 Brian Finegan.....2008
 Brad Lincoln.....2009
 Miles Durham.....2009
 Aaron Thompson.....2011
 Anthony Norman.....2012
 Jeff Karstens.....2012
 Jeff Inman.....2012
 Justin Howard.....2013-14
 Zack Dodson.....2014-15
 Jose Osuna.....2016
 Elias Diaz.....2016
 Tate Scioneaux.....2017-19
 Sean Brady.....2019
 Gary Green (Bench Coach).....2021
 Jared Triolo.....2022
 Juan Minaya.....2023
 Braxton Ashcraft.....2023

- 19 -

Alexander Hernandez.....1999
 Dan Meier.....2002
 Chad Lytle.....2005
 Jose Bautista.....2005
 Ray Searage (Pitching Coach).....2006
 Ray Sadler.....2006
 Jason Bowers.....2007-08
 Victor Alvarez.....2008
 Yoslan Herrera.....2009
 Jeremy Barthaier.....2010
 Bryan Marris.....2011
 Kris Johnson.....2012
 Miles Durham.....2012
 Erik Turgeon.....2012
 Jhonathan Ramos.....2013
 Junior Sosa.....2014-15
 Angel Sanchez.....2014
 Brett McKinney.....2015
 Frank Duncan.....2016
 Kevin Newman.....2016
 Kevin Riggs (Hitting Coach).....2017
 Jesus Liranzo.....2018
 Austin Coley.....2018
 Mitchell Tolman.....2019
 Jesse Medrano.....2019
 Raul Hernandez.....2021
 Cam Vieaux.....2021
 Noe Toribio.....2022
 Aaron Shortridge.....2022
 Josh Palacios.....2023
 Lolo Sanchez.....2023

- 22 -

Armando Rios.....2002
 Jeff Andrews (Pitching Coach).....2003-05
 Nyjer Morgan.....2006
 Mike Connolly.....2006
 Jonel Pacheco.....2009
 Angel Gonzalez.....2009
 Quincy Latimore.....2011-12
 Eliecer Navarro.....2013
 Stefan Welch.....2013

ALL-TIME ROSTER: NUMERICAL



Alen Hanson2014
 Tyler Glasnow.....2015-16
 Erich Weiss2016
 Justin Maffei.....2016-17
 Jake Brentz.....2017
 Kieran Mattison (Manager).....2022
 Henry Davis.....2023
 Chavez Young.....2023

- 23 -

Jeff Livesey (Hitting Coach)1999-2000
 Jose Lopez.....2002
 Kevin Nicholson2003-04
 Chris Snusz2005
 Craig Stansberry.....2006
 Brian Bixler.....2006
 Wardell Startling.....2007
 Brad Corley.....2008
 Milver Reyes.....2009
 Hector Gimenez2009-10
 Tom Boleska2011
 Greg Picart.....2011
 Jeff Johnson (Pitching Coach).....2012
 Matt Benedict2014-15
 Collin Balester.....2015
 Harold Ramirez.....2016
 Chris Stewart2016
 Jordan Luplow.....2017
 Logan Hill.....2017, 2019
 Jonathan Schwind2017
 Jason Martin2018
 Elvis Escobar.....2018
 Robbie Glendinning2019
 Mason Martin2021
 Kyle Nicolas.....2022-23
 Nick Dombkowski.....2023

- 24 -

Matt Bryant.....1999
 Matt Duff2000
 Darren Burton2001
 Kevin Sefcik.....2002
 Marc Deschenes.....2002
 Mike Connolly.....2003-05
 Paul Chiaffredo.....2005
 Simon Pond2006
 Neil Walker.....2007
 Jonel Pacheco.....2008
 Pedro Alvarez.....2009
 Brandon Jones.....2010
 Alex Presley.....2010
 Andrew Lambo.....2010
 Brian Leach2011
 Kyle McPherson.....2011
 Jarek Cunningham.....2012-13
 Willy Garcia2014-15
 Mel Rojas Jr.....2015
 Hunter Morris.....2015
 Jonathan Schwind2016
 Ryan Vogelsong.....2016
 Tanner Anderson.....2017
 Bryan Reynolds.....2018
 Jordan George.....2018
 Scooter Hightower.....2019
 Gift Ngoepe.....2019
 Elvis Escobar.....2019
 Joe Jacques.....2019
 Canaan Smith-Njigba.....2021
 Blake Sabol.....2022
 Henry Davis.....2022
 Connor Scott.....2023

- 25 -

Alonso Beltran1999
 Darren Burton2000
 Carlos Rivera.....2002
 Chan Perry.....2003
 Ray Sadler2004
 Justin Kaye.....2005
 Rich Thompson.....2006
 Dave Parrish.....2006-07
 Brian Peterson.....2007
 Miguel Perez.....2008-09
 Craig Hansen.....2010
 Eric Fryer.....2011
 Andrew Lambo.....2011, 2013
 Oscar Teheda.....2012
 Kyle Cofield.....2012
 Gregory Polanco.....2013
 Jerek Cunningham.....2014
 Sebastian Valle.....2015
 Josh Smith.....2016
 Nick Kingham.....2016
 Michael Suchy.....2017
 Will Craig.....2018
 Jon Nunnally (Hitting Coach).....2019, 2022-23
 Jeff Passantino.....2021

- 26 -

Sam McConnell.....1999
 J.J. Davis.....2002
 Ronny Paulino2003-05
 Josh Sharpless.....2005
 Ray Searage (Pitching Coach)2006
 Dewon Brazelton.....2007
 Randy Ruiz.....2007
 Jason Delaney.....2008
 Jose Tabata2008
 Ryan Long (Hitting Coach).....2009-10, 2013-14
 Tony Sanchez2011-12
 Josh Smith.....2015
 Brett McKinney.....2016

Pedro Vasquez.....2018-19
 James Marvel.....2018
 Cristofer Melendez.....2021
 Austin Roberts.....2022
 Omar Cruz.....2023

- 27 -

David Daniels1999
 Humberto Cota.....2000
 Tony Deroso.....2002
 B.J. Barnes2003
 Scott Sheldon.....2004
 Ben Shaffar2004
 David Lundquist.....2004
 Javier Guzman.....2005
 Hansel Iztquierdo.....2005
 Matt Lorenzo.....2006
 Adam Boeve.....2006-07
 Yostan Herrera.....2008
 Dean Treanor (Pitching Coach).....2009
 Michael Ryan (Coach).....2012
 Zack Thornton.....2013
 Zack Dodson.....2013
 Jeff Inman.....2014
 Wandy Rodriguez.....2014
 Tyler Waldron.....2014
 Kawiika Emsley-Pai.....2014
 Jason Creasy.....2015-16
 Pablo Reyes.....2017
 Joe Musgrove.....2018
 Eduardo Vera.....2018
 Beau Sulser.....2019
 David Newhan (Hitting Coach).....2021
 Grant Koch.....2022
 Lolo Sanchez.....2022-23
 Abrahan Gutierrez.....2023
 Joe Perez.....2023
 Paul Skenes.....2023

- 28 -

Reed Sechrist.....1999
 John Grabow.....2000
 Josh Bonifay.....2003-05
 Chris Hernandez.....2006-08
 Jeff Sues.....2008
 Brad Corley.....2009
 Sean Smith.....2009
 Miles Durham.....2010-11
 Travis Scott.....2011
 Vic Black.....2012
 Miguel Perez.....2013
 Miles Durham (Coach).....2014
 Stetson Allie.....2015
 Jared Lakind.....2016
 Alex McRae.....2017
 Jake Brentz.....2018
 Dario Agrazal.....2018
 Adrian Valerio.....2019
 Nicholas Economos.....2019
 Matt Fraizer.....2022
 Domingo Leyba.....2023
 Will Mattheissen.....2023

- 29 -

Tracy Sanders.....2000
 John Pachot.....2002
 Clint Chrysler.....2003
 Tony Beasley (Manager).....2004-05
 Chad Blackwell.....2006
 Jason Roach.....2006
 Kip Wells.....2006
 Sean Casey.....2006
 Brad Corley.....2007
 Tim Leiper (Manager).....2008
 Randy Newsom.....2009
 Ray Chang.....2009
 Tyler Cox.....2011
 Joe Beimel.....2011
 Brandon Cumpston.....2012
 Oscar Tejeda.....2013
 Tim Alderson.....2013
 Jeff Karstens.....2013
 Elias Diaz.....2014
 Tom Harlan.....2015
 Buddy Borden.....2017
 Kevin Kramer.....2017
 Geoff Hartlieb.....2018
 Francisco Cervelli.....2018-19
 James Marvel.....2019
 John O'Reilly.....2019
 Miguel Perez (Manager).....2021
 Dylan Shockley.....2022-23
 Valentin Linarez.....2023

- 30 -

J.R. House.....2001
 Jason Brown.....2002
 Chris Heintz.....2003
 Brady Borne.....2004-06
 Brian Rogers.....2006
 Ryan Doumit.....2006
 Milver Reyes.....2007
 Matt Capps.....2008
 Evan Meek.....2008
 Brian Holliday.....2008
 Kyle McPherson.....2008
 Dustin Molleken.....2009-10
 Yunesky Sanchez.....2011
 Diego Moreno.....2011
 Chris Leroux.....2011
 Phil Irwin.....2012
 Zachary Foster.....2012

HISTORY RECORDS

Jameson Taillon.....	2012
Alex Dickerson.....	2013
Nathan Baker.....	2014
Jhondaniel Medina.....	2015-16
Jared Lakind.....	2017
Matt Eckelman.....	2018
Joel Cesar.....	2019
Shea Murray.....	2019
Noe Toribio.....	2021
Andres Alvarez.....	2022
Jeff Passantino.....	2022
Justin Meis.....	2023

- 31 -

Craig Wilson.....	1999
Brian O'Connor.....	2000
Shawn Camp.....	2001
Ben Shafar.....	2002-03
Chris Shelton.....	2003
Brandon Agamennone.....	2004
Zach Duke.....	2004, 2010
Yurendell De Caster.....	2005
Chris Truby.....	2007
Carlos Maldonado.....	2007
Ronald Belisario.....	2007-08
Jose Tabata.....	2009
Jeff Locke.....	2010-11
Brett Sinkbell.....	2011
Ryan Long (Hitting Coach).....	2012
Luis Sanz.....	2013
John Holdzkorn.....	2014
Clario Perez.....	2015
Jerrick Suiter.....	2017, 2019
Nick Burdi.....	2018
Omar Cruz.....	2021
Will Kobos.....	2022
Cristofer Melendez.....	2022
Gary Green (Bench Coach).....	2023

- 32 -

Luis Iglesias.....	1999
Brian Smith.....	2000
Brady Borner.....	2003
Neal McDade.....	2004
James Johnson.....	2005-06
Angel Gonzalez.....	2008
Derek Antelo.....	2008
Shawn Nottingham.....	2009
Phillip Dumatrait.....	2009
Tim Alderson.....	2009-11
Miguel Perez.....	2012
Kyle Kaminska.....	2012
Duke Welker.....	2012
Brandon Cumpston.....	2013
Quinton Miller.....	2013-14
Jacob Stallings.....	2015
Brandon Waddell.....	2016-18
Dario Agrazal.....	2017
Tyler Gaffney.....	2018
Angel German.....	2019
Rodolfo Castro.....	2021
Chase Murray.....	2021
Diego Castillo.....	2021
Luis Ortiz.....	2022
Cameron Junker.....	2022-23

- 34 -

Brian O'Connor.....	1999
Mike Ayers.....	2000
Kevin Haverbusch.....	2002
Paul Weichard.....	2002
Rick Palma.....	2002
Jeff Bennett.....	2003
Ray Sadler.....	2003
Ian Snell.....	2004
Ben Shaffar.....	2005

Russ Johnson.....	2007
Todd Redmond.....	2007
Michael Nannini.....	2007
Ray Chang.....	2008
Corey Hamman.....	2009
Ramon Aquero.....	2009
Michael Dube.....	2010-11
Mike Cola.....	2012
Jeff Inman.....	2013
Nick Kingham.....	2013, 2018
J.T. Brubaker.....	2017-18
Montana DuRapau.....	2018
Scooter Hightower.....	2018
Vicente Campos.....	2019
Cam Vieaux.....	2019
Will Gardner.....	2021
Zach Matson.....	2022
Nick Dombkowski.....	2022
Jacob Gonzalez.....	2023

- 35 -

Scott Lovekamp (Pitching Coach).....	1999
Keith Williams.....	2000
J.R. House.....	2002
Anastacio Martinez.....	2003
Frank Brooks.....	2003
Tomas De La Rosa.....	2004
Jason Alcalá.....	2004
Jorge Cortes.....	2004-05
Wardell Starling.....	2006
Chris Rojas.....	2006
Kevin Roberts.....	2008
Ramon Agüero.....	2010
Phil Irwin.....	2011
Jose Hernandez.....	2011
Tim Alderson.....	2012
Ethan Hollingsworth.....	2013
Yao-Hsun Yang.....	2014
Brandon Mann.....	2014
Josh Bell.....	2014
John Kuchno.....	2015
Miguel Rosario.....	2016-17
Mitch Keller.....	2017-18
Arden Pabst.....	2018
Jake Brentz.....	2019
Blake Cederlind.....	2019
Diego Castillo.....	2021
John O'Reilly.....	2021
Stephen Morales (Coach).....	2022
Matt Gorski.....	2022-23
Bubba Chandler.....	2023

- 36 -

Wilson Guzman.....	2000
Brian Looney.....	2002
Mike Gonzalez.....	2002
Todd Ozias.....	2003
Josh Shortstef.....	2006
John Van Benschoten.....	2006
Ray Searage (Pitching Coach).....	2006
Jose Paniagua.....	2007
David Davidson.....	2007
Scott Nestor.....	2009
Anthony Norman.....	2010
Matt McSwain.....	2011-12
Christian Marrero.....	2012
Juan Cruz.....	2012
Nathan Baker.....	2013
Nick Kingham.....	2014
Jhonthan Ramos.....	2014
Angel Sanchez.....	2015
Adam Miller.....	2015
Tyler Eppler.....	2015-16
Montana DuRapau.....	2017

HISTORY RECORDS

CURVE AROUND THE GLOBE

ALL-TIME CURVE PLAYERS BY BIRTH STATE

California.....	103	Alabama, Massachusetts.....	10	Rhode Island, D.C.....	2
Florida.....	51	North Carolina.....	10	Delaware, Arkansas, Oregon, New Hampshire.....	2
Texas.....	50	Michigan, Missouri, Virginia.....	9	Alaska, Idaho.....	1
Ohio.....	26	Oklahoma.....	8	Minnesota, Nebraska.....	1
Pennsylvania.....	25	Arizona, Colorado, Kentucky, Louisiana.....	7	New Mexico.....	1
New York.....	24	Mississippi, Wisconsin, Kansas.....	6	South Dakota, Vermont.....	1
Illinois.....	17	Connecticut.....	6	Maine, Montana.....	0
Georgia, New Jersey, Washington.....	15	South Carolina.....	5	North Dakota, Wyoming.....	0
Tennessee.....	14	Iowa, Maryland, West Virginia.....	4		
Indiana.....	11	Hawaii, Nevada, Utah.....	3		

ALL-TIME CURVE PLAYERS BY BIRTH COUNTRY

United States.....	534	Cuba.....	6	Saudi Arabia.....	1
Dominican Republic.....	83	Colombia.....	5	Honduras.....	1
Venezuela.....	40	Panama.....	4	South Africa.....	1
Mexico.....	14	Taiwan.....	4	Lithuania.....	1
Puerto Rico.....	10	Bahamas.....	2	South Korea.....	1
Canada.....	8	Curacao.....	2		
Australia.....	7	Belgium.....	1		

ALL-TIME ROSTER: NUMERICAL



Brandon Cumpston.....2017
 Logan Sendelbach.....2018
 Cam Vieaux.....2019
 Domingo Robles.....2019
 Arden Pabst.....2021
 Colin Selby.....2022
 Jared Jones.....2023
 Tsung-Che Cheng.....2023
 Jackson Glenn.....2023

- 37 -

Lee Evans.....2000
 Matt Montgomery.....2002
 Mike Johnston.....2003
 Bryan Bullington.....2004
 Tom Gorzelanny.....2005
 Jorge Vasquez.....2006
 Yoslan Herrera.....2007
 Jeff Sues.....2009-10
 Corey Hamman.....2010
 Anthony Claggett.....2010
 Jared Hughes.....2011, 2013
 Anthony Norman.....2011
 Charlie Cutler.....2012-13
 Tom Hartan.....2014
 Chris Stewart.....2015
 Jose Osuna.....2015
 Kevin Kramer.....2017
 Stephen Morales (Coach).....2018
 Sean Brady.....2019
 Cody Ponce.....2019
 Tom Koehler.....2019
 Deon Stafford.....2021
 Nathan Kirby.....2021
 Ethan Paul.....2021
 J.C. Flowers.....2022
 Aaron Shortridge.....2023
 Beau Sulser.....2023

- 38 -

Tony Pavlovich.....2002
 Joe Caruso.....2002
 Eddie Candelario.....2004
 Matt Bimeal.....2004
 Shane Youman.....2005
 Josh Sharpless.....2006
 Alex Fernandez.....2007
 Dan Reichert.....2008
 Brad Holman (Pitching Coach).....2008
 Tony Watson.....2009-10
 Ramon Cabrera.....2012, 2014
 Jacob Stallings.....2012
 Casey Salder.....2013
 Stan Kyles (Pitching Coach).....2014
 Yhonathan Barrios.....2015
 Montana DuRapau.....2015
 Edgar Santana.....2016
 Yeudy Garcia.....2017
 John Bormann.....2018
 Enny Romero.....2018
 Dario Agrazat.....2018-19
 Luis Escobar.....2018
 Joel Cesar.....2019
 Max Kranick.....2021
 Jason Delay.....2021
 Dylan Busby.....2021
 Joe Jimenez.....2021
 Connor Scott.....2022
 Malcom Nuñez.....2022
 Grant Koch.....2022
 Nick Dombkowski.....2023
 Norkis Marcos.....2023
 Jase Bowen.....2023

- 39 -

Jim Baron.....1999
 Steve Sparks.....2000
 Chris Lemonis.....2002
 Brad King.....2002
 John Wehner (Hitting Coach).....2003
 Bobby Bradley.....2004
 Matt Capps.....2005
 Greg Martin.....2005
 Jonathan Albaladejo.....2006
 Peter Bergeron.....2007
 Michael Crotta.....2007, 2009-10
 Steve Pearce.....2007
 Corey Hamman.....2008
 Moises Robles.....2008
 Diego Moreno.....2010
 Aaron Pribanic.....2011-12
 Shairon Martis.....2012
 Evan Chambers.....2012
 David Bromberg.....2013
 Stetson Allie.....2014
 John Kuchno.....2016
 Sean Keselica.....2017-19
 Austin Coley.....2019
 Chris Sharpe.....2019
 Blake Cederlind.....2019
 Cody Ponce.....2019
 Claudio Finol.....2021
 Jack Suwinski.....2021
 Aaron Shackelford.....2022
 Claudio Finol.....2023
 Geronimo Franzua.....2023

- 41 -

Aaron France.....1999-00
 John Grabow.....2002-03
 Mike Moriarty.....2004
 Ray Sadler.....2005

Milver Reyes.....2006
 Ryan Doumit.....2008
 Christian Castorri.....2008
 Daniel Moskos.....2009-10
 Noah Krol.....2011
 Kris Harvey.....2012
 Jason Townsend.....2013
 Emmanuel De Leon.....2014
 Kevin Riggs (Hitting Coach).....2015-16
 Bryan Hickerson (Pitching Coach).....2017-18
 Jared Oliva.....2019
 Drew Benes (Pitching Coach).....2022
 Noe Toribio.....2023

- 43 -

Marty Brown (Manager).....1999-2000
 Justin Reid.....2002
 Tom Fordham.....2003
 Jeff Miller.....2004
 Carlos Maldonado.....2005
 Romulo Sanchez.....2006
 Derrik Moeves.....2006
 Omar Falcon.....2007
 Brandon Williams.....2007
 Kris Watts.....2008
 Blair Johnson.....2008
 Chris Duffy.....2008
 Jamie Romak.....2009
 Gorkys Hernandez.....2010
 Mike Colla.....2010-11
 Nathan Baker.....2012
 Jason Grilli.....2013
 Pat Ludwig.....2014
 Jeff Inman.....2015
 Cody Dickson.....2016-17
 Sam Street.....2018
 Stephen Alematis.....2018
 Cam Vieaux.....2018
 Sean Keselica.....2019
 Ryan Valdes.....2019
 Cody Bolton.....2019
 Brad Case.....2021
 Oliver Garcia.....2022-23
 Claudio Finol.....2022
 Endy Rodriguez.....2022

- 44 -

Ron Wright.....1999
 Derrick Lankford.....2000
 Ryan Vogelsong.....2002
 Shawn Camp.....2003
 Brad Guy.....2003
 Elio Serrano.....2004
 Matt Peterson.....2005-07
 Kyle Bloom.....2008-09
 Justin Wilson.....2010
 Aaron Poreda.....2012
 Stefan Welch.....2012
 Jameson Taillon.....2013
 Dan Cevette.....2013
 Taylor Hearn.....2018
 Blake Weiman.....2018
 Jerrick Suiter.....2019
 Oneil Cruz.....2019
 Osvaldo Bido.....2021
 Carmen Mlodzinski.....2022
 Norkis Marcos.....2023

- 45 -

Eddy Furniss.....2000
 Jim Dougherty.....2002
 Nick Gravelle.....2002
 Brad Guy.....2002
 Kris Benson.....2002
 John Van Benschoten.....2003
 Tom Evans.....2004
 Yurendell De Caster.....2004
 Paul Stewart.....2005
 Tim Leiper (Manager).....2006
 Luis Munoz.....2007
 Joshua Hill.....2008-09
 Jared Hughes.....2009
 Ronald Uviedo.....2010
 Kyle McPherson.....2012
 Gerrit Cole.....2012
 Stolmy Pimentel.....2013
 Johnny Hellweg.....2017
 Cody Bolton.....2019
 Matt Eckelman.....2022-23
 Anthony Solometo.....2023

- 46 -

Enrique Burgos.....1999
 Dale Sveum (Manager).....2001-2003
 John Wehner.....2004
 Tom Evans.....2005
 Rafael Alvarez.....2006
 Pat Bresnahan.....2007
 Olio Astacio.....2007
 Ray Searage (Pitching Coach).....2007
 Milver Reyes.....2008
 Eddie Prasch.....2009
 Jared Hughes.....2009-10
 Rudy Owens.....2010
 Mike Loree.....2011
 Mike Crotta.....2011
 Jhonathan Ramos.....2012
 Andrew Lambo.....2012
 Kenn Kasparek.....2013-14
 Tom Prince (Manager).....2015
 Kevin Krause.....2018

HISTORY RECORDS

Nick Mears.....	2019
Steven Jennings.....	2021
Brad Case.....	2022-23
Mike Jarvis.....	2023
- 47 -	
Aaron Burnside.....	2002
Landon Jacobsen.....	2003-06
Ron Chiavacci.....	2006
Tim Leiper (Manager).....	2007
Brian Rogers.....	2008
Jared Hughes.....	2008
Lincoln Holdzkom.....	2009
Michael Dube.....	2009
Tom Filer (Pitching Coach).....	2010
Wally Whitehurst (Pitching Coach).....	2011
Ryan Beckman.....	2013-14
Josh Bell.....	2015
Jin-De Jhang.....	2016-18
Oddy Nunez.....	2021
Duane Underwood Jr.....	2022
Sean Sullivan.....	2023
- 48 -	
Chris Spurling.....	2002
Blake Stein.....	2004
Patrick O'Brien.....	2004
Brad Eldred.....	2004-05
Romulo Sanchez.....	2005
Blaine Neal.....	2006
Jason Roach.....	2007
Juan Mateo.....	2008-09
Jena Machi.....	2009
Rudy Owens.....	2010
Jason Townsend.....	2012
Logan Kensing.....	2012
Tyler Waldron.....	2013
Francisco Liriano.....	2013
Miguel Perez (Coach).....	2015
Clay Holmes.....	2019
Grant Koch.....	2021
Luis Oviedo.....	2022
Brendt Citta.....	2022
Duane Underwood Jr.....	2022
Dillon Peters.....	2022
Jason Delay.....	2022
Malcom Nuñez.....	2022
Aaron Shortridge.....	2023
Ji-Man Choi.....	2023
- 49 -	
Joan Montero.....	2014
Collin Balester.....	2014
Charlie Morton.....	2015
Steven Brault.....	2015
Dovydas Neverauskas.....	2016
Tomas Morales.....	2016-17
Christian Kelley.....	2018
Sean Brady.....	2019
Robbie Glendinning.....	2019
Yerry De Los Santos.....	2021
Blake Butler (Independent Baseball Performance Coach).....	2022-23
- 50 -	
A.J. Morris.....	2014
Charlie Morton.....	2014
Tyler Sample.....	2014
Justin Mecage (Pitching Coach).....	2015

David Whitehead.....	2016
Luis Heredia.....	2017
Jameson Taillon.....	2017
Bret Helton.....	2018
Roansy Contreras.....	2021
Mike Burrows.....	2022
Fabricio Macias.....	2023
Grant Ford.....	2023
Scott Elarton (Interim Pitching Coach).....	2023
Drew Benes (Interim Pitching Coach).....	2023
- 51 -	
Justin Mecage (Pitching Coach).....	2016
- 52 -	
Jason Townsend.....	2014
Matt Nevarez.....	2014
Tyler Sample.....	2015
Clay Holmes.....	2016
John Kuchno.....	2017
Joel Hanrahan (Pitching Coach).....	2019
Enmanuel Mejia.....	2022
Sean Sullivan.....	2023
- 53 -	
Stan Kyles (Pitching Coach).....	2013
James McDonald.....	2013
Keon Broxton.....	2014
Jeremy Bleich.....	2015
Rob Scahill.....	2015
Robert Stock.....	2015
Alex McRae.....	2016
Greg Picart (Coach).....	2017
Logan Hill.....	2018
Arden Pabst.....	2019
Hunter Stratton.....	2021
Quinn Priestler.....	2022
Braeden Ogle.....	2023
Joe Perez.....	2023
Jack Carey.....	2023
- 54 -	
Duke Welker.....	2011
Donnie Veal.....	2011
Hunter Strickland.....	2012
Stolmy Pimentel.....	2014
Claudio Finol.....	2023
- 55 -	
Blake Stein.....	2004
Matt Winters (Hitting Coach).....	2005
Nerio Rodriguez.....	2006
Shane Youman.....	2006
Nerio Rodriguez.....	2007
Ajay Soler.....	2007
Josh Shortslef.....	2008
- 56 -	
Andrew Lorraine.....	2004
Mike Crudale.....	2004
David Lundquist.....	2004
Franklin Perez.....	2006
Josh Shortslef.....	2007
Luis Munoz.....	2008

TALLEST CURVE PLAYERS

20 of the 24 players in Curve history listed at 6-foot-6 or taller have been right-handed pitchers.

John Holdzkom, RHP (2014).....	6-9
Johnny Hellweg, RHP (2017).....	6-9
Kenn Kasperek, RHP (2013-14).....	6-8
Tyler Glasnow, RHP (2015-16).....	6-8
Oddy Nunez, LHP (2021).....	6-8
Oneil Cruz, SS (2019-21).....	6-7
Jared Hughes, RHP (2008-11, '13).....	6-7
Will Mattheissen, 1B (2022).....	6-7
Blake Stein, RHP (2004).....	6-7
Tyler Sample, RHP (2014-15).....	6-7
Duke Welker, RHP (2011-12).....	6-7


TALLEST POSITION PLAYERS BY PRIMARY POSITION

C Jacob Stallings (2012, '15).....	6-5
1B Will Mattheissen (2022).....	6-7
2B Shelby Ford (2008-11).....	6-3
3B Neil Walker (2006-07, '13).....	6-3
SS Oneil Cruz (2019).....	6-7
LF/RF Todd Dunn (1999).....	6-5
CF Gregory Polanco (2013).....	6-5

The shortest player in Curve history was infielder Andy Wilson, listed at 5-foot-6, who played seven games for the Curve in 2005. After Elvis Escobar converted from outfielder to left-handed pitcher in 2018, Escobar's 5-foot-8 measurements made him the shortest Curve pitcher on record followed by Alonzo Beltran (1999), Wilson Guzman (2000) and Elicer Navarro (2013) at 5-foot-9.

TRIPLE PLAY BASEBALL

On May 27, 2010 in Akron, the Altoona Curve turned the second-ever triple play in franchise history. Previously, the lone triple play in team history occurred on May 2, 2001. In 2010, Chase d'Arnaud caught a line drive off the bat of John Drennen, stepped on second and threw to first to get an innings worth of work complete in a matter of moments. The first triple play came against Harrisburg, a 2-6-4 groundout, J.R. House to Shaun Skrehot to Chris Peterson.



HISTORY RECORDS

It didn't take long for the city of Altoona to show the critics who said the area was too small to support a professional baseball team that it has as knowledgeable and caring fans as anywhere minor league baseball is played. It didn't take Adam Hyzdu long to discover that fact either.

When the minor league veteran signed as a free agent with the Pirates shortly after being released by the Red Sox organization early in the 1999 season, Curve fans were just getting used to their new team and its beautiful new ballpark. Few probably even knew the names of the players they were cheering for. But soon, everyone knew about Hyzdu.

He was the club's Most Valuable Player during the inaugural 1999 season, batting .316 with 24 home runs and 78 RBI in just 91 games, before earning a late-season promotion to Triple-A. Most people thought they had seen the last of Hyzdu in a Curve uniform.

However, after a less-than-intent look from the Pirates in major league spring training, and much to the surprise of the fans of Altoona, Hyzdu returned to the Curve for the 2000 season. Although perhaps initially upset about returning to the Double-A level for the fifth time in his career, Hyzdu tore up Eastern League pitching and in return won the hearts of Curve fans. In 142 games for the 2000 Curve, he batted .290 with team records for home runs (31) and RBI (106) and earned the Eastern League's Most Valuable Player Award. By the middle of the season, the entire city of Altoona was campaigning for Hyzdu's promotion to the major leagues.

And just when it appeared as though Adam Hyzdu's 11th season as a professional baseball player would end without a major league at-bat, he had the week of his life. On September 4th, following a season-ending loss to Akron, his number 16 jersey was retired by the Curve--an honor not normally bestowed upon a minor league baseball player. Then, just four days later, Hyzdu received the call he had been waiting for--he was heading to the major leagues with the Pittsburgh Pirates! He singled in his first major league at-bat on September 8th and 12 days later hit his first major league home run against the Philadelphia Phillies at Veterans Stadium.

After returning to the minor leagues to open 2001, he was recalled by the Pirates in May and spent the majority of the season with the major league club. On July 4th that season, in his hometown of Cincinnati, Hyzdu hit two homers against the Reds, bringing his baseball playing career full circle from the days when he was belting home runs at Moeller High School.

After spending parts of the 2002 and 2003 seasons with Pittsburgh, Hyzdu left the Pirates' organization to join the Boston Red Sox system in 2004. After hitting .301 with 29 homers and 79 RBI for Triple-A Pawtucket, Adam was rewarded with a September call-up to the playoff-bound Boston Red Sox and had a chance to remain with the club as the Sox did the unthinkable and won the franchise's first World Series title since 1918.

In 2005, despite spending most of the season in the minor leagues with both the Padres and Red Sox organizations, Hyzdu appeared in 29 big league games between San Diego and Boston, marking the sixth season in which he had seen action in the major leagues. 2005 also brought a milestone in Adam's career as he appeared in a major league postseason game for the first time.

The 2006 season saw Hyzdu appear for his fourth major league team as he played in two games for the Texas Rangers after signing with the club as a minor league free agent in November 2005. Hyzdu spent the 2007 season in Japan before announcing his retirement at the end of the year, capping off an 18-year playing career.

HYZDU ALTOONA STATS

YR	CLUB	AVG	G	AB	R	H	2B	3B	HR	RBI	BB	SO	SB	CS	E
99	Altoona (AA)	.316	91	345	64	109	26	2	24	78	40	62	8	4	11
00	Altoona (AA)	.290	142	514	96	149	39	2	31	106	94	102	3	7	1

THE LEGEND OF HYZDU

Adam Hyzdu's two-year stint in Altoona left quite a dent on the record books as he still holds the franchise's single-season marks in six different offensive categories:

Home Runs	31	Runs.....	96
RBI	106	Extra-Base Hits	72
Games played.....	142	Slugging %.....	.612

2003

2003 SOUTHERN DIVISION SERIES - Akron Aeros def. Altoona Curve, 3 games to 1

DATE	SITE	RESULT	WINNER	LOSER	SAVE	ATT.
September 3	Akron	L, 2-8	Paul Rigdon	Landon Jacobsen	None	6,773
September 4	Akron	W, 4-3	Mike Johnston	Kazuhito Tadano	Todd Ozias	8,026
September 5	ALTOONA	L, 6-11	Jose Vargas	John VanBenschoten	None	7,097
September 6	ALTOONA	L, 0-8	Kyle Evans	Ian Oquendo	None	5,583

Akron wins Best-of-Five Series, 3-1

2004

2004 SOUTHERN DIVISION SERIES - Altoona Curve def. Erie SeaWolves, 3 games to 0

DATE	SITE	RESULT	WINNER	LOSER	SAVE	ATT.
September 9	ALTOONA	W, 14-2	Zach Duke	Kyle Sleeth	None	4,869
September 10	ALTOONA	W, 8-3	Tom Gorzelanny	Matt Roney	None	5,221
September 11	Erie	W, 14-4	Bobby Bradley	Rick Kirsten	None	4,183

Altoona wins Best-of-Five Series, 3-0

2004 EL CHAMPIONSHIP SERIES - New Hampshire Fisher Cats def. Altoona Curve, 3 games to 0

DATE	SITE	RESULT	WINNER	LOSER	SAVE	ATT.
September 14	ALTOONA	L, 4-5	Brandon League	Blake Stein	Jordan DeJong	4,438
September 15	ALTOONA	L, 4-5	Chris Baker	Tom Gorzelanny	Jordan DeJong	4,093
September 18	Manchester	L, 0-2	Francisco Rosario	Ian Snell	Brandon League	3,394

New Hampshire wins Best-of-Five Series, 3-0, to win Eastern League Championship

2004 POSTSEASON BATTING STATS

Player	AVG	G	AB	R	H	2B	3B	HR	RBI	BB	SO
Jorge Cortes	.318	6	22	2	7	1	0	2	3	3	3
Chris Duffy	.407	6	27	8	11	2	1	0	7	3	4
Brad Eldred	.231	6	26	5	6	1	0	1	4	2	9
Tom Evans	.435	6	23	2	10	2	0	2	6	3	5
Nate McLouth	.320	6	25	5	8	2	0	1	7	2	2
Mike Moriarty	.250	6	24	5	6	2	0	1	5	3	6
Kevin Nicholson	.000	1	1	0	0	0	0	0	0	0	0
Ronny Paulino	.348	6	23	6	8	1	0	0	0	0	4
Ray Sadler	.273	6	22	6	6	0	0	1	2	3	4
Shaun Skrehot	.381	6	21	5	8	1	1	0	3	2	3
Total	.327	6	214	44	70	12	2	6	36	21	40

2004 POSTSEASON PITCHING STATS

Player	W-L	ERA	G	GS	SV	IP	H	R	ER	HR	BB	SO
Bobby Bradley	1-0	5.40	1	1	0	5.0	7	3	3	2	2	4
Bryan Bullington	0-0	7.20	1	1	0	5.0	6	4	4	1	1	5
Eddi Candelario	0-0	9.00	1	0	0	1.0	2	1	1	1	0	1
Zach Duke	1-0	2.25	2	2	0	12.0	14	4	3	0	0	10
Tom Gorzelanny	1-1	1.00	2	0	0	9.0	5	1	1	1	0	7
Neal McDade	0-0	0.00	4	0	0	8.1	4	0	0	0	2	7
Jeff Miller	0-0	9.00	1	0	0	1.0	2	1	1	0	0	1
Ronny Paulino	0-1	5.00	2	2	0	9.0	15	5	5	3	1	10
Blake Stein	0-1	10.80	1	0	0	1.2	5	2	2	0	0	1
Shane Youman	0-0	0.00	1	0	0	1.0	0	0	0	0	1	0
Totals	3-3	3.40	6	6	0	53.0	60	21	20	8	7	46

HISTORY/RECORDS

2005

2005 SOUTHERN DIVISION SERIES - Akron Aeros def. Altoona Curve, 3 games to 2

GAME 1 - Sept. 7 at Akron L, 7-11

ALT	3	0	0	0	4	0	7	1	1	0
AKR	5	1	1	0	1	0	2	1	1	0

WP: Jeremy Bowers LP: Eddi Candelario SV: --
 HR: ALT - Stansberry, Clark; AKR - Larkin, Ochoa
 ATTENDANCE: 4,728
 NOTES: ALT SP Eddi Candelario allowed eight runs on 12 hits in 4.1 IP...ALT Howie Clark 3-R HR in 7th

GAME 2 - Sept. 8 at Akron L, 4-6

ALT	0	0	0	0	3	1	0	0	4	10	1
AKR	0	0	0	3	0	0	3	0	6	11	2

WP: Chris Cooper LP: Brady Borner
 SV: Edward Mujica
 HR: ALT - Boeve, Maldonado
 ATTENDANCE: 4,621
 NOTES: ALT tied game 3-3 in 6th with 3-R HR by Adam Boeve, took 4-3 lead in 7th on solo HR by Carlos Maldonado...AKR took lead in 7th with 2-out, 2-R single by Nathan Panther

GAME 3 - Sept. 9 vs. Akron W, 3-0

AKR	0	0	0	0	0	0	0	4	0	0
ALT	0	2	0	1	0	0	0	3	7	0

WP: Tom Gorzelanny LP: Rafael Perez SV: --
 HR: ALT - Boeve, Bonifay
 ATTENDANCE: 4,547
 NOTES: ALT took lead on 2-R HR by Adam Boeve in 2nd...Josh Bonifay solo HR in 4th...ALT SP Tom Gorzelanny threw first complete-game shutout in Curve playoff history & set single-game strikeout record (9.0 IP, 4 H, 0 R, 0 BB, 13 SO)

GAME 4 - Sept. 10 vs. Akron W, 6-3

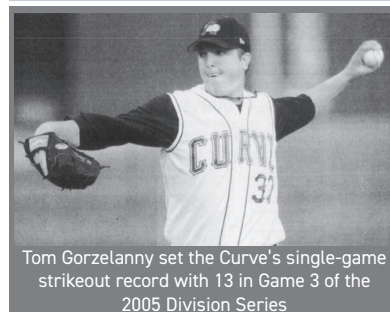
AKR	0	0	1	0	0	0	2	0	3	5	0
ALT	0	2	0	0	2	0	2	0	6	12	0

WP: Hansel Izquierdo LP: Jake Dittler
 SV: Matt Capps
 HR: ALT - Bonifay; AKR - Mulhern, Larkin
 ATTENDANCE: 4,255
 NOTES: ALT Carlos Maldonado RBI GO, Javier Guzman RBI 1B in 2nd...ALT Craig Stansberry RBI 1B, Josh Bonifay RBI 1B in 5th...AKR closed within one in 7th with solo HRs by Ryan Mulhern & Shaun Larkin...ALT Bonifay 2-R HR in 7th...Bonifay 2-4, HR, 3 RBI

GAME 5 - Sept. 11 at Akron L, 4-6

ALT	0	1	0	2	1	0	0	0	4	9	1
AKR	0	0	0	3	0	1	1	1	6	15	2

WP: Travis Foley LP: Justin Kaye
 SV: Edward Mujica
 HR: ALT - Boeve 2
 ATTENDANCE: 3,642
 NOTES: ALT Adam Boeve solo HR in 2nd...ALT Boeve 2-R HR in 4th to give Curve 3-0 lead...AKR tied score in 4th with 2-R 2B by Javi Herrera...ALT took 4-3 lead in 5th on Josh Bonifay SF...AKR tied score in 6th with Eider Torres single, took lead in 7th o-n Jonathan Van Every single



2005 POSTSEASON BATTING STATS

Player	AVG	G	AB	R	H	2B	3B	HR	RBI	BB	SO
Adam Boeve	.368	5	19	5	7	2	0	4	10	1	7
Josh Bonifay	.350	5	20	3	7	1	0	2	5	0	8
Howie Clark	.211	5	19	2	4	1	0	1	3	2	1
Jorge Cortes	.211	5	19	0	4	0	0	0	0	0	5
Tom Evans	.385	5	13	5	5	1	0	0	0	8	2
Javier Guzman	.316	5	19	3	6	1	1	0	1	0	5
C. Maldonado	.263	5	19	2	5	0	0	1	2	0	4
Craig Stansberry	.200	5	20	4	4	0	0	1	2	3	2
Rich Thompson	.318	5	22	0	7	2	0	0	1	0	3
Totals	.288	5	170	24	49	8	1	9	24	14	37

2005 POSTSEASON PITCHING STATS

Player	W-L	ERA	G	GS	SV	IP	H	R	ER	HR	BB	SO
Brady Borner	0-1	6.75	3	0	0	4.0	5	3	3	0	0	5
Eddi Candelario	0-1	16.62	1	1	0	4.1	12	8	8	2	1	3
Matt Capps	0-0	0.00	2	0	1	2.0	1	1	0	0	1	1
Tom Gorzelanny	1-0	0.00	1	1	0	9.0	4	0	0	0	0	13
Hansel Izquierdo	1-0	4.26	1	1	0	6.1	5	3	3	2	0	4
James Johnson	0-0	18.00	1	0	0	1.0	1	2	2	0	2	2
Justin Kaye	0-1	9.00	2	0	0	2.0	3	2	2	0	2	0
Matt Peterson	0-0	4.76	1	1	0	5.2	6	3	3	0	1	3
Jason Roach	0-0	3.38	2	0	0	2.2	5	1	1	0	1	1
Ben Shaffar	0-0	0.00	1	0	0	1.0	0	0	0	0	0	1
Shane Youman	0-0	6.75	1	1	0	4.0	8	3	3	0	0	3
Totals	3-2	5.36	5	5	1	42	50	26	25	4	8	36

POSTSEASON HISTORY



2006

2006 SOUTHERN DIVISION SERIES - Akron Aeros def. Altoona Curve, 3 games to 2

GAME 1 - Sept. 6 at Akron L, 10-12

ALT	0	1	0	0	0	0	0	7	10	14	1
AKR	0	1	1	2	3	0	0	x	12	14	4

WP: Adam Miller LP: Jason Roach
SV: Jim Ed Warden
HR: AKR - Ochoa, Mulhern
ATTENDANCE: 7,800
NOTES: ALT Neil Walker 2-5, 2B, 3B, 3 RBI

GAME 2 - Sept. 7 at Akron L, 0-12

ALT	0	0	0	0	0	0	0	0	0	9	1
AKR	1	1	0	1	0	0	0	0	0	12	11

WP: Aaron Laffey LP: Josh Shortslef SV: --
HR: AKR - J. Sandberg, Barton
ATTENDANCE: 7,688
NOTES: AKR 11 runs in 1st inning...ALT SP Josh Shortslef 0.2 IP, 7 H, 8 ER...AKR SP Aaron Laffey 6.0 IP, 6 H, 0 R, 0 BB, 9 SO

GAME 3 - Sept. 8 vs. Akron W, 4-1

AKR	0	0	0	0	1	0	0	0	1	8	0
ALT	0	2	0	0	0	1	0	1	x	4	8

WP: Landon Jacobsen LP: Sean Smith
SV: Brandon Knight
HR: ALT - Sadler, Roneberg
ATTENDANCE: 4,508
NOTES: Ray Salder 2-R HR in 2nd...Brett Roneberg solo HR in 6th...Landon Jacobsen 6 IP, 1 R

GAME 4 - Sept. 9 vs. Akron W, 3-1

AKR	0	0	0	0	0	1	0	0	1	5	2
ALT	2	0	0	0	1	0	0	x	3	5	0

WP: Wardell Starling LP: Jensen Lewis SV: Blaine Neal
HR: --
ATTENDANCE: 3,472
NOTES: ALT SP Wardell Starling 6.1 IP, 3 H, 1 R...ALT Simon Pond 1-3, BB, 2 RBI

GAME 5 - Sept. 10 at Akron L, 2-5

ALT	0	0	0	1	1	0	0	0	2	10	0
AKR	1	0	0	3	0	0	1	0	x	5	6

WP: Tony Sipp LP: Nerio Rodriguez SV: Jim Ed Warden
HR: ALT - Sadler; AKR - Snyder
ATTENDANCE: 6,206
NOTES: AKR Brad Snyder 3-R HR in 4th

2006 POSTSEASON BATTING STATS

Player	AVG	G	AB	R	H	2B	3B	HR	RBI	BB	SO
Brian Bixler	.250	5	20	3	5	3	0	0	1	2	7
Brandon Chaves	.133	5	15	2	2	1	0	0	0	3	5
Javier Guzman	.476	5	21	0	10	2	1	0	1	2	1
Taber Lee	.000	1	1	0	0	0	0	0	0	0	0
Brent Lillibridge	.000	2	2	0	0	0	0	0	0	1	1
Octavio Martinez	.250	2	4	0	1	0	0	0	0	0	2
A. McCutchen	.182	5	22	3	4	0	0	0	1	1	4
Simon Pond	.200	5	20	2	4	1	0	0	4	1	5
Pedro Powell	.250	4	4	1	1	0	0	0	0	1	2
Milver Reyes	.154	5	13	0	2	1	0	0	0	0	5
Brett Roneberg	.389	5	18	4	7	2	0	1	4	3	4
Ray Sadler	.267	4	15	3	4	1	0	2	3	0	5
Neil Walker	.300	5	20	1	6	1	1	0	4	1	5
Totals	.263	5	175	19	46	12	2	3	18	15	46

2006 POSTSEASON PITCHING STATS

Player	W-L	ERA	G	GS	SV	IP	H	R	ER	HR	BB	SO
Mike Connolly	0-0	13.50	1	0	0	2.0	4	3	3	1	0	0
David Davidson	0-0	2.45	2	0	0	3.2	1	1	1	0	3	4
Chris Hernandez	0-0	10.80	2	0	0	3.1	3	4	4	1	2	2
Brandon Knight	0-0	0.00	2	0	1	2.0	2	0	0	0	2	3
Blaine Neal	0-0	0.00	2	0	1	3.2	2	0	0	0	0	2
Matt Peterson	0-0	5.40	1	0	0	1.2	5	5	1	1	0	0
Jason Roach	0-1	10.80	1	1	0	3.1	5	4	4	0	3	0
Nerio Rodriguez	0-1	7.20	1	1	0	5.0	4	4	4	1	0	3
Josh Shortslef	0-1	108.0	1	1	0	0.2	7	8	8	1	1	1
Wardell Starling	1-0	1.42	1	1	0	6.1	3	1	1	0	3	5
Jorge Vasquez	0-0	0.00	3	0	0	4.1	2	0	0	0	1	1
Totals	2-3	5.79	5	5	2	42	44	31	27	5	16	23

HISTORY/RECORDS

2010

2010 WESTERN DIVISION SERIES - Altoona Curve def. Harrisburg Senators, 3 games to 1

GAME 1 - Sept. 8 vs. Harrisburg L, 5-10

HAR	0	5	0	0	0	0	5	0	10	12	2
ALT	3	0	0	0	0	0	0	2	5	7	2

WP: Tom Milone LP: Rudy Owens SV: --
HR: ALT - Harrison
ATTENDANCE: 3,099
NOTES: ALT Josh Harrison 2-R HR in 1st...HAR scored 5 runs in 2nd against ALT SP Rudy Owens

GAME 2 - Sept. 9 vs. Harrisburg W, 6-4

HAR	1	0	0	2	0	1	0	0	4	10	2
ALT	0	1	0	2	3	0	0	x	6	7	2

WP: Derek Hankins LP: Adrian Alaniz
SV: Daniel Moskos
HR: --
ATTENDANCE: 3,414
NOTES: ALT Andrew Lambo 2-4, 2 2B, 3 RBI

GAME 3 - Sept. 10 at Harrisburg W, 7-2

ALT	0	0	3	0	0	0	2	2	0	7	12	0
HAR	0	0	0	0	0	0	0	0	2	2	6	1

WP: Justin Wilson LP: Ryan Tatusko SV: --
HR: ALT - Harrison, C. d'Arnaud; HAR - A. Fox
ATTENDANCE: 4,119
NOTES: ALT SP Justin Wilson 6.0 IP, 2 H, 0 R, 7 SO...ALT Matt Hague 3-R go-ahead 2B in 3rd...ALT Chase d'Arnaud & Josh Harrison back-to-back solo HR in 7th

GAME 4 - Sept. 11 at Harrisburg W, 10-5

ALT	0	3	4	1	0	0	1	1	0	10	5	1
HAR	0	2	0	0	0	1	0	2	0	5	7	0

WP: Tony Watson LP: Tanner Roark
SV: Daniel Moskos
HR: ALT - Durham, Mercer, Lambo, Gimenez, C. d'Arnaud; HAR - J. Solano, Marrero
ATTENDANCE: 3,051
NOTES: ALT SP Tony Watson 6.2 IP, 4 H, 3 R, 2 ER...ALT Miles Durham 3-R HR in 2nd...ALT Jordy Mercer 2-R HR in 3rd...ALT Andrew Lambo 2-R HR in 3rd...Lambo 3-4, 2 R, HR, 3 RBI...Durham 2-4, R, HR, 3 RBI



EASTERN LEAGUE CHAMPIONSHIPS since 1999

Akron	6	New Britain*	1
Trenton	4	New Haven	1
New Hampshire	3	Norwich	1
Altoona	2	Portland	1
Binghamton	1	Reading*	1
Bowie	1	Somerset	1
Erie	1		
Harrisburg	1		

Reading & New Britain were declared co-champions in 2001 due to a stoppage of play in professional baseball.

Since the Eastern League adopted its current postseason format in 1983, only four teams have swept their way through all six playoff games: the Albany-Colonie Yankees in 1991, the Trenton Thunder in 2013, the Altoona Curve in 2017 and the New Hampshire Fisher Cats in 2018. The Eastern League was known as the Double-A Northeast League for the 2021 season.

2010 EL CHAMPIONSHIP SERIES - Altoona Curve def. Trenton Thunder, 3 games to 1

GAME 1 - Sept. 14 vs. Trenton L, 2-3 (10)

TRN	0010100001	3102
ALT	1010000000	270

WP: Andrew Brackman LP: Bryan Morris
SV: --
HR: ALT - C. d'Arnaud
ATTENDANCE: 5,501
NOTES: TRN SP Andy Pettitte (rehab) 5.0 IP, 6 H, 2 R, 2 ER, 1 BB, 4 SO...ALT Chase d'Arnaud lead-off HR in 1st... ALT SP Rudy Owens 5 IP, 2 R, 7 SO...TRN Austin Romine go-ahead 1B in 10th...ALT Josh Harrison 2-5, RBI

GAME 2 - Sept. 15 vs. Trenton W, 6-4

TRN	001010020	491
ALT	10400001x	651

WP: Jeff Locke LP: Dellin Betances
SV: Daniel Moskos
HR: ALT - Harrison, Mercer 2; TRN - A. Romine, Brewer
ATTENDANCE: 3,197
NOTES: ALT Josh Harrison solo HR in 1st...ALT Jordy Mercer 2-R HR in 3rd, solo HR in 8th... ALT SP Jeff Locke 7 IP, 2 R, 1 ER, 2 BB, 8 SO

GAME 3 - Sept. 17 at Trenton W, 5-0

ALT	010030100	581
TRN	000000000	071

WP: Justin Wilson LP: Adam Warren
SV: Daniel Moskos
HR: ALT - Lambo, Norman
ATTENDANCE: 3,351
NOTES: ALT SP Justin Wilson 7 IP, 5 H, 0 R, 1 BB, 3 SO...ALT Andrew Lambo solo HR in 2nd... Josh Harrison 2-R 1B in 5th...Anthony Norman solo HR to lead off 7th...Rained out on 9/16



Three-time American League All-Star Andy Pettitte started Game 1 of the 2010 ELCS for Trenton at Blair County Ballpark

GAME 4 - Sept. 18 at Trenton W, 5-2

ALT	000220010	5100
TRN	001000100	252

WP: Tony Watson LP: Manny Banuelos
SV: Daniel Moskos
HR: TRN - Sublett
ATTENDANCE: 3,095
NOTES: ALT Jim Negrych go-ahead, 2-R 1B in 4th...ALT Matt Hague RBI 1B, Jim Negrych RBI 2B in 5th...ALT Chase d'Arnaud RBI 1B in 8th...ALT SP Tony Watson 6 IP, 5 H, 2 R, 2 BB, career-high 10 SO...ALT Jared Hughes 2 IP, 0 H, 0 R, 2 SO... ALT Daniel Moskos 1 IP, 0 H, 0 R, 1 BB, 2 SO



The Curve won their first Eastern League title on September 18, 2010 in Trenton

HISTORY/RECORDS

2010 POSTSEASON BATTING STATS

Player	AVG	G	AB	R	H	2B	3B	HR	RBI	BB	SO
Yung Chi Chen	.400	3	5	2	2	0	0	0	0	1	1
Chase d'Arnaud	.290	8	31	8	9	1	0	3	5	5	9
J. De Los Santos	.250	4	8	2	2	0	0	0	0	2	4
Miles Durham	.333	7	21	3	7	0	0	1	4	2	4
Hector Gimenez	.154	8	26	2	4	1	0	1	2	6	11
Matt Hague	.161	8	31	5	5	2	0	0	4	5	3
Josh Harrison	.297	8	37	6	11	2	0	3	7	1	3
Andrew Lambo	.281	8	32	6	9	2	0	2	7	3	7
Jordy Mercer	.189	8	37	5	7	1	0	3	6	0	16
Jim Negrych	.348	6	23	3	8	2	0	0	3	2	5
Anthony Norman	.286	5	14	4	4	0	0	1	3	3	6
Totals	.246	8	276	46	68	11	0	14	41	30	75

2010 POSTSEASON PITCHING STATS

Player	W-L	ERA	G	GS	SV	IP	H	R	ER	HR	BB	SO
Michael Colla	0-0	0.00	1	0	0	2.0	2	0	0	0	1	2
Michael Dube	0-0	18.00	3	0	0	3.0	9	7	6	1	2	4
Derek Hankins	1-0	6.75	2	0	0	4.0	7	3	3	2	2	5
Craig Hansen	0-0	7.71	2	0	0	2.1	4	2	2	0	2	0
Jared Hughes	0-0	0.00	3	0	0	8.1	1	0	0	0	3	9
Jeff Locke	1-0	1.54	2	2	0	11.2	10	5	2	0	6	13
Bryan Morris	0-1	3.00	2	0	0	3.0	4	1	1	0	1	5
Daniel Moskos	0-0	0.00	6	0	5	6.1	2	0	0	0	3	8
Rudy Owens	0-1	8.10	2	2	0	6.2	11	7	6	0	5	9
Tony Watson	2-0	2.84	2	2	0	12.2	9	5	4	3	4	14
Justin Wilson	2-0	0.00	2	2	0	13.0	7	0	0	0	6	10
Totals	6-2	2.96	8	8	5	73.0	66	30	24	6	35	79

2015

2015 WESTERN DIVISION SERIES - Bowie Baysox def. Altoona Curve, 3 games to 1

GAME 1 - Sept. 9 vs. Bowie W, 8-7

BOW	070000000	7123
ALT	000140003	8143

WP: Montana DuRapau LP: Andrew Triggs SV: --
HR: ALT - Barnes, Meadows
ATTENDANCE: 2,691
NOTES: ALT Barrett Barnes grand slam in 5th...ALT Austin Meadows tying 2-R HR in 9th...ALT Jacob Stallings walk-off single...ALT bullpen combined for 7.1 scoreless innings

GAME 2 - Sept. 10 vs. Bowie L, 0-7

BOW	100020013	7110
ALT	000000000	081

WP: Nick Additon LP: Tyler Eppler SV: --
HR: BOW - M. Yastrzemski
ATTENDANCE: 2,359
NOTES: BOW Corban Joseph 3-5, 2 R, RBI... BOW SP Nick Additon 6 IP, 6 H, 0 R, 1 BB, 4 SO... ALT SP Tyler Eppler 6 IP, 6 H, 3 ER, BB, 2 SO

GAME 3 - Sept. 11 at Bowie L, 3-11

ALT	020000100	391
BOW	30012410x	11142

WP: Chris Lee LP: Steven Brault SV: --
HR: BOW - Latimore 2
ATTENDANCE: 2,781
NOTES: ALT SP Steven Brault 4.2 IP, 9 H, 6 ER, 2 BB, SO...BOW Quincy Latimore 4-5, 3 R, 2 HR, 2 2B, 6 RBI



On September 9, 2015, Austin Meadows hit a game-tying, two-run homer in the bottom of the ninth and Jacob Stallings hit a walk-off single two batters later to cap a comeback after trailing 7-0



GAME 4 - Sept. 12 at Bowie L, 0-3

ALT	000000000	030
BOW	21000000x	350

WP: David Hess LP: Jason Creasy
SV: Andrew Triggs
HR: BOW - M. Yastrzemski, Latimore, Rosa
ATTENDANCE: 1,425
NOTES: BOW solo HR in 1st by Mike Yastrzemski and Quincy Latimore...BOW solo HR in 2nd by Garabaz Rosa...BOW SP David Hess 7 IP, 1 H, 0 R, 2 BB, 3 SO...ALT Adam Frazier 2-4

2015 POSTSEASON BATTING STATS

Player	AVG	G	AB	R	H	2B	3B	HR	RBI	BB	SO
Stetson Allie	.077	4	13	0	1	0	0	0	1	1	2
Barrett Barnes	.214	4	14	4	3	0	0	1	5	1	2
Adam Frazier	.294	4	17	1	5	0	0	0	0	1	2
Austin Meadows	.400	4	15	3	6	2	0	1	2	2	1
Max Moroff	.250	4	16	1	4	1	0	0	0	2	4
Jose Osuna	.111	4	18	1	2	0	0	0	0	0	6
Jacob Stallings	.412	4	17	0	7	2	0	0	1	0	3
Sebastian Valle	.143	2	7	0	1	0	0	0	0	1	2
Andy Vasquez	.000	1	3	0	0	0	0	0	0	0	0
Erich Weiss	.333	2	6	0	2	0	0	0	0	1	1
Eric Wood	.250	3	12	1	3	0	0	0	1	0	4
Totals	.246	4	138	11	34	5	0	2	10	9	27

2015 POSTSEASON PITCHING STATS

Player	W-L	ERA	G	GS	SV	IP	H	R	ER	HR	BB	SO
Steven Brault	0-1	11.57	1	1	0	4.2	9	6	6	1	2	1
Jason Creasy	0-1	4.50	1	1	0	6.0	5	3	3	3	1	5
M. DuRapau	1-0	0.00	1	0	0	2.0	1	0	0	0	0	1
Tyler Eppler	0-1	4.50	1	1	0	6.0	6	3	3	1	1	2
Felipe Gonzalez	0-0	4.50	1	0	0	2.0	2	1	1	0	1	3
Tom Harlan	0-0	5.40	1	0	0	1.2	2	2	1	1	1	1
John Kuchno	0-0	0.00	1	0	0	1.2	2	0	0	0	0	1
Chad Kuhl	0-0	21.60	1	1	0	1.2	6	7	4	0	1	2
Brett McKinney	0-0	0.00	2	0	0	2.2	2	0	0	0	3	3
J. Medina	0-0	40.50	1	0	0	0.2	2	3	3	0	2	0
Clario Perez	0-0	13.50	2	0	0	2.0	4	3	3	0	2	1
Josh Smith	0-0	0.00	2	0	0	3.0	1	0	0	0	1	4
Totals	1-3	6.35	4	4	0	34	42	28	24	6	15	24

2016

2016 WESTERN DIVISION SERIES - Akron RubberDucks def. Altoona Curve, 3 games to 1

GAME 1 - Sept. 7 vs. Akron L, 8-12

AKR	102	000	630	12	18	0
ALT	321	010	100	8	15	0

WP: Grant Sides LP: Miguel Rosario SV: --
HR: AKR - Stamets, Papi; ALT - Allie, Feliz 2
ATTENDANCE: 2,291
NOTES: ALT Anderson Feliz 2 solo HR...ALT Stetson Allie 2-4, HR...AKR Mike Papi 3-5, HR, 3 RBI...AKR Eric Stamets 4-5, 3 R, HR, 2 RBI

GAME 2 - Sept. 8 vs. Akron W, 3-1

AKR	000	010	000	1	4	0
ALT	200	001	00x	3	9	0

WP: Clay Holmes LP: Michael Peoples
SV: Jared Lakind
HR: ALT - Allie
ATTENDANCE: 2,568
NOTES: ALT SP Clay Holmes 5.2 IP, 4 H, 1 ER, 5 SO...ALT Erich Weiss RBI 1B, Barrett Barnes SF in 1st...ALT Stetson Allie solo HR in 6th

GAME 3 - Sept. 9 at Akron L, 4-9

ALT	000	400	000	4	9	1
AKR	022	000	14x	9	10	1

WP: Cameron Hill LP: Cody Dickson
SV: Cole Sulser
HR: AKR - Papi
ATTENDANCE: 4,166
NOTES: AKR Mike Papi 3-5, 2 R, HR, 5 RBI...ALT Kevin Newman 3-5, 2B, 3B, 2 RBI

GAME 4 - Sept. 11 at Akron L, 0-1 (10)

ALT	000	000	000	0	1	1
AKR	000	000	000	1	3	0

WP: Louis Head LP: Brett McKinney SV: --
HR: --
ATTENDANCE: 2,871
NOTES: ALT SP Brandon Waddell 7 IP, 1 H, 0 R, 2 BB, 5 SO...AKR SP Nick Pasquale 8 IP, 1 H, 0 R, 3 BB, 7 SO...AKR Mike Papi one-out 2B in 10th, followed by Eric Haase walk-off single

CURVE PLAYOFFS vs. EL

TEAM	HOME	ROAD	TOTAL	SERIES	TEAM	HOME	ROAD	TOTAL	SERIES
AKron	6-4	1-11	7-15	0-5	Harrisburg	1-1	2-0	3-1	1-0
Bowie	2-1	2-2	4-3	1-1	New Hamp.	0-2	0-1	0-3	0-1
Erie	2-0	1-0	3-0	1-0	Trenton	2-1	4-0	6-1	2-0

2016 POSTSEASON BATTING STATS

Player	AVG	G	AB	R	H	2B	3B	HR	RBI	BB	SO
Stetson Allie	.429	4	14	3	6	1	0	2	2	3	3
Barrett Barnes	.200	4	15	1	3	0	0	0	2	1	2
Chris Diaz	.000	2	4	0	0	0	0	0	1	2	1
Elvis Escobar	.000	2	5	0	0	0	0	0	0	0	3
Edwin Espinal	.059	4	17	1	1	0	0	0	0	0	3
Anderson Feliz	.200	4	15	2	3	0	0	2	2	2	3
Jin-De Jhang	.286	4	14	0	4	2	0	0	2	0	3
Tomas Morales	.250	1	4	0	1	0	0	0	0	0	1
Kevin Newman	.538	3	13	3	7	3	1	0	3	1	2
Jonathan Schwind	.222	3	9	1	2	0	0	0	1	0	2
Erich Weiss	.333	4	12	2	4	1	0	0	1	2	3
Eric Wood	.273	4	11	2	3	2	0	0	0	4	1
Totals	.256	4	133	15	34	9	1	4	14	15	27

2016 POSTSEASON PITCHING STATS

Player	W-L	ERA	G	GS	SV	IP	H	R	ER	HR	BB	SO
Cody Dickson	0-1	6.23	1	0	0	4.1	4	4	3	0	5	4
M. DuRapau	0-0	5.40	2	0	0	1.2	2	1	1	1	0	1
Trey Haley	0-0	0.00	1	0	0	1.2	0	0	0	0	1	2
Clay Holmes	1-0	1.59	1	1	0	5.2	4	1	1	0	2	5
Nick Kingham	0-0	13.50	1	1	0	2.2	4	4	4	0	4	3
Jared Lakind	0-0	0.00	1	0	1	1.1	0	0	0	0	1	3
Junior Lopez	0-0	20.25	2	0	0	1.1	3	3	3	1	1	2
Brett McKinney	0-1	3.86	1	0	0	2.1	2	1	1	0	1	4
Alex McRae	0-0	9.00	1	1	0	6	12	6	6	1	0	3
Miguel Rosario	0-1	18.00	1	0	0	1	3	2	2	0	1	1
Josh Smith	0-0	27.00	2	0	0	0.1	0	1	1	0	1	0
Brandon Waddell	0-0	0.00	1	1	0	7	1	0	0	0	2	5
Totals	1-3	5.60	4	4	1	35.1	35	23	22	3	19	33

HISTORY/RECORDS

2017

2017 WESTERN DIVISION SERIES - Altoona Curve def. Bowie Baysox, 3 games to 0

GAME 1 - Sept. 7, 2017 at Bowie W, 2-0

ALT	000	010	100	2	9	2
BOW	000	000	000	0	1	0

WP: Mitch Keller LP: David Hess SV: --
HR: --
ATTENDANCE: 1,238
NOTES: ALT Jordan George RBI 1B in 5th...ALT Mitchell Tolman RBI 1B in 7th...ALT SP Mitch Keller 9 IP, 1 H, 0 R, 2 BB, 4 SO complete-game shutout on 90 pitches & faced minimum

GAME 2 - Sept. 8 at Bowie W, 8-4

ALT	003	030	200	8	12	1
BOW	003	010	000	4	7	0

WP: Alex McRae LP: Alec Asher SV: --
HR: ALT - Suchy; BOW - Rosa, Mullins
ATTENDANCE: 1,488
NOTES: ALT Elvis Escobar go-ahead RBI 2B, Michael Suchy RBI 2B, Mitchell Tolman RBI 1B in 5th...Suchy 2-R HR in 7th...ALT Yeudy Garcia 2 IP, 0 R...ALT Tate Scioneaux 1 IP, 0 R

GAME 3 - Sept. 9 vs. Bowie W, 6-1

BOW	000	100	000	1	8	0
ALT	200	112	00x	6	9	0

WP: Austin Coley LP: Lucas Long SV: --
HR: ALT - Reyes, Mathisen; BOW - Stewart
ATTENDANCE: 3,156
NOTES: ALT SP Austin Coley 7 IP, 6 H, 1 ER, BB, 3 SO...ALT Tanner Anderson 2 IP, 2 H, 0 R...ALT Pablo Reyes solo HR in 5th...ALT Wyatt Mathisen 2-R HR in 6th

2017 EL CHAMPIONSHIP SERIES - Altoona Curve def. Trenton Thunder, 3 games to 0

GAME 1 - Sept. 12 at Trenton W, 2-1

ALT	000	010	100	2	7	0
TRN	000	000	010	1	9	1

WP: Brandon Waddell LP: Dillon Tate
SV: Tanner Anderson
HR: --
ATTENDANCE: 2,062
NOTES: ALT SP Brandon Waddell 6 IP, 5 H, 0 R, 0 BB, 6 SO...ALT Mitchell Tolman RBI 1B in 5th...ALT Elvis Escobar RBI 1B in 7th...ALT Tanner Anderson 1.2 IP, 1 H, 0 R, 2 SO

GAME 2 - Sept. 13 at Trenton W, 4-2

ALT	000	031	000	4	9	0
TRN	000	010	010	2	8	2


WP: J.T. Brubaker LP: Justus Sheffield
SV: Yeudy Garcia
HR: --
ATTENDANCE: 2,005
NOTES: ALT SP J.T. Brubaker 8.0 IP, 8 H, 2 R, 1 ER, 1 BB, 6 SO...ALT Yeudy Garcia 1.0 IP, 0 H, 0 R, 1 BB, 2 SO...ALT Jordan George RBI 1B, Elvis Escobar RBI 1B, Kevin Kramer RBI BB in 5th...Escobar RBI 1B in 6th

GAME 3 - Sept. 14 vs. Trenton W, 4-2

TRN	020	000	000	2	4	2
ALT	000	040	00x	4	7	0

WP: Mitch Keller LP: Will Carter
SV: Tate Scioneaux
HR: --
ATTENDANCE: 3,656
NOTES: ALT SP Mitch Keller 7.1 IP, 4 H, 2 ER, 1 BB, 8 SO...ALT Johnny Hellweg 0.2 IP, 0 H, 0 R, 1 BB...ALT Tate Scioneaux 1.0 IP, 0 H, 0 BB, 0 R, 3 SO...ALT Jerrick Suiter RBI BB in 5th...ALT Jin-De Jhang 3-R 3B with two outs in 5th





On September 7, 2017, Mitch Keller threw the second complete-game shutout in Curve postseason history



2017 POSTSEASON BATTING STATS

Player	AVG	G	AB	R	H	2B	3B	HR	RBI	BB	SO
Elvis Escobar	.348	6	23	2	8	1	0	0	6	0	8
Jordan George	.158	6	19	1	3	0	0	0	1	4	1
Casey Hughston	.000	5	5	2	0	0	0	0	0	1	3
Jin-De Jhang	.333	6	21	4	7	1	2	0	5	3	1
Kevin Kramer	.077	4	13	1	1	0	0	0	2	3	3
Wyatt Mathisen	.235	6	17	2	4	0	0	1	2	6	4
Pablo Reyes	.211	5	19	4	4	0	0	1	1	4	5
Jonathan Schwind	.333	1	3	2	1	0	0	0	0	0	1
Michael Suchy	.348	6	23	3	8	1	0	1	3	1	5
Jerrick Suiter	.273	6	22	3	6	3	0	0	2	4	6
Mitchell Tolman	.333	6	24	1	8	0	0	0	3	4	6
Cole Tucker	.600	2	5	1	3	2	0	0	0	0	0
Totals	.273	6	194	26	53	8	2	3	25	30	43

2017 POSTSEASON PITCHING STATS

Player	W-L	ERA	G	GS	SV	IP	H	R	ER	HR	BB	SO
Tanner Anderson	0-0	0.00	2	0	1	3.2	3	0	0	0	0	3
J.T. Brubaker	1-0	1.13	1	1	0	8	8	2	1	0	1	6
Austin Coley	1-0	1.29	1	1	0	7	6	1	1	1	1	3
Yeudy Garcia	0-0	0.00	2	0	1	3	2	0	0	0	1	4
Johnny Hellweg	0-0	0.00	1	0	0	0.2	0	0	0	0	1	0
Luis Heredia	0-0	6.75	1	0	0	1.1	3	1	1	0	0	1
Mitch Keller	2-0	1.10	2	2	0	16.1	5	2	2	0	3	12
Alex McRae	1-0	6.00	1	1	0	6	4	4	4	2	2	3
Tate Scioneaux	0-0	0.00	2	0	1	2	1	0	0	0	0	4
Brandon Waddell	1-0	0.00	1	1	0	6	5	0	0	0	0	6
Totals	6-0	1.50	6	6	3	54	37	10	9	3	9	42

2018

2018 WESTERN DIVISION SERIES - Akron RubberDucks def. Altoona Curve, 3 games to 1

HISTORY/RECORDS

GAME 1 - Sept. 5 at Akron L, 2-5

ALT	1	0	0	1	0	0	2	5	1
AKR	0	0	3	0	1	0	5	7	0

WP: Kyle Dowdy LP: Cam Vieaux
 SV: Jordan Milbrath
 HR: AKR - Donaldson
 ATTENDANCE: 3,207
 NOTES: AKR Josh Donaldson 2-R HR in 3rd...
 ALT Cole Tucker 1-3, 3B, BB, 2 R...AKR Kyle Dowdy 6.2 IP, 4 R, 2 R, 2 BB, 6 SO

GAME 4 - Sept. 8 vs. Akron L, 0-9

AKR	2	0	3	0	0	0	4	0	0	9	15	0
ALT	0	0	0	0	0	0	0	0	0	0	9	1

WP: Sean Brady LP: Dario Agrazal SV: --
 HR: AKR - Calica
 ATTENDANCE: 2,898
 NOTES: AKR Sean Brady 7 IP, 7 H, 0 R, 0 BB, 3 SO...AKR Andrew Calica 3-5, 2 R with 3-R HR in 3rd...AKR Mark Mathias 3-5, RBI...ALT Jin-De Jhang 3-4

GAME 2 - Sept. 6 at Akron L, 1-2 (10)


ALT	1	0	0	0	0	0	0	0	0	1	5	1
AKR	0	0	0	0	0	0	1	2	3	0	0	0

WP: Jordan Milbrath LP: Matt Eckelman SV: --
 HR: ALT - Tucker; AKR - Rodriguez
 ATTENDANCE: 3,419
 NOTES: ALT Cole Tucker lead-off HR in 1st...ALT Eduardo Vera 8 IP, 2 H, 1 R, 1 BB, 3 SO...AKR Jake Paulson 7 IP, 5 H, 1 R, 2 BB, 4 SO...AKR Nellie Rodriguez walk-off HR on first pitch in 10th

GAME 3 - Sept. 7 vs. Akron W, 8-5

AKR	5	0	0	0	0	0	0	0	0	5	9	0
ALT	0	0	0	5	0	0	3	x	8	9	1	0

WP: Blake Weiman LP: Argenis Angulo
 SV: Matt Eckelman
 HR: ALT - Tucker
 ATTENDANCE: 3,385
 NOTES: ALT Cole Tucker game-tying grand slam in 5th...ALT Logan Hill go-ahead fielder's choice followed by Jordan George 2-R single in 8th



On September 7, 2018, Cole Tucker hit a game-tying grand slam as the Curve erased a 5-0 deficit with a five-run fifth. It was the second grand slam in the Curve's postseason history.

2018 POSTSEASON BATTING STATS

Player	AVG	G	AB	R	H	2B	3B	HR	RBI	BB	SO
Stephen Alemais	.273	4	11	1	3	0	0	0	0	2	2
Will Craig	.143	4	14	1	2	0	0	0	0	2	4
Jordan George	.214	4	14	0	3	0	0	0	2	2	0
Ke'Bryan Hayes	.313	4	16	1	5	0	0	0	1	0	3
Logan Hill	.154	4	13	1	2	0	0	0	1	2	5
Jin-De Jhang	.400	4	15	2	6	0	0	0	0	1	1
Christian Kelley	.167	2	6	0	1	0	0	0	0	1	2
Arden Pabst	.250	1	4	1	1	0	0	0	1	0	1
Alfredo Reyes	.000	1	3	0	0	0	0	0	0	0	1
Bryan Reynolds	.071	4	14	0	1	1	0	0	1	1	3
Cole Tucker	.267	4	15	4	4	0	1	2	5	1	1
Totals	.224	4	125	11	28	1	1	2	11	12	24

2018 POSTSEASON PITCHING STATS

Player	W-L	ERA	G	GS	SV	IP	H	R	ER	HR	BB	SO
Dario Agrazal	0-1	19.29	1	1	0	2.1	6	5	5	1	3	2
Matt Eckelman	0-1	4.50	2	0	1	2	3	1	1	1	0	2
Geoff Hartlieb	0-0	0.00	1	0	0	1.2	1	0	0	0	1	2
Bret Helton	0-0	0.00	1	0	0	1	1	0	0	0	0	2
Scotter Hightower	0-0	0.00	1	0	0	1	0	0	0	0	0	1
Sean Keselica	0-0	27.00	1	0	0	1.1	6	4	4	0	1	0
James Marvel	0-0	9.00	1	1	0	5	6	5	5	0	2	4
Tate Scioneaux	0-0	0.00	1	0	0	2	1	0	0	0	0	3
Logan Sendelbach	0-0	0.00	1	0	0	2.2	1	0	0	0	1	2
Eduardo Vera	0-0	1.13	1	1	0	8	2	1	1	0	1	3
Cam Vieaux	0-1	5.40	1	1	0	5	5	4	3	1	3	3
Blake Weiman	1-0	3.00	2	0	0	3	2	1	1	0	0	3
Totals	1-3	5.14	4	4	1	35	34	21	20	3	12	27

EASTERN LEAGUE POSTSEASON APPEARANCES since 1999

Trenton, Akron	12	Norwich/Connecticut	4
Altoona	9	Richmond	4
Reading	8	New Britain	3
Binghamton, Erie, Harrisburg	7	New Haven	3
Bowie	6	Somerset	2
Portland	6		
New Hampshire	4		

OPENING DAY INFO



April 9, 1999
at Reading
L, 6-2

Tike Redman	CF
Chris Wimmer	2B
Alex Hernandez	RF
Ron Wright	1B
Kevin Haverbusch	3B
Mel Rosario	C
Garrett Long	LF
Luis Figueroa	SS
Paul Ah Yat	P



April 7, 2000
vs. Harrisburg
W, 7-3

Rob Mackowiak	RF
Rico Washington	2B
Adam Hyzdu	LF
Alex Hernandez	CF
Kevin Haverbusch	3B
Eddy Furniss	1B
Humberto Cota	C
Luis Figueroa	SS
Brian O'Connor	P



April 6, 2001
at Erie
L, 7-2

Jayson Bass	LF
Richard Paz	2B
J.R. House	C
Darren Burton	CF
Rico Washington	3B
J.J. Davis	RF
Dan Meier	DH
Lee Evans	1B
Shaun Skrehot	SS
John Grabow	P



April 4, 2002
vs. Harrisburg
W, 7-5

Shaun Skrehot	SS
Tony Alvarez	CF
Rico Washington	3B
Shawn Garrett	LF
J.R. House	C
Carlos Rivera	1B
J.J. Davis	RF
Victor Rodriguez	2B
Justin Reid	P



April 3, 2003
at Reading
L, 8-7

Chris Duffy	CF
Jose Castillo	SS
Brett Roneberg	1B
Josh Bonifay	LF
Shawn Garrett	RF
Kevin Nicholson	2B
Chris Heintz	C
Joe Caruso	3B
Ben Shaffar	P



April 8, 2004
vs. Portland
W, 3-2

Chris Duffy	CF
Nate McLouth	RF
Kevin Nicholson	3B
Ray Navarrete	1B
Ronny Paulino	C
Ray Sadler	DH
Gary Thomas	LF
Jeff Keppinger	2B
Brandon Chaves	SS
Ian Snell	P



April 7, 2005
at Reading
L, 5-4

Rajai Davis	CF
Jorge Cortes	RF
Jose Bautista	3B
Brad Eldred	1B
Ronny Paulino	C
Scott Neuberger	LF
Victor Mercedes	2B
Brandon Chaves	SS
Mike Connolly	P



April 6, 2006
vs. Trenton
W, 4-3

Rich Thompson	CF
Craig Stansberry	2B
Rafael Alvarez	DH
Travis Chapman	3B
Simon Pond	1B
Adam Boeve	RF
Vic Buttler	LF
Javier Guzman	SS
Carlos Maldonado	C
Mike Connolly	P



April 9, 2007
at Akron
L, 5-4

Andrew McCutchen	CF
Vic Buttler	LF
Neil Walker	3B
Randy Ruiz	DH
Adam Boeve	RF
Brett Roneberg	1B
Javier Guzman	2B
Brandon Chaves	SS
Milver Reyes	C
Josh Shortslef	P



April 3, 2008
vs. Reading
L, 8-3

James Boone	CF
Shelby Ford	2B
Jonel Pacheco	LF
Brad Corley	RF
Jason Delaney	1B
Luis Cruz	SS
Melvin Dorta	3B
Miguel Perez	C
Kyle Bloom	P



April 8, 2009
at Erie
L, 8-7

Brian Friday	SS
Jim Negrych	2B
Jose Tabata	CF
Jonel Pacheco	LF
Jamie Romak	1B
Steve Lerud	C
Brad Corley	RF
Pedro Lopez	DH
Angel Gonzalez	3B
Tony Watson	P



April 8, 2010
vs. Harrisburg
W, 5-1

Gorkys Hernandez	CF
Chase d'Arnaud	SS
Jordy Mercer	3B
Miles Durham	RF
Hector Gimenez	C
Alex Presley	LF
Josh Harrison	2B
Matt Hague	1B
Mike Crotta	P



April 7, 2011
at Erie
L, 3-2

Brock Holt	2B
Starling Marte	CF
Jordy Mercer	SS
Tony Sanchez	C
Miles Durham	1B
Quincy Latimore	LF
Jeremy Farrell	3B
Eric Fryer	DH
Brad Chalk	RF
Bryan Morris	P



April 5, 2012
vs. Erie
W, 7-4

Robbie Grossman	CF
Brock Holt	SS
Jarek Cunningham	2B
Tony Sanchez	C
Andrew Lambo	RF
Jeremy Farrell	3B
Matt Curry	1B
Ramon Cabrera	DH
Quincy Latimore	LF
Mike Colla	P



April 4, 2013
at Erie
L, 10-6

Mel Rojas, Jr.	CF
Jarek Cunningham	2B
Matt Curry	1B
Andrew Lambo	LF
Adalberto Santos	3B
Alex Dickerson	RF
Carlos Paulino	C
Gift Ngoepe	SS
Drew Maggi	DH
Brandon Cumpton	P

HISTORY/RECORDS

HISTORY/RECORDS


April 5, 2014
vs. Erie
L, 2-0 (7)

Alen Hanson	SS
Gift Ngoepe	2B
Stetson Allie	1B
Justin Howard	DH
Willy Garcia	RF
Jarek Cunningham	3B
Mel Rojas, Jr.	CF
Elias Diaz	C
Keon Broxton	LF
Adrian Sampson	P



April 7, 2017
at Harrisburg
W, 5-3

Kevin Newman	SS
Pablo Reyes	CF
Kevin Kramer	2B
Edwin Espinal	3B
Jordan Luplow	LF
Connor Joe	1B
Michael Suchy	RF
Zane Chavez	C
Alex McRae	P



May 4, 2021
vs. Bowie
L, 2-1

Ji-Hwan Bae	2B
Oneil Cruz	SS
Rodolfo Castro	3B
Mason Martin	1B
Cal Mitchell	RF
Brendt Citta	DH
Jonah Davis	CF
Canaan Smith-Njigba	LF
Arden Pabst	C
Roansy Contreras	P



April 9, 2015
at Harrisburg
W, 1-0

Keon Broxton	CF
Chris Stewart	C
Josh Bell	1B
Willy Garcia	LF
Stetson Allie	RF
Eric Wood	3B
Max Moroff	2B
Gift Ngoepe	SS
Angel Sanchez	P



April 5, 2018
vs. Akron
W, 6-5

Cole Tucker	SS
Stephen Alemais	2B
Will Craig	1B
Logan Hill	DH
Bryan Reynolds	RF
Ke'Bryan Hayes	3B
Pablo Reyes	CF
Elvis Escobar	LF
Christian Kelley	C
J.T. Brubaker	P



April 8, 2022
vs. Harrisburg
L, 9-6

Matt Fraizer	CF
Nick Gonzales	2B
Jared Triolo	3B
Jack Suwinski	RF
Liover Peguero	SS
Carter Bins	C
Lolo Sanchez	DH
Will Mattheissen	1B
Tucupita Marcano	LF
Carmen Mlodzinski	P



April 7, 2016
vs. Harrisburg
L, 10-6

Harold Ramirez	CF
Erich Weiss	2B
Jose Osuna	1B
Reese McGuire	C
Eric Wood	3B
Stetson Allie	RF
Justin Maffei	LF
Chris Diaz	SS
Jason Creasy	P



April 4, 2019
at Akron
W, 5-0

Jared Oliva	CF
Bralin Jackson	LF
Bligh Madris	RF
Jerrick Suiter	1B
Logan Hill	DH
Hunter Owen	3B
Mitchell Tolman	2B
Arden Pabst	C
Alfredo Reyes	SS
James Marvel	P



April 6, 2023
vs. New Hampshire
L, 8-2

Lolo Sanchez	DH
Henry Davis	C
Liover Peguero	SS
Matt Gorski	RF
Mason Martin	1B
Domingo Leyba	3B
Andres Alvarez	2B
Connor Scott	LF
Matt Fraizer	CF
Kyle Nicolas	P

ALTOONA CURVE OPENING DAY MISCELLANEOUS STATISTICS

By Opponent

vs. Akron	2-1
vs. Bowie	0-1
vs. Erie	1-5
vs. Harrisburg	5-2
vs. New Hampshire	0-1
vs. Portland	1-0
vs. Reading	0-4
vs. Trenton	1-0

Records Breakdown

Open at Home	7-6
Open on the Road	3-8
Open vs. AL affiliate	5-8
Open vs. NL affiliate	5-5
Open vs. own division	8-12
Open vs. other division	2-1

Misc. Info

Earliest Opening Day Game:
April 3, 2x, last - 2008 vs. Reading

Latest Opening Day Game:
May 4, 2021 vs. Bowie

Last Opening Day Win (Team):
2019 at Akron (5-0)

Last Opening Day Win (Starter):
2019 - James Marvel at Akron



Both the home opener and July 4 games for the 2019 Curve went to extra innings and each resulted in walk-off wins for Altoona. It was the first time in franchise history that both games went to extra innings in the same season.

ALL-TIME OPENING DAY STARTING PITCHERS

YEAR	PLAYER	OPPONENT	DEC.	FINAL LINE	FINAL SCORE
1999	Paul Ah Yat	@ Reading	ND	1.0 IP, 0 H, 0 R, 0 ER, 0 BB, 1 SO*	L, 6-2
2000	Brian O'Connor	Harrisburg	W	5.0 IP, 2 H, 0 R, 0 ER, 4 BB, 4 SO	W, 7-3
2001	John Grabow	@ Erie	L	5.1 IP, 4 H, 4 R, 3 ER, 2 BB, 4 SO	L, 7-2
2002	Justin Reid	Harrisburg	ND	3.2 IP, 5 H, 2 R, 2 ER, 0 BB, 4 SO	W, 7-5
2003	Ben Shaffar	@ Reading	ND	4.1 IP, 5 H, 5 R, 1 ER, 0 BB, 4 SO	L, 8-7
2004	Ian Snell	Portland	W	5.0 IP, 4 H, 0 R, 0 ER, 1 BB, 6 SO	W, 3-2
2005	Mike Connolly	@ Reading	L	0.0 IP, 0 H, 1 R, 1 ER, 1 BB, 0 SO#	L, 5-4
2006	Mike Connolly	Trenton	ND	5.0 IP, 4 H, 1 R, 1 ER, 1 BB, 7 SO	W, 4-3
2007	Josh Shortslef	@ Akron	L	4.0 IP, 5 H, 3 R, 2 ER, 1 BB, 8 SO	L, 5-4
2008	Kyle Bloom	Reading	L	3.2 IP, 5 H, 6 R, 6 ER, 3 BB, 2 SO	L, 8-3
2009	Tony Watson	@ Erie	L	3.2 IP, 3 H, 5 R, 5 ER, 4 BB, 2 SO	L, 8-7
2010	Mike Crotta	Harrisburg	W	6.0 IP, 1 H, 1 R, 1 ER, 1 BB, 4 SO	W, 5-1
2011	Bryan Morris	@ Erie	ND	4.1 IP, 4 H, 2 R, 2 ER, 5 BB, 3 SO	L, 3-2
2012	Mike Colla	Erie	ND	4.0 IP, 5 H, 3 R, 3 ER, 2 BB, 3 SO	W, 7-4
2013	Brandon Cumpton	@ Erie	L	5.0 IP, 6 H, 4 R, 4 ER, 2 BB, 6 SO	L, 10-6
2014	Adrian Sampson	Erie	L	6.0 IP, 5 H, 2 R, 2 ER, 0 BB, 6 SO	L, 2-0 (7)
2015	Angel Sanchez	@ Harrisburg	ND	6.0, 3 H, 0 R, 0 ER, 1 BB, 3 SO	W, 1-0
2016	Jason Creasy	Harrisburg	ND	6.0, 7 H, 3 R, 2 ER, 2 BB, 1 SO	L, 10-6
2017	Alex McRae	@ Harrisburg	W	5.0 IP, 7 H, 1 R, 1 ER, 1 BB, 9 SO	W, 5-3
2018	J.T. Brubaker	Akron	ND	5.0 IP, 4 H, 3 R, 1 ER, 2 BB, 8 SO	W, 6-5
2019	James Marvel	@ Akron	W	6.0 IP, 1 H, 0 R, 0 ER, 0 BB, 9 SO	W, 5-0
2021	Roansy Contreras	Bowie	ND	5.0 IP, 5 H, 0 R, 0 ER, 0 BB, 11 SO	L, 2-1
2022	Carmen Mlodzinski	Harrisburg	L	3.2 IP, 5 H, 5 R, 5 ER, 1 BB, 3 SO	L, 9-6
2023	Kyle Nicolas	New Hampshire	L	4.2 IP, 1 H, 3 R, 4 BB, 5 SO	L, 8-2

*Left game after one inning because game was suspended by rain
 #Left game after facing one batter because game was suspended by rain

YEAR-BY-YEAR RESULTS IN HOME OPENERS

YEAR	DATE	OPPONENT	RESULT	ATT.	NOTES
1999	April 15	Bowie	W, 6-1	6,171	Six scoreless innings, seven strikeouts by starting pitcher Bronson Arroyo (W)
2000	April 7	Harrisburg	W, 7-3	6,133	Curve jump out to 5-0 lead to back five scoreless innings by Brian O'Conner (W)
2001	April 9	Reading	W, 6-3	6,220	Five-run first inning fuels Altoona's first win of the season
2002	April 4	Harrisburg	W, 7-5	6,408	Two runs in the eighth prove to be the difference
2003	April 10	Reading	W, 4-1	5,539	Sean Burnett (W) throws 5.2 scoreless innings for first Double-A win
2004	April 8	Portland	W, 3-2	5,667	Ian Snell (W) pitches five scoreless frames
2005	April 14	Erie	W, 7-3	6,182	Paul Maholm (W) allowed two unearned runs over six innings
2006	April 6	Trenton	W, 4-3	5,767	Rafael Alvarez tripled, scored on ground out to break 3-3 tie in eighth
2007	April 12	Reading	L, 7-6	4,555	Altoona's 5-4 lead crumbles with Reading's three-run eighth
2008	April 3	Reading	L, 8-3	6,736	Reading's four-run fourth chases Curve starter Kyle Bloom after eight runs allowed
2009	April 16	Erie	L, 3-0	5,174	Jamie Romak broke up no-hitter with two-out double in the 9th; 7 IP, 0 H by Erie's Alfredo Figaro
2010	April 8	Harrisburg	W, 5-1	4,252	Michael Crotta (W) pitches six one-hit, one-run frames; Four Altoona runs in fifth
2011	April 14	Richmond	W, 2-0	4,604	Aaron Thompson (W) 6 scoreless IP; Miles Durham RBI-double in 4th, Jordy Mercer solo-HR in 5th
2012	April 5	Erie	W, 7-4	5,354	Curve total 14 hits from every member of the lineup
2013	April 11	Harrisburg	W, 5-4	3,647	Casey Sadler (W) pitches 6 innings, 3 runs allowed; 3 hits, HR by Jarek Cunningham
2014	April 5	Erie	L, 2-0	4,139	Erie swept doubleheader; First two games on April 3 and 4 postponed
2015	April 16	Akron	W, 2-1 (11)	4,464	First home opener to go to extra innings; Eric Wood walk-off walk
2016	April 7	Harrisburg	L, 10-6	4,027	Harrisburg 8 runs from sixth inning on, Curve scored 5 vs. Harrisburg bullpen
2017	April 13	Akron	W, 3-2	7,313	Two homers by Kevin Kramer, including tie-breaker in eighth inning
2018	April 5	Akron	W, 6-5	5,024	Curve stun Akron with six-run eighth; Logan Hill go-ahead three-run HR
2019	April 11	Akron	W, 3-2 (12)	5,023	Six scoreless, one-hit innings by Cam Vieaux; Bligh Madris walk-off single
2021	May 4	Bowie	L, 2-1	2,300	First game in 614 days at PNG Field; Curve pitchers set franchise record for K's (17)
2022	April 8	Harrisburg	L, 9-6	4,339	Trailed 6-0 after T4, Matt Fraizer and Liover Peguero each hit 2-run HR's
2023	April 6	New Hampshire	L, 8-2	5,005	12 runners left on base; Matt Gorski (solo HR, HBP, BB, 1B), Henry Davis (1B, BB, HBP)

HISTORY/RECORDS

YEAR-BY-YEAR RESULTS ON JULY 4

YEAR	SITE	OPPONENT	RESULT	ATT.	NOTES
1999	Erie	Erie	W, 14-4	2,479	Craig Wilson grand slam, five total RBIs; two HRs, four RBIs by Tike Redman
2000	ALTOONA	Reading	L, 9-5	7,443	Reading plates six in ninth, spoils strong start by Sam McConnell (7 IP, 3 R, 1 ER)
2001	Akron	Akron	W, 10-6	6,067	Shaun Skrehot triples twice, doubles; Four-run sixth opened up Altoona lead
2002	ALTOONA	Reading	L, 4-0	8,139	Reading's Ken Pumphrey spins complete-game, five-hit shutout
2003	ALTOONA	Erie	W, 11-5	9,137	Sean Burnett (W, 7 IP, 10 H, 4 R) earns 10th win behind big offensive output
2004	ALTOONA	Harrisburg	W, 2-0 (8)	9,163	Rain-shortened; Neal McDade (W) gets win after 7 scoreless innings, two Curve runs in 7th
2005	ALTOONA	Erie	L, 5-4	8,712	Jose Bautista HR in 4th inning, Josh Bonifay two-run HR in 9th pulls Curve within one
2006	Reading	Reading	L, 5-0	5,823	Reading's Zack Segovia seven-hit, complete-game shutout; Two-HR, four-RBI game for Gary Burnham
2007	Trenton	Trenton	L, 10-0 (5)	7,575	Rain-shortened; Brett Smith pitched no-hitter, Trenton hit 7 doubles and RBIs from 6 players
2008	ALTOONA	Harrisburg	L, 12-2	8,288	Curve bullpen tagged for 11 runs after five one-run innings by Kyle Bloom
2009	ALTOONA	Bowie	W, 1-0	8,151	Sixth-inning single by Miles Durham plates game's only run
2010	Reading	Reading	L, 6-4	7,625	Vance Worley (6 IP, 3 R) out-pitched Jared Hughes (5.2 IP, 6 R)
2011	ALTOONA	Akron	L, 7-1	7,920	Joe Beigel makes rehab start (1 IP, 0 R); Akron scores all 7 runs in 5 innings vs. Jeff Locke
2012	ALTOONA	Reading	L, 1-0	8,485	Second-inning error leads to only run of the game
2013	ALTOONA	Erie	W, 15-7	8,422	Three hits, two doubles and four RBIs by Carlos Paulino; 17 hits total by Curve
2014	ALTOONA	Harrisburg	W, 4-2	8,845	Justin Howard's pinch-hit, two-run homer breaks 1-1 tie in sixth inning
2015	ALTOONA	Harrisburg	L, 11-9	8,774	26 total hits and 10 extra-base hits combined; 8 strikeouts on 5 IP by Tyler Glasnow
2016	Akron	Akron	L, 5-3	8,221	Middle-inning, solo homers by Claudio Bautista and Clint Frazier make the difference
2017	ALTOONA	Binghamton	W, 6-0	8,796	8 scoreless innings by Tanner Anderson (W); Kevin Newman knocks in 4 runs, hits two-run HR
2018	ALTOONA	Trenton	L, 8-3	8,573	Trenton cranks out 14 hits, Ryan Bollinger (W) strikes out nine over 6 IP
2019	ALTOONA	Erie	W, 6-5 (10)	8,806	Walk-off, two-run 2B by Robbie Glendinning, first walk-off win & extra-inning game on July 4
2021	Hartford	Hartford	L, 9-6	6,850	Curve homer four times, but surrender six runs across 5th-7th inning in defeat
2022	Akron	Akron	--	--	Did not play because of civil unrest in city of Akron
2023	ALTOONA	Erie	L, 6-4	8,798	Matt Gorski homered twice, Abraham Gutierrez walked in all four PA's

CURVE RECORD ON HOLIDAYS

The Curve play on five holidays each year. A complete record of the team's performance on those days is listed below.

HOLIDAY	OVERALL	HOME	ROAD	HOLIDAY	OVERALL	HOME	ROAD
Mother's Day	11-13 ¹	4-6	7-7	Independence Day	9-14 ⁴	7-9	2-5
Memorial Day	9-12 ²	2-7	7-5	Labor Day	9-12 ⁵	4-6	5-6
Father's Day	12-11 ³	5-7	7-4				

¹Split a doubleheader at Harrisburg in 2007, Rained out in Altoona in 2021

²Played a doubleheader vs. Binghamton in 2000 and rained out in 2004 vs. New Britain, did not play in 2022 (off day), did not play in 2023 (off day)

³Rained out at Binghamton in 2019

⁴Did not play in 2022 due to civil unrest in city of Akron

⁵6-game series began in 2021, Curve last played on Labor Day on 9/2/19, a 1-0 loss at Harrisburg

1999

Most Valuable Player Adam Hyzdu
 Fireman of the Year Matt Duff

2000

Most Valuable Player Adam Hyzdu
 Fireman of the Year Brian Smith

2001

Most Valuable Player Shaun Skrehot
 Fireman of the Year Tony Pavlovich

2002

Most Valuable Player Carlos Rivera
 Fireman of the Year Chris Spurling

2003

Most Valuable Player Sean Burnett
 Fireman of the Year Todd Ozias

2004

Most Valuable Player Chris Duffy
 Fireman of the Year Jeff Miller
 Teammate of the Year Nate McLouth

2005

Most Valuable Player Jose Bautista
 Pitcher of the Year Brady Borner
 Teammate of the Year Josh Bonifay
 King of Swing Josh Bonifay

2006

Most Valuable Player Brett Roneberg
 Pitchers of the Year Shane Youman
 Landon Jacobsen
 Unsung Hero Brandon Chavez
 King of Swing Ray Sadler

2007

Most Valuable Player Steve Pearce
 Pitcher of the Year Matt Peterson
 Unsung Hero Brian Peterson
 King of Swing Adam Boeve

2008

Most Valuable Player Jonel Pacheco
 Pitcher of the Year Juan Mateo
 Unsung Hero Milver Reyes
 Big Plays of the Year Brad Corley

2009

Most Valuable Player Pedro Alvarez
 Pitcher of the Year Yoslan Herrera
 Unsung Hero Miguel Perez

2010

Most Valuable Player Hector Gimenez
 Pitcher of the Year Rudy Owens
 Fireman of the Year Daniel Moskos
 Unsung Hero Josh Harrison
 Iron Man of the Year Matt Hague

2011

Most Valuable Player Starling Marte
 Pitcher of the Year Kyle McPherson
 Fireman of the Year Bryan Morris
 Unsung Hero Mike Colla
 Iron Man of the Year Brock Holt

2012

Most Valuable Player Brock Holt
 Pitcher of the Year Phil Irwin
 Fireman of the Year Vic Black
 Unsung Hero Matt Curry

2013

Most Valuable Player Alex Dickerson
 Pitcher of the Year Casey Sadler
 Unsung Heroes Justin Howard
 David Bormberg
 Fireman of the Year Luis Sanz
 Iron Man of the Year Jarek Cunningham

2014

Most Valuable Player Elias Diaz
 Pitcher of the Year Adrian Sampson
 Fireman of the Year Kenn Kasperek
 Unsung Hero Drew Maggi
 Iron Man of the Year Willy Garcia

2015

Most Valuable Player Max Moroff
 Pitcher of the Year Chad Kuhl
 Fireman of the Year Jhondaniel Medina
 Unsung Hero Adam Frazier

2016

Most Valuable Player Barrett Barnes
 Pitcher of the Year Cody Dickson
 Fireman of the Year Montana DuRapau
 Unsung Heroes Jonathan Schwind
 Eric Wood
 Iron Man of the Year Erich Weiss

2017

Most Valuable Player Edwin Espinal
 Pitchers of the Year Alex McRae
 Austin Coley
 Fireman of the Year Tate Scioneaux
 Unsung Hero Jerrick Suiter

2018

Most Valuable Player Will Craig
 Pitcher of the Year Cam Vieaux
 Defender of the Year Ke'Bryan Hayes
 Unsung Hero Jordan George
 Teammate of the Year Logan Rattledge
 Fan Appreciation Award Cole Tucker

2019

Most Valuable Player Jared Oliva
 Pitchers of the Year Pedro Vasquez
 Beau Sulser
 Fireman of the Year Matt Eckelman
 Unsung Hero Brett Pope

2021

Most Valuable Player Mason Martin
 Pitcher of the Year Trey McGough
 Fireman of the Year Cam Alldred
 Unsung Hero Josh Bissonette

2022

Most Valuable Player Jared Triolo
 Pitcher of the Year Luis Ortiz
 Fireman of the Year J.C. Flowers
 Tahnaj Thomas
 Unsung Hero Andres Alvarez

2023

Most Valuable Player Liover Peguero
 Pitcher of the Year Jared Jones
 Fireman of the Year Nick Dombkowski
 Cameron Junker
 Unsung Hero Claudio Finol

1999 CURVE (67-73)



PLAYER	AVG	G	AB	R	H	2B	3B	HR	RBI	BB	SO	SB	CS
Asche, Mike	.412	7	17	3	7	2	0	0	3	1	3	1	1
Bieser, Steve	.209	40	148	24	31	5	2	4	23	21	32	3	4
Bryant, Matt	.250	12	24	1	6	0	0	0	1	2	7	0	0
Cruz, Ivan	.154	3	13	1	2	1	0	0	3	1	8	0	0
DeHaan, Kory	.268	47	190	26	51	13	2	3	24	11	46	14	6
Dunn, Todd	.167	8	30	0	5	2	0	0	2	2	10	0	1
Figueroa, Luis	.263	131	418	61	110	15	5	3	50	52	44	9	9
Haad, Yamid	.182	43	137	20	25	3	0	6	10	19	32	7	3
Haverbusch, Kevin	.286	93	332	57	95	22	2	14	61	12	60	6	4
Hernandez, Alex	.257	126	475	76	122	26	3	15	63	54	110	11	8
Hyzdu, Adam	.316	91	345	64	109	26	2	24	78	40	62	8	4
Iglesias, Luis	.281	31	89	13	25	6	0	6	16	14	26	0	1
Jorgensen, Tim	.130	7	23	1	3	1	0	0	2	0	6	0	0
Long, Garrett	.245	109	355	61	87	12	4	18	56	63	100	6	6
Lorenzana, Luis	.216	34	74	9	16	2	1	2	8	14	17	0	0
Mackowiak, Rob	.262	53	195	21	51	15	3	3	27	8	34	0	2
McConnell, Sam	.250	13	4	0	1	0	0	0	1	1	1	0	0
Patzke, Jeff	.298	53	198	31	59	12	1	2	25	33	45	4	2
Redman, Tike	.269	136	532	84	143	20	12	3	60	52	52	29	16
Robertson, Mike	.280	46	175	31	49	12	0	9	28	24	26	0	3
Rosario, Melvin	.241	26	87	11	21	9	0	1	11	6	15	0	0
Secrist, Reed	.168	36	95	9	16	5	0	0	10	13	23	0	0
Sweet, Jon	.257	37	105	15	27	5	1	2	13	11	15	0	1
Ward, Turner	.000	1	3	1	0	0	0	0	0	2	2	0	0
Wehner, John	.167	4	12	2	2	0	0	0	2	0	0	1	1
Wilson, Craig	.268	111	362	57	97	21	3	20	69	40	104	1	3
Wimmer, Chris	.252	27	107	9	27	5	2	1	6	8	12	5	2
Wright, Ron	.213	24	80	2	17	6	0	0	4	9	27	0	0
TOTALS	.258	140	4723	695	1218	249	43	138	664	519	964	105	78

PLAYER	W-L	ERA	G	GS	CG	SHO	SV	IP	H	R	ER	HR	BB	SO
Ah Yat, Paul	8-4	3.02	16	15	0	0	0	95.1	86	41	32	6	30	90
Arroyo, Bronson	15-4	3.65	25	25	2	1	0	153.0	167	73	62	15	58	100
Ayers, Mike	0-0	1.59	11	0	0	0	0	17.0	10	4	3	1	11	16
Baron, Jim	9-9	3.97	29	20	0	0	0	145.0	141	73	64	13	44	75
Beltran, Alonso	0-2	9.00	13	0	0	0	1	18.0	27	18	18	2	9	18
Brown, Alvin	4-1	6.49	7	6	0	0	0	26.1	29	22	19	0	17	15
Burgos, Enrique	0-1	2.25	5	0	0	0	0	4.0	1	1	1	0	3	2
Christiansen, Jason	0-0	0.00	2	1	0	0	0	3.0	1	0	0	0	1	2
Cordova, Francisco	1-1	4.66	2	2	0	0	0	9.2	13	8	5	0	4	12
Daniels, David	2-2	2.67	55	0	0	0	8	67.1	55	21	20	6	19	63
Davis, Kane	4-6	3.78	16	16	0	0	0	95.1	97	51	40	5	41	53
Donnelly, Brendan	0-0	7.71	2	0	0	0	1	2.1	4	2	2	0	2	0
Dougherty, Tony	0-0	7.47	9	0	0	0	0	15.2	29	19	13	3	7	6
Duff, Matt	2-4	2.81	44	0	0	0	12	57.2	43	19	18	5	35	59
Dunbar, Matt	3-5	3.42	49	0	0	0	2	47.1	35	19	18	2	23	35
France, Aaron	4-5	3.67	33	11	0	0	0	95.2	79	50	39	8	48	70
Garcia, Al	0-0	4.50	2	0	0	0	0	4.0	6	4	2	0	3	1
Giard, Ken	2-2	1.71	38	0	0	0	6	42.0	34	12	8	1	25	48
Gonzalez, Mike	2-3	8.10	7	5	0	0	0	26.2	34	25	24	4	19	31
Long, Joey	0-0	5.91	8	0	0	0	0	10.2	16	8	7	3	4	5
Martinez, Javier	0-0	6.10	10	0	0	0	0	10.1	11	8	7	1	14	16
Mathews, Del	1-1	6.00	9	0	0	0	0	12.0	21	15	8	2	6	8
McConnell, Sam	1-7	6.64	13	12	1	0	0	62.1	82	52	46	7	33	40
O'Connor, Brian	7-11	4.70	28	27	1	0	0	153.1	152	98	80	10	92	106
Pena, Alex	1-0	3.86	9	0	0	0	0	21.0	22	12	9	2	9	20
Runion, Tony	1-4	3.59	31	0	0	0	2	42.2	52	23	17	3	9	39
Secrist, Reed	0-0	0.00	1	0	0	0	0	1.0	1	0	0	0	0	0
Wilkins, Marc	0-1	1.50	4	0	0	0	0	6.0	4	2	1	0	4	5
TOTALS	67-73	4.07	140	140	4	5	32	1244.2	1252	680	563	99	570	935

HISTORY/RECORDS



PLAYER	AVG	G	AB	R	H	2B	3B	HR	RBI	BB	SO	SB	CS
Bass, Jayson	.244	19	45	7	11	0	1	0	5	5	8	3	0
Beimel, Joe	.250	10	8	3	2	1	0	0	0	1	4	0	0
Brown, Adrian	.000	2	5	1	0	0	0	0	0	3	1	0	0
Burton, Darren	.328	63	229	44	75	8	2	5	33	23	42	3	0
Cota, Humberto	.261	112	429	49	112	20	1	8	44	21	80	6	4
Duff, Matt	.400	48	5	0	2	0	0	0	0	0	1	0	0
Evans, Lee	.237	32	118	18	28	4	1	1	8	14	28	1	1
Figueroa, Luis	.284	94	342	45	97	10	4	1	28	37	32	14	5
Furniss, Wilburn	.239	121	348	50	83	16	1	11	52	68	82	4	4
Haad, Yamid	.197	59	183	24	36	7	0	4	13	18	44	1	1
Haverbusch, Kevin	.279	43	140	23	39	3	1	5	21	11	15	2	2
Hernandez, Alex	.337	50	199	28	67	16	1	4	34	13	42	1	2
Hyzdu, Adam	.290	142	514	96	149	39	2	31	106	94	102	3	7
Lankford, Derrick	.293	96	314	41	92	16	2	10	40	47	60	4	1
Long, Garrett	.230	42	122	18	28	8	0	4	18	17	33	0	1
Lorenzana, Luis	.157	24	51	7	8	2	0	0	2	4	15	0	0
Mackowiak, Rob	.297	134	526	82	156	33	4	13	87	22	96	18	5
McConnell, Sam	.125	20	8	0	1	0	0	0	1	1	4	0	0
Patterson, Jarrod	.139	11	36	1	5	1	0	0	4	3	11	0	0
Pickford, Kevin	.286	10	7	0	2	0	0	0	0	1	1	0	0
Pointer, Corey	.154	19	39	6	6	1	1	0	4	7	18	0	0
Sanders, Tracy	.184	26	76	11	14	4	0	4	12	12	29	0	0
Skrehot, Shaun	.228	57	158	14	36	4	1	0	9	16	32	7	2
Washington, Rico	.258	135	503	74	130	22	7	8	59	55	74	4	9
Williams, Keith	.256	36	121	14	31	5	0	3	17	16	29	3	1
Wilson, Jack	.252	33	139	17	35	7	2	1	16	14	17	1	3
TOTALS	.264	142	4764	682	1257	230	31	113	621	527	941	75	48

HISTORY/RECORDS

PLAYER	W-L	ERA	G	GS	CG	SHO	SV	IP	H	R	ER	HR	BB	SO
Alvarado, Carlos	3-0	4.11	16	1	0	0	1	30.2	31	16	14	2	18	27
Anderson, Jimmy	1-0	0.00	1	1	1	0	0	9.0	7	1	0	0	1	6
Ayers, Mike	3-2	3.24	38	0	0	0	1	58.1	47	30	21	2	29	49
Beimel, Joe	1-6	4.16	10	10	1	0	0	62.2	72	38	29	8	21	28
Burton, Darren	0-0	0.00	1	0	0	0	0	1.0	0	0	0	0	0	0
Carrasco, D.J.	1-1	8.36	9	0	0	0	0	14.0	16	14	13	0	13	10
Clontz, Brad	0-0	1.93	4	0	0	0	0	4.2	4	2	1	0	1	4
Duff, Matt	0-4	3.93	47	0	0	0	6	55.0	50	31	24	1	36	61
France, Aaron	5-2	3.44	22	12	0	0	0	81.0	83	41	31	4	27	57
Grabow, John	8-7	4.33	24	24	1	0	0	145.1	145	81	70	10	65	109
Guy, Brad	4-6	3.53	54	1	0	0	7	81.2	82	35	32	3	25	37
Guzman, Wilson	10-4	3.02	18	18	3	1	0	119.1	99	49	40	6	45	77
Lankford, Derrick	0-0	0.00	2	0	0	0	0	4.0	2	0	0	0	4	2
Loiselle, Rich	0-1	5.27	13	0	0	0	2	13.2	17	9	8	1	6	18
Manzueta, Roberto	0-1	5.06	8	2	0	0	0	21.1	26	16	12	0	13	14
Martin, Jeff	0-2	4.64	17	0	0	0	0	21.1	28	16	11	2	15	16
Mattson, Rob	1-1	6.32	7	6	0	0	0	37.0	48	33	26	4	16	19
McConnell, Sam	9-2	1.61	20	13	3	1	0	106.0	83	24	19	3	26	61
O'Connor, Brian	12-4	3.76	22	22	4	0	0	129.1	120	69	54	4	61	76
Osteen, Gavin	0-0	0.00	1	0	0	0	0	1.2	1	0	0	0	2	2
Padua, Geraldo	1-6	6.97	9	9	0	0	0	41.1	59	42	32	3	20	31
Pickford, Kevin	0-5	9.97	10	4	0	0	0	21.2	38	29	24	2	14	9
Rosengren, John	2-1	7.17	22	0	0	0	3	21.1	17	17	17	1	21	24
Sak, Jim	0-1	10.80	7	0	0	0	0	5.0	2	9	6	1	13	5
Smith, Brian	3-4	0.99	22	0	0	0	12	27.1	14	6	3	0	8	23
Sparks, Steve	6-7	4.77	23	17	3	2	0	109.1	103	66	58	6	54	66
Wimberly, Larry	4-1	6.86	10	2	0	0	0	21.0	29	22	16	4	11	25
TOTALS	74-68	4.06	142	142	16	8	32	1244.0	1223	696	561	67	565	856



2001 CURVE (63-79)



PLAYER	AVG	G	AB	R	H	2B	3B	HR	RBI	BB	SO	SB	CS
Alvarez, Tony	.319	67	254	34	81	16	1	6	25	9	30	17	11
Barns, B.J.	.220	30	109	12	24	6	2	6	15	7	37	3	1
Bass, Jayson	.235	67	170	18	40	14	3	1	13	10	47	9	5
Brown, Adrian	.333	7	30	7	10	1	1	0	1	1	7	1	2
Bruce, Mo	.118	10	34	4	4	1	0	0	2	4	11	0	2
Burton, Darren	.288	85	299	36	86	15	2	7	32	23	62	5	1
Davis, J.J.	.250	67	228	21	57	13	3	4	26	21	79	2	5
Doumit, Ryan	.250	2	4	0	1	0	0	0	2	1	7	0	0
Evans, Lee	.248	118	428	53	106	21	8	11	48	37	116	12	5
France, Aaron	.250	7	4	0	1	0	0	0	1	0	0	0	0
Galvez, Randy	.188	15	16	2	3	0	0	1	1	0	9	0	0
Green, Scarborough	.253	27	91	10	23	1	0	0	6	6	19	10	0
Haad, Yamid	.000	1	3	0	0	0	0	0	0	0	0	0	0
Haverbusch, Kevin	.261	43	153	17	40	10	2	2	19	5	23	1	2
House, J.R.	.258	112	426	51	110	25	1	11	56	37	103	1	1
Langston, Jay	.282	28	103	9	29	3	1	0	7	2	22	0	1
Lankford, Derrick	.158	6	19	2	3	1	1	0	2	1	6	0	0
Mann, Derek	.000	1	3	0	0	0	0	0	0	0	1	0	0
Martin, Justin	.329	63	161	20	53	7	0	0	13	14	21	16	6
Meier, Dan	.256	97	312	43	80	14	4	13	38	45	80	1	1
Monahan, Shane	.296	21	71	9	21	6	1	2	10	4	12	1	2
Paz, Richard	.238	85	248	30	59	15	1	4	30	52	55	7	6
Petersen, Chris	.210	38	100	7	21	6	0	0	11	17	20	1	2
Reid, Justin	.214	17	14	3	3	1	0	0	0	1	5	0	0
Rivera, Carlos	.234	111	389	44	91	30	0	10	50	13	71	0	2
Secrist, Reed	.071	4	14	0	1	0	0	0	1	1	6	0	0
Skrehot, Shaun	.267	117	468	61	125	30	6	6	45	30	63	24	15
Smith, Brian	.000	2	1	0	0	0	0	0	0	0	1	0	0
Stoner, Mike	.252	42	135	15	34	7	1	3	21	2	21	0	3
Washington, Rico	.302	75	291	31	88	17	0	4	29	21	49	5	5
Wehner, John	.228	25	92	10	21	3	0	0	8	3	11	4	0
TOTALS	.258	142	4760	557	1226	267	38	91	514	376	1027	120	78

PLAYER	W-L	ERA	G	GS	CG	SHO	SV	IP	H	R	ER	HR	BB	SO
Alvarado, Carlos	5-7	3.36	26	10	0	0	0	83.0	74	46	31	6	29	73
Ayers, Mike	1-1	2.25	7	0	0	0	0	8.0	8	2	2	0	3	6
Bennett, Jeff	0-1	3.86	1	1	0	0	0	7.0	9	3	3	0	2	6
Burnside, Adrian	0-2	3.62	6	6	0	0	0	32.1	28	15	13	3	14	32
Burton, Darren	0-0	18.00	1	0	0	0	0	1.0	3	2	2	0	1	2
Camp, Shawn	4-0	4.24	8	3	0	0	0	23.1	25	14	11	3	8	19
Carrasco, D.J.	2-2	4.14	27	1	0	0	1	37.0	34	22	17	2	25	35
Chaney, Mike	0-0	6.75	4	0	0	0	0	9.1	18	7	7	1	2	2
Chrysler, Clint	4-3	3.28	51	0	0	0	3	49.1	52	24	18	3	12	31
Cordova, Francisco	0-0	4.15	1	1	0	0	0	4.1	6	2	2	0	1	4
Diorio, Mike	1-4	7.91	18	0	0	0	0	33.0	40	34	29	5	19	14
Donaldson, Bo	3-1	3.10	17	0	0	0	5	20.1	12	7	7	2	7	22
France, Aaron	1-2	5.68	7	5	0	0	0	25.1	36	19	16	4	10	17
Galvez, Randy	5-6	3.45	15	15	0	0	0	86.0	93	40	33	3	22	45
Garcia, Mike	2-0	0.45	18	0	0	0	4	20.0	15	1	1	0	4	15
Gonzalez, Mike	5-4	3.71	14	14	1	1	0	87.1	81	38	36	5	36	66
Grabow, John	2-5	3.38	10	10	0	0	0	50.2	30	23	19	1	39	42
Guy, Brad	3-4	4.03	28	4	0	0	4	51.1	59	32	23	3	17	30
Lopez, Jose	1-2	4.83	6	5	0	0	0	31.2	38	20	17	3	11	23
Manzueta, Roberto	1-1	5.40	12	0	0	0	0	20.0	19	13	12	0	11	14
McDade, Neal	2-5	4.05	19	9	0	0	0	73.1	85	38	33	3	24	55
Mulholland, Terry	0-2	3.86	2	2	0	0	0	2.1	5	3	1	0	1	3
Padua, Geraldo	0-1	9.69	10	0	0	0	0	13.0	17	14	14	5	6	10
Pavlovich, Tony	0-3	2.98	31	0	0	0	12	42.1	38	15	14	0	13	26
Paz, Rich	1-0	0.00	1	0	0	0	0	1.0	0	0	0	0	1	0
Phillips, Jason	0-1	10.00	6	1	0	0	0	9.0	18	11	10	0	4	4
Reid, Justin	5-5	2.54	17	16	1	1	0	110.0	104	38	31	5	14	70
Rodriguez, Frank	0-0	4.82	7	0	0	0	0	9.1	9	6	5	0	8	5
Schmidt, Jason	0-1	0.96	3	3	0	0	0	9.1	7	1	1	0	1	17
Silva, Jose	0-0	0.00	2	0	0	0	0	1.1	2	0	0	0	1	2
Smith, Brian	1-0	0.00	2	0	0	0	0	4.1	3	0	0	0	0	3
Sparks, Steve	1-4	3.76	7	6	1	0	0	38.1	31	19	16	2	25	32
Spurling, Chris	5-7	3.11	34	15	0	0	1	121.2	133	48	42	9	28	63
Wehner, John	0-1	11.57	2	0	0	0	0	2.1	5	3	3	0	1	2
Williams, David	5-2	2.61	9	8	1	0	0	58.2	45	17	17	8	12	39
Wimberly, Larry	3-2	4.17	24	7	0	0	0	69.0	75	36	32	7	18	43
TOTALS	63-79	3.73	142	142	4	8	30	1245.2	1257	613	516	83	430	872

HISTORY/RECORDS



HISTORY/RECORDS

PLAYER	AVG	G	AB	R	H	2B	3B	HR	RBI	BB	SO	SB	CS
Alvarez, Tony	.318	125	507	79	161	37	1	15	59	27	71	29	18
Benson, Kris	.000	1	2	0	0	0	0	0	0	0	2	0	0
Brown, Jason	.170	18	47	3	8	5	0	0	5	5	21	0	0
Burnside, Adrian	.238	33	21	2	5	0	1	0	3	0	7	0	0
Caruso, Joe	.250	47	148	19	37	5	2	3	20	8	16	3	3
Chryslar, Clint	.667	51	3	0	2	0	0	0	0	0	0	0	0
Davis, J.J.	.287	101	348	51	100	17	3	20	62	33	101	7	4
Derosso, Tony	.192	72	182	22	35	5	4	8	33	27	48	2	0
Garrett, Shawn	.290	131	489	71	142	24	8	11	73	33	88	19	6
Gonzalez, Mike	.357	16	14	1	5	0	0	0	1	0	4	0	0
Grabow, John	.133	28	15	2	2	0	1	0	0	2	4	0	0
Guy, Brad	.000	26	4	0	0	0	0	0	0	0	2	0	0
Haverbusch, Kevin	.292	35	130	18	38	7	0	5	16	4	21	4	2
House, J.R.	.264	30	91	9	24	6	0	2	11	13	21	0	0
King, Brad	.264	45	129	28	34	4	0	3	12	30	24	1	1
Lemonis, Chris	.000	6	17	1	0	0	0	0	0	2	1	1	0
Lopez, Jose	.250	11	4	1	1	0	0	0	0	0	1	0	0
McDade, Neal	.000	49	6	0	0	0	0	0	0	1	3	0	0
Meadows, Randy	.126	48	111	16	14	2	0	2	8	6	29	2	1
Meier, Dan	.245	78	237	27	58	10	2	6	33	23	66	2	3
Montgomery, Matt	-	44	0	0	0	0	0	0	0	0	0	0	0
O'Connor, Brian	.250	24	8	0	2	0	0	0	0	2	1	0	0
Pachot, John	.262	94	321	31	84	29	0	3	44	6	31	1	0
Reid, Justin	.182	25	22	2	4	0	1	0	1	0	8	0	0
Rios, Armando	.000	1	2	0	0	0	0	0	0	1	0	0	0
Rivera, Carlos	.302	128	494	67	149	28	2	22	84	27	75	1	1
Rodriguez, Victor	.293	61	188	29	55	6	0	3	20	9	20	3	0
Sefcik, Kevin	.308	126	467	69	144	32	2	2	51	44	42	12	8
Shaffar, Ben	.000	18	9	0	0	0	0	0	0	0	7	0	0
Skrehot, Shaun	.240	80	312	40	75	15	3	2	25	23	60	9	4
Spurling, Chris	.250	52	4	0	1	1	0	0	0	0	3	0	0
Vogelsong, Ryan	.200	8	5	1	1	0	0	0	0	0	1	0	0
Washington, Rico	.223	112	359	53	80	11	3	8	34	60	66	3	4
Weichard, Paul	.000	1	1	0	0	0	0	0	0	0	1	0	0
Wimberly, Larry	.000	26	6	0	0	0	0	0	0	0	4	0	0
TOTALS	.268	141	4703	642	1261	244	33	115	596	386	849	99	55

PLAYER	W-L	ERA	G	GS	CG	SHO	SV	IP	H	R	ER	HR	BB	SO
Benson, Kris	1-0	1.29	1	1	0	0	0	7.0	5	1	1	1	0	7
Burnside, Adrian	6-9	4.55	32	23	0	0	0	130.2	120	70	66	18	67	122
Chryslar, Clint	3-2	3.97	51	0	0	0	3	56.2	55	29	25	7	21	26
Deschenes, Marc	0-0	3.00	3	0	0	0	3	3.0	3	1	1	0	0	4
Dougherty, Jim	1-1	5.06	7	0	0	0	0	10.2	13	6	6	1	7	5
Gonzalez, Mike	8-4	3.80	16	16	0	0	0	85.1	77	38	36	4	47	82
Grabow, John	8-13	5.47	28	27	1	1	0	146.1	181	94	89	10	47	97
Gravelle, Nick	0-0	18.00	1	0	0	0	0	1.0	3	2	2	1	0	0
Guy, Brad	3-2	3.17	26	5	1	1	1	76.2	87	31	27	7	16	40
Looney, Brian	0-0	1.17	4	0	0	0	0	7.2	5	1	1	1	1	3
Lopez, Jose	0-2	6.75	10	4	0	0	0	21.1	30	20	16	2	7	8
McDade, Neal	8-3	3.91	49	0	0	0	3	78.1	85	36	34	11	16	51
Meadows, Randy	0-0	0.00	1	0	0	0	0	1.1	2	0	0	0	0	0
Montgomery, Matt	3-0	4.21	44	0	0	0	3	66.1	62	32	31	3	26	50
O'Connor, Brian	5-7	5.06	24	14	1	1	0	85.1	86	50	48	6	50	53
Palma, Rick	1-1	1.80	10	0	0	0	0	10.0	12	2	2	0	3	10
Pavlovich, Tony	0-0	13.50	1	0	0	0	0	1.1	4	2	2	0	0	0
Reid, Justin	11-8	4.33	25	25	1	0	0	153.2	151	87	74	21	28	108
Shaffar, Ben	8-7	3.15	18	18	1	0	0	111.1	110	46	39	6	40	97
Spurling, Chris	4-3	2.19	51	0	0	0	20	70.0	54	18	17	8	12	60
Vogelsong, Ryan	1-5	5.56	8	8	0	0	0	43.2	47	27	27	5	10	35
Wimberly, Larry	1-2	4.05	26	0	0	0	1	53.1	49	25	24	4	18	36
TOTALS	72-69	4.19	141	141	5	9	34	1221.0	1241	618	568	116	416	894



2003 CURVE (78-63)



PLAYER	AVG	G	AB	R	H	2B	3B	HR	RBI	BB	SO	SB	CS
Barns, B.J.	.184	22	38	3	7	0	0	0	2	4	11	0	2
Bonifay, Josh	.285	114	386	51	110	30	0	11	56	39	106	1	4
Caruso, Joe	.196	83	224	28	44	6	0	2	29	28	43	3	1
Castillo, Jose	.287	126	498	68	143	24	6	5	66	40	81	19	10
Duffy, Chris	.273	137	494	84	135	23	6	1	42	44	78	34	12
Garrett, Shawn	.288	124	468	68	135	29	6	13	67	36	96	20	7
Heintz, Chris	.258	78	271	28	70	12	4	2	26	19	24	0	0
House, J.R.	.333	20	63	12	21	6	0	2	11	5	11	0	0
Navarrete, Ray	.256	92	285	32	73	20	1	5	35	15	40	1	5
Nicholson, Kevin	.294	114	405	63	119	31	5	7	45	41	44	8	8
Paulino, Ronny	.226	46	159	19	36	6	1	6	19	12	35	0	2
Perry, Chan	.285	109	386	46	110	24	1	7	63	28	38	4	2
Roneberg, Brett	.281	125	442	60	124	29	4	10	61	40	56	12	6
Sadler, Ray	.264	14	53	8	14	5	0	1	7	3	16	0	0
Shelton, Chris	.279	35	122	17	34	10	1	0	14	8	23	0	1
Skrehot, Shaun	.276	89	304	41	84	15	3	1	33	27	48	12	7
Snusz, Chris	.053	6	19	0	1	0	0	0	0	0	6	0	0
TOTALS	.270	141	4739	636	1278	274	38	73	583	397	811	114	67

PLAYER	W-L	ERA	G	GS	CG	SHO	SV	IP	H	R	ER	HR	BB	SO
Bennett, Jeff	4-4	2.72	33	2	0	0	1	59.2	45	22	18	2	23	62
Bonifay, Josh	0-0	9.00	1	0	0	0	0	1.0	2	1	1	0	0	0
Borner, Brady	3-2	3.96	17	0	0	0	0	25.0	24	11	11	4	10	19
Brooks, Frank	0-0	7.71	1	0	0	0	0	2.1	3	2	2	1	0	4
Burnett, Sean	14-6	3.21	27	27	2	1	0	159.2	158	60	57	2	29	86
Camp Shawn	0-2	4.34	18	0	0	0	0	29.0	26	14	14	2	11	35
Caruso, Joe	0-0	0.00	1	0	0	0	0	2.0	1	0	0	0	2	1
Chrysler, Clint	2-1	10.46	16	1	0	0	0	26.2	43	33	31	4	18	14
Connolly, Mike	7-8	3.39	25	23	0	0	0	127.1	123	55	48	10	38	90
Fordham, Tom	5-2	3.17	13	12	0	0	0	71.0	71	27	25	5	18	59
Gonzalez, Mike	0-0	1.23	5	0	0	0	1	7.1	4	1	1	1	2	10
Grabow, John	6-1	3.36	24	9	0	0	0	83.0	87	34	31	9	19	73
Guy, Brad	1-2	5.79	8	1	0	0	0	14.0	16	9	9	0	2	9
Jacobsen, Landon	9-11	2.93	27	27	1	0	0	162.2	156	60	53	11	40	80
Johnston, Mike	6-2	2.12	46	0	0	0	7	72.1	49	17	17	4	27	65
Martinez, Anastacio	0-0	2.25	3	0	0	0	0	4.0	6	1	1	1	1	1
McDade, Neal	1-6	2.72	38	0	0	0	4	72.2	75	32	22	5	18	48
Oquendo, Ian (Snell)	4-0	1.96	6	6	0	0	0	36.2	36	13	8	2	10	23
Ozias, Todd	2-2	1.62	51	0	0	0	21	61.0	47	14	11	2	17	52
Palma, Rick	6-5	3.67	35	5	0	0	0	68.2	70	35	28	3	24	61
Shaffar, Ben	1-3	4.48	13	11	0	0	0	64.1	68	38	32	3	20	50
Snell, Ian	4-0	1.96	6	6	0	0	0	36.2	36	13	8	2	10	23
Van Benschoten, John	7-6	3.69	17	17	1	0	0	90.1	95	46	37	5	34	78
TOTALS	78-63	3.32	141	141	4	10	35	1240.2	1205	525	457	76	363	920

HISTORY/RECORDS



HISTORY/RECORDS

PLAYER	AVG	G	AB	R	H	2B	3B	HR	RBI	BB	SO	SB	CS
Bonifay, Josh	.277	96	343	52	95	16	0	19	76	40	96	5	1
Borner, Brady	.077	39	13	1	1	0	0	0	0	1	2	0	0
Bradley, Bobby	.250	19	12	1	3	0	0	0	1	0	4	0	0
Bullington, Bryan	.136	26	22	1	3	0	0	0	0	0	7	0	0
Candelario, Eddi	.000	21	3	0	0	0	0	0	0	0	1	0	0
Chaves, Brandon	.222	41	108	16	24	2	3	1	15	19	20	2	0
Cockrell, Michael	.154	8	13	0	2	0	0	0	1	1	4	0	0
Connolly, Mike	.000	21	12	0	0	0	0	0	0	2	8	0	0
Cortes, Jorge	.281	37	139	17	39	8	1	6	19	13	24	0	1
Crudale, Mike	.333	23	3	0	1	0	0	0	0	0	1	0	0
De Caster, Yurendell	.279	97	330	54	92	18	1	15	42	22	78	4	2
De La Rosa, Tomas	.333	8	18	3	6	1	0	1	4	1	2	1	1
Doumit, Ryan	.262	67	221	31	58	20	0	10	34	21	49	1	0
Duffy, Chris	.309	113	453	84	140	23	6	8	41	33	77	30	8
Duke, Zach	.125	9	8	1	1	1	0	0	0	0	5	0	0
Eldred, Brad	.279	39	147	24	41	9	0	17	60	6	51	0	0
Evans, Tom	.308	33	120	25	37	9	1	4	22	18	20	4	1
Jacobsen, Landon	.100	15	10	0	1	0	0	0	1	0	3	0	0
Keppinger, Jeff	.334	82	323	45	108	17	2	1	33	27	17	10	6
Lorraine, Andrew	.000	6	1	0	0	0	0	0	0	0	0	0	0
Lundquist, Dave	.000	15	0	0	0	0	0	0	0	0	0	0	0
McDade, Neal	.111	32	9	1	1	0	0	0	0	0	4	0	0
McLouth, Nate	.322	133	515	93	166	40	4	8	73	48	62	31	7
Mendez, Donaldo	.132	23	76	7	10	5	0	0	3	6	22	0	1
Miller, Jeff	.000	52	4	0	0	0	0	0	0	0	2	0	0
Moriarty, Mike	.303	20	66	17	20	9	0	0	6	11	13	1	0
Navarrete, Ray	.238	50	130	15	31	5	1	2	17	11	20	0	0
Nicholson, Kevin	.217	77	258	28	56	13	2	4	36	23	37	2	0
Paulino, Ronny	.285	99	369	54	105	23	2	15	60	32	62	3	2
Pena, Rodolfo	.500	1	4	0	2	0	0	0	0	0	1	0	0
Peterson, Matt	.000	7	2	1	0	0	0	0	0	1	2	0	0
Sadler, Ray	.268	120	429	61	115	25	1	20	72	23	89	16	6
Serrano, Elio	.500	45	2	2	1	0	0	0	0	0	0	0	0
Shaffar, Ben	.000	8	1	0	0	0	0	0	0	0	0	0	0
Sheldon, Scott	.183	18	60	5	11	2	0	1	9	6	14	1	0
Skrehot, Shaun	.263	67	243	33	64	12	1	1	16	15	24	5	2
Snell, Ian	.143	26	14	1	2	0	0	0	1	1	6	0	0
Snusz, Chris	.183	36	120	11	22	4	1	0	6	9	29	0	0
Stein, Blake	.000	36	1	0	0	0	0	0	0	1	1	0	0
Thomas, Gary	.226	30	93	13	21	8	2	2	8	9	14	0	0
TOTALS	.272	141	4695	697	1279	270	28	135	656	400	871	115	39

PLAYER	W-L	ERA	G	GS	CG	SHO	SV	IP	H	R	ER	HR	BB	SO
Agamenzone, Brandon	3-1	4.29	20	0	0	0	0	35.2	36	18	17	4	12	39
Alcala, Jason	1-0	0.00	1	0	0	0	0	3.1	2	0	0	0	0	3
Bimeal, Matt	1-0	12.27	3	0	0	0	0	3.2	7	5	5	1	0	5
Borner, Brady	5-6	5.47	39	9	0	0	1	100.1	120	76	61	17	30	62
Bradley, Bobby	5-4	3.11	19	19	0	0	0	101.1	85	42	35	8	41	78
Bullington, Bryan	12-7	4.10	26	26	0	0	0	145.0	160	77	66	18	47	100
Candelario, Eddi	0-1	4.84	21	0	0	0	2	35.1	31	21	19	5	17	34
Connolly, Mike	8-7	4.71	21	21	0	0	0	112.2	124	65	59	10	41	103
Crudale, Mike	1-0	5.67	23	0	0	0	2	33.1	35	23	21	5	22	24
Duke, Zach	5-1	1.58	9	9	0	0	0	51.1	41	11	9	2	10	36
Harts, Jeremy	0-2	5.28	9	0	0	0	1	15.1	12	12	9	0	13	10
Jacobsen, Landon	5-2	4.99	15	14	0	0	0	70.1	83	46	39	8	23	47
Lorraine, Andrew	0-0	0.00	6	0	0	0	0	7.1	4	0	0	0	1	7
Lundquist, Dave	3-2	5.75	15	0	0	0	0	20.1	21	13	13	2	8	15
McDade, Neal	8-1	3.36	32	7	0	0	1	85.2	70	35	32	7	26	53
Miller, Jeff	5-4	2.91	52	0	0	0	18	68.0	48	25	22	8	28	79
O'Brien, Patrick	1-0	0.00	2	0	0	0	0	4.1	1	0	0	0	3	1
Peterson, Matt	3-2	6.25	7	7	0	0	0	36.0	36	25	25	7	22	29
Reid, Justin	0-1	9.00	1	1	0	0	0	3.0	6	4	3	1	3	1
Serrano, Elio	3-5	5.63	45	0	0	0	14	56.0	73	44	35	11	15	39
Shaffar, Ben	0-1	7.40	8	2	0	0	0	20.2	28	20	17	4	10	23
Sheldon, Scott	0-0	0.00	1	0	0	0	0	0.1	1	0	0	0	0	0
Snell, Ian	11-7	3.16	26	26	3	2	0	151.0	147	54	53	16	40	142
Stein, Blake	5-2	3.52	36	0	0	0	7	61.1	51	27	24	6	25	62
TOTALS	85-56	4.16	141	141	3	11	46	1222.2	1223	644	565	140	438	992



2005 CURVE (76-66)



PLAYER	AVG	G	AB	R	H	2B	3B	HR	RBI	BB	SO	SB	CS
Bautista, Jose	.283	117	445	63	126	27	1	23	90	48	101	7	3
Boeve, Adam	.288	47	160	24	46	9	1	5	23	22	54	5	2
Bonifay, Josh	.282	103	376	53	106	22	3	25	77	33	110	0	1
Buttler, Vic	.313	25	83	15	26	3	1	0	7	10	10	6	2
Chaves, Brandon	.215	52	172	20	37	6	2	0	8	16	38	2	2
Chiaffredo, Paul	.267	8	30	4	8	4	0	1	7	1	11	0	0
Clark, Howie	.373	31	110	15	41	3	0	2	13	19	5	2	1
Cortes, Jorge	.259	110	363	50	94	18	1	6	49	49	81	2	1
Davis, Rajai	.281	123	499	82	140	22	5	4	34	43	76	45	9
Eldred, Brad	.333	21	84	22	28	6	0	13	27	8	25	1	1
Evans, Tom	.278	99	338	62	94	24	3	15	55	51	91	8	3
Guzman, Javier	.236	68	263	27	62	9	1	3	24	10	46	8	5
Lee, Taber	.203	24	79	8	16	2	1	2	10	7	13	1	0
Lytle, Chaz	.217	6	23	3	5	1	0	0	1	1	5	2	0
Maldonado, Carlos	.252	82	278	27	70	14	0	7	34	35	63	0	1
Meath, Matt	.333	2	3	2	1	1	0	0	1	1	0	0	0
Mercedes, Victor	.326	12	43	7	14	2	1	2	6	2	5	0	0
Neuberger, Scott	.263	10	38	1	10	0	0	0	4	1	7	0	0
Paulino, Ronny	.292	43	168	24	49	6	0	6	20	15	30	3	0
Raymundo, Gregg	.232	23	56	5	13	3	0	0	2	3	12	0	0
Sadler, Ray	.244	62	209	23	51	17	2	5	23	17	54	4	4
Snusz, Chris	.258	22	66	5	17	3	0	1	1	4	13	0	0
Stansberry, Craig	.238	116	421	62	100	22	11	18	67	44	114	14	5
Thompson, Rich	.257	94	346	58	89	11	5	3	30	30	60	45	6
Wilson, Andy	.235	7	17	1	4	0	0	0	1	3	4	0	0
TOTALS	.263	142	4801	671	1262	236	38	141	617	485	1081	155	46

PLAYER	W-L	ERA	G	GS	CG	SHO	SV	IP	H	R	ER	HR	BB	SO
Borner, Brady	6-1	2.08	48	0	0	0	0	90.2	77	22	21	8	13	90
Candelario, Eddi	3-4	3.12	13	13	0	0	0	75.0	76	33	26	5	15	59
Capps, Matt	0-2	2.70	17	0	0	0	7	20.0	21	8	6	2	1	26
Connolly, Mike	5-6	3.32	15	15	1	0	0	84.0	90	35	31	4	24	60
Evans, Tom	0-0	0.00	1	0	0	0	0	0.1	1	0	0	0	0	1
Gorzelanny, Tom	8-5	3.26	23	23	1	1	0	129.2	114	50	47	6	46	124
Harts, Jeremy	1-2	8.08	29	0	0	0	0	39.0	33	42	35	4	53	46
Izquierdo, Hansel	7-5	4.51	24	17	0	0	0	103.2	104	61	52	6	41	84
Jacobsen, Landon	2-0	3.86	11	0	0	0	1	23.1	21	14	10	1	11	23
Johnson, James	5-4	3.33	31	1	0	0	1	51.1	50	25	19	4	16	54
Kaye, Justin	3-3	4.09	53	0	0	0	22	61.2	63	29	28	4	29	54
Maholm, Paul	6-2	3.20	16	16	0	0	0	81.2	73	32	29	5	26	75
Martin, Greg	0-1	16.87	3	0	0	0	0	2.2	5	5	5	0	1	0
Peterson, Matt	11-9	5.51	27	26	0	0	0	143.2	156	102	88	19	74	87
Roach, Jason	1-3	4.42	10	4	0	0	2	36.2	45	21	18	7	11	19
Sanchez, Romulo	1-0	3.60	2	2	0	0	0	10.0	11	4	4	2	4	5
Shaffar, Ben	2-3	3.44	44	0	0	0	9	73.1	73	33	28	6	26	69
Sharpless, Josh	1-0	2.89	7	0	0	0	0	9.1	6	3	3	0	3	13
Snusz, Chris	0-0	0.00	1	0	0	0	0	1.0	2	1	0	0	0	0
Stewart, Paul	6-10	4.92	26	20	0	0	0	120.2	143	78	66	19	44	76
Youman, Shane	8-6	3.92	44	5	0	0	2	101.0	102	54	44	10	48	77
TOTALS	76-66	4.00	142	142	2	5	44	1258.2	1266	652	560	112	486	1042

HISTORY/RECORDS



HISTORY/RECORDS

PLAYER	AVG	G	AB	R	H	2B	3B	HR	RBI	BB	SO	SB	CS
Albaladejo, Jonathan	.000	6	2	0	0	0	0	0	0	0	0	0	0
Alvarez, Rafael	.250	78	244	31	61	6	4	4	26	23	71	0	0
Bixler, Brian	.301	60	226	36	68	13	1	3	19	16	57	6	2
Boeve, Adam	.333	38	138	26	46	7	2	3	24	18	35	3	0
Borner, Brady	.000	6	3	0	0	0	0	0	0	0	0	0	0
Buttler, Vic	.292	109	411	52	120	20	14	5	51	33	53	21	3
Casey, Sean	.273	3	11	1	3	1	0	1	2	1	0	0	0
Chapman, Travis	.275	11	40	4	11	3	0	1	7	4	6	0	0
Chaves, Brandon	.228	120	377	41	86	15	3	5	52	50	76	9	1
Chiavacci, Ron	.222	6	9	0	2	0	0	0	0	0	5	0	0
Connolly, Michael	.182	9	11	2	2	0	0	0	2	3	6	0	0
Doumit, Ryan	.333	4	15	4	5	3	0	0	4	0	1	0	0
Guzman, Javier	.268	129	485	57	130	23	5	7	40	25	64	12	8
Hernandez, Chris	.200	18	5	0	1	0	0	0	0	1	3	0	0
Jacobsen, Landon	.000	7	13	1	0	0	0	0	1	1	6	0	0
Lee, Taber	.216	46	102	9	22	3	2	1	5	5	29	3	0
Lytte, Chaz	.111	5	9	1	1	0	0	0	0	0	1	0	0
Maldonado, Carlos	.278	5	18	1	5	2	0	0	0	0	6	0	0
Martinez, Octavio	.259	24	81	9	21	2	0	0	8	3	11	1	1
McCutchen, Andrew	.308	20	78	12	24	4	0	3	12	8	20	1	1
Morgan, Nyjer	.306	56	219	39	67	6	1	1	10	15	28	21	11
Parrish, David	.292	72	240	28	70	15	1	4	32	29	38	0	0
Perez, Franklin	.000	7	1	0	0	0	0	0	0	0	0	0	0
Peterson, Matt	.000	14	16	0	0	0	0	0	0	0	10	0	0
Pond, Simon	.249	128	461	64	115	32	3	13	78	59	121	3	3
Reyes, Milver	.193	49	166	9	32	4	0	0	11	6	19	0	0
Roach, Jason	.125	9	16	1	2	0	0	0	0	0	5	0	0
Rodriguez, Nerio	.000	2	3	0	0	0	0	0	0	0	0	0	0
Roneberg, Brett	.303	109	400	63	121	19	1	10	74	51	58	9	1
Sadler, Ray	.234	86	282	38	66	9	5	15	46	34	88	5	3
Shortslef, Josh	.250	4	8	0	2	0	0	0	0	0	1	0	0
Stansberry, Craig	.258	72	260	46	67	18	3	10	30	31	62	8	3
Starling, Wardell	.368	8	18	2	7	3	1	0	6	1	5	0	0
Thompson, Rich	.340	14	50	11	17	3	0	0	5	8	11	1	3
Ust, Brant	.199	55	166	14	33	3	0	4	17	13	38	0	1
Van Benschoten, John	.000	1	1	0	0	0	0	0	0	0	1	0	0
Vasquez, Jorge	.000	21	1	0	0	0	0	0	0	0	0	0	0
Walker, Neil	.161	10	31	5	5	0	0	2	3	1	4	0	0
Wells, Kip	.000	1	3	0	0	0	0	0	0	0	1	0	0
Youman, Shane	.000	7	7	0	0	0	0	0	0	0	2	0	0
TOTALS	.262	139	4628	607	1212	213	50	92	565	439	942	103	43

PLAYER	W-L	ERA	G	GS	CG	SHO	SV	IP	H	R	ER	HR	BB	SO
Albaladejo, Jonathan	1-2	4.00	18	1	0	0	1	36.0	41	18	16	4	5	27
Blackwell, Chad	0-0	7.50	4	0	0	0	0	6.0	8	5	5	0	2	6
Borner, Brady	2-0	7.11	13	0	0	0	0	19.0	28	15	15	3	6	13
Chiavacci, Ron	1-3	3.06	10	7	0	0	0	50.0	40	26	17	6	13	47
Connolly, Mike	7-8	4.98	25	24	0	0	0	121.0	117	75	67	18	53	89
Davidson, David	1-1	2.31	10	1	0	0	0	11.2	8	4	3	0	10	13
Hernandez, Chris	5-3	3.65	42	0	0	0	2	66.2	58	31	27	3	21	71
Jacobsen, Landon	14-9	3.21	26	25	1	1	0	154.0	144	64	55	8	55	80
Johnson, James	0-0	6.62	11	0	0	0	0	17.2	20	13	13	3	12	15
Knight, Brandon	2-7	2.25	51	0	0	0	27	64.0	51	19	16	6	20	86
Lorenzo, Matt	0-1	15.00	1	1	0	0	0	3.0	4	5	5	0	4	1
Moeves, Derrik	0-1	5.40	5	0	0	0	0	6.2	6	4	4	1	5	6
Neal, Blaine	2-0	1.99	29	0	0	0	2	40.2	34	13	9	2	10	46
Perez, Franklin	2-1	2.57	16	0	0	0	2	28.0	18	9	8	3	8	21
Peterson, Matt	6-6	5.03	31	17	0	0	0	112.2	115	65	63	10	47	83
Roach, Jason	6-7	3.65	17	17	0	0	0	93.2	99	47	38	11	27	50
Rodriguez, Nerio	0-2	7.07	3	3	0	0	0	14.0	15	11	11	2	6	16
Rogers, Brian	0-0	0.00	2	0	0	0	1	4.0	2	0	0	0	2	5
Rojas, Chris	0-1	4.91	3	3	0	0	0	11.0	13	8	6	0	6	10
Sanchez, Romulo	0-0	5.00	8	0	0	0	0	9.0	8	5	5	1	8	5
Sharpless, Josh	2-0	0.86	14	0	0	0	8	21.0	8	2	2	0	9	30
Shortslef, Josh	6-2	4.45	12	12	0	0	0	60.2	62	33	30	4	13	50
Starling, Wardell	6-5	2.80	15	15	1	0	0	86.2	81	36	27	6	27	42
Van Benschoten, John	1-0	3.60	1	1	0	0	0	5.0	3	2	2	0	3	3
Vasquez, Jorge	3-3	2.22	47	0	0	0	5	65.0	45	21	16	2	28	87
Wells, Kip	1-0	3.68	1	1	0	0	0	7.1	6	3	3	1	1	4
Youman, Shane	7-2	1.51	23	11	0	0	1	95.1	70	27	16	4	20	64
TOTALS	75-64	3.56	139	139	2	11	49	1209.2	1104	561	479	98	421	970



2007 CURVE (73-68)



PLAYER	AVG	G	AB	R	H	2B	3B	HR	RBI	BB	SO	SB	CS
Albaladejo, Jonathan	.000	6	2	0	0	0	0	0	0	0	0	0	0
Bergeron, Peter	.240	33	104	12	25	4	1	0	9	8	18	2	0
Bloom, Kyle	1.000	1	1	0	1	0	0	0	0	0	0	0	0
Boeve, Adam	.270	96	330	55	89	14	2	17	53	50	100	17	5
Bouknight, Kip	.208	14	24	4	5	0	0	0	2	2	5	1	0
Bowers, Jason	.272	113	426	56	116	27	4	8	51	51	63	16	6
Brazelton, Dewon	.000	6	9	1	0	0	0	0	0	0	0	0	0
Buttler, Vic	.274	74	263	38	72	7	4	3	24	31	26	22	9
Chaves, Brandon	.265	105	336	41	89	17	2	0	40	39	79	19	6
Corley, Brad	.256	10	39	3	10	2	0	0	4	0	6	1	0
Davidson, David	.200	14	5	0	1	0	0	0	1	0	2	0	0
Delaney, Jason	.265	65	223	25	59	10	0	7	35	38	52	0	0
Elliott, Justin	.000	3	4	0	0	0	0	0	0	0	2	0	0
Falcon, Omar	.063	8	16	1	1	0	0	0	0	3	9	0	0
Fernandez, Alex	.219	82	215	22	47	11	0	2	23	12	30	1	0
Guzman, Javier	.310	52	171	19	53	13	0	2	25	5	20	7	0
Hernandez, Chris	.000	18	1	0	0	0	0	0	0	0	1	0	0
Herrera, Yoslan	.154	9	13	0	2	0	0	0	0	0	6	0	0
Johnson, Russ	.205	13	44	8	9	2	0	3	5	7	6	2	0
Lee, Taber	.235	89	196	29	46	8	0	0	16	31	31	11	1
Maldonado, Carlos	.000	3	6	0	0	0	0	0	0	0	1	0	0
McCutchen, Andrew	.258	118	446	70	115	20	3	10	48	44	83	17	1
Meath, Matt	.273	17	33	6	9	2	0	0	0	6	9	1	0
Munoz, Luis	.100	12	20	0	2	1	0	0	0	1	11	0	0
Nannini, Mike	.500	3	2	0	1	0	0	0	0	0	0	0	0
Parrish, David	.244	46	156	18	38	9	0	3	19	10	32	0	0
Pearce, Steve	.334	81	290	57	97	27	2	14	72	33	45	7	2
Peterson, Brian	.272	83	250	30	68	14	1	3	30	27	38	0	2
Reyes, Milver	.230	27	74	2	17	4	0	0	6	5	19	0	0
Roach, Jason	.000	13	1	0	0	0	0	0	0	0	0	0	0
Roneberg, Brett	.248	77	238	38	59	10	3	8	35	32	39	8	0
Ruiz, Randy	.290	47	162	20	47	9	1	7	30	18	32	0	1
Shortslef, Josh	.125	11	16	0	2	1	0	0	1	0	6	0	0
Soler, Alay	.250	7	4	0	1	0	0	0	0	0	1	0	0
Starling, Wardell	.000	11	6	0	0	0	0	0	0	1	3	0	0
Truby, Chris	.333	7	27	4	9	1	0	0	3	1	4	0	1
Walker, Neil	.288	117	431	77	124	30	3	13	66	53	73	9	4
TOTALS	.265	141	4582	636	1214	243	26	100	598	508	857	141	38

HISTORY/RECORDS

PLAYER	W-L	ERA	G	GS	CG	SHO	SV	IP	H	R	ER	HR	BB	SO
Astacio, Olivo	0-0	0.00	1	0	0	0	0	2.0	0	0	0	0	2	1
Belisario, Ronald	1-0	3.28	18	0	0	0	0	24.2	23	11	9	4	14	21
Bloom, Kyle	1-1	0.90	2	2	0	0	0	10.0	5	3	1	1	6	10
Bouknight, Kip	11-6	3.83	24	22	1	0	0	138.2	135	67	59	12	36	83
Bowers, Jason	0-0	0.00	1	0	0	0	0	1.0	1	0	0	0	0	1
Brazelton, Dewon	5-5	3.53	15	15	3	1	0	86.2	88	37	34	5	17	52
Bresnehan, Patrick	1-0	4.50	3	0	0	0	0	6.0	5	3	3	0	2	3
Crotta, Michael	0-1	10.12	1	1	0	0	0	2.2	6	7	3	0	2	0
Davidson, David	3-1	4.22	39	0	0	0	2	59.2	44	30	28	3	30	55
Hankins, Derek	0-1	12.27	1	1	0	0	0	3.2	4	6	5	1	5	2
Hernandez, Chris	6-1	2.86	42	0	0	0	4	56.2	53	19	18	4	20	55
Herrera, Yoslan	6-9	4.69	25	25	1	0	0	128.2	151	72	67	11	38	70
Munoz, Luis	12-5	3.63	25	23	1	1	0	136.1	130	63	55	11	32	89
Nannini, Mike	1-1	4.95	14	0	0	0	0	20.0	20	12	11	4	5	19
Paniagua, Jose	0-0	3.00	5	0	0	0	0	9.0	10	3	3	1	3	4
Peterson, Matt	4-2	1.98	51	0	0	0	29	63.2	50	14	14	4	27	56
Redmond, Todd	1-1	3.12	3	3	0	0	0	17.1	15	6	6	2	3	12
Reyes, Milver	0-0	0.00	1	0	0	0	0	0.1	1	0	0	0	0	0
Roach, Jason	4-3	5.00	32	2	0	0	1	63.0	76	44	35	4	28	39
Sanchez, Romulo	6-3	2.81	40	0	0	0	1	57.2	43	24	18	8	17	52
Shortslef, Josh	5-13	4.40	27	27	0	0	0	149.1	170	87	73	12	59	85
Soler, Alay	1-1	6.00	14	5	0	0	1	39.0	48	30	26	4	19	24
Starling, Wardell	3-8	6.48	32	12	1	0	1	84.2	96	64	61	5	32	51
Vaclavik, Justin	2-6	8.39	24	3	0	0	0	34.1	50	37	32	3	21	28
Williams, Brandon	0-0	10.80	2	0	0	0	0	3.1	6	4	4	0	1	2
TOTALS	73-68	4.24	141	141	7	7	39	1198.1	1230	643	565	98	419	814



PLAYER	AVG	G	AB	R	H	2B	3B	HR	RBI	BB	SO	SB	CS
Alvarez, Victor	.100	23	60	7	6	2	0	0	0	10	10	1	1
Boone, James	.219	96	329	36	72	12	2	10	40	39	107	2	3
Bowers, Jason	.239	97	309	40	74	20	2	5	40	21	59	12	3
Chang, Ray	.333	5	6	1	2	1	0	0	0	2	2	0	0
Corley, Brad	.262	134	500	59	131	25	3	11	49	25	106	5	9
Cruz, Luis	.264	105	375	41	99	24	1	6	46	19	34	3	3
Delahey, Jason	.292	109	367	42	107	21	3	7	43	68	77	7	2
Dorta, Melvin	.285	116	403	44	115	17	5	7	43	31	43	18	14
Doumit, Ryan	.429	3	7	0	3	0	0	0	0	0	2	0	0
Duffy, Chris	.259	18	58	7	15	5	1	1	4	6	10	1	1
Finegan, Brian	.207	31	82	8	17	3	0	2	3	3	16	3	1
Ford, Shelby	.285	81	319	43	91	23	10	4	32	20	49	19	5
Gonzalez, Angel R.	.278	29	97	10	27	5	1	1	8	1	23	2	2
Lerud, Steven	.233	47	146	17	34	7	0	4	18	14	42	1	0
Negrych, Jim	.310	25	87	10	27	5	0	0	10	11	14	5	1
Pacheco, Jonel	.288	116	416	64	120	17	0	12	52	42	82	11	4
Perez, Miguel	.281	57	171	14	48	4	0	2	22	9	32	1	1
Powell, Pedro	.148	45	81	6	12	0	0	0	4	7	15	6	1
Reyes, Milver	.187	53	150	10	28	4	0	1	7	7	31	0	0
Romak, Jamie	.208	33	120	15	25	6	0	7	23	17	32	0	0
Tabata, Jose	.348	22	89	16	31	6	2	3	13	8	18	8	0
Watts, Kris	.160	17	50	2	8	1	0	0	3	5	7	1	0
Webster, Anthony	.229	91	292	41	67	11	5	5	35	23	21	10	6
Wilson, Jack	.316	7	19	1	6	0	0	0	0	4	2	1	0
TOTALS	.255	142	4640	539	1182	221	35	88	499	397	876	117	57

HISTORY/RECORDS

PLAYER	W-L	ERA	G	GS	CG	SHO	SV	IP	H	R	ER	HR	BB	SO
Antelo, Derek	0-0	10.80	9	1	0	0	0	10.0	15	15	12	2	12	5
Barthmaier, Jimmy	2-4	4.86	10	10	0	0	0	46.1	42	27	25	3	21	40
Belisario, Ronald	4-4	4.74	38	0	0	0	9	57.0	63	31	30	5	25	36
Bloom, Kyle	5-8	4.19	28	22	1	0	0	109.2	103	57	51	9	55	93
Bowers, Jason	0-0	0.00	1	0	0	0	0	0.1	0	0	0	0	1	0
Bresnehan, Pat	0-1	4.29	38	0	0	0	6	50.1	44	32	24	1	50	40
Capps, Matt	0-0	0.00	3	0	0	0	0	3.0	0	0	0	0	1	5
Castorri, Christian	1-3	6.66	23	5	0	0	2	51.1	70	39	38	7	22	23
Davidson, David	4-2	3.34	35	0	0	0	0	64.2	58	27	24	3	36	51
Guerrero, Emilis	0-0	6.75	1	0	0	0	0	1.1	2	1	1	0	1	1
Hamman, Corey	5-6	3.18	16	13	0	0	0	70.2	69	30	25	7	19	44
Hankins, Derek	2-11	4.54	24	23	0	0	0	119.0	135	168	60	14	26	89
Hernandez, Chris	4-0	2.61	14	0	0	0	4	20.2	15	6	6	1	3	23
Herrera, Yostan	6-9	3.46	21	21	0	0	0	114.1	114	51	44	9	36	69
Hill, Joshua	4-11	4.53	22	21	0	0	0	111.1	119	68	56	12	48	65
Holliday, Brian	1-1	6.91	3	3	1	0	0	14.1	24	13	11	2	4	8
Hughes, Jared	2-2	4.94	6	6	0	0	0	31.0	35	19	17	4	16	18
Johnson, Blair	1-0	10.00	7	0	0	0	0	9.0	16	10	10	3	4	3
Mateo, Juan	7-1	2.12	32	0	0	0	5	68.0	50	22	16	5	17	58
Meek, Evan	1-1	2.81	9	0	0	0	2	16.0	14	5	5	0	3	17
Munoz, Luis	1-4	7.34	7	7	0	0	0	30.2	41	25	25	4	16	14
Pearson, Kyle	0-0	7.00	5	0	0	0	0	9.0	14	7	7	2	4	4
Reichert, Dan	3-4	4.65	9	9	0	0	0	50.1	48	28	26	5	25	31
Reyes, Milver	0-0	36.00	1	0	0	0	0	1.0	4	4	4	2	0	1
Roberts, Kevin	1-1	7.56	13	0	0	0	0	16.2	14	16	14	2	15	9
Robles, Moises	1-1	6.27	13	0	0	0	0	18.2	28	16	13	2	5	10
Rogers, Brian	2-0	0.60	7	0	0	0	0	15.0	9	1	1	0	3	13
Shortslef, Josh	5-2	3.47	29	1	0	0	3	62.1	59	29	24	3	25	51
Sues, Jeff	3-1	3.77	24	0	0	0	1	43.0	35	19	18	3	20	55
TOTALS	65-77	4.35	142	142	2	6	32	1215.0	1240	666	587	110	513	876



2009 CURVE (62-80)



PLAYER	AVG	G	AB	R	H	2B	3B	HR	RBI	BB	SO	SB	CS
Alvarez, Pedro	.333	60	222	42	74	18	0	13	40	34	59	1	0
Boone, James	.179	43	123	11	22	5	0	1	10	7	29	2	0
Chang, Ray	.291	41	127	22	37	14	0	2	19	15	16	1	2
Corley, Brad	.221	31	104	14	23	6	1	4	14	4	25	0	1
Corsaletti, Jeff	.230	89	278	31	64	14	3	2	23	50	33	6	3
Delaney, Jason	.271	125	435	49	118	25	5	7	65	57	90	1	3
Durham, Miles	.275	65	240	31	66	17	2	5	34	20	57	8	2
Ford, Shelby	.233	29	103	12	24	6	0	2	17	12	18	2	0
Friday, Brian	.265	110	407	48	108	22	3	7	46	51	69	7	5
Gimenez, Hector	.286	41	133	16	38	6	1	6	18	6	22	2	1
Gonzalez, Angel R.	.192	66	172	17	33	6	1	1	14	14	37	2	1
Hernandez, Gorkys	.262	86	344	45	90	14	2	3	31	24	76	9	8
Lerud, Steven	.240	95	304	31	73	17	0	4	26	38	53	2	1
Lopez, Pedro	.263	53	190	24	50	3	1	3	16	13	20	1	3
Machado, Anderson	.185	28	81	9	15	4	1	0	2	14	21	4	1
Negrych, Jim	.272	93	323	51	88	18	1	3	30	45	37	8	1
Pacheco, Jonel	.275	122	432	58	119	24	2	14	58	27	89	15	12
Perez, Miguel	.262	30	84	14	22	5	0	2	12	8	21	0	0
Prasch, Eddie	.294	8	17	4	5	0	0	0	0	0	4	0	0
Reyes, Milver	.282	14	39	4	11	5	0	0	3	4	9	0	0
Romak, Jamie	.175	64	211	12	37	12	0	5	24	18	66	1	0
Tabata, Jose	.303	61	228	31	69	15	1	2	25	20	25	7	6
TOTALS	.256	142	4676	580	1195	257	24	87	530	485	916	79	50

PLAYER	W-L	ERA	G	GS	CG	SHO	SV	IP	H	R	ER	HR	BB	SO
Aguero, Ramon	0-2	2.84	8	0	0	0	4	12.2	8	4	4	0	6	13
Alderson, Tim	3-1	4.66	7	7	0	0	0	38.2	39	23	20	4	13	18
Bloom, Kyle	6-9	4.05	22	21	0	0	0	104.1	92	60	47	3	57	71
Castorri, Christian	1-1	17.36	5	0	0	0	0	4.2	12	10	9	1	3	3
Chang, Ray	0-0	0.00	1	0	0	0	0	1.0	0	0	0	0	0	0
Corley, Brad	0-0	0.00	1	0	0	0	0	1.0	0	0	0	0	1	1
Crotta, Michael	7-8	4.76	27	27	0	0	0	143.2	181	90	76	7	33	97
Dubee, Michael	3-0	2.91	26	0	0	0	1	34.0	39	21	11	5	10	28
Dumatrait, Phil	0-1	11.25	1	1	0	0	0	4.0	9	5	5	0	0	4
Hamman, Corey	0-3	3.68	29	0	0	0	1	29.1	28	15	12	1	8	21
Hankins, Derek	3-4	4.42	19	9	0	0	1	71.1	70	40	35	6	26	66
Herrera, Yoslan	11-1	3.23	23	15	0	0	0	97.2	98	39	35	5	33	65
Herron, Tyler	0-2	4.50	8	4	0	0	0	26.0	30	13	13	1	15	18
Hill, Josh	0-1	5.45	22	0	0	0	0	34.2	41	24	21	4	11	21
Holdzkom, Lincoln	0-1	0.00	14	0	0	0	0	17.0	15	7	0	1	10	10
Hughes, Jared	1-6	3.88	17	7	0	0	3	46.1	55	31	20	1	16	36
Krebs, Eric	2-4	4.86	10	0	0	0	0	16.2	11	12	9	1	17	15
Lincoln, Brad	1-5	2.28	13	13	1	1	0	75.0	63	22	19	4	18	65
Machi, Jean	2-3	2.08	28	0	0	0	6	34.2	28	12	8	2	13	25
Mateo, Juan	0-0	0.00	1	0	0	0	0	1.0	1	0	0	0	0	1
Molleken, Dustin	1-1	4.62	18	0	0	0	1	37.0	37	21	19	5	16	26
Moskos, Danny	11-10	3.74	27	25	1	0	0	149.0	159	75	62	11	58	77
Nestor, Scott	2-3	5.31	33	0	0	0	10	42.1	35	26	25	7	29	47
Newsom, Randy	2-1	17.36	5	0	0	0	0	4.2	8	9	9	1	6	2
Nottingham, Shawn	0-1	8.37	26	0	0	0	0	23.2	34	22	22	1	19	22
Robles, Moises	1-0	6.48	6	0	0	0	0	8.1	12	6	6	3	2	7
Smith, Sean	3-3	2.95	22	3	1	1	7	61.0	48	23	20	4	23	53
Sues, Jeff	2-6	4.46	40	0	0	0	2	78.2	66	43	39	7	37	74
Veal, Donald	0-0	1.35	7	5	0	0	0	13.1	5	2	2	0	10	18
Watson, Tony	0-3	8.22	5	5	0	0	0	15.1	22	18	14	2	11	14
TOTALS	62-80	4.11	142	142	3	10	36	1227.0	1246	673	560	87	501	918


HISTORY/RECORDS



PLAYER	AVG	G	AB	R	H	2B	3B	HR	RBI	BB	SO	SB	CS
Chen, Yung-Chi	.238	32	105	11	25	5	1	1	14	8	17	2	0
d'Arnaud, Chase	.247	132	530	91	131	33	9	6	48	56	102	33	7
de los Santos, Jose	.200	54	150	15	30	4	0	0	12	5	35	9	3
Durham, Miles	.259	136	483	64	125	27	6	10	69	52	139	9	9
Ford, Shelby	.245	56	151	16	37	8	1	4	16	6	39	4	0
Gimenez, Hector	.305	94	338	49	103	29	0	16	72	46	72	6	1
Hague, Matt	.295	135	509	90	150	30	0	15	86	61	62	3	6
Harrison, Josh	.300	135	520	74	156	33	3	4	75	32	52	19	7
Hernandez, Gorkys	.266	92	368	45	98	11	4	2	26	33	95	17	3
Jones, Brandon	.245	31	110	10	27	5	0	1	7	13	17	0	0
Lambo, Andrew	.275	26	91	12	25	1	0	2	10	9	30	0	0
Mercer, Jordy	.282	126	485	67	137	31	2	3	65	31	69	7	1
Negrych, Jim	.274	75	230	33	63	11	3	1	35	31	45	2	5
Norman, Anthony	.220	71	191	28	42	8	2	4	20	28	49	4	2
Presley, Alex	.350	67	246	42	86	13	7	6	47	19	33	5	1
Skelton, James	.250	4	4	1	1	0	0	0	0	0	2	0	0
Watts, Kris	.266	56	173	26	46	13	0	4	19	31	22	0	0
TOTALS	.268	142	4835	688	1294	268	38	80	627	475	960	120	45

PLAYER	W-L	ERA	G	GS	CG	SHO	SV	IP	H	R	ER	HR	BB	SO
Agüero, Ramon	2-5	8.68	17	0	0	0	2	18.2	27	18	18	1	14	17
Alderson, Tim	7-6	5.62	18	18	0	0	0	89.2	112	60	56	10	27	59
Barthmaier, Jimmy	0-0	12.00	5	0	0	0	0	3.0	6	5	4	0	5	2
Boleska, Tom	1-1	2.73	12	0	0	0	3	26.1	25	10	8	2	8	18
Claggett, Anthony	0-0	3.00	12	0	0	0	0	15.0	15	5	5	0	5	13
Colla, Michael	2-0	3.10	13	0	0	0	1	29.0	27	11	10	5	8	23
Crotta, Mike	2-0	1.78	4	4	0	0	0	25.1	14	5	5	0	3	16
Dubee, Michael	6-2	2.24	45	0	0	0	5	76.1	62	23	19	4	19	68
Duke, Zach	0-0	2.57	2	2	0	0	0	7.0	5	2	2	1	1	1
Hamman, Corey	0-0	18.00	9	0	0	0	0	9.0	15	18	18	4	9	6
Hankins, Derek	5-5	2.83	34	7	1	0	7	101.2	88	36	32	7	30	68
Hansen, Craig	0-0	0.00	1	0	0	0	0	2.0	0	0	0	0	2	0
Hughes, Jared	12-8	4.42	30	23	0	0	0	150.2	166	93	74	15	41	120
Locke, Jeff	3-2	3.59	10	10	0	0	0	57.2	57	24	23	5	12	56
Molleken, Dustin	4-4	4.15	31	0	0	0	0	60.2	55	30	28	3	21	62
Moreno, Diego	0-0	7.04	7	0	0	0	2	7.2	10	6	6	1	3	12
Morris, Bryan	6-4	4.25	19	16	0	0	0	89.0	87	45	42	9	31	84
Moskos, Daniel	3-1	1.52	37	0	0	0	21	41.1	26	10	7	0	16	43
Ohlendorf, Ross	0-0	0.00	1	1	0	0	0	4.0	3	0	0	0	1	6
Owens, Rudy	12-6	2.46	26	26	0	0	0	150.0	124	46	41	11	23	132
Sues, Jeff	0-2	3.86	19	0	0	0	4	25.2	28	12	11	3	12	19
Taschner, Jack	0-0	4.50	2	0	0	0	0	2.0	2	1	1	0	1	2
Uviedo, Ronald	0-2	3.22	16	0	0	0	0	22.1	13	8	8	3	12	28
Watson, Tony	6-4	2.67	34	9	0	0	2	111.1	82	33	33	11	24	105
Wilson, Justin	11-8	3.09	27	26	0	0	0	142.2	109	59	49	4	71	134
TOTALS	82-60	3.55	142	142	1	7	47	1268.0	1158	560	500	99	399	1094

HISTORY/RECORDS



2011 CURVE (64-77)



PLAYER	AVG	G	AB	R	H	2B	3B	HR	RBI	BB	SO	SB	CS
Chalk, Brad	.244	97	266	23	65	7	5	0	36	26	45	4	1
Curry, Matt	.242	87	302	38	73	16	3	6	39	33	90	1	1
Durham, Miles	.204	45	157	18	32	10	1	2	19	15	52	4	1
Farrell, Jeremy	.260	88	312	40	81	18	1	5	38	29	78	4	1
Ford, Shelby	.194	20	62	5	12	1	0	1	6	1	19	0	1
Fryer, Eric	.345	37	113	24	39	4	2	5	16	16	21	1	0
Hernandez, Jose	.165	40	91	6	15	4	1	1	10	5	36	0	1
Holt, Brock	.288	132	511	62	147	30	9	1	40	50	85	18	10
Lambo, Andrew	.274	69	252	35	69	17	0	8	41	26	59	4	3
Latimore, Quincy	.239	128	457	52	109	32	1	15	59	33	140	7	8
Marte, Starling	.332	129	536	91	178	38	8	12	50	22	100	24	12
Mercer, Jordy	.268	72	265	40	71	17	1	13	48	23	35	6	3
Norman, Anthony	.282	29	71	12	20	3	4	0	9	7	16	2	1
Picart, Greg	.218	56	170	14	37	2	2	1	14	15	35	3	2
Rodriguez, Josh	.267	57	225	24	60	3	0	5	19	18	41	3	1
Sanchez, Tony	.241	118	402	46	97	14	1	5	44	47	76	5	5
Sanchez, Yunesky	.299	42	134	13	40	6	0	2	18	6	18	0	1
Scott, Travis	.091	10	33	2	3	0	1	0	2	1	10	0	0
Watts, Kris	.232	71	194	24	45	9	0	3	14	30	37	0	0
TOTALS	.258	141	4673	574	1204	231	39	85	525	407	1052	86	52

PLAYER	W-L	ERA	G	GS	CG	SHO	SV	IP	H	R	ER	HR	BB	SO
Alderson, Tim	0-4	4.12	42	1	0	0	0	74.1	70	39	34	6	27	57
Beimel, Joe	0-0	0.00	4	2	0	0	0	3.1	2	0	0	0	1	1
Boleska, Tom	1-1	5.40	12	0	0	0	0	16.2	14	10	10	0	12	11
Claggett, Anthony	5-5	3.75	42	0	0	0	2	62.1	46	26	26	6	32	36
Colla, Mike	5-11	3.70	29	23	0	0	0	133.2	117	58	55	20	39	109
Cox, Tyler	1-0	0.00	1	0	0	0	0	1.0	1	0	0	0	0	1
Crotta, Mike	0-0	0.00	1	0	0	0	0	1.0	1	0	0	0	0	1
Dubee, Michael	2-6	3.27	43	0	0	0	6	63.1	72	26	23	2	16	50
Hernandez, Jose	0-0	0.00	1	0	0	0	0	1.0	0	0	0	0	0	3
Hughes, Jared	3-4	4.09	13	11	0	0	0	61.2	62	31	28	2	18	33
Irwin, Phil	8-4	3.81	15	14	0	0	0	87.1	91	42	37	9	10	69
Krol, Noah	3-5	4.45	54	0	0	0	24	54.2	62	30	27	2	19	28
Leach, Brian	0-0	9.00	10	0	0	0	0	15.0	14	15	15	0	15	7
Leroux, Chris	1-2	2.57	5	0	0	0	0	7.0	9	5	2	2	0	6
Locke, Jeff	7-8	4.03	23	22	0	0	0	125	118	68	56	9	46	114
Loree, Mike	0-0	1.17	4	0	0	0	0	7.2	6	1	1	0	3	11
McPherson, Kyle	8-5	3.02	16	16	0	0	0	89.1	75	34	30	7	21	82
McSwain, Matt	2-0	3.76	32	2	0	0	0	67.0	70	29	28	11	17	29
Moreno, Diego	0-0	4.91	7	0	0	0	0	11.0	10	6	6	1	3	14
Morris, Bryan	3-4	3.35	35	6	0	0	3	78.0	72	34	29	2	33	64
Ohlendorf, Ross	0-0	3.86	1	1	0	0	0	4.2	5	2	2	1	1	3
Pribanic, Aaron	10-9	3.88	28	27	1	1	0	153.0	169	69	66	13	28	71
Sinkbeil, Brett	0-1	4.03	4	4	0	0	0	22.1	29	16	10	3	2	23
Thompson, Aaron	4-7	5.16	28	12	0	0	0	83.2	100	55	48	6	20	51
Veal, Donnie	0-1	7.71	4	0	0	0	0	4.2	9	4	4	3	0	3
Welker, Duke	1-0	5.40	8	0	0	0	0	10.0	11	7	6	0	1	9
TOTALS	64-77	3.95	141	141	1	11	35	1238.2	1225	607	543	105	364	886


HISTORY/RECORDS



PLAYER	AVG	G	AB	R	H	2B	3B	HR	RBI	BB	SO	SB	CS
Brown, Kelson	.290	56	138	20	40	6	1	2	19	13	23	3	2
Cabrera, Ramon	.276	112	384	47	106	22	2	3	50	39	44	0	3
Chambers, Evan	.182	31	77	12	14	2	1	1	9	8	29	1	2
Cunningham, Jarek	.217	105	359	43	78	19	3	6	45	37	111	3	3
Curry, Matt	.285	111	396	53	113	34	5	11	76	44	107	4	4
Cutler, Charlie	.296	55	152	25	45	7	3	2	19	21	17	1	0
Durham, Miles	.259	40	135	22	35	11	2	2	14	13	33	6	3
Farrell, Jeremy	.221	98	298	32	66	15	1	4	25	31	83	3	3
Gonzalez, Elevys	.196	50	148	10	29	6	1	2	15	14	42	1	3
Grossman, Robbie	.266	95	350	59	93	20	4	7	36	59	78	9	10
Holt, Brock	.322	102	382	52	123	24	6	2	43	40	51	11	11
Lambo, Andrew	.250	26	92	13	23	3	1	4	16	14	19	0	1
Latimore, Quincy	.252	126	413	52	104	24	3	15	71	38	105	10	8
Maggi, Drew	.218	52	179	28	39	4	2	0	9	18	41	5	2
Marrero, Christian	.200	5	15	2	3	0	0	1	3	0	6	0	0
Norman, Anthony	.186	27	59	8	11	1	2	0	3	5	16	1	0
Nunez, Gustavo	.227	7	22	2	5	1	0	0	3	2	4	1	1
Perez, Miguel	.250	1	4	0	1	0	0	0	1	0	2	0	0
Picart, Greg	.211	15	19	3	4	0	0	0	0	3	1	1	0
Sanchez, Tony	.277	40	141	22	39	14	1	0	17	18	33	1	1
Stallings, Jacob	1.000	1	1	0	1	0	0	0	0	0	0	0	0
Tejeda, Oscar	.242	54	198	23	48	13	1	3	28	15	42	3	0
Vasquez, Andy	.250	2	4	1	1	1	0	0	1	0	1	0	0
Welch, Stefan	.266	67	214	34	57	12	1	5	27	31	59	3	1
TOTALS	.259	142	4510	605	1170	254	42	72	561	500	1019	84	66

HISTORY/RECORDS

PLAYER	W-L	ERA	G	GS	CG	SHO	SV	IP	H	R	ER	HR	BB	SO
Alderson, Tim	5-4	4.25	26	11	0	0	3	84.2	89	45	40	7	26	62
Baker, Nathan	4-7	4.94	32	13	0	0	1	105.2	100	67	58	9	57	77
Beckman, Ryan	0-0	0.00	1	0	0	0	0	0.1	1	0	0	0	1	1
Black, Vic	2-3	1.65	51	0	0	0	13	60.0	40	14	11	2	29	85
Cofield, Kyle	0-1	5.28	11	0	0	0	1	15.1	13	10	9	3	4	15
Cole, Gerrit	3-6	2.90	12	12	0	0	0	59.0	54	28	19	2	23	60
Colla, Mike	5-6	3.75	37	10	0	0	2	96.0	96	49	40	11	27	75
Cruz, Juan	0-0	13.50	2	2	0	0	0	1.1	5	2	2	0	0	2
Cumpton, Brandon	12-11	3.84	27	27	0	0	0	152.1	149	72	65	9	46	88
Foster, Zach	0-1	13.50	1	0	0	0	0	2.2	3	4	4	0	2	1
Harvey, Kris	0-3	3.29	31	0	0	0	2	54.2	52	26	20	4	27	45
Inman, Jeff	2-2	3.83	30	1	0	0	3	51.2	45	22	22	2	19	36
Irwin, Phil	4-7	2.93	18	16	3	1	0	104.1	97	39	34	7	17	83
Johnson, Kris	3-2	2.09	15	9	0	0	1	56.0	50	19	13	3	24	42
Kaminska, Kyle	1-0	3.00	4	1	0	0	0	12.0	13	4	4	0	0	11
Karstens, Jeff	1-0	0.90	2	2	0	0	0	10.0	8	1	1	0	1	6
Kensing, Logan	2-0	4.58	12	0	0	0	1	17.2	18	11	9	1	6	14
Maggi, Drew	0-0	0.00	1	0	0	0	0	0.1	0	0	0	0	0	0
Martis, Shairon	6-2	4.56	11	8	0	0	0	53.1	45	27	27	7	19	30
McPherson, Kyle	3-5	4.07	9	9	0	0	0	48.2	54	26	22	5	5	46
McSwain, Matt	4-2	4.88	19	6	0	0	0	55.1	66	35	30	2	27	41
Poreda, Aaron	2-0	2.25	3	3	0	0	0	16.0	12	6	4	0	11	11
Pribanic, Aaron	0-2	7.36	3	3	0	0	0	11.0	17	11	9	1	11	6
Ramos, Jhonathan	2-1	2.61	13	0	0	0	0	20.2	19	6	6	2	6	14
Strickland, Hunter	2-2	4.46	23	0	0	0	2	42.1	50	23	21	5	15	33
Tailon, Jameson	3-0	1.59	3	3	0	0	0	17.0	11	3	3	0	1	18
Townsend, Jason	2-0	0.00	3	0	0	0	0	10.1	10	0	0	0	4	3
Turgeon, Erik	1-0	0.00	1	0	0	0	0	2.0	0	0	0	0	1	0
Waldron, Tyler	1-2	4.05	6	6	0	0	0	26.2	26	12	12	3	11	15
Welker, Duke	2-1	2.31	15	0	0	0	5	23.1	19	7	6	0	7	19
TOTALS	72-70	3.65	142	142	3	9	34	1210.2	1162	569	491	85	427	939



2013 CURVE (63-79)



PLAYER	AVG	G	AB	R	H	2B	3B	HR	RBI	BB	SO	SB	CS
Brown, Kelson	.192	53	104	13	20	3	0	0	5	12	16	4	1
Cunningham, Jarek	.216	131	468	53	101	18	4	19	49	30	127	12	6
Curry, Matt	.248	26	105	11	26	4	0	4	16	5	35	2	0
Cutler, Charlie	.298	86	255	32	76	16	3	3	26	39	37	3	0
d'Arnaud, Chase	.143	4	14	1	2	0	0	0	0	1	1	1	0
Dickerson, Alex	.28	126	451	61	130	36	3	17	68	27	89	10	7
Hanson, Alen	.255	35	137	13	35	4	5	1	10	8	26	6	2
Howard, Justin	.314	98	283	40	89	15	1	8	38	38	62	7	6
Lambo, Andrew	.291	58	220	35	6	9	4	14	46	20	60	6	1
Maggi, Drew	.254	95	264	38	67	14	2	1	25	27	49	18	6
Ngoepe, Gift	.177	72	220	29	39	10	2	3	16	28	82	10	3
Paulino, Carlos	.220	99	323	23	71	9	4	0	38	28	48	5	1
Perez, Miguel	.143	4	7	1	1	0	0	0	0	0	1	0	0
Polanco, Gregory	.263	68	243	36	64	13	2	6	41	36	36	13	7
Rojas Jr., Mel	.274	120	446	57	122	28	9	5	41	38	100	14	8
Sanchez, Tony	.176	4	17	2	3	1	0	0	0	0	3	0	0
Santos, Adalberto	.281	118	409	62	115	23	1	6	47	59	70	21	8
Snider, Travis	.333	2	6	1	2	0	0	0	0	0	0	0	0
Solis, Ali	.164	20	61	7	10	3	0	0	1	3	17	2	0
Tejeda, Oscar	.262	29	84	10	22	2	0	2	12	5	18	0	0
Vasquez, Andy	.248	94	262	32	65	5	4	4	27	15	71	12	9
Walker, Neil	.417	4	12	0	5	1	0	0	1	1	2	0	0
Welch, Stefan	.149	29	74	6	11	2	0	1	6	10	16	0	0
TOTALS	.252	142	4591	569	1157	218	44	94	520	437	1026	146	65

PLAYER	W-L	ERA	G	GS	CG	SHO	SV	IP	H	R	ER	HR	BB	SO
Alderson, Tim	1-0	1.32	7	0	0	0	2	13.2	4	3	2	0	2	17
Baker, Nate	4-4	6.05	38	7	0	0	3	80.1	92	63	54	8	45	68
Beckman, Ryan	0-1	2.37	15	0	0	0	1	19.0	19	7	5	0	7	15
Bromberg, David	6-12	3.51	26	20	0	0	0	136.0	120	64	53	10	52	127
Brown, Kelson	0-0	0.00	1	0	0	0	0	1.0	0	0	0	0	1	0
Cevette, Dan	0-0	0.00	2	0	0	0	0	2.1	3	1	0	0	1	2
Contreras, Jose	0-0	0.00	2	0	0	0	0	2.0	0	0	0	0	0	1
Cumpton, Brandon	0-1	7.45	2	2	0	0	0	9.2	11	9	8	0	5	7
Dodson, Zack	0-1	13.50	1	1	0	0	0	4.0	8	6	6	0	4	2
Grilli, Jason	0-0	0.00	2	2	0	0	0	2.0	2	0	0	0	0	4
Hollingsworth, Ethan	6-5	3.55	24	9	0	0	0	83.2	70	38	33	11	20	47
Hughes, Jared	0-0	0.00	1	1	0	0	0	2.0	1	0	0	0	0	4
Inman, Jeff	1-1	2.65	10	0	0	0	2	17.0	15	5	5	1	6	14
Karstens, Jeff	0-0	0.00	1	1	0	0	0	4.0	2	2	0	0	2	4
Kasperek, Kenn	4-2	3.26	38	1	0	0	2	60.2	62	27	22	3	16	44
Kingham, Nick	3-3	2.70	14	12	0	0	0	73.1	70	24	22	1	30	69
Liriano, Francisco	0-1	13.50	1	1	0	0	0	2.2	4	4	4	1	3	4
McDonald, James	0-1	5.79	2	2	0	0	0	4.2	4	3	3	1	5	2
Miller, Quinton	1-5	3.75	31	2	0	0	1	57.2	49	25	24	3	36	45
Morton, Charlie	1-1	2.41	4	4	0	0	0	18.2	10	5	5	2	6	11
Navarro, Eliecer	4-8	4.52	15	14	0	0	0	75.2	76	44	38	8	35	55
Pimentel, Stolmy	4-3	3.61	13	13	1	0	0	77.1	74	36	31	8	35	61
Ramos, Jhonathan	3-2	4.72	36	0	0	0	1	47.2	53	25	25	4	11	42
Sadler, Casey	11-7	3.31	23	23	1	0	0	130.1	116	54	48	11	42	67
Sanz, Luis	3-5	4.94	47	3	0	0	16	62.0	61	38	34	8	35	61
Taillon, Jameson	4-7	3.67	20	19	0	0	0	110.1	112	54	45	8	36	106
Thornton, Zack	2-1	2.00	19	1	0	0	2	36.0	24	9	8	1	7	45
Townsend, Jason	5-5	6.71	36	1	0	0	3	53.2	71	50	40	7	27	38
Vasquez, Andy	0-0	0.00	1	0	0	0	0	1.0	0	0	0	0	1	0
Waldron, Tyler	0-3	4.81	8	3	0	0	0	24.1	31	18	13	1	10	13
TOTALS	63-79	3.92	142	142	2	10	33	1212.2	1164	614	528	97	480	975

HISTORY/RECORDS



PLAYER	AVG	G	AB	R	H	2B	3B	HR	RBI	BB	SO	SB	CS
Allie, Stetson	.246	117	407	60	100	16	0	21	62	71	127	9	6
Barnes, Clint	.333	2	6	0	2	0	0	0	0	0	0	0	0
Bell, Josh	.287	24	94	13	27	2	0	0	7	8	12	4	1
Brown, Kelson	.295	51	129	8	38	3	1	0	8	4	18	3	2
Broxton, Keon	.275	127	407	67	112	22	9	15	52	59	122	25	6
Cabrera, Ramon	.239	12	46	5	11	5	0	1	5	3	6	0	1
Cunningham, Jarek	.246	101	309	46	76	16	4	8	27	27	69	3	4
Curry, Matt	.234	58	188	22	44	8	1	4	23	20	50	1	1
Diaz, Elias	.328	91	326	41	107	20	0	6	54	30	51	3	2
Emsley-Pai, Kawika	.000	3	8	2	0	0	0	0	0	4	4	0	0
Gamache, Dan	.275	39	138	22	38	11	0	6	27	11	32	0	1
Garcia, Willy	.271	126	439	59	119	27	5	18	63	24	145	8	4
Hanson, Alen	.280	118	482	64	135	21	12	11	58	31	88	25	11
Henriquez, Ralph	.129	25	85	7	11	2	0	2	6	1	23	1	0
Howard, Justin	.233	63	159	18	37	10	0	3	10	15	41	1	0
Maggi, Drew	.280	110	347	60	97	12	0	3	25	50	58	37	19
Ngoepe, Gift	.238	131	437	58	104	17	9	9	52	51	135	13	8
Paulino, Carlos	.296	22	71	5	21	4	0	1	13	3	19	0	1
Rojas, Jr., Mel	.303	53	195	26	59	11	1	5	36	23	34	6	4
Sosa, Junior	.360	12	25	2	9	3	0	0	1	1	3	1	0
Vasquez, Andy	.268	96	272	38	73	18	1	11	38	15	61	17	6
TOTALS	.265	142	4672	632	1236	231	43	124	575	457	1155	159	77

HISTORY/RECORDS

PLAYER	W-L	ERA	G	GS	CG	SHO	SV	IP	H	R	ER	HR	BB	SO
Baker, Nate	3-1	1.71	17	0	0	0	0	26.1	24	9	5	1	13	22
Balester, Collin	1-4	6.55	10	0	0	0	1	11.0	10	9	8	2	9	10
Beckman, Ryan	3-4	2.62	45	0	0	0	5	55.0	44	18	16	2	21	28
Benedict, Matt	0-5	5.77	30	1	0	0	0	53.0	62	39	34	2	25	35
Castro, Orlando	0-0	11.25	2	2	0	0	0	8.0	13	10	10	1	4	8
de Leon, Emmanuel	1-2	3.56	31	0	0	0	3	48.0	57	24	19	2	20	35
Dodson, Zack	4-8	4.62	24	23	0	0	0	122.2	139	75	63	11	46	76
Harlan, Tom	3-3	3.71	11	10	0	0	0	60.2	60	29	25	6	17	26
Holdzkorn, John	1-0	0.00	4	0	0	0	0	6.0	1	0	0	0	2	10
Inman, Jeff	5-0	1.09	18	0	0	0	1	24.2	18	3	3	0	11	18
Kasperek, Kenn	1-1	2.25	31	0	0	0	13	40.0	30	11	10	2	5	37
Kingham, Nick	1-7	3.04	12	12	0	0	0	71.0	71	35	24	3	25	54
Ludwig, Pat	3-4	5.63	8	7	0	0	0	40.0	53	26	25	4	14	24
Mann, Brandon	1-4	2.91	14	2	0	0	0	34.0	33	13	11	1	14	34
Miller, Quinton	1-2	4.04	24	0	0	0	4	35.2	37	18	16	3	24	30
Montero, Joan	3-4	6.02	28	7	0	0	0	61.1	84	50	41	2	37	31
Morris, A.J.	5-1	1.98	14	9	0	0	0	59.0	48	17	13	4	18	40
Morton, Charlie	0-0	4.50	1	1	0	0	0	4.0	4	2	2	0	1	6
Nevarez, Matt	1-1	1.35	6	0	0	0	1	6.2	3	1	1	1	5	9
Pimentel, Stolmy	0-0	1.42	5	3	0	0	0	6.1	6	3	1	0	5	6
Ramos, Jhonathan	5-6	4.38	31	7	0	0	2	63.2	72	41	31	8	22	37
Rodriguez, Joely	6-11	4.84	30	21	2	0	1	134.0	151	80	72	10	43	73
Rodriguez, Wendy	0-1	10.38	2	2	0	0	0	8.2	11	11	10	3	6	7
Sample, Tyler	3-3	6.49	11	6	0	0	0	34.2	35	30	25	2	30	28
Sampson, Adrian	10-5	2.55	24	24	2	1	0	148.0	125	45	42	10	30	99
Sanchez, Angel	0-2	4.32	6	5	0	0	0	33.1	40	18	16	5	10	21
Townsend, Jason	0-1	7.04	7	0	0	0	1	7.2	12	8	6	0	5	11
Vasquez, Andy	0-0	8.31	4	0	0	0	0	4.1	5	4	4	2	2	2
Waldron, Tyler	0-0	0.00	1	0	0	0	0	1.0	0	0	0	0	0	3
Yang, Yao-Hsun	0-1	6.48	11	0	0	0	0	16.2	15	12	12	1	18	16
TOTALS	61-81	4.00	142	142	4	6	32	1225.1	1263	641	545	88	482	836



2015 CURVE (74-68)



PLAYER	AVG	G	AB	R	H	2B	3B	HR	RBI	BB	SO	SB	CS
Allie, Stetson	.205	120	409	45	84	17	0	17	58	47	135	6	3
Barnes, Barrett	.246	37	126	17	31	6	0	3	17	16	25	4	4
Bell, Josh	.307	96	368	47	113	17	6	5	60	44	50	7	4
Broxton, Keon	.302	45	179	35	54	12	4	3	26	19	51	11	6
Frazier, Adam	.324	103	377	59	122	21	4	2	30	34	42	11	7
Gamache, Dan	.335	74	245	32	82	13	1	5	37	17	36	3	6
Garcia, Willy	.314	53	204	26	64	7	2	5	29	11	47	3	2
Jones, JaCoby	.500	3	10	2	5	0	0	0	2	1	0	1	0
Meadows, Austin	.360	6	25	5	9	2	3	0	1	2	5	1	0
Moroff, Max	.293	136	523	79	153	28	6	7	51	70	111	17	13
Morris, Hunter	.133	12	30	2	4	1	0	0	4	1	5	0	0
Ngoepe, Gift	.260	71	246	31	64	12	2	3	25	24	66	3	6
Osuna, Jose	.288	85	323	46	93	20	2	8	52	17	61	6	3
Rojas Jr., Mel	.257	66	214	21	55	11	4	2	19	27	51	6	3
Salcedo, Edward	.238	73	214	20	51	12	1	3	30	21	40	3	4
Schwind, Jonathan	.109	22	46	4	5	2	1	0	3	2	15	2	0
Sosa, Junior	.286	4	7	1	2	0	0	0	0	0	2	0	0
Stallings, Jacob	.275	74	265	25	73	14	1	3	32	15	64	4	1
Stewart, Chris	.333	2	6	0	2	0	0	0	0	1	1	0	1
Valle, Sebastian	.279	70	247	27	69	21	0	4	26	22	56	1	2
Vasquez, Andy	.239	46	117	15	28	7	1	3	13	3	30	0	2
Weiss, Erich	.250	31	112	15	28	4	1	0	14	8	22	4	2
Wood, Eric	.237	101	334	39	79	11	3	2	28	32	88	3	7
TOTALS	.271	142	4753	603	1288	238	42	75	560	443	1055	96	76

PLAYER	W-L	ERA	G	GS	CG	SHO	SV	IP	H	R	ER	HR	BB	SO
Balester, Collin	1-0	1.77	13	0	0	0	4	20.1	14	4	4	1	6	14
Barrios, Yhonathan	0-1	1.46	20	0	0	0	10	24.2	17	7	4	1	9	12
Benedict, Matt	5-7	6.03	22	16	1	0	0	97.0	126	67	65	7	21	47
Bleich, Jeremy	0-2	3.25	25	0	0	0	4	36.0	37	16	13	1	11	28
Brault, Steven	9-3	2.00	15	15	0	0	0	90.0	72	22	20	1	19	80
Creasy, Jason	12-8	4.41	27	25	0	0	1	147.0	163	79	72	12	52	71
Dodson, Zack	7-10	3.67	28	27	1	0	0	162.0	163	78	66	11	36	89
DuRapau, Montana	0-0	0.00	2	0	0	0	0	1.1	0	0	0	0	0	3
Eppler, Tyler	0-1	10.13	1	1	0	0	0	5.1	4	6	6	1	3	3
Glasnow, Tyler	5-3	2.43	12	12	0	0	0	63.0	41	22	17	2	19	82
Harlan, Tom	6-3	3.63	38	5	0	0	1	86.2	91	36	35	6	24	67
Inman, Jeff	2-1	2.79	17	0	0	0	3	19.1	22	6	6	0	5	20
Kuchno, John	3-6	3.46	40	0	0	0	7	67.2	64	43	26	8	23	32
Kuhl, Chad	11-5	2.48	26	26	1	0	0	152.2	133	53	42	10	41	101
McKinney, Brett	0-3	7.50	24	0	0	0	1	30.0	42	26	25	5	14	31
Medina, Jhondaniel	3-6	2.76	45	0	0	0	12	62.0	42	27	19	2	37	44
Miller, Adam	0-0	9.00	1	0	0	0	0	1.0	2	1	1	0	1	2
Morton, Charlie	1-0	0.00	1	1	0	0	0	7.0	2	0	0	0	2	5
Perez, Clario	0-1	3.89	20	0	0	0	1	34.2	32	20	15	2	15	21
Salcedo, Edward	0-1	6.75	2	0	0	0	0	1.1	2	1	1	0	5	0
Sample, Tyler	0-1	7.56	7	0	0	0	0	8.1	7	7	7	1	11	7
Sanchez, Angel	8-1	2.79	13	13	0	0	0	77.1	72	27	24	4	19	49
Scahill, Rob	0-0	0.00	1	1	0	0	0	3.0	2	0	0	0	1	0
Schwind, Jonathan	0-0	0.00	3	0	0	0	0	3.2	3	0	0	0	3	0
Smith, Josh	1-4	5.29	34	0	0	0	0	47.2	42	29	28	3	34	31
Stallings, Jacob	0-0	0.00	1	0	0	0	0	0.1	0	0	0	0	0	0
Stock, Robert	0-0	14.54	3	0	0	0	0	4.1	2	9	7	0	10	4
Vasquez, Andy	0-1	4.50	3	0	0	0	0	4.0	4	2	2	1	2	1
TOTALS	74-68	3.61	142	142	3	16	44	1257.2	1201	588	505	79	423	844

HISTORY/RECORDS



PLAYER	AVG	G	AB	R	H	2B	3B	HR	RBI	BB	SO	SB	CS
Allie, Stetson	.247	111	365	53	90	20	2	16	63	42	110	1	2
Barnes, Barrett	.306	124	405	60	124	28	7	9	47	41	105	10	4
Diaz, Chris	.226	79	226	30	51	13	0	1	16	32	43	5	2
Diaz, Elias	.286	2	7	0	2	0	0	0	1	1	1	0	0
Escobar, Elvis	.241	29	112	21	27	2	2	2	7	10	26	2	2
Espinal, Edwin	.289	111	394	33	114	25	1	7	56	19	67	0	1
Feliz, Anderson	.256	106	347	39	89	22	4	4	32	35	88	7	1
Jhang, Jin-De	.298	54	188	20	56	13	0	1	21	11	12	1	0
Maffei, Justin	.175	25	63	9	11	1	0	0	5	6	13	1	0
McGuire, Reese	.254	92	319	34	81	18	2	1	42	36	34	6	6
Meadows, Austin	.311	45	167	33	52	16	8	6	23	16	32	9	3
Morales, Tomas	.235	21	51	6	12	0	2	2	6	2	7	0	0
Newman, Kevin	.288	61	233	41	67	11	2	2	28	26	24	6	3
Osuna, Jose	.269	70	253	34	68	18	3	6	38	23	44	1	1
Ramirez, Harold	.311	99	383	60	119	17	7	2	50	22	66	7	10
Schwind, Jonathan	.236	75	165	22	39	7	1	3	21	21	40	2	2
Stewart, Chris	.200	10	25	6	5	0	0	0	3	8	1	0	0
Weiss, Erich	.276	127	456	56	126	24	9	6	65	49	90	6	3
Wood, Eric	.249	118	402	63	100	20	5	16	50	52	88	5	4
TOTALS	.265	140	4638	616	1231	255	55	84	577	457	956	67	42

PLAYER	W-L	ERA	G	GS	CG	SHO	SV	IP	H	R	ER	HR	BB	SO
Creasy, Jason	4-1	6.07	8	5	0	0	0	29.2	34	24	20	2	10	16
Dickson, Cody	10-5	3.66	28	26	1	0	1	140.0	127	60	57	8	93	105
DuRapau, Montana	3-3	3.65	50	0	0	0	22	49.1	43	21	20	6	19	51
Duncan, Frank	3-2	2.36	7	2	0	0	0	26.2	23	8	7	0	7	24
Eppler, Tyler	9-10	3.99	27	27	1	0	0	162.1	176	78	72	14	33	106
Glasnow, Tyler	0-0	3.00	2	2	0	0	0	6.0	4	2	2	1	6	11
Haley, Trey	0-1	4.35	9	0	0	0	0	10.1	10	5	5	1	11	11
Hirsch, Henry	0-0	0.00	1	0	0	0	0	1.0	1	0	0	0	0	1
Holmes, Clay	10-9	4.22	26	26	0	0	0	136.1	138	70	64	10	64	101
Kingham, Nick	1-1	5.73	2	2	0	0	0	11.0	6	7	7	1	4	10
Kuchno, John	2-1	3.00	10	2	0	0	0	24.0	17	9	8	4	8	18
Lakind, Jared	5-1	2.59	47	0	0	0	7	66.0	50	19	19	3	28	62
Lopez, Junior	0-0	0.00	1	0	0	0	0	2.0	2	0	0	0	1	0
Maffei, Justin	0-0	9.00	1	0	0	0	0	1.0	3	1	1	0	0	0
McKinney, Brett	2-2	3.90	44	0	0	0	2	67.0	67	32	29	3	27	65
McRae, Alex	8-6	4.79	16	15	1	0	0	88.1	114	54	47	7	25	67
Medina, Jhondaniel	2-2	3.70	37	0	0	0	0	56.0	42	26	23	5	31	60
Neverauskas, Dovydas	1-0	2.57	22	0	0	0	1	28.0	12	10	8	0	11	32
Rosario, Miguel	2-2	1.87	23	0	0	0	0	33.2	19	7	7	1	13	29
Santana, Edgar	2-1	2.83	21	0	0	0	2	41.1	32	13	13	4	11	39
Schwind, Jonathan	0-0	0.00	5	0	0	0	0	4.2	1	0	0	0	5	2
Smith, Josh	2-2	6.44	42	0	0	0	2	57.1	61	44	41	8	30	61
Vogelsong, Ryan	1-0	2.45	2	2	0	0	0	11.0	8	3	3	1	2	4
Waddell, Brandon	7-9	4.12	22	20	0	0	0	118.0	122	60	54	9	61	94
Whitehead, David	2-6	7.83	11	11	0	0	0	46.0	52	45	40	5	47	24
TOTALS	76-64	4.05	140	140	3	8	37	1217.0	1164	598	547	93	547	993

HISTORY/RECORDS



2017 CURVE (74-66)



PLAYER	AVG	G	AB	R	H	2B	3B	HR	RBI	BB	SO	SB	CS
Chavez, Zane	.111	19	63	5	7	1	0	0	5	5	9	0	0
Diaz, Chris	.375	10	24	6	9	1	2	0	3	6	6	1	0
Escobar, Elvis	.277	116	383	42	106	12	5	3	32	25	69	5	7
Espinal, Edwin	.283	95	367	41	104	25	0	15	72	18	48	0	1
Feliz, Anderson	.246	48	175	23	43	9	3	2	21	26	46	9	4
George, Jordan	.302	30	106	14	32	9	0	1	18	8	12	1	0
Hill, Logan	.278	22	79	12	22	5	0	2	9	14	21	0	0
Hughston, Casey	.200	2	5	0	1	0	1	0	2	0	3	0	0
Jhang, Jin-De	.231	72	273	29	63	9	2	3	25	17	24	1	0
Joe, Connor	.240	74	242	29	58	11	4	5	30	34	40	2	4
Kramer, Kevin	.297	53	202	31	60	17	3	6	27	17	50	7	2
Luplow, Jordan	.287	73	254	45	73	15	0	16	37	29	45	1	3
Maffei, Justin	.258	32	89	15	23	3	0	0	4	16	16	4	1
Mathisen, Wyatt	.272	114	375	43	102	16	2	5	31	44	75	3	2
Morales, Tomas	.188	36	117	7	22	6	0	2	14	6	24	2	0
Newman, Kevin	.259	82	343	42	89	18	2	4	30	22	40	4	2
Ratlidge, Logan	.108	15	37	2	4	1	0	0	0	3	10	0	0
Reyes, Pablo	.274	115	420	62	115	21	3	10	50	51	70	21	14
Schwind, Jonathan	.353	12	17	4	6	2	0	2	5	1	4	1	0
Simpson, Chase	.176	43	125	13	22	5	1	4	13	9	42	1	2
Suchy, Michael	.200	78	250	31	50	8	1	4	17	21	95	2	2
Suiter, Jerrick	.285	100	347	47	99	20	3	10	58	47	83	7	2
Tolman, Mitchell	.222	3	9	1	2	1	0	1	5	0	2	0	0
Tucker, Cole	.257	42	167	25	43	4	5	2	18	21	31	11	3
Williams, Jackson	.212	25	85	9	18	1	0	1	7	9	18	0	0
TOTALS	.255	140	4666	584	1192	223	37	99	540	454	931	83	49

PLAYER	W-L	ERA	G	GS	CG	SHO	SV	IP	H	R	ER	HR	BB	SO
Agrazal, Dario	0-1	4.50	1	1	0	0	0	4.0	3	2	2	0	2	2
Anderson, Tanner	10-8	3.38	30	19	0	0	0	133.1	134	54	50	6	33	97
Borden, Buddy	5-1	2.37	23	0	0	0	1	38.0	25	13	10	1	25	36
Brentz, Jake	0-1	5.79	14	0	0	0	0	14.0	7	9	9	3	15	16
Brubaker, J.T.	7-6	4.44	26	24	0	0	0	129.2	150	73	64	9	45	109
Coley, Austin	6-4	3.01	29	23	0	0	0	143.2	144	49	48	10	31	114
Cumpton, Brandon	3-3	4.50	13	0	0	0	1	20.0	24	12	10	2	9	18
Diaz, Chris	0-0	27.00	1	0	0	0	0	1.0	3	3	3	1	0	0
Dickson, Cody	2-4	5.85	12	6	0	0	0	32.1	39	22	21	8	20	31
DuRapau, Montana	2-2	1.49	27	0	0	0	14	36.1	28	7	6	0	14	39
Garcia, Yeudy	4-7	5.25	29	11	0	0	5	72.0	76	48	42	8	46	67
Hellweg, Johnny	0-1	4.50	4	0	0	0	0	6.0	5	3	3	2	1	6
Heredia, Luis	3-3	3.10	36	0	0	0	2	52.1	41	18	18	3	31	43
Keller, Mitch	2-2	3.12	6	6	0	0	0	34.2	25	14	12	2	11	45
Keselica, Sean	4-2	3.54	42	3	0	0	3	73.2	67	34	29	2	39	72
Kuchno, John	0-1	8.38	6	0	0	0	1	9.2	18	10	9	0	3	9
Lakind, Jared	1-1	6.81	22	0	0	0	2	35.2	49	29	27	3	17	38
McRae, Alex	10-5	3.61	27	25	1	0	0	149.2	170	71	60	9	36	89
Morales, Tomas	1-1	3.86	2	0	0	0	0	2.1	2	1	1	0	2	0
Rosario, Miguel	3-1	1.80	27	0	0	0	3	45.0	36	12	9	1	35	43
Sadler, Casey	2-3	3.91	10	6	1	0	0	48.1	49	21	21	5	3	40
Scioneaux, Tate	6-5	2.39	47	0	0	0	14	83.0	67	27	22	4	15	67
Simpson, Chase	0-1	16.2	2	0	0	0	0	1.2	4	3	3	0	1	1
Taillon, Jameson	0-0	0.00	1	1	0	0	0	3.0	1	0	0	0	1	6
Waddell, Brandon	3-3	3.55	15	15	0	0	0	66	60	28	26	3	27	56
Zamora, Daniel	0-0	0.00	2	0	0	0	0	3.0	2	0	0	0	2	2
TOTALS	74-66	3.67	140	140	2	9	46	1238.1	1229	563	505	82	464	1046

HISTORY/RECORDS



PLAYER	AVG	G	AB	R	H	2B	3B	HR	RBI	BB	SO	SB	CS
Alemais, Stephen	.279	120	402	56	112	16	4	1	34	44	69	16	9
Bormann, John	.000	2	3	0	0	0	0	0	0	3	1	1	0
Cervelli, Francisco	.200	2	5	0	1	0	0	0	0	3	3	0	0
Craig, Will	.248	132	480	73	119	30	3	20	102	42	128	6	3
Escobar, Elvis	.151	40	106	6	16	0	3	0	9	3	21	3	1
Gaffney, Tyler	.194	51	124	20	24	4	0	3	15	12	27	4	0
George, Jordan	.263	110	342	46	90	12	0	5	43	41	47	0	1
Harrison, Josh	.167	3	12	2	2	0	0	0	1	1	3	0	0
Hayes, Ke'Bryan	.293	117	437	64	128	31	7	7	47	57	84	12	5
Hill, Logan	.228	117	391	48	89	14	2	17	72	41	132	1	5
Jackson, Bralin	.214	64	206	19	44	7	1	3	14	11	63	5	3
Jhang, Jin-De	.320	35	122	13	39	8	0	1	23	11	14	0	0
Kelley, Christian	.235	90	311	36	73	13	2	8	38	25	64	0	0
Krause, Kevin	.000	2	3	0	0	0	0	0	0	1	1	0	0
Martin, Jason	.325	68	255	49	83	13	5	9	34	28	61	7	8
Mathisen, Wyatt	.385	12	26	9	10	3	1	1	3	11	7	1	1
Pabst, Arden	.193	19	57	6	11	2	0	2	7	5	15	0	1
Ratledge, Logan	.182	28	55	6	10	3	0	2	8	5	13	1	0
Reyes, Alfredo	.250	34	108	16	27	4	0	1	11	10	37	11	1
Reyes, Pablo	.244	12	45	3	11	3	0	0	5	4	5	3	0
Reynolds, Bryan	.302	88	331	56	100	18	3	7	46	43	73	4	4
Tucker, Cole	.259	133	517	77	134	21	7	5	44	55	104	35	12
Williams, Jackson	.219	10	32	1	7	0	0	1	5	2	4	0	0
Team Total	.255	138	4477	613	1142	202	38	93	568	467	1020	110	54

HISTORY/RECORDS	PLAYER	W-L	ERA	G	GS	CG	SHO	SV	IP	H	R	ER	HR	BB	SO
	Agrazal, Dario	5-6	3.99	15	14	0	0	0	85.2	91	41	38	9	13	52
	Brentz, Jake	0-1	13.50	12	0	0	0	0	11.1	12	19	17	1	21	15
	Brubaker, J.T.	2-2	1.80	6	6	0	0	0	35.0	29	9	7	1	8	35
	Burdi, Nick	0-0	6.75	3	0	0	0	0	4.0	6	3	3	0	2	3
	Coley, Austin	2-0	3.57	5	5	0	0	0	22.2	24	9	9	1	8	14
	DuRapau, Montana	0-1	2.89	8	0	0	0	2	9.1	7	3	3	1	0	13
	Eckelman, Matt	1-1	1.82	23	0	0	0	11	24.2	18	7	5	1	15	17
	Escobar, Elvis	1-0	12.46	3	0	0	0	0	4.1	7	6	6	1	5	8
	Escobar, Luis	4-0	4.54	7	7	0	0	0	35.2	30	18	18	4	21	25
	Garcia, Yeudy	2-5	5.23	37	0	0	0	3	53.1	53	35	31	3	32	68
	Hartlieb, Geoff	8-2	3.24	47	0	0	0	10	58.1	56	29	21	3	24	56
	Hearn, Taylor	3-6	3.12	19	19	2	1	0	104	75	41	36	6	38	107
	Helton, Bret	6-6	6.12	35	1	0	0	0	60.1	62	46	41	8	38	45
	Hightower, Scooter	2-1	2.41	11	7	0	0	0	37.1	30	13	10	1	9	31
Jackson, Bralin	0-0	0.00	1	0	0	0	0	0.1	0	0	0	0	0	0	
Keller, Mitch	9-2	2.72	14	14	0	0	0	86.0	64	29	26	7	32	76	
Keselica, Sean	2-3	4.94	40	1	0	0	0	58.1	39	34	32	4	43	49	
Kingham, Nick	0-1	7.20	1	1	0	0	0	5.0	7	4	4	0	1	4	
Liranzo, Jesus	0-0	0.00	9	0	0	0	4	12.0	7	0	0	0	3	18	
Marvel, James	3-1	3.00	5	5	1	0	0	33.0	29	11	11	1	9	22	
Musgrove, Joe	0-1	2.25	1	1	0	0	0	4.0	2	1	1	1	0	4	
Ratledge, Logan	0-0	2.08	3	0	0	0	1	4.1	2	1	1	0	4	4	
Romero, Enny	0-0	0.00	2	0	0	0	0	2.0	1	0	0	0	1	1	
Scioneaux, Tate	2-3	4.87	43	2	0	0	7	61.0	71	39	33	10	19	69	
Sendelbach, Logan	4-3	4.24	35	3	0	0	0	70.0	68	34	33	6	41	47	
Street, Sam	0-0	0.00	3	0	0	0	1	3.0	2	1	0	0	0	3	
Vasquez, Pedro	2-6	5.12	13	12	0	0	0	63.1	70	40	36	9	18	46	
Vera, Eduardo	8-3	3.62	17	17	0	0	0	97.0	83	41	39	11	23	68	
Vieaux, Cam	9-5	3.59	15	15	0	0	0	87.2	79	35	35	10	17	72	
Waddell, Brandon	2-1	2.68	9	8	0	0	0	53.2	39	18	16	4	19	43	
Weiman, Blake	1-0	0.00	3	0	0	0	0	6.2	4	0	0	0	1	5	
Team Total	78-60	3.85	138	138	3	11	39	1193.1	1067	567	510	103	465	1020	



2019 CURVE (69-71)



PLAYER	AVG	G	AB	R	H	2B	3B	HR	RBI	BB	SO	SB	CS
Alemais, Stephen	.267	12	45	4	12	0	0	0	2	1	9	2	0
Cervelli, Francisco	.333	1	3	0	1	1	0	0	0	0	0	0	0
Cruz, Oneil	.269	35	119	14	32	8	3	1	17	15	35	3	1
Delay, Jason	.234	67	231	22	54	12	1	8	37	13	63	1	0
Glendinning, Robbie	.261	58	184	21	48	7	1	5	31	24	65	2	1
Hill, Logan	.258	113	407	53	105	27	3	12	69	42	120	1	2
Jackson, Bralin	.257	95	272	32	70	13	2	0	20	16	71	7	2
Madris, Bligh	.260	132	457	50	119	26	2	8	55	43	99	3	4
Medrano, Jesse	.056	7	18	1	1	0	0	0	0	1	3	0	0
Ngoepe, Gift	.100	14	30	5	3	0	0	0	0	8	14	2	1
Oliva, Jared	.277	123	447	70	124	24	6	6	42	42	104	36	10
Owen, Hunter	.295	68	237	45	70	15	2	15	44	17	75	1	3
Pabst, Arden	.192	73	250	18	48	11	3	4	23	11	73	0	3
Peurifoy, Ryan	.106	26	47	6	5	0	0	1	1	6	19	0	1
Pope, Brett	.252	100	282	30	71	15	1	2	22	26	58	7	3
Reyes, Alfredo	.176	54	148	11	26	6	1	1	9	20	56	7	5
Sharpe, Chris	.216	68	231	44	50	14	1	11	38	17	67	2	3
Suiter, Jerrick	.235	121	408	39	96	14	0	4	39	22	77	2	2
Sweeney, Darnell	.196	15	51	5	10	3	0	2	5	4	22	0	2
Tolman, Mitchell	.254	116	401	56	102	18	3	4	32	47	100	10	5
Valerio, Adrian	.198	33	106	12	21	2	2	0	10	6	29	1	0
TOTALS	.241	140	4488	544	1081	218	31	85	503	387	1222	87	48

PLAYER	W-L	ERA	G	GS	CG	SHO	SV	IP	H	R	ER	HR	BB	SO
Agrazal, Dario	1-1	3.60	4	4	0	0	0	25.0	29	10	10	3	0	19
Bolton, Cody	2-3	5.85	9	9	0	0	0	40.0	37	26	26	6	16	33
Brady, Sean	5-11	3.65	22	22	1	1	0	138.0	135	67	56	15	36	82
Brentz, Jake	0-1	0.77	9	0	0	0	0	11.2	6	1	1	0	3	13
Campos, Vicente	2-2	4.85	20	0	0	0	1	26.0	29	17	14	5	13	23
Cederlind, Blake	5-1	1.77	31	0	0	0	2	45.2	31	10	9	1	16	42
Cesar, Joel	3-4	3.76	28	1	0	0	1	38.1	38	18	16	5	12	36
Coley, Austin	2-2	4.07	16	4	0	0	0	24.1	35	17	11	1	9	18
Eckelman, Matt	1-5	3.33	45	1	0	0	23	48.2	43	21	18	3	25	45
Economos, Nicholas	0-3	8.83	4	3	0	0	0	17.1	24	18	17	4	7	17
Escobar, Elvis	1-0	1.80	3	0	0	0	0	5.0	4	1	1	0	1	6
Garcia, Yeudy	1-2	6.10	33	2	0	0	1	62.0	76	45	42	4	34	53
German, Angel	3-3	4.33	39	0	0	0	2	52.0	33	25	25	8	31	48
Hightower, Scooter	2-5	6.02	10	9	0	0	0	43.1	51	32	29	8	12	21
Holmes, Clay	1-0	6.75	2	0	0	0	0	4.0	5	3	3	0	1	3
Jacques, Joe	0-0	0.00	1	0	0	0	0	1.0	1	0	0	0	2	0
Keselica, Sean	0-0	0.00	7	0	0	0	0	9.0	6	5	0	0	6	8
Koehler, Tom	0-0	54.00	1	0	0	0	0	0.1	2	2	2	1	1	1
Liranzo, Jesus	2-1	1.61	20	0	0	0	1	28.0	14	7	5	0	13	24
Marvel, James	9-5	3.10	17	17	1	1	0	101.2	85	36	35	6	24	83
Mears, Nick	0-0	1.80	4	0	0	0	0	5.0	4	3	1	0	2	7
Medrano, Jesse	0-0	18.00	1	0	0	0	0	1.0	2	2	2	0	0	0
Murray, Shea	0-0	162.00	1	0	0	0	0	0.1	5	6	6	0	1	0
O'Reilly, John	0-0	0.00	1	0	0	0	0	1.0	1	0	0	0	0	1
Ponce, Cody	0-0	6.00	3	1	0	0	1	6.0	3	4	4	1	1	6
Reyes, Alfredo	0-0	0.00	1	0	0	0	0	1.0	0	0	0	0	1	0
Robles, Domingo	4-6	4.02	18	18	3	2	0	103.0	113	51	46	13	21	77
Scioneaux, Tate	1-1	12.75	13	0	0	0	1	12.0	20	17	17	5	6	16
Suiter, Jerrick	0-0	0.00	2	0	0	0	0	1.2	1	0	0	0	0	1
Sulser, Beau	8-3	2.72	33	6	0	0	2	96.0	88	35	29	4	31	63
Valdes, Ryan	0-0	9.00	1	0	0	0	0	2.0	4	2	2	0	2	2
Vasquez, Pedro	8-5	2.71	24	23	1	0	0	123.0	107	46	37	8	29	91
Vieaux, Cam	4-4	2.23	13	13	0	0	0	76.2	54	20	19	6	29	59
Waddell, Brandon	3-1	2.23	7	7	0	0	0	36.1	29	10	9	0	9	42
Weiman, Blake	1-2	1.86	16	0	0	0	2	19.1	11	6	4	1	4	24
TOTALS	69-71	3.69	140	140	6	18	37	1205.2	1126	563	494	108	398	964

HISTORY/RECORDS



HISTORY/RECORDS

PLAYER	AVG	G	AB	R	H	2B	3B	HR	RBI	BB	SO	SB	CS
Amaral, Daniel	.218	68	220	32	48	12	0	7	22	24	62	9	4
Bae, Ji-Hwan	.278	83	320	63	89	12	5	7	31	38	83	20	8
Bins, Carter	.200	16	55	4	11	2	0	0	6	10	19	0	0
Bissonette, Josh	.229	71	231	28	53	10	0	1	21	24	51	1	1
Busby, Dylan	.182	3	11	3	2	0	0	1	2	1	3	0	0
Castillo, Diego	.282	28	110	11	31	3	0	5	16	10	9	1	2
Castro, Rodolfo	.242	72	285	43	69	14	1	12	47	19	72	7	4
Citta, Brendt	.294	47	160	16	47	9	2	2	23	10	36	0	1
Cruz, Oneil	.292	62	250	51	73	15	5	12	40	20	64	18	3
Davis, Jonah	.211	60	190	29	40	7	3	8	19	26	95	4	6
Delay, Jason	.117	17	60	1	7	2	0	0	3	0	23	0	0
Finol, Claudio	.000	2	2	1	0	0	0	0	0	0	2	0	0
Fraizer, Matt	.288	37	132	20	38	12	3	3	18	13	34	1	2
Hernandez, Raul	.229	10	35	4	8	1	0	1	4	1	9	0	0
Jimenez, Joe	.167	2	6	1	1	0	0	1	1	2	1	0	0
Kaiser, Connor	.195	48	149	25	29	7	0	4	14	17	42	0	0
Koch, Grant	.130	16	54	4	7	2	0	1	4	2	13	0	0
Madris, Bligh	.192	10	26	2	5	0	0	0	1	7	6	0	0
Martin, Mason	.242	112	414	62	100	29	2	22	75	38	161	0	2
Mitchell, Cal	.280	108	382	43	107	19	1	12	61	24	71	6	7
Murray, Chase	.320	9	25	1	8	1	0	0	0	1	6	0	0
Pabst, Arden	.194	61	206	21	40	7	0	7	28	7	73	0	0
Paul, Ethan	.217	8	23	4	5	1	0	0	1	4	7	2	0
Smith-Njigba, Canaan	.274	66	219	35	60	11	0	6	40	45	66	13	1
Stafford Jr., Deon	.161	14	31	5	5	1	0	2	3	2	11	0	0
Suwinski, Jack	.252	45	151	21	38	9	0	4	21	25	51	4	2
Valdez, Jesus	.171	13	41	3	7	0	0	1	1	1	13	0	0
TOTALS	.244	117	3820	535	932	186	22	119	504	371	1102	86	43

PLAYER	W-L	ERA	G	GS	CG	SHO	SV	IP	H	R	ER	HR	BB	SO
Allred, Cam	4-0	2.53	28	0	0	0	1	53.1	33	17	15	5	23	49
Bido, Osvaldo	4-8	5.09	21	19	0	0	0	93.2	95	61	53	13	33	91
Case, Brad	2-3	5.24	28	2	0	0	0	67.0	80	41	39	13	21	57
Contreras, Roansy	3-2	2.65	12	12	0	0	0	54.1	37	21	16	5	12	76
Cruz, Omar	3-4	3.44	14	14	0	0	0	70.2	70	32	27	6	22	60
De Los Santos, Yerry	3-2	2.04	12	0	0	0	2	17.2	11	6	4	2	6	19
Gardner, Will	2-5	7.71	33	0	0	0	0	42.0	38	39	36	7	29	43
Jennings, Steven	3-0	6.67	13	0	0	0	0	29.2	40	23	22	4	11	20
Kirby, Nathan	1-0	6.52	17	0	0	0	1	19.1	19	18	14	1	15	37
Kranick, Max	1-0	4.02	3	3	0	0	0	15.2	14	7	7	2	2	16
MacGregor, Travis	4-9	6.25	22	21	0	0	0	90.2	92	69	63	13	41	88
Manasa, Alex	0-0	15.75	2	0	0	0	0	4.0	15	10	7	2	0	1
McGough, Trey	6-5	3.41	18	18	1	0	0	95.0	89	39	36	7	21	77
Melendez, Cristofer	3-3	4.41	28	0	0	0	7	32.2	21	21	16	2	18	39
Murray, Shea	4-3	4.12	37	0	0	0	4	43.2	41	25	20	3	38	51
Nunez, Oddy	2-1	8.32	28	0	0	0	1	44.1	48	43	41	5	37	51
O'Reilly, John	3-3	5.09	22	0	0	0	3	35.1	47	24	20	1	8	22
Pabst, Arden	0-0	0.00	1	0	0	0	0	0.1	0	0	0	0	0	0
Passantino, Jeff	1-8	4.62	18	15	0	0	1	76.0	77	41	39	12	20	74
Stratton, Hunter	2-0	1.42	20	0	0	0	7	25.1	16	4	4	1	13	44
Toribio, Noe	2-2	4.32	14	8	0	0	0	50.0	46	29	24	5	13	40
Vieaux, Cam	5-1	3.68	17	5	0	0	0	44.0	35	21	18	5	16	44
TOTALS	58-59	4.66	117	117	1	5	27	1004.2	964	591	520	114	399	999



2022 CURVE (71-66)



PLAYER	AVG	G	AB	R	H	2B	3B	HR	RBI	BB	SO	SB	CS
Alvarez, Andres	.220	110	368	53	81	13	2	20	50	64	123	21	1
Amaral, Daniel	.000	2	3	0	0	0	0	0	0	0	2	0	0
Bins, Carter	.130	14	46	5	6	4	0	1	4	4	21	2	0
Bissonette, Josh	.167	15	48	4	8	1	0	0	3	5	7	0	1
Citta, Brendt	.225	59	204	28	46	8	2	4	23	25	65	1	2
Davis, Henry	.207	31	116	19	24	8	0	4	18	12	30	3	1
Delay, Jason	.143	2	7	0	1	1	0	0	0	0	3	0	0
Finol, Claudio	.043	9	23	1	1	0	0	0	1	3	6	0	0
Fraizer, Matt	.219	116	439	56	96	18	7	6	44	35	114	18	1
Gonzales, Nick	.263	71	259	47	68	20	1	7	33	43	90	5	3
Gorski, Matt	.277	38	141	27	39	8	2	6	28	15	47	10	2
Koch, Grant	.000	4	11	1	0	0	0	0	0	1	4	0	0
Macias, Fabricio	.255	41	149	20	38	11	0	4	25	5	42	5	4
Marcano, Tucupita	.303	31	99	22	30	7	2	2	13	20	25	4	2
Matthiessen, Will	.171	11	41	4	7	1	0	2	4	1	14	0	0
Nuñez, Malcom	.286	29	105	20	30	5	0	5	21	17	27	1	0
Peguero, Liover	.259	121	483	65	125	22	5	10	58	29	111	28	6
Rodriguez, Endy	.356	31	118	27	42	14	0	8	32	18	21	1	0
Sabol, Blake	.281	98	366	61	103	23	5	14	60	38	107	9	2
Sanchez, Lolo	.231	66	212	26	49	6	0	5	24	34	40	7	2
Scott, Connor	.247	109	380	46	94	25	4	7	49	33	92	10	6
Shackelford, Aaron	.239	110	397	66	95	23	1	26	79	40	128	11	2
Shockley, Dylan	.147	24	68	4	10	3	0	0	2	7	34	1	0
Suwinski, Jack	.353	13	51	13	18	8	0	3	13	5	14	1	0
Triolo, Jared	.282	112	425	66	120	21	5	9	39	63	87	24	5
TOTALS	.248	137	4559	681	1131	250	36	143	623	517	1254	162	40

PLAYER	W-L	ERA	G	GS	CG	SHO	SV	IP	H	R	ER	HR	BB	SO
Bellomy, Bear	1-2	7.04	31	0	0	0	1	55.0	72	47	43	13	11	44
Burrows, Mike	4-2	2.94	12	12	0	0	0	52.0	38	17	17	3	19	69
Case, Brad	1-3	3.92	30	0	0	0	1	62.0	59	35	27	7	22	58
Cruz, Omar	3-3	5.03	23	5	0	0	0	62.2	61	36	35	9	28	69
Dombkowski, Nick	3-1	3.92	22	1	0	0	1	41.1	38	26	18	5	11	45
Eckelman, Matt	1-0	2.25	4	3	0	0	0	12.0	10	3	3	0	5	5
Flowers, J.C.	7-6	2.88	33	2	0	0	3	68.2	57	26	22	6	24	62
Garcia, Oliver	0-0	0.00	3	0	0	0	0	4.0	3	1	0	0	2	6
Gonzalez, Domingo	0-0	3.00	1	0	0	0	0	3.0	2	1	1	0	3	4
Jacques, Joe	1-0	0.00	2	1	0	0	0	3.0	1	0	0	0	2	4
Junker, Cameron	0-0	0.00	4	0	0	0	0	4.1	1	0	0	0	1	7
Kobos, Will	2-0	3.77	12	1	0	0	1	14.1	10	8	6	0	15	18
MacGregor, Travis	4-1	3.60	15	3	0	0	0	45.0	34	19	18	6	22	60
Matson, Zach	2-1	1.84	11	1	0	0	0	14.2	7	5	3	1	5	17
Mejia, Emmanuel	2-5	5.80	40	1	0	0	2	49.2	50	40	32	6	31	51
Melendez, Cristofer	1-0	5.23	8	1	0	0	0	10.1	7	6	6	1	9	14
Mlodzinski, Carmen	6-8	4.78	27	22	0	0	0	105.1	109	63	56	10	40	111
Nicolas, Kyle	2-4	3.97	24	22	0	0	0	90.2	71	43	40	9	47	101
Ortiz, Luis	5-9	4.64	24	23	0	0	0	114.1	100	63	59	19	34	126
Oviedo, Luis	0-0	13.50	2	0	0	0	0	1.1	3	2	2	0	1	2
Passantino, Jeff	2-2	3.92	19	3	0	0	0	41.1	45	19	18	6	11	33
Peters, Dillon	1-0	3.60	4	1	0	0	0	5.0	3	2	2	0	0	6
Priester, Quinn	4-4	2.87	15	15	0	0	0	75.1	68	30	24	4	22	75
Roberts, Austin	3-1	4.28	37	3	0	0	2	48.1	52	28	23	9	19	56
Samaniego, Tyler	3-3	3.52	24	0	0	0	10	30.2	15	13	12	2	9	23
Selby, Colin	2-2	2.20	26	1	0	0	8	32.2	27	13	8	1	14	41
Shortridge, Aaron	3-4	4.88	14	14	0	0	0	55.1	61	38	30	6	31	37
Thomas, Tahnaj	5-4	3.02	37	1	0	0	3	50.2	44	18	17	4	20	52
Toribio, Noe	3-1	1.85	15	1	0	0	0	39.0	29	11	8	2	13	46
Underwood Jr., Duane	0-0	0.00	3	0	0	0	0	4.0	3	0	0	0	1	5
TOTALS	71-66	3.97	137	137	0	5	32	1196.0	1080	613	528	129	472	1247

HISTORY/RECORDS



PLAYER	AVG	G	AB	R	H	2B	3B	HR	RBI	BB	SO	SB	CS
Alvarez, Andres	.215	96	339	43	73	18	1	8	35	30	98	4	3
Bins, Carter	.222	25	90	12	20	4	0	3	16	8	31	1	1
Bowen, Jase	.219	8	32	6	7	3	2	0	7	1	7	2	1
Cheng, Tsung-Che	.251	66	247	35	62	11	1	4	25	17	53	13	3
Choi, Ji Man	.250	3	8	1	2	1	0	0	0	1	1	0	0
Davis, Henry	.284	41	148	25	42	7	1	10	27	32	35	7	3
Finol, Claudio	.236	42	123	20	29	5	0	3	12	16	37	4	3
Fraizer, Matt	.252	121	437	67	110	16	3	8	50	43	104	21	3
Glenn, Jackson	.274	54	219	31	60	13	3	6	30	14	46	4	1
Gonzalez, Jacob	.237	86	308	30	73	9	1	8	44	16	60	0	1
Gorski, Matt	.238	93	357	56	85	16	2	17	54	27	101	19	4
Gutierrez, Abrahan	.226	33	115	11	26	5	0	3	13	16	16	1	1
Jarvis, Mike	.234	28	94	10	22	0	0	1	5	5	16	11	0
Leyba, Domingo	.343	30	102	12	35	6	0	3	20	12	12	1	0
Macias, Fabricio	.245	15	49	4	12	2	0	1	6	4	14	4	1
Maggi, Drew	.181	36	127	13	23	5	0	0	10	9	27	4	0
Marcos, Norkis	.115	10	26	2	3	0	0	0	0	2	18	2	0
Martin, Mason	.212	69	226	34	48	8	0	16	43	52	102	7	4
Matthiessen, Will	.146	24	82	6	12	2	0	0	6	10	42	0	0
Palacios, Josh	.265	8	34	6	9	2	0	0	2	2	2	1	0
Peguero, Liover	.260	69	285	50	74	20	1	11	34	32	58	19	3
Perez, Joe	.341	25	85	18	29	3	0	7	18	20	24	2	1
Sanchez, Lolo	.227	87	278	39	63	11	0	5	25	41	48	6	4
Scott, Connor	.196	74	260	28	51	14	4	3	37	25	65	10	4
Shockley, Dylan	.167	36	96	12	16	0	0	0	10	14	37	0	0
Wilson, Eli	.262	18	61	8	16	2	0	3	7	3	12	1	1
Young, Chavez	.207	60	184	15	38	7	0	2	12	25	46	19	7
TOTALS	.236	135	4412	594	1040	190	19	122	548	477	1112	163	49

PLAYER	W-L	ERA	G	GS	CG	SHO	SV	IP	H	R	ER	HR	BB	SO
Ashcraft, Braxton	0-1	1.35	8	8	0	0	0	20.0	14	6	3	0	5	23
Bellomy, Bear	3-0	6.48	12	0	0	0	0	16.2	16	13	12	3	9	16
Carey, Jack	0-0	13.50	2	0	0	0	0	2.0	5	3	3	1	1	4
Case, Brad	1-2	5.06	14	4	0	0	0	26.2	32	20	15	3	15	25
Chandler, Bubba	1-0	0.00	1	1	0	0	0	5.0	1	0	0	0	0	8
Cruz, Omar	1-4	3.94	27	1	0	0	0	48.0	39	21	21	2	30	44
Dombkowski, Nick	5-6	3.71	33	8	0	0	0	85.0	76	37	35	13	26	58
Eckelman, Matt	0-2	8.33	14	2	0	0	0	27.0	30	28	25	3	27	11
Ford, Grant	2-1	4.37	19	0	0	0	0	22.2	20	12	11	4	16	19
Franzua, Geronimo	2-2	7.08	17	0	0	0	1	20.1	24	17	16	3	7	23
Garcia, Oliver	7-3	4.27	41	0	0	0	7	46.1	43	29	22	3	33	50
Jones, Jared	1-4	2.23	10	10	0	0	0	44.1	32	11	11	3	16	47
Junker, Cameron	4-5	3.25	45	1	0	0	2	55.1	45	25	20	3	29	43
Linarez, Valentin	0-0	33.75	2	0	0	0	0	1.1	4	5	5	1	2	2
MacGregor, Travis	4-0	1.83	16	1	0	0	0	34.1	29	8	7	3	13	45
Meis, Justin	4-3	4.55	29	10	0	0	1	83.0	74	46	42	13	47	77
Miliano, Mitchell	0-1	4.43	11	0	0	0	0	20.1	14	10	10	1	18	12
Minaya, Juan	0-2	2.39	22	0	0	0	1	26.1	25	10	7	2	11	27
Nicolas, Kyle	3-5	4.36	12	12	0	0	0	53.2	56	34	26	8	23	63
Ogle, Braeden	0-0	4.91	29	1	0	0	2	33.0	26	21	18	6	28	36
Samaniego, Tyler	2-1	5.51	41	1	0	0	6	47.1	51	31	29	2	23	54
Shortridge, Aaron	11-8	5.01	29	17	2	0	0	138.1	157	86	77	19	49	118
Skenes, Paul	0-0	13.50	2	2	0	0	0	2.2	4	4	4	0	2	5
Solometo, Anthony	2-4	4.35	12	12	0	0	0	51.2	49	27	25	6	14	50
Sullivan, Sean	8-4	3.88	24	21	1	0	0	113.2	106	53	49	13	38	97
Sulser, Beau	0-1	3.86	4	4	0	0	0	14.0	12	7	6	2	2	12
Thomas, Tahnaj	4-2	4.87	36	1	0	0	3	44.1	40	29	24	5	30	26
Toribio, Noe	2-3	3.79	34	0	0	0	3	57.0	48	25	24	6	27	68
Wolf, Jackson	0-4	4.25	8	8	0	0	0	36.0	32	18	17	5	10	30
TOTALS	67-68	4.32	135	135	3	10	26	1176.1	1104	636	564	133	551	1093



EASTERN LEAGUE



Bowie's Jackson Holliday (left) and Somerset's Jasson Dominguez (right) were two of the brightest stars to suit up in the Eastern League in 2023. Dominguez made his MLB debut with the Yankees on September 1, 2023.

LEAGUE INFORMATION

League NameEastern League
 Year Founded1923



DIVISIONAL ALIGNMENT

SOUTHWEST

- Akron RubberDucks
- Altoona Curve
- Bowie Baysox
- Erie SeaWolves
- Harrisburg Senators
- Richmond Flying Squirrels

NORTHEAST

- Binghamton Rumble Ponies
- Hartford Yard Goats
- New Hampshire Fisher Cats
- Portland Sea Dogs
- Reading Fightin Phils
- Somerset Patriots

2024 EASTERN LEAGUE MILEAGE CHART

	AKR	ALT	BNG	BOW	ERI	HAR	HFD	NHM	POR	REA	RIC	SOM
Akron	-	197	385	361	125	306	531	676	740	353	417	422
Altoona	197	-	223	186	199	121	370	514	578	179	263	260
Binghamton	385	223	-	298	266	182	226	295	403	153	400	159
Bowie	361	186	298	-	379	115	328	467	531	134	119	193
Erie	125	199	266	379	-	268	488	575	640	316	449	416
Harrisburg	306	121	182	115	268	-	281	420	484	62	217	141
Hartford	539	378	232	328	485	295	-	134	198	243	447	170
New Hampshire	676	514	295	467	575	420	133	-	99	378	588	300
Portland	740	578	403	531	640	484	208	99	-	443	653	368
Reading	353	179	153	134	316	62	237	378	443	-	254	92
Richmond	417	263	400	119	449	217	446	588	653	254	-	311
Somerset	422	260	159	193	416	141	170	300	368	92	311	-

2024 SCHEDULE & PLAYOFF FORMAT

Schedule 138 games
 Opening Day April 5
 Final Day of the First Half..... June 23
 First Day of the Second Half June 25
 Last Game..... September 15
 Roster Limit.....28

Playoff Format

- Team with the best record in each division after play on June 23 will be declared First Half Champion and qualify for the postseason.
- Team with the best record in each division in the second half of the season, beginning on June 25 and ending on September 15 will be declared Second Half Champion and meet the First Half Champion in a best-of-three series.
- Should the winner of the Second Half in any division be the same as the winner of the First Half, the playoff qualifier will go to the team with the next best overall record for the season.
- Winners of each Divisional Series will meet in a best-of-three Championship Series. The first half winner hosts games two and three of the Divisional Series.

League Statistician
 MLB Advanced Media
 75 Ninth Ave., 5th Floor
 New York, NY 10011

Statistical Minimums
 Batting Title (383 minimum PA)
 ERA Title (114 minimum IP)

2023 EASTERN LEAGUE RECAP

SOUTHWEST DIVISION					NORTHEAST DIVISION				
CLUB	W	L	PCT	GB	CLUB	W	L	PCT	GB
Erie SeaWolves*	75	62	.547	--	Somerset Patriots*	84	53	.613	--
Richmond Flying Squirrels**	74	64	.536	1.5	Binghamton Rumble Ponies**	74	61	.548	9.0
Altoona Curve	67	68	.496	7.0	Portland Sea Dogs	73	63	.537	10.5
Bowie Baysox	67	70	.489	8.0	New Hampshire Fisher Cats	62	72	.463	20.5
Akron RubberDucks*	65	73	.471	10.5	Reading Fightin Phils	59	77	.434	24.5
Harrisburg Senators	59	77	.434	15.5	Hartford Yard Goats	57	76	.429	25.0

* First Half Champion

** Second Half Champion

SOUTHWEST DIVISION SERIES

Erie defeated Richmond, 2-0

EL CHAMPIONSHIP SERIES

Erie clinched first ever EL title with 10-0 thrashing in Game 2.

NORTHEAST DIVISION SERIES

Binghamton defeated Somerset, 2-0

Brant Hurter and Ty Madden combine for 12.1 IP, 3 R as starters.

Erie clinched first ever EL title with 10-0 thrashing in Game 2.

Dom Hamel tossed career-high 7.2 IP in 2-0 clincher.

2023 EASTERN LEAGUE POST-SEASON ALL STARS

Catcher	Nathan Hickey (Portland)
First Base	Carlos De La Cruz (Reading)
Second Base	Oliver Dunn (Reading)
Shortstop	Leo Jimenez (New Hampshire)
Third Base	Coby Mayo (Bowie)
Outfield	Jasson Dominguez (Somerset)
Outfield	Justice Bigbie (Erie)
Outfield	Johnathan Rodriguez (Akron)
Designated Hitter	Hunter Goodman (Hartford)
Utility	Colt Keith (Erie)
Starter	Richard Fitts (Somerset)
Starter	Brant Hurter (Erie)
Starter	Clayton Beeter (Somerset)
Starter	Christian Scott (Binghamton)
Reliever	Luis Guerrero (Portland)
Reliever	Andrew Magno (Erie)

2023 E.L. SEASON-ENDING AWARDS & HONORS

Manager of the Year	Gabe Alvarez (Erie)
Most Valuable Player	Coby Mayo (Bowie)
Pitcher of the Year	Richard Fitts (Somerset)
Top MLB Prospect	Jasson Dominguez (Somerset)



EASTERN LEAGUE

2023 No. 1 Overall Selection Paul Skenes' arrival to the Eastern League was one of the top stories of the 2023 season.

PIRATES' LONGEST, UNINTERRUPTED AFFILIATIONS

The Curve have been the Double-A affiliate of the Pittsburgh Pirates since the franchise started play in 1999. The relationship officially began on September 15, 1998 with the announcement of the first Player Development Contract between the two organizations. Located just 85 miles (as the crow flies) from PNC Park, Altoona's 23-year relationship with the Pirates is the longest-running, uninterrupted minor league affiliate in the 140-year history of the Pittsburgh Pirates. In December of 2020, the two teams announced the extension of their relationship through a brand new 10-year Player Development License created by Major League Baseball. Below is a complete list of Pirates minor league affiliations to last ten seasons or longer.

CLUB	YEARS	CLASS	LEAGUE	CLUB	YEARS	CLASS	LEAGUE
Altoona Curve	25 (1999-pres.)	AA	Eastern	Columbus Jets	14 (1957-1970)	AAA	International
Indianapolis Indians	19 (2005-pres.)	AAA	International	Albany Senators	11 (1940-1950)	A	Eastern
Salem Rebels/Pirates	17 (1964-1980)	A	Carolina	Augusta Pirates/GreenJackets	11 (1988-1998)	A	South Atlantic
Bradenton Marauders	15 (2010-pres.)	A	Florida State Lg	Hickory Crawdads	10 (1999-2008)	A	South Atlantic
Lynchburgh Hillcats	15 (1995-2009)	A-Adv.	Carolina				

Salem, Va. is the only city to host a Pirates affiliate for more total seasons than Altoona. Salem was an affiliate at three different levels for 28 years combined over two different stints (1964-80 & 1990-94). The Salem Rebels (renamed the Pirates in 1972 after Pittsburgh's 1971 World Series title) were the Rookie-level affiliate from 1964-67, then moved up to full-season Class A in 1968 and remained through 1980. After three years as an affiliate of the San Diego Padres and three more with the Texas Rangers, Salem returned to Pirates affiliation in 1987 and were re-named the Buccaneers. The Carolina League became Class A-Advanced in 1990 and Salem remained an affiliate through 1994 before the Pirates moved on to Lynchburg prior to the 1995 campaign.

EASTERN LEAGUE PLAYER OF THE WEEK

1999 Adam Hyzdu July 26-August 1	2012 Starling Marte August 8-15
2000 Adam Hyzdu May 15-21	2012 Adalberto Santos July 23-30
Rob Mackowiak June 3-9	2013 Alex Dickerson July 8-15
Darren Burton August 14-20	2013 Alex Dickerson July 22-29
2001 J.R. House June 11-17	2014 Keon Broxton August 18-25
2002 J.J. Davis July 22-28	2015 Max Moroff April 20-27
Kevin Sefcik August 5-11	2015 Josh Bell April 27-May 4
2003 Josh Bonifay April 28-May 4	2016 Austin Meadows May 30-June 5
Kevin Nicholson June 9-15	2016 Barrett Barnes August 8-14
2004 Yurendell DeCaster June 14-20	2016 Barrett Barnes August 22-28
Josh Bonifay June 28-July 5	2017 Jordan Luplow May 29-June 4
Nate McLouth August 9-15	2018 Jason Martin May 7-13
2005 Josh Bonifay May 9-15	2018 Will Craig June 11-17
2006 Vic Buttler May 8-14	2019 Hunter Owen April 22-28
2007 Steven Pearce June 25-July 1	Logan Hill August 12-18
Jason Delaney July 16-22	
2008 James Boone April 14-21	
2011 Jordy Mercer June 13-20	

EASTERN LEAGUE PITCHER OF THE WEEK

1999 Paul Ah Yat April 19-25	Justin Wilson August 9-16
Bronson Arroyo June 7-13	2011 Aaron Thompson April 7-18
2000 Steve Sparks May 29-June 4	2012 Phil Irwin July 23-30
2001 Mike Gonzalez July 2-8	Jameson Taillon August 20-27
Justin Reid July 16-22	2014 Adrian Sampson July 14-21
2002 John Grabow August 5-11	2015 Tyler Glasnow July 13-20
2004 Ian Snell April 26-May 2	Steven Brault July 27-August 3
Landon Jacobsen June 14-20	2016 Brandon Waddell June 20-26
2005 Hansel Izquierdo July 25-31	2017 Austin Coley August 28-Sept. 4
2006 Mike Connolly May 22-28	2018 Mitch Keller May 14-20
Shane Youman June 26-July 2	Eduardo Vera August 20-26
2007 Luis Munoz May 7-13	2019 James Marvel April 15-21
Luis Munoz August 27-Sept. 3	Domingo Robles August 26-September 2
2008 Yoslan Herrera June 2-9	2021 Roansy Contreras May 18-25
2010 Jared Hughes May 10-17	2022 Mike Burrows May 23-29
Tim Alderson May 24-June 1	Quinn Priester September 5-11

EL MOST VALUABLE PLAYER

1999 Adam Hyzdu

EL PITCHER OF THE YEAR

2003 Sean Burnett

EL ROOKIE OF THE YEAR

2011 Starling Marte

2013 Alex Dickerson

EL MANAGER OF THE YEAR

2010 Matt Walbeck

EL ALL-STAR GAME MVP

2004 Jeff Keppinger

2006 Brett Roneberg

2010 Chase d'Arnaud

2011 Brock Holt

EL POSTSEASON MVP

2010 Justin Wilson

2017 Mitch Keller

MiLB RAWLINGS GOLD GLOVE AWARD

2017 Edwin Espinal, 1B

2018 Ke'Bryan Hayes, 3B

EASTERN LEAGUE

EASTERN LEAGUE CHAMPIONS

1923 Williamsport Billies	1958 Binghamton Triplets	1993 Harrisburg Senators
1924 Williamsport Grays	1959 Springfield Giants	1994 Binghamton Mets
1925 York White Roses	1960 Williamsport Grays/Springfield Giants	1995 Reading Phillies
1926 Scranton Miners	1961 Springfield Giants	1996 Harrisburg Senators
1927 Harrisburg Senators	1962 Elmira Pioneers	1997 Harrisburg Senators
1928 Harrisburg Senators	1963 Charleston Indians	1998 Harrisburg Senators
1929 Binghamton Triplets	1964 Elmira Pioneers	1999 Harrisburg Senators
1930 Wilkes-Barre Barons	1965 Pittsfield Red Sox	2000 New Haven Ravens
1931 Harrisburg Senators	1966 Elmira Pioneers	2001 New Britain Rock Cats/Reading Phillies
1932 Wilkes-Barre Barons	1967 Binghamton Triplets	2002 Norwich Navigators
1933 Binghamton Triplets	1968 Reading Phillies	2003 Akron Aeros
1934 Williamsport Grays	1969 York Pirates	2004 New Hampshire Fisher Cats
1935 Binghamton Triplets	1970 Waterbury Pirates	2005 Akron Aeros
1936 Scranton Miners	1971 Elmira Royals	2006 Portland Sea Dogs
1937 Elmira Pioneers	1972 West Haven Yankees	2007 Trenton Thunder
1938 Elmira Pioneers	1973 Reading Phillies	2008 Trenton Thunder
1939 Scranton Red Sox	1974 Thetford Mines Pirates	2009 Akron Aeros
1940 Binghamton Triplets	1975 Bristol Red Sox	2010 Altoona Curve
1941 Elmira Pioneers	1976 West Haven Yankees	2011 New Hampshire Fisher Cats
1942 Scranton Red Sox	1977 West Haven Yankees	2012 Akron Aeros
1943 Elmira Pioneers	1978 Bristol Red Sox	2013 Trenton Thunder
1944 Binghamton Triplets	1979 West Haven Yankees	2014 Binghamton Mets
1945 Albany Senators	1980 Holyoke Millers	2015 Bowie Baysox
1946 Scranton Red Sox	1981 Bristol Red Sox	2016 Akron RubberDucks
1947 Utica Blue Sox	1982 West Haven A's	2017 Altoona Curve
1948 Scranton Red Sox	1983 New Britain Red Sox	2018 New Hampshire Fisher Cats
1949 Binghamton Triplets	1984 Vermont Reds	2019 Trenton Thunder
1950 Wilkes-Barre Barons	1985 Vermont Reds	2021 Akron RubberDucks
1951 Scranton Red Sox	1986 Vermont Reds	2022 Somerset Patriots
1952 Binghamton Triplets	1987 Harrisburg Senators	2023 Erie SeaWolves
1953 Binghamton Triplets	1988 Albany-Colonie Yankees	
1954 Albany Senators	1989 Albany-Colonie Yankees	
1955 Allentown Cardinals	1990 London Tigers	
1956 Schenectady Blue Jays	1991 Albany-Colonie Yankees	
1957 Reading Indians	1992 Binghamton Mets	

ALTOONA CURVE MID-SEASON ALL-STARS

1999 (Mobile, Ala.)	Kevin Haverbusch (3B)
2000 (Bowie, Md.)	Sam McConnell (LHP)
2001 (Round Rock, Texas)	J.R. House (C)
2002 (Norwich, Conn.)	Shawn Garrett (OF), Chris Spurling (RHP)
2003 (New Britain, Conn.)	Sean Burnett (LHP), Jose Castillo (2B), Shawn Garrett (OF), Mike Johnston (LHP)
	Chan Perry (1B)
2004 (Bowie, Md.)	Bryan Bullington (RHP), Chris Duffy (OF), Jeff Keppinger (2B), Ian Snell (RHP)
2005 (Portland, Maine)	Jose Bautista (3B), Josh Bonifay (1B), Brady Borner (LHP), Rajai Davis (OF)
	Tom Gorzelanny (LHP)
2006 (Altoona, Pa.)	Vic Buttler (OF), Landon Jacobsen (RHP), Brandon Knight (RHP), Simon Pond (1B)
	Brett Roneberg (OF), Shane Youman (LHP)
2007 (Norwich, Conn.)	Dave Davidson (LHP), Luis Munoz (RHP), Steven Pearce (1B), Brian Peterson (C)
	Matt Peterson (RHP), Neil Walker (3B)
2008 (Manchester, N.H.)	Pat Bresnehan (RHP), Jason Delaney (1B), Shelby Ford (2B)^, Yoslan Herrera (RHP)*
	Josh Shortslef (LHP)
2009 (Trenton, N.J.)	Jason Delaney (OF), Brian Friday (SS), Daniel Moskos (LHP)
2010 (Harrisburg, PA)	Chase d'Arnaud (SS), Hector Gimenez (C), Matt Hague (1B), Derek Hankins (RHP)
	Josh Harrison (INF), Rudy Owens (LHP)
2011 (Manchester, N.H.)	Jeremy Farrell (3B), Brock Holt (2B), Jeff Locke (LHP), Starling Marte (CF)
	Aaron Pribanic (RHP)
2012 (Reading, Pa.)	Vic Black (RHP), Ramon Cabrera (C), Brandon Cumpton (RHP), Brock Holt (SS)
2013 (New Britain, Conn.)	Jarek Cunningham (2B), Ethan Hollingsworth (RHP), Casey Sadler (RHP)^
	Adalberto Santos (3B), Jameson Taillon (RHP)%
2014 (Altoona, Pa.)	Ryan Beckman (RHP), Elias Diaz (C), Willy Garcia (OF), Alen Hanson (SS)
	Kenn Kasperek (RHP), Drew Maggi (IF/OF), Adrian Sampson (RHP)
2015 (Portland, Maine)	Josh Bell (1B), Adam Frazier (SS), Max Moroff (2B),
	Dan Gamache (INF), Jason Cready (RHP)
2016 (Akron, Ohio)	Edwin Espinal (1B), Harold Ramirez (OF), Tyler Eppler (RHP), Jared Lakind (LHP)
2017 (Manchester, N.H.)	Wyatt Mathisen (3B), Jordan Luplow (OF)**, Edwin Espinal (1B), Alex McRae (RHP),
	Kevin Kramer (2B)^, Montana DuRapau (RHP)
2018 (Trenton, N.J.)	Will Craig (1B), Ke'Bryan Hayes (3B), Taylor Hearn (LHP), Sean Keselica (LHP)
2019 (Richmond, Va.)	Jason Delay (C), James Marvel (RHP)***, Beau Sulser (RHP), Pedro Vasquez (RHP)
2021 (No game or selections made)	
2022 (No game or selections made)	
2023 (No game or selections made)	

* = Selected to play but did not because of a promotion to Pittsburgh

** = Selected to play but did not because of a promotion to Triple-A Indianapolis

^ = Selected to play but did not because of an injury

% = Did not play

NOTE: From 1999-02 Curve players participated in the Double-A All-Star Game, which included players from the Eastern, Southern and Texas Leagues. The Eastern League began holding its own All-Star Game in 2003.

ALTOONA CURVE POST-SEASON ALL-STARS

2000	Wilson Guzman, LHP	2007	Matt Peterson, RHP	2018	Will Craig, 1B
.....	Adam Hyzdu, OF	2010	Hector Gimenez, C	Ke'Bryan Hayes, 3B
.....	Sam McConnell, LHP	Rudy Owens, LHP	2019	Jared Oliva, OF
2002	Tony Alvarez, OF	2011	Starling Marte, OF	2021	Mason Martin, 1B
.....	Carlos Rivera, 1B	2012	Brock Holt, UTL	Oneil Cruz, SS
2003	Sean Burnett, LHP	2013	Alex Dickerson, OF		
2004	Jeff Keppinger, 2B	2014	Elias Diaz, C		
.....	Ronny Paulino, C	Adrian Sampson, RHP		
.....	Ian Snell, RHP	2015	Max Moroff, 2B		
2005	Jose Bautista, 3B	2016	Erich Weiss, 2B		
2006	Vic Buttler, OF	Eric Wood, 3B		
.....	Shane Youman, LHP	2017	Edwin Espinal, 1B		

ALL-STAR SELECTIONS BY YEAR

1999	1	2005	5	2011	5	2017	6
2000	1	2006	6	2012	4	2018	4
2001	1	2007	6	2013	5	2019	4
2002	2	2008	5	2014	7	2021	0
2003	5	2009	3	2015	5	2022	0
2004	4	2010	6	2016	4	2023	0




300 South Main Street
Akron, OH 44308
Phone: (330) 253-5151
Fax: (330) 253-3300
akronrubberducks.com
@AkronRubberDuck



CANAL PARK

Ballpark.....Canal Park
Capacity.....7,630
Year Opened1997
Fence Height.....LF-CF: 11.5', CF-RF: 12'/40', RF: 8'



HEAD-TO-HEAD RECORDS

YEAR	OVERALL	HOME	AWAY	PCT.
1999	12-10	7-5	5-5	.545
2000	9-11	5-5	4-6	.450
2001	9-11	5-5	4-6	.450
2002	6-14	4-6	2-8	.300
2003	9-11	4-6	5-5	.450
2004	16-4	8-2	8-2	.800
2005	6-13	4-9	2-4	.316
2006	12-12	8-4	4-8	.500
2007	10-11	6-4	4-7	.476
2008	10-14	8-5	2-9	.417
2009	7-17	3-11	4-6	.292
2010	13-6	7-2	6-4	.684
2011	9-11	6-5	3-6	.450
2012	7-14	6-5	1-9	.333
2013	9-13	3-8	6-5	.409
2014	6-14	3-7	3-7	.300
2015	10-12	6-6	4-6	.455
2016	9-12	6-5	3-7	.429
2017	10-10	5-5	5-5	.500
2018	12-10	7-3	5-7	.545
2019	14-4	8-3	6-1	.778
2021	11-13	6-6	5-7	.458
2022	11-13	5-7	6-6	.458
2023	10-8	6-6	4-2	.555
TOTALS	237-260	136-130	101-138	.476

SERIES SWEEPS

Last by Altoona at Altoona	Last by Altoona at Akron
2-game.... 4/26-27/10	2-game..... N/A
3-game.... 4/13-15/17	3-game.... 4/19-21/10
4-game.... 8/26-29/19	4-game.....4/4-7/19
6-game..... N/A	6-game..... N/A
Last by Akron at Altoona	Last by Akron at Akron
2-game..... N/A	2-game.... 4/13-15/09
3-game..... 9/1-3/09	3-game.... 4/21-23/17
4-game.... 5/22-25/17	4-game.... 5/19-22/08
6-game..... N/A	6-game..... N/A

TEAM INFORMATION/PERSONNEL

First Year1997
Affiliation..... Cleveland Guardians (1997)
League Titles..... 6 ('03, '05, '09, '12, '16, '21)
Last Playoff Appearance.....2021 (Won Champ.)
2023 Record.....65-73 (5th - Southwest Div.)
2023 Attendance265,936 (8th)

Chief Executive Officer Ken Babby
General ManagerJim Pfander
Media Contact.....Jimmy Farmer
Broadcasters Marco LaNave, Jim Clark

Manager Greg Dicenso (1st season)
Pitching Coach Cody Buckel
Hitting Coach..... Jordan Becker
Asst. Hitting Coach..... Amanda Kamekona
Bench Coach..... Kyle Lindquist
Athletic Trainer Derrik Diaz
Strength Coach Mo Cuevas

Curve Hotel in Akron..... Fairfield Inn & Suites Akron Fairlawn
.....208 Springside Dr.
.....Akron, OH 44333
.....PH: (310) 665-0641

2024 SERIES (21)

at Altoona (12)	at Akron (9)
April 23 (Tues.).. 6:00 p.m.	April 5 (Fri.)..... 7:05 p.m.
April 24 (Wed.) 11:00 a.m.	April 6 (Sat.)..... 6:05 p.m.
April 25 (Thur.)... 6:00 p.m.	April 7 (Sun.)..... 1:05 p.m.
April 26 (Fri.)..... 6:00 p.m.	
April 27 (Sat.).... 4:00 p.m.	May 14 (Tues.).. 11:05 a.m.
April 28 (Sun.).... 1:00 p.m.	May 15 (Wed.).... 6:35 p.m.
	May 16 (Thur.).... 6:35 p.m.
June 25 (Tues.) .. 6:00 p.m.	May 17 (Fri.)..... 7:05 p.m.
June 26 (Wed.)... 6:00 p.m.	May 18 (Sat.)..... 7:05 p.m.
June 27 (Thur.)... 6:00 p.m.	May 19 (Sun.) 1:05 p.m.
June 28 (Fri.)..... 6:00 p.m.	
June 29 (Sat.).... 6:00 p.m.	
June 30 (Sun.).... 6:00 p.m.	

CURVE vs. AKRON SERIES INFO

All-Time vs. Akron237-268
at Altoona136-130
at Akron101-138
Postseason vs. Akron.....7-15
2023 vs. Akron 10-8
at Altoona 6-6
at Akron 4-2
Best Record vs. Akron 16-4 (2004)
Worst Record vs. Akron.....7-17 (2009)
Largest Margin of Victory..... 14 (4/20/06, 18-4)
Largest Margin of Defeat..... 12 (8/6/04, 16-4)
Longest Winning Streak7, June 4-24, 2004
Longest Losing Streak 10, April 25-July 13, 2002

EASTERN LEAGUE



211 Henry Street
 Binghamton, NY 13901
 Phone: (607) 723-6387
 Fax: (607) 723-7779
 bingrp.com
 @RumblePoniesBB



TEAM INFORMATION/PERSONNEL

First Year 1992
 Affiliation New York Mets (1992)
 League Titles 3 ('92, '94, '14)
 Last Playoff Appearance 2017 (Lost ELDS)
 2023 Record 74-61 (2nd - Northeast Div.)
 2023 Attendance 206,911 (12th)

Ownership... David Sobotka - Southpaw Resources LLC
 General Manager John "JB" Bayne
 Media Contact Jacob Wilkins
 Broadcasters Jacob Wilkins, Matt Levine

Manager Reid Brignac (3rd season)
 Pitching Coach AJ Sager
 Hitting Coach Darin Everson
 Bench Coach Mariano Duncan
 Development Coach Juan Loyo
 Athletic Trainer Vaness Weisbach
 Performance Coach Ryan Orr

Curve Hotel in Binghamton Holiday Inn Downtown Binghamton
 2-8 Hawley St.
 Binghamton NY 13901
 PH: (607) 722-1212

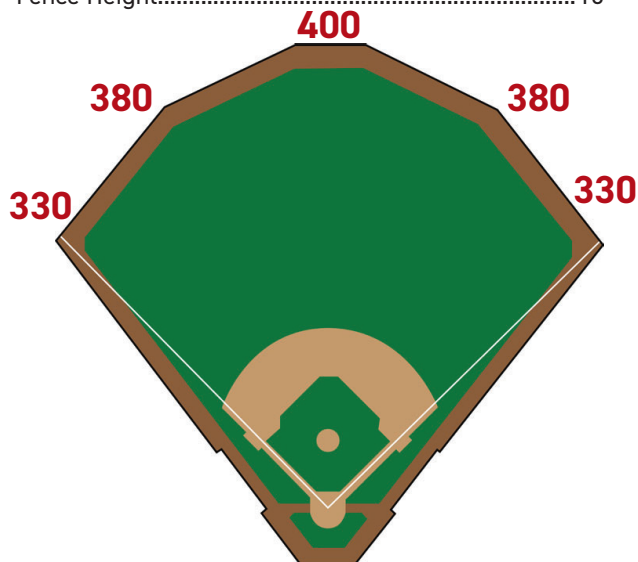
2024 SERIES (0)
 at Altoona (0) at Binghamton (0)

CURVE vs. BINGHAMTON SERIES INFO

All-Time vs. Binghamton 120-94
 at Altoona 61-45
 at Binghamton 59-49
 Postseason vs. Binghamton N/A
 2023 vs. Binghamton 5-1
 at Altoona 5-1
 at Binghamton 0-0
 Best Record vs. Binghamton 8-1 (2018)
 Worst Record vs. Binghamton 2-6 (2008)
 Largest Margin of Victory 12, (8/29/16, 13-1)
 Largest Margin of Defeat 11 (5/29/00, 11-0)
 Longest Winning Streak 10, June 8, 2005-May 14, 2006
 Longest Losing Streak 6, May 30-July 2, 2013

MIRABITO STADIUM

Ballpark Mirabito Stadium
 Capacity 6,012
 Year Opened 1992
 Fence Height 10'



HEAD-TO-HEAD RECORDS

YEAR	OVERALL	HOME	AWAY	PCT.
1999	4-3	1-2	3-1	.571
2000	2-5	2-2	0-3	.286
2001	3-4	1-2	2-2	.429
2002	4-3	3-0	1-3	.571
2003	6-2	3-1	3-1	.750
2004	4-2	3-1	1-1	.667
2005	7-3	6-1	1-2	.700
2006	4-3	4-0	0-3	.571
2007	3-6	1-2	2-4	.333
2008	2-6	1-3	1-3	.250
2009	4-4	2-2	2-2	.500
2010	5-5	1-3	4-2	.500
2011	6-4	2-1	4-3	.600
2012	6-4	1-2	5-2	.600
2013	5-10	2-4	3-6	.333
2014	4-6	3-4	1-2	.400
2015	5-5	3-3	2-2	.500
2016	10-6	5-5	5-1	.625
2017	3-3	2-1	1-2	.500
2018	8-1	3-1	5-0	.889
2019	6-4	3-2	3-2	.600
2021	9-3	4-2	5-1	.750
2022	5-1	0-0	5-1	.833
2023	5-1	5-1	0-0	.833
TOTALS	120-94	61-45	59-49	.560

EASTERN LEAGUE

SERIES SWEEPS

Last by Altoona at Altoona	Last by Altoona at Bing.
2-game N/A	2-game 6/14-15/19
3-game 5/17-19/02	3-game 6/12-14/18
4-game 5/12-14/06	4-game N/A
6-game N/A	6-game N/A
Last by Bing. at Altoona	Last by Bing. at Bing.
2-game N/A	2-game N/A
3-game 6/7-9/13	3-game 5/19-21/06
4-game N/A	4-game N/A
6-game N/A	6-game N/A



4101 NE Crain Highway
 Bowie, MD 20716
 Phone: (301) 805-6000
 Fax: (301) 464-4911
 baysox.com
 @BowieBaysox



TEAM INFORMATION/PERSONNEL

First Year 1993
 Affiliation Baltimore Orioles (1993)
 League Titles 1 (2015)
 Last Playoff Appearance 2021 (Lost in Champ Series)
 2022 Record 68-70 (4th - Southwest)
 2022 Attendance 174,537 (11th)

Ownership Maryland Baseball Holding, LLC.
 General Manager Brian Shallcross
 Media Contact Andre Magaro
 Broadcasters Andre Magaro, Gareth Kwok

Manager Roberto Mercado (1st season)
 Pitching Coach Austin Meine
 Hitting Coach Josh Bunselmeyer
 Fundamentals Coach Chase Seby
 Development Coach Billy Facticeau
 Athletic Trainer Julio Ibarra
 Strength and Conditioning Coach Sam Sauer

Curve Hotel in Bowie Crowne Plaza Annapolis
 173 Jennifer Road
 Annapolis, MD 21401
 PH: (410) 266-3131

2024 SERIES (24)


at Altoona (12)		at Bowie (12)	
July 9 (Tues.)..... 6:00 p.m.	April 16 (Tues.)... 6:05 p.m.		
July 10 (Wed.) 6:00 p.m.	April 17 (Wed.) . 11:05 a.m.		
July 11 (Thur.).... 6:00 p.m.	April 18 (Thur.)... 6:35 p.m.		
July 12 (Fri.) 6:00 p.m.	April 19 (Fri.) 7:05 p.m.		
July 13 (Sat.) 6:00 p.m.	April 20 (Sat.) 6:35 p.m.		
July 14 (Sun.) 1:00 p.m.	April 21 (Sun.) 1:05 p.m.		
Aug. 13 (Tues.) ... 6:00 p.m.	June 18 (Tues.) .. 6:35 p.m.		
Aug. 14 (Wed.) 6:00 p.m.	June 19 (Wed.) ... 6:35 p.m.		
Aug. 15 (Thur.) ... 6:00 p.m.	June 20 (Thur.)... 6:35 p.m.		
Aug. 16 (Fri.) 6:00 p.m.	June 21 (Fri.) 7:05 p.m.		
Aug. 17 (Sat.) 6:00 p.m.	June 22 (Sat.) 6:35 p.m.		
Aug. 18 (Sun.) 6:00 p.m.	June 23 (Sun.) 1:05 p.m.		

CURVE vs. BOWIE SERIES INFO

All-Time vs. Bowie 188-206
 at Altoona 94-98
 at Bowie 94-108
 Postseason vs. Bowie 4-3
 2023 vs. Bowie 12-12
 at Altoona 7-5
 at Bowie 5-7
 Best Record vs. Bowie 8-3 (2016)
 Worst Record vs. Bowie 1-5 (2013)
 Largest Margin of Victory 12 (8/22/04, 12-0)
 Largest Margin of Defeat 16 (8/1/08, 19-3)
 Longest Winning Streak 9, Aug. 25, 2005-May 25, 2006
 Longest Losing Streak 7, June 4-July 14, 2017

PRINCE GEORGE'S STADIUM

Ballpark Prince George's Stadium
 Capacity 10,000
 Year Opened 1994
 Fence Height 8'



HEAD-TO-HEAD RECORDS

YEAR	OVERALL	HOME	AWAY	PCT.
1999	9-11	5-5	4-6	.450
2000	10-10	5-5	5-5	.500
2001	11-9	6-4	5-5	.550
2002	13-7	7-3	6-4	.650
2003	11-9	7-3	4-6	.550
2004	10-10	5-5	5-5	.500
2005	12-6	5-2	7-4	.667
2006	7-10	5-8	2-2	.412
2007	11-13	5-9	6-4	.458
2008	7-5	3-3	4-2	.583
2009	9-12	4-6	5-6	.429
2010	2-5	1-2	1-3	.286
2011	4-8	1-7	3-1	.333
2012	6-7	2-4	4-3	.462
2013	1-5	1-2	0-3	.167
2014	11-8	4-3	7-5	.579
2015	9-5	5-2	4-3	.643
2016	8-3	3-1	5-2	.727
2017	5-14	3-5	2-9	.263
2018	5-8	2-4	3-4	.385
2019	5-9	3-3	2-6	.357
2021	4-8	2-3	2-5	.333
2022	6-12	3-3	3-9	.333
2023	12-12	7-5	5-7	.500
TOTALS	188-206	94-97	94-109	.477

SERIES SWEEPS

Last by Altoona at Altoona	Last by Altoona at Bowie
2-game N/A	2-game 6/12-13/01
3-game 5/11-13/15	3-game 8/21-23/15
4-game 5/22-25/06	4-game 9/2-5/05
6-game N/A	6-game N/A
Last by Bowie at Altoona	Last by Bowie at Bowie
2-game 6/28-29/06	2-game N/A
3-game 5/8-9/12	3-game 5/22-24/18
4-game 7/8-11/11	4-game 6/26-29/17
6-game N/A	6-game N/A



110 East 10th Street
 Erie, PA 16501
 Phone: (814) 456-1300
 Fax: (814) 456-7520
 seawolves.com
 @erie_seawolves



TEAM INFORMATION/PERSONNEL

First Year 1999
 Affiliation Detroit Tigers (2001)
 League Titles 1 (2023)
 Last Playoff Appearance 2023 (Won EL Champ.)
 2023 Record 75-62 (1st - Southwest)
 2023 Attendance 307,555 (11th)

Owner Fernando Aguirre
 President/GM Greg Coleman
 Media Contacts Greg Gania
 Broadcasters Greg Gania, Sam Lebowitz

Manager Gabe Alvarez (3rd season)
 Pitching Coach Juan Pimentel
 Hitting Coach CJ Wamsley
 Bench Coach Matt Malott
 Athletic Trainer Bryce Hietpas
 Strength Coach Paul Synenkyj

Curve Hotel in Erie Country Inn and Suites by Radisson
 8050 Peach St
 Erie, PA 16509
 PH: (814) 866-5544

2024 SERIES (18)


at Altoona (6)		at Erie (12)	
June 11 (Tues.) .. 6:00 p.m.	May 21 (Tues.).... 6:05 p.m.		
June 12 (Wed.)... 6:00 p.m.	May 22 (Wed.)... 11:05 a.m.		
June 13 (Thur.)... 6:00 p.m.	May 23 (Thurs.).. 6:05 p.m.		
June 14 (Fri.)..... 6:00 p.m.	May 24 (Fri.) 6:05 p.m.		
June 15 (Sat.)..... 6:00 p.m.	May 25 (Sat.) 6:05 p.m.		
June 16 (Sun.).... 6:00 p.m.	May 26 (Sun.) 6:05 p.m.		
	July 23 (Tues.).... 6:05 p.m.		
	July 24 (Wed.) 1:05 p.m.		
	July 25 (Thur.).... 6:05 p.m.		
	July 26 (Fri.)..... 6:05 p.m.		
	July 27 (Sat.) 6:05 p.m.		
	July 28 (Sun.) 1:35 p.m.		

CURVE vs. ERIE SERIES INFO

All-Time vs. Erie 254-239
 at Altoona 118-118
 at Erie 136-121
 Postseason vs. Erie 3-0
 2023 vs. Erie 10-14
 at Altoona 5-7
 at Erie 5-7
 Best Record vs. Erie 15-5 (2015)
 Worst Record vs. Erie 7-15 (2014)
 Largest Margin of Victory 12 (7/28/02, 14-2)
 Largest Margin of Defeat 17 (7/7/09, 19-2)
 Longest Winning Streak .. 8, 3x, last - June 9-Aug. 25, 2016
 Longest Losing Streak 6, 2x, last - April 8-17, 2009

UPMC PARK

Ballpark UPMC Park
 Capacity 6,000
 Year Opened 1995
 Fence Height LF: 16', CF-RCF: 8', RF: 10'



HEAD-TO-HEAD RECORDS

YEAR	OVERALL	HOME	AWAY	PCT.
1999	9-14	4-9	5-5	.391
2000	13-7	5-5	8-2	.650
2001	8-12	6-4	2-8	.400
2002	13-7	6-4	7-3	.650
2003	8-12	2-8	6-4	.400
2004	7-13	4-6	3-7	.350
2005	7-11	2-6	5-5	.389
2006	13-6	4-3	9-3	.684
2007	7-9	3-4	4-5	.438
2008	11-7	4-2	7-5	.611
2009	11-14	4-6	7-8	.440
2010	11-9	4-6	7-3	.550
2011	11-7	7-3	4-4	.611
2012	15-8	9-2	6-6	.652
2013	8-14	5-6	3-8	.364
2014	7-15	4-7	3-8	.318
2015	15-5	7-4	8-1	.750
2016	13-7	6-3	7-4	.650
2017	13-8	7-3	6-5	.619
2018	11-9	5-5	6-4	.550
2019	13-10	7-6	6-4	.565
2021	11-12	6-5	5-7	.478
2022	9-9	2-4	7-5	.500
2023	10-14	5-7	5-7	.417
TOTALS	254-239	118-118	136-121	.515

EASTERN LEAGUE

SERIES SWEEPS

Last by Altoona at Altoona	Last by Altoona at Erie
2-game N/A	2-game 4/13-14/18
3-game 7/4-7/19	3-game 6/3-5/19
4-game N/A	4-game .. 8/31-9/3/12
6-game N/A	6-game N/A
Last by Erie at Altoona	Last by Erie at Erie
2-game N/A	2-game N/A
3-game 5/1-3/09	3-game 8/15-17/14
4-game 5/6-9/99	4-game 5/10-13/12
6-game N/A	6-game N/A



First National Bank Field / City Island
 Harrisburg, PA 17101
 Phone: (717) 231-4444
 Fax: (717) 231-4445
 senatorsbaseball.com
 @HbgSenators



TEAM INFORMATION/PERSONNEL

First Year 1987
 Affiliation Washington Nationals (1991)
 League Titles 6 ('87, '93, '96, '97, '98, '99)
 Last Playoff Appearance 2019 (Lost in ELDS)
 2023 Record 59-77 (6th - Southwest)
 2023 Attendance 273,768 (7th)

President Kevin Kulp
 General Manager Randy Whitaker
 Media Contact Terry Byrom
 Broadcasters Terry Byrom, Frankie Vernouski

Manager Delino DeShields (2nd season)
 Pitching Coach Rigo Beltran
 Hitting Coach Jeff Livesey
 Coach Oscar Salazar
 Athletic Trainer Don Neidig
 Strength Coach Ryan Grose
 Curve Hotel in Harrisburg Hotel Indigo - Harrisburg Hershey
 765 Eisenhower Blvd.
 Harrisburg, PA 17111
 PH: (717) 558-7676

2024 SERIES (18)

at Altoona (9)

April 9 (Tues.)..... 6:00 p.m.
 April 10 (Wed.) ... 6:00 p.m.
 April 11 (Thur.)... 6:00 p.m.
 April 12 (Fri.)..... 6:00 p.m.
 April 13 (Sat.)..... 4:00 p.m.
 April 14 (Sun.) ... 1:00 p.m.

 July 4 (Thur.)..... 7:00 p.m.
 July 5 (Fri.)..... 6:00 p.m.
 July 6 (Sat.)..... 6:00 p.m.

at Harrisburg (9)

April 30 (Tues.)... 6:30 p.m.
 May 1 (Wed.)..... 12:00 p.m.
 May 2 (Thur.)..... 6:30 p.m.
 May 3 (Fri.) 7:00 p.m.
 May 4 (Sat.)..... 6:00 p.m.
 May 5 (Sun.)..... 1:00 p.m.


 July 1 (Mon.)..... 7:00 p.m.
 July 2 (Tues.)..... 7:00 p.m.
 July 3 (Wed.) 7:00 p.m.

CURVE vs. HARRISBURG SERIES INFO

All-Time vs. Harrisburg235-206
 at Altoona 134-84
 at Harrisburg101-122
 Postseason vs. Harrisburg..... 3-1
 2023 vs. Harrisburg 9-9
 at Altoona 5-1
 at Harrisburg 4-8
 Best Record vs. Harrisburg 10-4 (2014)
 Worst Record vs. Harrisburg.....5-11 (2011)
 Largest Margin of Victory.....12, 2x, last - (8/7/10, 18-6)
 Largest Margin of Defeat..... 12, 2x, last - (5/25/18, 14-2)
 Longest Winning Streak 10, April 16-July 12, 2014
 Longest Losing Streak .. 6, August 26, 2007-July 4, 2008

FNB FIELD

Ballpark..... FNB Field
 Capacity..... 6,187
 Year Opened 1987
 Fence Height.....LF: 8', LCF-RCF: 16', RF: 8'



HEAD-TO-HEAD RECORDS

YEAR	OVERALL	HOME	AWAY	PCT.
1999	10-7	5-2	5-5	.588
2000	12-8	8-2	4-6	.600
2001	11-9	6-4	5-5	.550
2002	12-8	8-2	4-6	.600
2003	13-7	7-3	6-4	.650
2004	13-7	9-1	4-6	.650
2005	8-9	6-4	2-5	.471
2006	13-10	7-2	6-8	.565
2007	11-8	5-3	6-5	.579
2008	8-13	3-8	5-5	.381
2009	7-3	2-2	5-1	.700
2010	12-8	6-4	6-4	.600
2011	5-11	2-4	3-7	.313
2012	6-8	3-4	3-4	.429
2013	7-11	2-5	5-6	.389
2014	10-4	7-0	3-4	.714
2015	9-11	5-5	4-6	.450
2016	7-10	5-6	2-4	.412
2017	11-6	7-3	4-3	.647
2018	11-8	7-2	4-6	.579
2019	7-13	5-5	2-8	.350
2021	9-9	5-7	4-2	.500
2022	14-9	9-5	5-4	.609
2023	9-9	5-1	4-8	.500
TOTALS	235-206	134-84	101-122	.533

SERIES SWEEPS

Last by Altoona at Altoona	Last by Altoona at Harrisburg
2-game... 8/22-23/18	2-game..... N/A
3-game..... 7/4-6/14	3-game.. 4/30-5/2/10
4-game... 4/21-24/14	4-game..... N/A
6-game..... N/A	6-game..... N/A
Last by Harrisburg at Altoona	Last by Harrisburg at Harrisburg
2-game..... N/A	2-game..... N/A
3-game... 4/15-17/19	3-game.... 6/28-29/15
4-game..... N/A	4-game.. 8/30-9/2/19
6-game..... N/A	6-game..... N/A



1214 Main Street
Hartford, CT 06103
Phone: (860) 246-4628
Fax: (860) 247-4628
yardgoatsbaseball.com
@GoYardGoats



TEAM INFORMATION/PERSONNEL

First Year2016
Affiliation..... Colorado Rockies (2016)
League Titles..... 2 ('83, '01, both in New Britain)
Last Playoff Appearance 2009 (New Britain) (Lost in ELDS)
2023 Record.....57-76 (6th - Northeast)
2023 Attendance.....402,731 (3rd)

Directors Josh & Jim Solomon, Jennifer Goorno
President Tim Restall
General Manager Mike Abramson
Media Contact..... Jeff Dooley
Broadcasters Jeff Dooley, Dan Lovallo

Manager Bobby Meacham (1st season)
Pitching Coach Dan Meyer
Hitting Coach..... Zach Osborne
Bench Coach..... Luis Lopez
Athletic Trainer Coy Coker
Physical Performance Coach Ryan Hurston

Curve Hotel in Hartford ...Hilton Garden Inn Hartford South/Glastonbury
..... 85 Glastonbury Blvd.
..... Glastonbury, CT 06033
..... PH: (860) 659-5003

2024 SERIES (6)

at Altoona (0)

at Hartford (6)

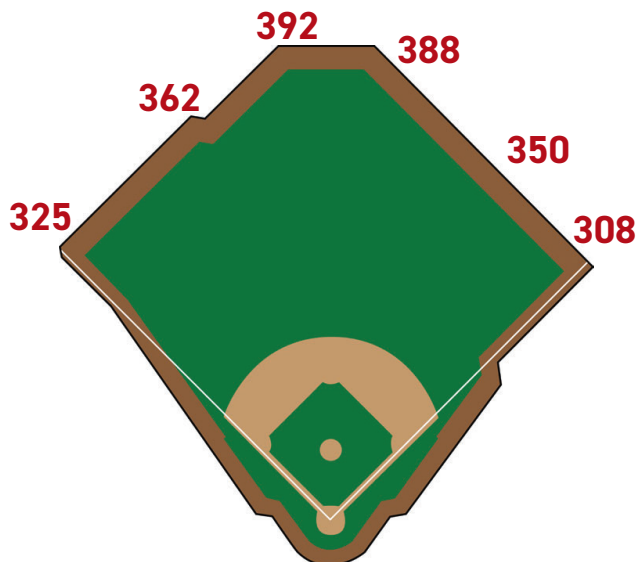
Sept. 3 (Tues) 7:10 p.m.
Sept. 4 (Wed)..... 7:10 p.m.
Sept. 5 (Thur) 7:10 p.m.
Sept. 6 (Fri)..... 7:10 p.m.
Sept. 7 (Sat)..... 6:10 p.m.
Sept. 8 (Sun)..... 1:10 p.m.

CURVE vs. HARTFORD SERIES INFO

All-Time vs. Hartford.....20-17
at Altoona 11-6
at Hartford..... 9-11
Postseason vs. HartfordN/A
2023 vs. Hartford..... 4-2
at Altoona 4-2
at Hartford..... 0-0
Best Record vs. Hartford..... 7-2 (2017)
Worst Record vs. Hartford 2-4 (2016)
Largest Margin of Victory..... 8 (2x, 6/30/21, 15-7)
Largest Margin of Defeat..... 16 (5/25/23, 16-0)
Longest Winning Streak ..6, June 24, 2017-June 1, 2018
Longest Losing Streak5, July 19, 2016-June 17, 2017

DUNKIN' DONUTS PARK

Ballpark..... Dunkin' Donuts Park
Capacity.....6,056
Year Opened2017
Fence Height..... LF: 8', CF: 20', RF: 21'



HEAD-TO-HEAD RECORDS

YEAR	OVERALL	HOME	AWAY	PCT.
2016	2-4	2-1	0-3*	.333
2017	7-2	2-1	5-1	.778
2018	2-3	1-1	1-2	.400
2019	3-3	2-1	1-2	.500
2021	2-3	0-0	2-3	.400
2022	0-0	0-0	0-0	--
2023	4-2	4-2	0-0	.667
TOTALS	20-17	11-6	9-11	.540

*The Curve went 0-3 in three "road" games against Hartford in Altoona during the 2016 season

EASTERN LEAGUE

SERIES SWEEPS

Last by Altoona at Altoona	Last by Altoona at Hartford
2-game N/A	2-game N/A
3-game N/A	3-game.... 8/21-23/17
4-game N/A	4-game N/A
6-game N/A	6-game N/A
Last by Hartford at Altoona	Last by Hartford at Hartford
2-game N/A	2-game N/A
3-game...7/19-20/16*	3-game N/A
4-game N/A	4-game N/A
6-game N/A	6-game N/A



1 Line Drive
 Manchester, NH 03101
 Phone: (603) 641-2005
 Fax: (603) 641-2055
 nhfishercats.com
 @fishercats



TEAM INFORMATION/PERSONNEL

First Year 2004
 Affiliation Toronto Blue Jays (2004)
 League Titles 3 (2004, 2011, 2018)
 Last Playoff Appearance 2018 (Won ELCS)
 2022 Record 59-79 (5th - Northeast)
 2022 Attendance 282,514 (7th)

Owner Diamond Baseball Holdings
 President Mike Ramshaw
 General Manager Mike Neis
 Media Contact Bob Lipman
 Broadcasters Bob Lipman

Manager Cesar Martin (4th season)
 Pitching Coach Joel Bonnett
 Hitting Coach Mitch Huckabay
 Bullpen Coach Eric Yardley
 Position Coach Chris Schaeffer, Delta Cleary Jr.
 Athletic Trainer Roelvis Vargas, Dalton Holemo
 Strength Coach Casey Callison, Zach Kollar

Curve Hotel in Manchester Tru By Hilton Manchester Downtown
 135 Spring Street
 Manchester, N.H. 03101
 PH: (603) 669-3000

2024 SERIES (6)

at Altoona (6) at New Hampshire (0)

Aug. 27 (Tues.) ... 6:00 p.m.
 Aug. 28 (Wed.) ... 6:00 p.m.
 Aug. 29 (Thur.) ... 6:00 p.m.
 Aug. 30 (Fri.) ... 6:00 p.m.
 Aug. 31 (Sat.) ... 6:00 p.m.
 Sept. 1 (Sun.) ... 1:00 p.m.

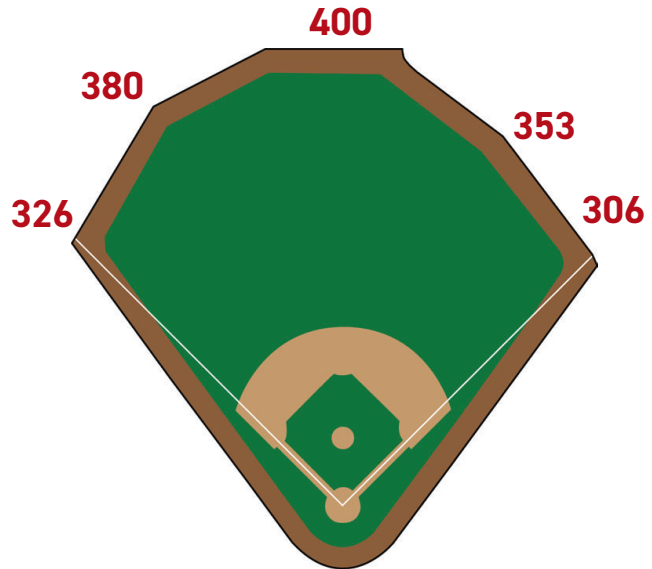
EASTERN LEAGUE

CURVE vs. NEW HAMPSHIRE SERIES INFO

All-Time vs. New Hampshire 59-57
 at Altoona 31-29
 at Manchester 28-28
 Postseason vs. New Hampshire 0-3
 2023 vs. New Hampshire 0-4
 at Altoona 0-3
 at Manchester 0-1
 Best Record vs. New Hampshire 7-0 (2013)
 Worst Record vs. New Hampshire 0-4 (2023)
 Largest Margin of Victory 12 (8/15/08, 12-0)
 Largest Margin of Defeat 13 (6/12/15, 14-1)
 Longest Winning Streak 7, June 18-July 28, 2013
 Longest Losing Streak ..5, August 16, 2018-May 31, 2019

DELTA DENTAL STADIUM

Ballpark Delta Dental Stadium
 Capacity 6,500
 Year Opened 2005
 Fence Height 12'



HEAD-TO-HEAD RECORDS

YEAR	OVERALL	HOME	AWAY	PCT.
2004	3-3	1-2	2-1	.500
2005	3-3	2-1	1-2	.500
2006	3-3	1-2	2-1	.500
2007	3-3	1-2	2-1	.500
2008	4-2	1-2	3-0	.667
2009	3-3	1-2	2-1	.500
2010	3-3	2-1	1-2	.500
2011	2-4	2-2	0-2	.333
2012	3-4	3-1	0-3	.429
2013	7-0	3-0	4-0	1.000
2014	1-5	0-3	1-2	.167
2015	4-3	2-1	2-2	.571
2016	3-3	2-1	1-2	.500
2017	5-2	3-1	2-1	.714
2018	4-2	2-1	2-1	.667
2019	1-5	1-2	0-3	.167
2021	0-0	0-0	0-0	N/A
2022	7-5	4-2	3-3	.583
2023	0-4	0-3	0-1	.000
TOTALS	59-57	31-29	28-28	.509

SERIES SWEEPS

Last by Altoona at Altoona Last by Altoona at N.H.
 2-game N/A 2-game N/A
 3-game ... 6/18-20/13 3-game ... 8/15-17/08
 4-game N/A 4-game ... 7/25-28/13
 6-game N/A 6-game N/A
 Last by N.H. at Altoona Last by N.H. at N.H.
 2-game N/A 2-game ... 6/21-23/11
 3-game ... 4/6-8/2023 3-game ... 5/21-23/19
 4-game N/A 4-game N/A
 6-game N/A 6-game N/A



271 Park Avenue
 Portland, ME 04102
 Phone: (207) 874-9300
 Fax: (207) 780-0317
 seadogs.com
 @PortlandSeaDogs



TEAM INFORMATION/PERSONNEL

First Year 1994
 Affiliation Boston Red Sox (2003)
 League Titles 1 (2006)
 Last Playoff Appearance 2022 (Lost in ELDS)
 2023 Record 73-63 (3rd - Northeast)
 2023 Attendance 403,957 (2nd)

Ownership Diamond Baseball Holdings
 President/General Manager Geoff Iacuesa
 Media Contact Chris Cameron, Emma Tiedemann
 Broadcasters Emma Tiedemann, Rylee Pay

Manager Chad Epperson (3rd season)
 Pitching Coach Sean Issac
 Hitting Coach Chris Hess
 Development Coach Justin Frometa
 Coach Mickey Jiang
 Coach Kyle Sasala
 Athletic Trainer Bobby Stachura
 Strength Coach Donny Gress

Curve Hotel in Portland Holiday Inn Express & Suites South Portland
 303 Sable Oaks Drive
 South Portland, ME 04106
 PH: (207) 775-3900

2024 SERIES (12)

at Altoona (6) at Portland (6)

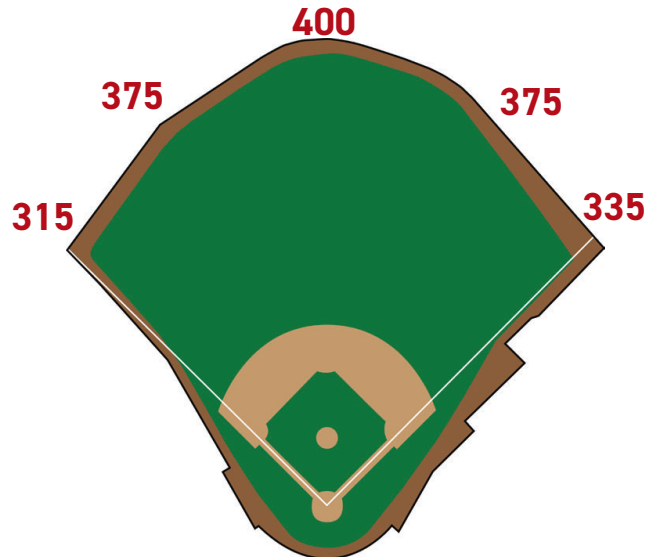
May 28 (Tues.).... 6:00 p.m. Aug. 6 (Tues.) 6:00 p.m.
 May 29 (Wed.).... 6:00 p.m. Aug. 7 (Wed.) 6:00 p.m.
 May 30 (Thur.).... 6:00 p.m. Aug. 8 (Thur.).... 12:05 p.m.
 May 31 (Fri.) 6:00 p.m. Aug. 9 (Fri.) 6:00 p.m.
 May 1 (Sat.) 6:00 p.m. Aug. 10 (Sat.) 6:00 p.m.
 May 2 (Sun.) 1:00 p.m. Aug. 11 (Sun.) 1:00 p.m.

CURVE vs. PORTLAND SERIES INFO

All-Time vs. Portland 66-66
 at Altoona 37-29
 at Portland 29-37
 Postseason vs. Portland N/A
 2023 vs. Portland 0-0
 at Altoona 0-0
 at Portland 0-0
 Best Record vs. Portland 6-1 (2000)
 Worst Record vs. Portland 1-5 (2014)
 Largest Margin of Victory 10, 2x, last - (8/3/00, 12-2)
 Largest Margin of Defeat 11, (8/14/12, 13-2)
 Longest Winning Streak ..8, June 27, 2003-July 9, 2004
 Longest Losing Streak 5, June 10-21, 2014

HADLOCK FIELD

Ballpark Hadlock Field
 Capacity 7,368
 Year Opened 1994
 Fence Height LF: 37', CF: 8', RF: 16'



HEAD-TO-HEAD RECORDS

YEAR	OVERALL	HOME	AWAY	PCT.
1999	2-5	2-2	0-3	.286
2000	6-1	3-1	3-0	.857
2001	2-5	2-3	0-2	.286
2002	3-4	2-2	1-2	.429
2003	3-3	0-2	3-1	.500
2004	6-2	4-0	2-2	.750
2005	4-2	2-1	2-1	.667
2006	1-3	1-2	0-1	.250
2007	5-1	2-1	3-0	.833
2008	2-4	2-1	0-3	.333
2009	3-3	2-1	1-2	.500
2010	5-1	3-0	2-1	.833
2011	2-5	0-3	2-2	.286
2012	2-4	2-1	0-3	.333
2013	4-2	2-1	2-1	.667
2014	1-5	0-2	1-3	.167
2015	2-4	1-2	1-2	.333
2016	3-2	1-0	2-2	.600
2017	3-3	2-1	1-2	.500
2018	4-3	2-2	2-1	.571
2019	3-4	2-1	1-3	.429
2021	0-0	0-0	0-0	N/A
2022	0-0	0-0	0-0	N/A
2023	0-0	0-0	0-0	N/A
TOTALS	66-66	37-29	29-37	.500

EASTERN LEAGUE

SERIES SWEEPS

Last by Altoona at Altoona	Last by Altoona at Portland
2-game N/A	2-game N/A
3-game 6/22-24/10	3-game 8/7-9/07
4-game 4/8-11/04	4-game N/A
6-game N/A	6-game N/A
Last by Portland at Altoona	Last by Portland at Portland
2-game 6/10-11/14	2-game 5/25-26/01
3-game 6/3-5/11	3-game 8/14-16/12
4-game N/A	4-game N/A
6-game N/A	6-game N/A



1900 South Centre Ave.
 Reading, PA 19605
 Phone: (610) 375-8469
 Fax: (610) 373-5868
 fightins.com
 @ReadingFightins



TEAM INFORMATION/PERSONNEL

First Year 1952
 Affiliation Philadelphia Phillies (1967)
 League Titles 5 ('57, '68, '73, '95, '01)
 Last Playoff Appearance 2019 (Lost in ELDS)
 2023 Record 59-77 (5th - Northeast)
 2023 Attendance 385,478 (4th)

Managing Partner Craig Stein
 General Manager Scott Hunsicker
 Media Contact Jake Starr
 Broadcasters Bob McCool, Jake Starr

Manager Al Pedrique (2nd season)
 Pitching Coach Riley McCauley
 Hitting Coach Brock Stassi
 Development Coach Karl Ellison
 Athletic Trainer Meaghan Flaherty
 Strength Coach Bruce Peditto

Curve Hotel in Reading Doubletree Hotel
 701 Penn Street
 Reading, PA 19601
 PH: (610) 375-8000

2024 SERIES (0)

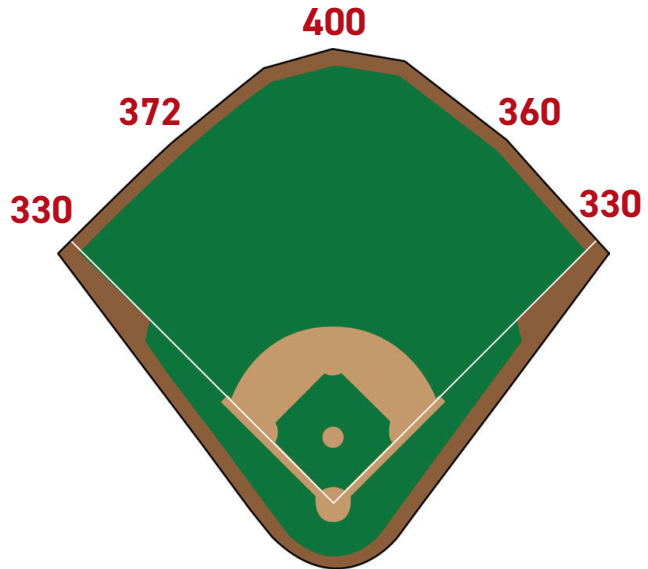
at Altoona (0) at Reading (0)

CURVE vs. READING SERIES INFO

All-Time vs. Reading 157-168
 at Altoona 88-77
 at Reading 69-91
 Postseason vs. Reading N/A
 2023 vs. Reading 6-5
 at Altoona 3-3
 at Reading 3-2
 Best Record vs. Reading 5-1 (2017)
 Worst Record vs. Reading 1-5 (2019)
 Largest Margin of Victory 11 (8/10/14, 13-2)
 Largest Margin of Defeat 14 (8/7/16, 14-0)
 Longest Winning Streak 7, April 5-May 2, 2003
 Longest Losing Streak 7, July 6-August 19, 2002

FIRSTENERGY STADIUM

Ballpark FirstEnergy Stadium
 Capacity 9,000
 Year Opened 1951
 Fence Height 18'



HEAD-TO-HEAD RECORDS

YEAR	OVERALL	HOME	AWAY	PCT.
1999	5-11	1-5	4-6	.313
2000	9-11	4-6	5-5	.450
2001	8-12	5-5	3-7	.400
2002	6-14	3-7	3-7	.300
2003	13-7	8-2	5-5	.650
2004	14-5	7-2	7-3	.737
2005	14-8	8-3	6-5	.636
2006	9-7	6-3	3-4	.563
2007	11-10	8-6	3-4	.524
2008	7-11	5-7	2-4	.389
2009	8-13	5-6	3-7	.381
2010	7-5	5-3	2-2	.583
2011	5-10	2-4	3-6	.333
2012	6-3	2-1	4-2	.667
2013	3-7	3-3	0-4	.300
2014	2-4	1-2	1-2	.333
2015	2-4	1-2	1-2	.333
2016	3-6	2-1	1-5	.333
2017	5-1	2-1	3-0	.833
2018	6-4	2-1	4-3	.600
2019	1-5	1-2	0-3	.167
2021	0-0	0-0	0-0	N/A
2022	7-5	4-2	3-3	.583
2023	6-5	3-3	3-2	.545
TOTALS	151-163	85-74	66-89	.481

SERIES SWEEPS

Last by Altoona at Altoona	Last by Altoona at Reading
2-game 8/27-28/04	2-game N/A
3-game 6/1-2/07	3-game 7/24-26/17
4-game 8/25-27/03	4-game N/A
6-game N/A	6-game N/A
Last by Reading at Altoona	Last by Reading at Reading
2-game 5/12-13/03	2-game N/A
3-game 6/27-29/11	3-game 8/2-4/19
4-game N/A	4-game 5/20-23/13
6-game N/A	6-game N/A

EASTERN LEAGUE



3001 N. Arthur Ashe Boulevard
 Richmond, VA 23230
 Phone: (804) 359-3866
 Fax: (804) 359-1373
 squirrelsbaseball.com
 @gosquirrels



TEAM INFORMATION/PERSONNEL

First Year2010
 Affiliation.....San Francisco Giants (2010)
 League Titles.....N/A
 Last Playoff Appearance.....2023 (Lost in ELDS)
 2023 Record.....74-64 (2nd - Southwest)
 2023 Attendance.....428,541 (1st)

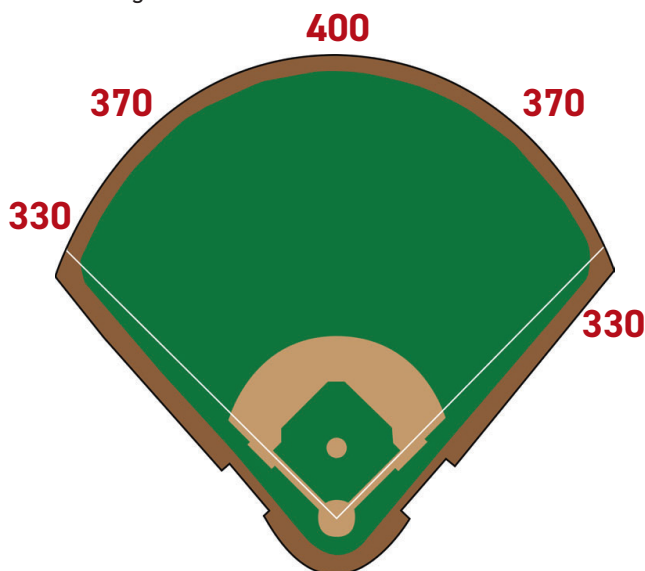
President/Managing Partner..... Lou DiBella
 Chief Executive Officer..... Todd Parnell
 Vice President & General Manager..... Ben Rothrock
 Media Contact..... Trey Wilson
 Broadcasters..... Trey Wilson, Blaine McCormick

Manager..... Dennis Pelfrey (3rd season)
 Pitching Coach..... Paul Oseguera
 Hitting Coach..... Cory Elasiak
 Fundamentals Coach.....Lipso Nava
 Athletic Trainer..... Tim Vigue
 Strength Coach..... Michelle Kuda

Curve Hotel in Richmond.....Fairfield Inn & Suites Richmond Innsbrook
9937 Mayland Drive
Richmond, VA 23233
PH: (804) 545-4200

THE DIAMOND

Ballpark..... The Diamond
 Capacity.....9,560
 Year Opened.....1985
 Fence Height.....10'



HEAD-TO-HEAD RECORDS

YEAR	OVERALL	HOME	AWAY	PCT.
2010	16-10	8-3	8-7	.615
2011	8-9	6-5	2-4	.471
2012	12-9	10-4	2-5	.571
2013	10-11	6-5	4-6	.476
2014	10-11	9-5	1-6	.476
2015	10-10	5-5	5-5	.500
2016	16-6	9-1	7-5	.727
2017	7-9	3-3	4-6	.438
2018	9-6	5-4	4-2	.600
2019	13-8	6-5	7-3	.619
2021	6-5	2-3	4-2	.545
2022	10-8	8-4	2-4	.556
2023	10-8	4-2	6-6	.556
TOTALS	137-110	81-49	56-61	.555

EASTERN LEAGUE

2024 SERIES (24)

at Altoona (12)

at Richmond (12)

July 30 (Tue.)..... 6:00 p.m. June 4 (Tue.)..... 6:35 p.m.
 July 31 (Wed.).. 12:05 p.m. June 5 (Wed.)..... 6:35 p.m.
 Aug. 1 (Thur.)..... 6:00 p.m. June 6 (Thur.)..... 6:35 p.m.
 Aug. 2 (Fri.)..... 6:00 p.m. June 7 (Fri.)..... 6:35 p.m.
 Aug. 3 (Sat.)..... 6:00 p.m. June 8 (Sat.)..... 6:05 p.m.
 Aug. 4 (Sun.)..... 6:00 p.m. June 9 (Sun.)..... 1:35 p.m.

Sept. 10 (Tue.).... 6:00 p.m. Aug. 20 (Tue.)... 6:35 p.m.
 Sept. 11 (Wed.)... 6:00 p.m. Aug. 21 (Wed.).... 6:35 p.m.
 Sept. 12 (Thur.).. 6:00 p.m. Aug. 22 (Thur.)... 6:35 p.m.
 Sept. 13 (Fri.)..... 6:00 p.m. Aug. 23 (Fri.)..... 6:35 p.m.
 Sept. 14 (Sat.)..... 6:00 p.m. Aug. 24 (Sat.)..... 6:05 p.m.
 Sept. 15 (Sun.).... 1:00 p.m. Aug. 25 (Sun.).... 1:35 p.m.

CURVE vs. RICHMOND SERIES INFO

All-Time vs. Richmond.....137-110
 at Altoona.....81-49
 at Richmond.....56-61
 Postseason vs. Richmond.....N/A
 2023 vs. Richmond.....10-8
 at Altoona.....4-2
 at Richmond.....6-6
 Best Record vs. Richmond.....16-6 (2016)
 Worst Record vs. Richmond.....7-9 (2017)
 Largest Margin of Victory.....12 (8/24/13(2), 13-1)
 Largest Margin of Defeat.....12 (8/28/21, 15-3)
 Longest Winning Streak . 13, April 22-August 4, 2016
 Longest Losing Streak . 4, 6x, last - June 26-July 27, 2019

SERIES SWEEPS

Last by Altoona at Altoona	Last by Altoona at Richmond
2-game.....5/2-3/17	2-game..... N/A
3-game.....8/2-4/16	3-game.. 4/30-5/2/18
4-game.. 7/31-8/3/14	4-game.... 5/12-15/16
6-game..... N/A	6-game..... N/A
Last by Richmond at Altoona	Last by Richmond at Richmond
2-game..... N/A	2-game..... N/A
3-game..... N/A	3-game....5/27-29/14
4-game.....5/4-7/15	4-game..... N/A
6-game..... N/A	6-game..... N/A



TD Bank Ballpark
 1 Patriots Park
 Somerset, NJ 08807
 Phone: (908) 252-0700
 MiLB.com/Somerset
 @SomPatriots



TEAM INFORMATION/PERSONNEL

First Year 1998
 Affiliation New York Yankees (2021)
 League Titles 1 (2022)
 Last Playoff Appearance 2023 (Lost in ELDS)
 2023 Record 84-53 (1st Northeast)
 2023 Attendance 352,293 (5th)

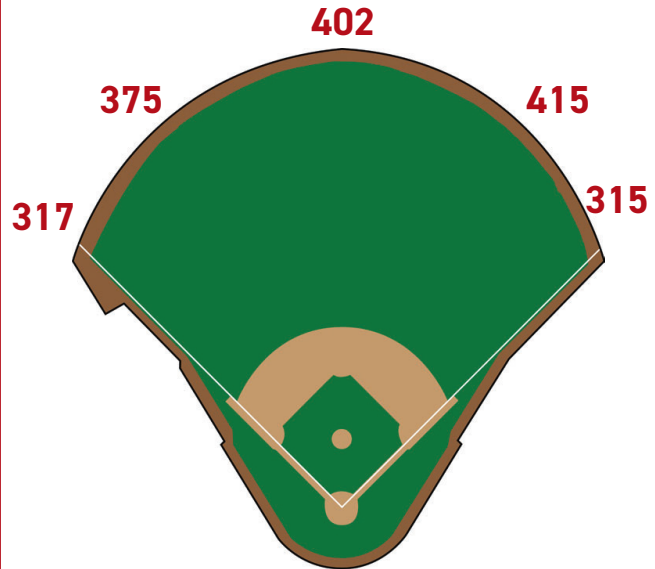
Ownership The Kalafer Family
 President/General Manager Patrick McVerry
 Media Contact Marc Russinoff, Steven Cusumano
 Broadcasters Steven Cusumano, Eli Fishman

Manager Raul Dominguez (2nd season)
 Pitching Coach Brett DeGagne
 Hitting Coach Kevin Martir
 Defensive Coach Aaron Bossi
 Athletic Trainer Brandon Rodriguez
 Strength Coach Isiah McDonald

Curve Hotel in Somerset ... Delta Hotels by Marriott Somerset
 110 Davidson Avenue
 Somerset, NJ 08873
 PH: (732) 764-6429

TD Bank Ballpark

Ballpark TD Bank Ballpark
 Capacity 6,100
 Year Opened 1999
 Fence Height 8'



2024 SERIES (9)

at Altoona (6)

May 7 (Tues.) 11:00 a.m.
 May 8 (Wed.) 6:00 p.m.
 May 9 (Thur.) 12:05 p.m.
 May 10 (Fri.) 6:00 p.m.
 May 11 (Sat.) 4:00 p.m.
 May 12 (Sun.) 1:00 p.m.

at Somerset (3)

July 19 (Fri.) 7:05 p.m.
 July 20 (Sat.) 7:05 p.m.
 July 21 (Sun.) 5:05 p.m.

HEAD-TO-HEAD RECORDS

YEAR	OVERALL	HOME	AWAY	PCT.
2021	6-6	3-3	3-3	.500
2022	2-4	2-4	0-0	.333
2023	1-5	0-0	1-5	.167
TOTALS	9-15	5-7	4-8	.375

EASTERN LEAGUE

CURVE vs. SOMERSET SERIES INFO


All-Time vs. Somerset 9-15
 at Altoona 5-7
 at Somerset 4-8
 Postseason vs. Somerset 0-0
 2023 vs. Somerset 1-5
 at Altoona 0-0
 at Somerset 1-5
 Best Record vs. Somerset 6-6 (2021)
 Worst Record vs. Somerset 1-5 (2023)
 Largest Margin of Victory 8 (8/20/21, 11-3)
 Largest Margin of Defeat 10 (7/22/21, 10-0)
 Longest Winning Streak 3 (8/18-21, 2021)
 Longest Losing Streak 5 (5/14/22-6/16/23)

SERIES SWEEPS

Last by Altoona at Altoona		Last by Altoona at Somerset	
2-game N/A	3-game N/A	2-game N/A	3-game N/A
4-game N/A	6-game N/A	4-game N/A	6-game N/A
Last by Somerset at Altoona		Last by Somerset at Somerset	
2-game N/A	3-game N/A	2-game N/A	3-game N/A
4-game N/A	6-game N/A	4-game N/A	6-game N/A



PIRATES ORGANIZATION



Bubba Chandler headlines the next wave of Pirates pitching prospects, he struck out 9 batters in 5.0 innings in his Curve debut in September of 2023. Pittsburgh's minor league system ranks as the 9th-best in baseball according to The Athletic's Keith Law entering the 2024 season.



PITTSBURGH PIRATES BASEBALL CLUB

PNC PARK AT NORTH SHORE
 115 FEDERAL STREET
 PITTSBURGH, PA 15212
 (412) 323-5000
 www.pirates.com

EXECUTIVE

Chairman of the Board..... Bob Nutting
 President Travis Williams
 Executive Vice President, Baseball Operations & General Manager Ben Cherington
 Executive Vice President & Chief Financial Officer..... Jim Plake
 Executive Vice President Marketing & Fan Engagement..... Stephen Perkins
 Executive Vice President Partnerships & Hospitality..... David Burke
 Executive Vice President & PNC Park General Manager..... Dennis DaPra
 Senior Executive Assistant, Team President Molly Trunzo

BASEBALL OPERATIONS

Sr. VP, Assistant General Manager Sarah Gelles
 Sr. VP, Assistant General Manager Kevan Graves
 Sr. VP, Assistant General Manager Steve Sanders
 Sr. VP, Assistant General Manager Bryan Stroh
 Special Assistant, Player Personnel..... Oz Ocampo
 Vice President, Strategy and Research Dan Fox
 Vice President, Scouting..... Joe DelliCarri
 Vice President, Player Personnel..... Steve Williams
 Director, Amateur Scouting..... Justin Horowitz
 Director, Pro Scouting..... Will Lawton
 Director, International Scouting Junior Vizcaino
 Assistant Director, Baseball Operations..... Trey Rose
 Assistant Director, Amateur Scouting Mike Mangan
 Special Assistant, Baseball Operations..... Kevin Young
 Special Assistant, Baseball Operations..... Scott Elarton

PLAYER DEVELOPMENT

Director, Coaching & Player Development John Baker
 Assistant Director, Coaching & Player Development Michael Chernow
 Assistant Director, Coaching & Player Development Shawn Johnston
 Senior Advisor/Coaching & Player Development..... Brad Fischer
 Special Advisor/Pitching Development Dewey Robinson
 Minor League Field Coordinator..... Shawn Bowman
 Assistant Field & Complex Coordinator Jim Horner
 Major League Integrated Baseball Performance Coach Jonny Tucker
 Head of Methodology - Coaching & Development..... Bart Hanegraaff
 Coordinator - Pitching Development Josh Hopper
 Coordinator - Complex Hitting..... Callix Crabbe
 Coordinator - Hitting Development Jonathan Johnston
 Minor League Infield Coordinator..... Chris Truby
 Minor League Catching Coordinator..... Chad Noble
 Minor League Outfield and Baserunning Coordinator..... Kieran Mattison
 Latin American Field Coordinator Gera Alvarez
 Latin American Pitching Coordinator Amaury Telemaco
 Director, Mental Performance & Learning Bernie Holliday
 Director, International Development Hector Morales
 Coordinator, Mental Performance Tyson Holt
 Minor League Pattern & Throwing Coordinator..... Victor Black
 Minor League Athletic Training Coordinator Dru Scott

PIRATES ORGANIZATION



Owner Bob Lozinak dons the Pittsburgh Pirates cap at a press conference announcing the Curve's affiliation with the Bucs back in 1998



INDIANAPOLIS INDIANS • TRIPLE-A EAST LEAGUE

Ballpark..... Victory Field
 Address 501 West Maryland St.
 Indianapolis, IN 46225
 Telephone (317) 269.3542
 Website www.indyindians.com
 Twitter @indyindians
 General Manager Randy Lewandowski
 Public Relations Cheyne Reiter, Anna Kayser

Manager Miguel Perez
 Pitching Coach Drew Benes
 Bullpen Coach Cibney Bello
 Hitting Coach Eric Munson
 Integrated Baseball Performance Coach Bart Hanegraff
 Bench Coach Chris Truby
 Catching Coach Chad Noble
 Trainer Tyler Brooks, Caroline Sarris
 Strength Coach Alan Burr, Ryoji Ejima



GREENSBORO GRASSHOPPERS • HIGH-A EAST LEAGUE

Ballpark..... First National Bank Field
 Address 408 Bellemeade Street
 Greensboro, NC 27401
 Telephone (336) 268.2255
 Website www.gsohoppers.com
 Twitter @GSOHoppers
 General Manager Tim Vangel
 Public Relations Callie Cline

Manager Blake Butler
 Pitching Coach Matt Myers
 Hitting Coach Jonathan Prieto
 Integrated Baseball Performance Coach Quentin Brown
 Bench Coach Casey Harms
 Trainer Casey Lee
 Strength Coach Zach Paulumbo



BRADENTON MARAUDERS • LOW-A SOUTHEAST LEAGUE

Ballpark..... LECOM Park
 Address 1611 9th Street West
 Bradenton, FL 34205
 Telephone (941) 747.3031
 Website www.bradentonmarauders.com
 Twitter @The_Marauders
 General Manager Craig Warzecha
 Public Relations Thomas Zinzarella

Manager Jim Horner
 Pitching Coach Matt Ford
 Hitting Coach Scott Seabolt
 Integrated Baseball Performance Coach Ernesto Irrizarry
 Development Coach Gustavo Omana
 Trainer Alexa Dehaeseleer
 Strength Coach Nick Ritchie



FCL PIRATES • ROOKIE FLORIDA COAST LEAGUE

Ballpark..... LECOM Park/Pirate City
 Address 1701 27th Street East
 Bradenton, FL 24201
 Telephone (941) 747.3031
 Website www.pirates.com

Manager Kieran Mattison
 Pitching Coach Renny Duarte, Mick Fieldbinder
 Hitting Coach Khelyn Smith, Curt Wilson
 Coaches Ernesto Irizarry, Jonathan Prieto
 Trainer TBA
 Strength Coach John Lantigua



DSL PIRATES • ROOKIE FOREIGN DOMINICAN SUMMER LEAGUE

Ballpark..... Pirates DSL Academy
 Address Carretera Mella KM 31
 La Gina, De Hato Viejo
 De Guerra, Santo Domingo, D.R.
 Telephone (849) 622.8050
DSL Pirates 1
 Manager TBD
 Pitching Coach TBD
 Hitting Coach TBD
 Coach TBD

Trainer TBD
 Strength Coach TBD
DSL Pirates 2
 Manager TBD
 Pitching Coach TBD
 Hitting Coach TBD
 Coach TBD
 Strength Coach TBD

PIRATES ORGANIZATION

TOP 30 PIRATES PROSPECTS

MLBPipeline.com

1Paul Skenes, RHP
2Termarr Johnson, 2B
3Jared Jones, RHP
4Anthony Solometo, LHP
5Bubba Chandler, RHP
6Thomas Harrington, RHP
7Braxton Ashcraft, RHP
8Mitch Jebb, SS
9Tsung-Che Cheng, SS
10Jack Brannigan, INF
11Mike Burrows, RHP
12Lonnie White Jr., OF
13Zander Meuth, RHP
14Hunter Barco, LHP
15Michael Kennedy, LHP
16Shalin Polanco, OF
17Yordany De Los Santos, INF
18Jun-Seok Shim, RHP
19Garret Forrester, INF/C
20Jackson Wolf, LHP
21Jase Bowen, OF/1B
22Kyle Nicolas, RHP
23Patrick Reilly, RHP
24Enmanuel Terrero, OF
25Jesus Castillo, OF
26Jhonny Severino, INF
27Estuar Suero, OF
28Tres Gonzalez, OF
29Omar Alfonzo, C
30Bralyn Brazonan, OF

Baseball America

1Paul Skenes, RHP
2Bubba Chandler, RHP
3Jared Jones, RHP
4Termarr Johnson, 2B
5Anthony Solometo, LHP
6Thomas Harrington, RHP
7Tsung-Che Cheng, SS
8Quinn Priester, RHP
9Nick Gonzales, 2B
10Braxton Ashcraft, RHP
11Mitch Jebb, SS
12Jack Brannigan, SS
13Kyle Nicolas, RHP
14Mike Burrows, RHP
15Matt Gorski, OF
16Zander Meuth, RHP
17Lonnie White, OF
18Hunter Barco, LHP
19Jun-Seok Shim, RHP
20Michael Kennedy, LHP
21Jackson Wolf, LHP
22Alik Williams, SS
23Estuar Suero, OF
24Bralyn Brazoban, OF
25Garret Forrester, 3B
26Carlson Reed, RHP
27Jase Bowen, OF
28Tres Gonzalez, OF
29Brandon Bidois, RHP
30Colin Selby, RHP

AMONG BASEBALL'S TOP PROSPECTS

MLBPipeline.com Top 100

3 Paul Skenes
44Termarr Johnson
62Jared Jones
82Anthony Solometo
93Bubba Chandler

Baseball America Top 100

9Paul Skenes, RHP
59Bubba Chandler, RHP
74Jared Jones, RHP
77Termarr Johnson, 2B

MLBPipeline.com Top 10 by Position

1, 2BTermarr Johnson
1, RHPPaul Skenes
5, LHPAnthony Solometo

Baseball America Top 10 by Position

1, 2BTermarr Johnson
1, RHPPaul Skenes
5, LHPAnthony Solometo

BASEBALL AMERICA'S PIRATES' BEST TOOLS

Best Hitter for Average Termarr Johnson
Best Power Hitter Tony Blanco Jr.
Best Strike-Zone Discipline Mitch Jebb
Fastest Baserunner Jesus Castillo
Best Athlete Lonnie White Jr.
Best Fastball Paul Skenes
Best Curveball Quinn Priester
Best Slider Jared Jones

Best Changeup Po-Yu Chen
Best Control Thomas Harrington
Best Defensive Catcher Carter Bins
Best Defensive Infielder Jack Brannigan
Best Infield Arm Jack Brannigan
Best Defensive Outfielder Hudson Head
Best Outfield Arm Canaan Smith-Njigba

PIRATES ORGANIZATION

NO. 1 PIRATES PROSPECTS TO PLAY FOR THE CURVE

A complete list of Pirates prospects with the No. 1 pre-season ranking by *Baseball America* that have played for the Curve. Year(s) reflect the season or seasons of their top ranking only. (*Tyler Glasnow made two starts on MLB Rehab in 2016)

PLAYER	YEAR(S)	GAMES PLAYED	PLAYER	YEAR(S)	GAMES PLAYED
J.R. House, C	2001-02	142	Gerrit Cole, RHP	2012	12
John Van Benschoten, RHP	2003	17	Tyler Glasnow, RHP	2015-16*	14
Neil Walker, 2B	2006	10	Mitch Keller, RHP	2018	14
Andrew McCutchen, OF	2007	118	Paul Skenes, RHP	2024	2
Pedro Alvarez, 3B	2009	60			

PIRATES MiLB PLAYERS OF THE YEAR

Since 2000, the Pirates have been honoring a minor league player and pitcher with a yearly award. They are recognized for their achievement during a September pregame ceremony at PNC Park in Pittsburgh and a plaque hangs on the wall in the Woody Huyke clubhouse in Bradenton showing each winner.


YEAR	BOB FRIEND PITCHER OF THE YEAR
2000	Wilson Guzman
2001	Sean Burnett
2002	Sean Burnett
2003	Ian Snell
2004	Zach Duke
2005	Paul Maholm
2006	Tom Gorzelanny
2007	John Van Benschoten
2008	Jeff Sues
2009	Rudy Owens
2010	Rudy Owens
2011	Kyle McPherson
2012	Jeff Locke
2013	Tyler Glasnow
2014	Tyler Glasnow
2015	Yeudy Garcia
2016	Mitch Keller
2017	Steven Brault
2018	J.T. Brubaker
2019	James Marvel
2021	Adrian Florencio
2022	Quinn Priester
2023	No award

YEAR	HONUS WAGNER PLAYER OF THE YEAR
2000	J.R. House
2001	Humberto Cota
2002	Walter Young
2003	Chris Shelton
2004	Brad Eldred
2005	Jose Bautista
2006	Andrew McCutchen
2007	Steve Pearce
2008	Jim Negrych
2009	Pedro Alvarez
2010	Alex Presley
2011	Robbie Grossman
2012	Gregory Polanco
2013	Andrew Lambo
2014	Josh Bell
2015	Max Moroff
2016	Josh Bell
2017	Jordan Luplow
2018	Ke'Bryan Hayes
2019	Mason Martin
2021	Matt Fraizer
2022	Endy Rodriguez
2023	No award

bold - played in Altoona that season

BATTING AVERAGE (Min. 300 PA)

Miguel Andujar	IND	.338
Tres Gonzalez	BRD/GBO	.289
Jackson Glenn	GBO/ALT	.284
Nick Gonzales	IND	.281
Canaan Smith-Njigba	IND	.280




ERA (Min. 90.0 IP)

Anthony Solometo	GBO/ALT	3.26
Thomas Harrington	BRD/GBO	3.53
Jared Jones	ALT/IND	3.85
Sean Sullivan	ALT	3.88
Quinn Priester	IND	4.00

HOME RUNS

Jase Bowen	GBO/ALT	23
Matt Gorski	ALT/IND	20
Rodolfo Nolasco	BRD	20
Jack Brannigan	BRD/GBO	19
2 others tied at		18



WINS

Aaron Shortridge	ALT/IND	12
Bubba Chandler	GBO/ALT	10
Derek Diamond	BRD/GBO	10
Quinn Priester	IND	9
2 others tied at		8

RBI

Jase Bowen	GBO/ALT	95
Miguel Andujar	IND	86
Canaan Smith-Njigba	IND	74
Rodolfo Nolasco	BRD	72
Javier Rivas	FCL/BRD	63





SAVES

Cy Nielson	GBO	10
Elijah Birdsong	BRD	8
Oliver Garcia	ALT	7
Julian Bosnic	BRD/GBO	7
5 others tied at		6

STOLEN BASES

Jesus Castillo	BRD	39
Deivis Nadal	BRD	33
Chavez Young	IND/ALT	32
Mike Jarvis	GBO/ALT	31
Juan Machado	DSL	29



STRIKEOUTS

Thomas Harrington	BRD/GBO	146
Jared Jones	ALT/IND	146
Bubba Chandler	GBO/ALT	128
Kyle Nicolas	ALT/IND	127
Po-Yu Chen	GBO	124

FUTURES GAME PARTICIPANTS

The Curve have sent at 21 players to the MLB All-Star Futures Game in game's 25-year history. A complete list is below.

1999 (Boston).....	Yamid Haad, C	2011 (Arizona).....	Bryan Morris, RHP
2000 (Atlanta).....	None	2012 (Kansas City).....	Starling Marte, OF
2001 (Seattle).....	J.R. House, C	2013 (New York, NL).....	Gerrit Cole, RHP
2002 (Milwaukee).....	Tony Alvarez, OF	2014 (Minnesota).....	Gregory Polanco, OF
2003 (Chicago, AL).....	Jose Castillo, 2B	2015 (Cincinnati).....	None
.....	John Van Benschoten, RHP	2016 (San Diego).....	Josh Bell, 1B
2004 (Houston).....	Bryan Bullington, RHP	2017 (Miami).....	Dovydas Neverauskas, RHP
.....	Jorge Cortes, OF	2018 (DC).....	None
2005 (Detroit).....	Jose Bautista, 3B	2019 (Cleveland).....	Ke'Bryan Hayes, 3B
.....	Paul Maholm, LHP	2021 (Colorado).....	None
2006 (Pittsburgh).....	None	2022 (Los Angeles).....	Roansy Contreras, RHP*
2007 (San Francisco).....	Steven Pearce, 1B	2023 (Seattle).....	Henry Davis, C*
2008 (New York, NL).....	None		None
2009 (St. Louis).....	Pedro Alvarez, 3B		
2010 (Los Angeles, AL).....	Gorkys Hernandez, OF		

* - Denotes player did not participate due to injury



Listed below are all of the Pittsburgh Pirates draft picks from the 2023 amateur draft. **Bold** indicates a signed player. This year's MLB Draft will be held in Seattle in July and the Pirates will have the first overall pick in the first round for the sixth time in franchise history. The Pirates selected Henry Davis first overall in 2021.



Paul Skenes



Mitch Jebb



Zander Meuth



Garret Forrester



Carlson Reed

Round	Pick	Player	School	Pos.	B/T	DOB
1	1	Paul Skenes	Louisiana State Univ.	RHP	R/R	5/29/02
2	42	Mitch Jebb	Michigan State Univ.	INF	L/R	5/13/02
CB-B	67	Zander Mueth	Belleville East HS (IL)	RHP	R/R	6/22/05
3	73	Garret Forrester	Oregon State Univ.	INF	R/R	11/11/01
4	104	Carlson Reed	West Virginia Univ.	RHP	L/R	11/27/02
5	140	Patrick Reilly	Vanderbilt Univ.	RHP	R/R	10/7/01
6	167	Hunter Furtado	Univ. of Alabama	LHP	L/R	2/18/02
7	197	Jaden Woods	Univ. of Georgia	LHP	L/L	2/1/02
8	227	Austin Strickland	Univ. of Kentucky	RHP	R/R	5/31/02
9	257	Danny Carrion	UC-Davis	RHP	R/R	8/12/01
10	287	Landon Tomkins	Louisiana Tech.	RHP	R/R	6/23/00
11	317	Magdiel Cotto	Univ. of Kentucky	LHP	L/L	6/24/02
12	347	Khristian Curtis	Arizona State Univ.	RHP	R/R	5/9/02
13	377	Charles McAdoo	San Jose State	INF	R/R	3/6/02
14	407	Garrett McMillan	Univ. of Alabama	RHP	L/R	2/10/01
15	437	John Lopez	Puerto Rico Baseball Acad.	C	R/R	10/6/05
16	467	Justin Miknis	Kent State Univ.	C	L/R	9/6/00
17	497	Daniel Cuvet	ESB Academy (FL)	INF	R/R	5/13/05
18	527	Kalae Harrison	North Carolina State	INF	L/R	6/5/02
19	557	Tyler Kennedy	Florida Southwest State Coll.	RHP	R/R	6/7/02
20	587	Peyton Stumbo	Univ. of Nevada	RHP	R/R	6/28/02

PIRATES ORGANIZATION



Paul Skenes (right) and Dylan Crews (left) became the first collegiate teammates to be selected back-to-back at the top of the draft in 2023. Both reached Double-A in their debut season of professional baseball and rank as two of the top-10 prospects in baseball according to MLB Pipeline entering the 2024 season. (Photo by Annie Choinere)



GENERAL INFORMATION



YEARLY ATTENDANCE TOTALS

YEAR	OPENINGS	TOTAL ATTENDANCE	AVG. ATTENDANCE
1999	69	323,932	4,695
2000	66	333,968	5,060
2001	68	348,316	5,122
2002	69	363,871	5,273
2003	65	365,376	5,621
2004	66	394,062	5,970
2005	71	390,239	5,496
2006	66	365,407	5,536
2007	67	356,339	5,318
2008	67	346,973	5,179
2009	64	275,945	4,311
2010	69	286,321	4,150
2011	68	285,906	4,205
2012	63	270,613	4,295
2013	68	286,227	4,209
2014	67	275,823	4,416
2015	70	302,761	4,325
2016	66	272,640	4,131
2017	67	294,486	4,395
2018	65	297,118	4,571
2019	67	308,464	4,604
2020	0	-No Season Due to COVID-19-	0
2021	53	213,686	4,032
2022	66	285,777	4,330
2023	67	308,003	4,597
TOTALS	1,594	7,552,253	4,738

NOTE: Figures do not include the 7,346 fans the Curve drew for their May 15, 2000 exhibition vs. Pittsburgh, the 9,308 who attended the 2006 E.L. All-Star Game, the franchise-record 10,116 who attended the Pirates-Curve Exhibition on March 30, 2013, the 6,055 who attended the 2014 E.L. All-Star Game or the 86,298 fans who attended the Curve's 22 E.L. playoff games at Peoples Natural Gas Field from 2003-06, 2010, and 2015-18.

2023 EASTERN LEAGUE ATTENDANCE (by average)

TEAM	BALLPARK	CAPACITY	TOTAL	OPENINGS	AVERAGE
Richmond Flying Squirrels	The Diamond	9,560	428,541	67	6,396
Portland Sea Dogs	Hadlock Field	7,368	403,957	66	6,121
Hartford Yard Goats	Dunkin Donuts Park	6,056	402,731	64	6,293
Reading Fightin Phils	First Energy Stadium	9,000	385,478	65	5,930
Somerset Patriots	TD Bank Ballpark	6,100	352,293	68	5,181
Altoona Curve	Peoples Natural Gas Field	7,210	308,003	67	4,597
Harrisburg Senators	FNB Field	6,187	273,768	65	4,212
Akron RubberDucks	Canal Park	7,630	265,936	66	4,029
New Hampshire Fisher Cats	Delta Dental Stadium	6,500	236,809	60	3,947
Bowie Baysox	Prince Georges Stadium	10,000	234,527	67	3,500
Erie SeaWolves	UPMC Park	6,000	207,555	67	3,098
Binghamton Rumble Ponies	Mirabito Stadium	6,012	206,911	65	3,183

CURVE ALL-TIME MONTHLY ATTENDANCE

MONTH	TOTAL	OPENINGS	AVERAGE
April	847,621	239	3,547
May	1,442,472	330	4,371
June	1,445,870	300	4,820
July	1,666,198	326	5,111
Aug/Sept	2,150,092	403	5,335
TOTAL	7,552,253	1,594	4,738

CURVE ALL-TIME DAILY ATTENDANCE

DAY	TOTAL	OPENINGS	AVERAGE
Monday	635,980	167	3,808
Tuesday	930,252	227	4,098
Wednesday	958,892	226	4,243
Thursday	984,230	223	4,413
Friday	1,202,434	250	5,019
Saturday	1,506,145	257	5,860
Sunday	1,282,103	254	5,048
TOTAL	7,552,253	1,594	4,738

TOP 10 REGULAR SEASON CROWDS AT PEOPLES NATURAL GAS FIELD

RANK	TOTAL	DATE/OPPONENT	RESULT
1	10,164	8/26/23 vs. Akron	W 9-8
2	9,255	8/10/03 vs. Harrisburg (DH)	L, 4-2 / W, 4-3
3	9,163	7/4/04 vs. Harrisburg	W, 2-0 (7)
4	9,137	7/4/03 vs. Erie	W, 11-5
5	9,017	8/18/06 vs. Harrisburg	W, 13-1
6	8,979	8/22/04 vs. Bowie	W, 12-0
7	8,845	7/4/14 vs. Harrisburg	W, 7-4
8	8,836	8/5/06 vs. New Britain	L, 3-2
9	8,814	7/1/06 vs. Akron	L, 7-0
10	8,806	7/4/19 vs. Erie	W, 6-5 (10)

TOP SERIES ATTENDANCE

TOP 3-DATE SERIES

Total	Dates	Opponent
24,513	August 18-20, 2006	Harrisburg
24,268	August 17-19, 2007	Erie
23,411	August 6-8, 2004	Harrisburg
23,009	August 4-6, 2006	New Britain

TOP 4-DATE SERIES

Total	Dates	Opponent
30,914	August 19-22, 2004	Bowie
29,748	July 15-18, 2004	Reading
29,309	June 30-July 3, 2006	Akron
28,754	July 11-14, 2006	Akron

TOP 6-DATE HOMESTANDS

Total	Dates	Opponent
41,390	August 18-23, 2006	HBG/BOW
39,380	August 5-10, 2005	AKR/BOW
39,032	June 28-July 3, 2006	BOW/AKR
38,795	August 19-24, 2008	POR/NHM
38,259	May 25-30, 2004	REA/NBR

TOP 7-DATE HOMESTANDS

Total	Dates	Opponent
44,488	July 15-21, 2004	REA/ERIE
42,713	Aug. 25-Sept. 1, 2003	REA/ERIE
41,083	July 22-28, 2005	HBG/BIN
41,030	June 20-26, 2005	BOW/NBR
40,676	June 16-22, 2003	TRN/HBG

PEOPLES NATURAL GAS FIELD SEATING BREAKDOWN

Toyota Diamond Club (100 Level)	1,644
Terrace Level (200 Level)	1,204
Grandstand Level (300 Level)	2,666
UPMC Health Plan OF Reserved (500 Level)	800
Stuckey Automotive Third-Base Picnic Pavilion	350
"Rail Kings" (on Party Deck)	40
Skybox Seating	432
Weis First Base Bleachers	400
Total Seating Capacity	7,536

NOTE: From 1999-02 total seating capacity at Peoples Natural Gas Field was listed at 6,176. Prior to the 2003 season an additional 1,034 seats were created with the construction of the new left-field reserved bleacher section, the third-base picnic pavilion and the left-field Party Deck. The total capacity of 7,210 stood through the 2021 season.

MLB ALL-STAR ALUMNI

Every MLB All-Star to play for the Curve is listed below
(* = MLB experience before playing for Altoona)

PLAYER	#	ALL-STAR SEASONS	PLAYER	#	ALL-STAR SEASONS
Pedro Alvarez	1	2013 (PIT)	Mitch Keller	1	2023 (PIT)
Bronson Arroyo	1	2006 (CIN)	Francisco Liriano*	1	2006 (MIN)
Jose Bautista	6	2010-15 (TOR)	Jeff Locke	1	2013 (PIT)
Josh Bell	1	2019 (PIT)	Starling Marte	2	'16 (PIT), '22 (NYY)
Matt Capps	1	2010 (WAS)	Nate McLouth	1	2008 (PIT)
Sean Casey*	3	1999, '01, '04 (CIN)	Andrew McCutchen	5	2011-15 (PIT)
Gerrit Cole	6	'15 (PIT), '18-19 (HOU), '21-23 (NYY)	Austin Meadows	1	2019 (TB)
Jose Contreras*	1	2006 (CWS)	Evan Meek*	1	2010 (PIT)
Elias Diaz	1	2023 (COL)	Charlie Morton*	2	2018 (HOU), 2019 (TB)
Zach Duke	1	2009 (PIT)	Terry Mulholland*	1	1993 (PHI)
Adam Fraizer	1	2021 (PIT)	Bryan Reynolds	1	2021 (PIT)
Josh Harrison	2	2014, '17 (PIT)	Jason Schmidt*	3	2003-04, '06 (SF)
Clay Holmes	1	2022 (NYY)	Ryan Vogelsong*	1	2011 (SF)
Brock Holt	1	2015 (BOS)	Tony Watson	1	2014 (PIT)



“A minor league ballpark is one thing. An amusement park is another. But tucked in the Allegheny Mountains is a place where there’s really no difference.”
-- USA Today, August 8, 2002

Opened on April 15, 1999, **Peoples Natural Gas Field** is widely considered by fans, players, baseball executives and media as one of the finest minor league baseball facilities in America. Located just off Interstate 99 in Altoona, the ballpark features a beautiful brick exterior and the design is modeled after a railroad roundhouse to tie in the industry which helped found the city of Altoona and is still very much present to this day. The inside of Peoples Natural Gas Field features more than 7,200 fixed seats between two levels. The double-deck layout of the seating section allows for expansive lower and upper concourses, giving fans plenty of space to walk around the ballpark without having to fight through a stationary crowd of people. The “Skyliner” roller coaster from neighboring Lakemont Park and the scenic Allegheny Mountains add to the overall beauty of Peoples Natural Gas Field.

FACTS AND FIGURES


Groundbreaking	March 7, 1998
Opened	April 15, 1999
Architects.....	L.D. Astorino Companies, Pittsburgh, PA
Construction.....	Ralph J. Albarano and Sons, Duncansville, PA
Cubic Feet of Concrete.....	270,000
Number of Bricks.....	69,000
Width of Lower Concourse Area.....	80 feet
Home Clubhouse (Sq. Feet).....	4,266
Visiting Clubhouse (Sq. Feet)	1,920
Indoor Batting Cage (Sq. Feet)	5,000
Dugouts	9' x 60'
Skybox Level Height (from field level)	70 feet
Highest Point of Ballpark (from field level)	80 feet
Height of Light Poles (from field level).....	125 feet
Seating Capacity.....	7,536
Luxury Skyboxes.....	21
Party Deck	Left field
Stuckey Automotive Picnic Pavilion.....	Third base
Weis First Base Bleachers	Right-field Line
UPMC Health Plan Home Run Junction (OF Reserved Bleachers).....	Left field

GENERAL INFORMATION



Ticket Prices

Scan the QR code below for all of the latest ticket pricing, promotions, and more at PNG Field for the 2024 season!



Military, Seniors (55 & over) and children (12 & under) receive a \$1.00 discount on all seating. When all ballpark seats are sold out, GA/Standing Room tickets become available for all non-numbered sections. Ticket prices are subject to change based on the event.

BALLPARK DIMENSIONS


LF	325'
LCF	385'
CF	405'
RCF	375'
RF, Deep Corner	385'
RF	325'

Height of Outfield Wall

Fence Height (LF Corner)	16'
LF Fence Height (in front of OF Bleachers) ...	5'
OF Fence Height	8'
CF Fence Height	16'

PNG FIELD GROUND RULES

- Backstop Area:** Everything behind the plate is live. The cables holding the net behind home plate are dead.
- Dugout Areas:** A player may lean over the dugout railing to make a catch but may not step down onto the dugout step. Anything in the photo wells at the end of the dugouts is dead. The runners will advance at the umpire's discretion.
- Outfield Area:** Anything over the yellow line on the outfield fence or the batter's eye is a home run. The tarp may be leaned on but a player may not elevate himself onto the tarp.
- Left Field:** Everything in the bullpen is live unless the ball gets lodged. In this case, the player should raise his hands. Any ball that hits the top of the fence and bounces over is a home run. Any ball that hits the tall wall below the yellow line and bounces into the bleachers results in a home run.



PNG FIELD WORKOUT SCHEDULES

(SUBJECT TO CHANGE)

6 P.M. GAMES		4 P.M. GAMES		7 P.M. GAMES	
Curve BP	3:15-4:15 p.m.	Curve BP	1:15-2:15 p.m.	Curve BP	4:15-5:15 p.m.
Visitors' BP	4:15-5:15 p.m.	Visitors' BP	2:15-3:15 p.m.	Visitors' BP	5:15-6:15 p.m.
Grounds Crew	5:15-6:00 p.m.	Grounds Crew	3:15-4:00 p.m.	Grounds Crew	6:15-7:00 p.m.
1 P.M. GAMES		11 A.M. GAMES		12:05 P.M. GAMES	
Curve BP	10:15 a.m.-11:15 a.m.	Curve BP	8:15-9:15 a.m.	Curve BP	9:15-10:15 a.m.
Visitors' BP	11:15-12:15 p.m.	Visitors' BP	9:15-10:15 a.m.	Visitors' BP	10:15-11:05 a.m.
Grounds Crew	12:15-1:00 p.m.	Grounds Crew	10:15-11:00 a.m.	Grounds Crew	11:05-12:05 p.m.

GENERAL INFORMATION



From PITTSBURGH and Points West: Take I-76/I-376 East to U.S. 22 East. Drive on 22 East for approximately 80 miles. Merge onto I-99/US-220 North approximately six miles from Altoona. Stay on I-99 North and take the Frankstown Road exit (Exit #32). Go straight at the light at the top of the ramp (crossing over Frankstown Road). The ballpark is on the right.

From STATE COLLEGE and Points North: Take U.S. 322 West to I-99/U.S. 220 South. Take Frankstown Road exit (Exit #32). At the top of the ramp, turn right at the light onto Frankstown Road. Take a right at the next light onto Park Avenue. Ballpark is on the right.

From BEDFORD, PA./CUMBERLAND, Md. and Points South: Take I-99/U.S. 220 North toward Altoona. Take the Frankstown Road exit (Exit #32). Go straight at the light at the top of the ramp (crossing over Frankstown Road). The ballpark is on the right.

From HARRISBURG/PHILADELPHIA and Points East: Take Pennsylvania Turnpike West to Bedford exit. Following the toll booths, take a left at the light. Follow signs and get on I-99/U.S. 220 North. Take Frankstown Road exit (Exit #32). Go straight at the light at the top of the ramp (crossing over Frankstown Road). The ballpark is on the right.

From I-80 Traveling East: Take the Philipsburg/Woodland Exit to U.S. 322 East. After about 25 miles, take U.S. 220 South. 220 South merges with I-99 South. Drive on I-99 South for approximately 20 miles. Take the Frankstown Road exit (Exit #32). Turn right at the exit, the ballpark will be to your right.

From I-80 Traveling West: Take the Altoona/Milesburg exit and bear onto U.S. 220 South. After approximately 30 miles merge onto I-99 South. Drive on I-99 South for approximately 20 miles. Take the Frankstown Road exit (Exit #32). Turn right at the exit, the ballpark will be to your right.

VISITING TEAM HOTEL | GYM INFORMATION



OFFICIAL VISITING HOTEL IN ALTOONA

Microtel Inn & Suites
1601 Valley View Boulevard
Altoona, PA 16602
Phone: (814) 946-1400



VISITING CLUB WORKOUT FACILITIES
The Summit Tennis & Athletic Club
2900 Plank Road, Suite 1
Altoona, PA 16601
PH: (814) 946-1668

Gorilla House Gym
3200 Fairway Drive
Altoona, PA 16602
PH: (814) 944-9412

IMPORTANT NUMBERS

Peoples Natural Gas Field

Main Phone: (814) 943-5400

Toll-free: 1-877-99-CURVE

Main Fax: (814) 943-9050

Press Fax: (814) 283-3181

Press Phone: (814) 283-3172

Who to Contact

Jon Mozes

Director, Communications & Broadcasting

PH: (814) 283-3180

Cell: (215) 206-6260

Email: JMozes@altoonacurve.com

Preston Shoemaker

Assistant Director, Communications & Broadcasting

PH: (814) 283-3180

Cell: (814) 515-7002

Email: PShoemaker@altoonacurve.com

Best Time to Contact in Person

NIGHT GAME: Before 1:00 p.m.

DAY GAME: Before 10:00 a.m.

MORNING GAME: Day before

SEASON CREDENTIALS: Season credentials for the 2024 season will only be issued to legitimate news gathering organizations and individuals that cover the Curve **on a daily basis**. The Curve will contact media outlets on an individual basis regarding season-long credentials. Other media organizations that would like to request a season credential can do so by sending that request on company letterhead as an email attachment to JMozes@altoonacurve.com or via phone (814-283-3180).

DAILY CREDENTIALS: Daily credentials will be issued to those individuals or organizations who do not qualify for season credentials, including freelance writers and weekly and monthly publications. Daily credentials will also be issued to radio and TV stations when the need arises for extra pre/postgame personnel and to newspaper reporters providing extra coverage. **The Curve Media Relations Department should be notified at least 24 hours in advance of the game in which daily credentials are being requested.** Requests should be emailed or communicated by phone. Once approved, the credentials can be picked up at the Media/Handicap Gate.

CREDENTIAL PICKUPS: Season Credentials can be picked up on Media Day, Tuesday, April 2 or Opening Day, Tuesday, April 9. Media can make other arrangements with the Curve Media Relations Department to pick up credentials after that date. Daily credentials will only be available for pickup on the day they are issued at the front desk in the office.

MEDIA ENTRANCE TO PEOPLES NATURAL GAS FIELD: Media picking up daily credentials should pick up their credential at the front desk located beneath the Big Blue Flame at the front of Peoples Natural Gas Field. Media may enter through any gate at the ballpark and must have their credential displayed at all times.

OTHER ACCEPTABLE CREDENTIALS: The Curve will also honor credentials from the Pittsburgh Pirates, National and American Leagues, the Baseball Writers Association of America and Minor League Baseball.

PRESS BOX SPACE: Though Peoples Natural Gas Field's press box is spacious, the Curve still give preferred seating to those media outlets that cover the club most frequently. If your media organization has special space requirements, please contact the Curve Media Relations Department at least 24 hours prior to those dates.

PHOTO WELLS: Photo wells are located at the end of both dugouts. Photographers are welcome to use this space throughout the course of the game. Photographers are not permitted in the actual dugout area or on the field once the game begins. Please wait until the end of the inning to move to and from these areas.

PARKING: Media members holding season credentials are permitted to park their vehicles in the VIP parking lot by presenting their credentials to the attendant. Please be aware that parking is available on a first-come, first-serve basis. Those holding daily credentials that need to be picked up at the Media/Handicap gate will have their name placed on a VIP parking list, as long as they give at least 24 hours notice.

INTERVIEW POLICY: The Curve Media Relations Department will be glad to assist members of the media in procuring interviews with Curve players and coaching staff members. Media members wishing to do an off-site interview or a feature story should contact the Curve at least 48 hours in advance to the scheduled interview time. The media is asked to be respectful of the players' pregame schedule when requesting an interview with a player. **No one will be permitted to interview starting pitchers on the day of their start.**

CLUBHOUSE POLICIES AND FIELD ACCESS: In accordance with the regulations designated by the Pittsburgh Pirates and Major League Baseball, both clubhouses will open to credentialed media from 3.5 hours prior to game time until 60 minutes before game time. Following the game, the clubhouses will be closed for a period of 10 minutes to allow the team ample time to return to the clubhouse. The clubhouse areas are also closed when the teams are on the field, unless previously approved by the Curve Media Relations Department. **Clubhouses are also closed between games of a doubleheader.**

FIELD ACCESS: Credentialed media are permitted access to the field and dugout areas, but are not permitted to cross the foul lines, particularly when the team is taking batting practice. Media must leave the field and dugout areas no later than 30 minutes prior to game time.

LIVE VIDEO: Live video must be shot from a minimum of 12 feet away from the bullpen at PNG Field. Live video cannot exceed more than five minutes at a time during batting practice and must be taken from the seating bowl. Live video is not permitted inside the Curve clubhouse at any time. Live social media interviews will not be permitted at any time.



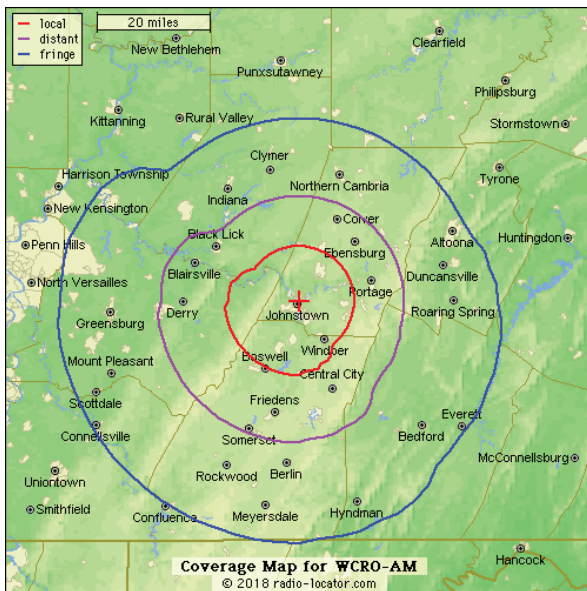
The Curve are pleased to partner with the Altoona-Blair County Airport and Contour Airlines for the 2024 season as the title sponsor of the Altoona Curve Radio Network. The Blair County Airport Curve Radio Network, flown by Contour Airlines will be heard throughout the season on the flagship radio station of the Curve, Talk Radio 98.5 FM and 1240 AM WRTA.

Continuing a successful partnership, the Curve will be heard all season long on the Flagship home of the Curve Radio Network on Talk Radio 98.5 FM and 1240 AM WRTA. The multi-year agreement runs through the 2025 season. The Curve and Lightner Communications continue their relationship this year with all 138 regular-season games airing on Talk Radio 98.5 FM and 1240 AM WRTA in the Altoona area. Lightner Communications will stream all games live on WRTA.com. 1230 AM WCRO in Johnstown has joined as a network affiliate for select games throughout the 2024 season.

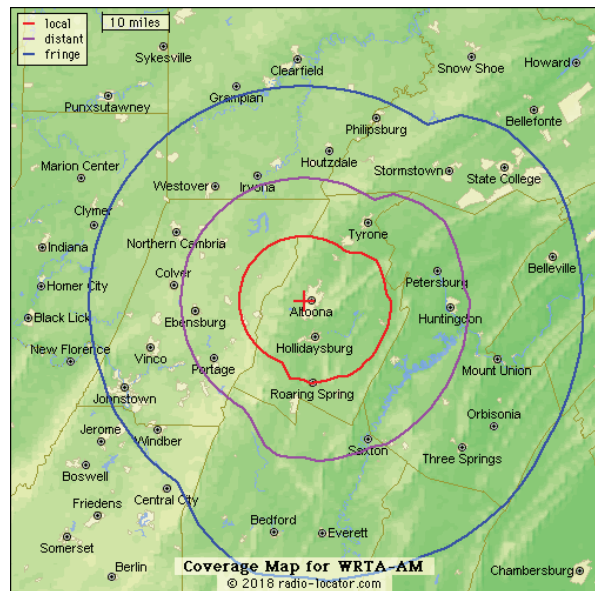
The Curve and Lightner Communications will also continue their cross-promotional and marketing relationships from past seasons in 2024. Popular on-air personalities from the Lightner Communications family of stations (Q94, Mix 94.7, Talk Radio WRTA, JACK-FM, Classic Hits 96.1, Easy Favorites WTRN) will be on hand throughout the season at Peoples Natural Gas Field for remote broadcasts and to take part in contests and in-game events.

All 138 games will be available to out-of-market listeners via AltoonaCurve.com and on mobile devices (iPhone/Android) with the MiLB First Pitch app. Curve fans can also watch all games with a paid annual subscription to MiLB.TV. Visit MiLB.TV for more information on annual subscriptions. Pregame coverage of each game begins 15 minutes prior to first pitch with a postgame show following the final out.

GENERAL INFORMATION



Coverage map for 1230 AM WCRO
Map courtesy of radio-locator.com



Coverage map for 1240 AM WRTA
Map courtesy of radio-locator.com

JON MOZES • FOURTH SEASON

@spelledwithaZ



Jon Mozes is in his 12th season calling professional baseball and fourth with the Curve after spending six seasons as a member of the broadcast team for the Trenton Thunder (Double-A, NYY).

Mozes served as the lead voice for the 2018 Eastern League All-Star Classic and was on the call when the Thunder secured their fourth Eastern League Championship in franchise history in 2019. In addition to his role in the broadcast booth, Jon took a leadership role in the development of the Thunder's marketing and promotional plans, overseeing all team communications and was a member of the team's corporate sales department.

Prior to joining the Thunder, Mozes was a radio voice for professional baseball teams in Abilene, TX and Gary, IN after graduating from the University of New Haven in 2012 with a degree in Sport Management and a minor in Communications.

Off the diamond, Mozes is the voice of Princeton University Women's Basketball and was on the call as the Tigers secured NCAA Tournament victories in the 2021-22 and 22-23 seasons. He is also a radio and ESPN+ broadcast talent for Temple University, the University of Delaware and Rider University.

Mozes was raised and currently resides in Philadelphia, PA.

PRESTON SHOEMAKER • FOURTH SEASON @Prestonshoe21



Preston Shoemaker returns to the broadcast booth for a fourth season, serving as the team's Assistant Director of Communications. The Hollidaysburg native joined the broadcast booth in 2021 and grew up attending Curve games as a season ticket holder.

Shoemaker, who is a 2022 graduate of Penn State University, served as the Sports Director for Penn State's student radio station CommRadio for four years. He has called games for Saint Francis University, Big Ten Network+, Penn State Athletics, and more, working on a wide variety of different sports. He also serves as a rotating public address announcer at Penn State.



ALL-TIME CURVE RADIO BROADCAST TEAMS

1999	Rob Egan & Jason Dambach	2012	Mike Passanisi & Tyler Maun
2000	Rob Egan & Jason Dambach	2013	Mike Passanisi & Nate Bowen
2001	Rob Egan & Jason Dambach	2014	Mike Passanisi & Mike Baggerman
2002	Rob Egan & Jason Dambach	2015	Mike Passanisi, Trey Wilson & Nate Bowen
2003	Rob Egan & Jason Dambach	2016	Trey Wilson, Nate Bowen & Fletcher Keel
2004	Rob Egan & Jason Dambach	2017	Trey Wilson, Nate Bowen & Max Gun
2005	Paul Steigerwald & Jason Dambach	2018	Trey Wilson, Nate Bowen & Garrett Mansfield
2006	Jason Dambach, Joe Moore & Paul Steigerwald	2019	Garrett Mansfield & Michael Marcantonini
2007	Jason Dambach, Jon Laaser & Paul Steigerwald	2020	Garrett Mansfield & Justin Gallanty
2008	Jason Dambach & Dan Zangrilli	2021	Jon Mozes & Preston Shoemaker
2009	Ron Potesta & Dan Zangrilli	2022	Jon Mozes & Preston Shoemaker
2010	Dan Zangrilli & Mike Passanisi	2023	Jon Mozes & Preston Shoemaker
2011	Mike Passanisi & Josh Ellis	2024	Jon Mozes & Preston Shoemaker

NATIONAL TELEVISION

The nation's eyes turned to Blair County Ballpark on April 11, 2010 when Washington Nationals prospect Stephen Strasburg made his professional debut in front of a record crowd at Blair County Ballpark. The game, which was broadcast on ESPN360.com and had live look-ins taken by ESPNEWS, brought a crowd of 7,887 to BCB on Sunday afternoon. It was the largest single-game crowd to take in a Curve game in the month of April in franchise history. The Curve were again featured on national television on September 14, 2010 for Game 1 of the Eastern League Championship Series, when Yankees pitcher Andy Pettitte made a rehab start for the Trenton Thunder at BCP and MLB Network carried live look-ins of the game. Curve second baseman Chase d'Arnaud homered off Pettitte to lead off the bottom of the first, but the Thunder went on to win the game in 10 innings. On June 21, 2015, a game between the Curve and Harrisburg Senators was broadcast live to American Sports Network affiliates around the U.S. as part of their Minor League Baseball Sunday Showcase series. The game was called by Brett Dolan and former big leaguer Brian McRae and featured live interviews in the broadcast booth with Curve owner Bob Lozinak and General Manager Rob Egan. The Curve went on to defeat the Senators, 7-3.



2024 ALTOONA CURVE SCHEDULE

SUN	MON	TUE	WED	THU	FRI	SAT
	1	2	3	4	5 AKR 7:05PM	6 AKR 6:05PM
7 AKR 1:05PM	8	9 HBG 6PM	10 HBG 6PM	11 HBG 6PM	12 HBG 6PM	13 HBG 6PM
14 HBG 1PM	15	16 BOW 6:05PM	17 BOW 11:05AM	18 BOW 6:35PM	19 BOW 7:05PM	20 BOW 6:35PM
21 BOW 1:05PM	22	23 AKR 6PM	24 AKR 11AM	25 AKR 6PM	26 AKR 6PM	27 AKR 4PM
28 AKR 1PM	29	30 HBG 6:30PM	<i>APRIL</i>			

SUN	MON	TUE	WED	THU	FRI	SAT
<i>MAY</i>						
			1 HBG 12PM	2 HBG 6:30PM	3 HBG 7PM	4 HBG 6PM
5 HBG 1PM	6	7 SOM 11AM	8 SOM 6PM	9 SOM 12:05PM	10 SOM 6PM	11 SOM 4PM
12 SOM 1PM	13	14 AKR 11:05AM	15 AKR 6:35PM	16 AKR 6:35PM	17 AKR 7:05PM	18 AKR 7:05PM
19 AKR 1:05PM	20	21 ERI 6:05PM	22 ERI 11:05AM	23 ERI 6:05PM	24 ERI 6:05PM	25 ERI 6:05PM
26 ERI 6:05PM	27	28 POR 6PM	29 POR 6PM	30 POR 6PM	31 POR 6PM	

SUN	MON	TUE	WED	THU	FRI	SAT
<i>JUNE</i>						1 POR 6PM
2 POR 1PM	3	4 RIC 6:35PM	5 RIC 6:35PM	6 RIC 6:35PM	7 RIC 6:35PM	8 RIC 6:05PM
9 RIC 1:35PM	10	11 ERI 6PM	12 ERI 6PM	13 ERI 6PM	14 ERI 6PM	15 ERI 6PM
16 ERI 6PM	17	18 BOW 6:35PM	19 BOW 6:35PM	20 BOW 6:35PM	21 BOW 7:05PM	22 BOW 6:35PM
23 BOW 1:05PM	24	25 AKR 6PM	26 AKR 6PM	27 AKR 6PM	28 AKR 6PM	29 AKR 6PM
30 AKR 6PM	<i>*SCHEDULE SUBJECT TO CHANGE</i>					

SUN	MON	TUE	WED	THU	FRI	SAT
1 HBG 7PM	2 HBG 7PM	3 HBG 7PM	4 HBG 7PM	5 HBG 6PM	6 HBG 6PM	
7	8	9 BOW 6PM	10 BOW 6PM	11 BOW 6PM	12 BOW 6PM	13 BOW 6PM
14 BOW 1PM	15	16	17	18	19 SOM 7:05PM	20 SOM 7:05PM
21 SOM 5:05PM	22	23 ERI 6:05PM	24 ERI 1:05PM	25 ERI 6:05PM	26 ERI 6:35PM	27 ERI 6:05PM
28 ERI 1:35PM	29	30 RIC 6PM	31 RIC 12:05PM	<i>JULY</i>		

SUN	MON	TUE	WED	THU	FRI	SAT
<i>AUGUST</i>						1 RIC 6PM
2 RIC 6PM	3 RIC 6PM	4 RIC 1PM	5	6 POR 6PM	7 POR 6PM	8 POR 12:05PM
9 POR 6PM	10 POR 6PM	11 POR 1PM	12	13 BOW 6PM	14 BOW 6PM	15 BOW 6PM
16 BOW 6PM	17 BOW 6PM	18 BOW 6PM	19	20 RIC 6:35PM	21 RIC 6:35PM	22 RIC 6:35PM
23 RIC 6:35PM	24 RIC 6:05PM	25 RIC 1:35PM	26	27 NH 6PM	28 NH 6PM	29 NH 6PM
30 NH 6PM	31 NH 6PM	<i>SEPTEMBER</i>				

HOME **AWAY**

COPA **FIREWORKS**

EASTERN LEAGUE OPPONENTS

- AKR AKRON RUBBERDUCKS - CLE
- BNG BINGHAMTON RUMBLE PONIES - NYM
- BOW BOWIE BAYSOX - BAL
- ERI ERIE SEAWOLVES - DET
- HBG HARRISBURG SENATORS - WAS
- HFD HARTFORD YARD GOATS - COL
- NH NEW HAMPSHIRE FISHER CATS - TOR
- POR PORTLAND SEA DOGS - BOS
- REA READING FIGHTIN PHILS - PHI
- RIC RICHMOND FLYING SQUIRRELS - SF
- SOM SOMERSET PATRIOTS - NYY

877.99.CURVE
ALTOONACURVE.COM



GENERAL INFORMATION

DAILY VALUE PROMOTIONS



TO VIEW THE FULL 2024 PROMOTIONAL SCHEDULE
VISIT WWW.MILB.COM/ALTOONA/TICKETS/PROMOTIONS

LISTEN & WATCH THE CURVE



Fly Altoona
BLAIR COUNTY AIRPORT

CURVE RADIO NETWORK

FLOWN BY
 **CONTOUR**

WRTA
NEWS - TALK
98.5 - 1240



MLB.TV

Bally
LIVE

Yamid Haad Kory DeHaan Brian O'Connor Bronson Arroyo Kane Davis Tike Redman Steve Sparks Alex Hernandez Adam Hyzdu Brian Smith Jack Wilson Joe Beimel Craig Wilson Rob Mackowiak David Williams Jarrod Patterson Luis Figueroa Humberto Cota Brendan Donnelly Ron Wright Kevin Pickford Matt Duff Tony Alvarez JJ Davis DJ Carrasco Chris Spurling Carlos Rivera Mike Gonzalez John Grabow JR House Shawn Camp Jeff Bennett Mike Johnston Jose Castillo Chris Shelton Anastacio Martinez Sean Burnett Sam McConnell John Van Benschoten Ian Snell Oquendo Jeff Keppinger Frank Brooks Chris Duffy Ray Sadler Ryan Doumit Nate McClouth Zach Duke Brad Eldred Paul Maholm Chris Heintz Matt Capps Bryan Bullington Tom Gorzelanny Ronny Paulino Yurendell de Caster Josh Sharpless Rajai Davis Brian Rogers Carlos Maldonado Shane Youman Craig Stansberry Romulo Sanchez Nyjer Morgan Steve Pearce Jonathan Albaladejo Dave Davidson Rico Washington Brian Bixler Brent Lillibridge Jimmy Barthmaier Yoslan Herrera Randy Ruiz Luis Cruz Ronald Belisario Andrew McCutchen Neil Walker Jose Tabata Brad Lincoln Pedro Alvarez Alex Presley Michael Crotta Daniel Moskos Josh Harrison Tony Watson Chase d'Arnaud Eric Fryer Aaron Thompson Jared Hughes Jeff Locke Matt Hague Gorkys Hernandez Jordy Mercer Starling Marte Todd Redmond Justin Wilson Kyle McPherson Steven Lerud Brock Holt Jean Machi Bryan Morris Phil Irwin Robbie Grossman Gerrit Cole Brandon Cumpton Duke Welker Tony Sanchez Vic Black Andrew Lambo Kris Johnson Stolmy Pimentel Casey Sadler Rudy Owens Jamie Romak Gregory Polanco Hunter Strickland John Holdzkom Diego Moreno Alex Dickerson Ramon Cabrera Elias Diaz Keon Broxton Yhonathan Barrios Alen Hanson A.J. Morris Jameson Taillon Adrian Sampson Jacob Stallings Adam Frazier Chad Kuhl Dustin Mollen Steven Brault Tyler Glasnow Josh Bell Max Moroff JaCoby Jones Joely Rodriguez Willy Garcia Jose Osuna Dovydas Neverauskas Giff Ngoepe Edgar Santana Jordan Luplow Angel Sanchez Clay Holmes Nick Kingham Brandon Mann Austin Meadows Robert Stock Tanner Anderson Jeremy Bleich Alex McRae Kevin Newman Daniel Zamora Pablo Reyes Kevin Kramer Reese McGuire Nick Burdi Connor Joe Jason Martin Cole Tucker Bryan Reynolds Taylor Hearn Montana DuRapau Harold Ramirez Geoff Hartlieb Josh D. Smith Mitch Keller Dario Agrazal Luis Escobar James Marvel JT Brubaker Cody Ponce Nick Mears Brandon Waddell Will Craig Ke'Bryan Hayes Wyatt Mathisen Blake Cederlind Jared Oliva Jake Brentz Hunter Owen Max Kranick Roansy Contreras Oneil Cruz Diego Castillo Beau Sulser Jack Suwinski Cam Alldred Cal Mitchell Yerry De Los Santos Jason Delay Canaan Smith-Njigba Cam Vieaux Liover Peguero Bligh Madris Luis Ortiz Ji-Hwan Bae Blake Sabol Drew Maggi Cody Bolton Joe Jacques Osvaldo Bido Carmen Mlodzinski Connor Kaiser Henry Davis Nick Gonzales Jared Triolo Quinn Priester Endy Rodriguez Colin Selby Hunter Stratton Kyle Nicolas

OVER 200 MAJOR LEAGUE DEBUTS & COUNTING



877.99.CURVE

ALTOONACURVE.COM

f AltoonaCurveBaseball X @AltoonaCurve 📷 @altoonacurve