

OMAHA STORM CHASERS GAME NOTES

AT NASHVILLE SOUNDS

RHP Jonathan Heasley (1-3, 9.12 ERA) @ LHP Robert Gasser (1-0, 3.50 ERA)

Sunday, April 30, 2023 | Game #25 | Road Game #13

2:05 p.m. CT | First Horizon Park | Nashville, Tennessee

Radio: stormchasers.mixlr.com | TV: Bally Live, MiLB.TV

9-15

14-11

Omaha Storm Chasers | 12356 Ballpark Way, Papillion, Nebraska 68046 | (402) 738-5100 | OmahaStormChasers.com | @OMASstormChasers

UPCOMING SCHEDULE & PROBABLE PITCHERS

UPCOMING GAMES

OPPONENT





TIME (CT)

PROBABLE PITCHERS

Tuesday, May 2	LOUISVILLE	12:05 p.m. CT	RHP Max Castillo (0-4, 6.16 ERA) vs. TBD
Wednesday, May 3	LOUISVILLE	11:05 a.m. CT	LHP Austin Cox (1-0, 2.21 ERA) vs. TBD
Thursday, May 4	LOUISVILLE	6:35 p.m. CT	LHP Drew Parrish (1-0, 1.71 ERA) vs. TBD
Friday, May 5	LOUISVILLE	6:35 p.m. CT	RHP Mike Mayers (1-1, 8.25 ERA) vs. TBD

THE MATCHUP

(UNDERLINE = MiLB LEADER) (BOLD = TRIPLE-A LEADER) (ITALICS = TRIPLE-A WORST)

			
.250 (11TH) AVG > .252 (10TH)	5.65 (18TH) ERA > 3.44 (1ST)		
122 (11TH) < R	107 (17TH) 1.61 (16TH) WHIP > 1.28 (1ST)		
201 (14TH) H > 206 (13TH)	.286 (20TH) AVG > .228 (1ST)		
30 (8TH) < HR	26 (13TH) 212.0 (15TH) IP > 219.2 (6TH)		
101 (16TH) < BB	101 (16TH) 240 (19TH) H > 182 (1ST)		
209 (6TH) K > 196 (4TH)	149 (17TH) R > 94 (1ST)		
40 (3RD) < SB	24 (14TH) 30 (11TH) HR > 19 (1ST)		
.338 (16TH) OBP > .339 (14TH)	101 (5TH) BB > 100 (3RD)		
.429 (9TH) < SLG	.407 (14TH) 196 (18TH) K > 233 (8TH)		
.767 (9TH) < OPS	.746 (14TH) 0 (13TH) SHO > 4 (1ST)		

ALL-TIME vs. Sounds.....	269-263 (.504)
ALL-TIME at Omaha (Since 2005)	65-56 (.537)
ALL-TIME at Nashville (Since 2005)	58-64 (.472)

2023 vs. Sounds	1-4 (.200)
2023 at Werner Park.....	N/A
2023 at First Horizon Park.....	1-4 (.200)

DATE	H/R	SCORE	WIN	LOSS	SAVE
4/25	R	L, 8-3	R. Gasser	J. Heasley	-
4/26	R	L, 5-0	C. Boushley	M. Castillo	-
4/27	R	W, 2-1	A. Cox	J. Junk	N. Wittgren
4/28	R	L, 4-3	J. Bukauskas	J. Dye	-
4/29	R	L, 6-5 (10)	L. Ercg	E. Sisk	-
4/30	R				

SERIES HISTORY (532 GAMES)

Omaha and Nashville played each other regularly from 1985-1997 (American Association) and 1998-2019 (Pacific Coast League).

In the modern PCL (2005-2019), the teams had 16 games scheduled against each other each season, typically 8 in Omaha and 8 in Nashville.

With a move to the International League for both teams, they did not play each other in 2021 and again were not scheduled for games in 2022, despite playing in the same division.

The last series Omaha and Nashville played was August 26-29 at Werner Park, with Omaha taking the first two games and Nashville winning the last two.

STORM CHASERS ON THE RISE

Omaha players that appear on a Top-30 Royals prospects ranking

PLAYER (POSITION)	MLB PIPELINE	BASEBALL AMERICA
Maikel Garcia (INF)	Royals No. 3	Royals No. 6
Nick Loftin (INF/OF)	Royals No. 4	Royals No. 8
Tyler Gentry (OF)	Royals No. 8	Royals No. 7
Samad Taylor (INF/OF)	Royals No. 21	Royals No. 24
Tucker Bradley (OF)	Royals No. 25	-
Jackson Kowar (RHP)	-	Royals No. 17
Max Castillo (RHP)	-	Royals No. 18

STORM CHASERS PRESS BOX



Game Notes compiled by Nicholas Badders

Credential Requests: nicholasb@omahastormchasers.com

Omaha Storm Chasers gameday information, as well as the 2023 Storm Chasers Media Guide can be found at milb.com/omaha/ballpark/media or by scanning the QR code to the right.



YESTERDAY'S GAME

	1	2	3	4	5	6	7	8	9	10	R	H	E	LO
 Omaha	4	1	0	0	0	0	0	0	0	0	5	8	0	6
 Nashville	1	3	0	0	0	0	0	1	0	1	6	13	1	15

WIN: Lucas Ercg (3-0) | LOSS: Evan Sisk (0-2) | SAVE: None

NASHVILLE, TENN. – Despite leading by four runs in the 2nd inning, Omaha fell in walk-off fashion for the 2nd straight night, losing to Nashville in 10 innings Saturday, 6-5. Omaha opened the game dramatically in the top of the 1st with four runs, as **Nick Loftin** plated **Samad Taylor** on a Nashville error, then **Freddy Fermin** cranked a three-run homer to left field in his first game back with the Chasers for an early 4-0 lead. After the Sounds sent seven to the plate in the bottom of the 1st and tagged Omaha starter **Mike Mayers** for a run, the Chasers responded with a run in the 2nd on back-to-back to back doubles from Taylor and **Maikel Garcia**, for a 5-1 lead. Mayers only lasted two innings in his 6th start of the year and after throwing 34 pitches in the 1st, had to labor in the 2nd as he allowed three runs on four hits and a walk, with 62 pitches over two innings of work, charged with four runs on six hits and three walks. Omaha remained ahead 5-4 for the next several innings, thanks in large part to the strong relief efforts of **Marcelo Martinez** and **Brooks Kriske**. Martinez threw a season-high 3.2 innings without allowing a run, before Kriske took over and retired all four batters he faced for 1.1 perfect innings, standing a trio of inherited runners. Still leading by a run in the eighth, **Collin Snider** faced three batters and put two runners on and handed the ball off to **Nick Wittgren**. A sacrifice fly allowed by Wittgren scored one of Snider's runners to tie the game at 5-5, forcing extra innings as neither team could score and Wittgren worked a scoreless ninth inning. Omaha put runners on the corners in the top of the 10th with one out, but ended the inning with a double play without scoring. **Evan Sisk** was tasked with the bottom of the 10th, but after a groundout moved the placed runner to third base, surrendered an infield single for a 6-5 loss to Nashville, the second straight walk-off loss for Omaha.

NOTES AND NUGGETS

ROLLING IN THE DEEP

A two-inning outing yesterday from Mike Mayers snapped the stretch of 10 straight games where Omaha's starting pitcher has throw at least 5.0 innings, after just two starts of 5.0 IP or more in the first 13 games. Despite the short outing yesterday, 28.2 innings from Storm Chasers starters since April 18 lead all of Minor League Baseball (next closest: Modesto Nuts, 57.2 IP). The last 11 games have featured four quality starts, from **Mike Mayers** (4/18), **Jonathan Heasley** (4/19), **Austin Cox** (4/27) and **Drew Parrish** (4/28). The last stretch Omaha pitchers had of 10 straight starts of 5.0+ innings pitched was from August 11-21, 2019, a feat that has happened now 7 times in the last 10 years. Even when they go deep into games, receiving run support has been a challenge for Omaha starters, who are averaging just 2.38 runs of support per game ... when receiving at least 3 runs of support, Omaha starters are 6-4, compared to 3-11 when getting less than 2 runs of support ... the team is 8-1 when recording at least 10 hits, but 1-14 when getting 10 hits or less ... yesterday's 5 runs of support for Mike Mayers were the 3rd-most in a game this season.

LATE GAME LOSERS

Yesterday's loss marked the third straight game where Nashville scored in the 8th inning, with 8 of their 24 runs (1/3) coming in the 8th inning this series. Of Omaha's 15 losses so far, 7 could be considered "blown" leads, where they were winning at some point in the game and came around to lose. Yesterday's four-run lead surrendered in a losing effort was the largest margin of lead given up in a loss this season, topping a pair of three-run leads they had lost earlier this season. On the flip side, Omaha has four come-from-behind wins, where they came back to win after trailing.

COUNT THE ZEROS

Relief pitchers have thrown 23.0 of Nashville's 46.0 innings this week and held Omaha scoreless in that span, all 13 of the Storm Chasers' runs this week have been scored against Sounds starters. In the 23.0 scoreless innings, Nashville's bullpen has held Omaha to 10 hits and 7 walks with no runs allowed an 28 strikeouts ... on top of a 0.00 ERA, their relievers have a combined 0.74 WHIP, .135 opponents' batting average and 4.00 K/BB. All 13 runs Omaha has scored this week have come in 23.0 innings off Sounds starters, for a 4.70 ERA, which is very middle-of-the-pack in the Minors this week ... their starters have a 1.13 WHIP and .235 opponents' average though.

WELCOME (BACK) TO THE JUNGLE

After hitting 28 homers in the first 19 games of the season (1.47/game), Omaha has been held to just two home runs this week, both were hit by returning Storm Chasers in their first at-bat back. Thursday 4/28 was **Nate Eaton**'s first game with the Chasers this season after being optioned to Triple-A and he promptly hit a home run in his first plate appearance, a solo shot in the top of the second ... he has a pair of two-hit games already and is 4-for-12 (.333) with Omaha in his three games. After being optioned back to Omaha, **Freddy Fermin** returned to the lineup yesterday and hit a three-run homer in his first at-bat back in the top of the first.

AT A GLANCE

RECENT

Last 5 Games	1-4
Last 10 Games	2-8
Last 20 Games	6-14

HOME/AWAY

Home Games	3-10
Away Games	6-5

TIME OF DAY

Night Games	4-10
Day Games	5-5

MONTH

March	1-0
April	8-15
May	
June	
July	
August	
September	

OPPONENT

vs. Columbus	
vs. Gwinnett	1-5
vs. Indianapolis	3-0
vs. Iowa	2-2
vs. Louisville	
vs. Memphis	
vs. Nashville	1-4
vs. Rochester	
vs. Scranton/WB	
vs. St. Paul	
vs. Toledo	2-4

DAY OF THE WEEK

on Monday	
on Tuesday	0-4
on Wednesday	1-3
on Thursday	1-3
on Friday	3-2
on Saturday	2-2
on Sunday	2-1

THIS ROAD TRIP

Record	1-4
Batting Average	(.189)
Runs/Per Game	13/2.6
Home Runs	2
ERA	4.60 (22 ER / 43.0 IP)
Strikeouts (K/9)	34 (7.1)
Saves/Opportunities ...	1/3

QUICK FACTS

Founded	2011 (1969-2010: Omaha Royals)
Colors	Royal Blue, Twister Gold, Blackout Black
League	International League (Since 2021)
Ownership	Alliance Baseball Omaha LLC
General Manager	Laurie Schlender (4th Year)
Home Ballpark (Capacity)	Werner Park (9,023, 6,254 fixed seats)
Dimensions	LF- 310 CF- 402 RF- 315

ROSTER BREAKDOWN

Age 22.....0	Native of Cuba.....1
Age 23.....1	Native of Mexico.....1
Age 24.....5	Native of United States.....22
Age 25.....1	Native of Venezuela.....4
Age 26.....10	Acquired by Royals via Free Agency9
Age 27.....6	(International).....3 (Minor League).....4 (Undrafted).....2
Age 28.....1	Acquired by Royals via Trade8
Age 29.....1	Acquired by Royals via Waivers1
Age 30.....1	Acquired by Royals via First Year Player Draft11
Age 31.....2	(High School).....0 (Rounds 1-5).....4 (2015-17 Drafts).....2
Age 32.....0	(2nd Year/College).....1 (Rounds 6-10).....2 (2018 Draft).....6
Average Age26 Years 101 Days	(3rd Year/College).....8 (Rounds 11-20).....2 (2019 Draft).....1
Median Age26	(4th+ Year/College).....2 (Rounds 21-40).....3 (2020 Draft).....2

PRO-NUN-SEE-AY-SHUNS

PLAYERS

0 SAMAD TAYLOR.....	(suh-mod)
2 RYAN GOINS.....	(GO-ins)
4 FREDDY FERMIN.....	(furr-meen)
11 MAIKEL GARCIA.....	(my-KELL gar-SEE-uh)
16 DAIRON BLANCO.....	(DYE-rone)
17 ANGELO CASTELLANO.....	(kass-tay-AH-noh)
21 MIKE MAYERS.....	(MY-ers)
37 JACKSON KOWAR.....	(coh-wahr)
44 RYAN WEISS.....	(wyss)
50 MAX CASTILLO.....	(ca-STEE-yo)
58 BROOKS KRISKE.....	(KRIS-kee)
62 NICK WITTGREN.....	(wit-grinn)

COACHES

23 MIKE JIRSCHKE.....	(jursh-LEE)
33 DAVID NOWORYTA.....	(Nova-REE-tah)
52 BIJAN RADEMACHER.....	(bee-ZHON RAH-de-moch-err)

UNIFORM RECORDS

STANDARD UNIFORMS

Blue Vortex Home: 1-6 Road: 0-0	Blue O-Bolt Home: 0-1 Road: 6-6	Powder SC Home: 2-1 Road: 0-0	Powder O Home: 0-0 Road: 0-0
Home White Home: 1-6 Road: 0-0	Road Grey Home: 0-0 Road: 3-4	Blue O-Bolt Home: 0-1 Road: 3-2	Powder Blue Home: 2-1 Road: 0-0

SPECIALTY/THEME NIGHTS

Black O-Bolt Home: 0-1 Road: 0-0	Patriotic Home: 0-0 Road: 0-0	Runzas Home: 0-0 Road: 0-0	Cattlemen Home: 0-0 Road: 0-0	Rockets Home: 0-0 Road: 0-0	Marvel Home: 0-0 Road: 0-0	Throwback Home: 0-0 Road: 0-0
Community Home: 0-1 Road: 0-0	Star Wars Home: 0-0 Road: 0-0	Patriotic Home: 0-0 Road: 0-0	Runzas Home: 0-0 Road: 0-0	Cattlemen Home: 0-0 Road: 0-0	Rockets Home: 0-0 Road: 0-0	Marvel Home: 0-0 Road: 0-0

TRANSACTIONS

2023 BREAKING ROSTER

Pitchers (15): RHP Max Castillo, LHP Austin Cox, RHP Jonathan Heasley, RHP Jackson Kowar, RHP Brooks Kriske, LHP Marcelo Martinez, RHP Mike Mayers, RHP Andrés Núñez, LHP Drew Parrish, LHP Evan Sisk, RHP Collin Snider, RHP Josh Staumont, LHP Josh Taylor, RHP Ryan Weiss, RHP Nick Wittgren

Catchers (3): Freddy Fermin, Logan Porter, Jakson Reetz

Infielders (6): CJ Alexander, Angelo Castellano, Maikel Garcia, Nick Loftin, Nick Pratto, Samad Taylor


Outfielders (3): Dairon Blanco, Tucker Bradley, Brewer Hicklen

- 3/31 Kansas City Royals announce Breaking Roster
- 3/31 Kansas City Royals announce Breaking Roster
- 4/5 1B **Nick Pratto** recalled by KANSAS CITY from Omaha (AAA)
- 4/6 1B **Nick Pratto** optioned to Omaha (AAA)
- 4/12 LHP **Josh Dye** activated from the Development List
- 4/14 RHP **Josh Staumont** recalled by KANSAS CITY from Omaha (AAA)
- RHP **Dylan Coleman** optioned to Omaha (AAA)
- 4/16 LHP **Josh Taylor** recalled by KANSAS CITY from Omaha (AAA)
- 4/21 C **Freddy Fermin** recalled by KANSAS CITY from Omaha (AAA)
- 4/25 OF **Brewer Hicklen** activated from the 7-Day Injured List
- RHP **Zach Willeman** released
- 4/27 OF **Nate Eaton** optioned to Omaha (AAA)
- 4/28 1B **Nick Pratto** recalled by KANSAS CITY from Omaha (AAA)
- 4/29 C **Freddy Fermin** optioned to Omaha (AAA)



MANAGER: MIKE JIRSCHLE • #23

- ✦ Mike Jirschele returns for his 15th season as Omaha's manager, his 18th season managing in Minor League Baseball and 32nd season overall with the Royals organization, named to the position of Storm Chasers manager on January 13, 2023, after previously managing Triple-A Omaha from 1995-97 and 2003-13.
- ✦ Jirschele served on the Kansas City Royals coaching staff as the Third Base Coach from 2014-19 and won the World Series in 2015. Jirschele most recently served as the bench coach under manager Chris Witheridge during the 2022 season with the Double-A Northwest Arkansas Naturals. He spent the 2021 season as Witheridge's bench coach for the High-A Central champion Quad Cities River Bandits and served as Special Assistant to the General Manager in 2020.
- ✦ In his second stint as Omaha's manager, over 11 years from 2003 to 2013, he led the team to four division titles, three consecutive trips to the Pacific Coast League Championship Series (2011-2013), two PCL titles (2011, 2013) and the team's first of two Triple-A National Championships in 2013.
- ✦ He earned the 2011 Mike Coolbaugh Award for *outstanding baseball work ethic, knowledge of the game and skill in mentoring young players on the field* and he is a four-time recipient of the Dick Howser Award (1992, 1994, 2005, 2011), recognizing outstanding work in player development within the Royals organization.
- ✦ Prior to his time with Omaha and Kansas City, he served as the Royals Minor League Infield Coordinator for four years, from 1998-2002, and he held managerial positions with Wilmington (1994), Rockford (1993) and the Gulf Coast Royals (1992).
- ✦ He appeared 999 games in the Minor Leagues across 13 years, between 1977 and 1990, including 22 games with the Omaha Royals between 1988 and 1989.



PITCHING COACH: DANE JOHNSON • #59

- ✦ Dane Johnson enters his fourth year in the Royals organization and as the Storm Chasers pitching coach, after joining Kansas City ahead of the 2020 season. 2023 marks his 24th season coaching overall.
- ✦ He previously spent one season in the Miami Marlins organization (2019) as a Pitching Consultant and 19 seasons with the Toronto Blue Jays as a Minor League Pitching Coach from 2000-03, Pitching Coordinator from 2004-14 and Major League Bullpen Coach from 2015-18.
- ✦ Prior to entering coaching, spent 15 years as a player, including over 280 games in the Minor Leagues and parts of three seasons in the Majors with the Chicago White Sox (1994), Blue Jays (1996) and Oakland Athletics (1997), also playing two seasons (1990-1991) in the Chinese Professional Baseball League.
- ✦ Johnson and his wife, Gina, reside in Palm Harbor, Florida. They have two children: a daughter, Madison (31), and son, Cobi (27).



HITTING COACH: BIJAN RADEMACHER • #52

- ✦ Bijan Rademacher (*bi-ZHON RAH-de-moch-err*) joins the Royals as the Omaha Storm Chasers Hitting Coach this year after spending the last two years with the Arizona Diamondbacks as their Minor League Hitting Coordinator (2021) and ACL Hitting Coach (2022).
- ✦ Prior to coaching, he spent eight years playing professionally (2012-2019), spanning seven seasons in the Chicago Cubs organization (2012-18) and slashed .280/.361/.402 over 702 career MiLB games, reaching as high as Triple-A. He also played one season in independent baseball (2019) with the New Britain Bees in the Atlantic League, in addition to an offseason in the Mexican Pacific Winter League.
- ✦ Over 243 career Triple-A games with the Iowa Cubs, he played 11 games at Werner Park and was a .378 hitter (14-for-37) with one homer and 5 runs batted in while playing in Omaha.
- ✦ Rademacher lives in Tempe, Arizona with his wife Melissa.



BENCH COACH: DAVID NOWORYTA • #33 (3RD BASE COACH)

- ✦ David Noworyta (*Nova-REE-tah*) enters his second year in the Royals organization and first as Omaha's Bench Coach, after making his coaching debut in 2022 as the Assistant Hitting Coach for the River Bandits Kansas City's High-A affiliate.
- ✦ Prior to coaching, he spent four years playing professionally (2018-21), including three minor league seasons in the Detroit Tigers organization (2018-20), and one with the Independent Pioneer League's Billings Mustangs in 2021. Before signing with Detroit in 2018, Noworyta graduated from the University of Hawaii with a bachelor's degree in communications and journalism, and played in parts of three seasons for their baseball team.
- ✦ Noworyta attended Holy Cross Academy (N.J.), where he played baseball and basketball, and was selected by the Royals in the 37th round of the 2014 MLB Draft. He resides in Hainesport, N.J. in the offseason.



CERTIFIED ATHLETIC TRAINER: JAMES STONE

- ✦ James Stone is entering his fifth season as the Certified Athletic Trainer for the Storm Chasers after serving the previous seven seasons with the Wilmington Blue Rocks (Royals High-A), including the 2015 season, in which he was named Carolina League Athletic Trainer of the Year.
- ✦ He joined the Kansas City organization in 2010 as the athletic trainer for the Class-A Burlington Bees. He came to the Royals after spending one season with the Central Valley Coyotes (Fresno, California) in Arena Football 2.
- ✦ Stone worked three seasons in the Florida Marlins organization, with stops in Jupiter (2008), Greensboro (2007) and Jamestown (2006), winning New York-Penn League Trainer of the Year honors in 2006.
- ✦ He was the Strength and Conditioning Coach for the Baltimore Orioles Class-A affiliate, the Delmarva Shorebirds, in 2005.
- ✦ Stone graduated with a bachelor's of science in kinesiology from Cal State-Northridge. He resides in Simi Valley, California with his dog, Ozzie.



STRENGTH & CONDITIONING COACH: YANNICK PLANTE

- ✦ Yannick Plante is entering his third season as the Strength & Conditioning Coach for the Storm Chasers, after being slated to serve in that role with Northwest Arkansas in 2020.
- ✦ He began with the Kansas City Organization in 2019 as the athletic trainer for the Burlington Royals (Advanced Rookie, Appalachian League). He was then a staff member of the Surprise Saguaros of the Arizona Fall League in the fall of 2019.
- ✦ Plante has a master's degree in kinesiology from the University of Calgary and a bachelor's degree in human kinetics with specialization in biophysics from the University of Ottawa. He currently lives in Ottawa, Ontario.



TONY MEDINA
MINOR LEAGUE/LATIN AMERICA
MEDICAL COORDINATOR



BEN NICHOLAS
PLAYER DEVELOPMENT TRAINEE



JEREMY OWENS
PLAYER DEVELOPMENT TRAINEE

Jonathan Heasley - Pitching - Stat Splits - 2023 - Regular Season

Split	Team	W	L	ERA	G	GS	CG	SHO	SV	IP	H	R	ER	HR	HB	BB	IBB	SO	WHIP	AVG	AB	WP	BK	GIDP	TBF	NP-S
Home Games	OMA	1	1	3.46	2	2	0	0	0	13.0	13	5	5	2	0	2	0	12	1.15	.260	50	0	0	1	52	187 - 121
Away Games	OMA	0	2	14.92	3	3	0	0	0	12.2	22	21	21	4	0	7	0	8	2.29	.386	57	0	0	1	66	254 - 162
Day Games	OMA	0	1	4.91	2	2	0	0	0	11.0	12	6	6	2	0	3	0	11	1.36	.286	42	0	0	2	45	174 - 106
Night Games	OMA	1	2	12.27	3	3	0	0	0	14.2	23	20	20	4	0	6	0	9	1.98	.354	65	0	0	0	73	267 - 177
On Grass	OMA	1	3	9.12	5	5	0	0	0	25.2	35	26	26	6	0	9	0	20	1.71	.327	107	0	0	2	118	441 - 283
April	OMA	1	3	9.12	5	5	0	0	0	25.2	35	26	26	6	0	9	0	20	1.71	.327	107	0	0	2	118	441 - 283
On Tuesdays	OMA	0	1	9.95	1	1	0	0	0	6.1	8	7	7	1	0	1	0	2	1.42	.320	25	0	0	0	28	104 - 72
On Wednesdays	OMA	0	1	3.86	1	1	0	0	0	7.0	7	3	3	1	0	0	0	7	1.00	.269	26	0	0	1	26	95 - 60
On Thursdays	OMA	0	1	42.43	1	1	0	0	0	2.1	9	11	11	2	0	3	0	2	5.14	.563	16	0	0	0	19	71 - 44
On Fridays	OMA	1	0	3.00	1	1	0	0	0	6.0	6	2	2	1	0	2	0	5	1.33	.250	24	0	0	0	26	92 - 61
On Sundays	OMA	0	0	6.75	1	1	0	0	0	4.0	5	3	3	1	0	3	0	4	2.00	.313	16	0	0	1	19	79 - 46
In games following a win	OMA	0	2	14.92	3	3	0	0	0	12.2	22	21	21	4	0	7	0	8	2.29	.386	57	0	0	1	66	254 - 162
In games following a loss	OMA	1	1	3.46	2	2	0	0	0	13.0	13	5	5	2	0	2	0	12	1.15	.260	50	0	0	1	52	187 - 121
Starter	OMA	1	3	9.12	5	5	0	0	0	25.2	35	26	26	6	0	9	0	20	1.71	.327	107	0	0	2	118	441 - 283

Jonathan Heasley - Opposing Hitting - Stat Splits - 2023 - Regular Season

Split	Team	AVG	G	AB	R	H	2B	3B	HR	RBI	BB	IBB	SO	SB	CS	OBP	SLG	OPS	HBP	SAC	SF	GIDP
vs Left	OMA	.385	5	52		20	6	2	3	12	8	0	8			.459	.750	1.209	0	0	1	0
vs Right	OMA	.273	5	55		15	3	1	3	11	1	0	12			.281	.527	.808	0	0	1	2
Team is ahead	OMA	.188	1	16		3	0	0	1	1	1	0	3			.235	.375	.610	0	0	0	0
Team is behind	OMA	.271	5	70		19	8	1	2	15	6	0	13			.321	.500	.821	0	0	2	1
Score is tied	OMA	.619	5	21		13	1	2	3	7	2	0	4			.652	1.286	1.938	0	0	0	1
Batting First	OMA	.500	5	12		6	1	1	2	3	4	0	4			.625	1.250	1.875	0	0	0	0
Batting Second	OMA	.333	5	12		4	0	1	0	3	1	0	5			.385	.500	.885	0	0	0	0
Batting Third	OMA	.273	5	11		3	2	0	0	4	1	0	2			.308	.455	.763	0	0	1	0
Batting Fourth	OMA	.308	5	13		4	0	0	1	3	0	0	1			.308	.538	.846	0	0	0	1
Batting Fifth	OMA	.333	5	12		4	2	0	1	3	0	0	2			.308	.750	1.058	0	0	1	0
Batting Sixth	OMA	.250	5	12		3	0	0	1	1	1	0	1			.308	.500	.808	0	0	0	0
Batting Seventh	OMA	.083	5	12		1	0	0	0	0	1	0	1			.154	.083	.237	0	0	0	1
Batting Eighth	OMA	.500	5	12		6	2	0	1	1	1	0	3			.538	.917	1.455	0	0	0	0
Batting Ninth	OMA	.364	5	11		4	2	1	0	5	0	0	1			.364	.727	1.091	0	0	0	0
Leading Off	OMA	.375	5	24		9	2	1	2	2	3	0	2			.444	.792	1.236	0	0	0	0
First Inning	OMA	.381	5	21	7	8	1	2	2	6	3	0	3	0	0	.440	.905	1.345	0	0	1	1
Second Inning	OMA	.417	5	24	10	10	3	1	2	10	5	0	5	0	0	.517	.875	1.392	0	0	0	1
Third Inning	OMA	.333	5	18	4	6	3	0	1	4	0	0	3	0	0	.333	.667	1.000	0	0	0	0
Fourth Inning	OMA	.250	4	16	1	4	0	0	0	0	0	0	2	2	0	.250	.250	.500	0	0	0	0
Fifth Inning	OMA	.333	3	12	2	4	0	0	0	2	1	0	2	2	0	.357	.333	.690	0	0	1	0
Sixth Inning	OMA	.100	3	10	1	1	0	0	1	1	0	0	3	0	0	.100	.400	.500	0	0	0	0
Seventh Inning	OMA	.333	2	6	1	2	2	0	0	0	0	0	2	0	0	.333	.667	1.000	0	0	0	0
Bases Empty	OMA	.327	5	55		18	4	1	4	4	6	0	7			.393	.655	1.048	0	0	0	0
Runner at 1st	OMA	.318	5	22		7	0	1	1	3	1	0	6			.348	.545	.893	0	0	0	1
Runner at 2nd	OMA	.308	4	13		4	2	0	1	5	0	0	2			.308	.692	1.000	0	0	0	0
Runner at 3rd	OMA	.333	3	6		2	1	0	0	2	0	0	4			.286	.500	.786	0	0	1	0
Runners at 1st & 2nd	OMA	.333	3	6		2	1	1	0	3	0	0	0			.333	.833	1.166	0	0	0	1
Runners at 1st & 3rd	OMA	.000	2	2		0	0	0	0	1	0	0	1			.000	.000	.000	0	0	1	0
Runners at 2nd & 3rd	OMA	.500	2	2		1	0	0	0	2	1	0	0			.667	.500	1.167	0	0	0	0
Bases Loaded	OMA	1.000	1	1		1	1	0	0	3	1	0	0			1.000	2.000	3.000	0	0	0	0
Runners On	OMA	.327	5	52		17	5	2	2	19	3	0	13			.351	.615	.966	0	0	2	2
Scoring Position	OMA	.333	5	30		10	5	1	1	16	2	0	7			.353	.667	1.020	0	0	2	1
No Outs	OMA	.350	5	40		14	3	2	2	5	4	0	4			.409	.675	1.084	0	0	0	0
One Out	OMA	.410	5	39		16	5	1	3	15	5	0	8			.457	.821	1.278	0	0	2	2
Two Outs	OMA	.179	5	28		5	1	0	1	3	0	0	8			.179	.321	.500	0	0	0	0
Late / Close	OMA	.250	1	4		1	1	0	0	0	0	0	2			.250	.500	.750	0	0	0	0
Ahead in Count	OMA	.265	5	34		9	2	1	1	7	0	0	8			.250	.471	.721	0	0	2	0
Behind in Count	OMA	.333	5	30		10	2	0	2	5	9	0	6			.487	.600	1.087	0	0	0	1
0-0 Count	OMA	.474	5	19		9	2	2	1	5	0	0	0			.474	.947	1.421	0	0	0	0
0-1 Count	OMA	.333	5	12		4	0	0	1	3	0	0	0			.333	.583	.916	0	0	0	0
0-2 Count	OMA	.375	5	8		3	1	1	0	3	0	0	1			.333	.750	1.083	0	0	1	0
1-0 Count	OMA	.500	5	6		3	1	0	1	3	0	0	0			.500	1.167	1.667	0	0	0	0
1-1 Count	OMA	.455	5	11		5	3	0	2	5	0	0	0			.455	1.273	1.728	0	0	0	1
1-2 Count	OMA	.143	5	14		2	1	0	0	1	0	0	7			.133	.214	.347	0	0	1	0
2-0 Count	OMA	.667	4	3		2	0	0	0	0	0	0	0			.667	.667	1.334	0	0	0	0
2-1 Count	OMA	.200	5	5		1	0	0	0	0	0	0	0			.200	.200	.400	0	0	0	1
2-2 Count	OMA	.154	5	13		2	0	0	0	1	0	0	6			.154	.154	.308	0	0	0	0
3-0 Count	OMA	.000	4	1		0	0	0	0	0	1	0	0			.500	.000	.500	0	0	0	0
3-1 Count	OMA	.000	5	1		0	0	0	0	0	3	0	0			.750	.000	.750	0	0	0	0
3-2 Count	OMA	.286	5	14		4	1	0	1	2	5	0	6			.474	.571	1.045	0	0	0	0
Pitcher	OMA	.327	5	107		35	9	3	6	23	9	0	20			.373	.636	1.009	0	0	2	2



#60 JONATHAN HEASLEY

RIGHT-HANDED PITCHER

BORN: January 27, 1997 in Plano, Texas (Age 26)

HOMETOWN: Plano, Texas

RESIDES: Dallas, Texas

HEIGHT/WEIGHT: 6'3" / 225 LBS

DRAFTED: 2018 MLB Draft – Round 13 (392ND Overall)

COLLEGE: Oklahoma State University (Stillwater, Oklahoma)

HIGH SCHOOL: Prestonwood Christian Academy (Plano, Texas)

MLB SERVICE TIME: 143 Days

SEASON WITH STORM CHASERS: 2nd Season

SCOUTING REPORT (4SFB, CH, CB, SL, SNK)

FASTBALL: Sits 92-94 mph, averaging 93.3 ... Last outing: Threw it 53% of the time (55/104 pitches)

SLIDER: Sits 82-85 mph, averaging 83.3 ... Last outing: Threw it 21% of the time (22/104 pitches)

CURVEBALL: Sits 79-83 mph, averaging 81.0 ... Last outing: Threw it 14% of the time (15/104 pitches)

CHANGEUP: Sits 84-86 mph, averaging 85.1 ... Last outing: Threw it 11% of the time (11/104 pitches)

SINKER: Sits 92-94 mph, averaging 93.0 ... Last outing: Threw it 1% of the time (1/104 pitches)

LAST OUTING: TUESDAY, APRIL 25 @ NASHVILLE

Allowed 3 runs in the 1st inning, then retired 11 of 12 between the 1st and 4th innings, including the last 8 in a row ... allowed 2 more runs in the 5th and 1 in the 6th, a home run to *Skye Bolt* ... got the first out of the 7th, but allowed a double and was removed, runner scored on the two-run homer surrendered by Brooks Kriske to *Keston Hiura*.

2023 SEASON

- Pitched in 4 Cactus League games for the Royals (2 starts), went 0-1 with a 17.36 ERA (18 ER in 9.1 IP), 7 K and a .442 opponents' average.
- 4/2 @ Indianapolis:** Made his season debut and allowed 8 baserunners in 4.0 innings, struck out four in no-decision.
- 4/7 vs. Toledo:** Threw first quality start of the season for an Omaha pitcher, 2 ER in 6.0 IP ... allowed runs on passed ball and homer in first two innings, retired 13 of the last 16 he faced, ended with 4.0 scoreless frames.
- 4/13 @ Iowa:** Allowed a career-high 11 runs (all earned) and tied a career-high with 9 hits, only got 1 out in the 2nd inning.
- 4/19 vs. Gwinnett:** Tied quality start (3 ER in 7.0 IP), tied career-high in innings, didn't walk a batter and struck out season-high 7 ... retired 9 straight between the 4th and 6th, 12 of his last 13 ... struck out his last two, threw up behind the mound in between K's, 3rd time in his career.

CAREER NOTES

- 2022**
 - Split the season between Kansas City and Omaha (AAA), making 21 starts over four stints with the Royals and 9 starts with the Storm Chasers ... 21 starts ranked 7th among Major League rookies.
 - Opened the year in Triple-A, with six of his nine Chasers starts coming before his first call-up to Kansas City on 5/12 ... across his nine outings with Omaha, struck out 45 in 39.1 innings (10.3 K/9) ... made one start with Omaha in July and two in August ... at the time of his promotion in May, his 0.95 WHIP was 5th-lowest in the International League, while a .198 (19-for-96) opponents average was tied for 6th.
 - First stint with the Royals came from May 12 to July 10, when he was placed on the Injured List with right shoulder tendinitis, made one rehab start with the Storm Chasers and was activated July 30, but optioned a day later ... recalled August 9 and optioned August 10, then recalled again August 23 and remained with the Royals through the end of the season.
 - Over his first two stints with Kansas City, went 1-6 with a 5.82 ERA (36 ER in 55.2 IP), then went 3-4 with a 4.66 ERA (25 ER in 48.1 IP) over his last two stints and for the second straight year, ended the season with the big league club.
 - Produced three scoreless starts for the Royals, including a pair of games where he pitched into the 7th ... on 6/10 vs. Baltimore, threw a career-best 7.0 scoreless innings with 1 H, 0 BB, and 7 K ... on 9/16 @ Boston, threw 6.2 IP scoreless with 2 H and 5 K, following that up in his next start on September 22 @ Minnesota with 6.0 innings of one-run baseball, again allowing just two hits.
 - Dating back to 2021, made each of his first 11 career starts against new opponents, the first pitcher in Royals history to begin his career with his first 11 starts all coming against different teams, according to Elias.
- 2021**
 - Spent much of the season with NW Arkansas (AA) before making his Major League debut with Kansas City on September 17 and finishing the year with the Royals ... made his first 22 appearances (21 starts) of the season in Double-A with the Naturals and went 7-3 with a 3.33 ERA (39 ER in 105.1 IP) and 120 strikeouts (10.3 K/9) ... honored as the Northwest Arkansas Pitcher of the Year.
 - Upon his MLB debut, became fifth member of Royals' 2018 draft class to make a start in 2021, the first instance of an organization having five pitchers from the same draft make a start in the same season in MLB history.
 - 2nd among Royals farmhands with 105.1 innings pitched, tied for 3rd with seven wins and ranked 4th with 120 strikeouts ... ranked 2nd in the Double-A Central league and 3rd among all Double-A pitchers in ERA (3.33) ... finished 6 points behind Midland's Jared Koenig (3.26) for the league ERA title.
 - On 8/14 (G1) vs. Frisco (TEX), threw a 7.0-inning, complete-game shutout and struck out five, allowing five hits ... vomited behind the mound before delivering 3-2 pitch with two outs to record final out in a 1-0 win for the Naturals.
 - Was called up straight from Double-A to the Major Leagues to make his MLB debut on 9/17 vs. Seattle, allowing 4 R on 6 H (2 HR) with 2 K in 4.0 IP ... in his second start with the Royals, pitched 5.1 shutout innings on 9/25 @ Detroit, striking out three and walking two ... earned his first MLB win in his third start on 10/1 vs. Minnesota, allowing 4 R on 6 H in 5.1 IP.

2020

- A late addition to the Alt Site in Kansas City, Kansas and participated in the Royals' postseason camp at Kauffman Stadium in October.

2019

- Spent the entire season with Lexington (A) and was named the club's Pitcher of the Year, also named a South Atlantic League Mid-Season All-Star ... ranked 3rd among South Atlantic League among qualified starters in both ERA (3.12) and opponents' average (.222) ... tied for 4th among Royals Minor League pitchers in wins (8) and ranked 7th in strikeouts (120).

2018

- Spent his first pro season with Idaho Falls (R) of the Pioneer League and made 12 appearances (11 starts) and struck out 35 in 50.2 IP.
- Across his last five starts with the Chukars, pitched to a 3.28 ERA (9 ER in 24.2 IP) and a .208 opponents batting average (20-for-96).

COLLEGE: OKLAHOMA STATE (2017-18)

Pitched for two years at Oklahoma State University, combining to go 6-10 with a 5.19 ERA (68 ER in 118.0 IP) and 110 strikeouts.

SOPHOMORE (2018): Was the Cowboys' Opening day starting pitcher and led them to a second-place finish in the Big-12 ... recorded his first complete game in the 2018 NCAA Regionals, striking out seven in a 6-1 win over USF on June 3.

FRESHMAN (2017): Made 22 appearances (five starts), tied for team lead with three saves, helped lead OSU to a Big 12 championship.

MISCELLANEOUS

2016: Graduated from Prestonwood Christian Academy High School in Plano, Texas, where he went 29-3 with a 1.47 ERA ... went 13-0 with a 0.33 ERA (4 ER in 65.0 IP) as a senior and was named to Dallas Morning News All-Area First Team after earning third-team honors as a junior ... also an all-state performer in football.

CAREER PITCHING

SEASON TEAM	W	L	ERA	G	GS	CG	SHO	SV	SVO	IP	H	R	ER	HR	HB	BB	IBB	SO	WHIP	AVG	AB	WP	BK	GDP	TBF	NP-S	
2018 Idaho Falls (R)	1	3	5.15	12	11	0	0	0	0	50.2	55	38	29	4	1	16	0	35	1.40	.264	208	4	0	3	227	763-515	
2019 Lexington (A)	8	5	3.12	25	20	0	0	0	1	112.2	93	47	39	11	8	34	0	120	1.13	.222	419	10	0	4	467	1869-1180	
2020	Did not pitch (no Minor League season)																										
2021 NW Arkansas (AA)	7	3	3.33	22	21	1	1	0	1	105.1	95	42	39	18	7	34	0	120	1.22	.244	390	4	0	7	433	1676-1073	
KANSAS CITY	1	1	4.91	3	3	0	0	0	0	14.2	15	8	8	3	2	3	0	6	1.23	.278	54	0	0	3	59	250-148	
2022 Omaha (AAA)	1	2	4.35	9	9	0	0	0	0	39.1	35	22	19	7	0	10	0	45	1.14	.236	148	3	0	2	160	654-425	
KANSAS CITY	4	10	5.28	21	21	0	0	0	0	104.0	108	67	61	19	6	47	0	70	1.49	.267	404	9	0	10	465	1796-1093	
2023 Omaha (AAA)	1	3	9.12	5	5	0	0	0	0	25.2	35	26	26	6	0	9	0	20	1.71	.327	107	0	0	2	118	441-283	
MAJOR LEAGUE TOTALS (2 Seasons)	5	11	5.23	24	24	0	0	0	0	118.2	123	75	69	22	8	50	0	76	1.46	.269	458	9	0	13	524	2046-1241	
Minor League Totals (5 Seasons)	18	16	4.10	73	66	1	1	0	2	333.2	313	175	152	46	16	103	0	340	1.25	.246	1272	21	0	18	1405	5403-3476	

SEASON / CAREER HIGHS

SEASON	CAREER
4/19/2023 vs. Gwinnett 7.0	INNINGS PITCHED 7.0 (4x) Last: 4/19/2023 vs. Gwinnett
4/13/2023 @ Iowa 9	HITS ALLOWED 9 (3x) Last: 4/13/2023 @ Iowa
4/13/2023 @ Iowa 11	RUNS ALLOWED 11 4/13/2023 @ Iowa
4/13/2023 @ Iowa 11	EARNED RUNS ALLOWED 11 4/13/2023 @ Iowa
4/13/2023 @ Iowa 2	HOME RUNS ALLOWED 3 (3x) Last: 5/6/2022 vs. Columbus
Last: 4/13/2023 @ Iowa 3 (2x)	WALKS ALLOWED 6 (2x) Last: 5/25/2022 @ ARIZONA
4/19/2023 vs. Gwinnett 7	STRIKEOUTS 12 6/25/2019 vs. Columbia
4/25/2023 @ Nashville 28	BATTERS FACED 30 9/3/2022 @ DETROIT
4/25/2023 @ Nashville 104	PITCHES THROWN 108 9/3/2022 @ DETROIT
4/7/2023 - 4/13/2023 5.1 IP	SCORELESS STREAK 14.0 IP 8/6/2021 to 8/19/2021

2023 RUN SUPPORT (OMAHA STARTS ONLY)

RUNS SCORED	0	1	2	3	4	5	6	7	8	9	10+
GAMES	1	1	1	1						1	
PLAYER W-L	0-1	0-0	0-1	0-1						1-0	
Team W-L	0-1	1-0	0-1	0-1						1-0	

2023 GAME-BY-GAME

OMAHA STORM CHASERS, AAA

DATE	OPPONENT	RES	LEFT GAME	DEC	IP	H	R	ER	HR	HB	BB	SO	BF	NP-S
4/2	@ Indianapolis	W, 8-3	Middle 5th, losing 3-1	-	4.0	5	3	3	1	0	3	4	19	79-46
4/7	vs. Toledo (Q)	W, 9-4	End 6th, winning 9-2	W	6.0	6	2	2	1	0	2	5	26	92-61
4/13	@ Iowa	L, 14-1	Bottom 3rd, losing 11-0	L	2.1	9	11	11	2	0	3	2	19	71-44
4/19	vs. Gwinnett (Q)	L, 6-2	End 7th, losing 3-2	L	7.0	7	3	3	1	0	0	7	26	95-60
4/25	@ Nashville	L, 8-3	Bottom 7th, losing 6-3	L	6.1	8	7	7	1	0	1	2	28	104-72

(Q) Indicates Quality Start

2023 BATTED BALL STATISTICS (AAA)

BABIP	GB/FB	LD%	GB%	FB%	IFFB%	HR/FB	Pull%	Cent%	Oppo%	SwStr%
.349	1.03	20.2%	40.4%	39.3%	17.1%	17.1%	42.7%	28.1%	29.2%	8.4%

vs. NASHVILLE IN 2023

W	L	ERA	G	GS	CG	SHO	GF	HLD	SV	SVO	IP	H	R	ER	HR	HB	BB	IBB	SO	WHIP	AVG
0	1	9.95	1	1	0	0	0	0	0	0	6.1	8	7	7	1	0	1	0	2	1.42	.320

vs. NASHVILLE HITTERS IN 2023

PLAYER	AVG	AB	H	2B	3B	HR	RBI	BB	SO
Alvarez, E	.667	3	2	1	0	0	0	1	0
Bolt, S	.333	3	1	0	0	1	1	0	0
Devanney, C	.000	3	0	0	0	0	0	0	1
Hiura, K	.500	2	1	1	0	0	2	0	0
Jackson, A	.000	3	0	0	0	0	0	0	0

PLAYER	AVG	AB	H	2B	3B	HR	RBI	BB	SO
Naquin, T	.667	3	2	0	0	0	0	0	1
Singleton, J	.000	3	0	0	0	0	0	0	0
Taylor, T	.667	3	2	0	1	0	2	0	0
Toro, A	.000	2	0	0	0	0	0	1	0

PLAYER

50 MAX CASTILLO

RHP • R/R • 6'2" • 285 lbs • 5/4/1999 (23)
Traded from Toronto — 8/2/2022
Born/Resides: Caracas, Venezuela

57 DYLAN COLEMAN

RHP • R/R • 6'5" • 235 lbs • 9/16/1996 (26)
Traded from San Diego — 11/5/2020
Born: Potosi, Missouri • Resides: Mineral Point, Missouri

31 AUSTIN COX

LHP • L/L • 6'4" • 235 lbs • 3/28/1997 (26)
2018 MLB Draft — Round 5 (Mercer)
Born: Macon, Georgia • Resides: Kansas City, Missouri

24 JOSH DYE

LHP • L/L • 6'5" • 180 lbs • 9/14/1996 (26)
2018 MLB Draft — Round 23 (Florida Gulf Coast)
Born: DeLand, Florida • Resides: Fort Myers, Florida

60 JONATHAN HEASLEY

RHP • R/R • 6'3" • 235 lbs • 1/27/1997 (26)
2018 MLB Draft — Round 13 (Oklahoma State)
Born: Plano, Texas • Resides: Dallas, Texas

37 JACKSON KOWAR

RHP • R/R • 6'5" • 215 lbs • 10/4/1996 (26)
2018 MLB Draft — Round 13/3rd Overall (Florida)
Born: Weddington, N.C. • Resides: Charlotte, N.C.

58 BROOKS KRISKE

RHP • R/R • 6'3" • 210 lbs • 2/3/1994 (29)
Signed 12/14/2022 as a Minor League Free Agent
Born/Resides: Scottsdale, Arizona

46 MARCELO MARTINEZ

LHP • L/L • 6'2" • 190 lbs • 10/8/1996 (26)
Signed 3/7/2018 as an International Free Agent
Born/Resides: Reynosa, México

21 MIKE MAYERS

RHP • R/R • 6'2" • 220 lbs • 12/6/1991 (31)
Signed 12/22/2022 as a Minor League Free Agent
Born: Grove City, Ohio • Resides: Naples, Florida

41 ANDRÉS NÚÑEZ

RHP • R/R • 6'4" • 265 lbs • 9/20/1995 (27)
2018 MLB Draft — Round 29 (Florida International)
Born/Resides: Southwest Ranches, Florida

53 DREW PARRISH

LHP • L/L • 5'11" • 1195 lbs • 2/8/1997 (25)
2019 MLB Draft — Round 8 (Florida State)
Born: Cape Canaveral, Fla. • Resides: Tallahassee, Fla.

47 EVAN SISK

LHP • L/L • 6'2" • 195 lbs • 4/23/1997 (26)
Traded from Minnesota — 1/24/2023
Born: Pineville, N.C. • Resides: Chester, S.C.

43 COLLIN SNIDER

RHP • R/R • 6'4" • 205 • 10/10/1995 (27)
2017 MLB Draft — Round 12 (Vanderbilt)
Born/Resides: Murfreesboro, Tennessee

44 RYAN WEISS

RHP • R/R • 6'4" • 220 • 12/10/1996 (26)
Claimed off Waivers from Arizona — 7/1/2022
Born: South Elgin, Ill. • Resides: Raleigh, N.C.

62 NICK WITTGREN

RHP • R/R • 6'2" • 210 • 5/29/1991 (31)
Signed 12/23/2022 as a Minor League Free Agent
Born: Torrance, California • Resides: Jupiter, Florida

QUICK NOTES

Ranked by *Baseball America* as the No. 18 Royals prospect

2023: Appeared in 4 Cactus League games for the Royals and went 2-0 with a 11.12 ERA (7 ER in 5.2 IP) and 7 K.

2022: Began the 2022 season in the Blue Jays organization and made 20 appearances (11 in MiLB and 9 in MLB) before being traded to Kansas City on August 2 with Samad Taylor in exchange for Whit Merrifield ... had three stints with the Royals: 8/18-20, 9/4-7 and 9/25 through the end of the season ... across three stints with Omaha, pitched in 7 games (6 starts) with 22 strikeouts in 21.1 innings.

2021: Spent the entire season with New Hampshire (AA), appearing in 21 games (20 starts) while going 11-4 with a 4.85 ERA (55 ER in 102.0 IP) and 89 strikeouts.

4SFB (90-92), CH, SL

CONSECUTIVE BATTERS RETIRED: 0 (4/26)

SCORELESS STREAK: 0.1 IP (4/26)

2023: Made his second consecutive Opening Day Roster with the Royals, but allowed 10 ER in 5.0 IP (18.00 ERA) in 5 games with 7 H, 7 BB & 5 K ... optioned to Omaha on 4/14, has not yet appeared in a game.

2022: Spent nearly the entire season in Kansas City, pitching in 68 games for the Royals with a 5-2 record and 2.78 (21 ER in 68.0 IP) and 71 strikeouts ... 2nd-most appearances among rookie relievers, 8th in ERA, and 9th in strikeouts ... did not allow a HR over the final 26.0 innings of the season ... pitched 1 game for Omaha on May 24.

2021: Opened the season in NW Arkansas (AA) and assigned to Omaha on 7/8 ... earned his first MLB call-up on 9/20 and pitched in 5 games for Kansas City with 7 K in 6.1 IP.

4SFB (91-96), SL, SW

CONSECUTIVE BATTERS RETIRED:

SCORELESS STREAK:

2023: As a non-roster invitee, appeared in 4 Cactus League games for the Royals and went 0-1 with a 2.08 ERA (1 ER in 4.1 IP) and 8 K ... has thrown both scoreless outings from Omaha starters this year (4/1 @ IND & 4/27 @ NAS).

2022: Spent the entire season with Omaha and made 29 appearances (24 starts) for the Storm Chasers, going 7-7 with his 1st career save ... maintained a 4.21 ERA (69 ER in 147.1 IP) with a career-high 105 strikeouts ... 147.1 IP ranked 1st among all Royals farmhands, while 24 starts ranked 4th, 7 W ranked tied 4th and 105 K was 6th.

2021: Joined NW Arkansas (AA) at the end of May, made his 2021 debut 5/26 and remained with the Nationals through the end of the postseason, before a promotion to Omaha for the Triple-A final stretch on 9/26, pitching twice ... appeared in 15 games (all starts) for the Nationals, going 4-1 with a 3.00 ERA (21 ER in 63.0 IP) and 56 strikeouts.

4SFB (89-92), CH, CB, SL

CONSECUTIVE BATTERS RETIRED: 4 (4/27)

SCORELESS STREAK: 9.2 IP (4/21 to 4/27)

2023: Appeared in 2 Cactus League games for the Royals with a 9.00 ERA (1 ER in 1.0 IP) ... activated by OMA off the Development List 4/12 and threw 1.2 perfect innings in his season debut 4/13 ... first 3.2 innings of the year were scoreless before allowing a homer 4/21.

2022: Spent the entire season with Omaha, made 48 appearances (6 starts) with a 5-3 record and 4.48 ERA (31 ER in 62.1 IP) ... 2nd on Chasers staff with 48 games played, 3rd-most in the Royals system ... among Royals Minor League pitchers who threw at least 60.0 innings, ranked 1st in LOB% (82.6%), 3rd in BB/9 (2.31), 4th in K/BB (3.63).

2021: Spent most of the year with NW Arkansas (AA) and pitched in a team-high 38 games, with a 2.52 ERA (17 ER in 60.2 IP) and 3.78 K/BB ratio (68/18) ... led all Royals Minor League pitchers with nine saves in 2021, all of which he earned with the Nationals before being promoted for two games at Omaha (AAA) to finish the year.

CH (81-88), SL

CONSECUTIVE BATTERS RETIRED: 0

SCORELESS STREAK: 0.0 IP

2023: Appeared in 4 Cactus League games for the Royals (2 starts) and went 0-1 with a 17.36 ERA (18 ER in 9.1 IP) and 7 K ... 2 of 4 starts have been quality starts, 4/7 vs. TOL and 4/19 vs. GWN.

2022: Split the season between Kansas City and Omaha, making 21 starts over four stints with the Royals and nine starts with the Storm Chasers ... his 21 MLB starts ranked 7th among Major League rookies ... opened the year in Triple-A ... 9th of his nine Storm Chasers starts coming before his first call-up to Kansas City on 5/12 ... across all nine of his outings with Omaha, struck out 45 in 9.1 innings (10.3 K/9).

2021: Named Kansas City's Double-A Pitcher of the Year with NW Arkansas (AA) and spent much of the season with the Nationals before making his MLB debut with Kansas City on 9/17 and finishing the year with the Royals ... in 22 appearances (21 starts) with NWA, went 7-3 with a 3.33 ERA (39 ER in 105.1 IP) and 120 strikeouts (10.3 K/9).

4SFB (92-94), CB, CH, SNK, SL

CONSECUTIVE BATTERS RETIRED: 0

SCORELESS STREAK: 0.0 IP

2023: Appeared in 4 Cactus League games for the Royals (1 start) and went 1-1 with a 6.75 ERA (6 ER in 10.1 IP) and 11 K to just 3 BB ... after a scoreless season debut on April 2 @ IND, allowed at least 3 runs in 3 straight outings (1 start) ... first 4 outings were 2.0 IP+, last 3 have been less than 2 innings.

2022: Made his first Opening Day roster with Kansas City, but only pitched in 7 games over three stints with the Major League club, also making 20 starts with Omaha (AAA) across three stints ... allowed less than two earned runs in 8 of his 20 starts with Omaha, including three scoreless outings.

2021: Named Kansas City's Pitcher of the Year, given to the top pitcher in the organization, also named the Storm Chasers Pitcher of the Year, the Triple-A East Pitcher of the Year and a Triple-A East Postseason All-Star ... in two stints with Omaha, made 17 appearances (16 starts) and went 9-4 with a 3.46 ERA (31 ER in 80.2 IP) and 115 strikeouts (12.8 K/9), which led all Triple-A pitchers at the time of him being recalled on September 1.

4SFB (95-97), SL, CH

CONSECUTIVE BATTERS RETIRED: 0

SCORELESS STREAK: 0.0 IP

2023: As a non-roster invitee, appeared in 10 Cactus League games for the Royals and went 0-1 with a 3.48 ERA (4 ER in 10.1 IP) and 11 K to just 3 BB ... 6 of 10 appearances with Omaha have been scoreless, including his last two.

2022: Signed with the Yokohama DeNA BayStars of Nippon Professional Baseball (NPB) on December 8, 2021 and pitched in 32 games, going 1-3 with two saves, a 3.25 ERA (13 ER in 36.0 IP) and 56 strikeouts (10.3 K/9) between Japan's Central League (equivalent to Major League Baseball) and Eastern League (Japan's Minor Leagues).

2020-2021: Pitched 16 games in the Major Leagues between New York (AL) and Baltimore, with a 2-1 record and 14.40 ERA (24 ER in 15.0 IP) and 19 strikeouts ... pitched a scoreless ninth inning to finish the game his Major League debut on July 25 @ Baltimore.

4SFB (93-95), SPL, SL

CONSECUTIVE BATTERS RETIRED: 7 (4/27 to 4/29)

SCORELESS STREAK: 2.2 IP (4/25 to 4/29)

2023: Retired 6 straight to end his outing 4/11 @ Iowa, first 3 in next outing 4/22 vs. GWN ... all 4 games this year have been in relief, at least 2.0 IP each.

2022: Spent the majority of the season with Omaha, appearing in 27 games with the Storm Chasers but also made three starts with NW Arkansas (AAA) in a stint from 5/3-21 ... Made 15 starts with the Chasers, while making 12 relief appearances as well, with a season-high five straight starts between 6/19 and 7/13 ... 9 of his 11 relief appearances with Omaha were 2.0 innings or longer, including 4.0 scoreless frames on 7/22 vs. Iowa.

2021: Began the season with NW Arkansas (AA), promoted to Omaha on 6/15, where he pitched for the remainder of the season ... between the two levels, led all Royals Minor League pitchers with 24 starts and 112.1 IP, also led the Chasers in starts (17), 2nd on the team in IP (84.1) and 4th in K (84) ... ranked 4th in the system with 117 K.

4SFB (85-89), SL, CH

CONSECUTIVE BATTERS RETIRED: 0 (4/29)

SCORELESS STREAK: 8.0 IP (4/11 to 4/29)

2023: As a non-roster invitee, appeared in 6 Cactus League games for the Royals (2 starts) and went 0-1 with a 5.02 ERA (8 ER in 14.1 IP) ... pitched his first quality start of the season 4/18 vs. GWN (6.0 IP, 1 ER).

2022: Spent much of the season with the Los Angeles Angels, as he made 24 MLB appearances (3 starts) and went 1-1 with a 5.68 ERA ... Designated for Assignment on 5/26 and outrighted off the 40-man roster on 6/2 ... made eight starts for Salt Lake (AAA) before he returned to the Angels on 8/6, where he finished the season.

2021: For the second straight season, spent the entire year in the Major Leagues and pitched in a career-high 72 games for the Angels, tied for the 4th-most in the American League and 8th in MLB ... 68 of his career-high 90 strikeouts came in relief, and 7th among American League relievers.

4SFB (90-92), SL, CH, SNK, CB

CONSECUTIVE BATTERS RETIRED: 1 (4/29)

SCORELESS STREAK: 0.1 IP (4/29)

2023: As a non-roster invitee, appeared in 2 Cactus League games for the Royals and struck out 4 with a 16.20 ERA (3 ER in 1.2 IP).

2022: Spent the entire season with Omaha and was named Kansas City's Triple-A Pitcher of the Year with the Storm Chasers, going 5-4 with a team-high-tying 8 saves, a 3.61 ERA (25 ER in 62.1 IP) with 69 strikeouts to just 17 walks (4.06 K/BB) in a team-best 54 relief appearances ... threw the longest scoreless streak in MiLB, a stretch of 26.1 innings and 22 appearances from 5/19 to 7/26 in which he did not allow a run, holding opponents to a .183 average (17-for-93) with 34 strikeouts.

2021: Began the season with NW Arkansas (AA) and split the season between the Nationals and Omaha with 47 combined games pitched (1 start), the third-most appearances among Royals Minor League pitchers.

SNK (90-92), SL, CH, CUT

CONSECUTIVE BATTERS RETIRED: 1 (4/28)

SCORELESS STREAK: 1.2 IP (4/22 to 4/28)

2023: Appeared in 2 Cactus League games for the Royals and produced a 3.00 ERA (1 ER in 3.0 IP) and 1 K.

2022: Began the season with NW Arkansas (AA), made 10 starts before being assigned to Omaha on 6/3, where he finished the season, pitched in 17 games (15 starts) for Omaha) and went 3-8 with a 5.62 ERA (46 ER in 73.2 IP) ... with the Nationals, was named the Texas League Pitcher of the Week back-to-back, on 5/9 and 5/16, did not allow an earned run in 28.2 innings between 5/1 and 5/26 ... was the Texas League's May Pitcher of the Month right before getting called up to Triple-A.

2021: Split the season between Quad Cities (A+) and NW Arkansas (AA), with a break in between to pitch for Team USA at the 2021 WBSC Olympic Baseball Qualifiers ... named an MiLB.com Organization All-Star ... among qualified MiLB pitchers (96.0 IP), ranked 14th in WHIP, 14th in opponents' average (.198) and 16th in ERA (2.83).

SNK (87-91), CH, CB

CONSECUTIVE BATTERS RETIRED: 3 (4/28)

SCORELESS STREAK: 7.1 IP (4/22 to 4/28)

2023: Appeared in 6 Cactus League games for the Royals in his first MLB Spring Training and went 1-0 with a 4.50 ERA (3 ER in 6.0 IP) and 3 K ... has not allowed an earned run in 7 of his team-best 11 appearances.

2022: Split his first full season in the Twins organization between Wichita (AA) and St. Paul (AAA), earned Minnesota MiLB.com Organization All-Star honors as a relief pitcher ... posted a 1.57 ERA (11 ER in 63.0 IP) with 76 strikeouts against 25 walks (10.86 K/9 and 2.62 K/BB) across 50 games between the two levels, the best ERA in 2022 among all MiLB relievers that made 50+ appearances and threw a minimum of 60.0 IP.

2021: Began the season in the Cardinals organization, acquired by Minnesota via trade on July 30 ... split the year between Peoria (A+), Springfield (AA) and Wichita (AAA), combining to pitch in 39 games with a 3-1 record and 3.91 ERA (23 ER in 53.0 IP), striking out 69 with 35 walks ... originally drafted by St. Louis in the 16th Round in 2018.

SNK (89-92), CH, SL

CONSECUTIVE BATTERS RETIRED: 0

SCORELESS STREAK: 0.0 IP

2023: Appeared in 7 Cactus League games for the Royals and went 1-0 with a 3.52 ERA (3 ER in 7.2 IP) and 10 K to just 1 BB ... 4 of 8 appearances have been scoreless, has allowed runs in 4 of his last 5 outings.

2022: Made the Opening Day Roster and his MLB debut with Kansas City ... in his first season in the big leagues, started and ended the season with Kansas City ... pitched in 42 games over five stints with the Royals, going 4-2 with a 6.55 ERA (25 ER in 34.1 IP) ... began his career with 5 scoreless innings over 6 games, and pitched in 27 of KC's first 36 games during his first stint from Opening Day through 6/9 ... also appeared in 20 games with Omaha (AAA) with a 5.40 ERA (13 ER in 21.2 IP) and 12 scoreless outings.

2021: Split the season between NW Arkansas (AA) and Omaha, making a career-high 48 appearances with a career-high 64 strikeouts and 26 walks ... joined the Storm Chasers a week into the season, returned to NWA on June 6, transferred back to Triple-A on August 24 ... posted a 3.15 ERA in 25 Double-A outings before returning to Omaha.

SNK (94-95), SL

CONSECUTIVE BATTERS RETIRED: 0

SCORELESS STREAK: 0.0 IP

2023: As a non-roster invitee, appeared in 8 Cactus League games for the Royals and went 2-0 with a 1.93 ERA (2 ER in 9.1 IP) and 15 K to 5 BB ... 2 of 6 outings have been scoreless, allowed runs in 5 straight appearances between 4/5 and 4/20.

2022: Began the season on Arizona's 40-man roster and opened the year with Amarillo (A+) and made 10 appearances before being promoted to Reno (AAA) ... DFA'd on June 26, and claimed by Kansas City on July 1, but optioned off the 40-man roster at completion of the deal ... in 47 appearances (1 start) across the three affiliates, went 3-2 with a 6.93 ERA (48 ER in 62.1 IP) ... made his Omaha debut 7/3 @ St. Paul and made 30 relief appearances with the Chasers, with 34 strikeouts in 35.2 innings (8.6 K/9).

2021: Split the season between Amarillo (AA) and Reno (AAA) ... appearing in 34 games (8 starts), combined to go 6-3 with one save, and a 4.60 ERA (40 ER in 78.1 IP), along with 88 strikeouts ... back-to-back Double-A Central Pitcher of the Week to open the season, with a career-best 17.2-inning scoreless streak from May 6 to 23.

CH, CB, 4SFB (90-93), SL

CONSECUTIVE BATTERS RETIRED: 2 (4/25)

SCORELESS STREAK: 1.1 IP (4/20 to 4/25)

2023: As a non-roster invitee, appeared in 7 Cactus League games for the Royals and produced a 2.25 ERA (2 ER in 8.0 IP) and 9 K ... 9 of 10 appearances with Omaha have been scoreless with 5 perfect appearances ... has retired 35 of 44 batters faced (80%).

2022: Pitched in 29 games for the St. Louis Cardinals and allowed just 1 run over his first 9 appearances (6.1 IP), but recorded a 7.50 ERA (10 ER in 12.0 IP) in May and a 6.75 ERA (8 ER in 10.2 IP) in June, before being DFA'd on July 2 and released on July 9 ... did not play professional baseball for the rest of the season.

2016-22: Over parts of seven seasons in the Major Leagues with Miami, Cleveland and St. Louis, pitched in 287 games (1 start) with a 3.96 ERA (123 ER in 300.1 IP) and 282 strikeouts ... has allowed only 27 of 130 inherited runners to score in his MLB career, and that rate of 20.8% ranks 5th in the majors since 2016 (min. 275 appearances).

4SFB (90-92), SL, CH, CUT

CONSECUTIVE BATTERS RETIRED: 2 (29)

SCORELESS STREAK: 9.1 IP (4/7 to 4/29)

CAREER HIGHS

IP	7.0	(3x) Last: 5/20/22 vs. Syracuse
K	9	5/30/18 vs. Lake County
BB	4	(6x) Last: 9/25/22 vs. SEATTLE
H	10	(2x) Last: 8/7/21 vs. Hartford
ER	8	(2x) Last: 6/10/18 @ Fort Wayne
NP	97	7/30/18 @ Dayton
IP	3.0	8/31/19 vs. Lansing
K	4	(4x) Last: 9/12/21 @ St. Paul
BB	4	4/10/23 @ TEXAS
H	5	7/4/21 @ Springfield
ER	6	4/10/23 @ TEXAS
NP	38	8/22/18 @ Great Lakes
IP	8.0	6/14/19 @ Columbia
K	10	7/23/19 vs. Potomac
BB	5	(2x) Last: 5/7/22 vs. Columbus
H	10	6/29/22 @ St. Paul
ER	5	(6x) Last: 8/3/22 vs. St. Paul
NP	119	6/14/19 @ Columbia
IP	5.0	(3x) Last: 9/2/18 vs. Potomac
K	8	4/26/19 vs. Greenville
BB	4	7/9/22 vs. Toledo
H	9	8/19/18 vs. Danville
ER	5	7/23/22 vs. Iowa
NP	72	(2x) Last: 9/2/18 vs. Potomac
IP	7.0	(4x) Last: 4/19/23 vs. Gwinnett
K	12	6/25/19 vs. Columbia
BB	6	(2x) Last: 5/25/22 @ ARIZONA
H	9	(3x) Last: 4/13/23 @ Iowa
ER	11	4/13/23 @ Iowa
NP	108	9/3/22 @ DETROIT
IP	8.0	(2x) Last: 8/24/19 @ Frisco
K	10	(2x) Last: 7/3/21 @ St. Paul
BB	5	(3x) Last: 5/31/22 vs. Indianapolis
H	11	(2x) Last: 6/14/22 @ Iowa
ER	9	6/14/22 @ Iowa
NP	107	6/8/19 vs. Fayetteville
IP	3.1	8/1/18 vs. Aberdeen
K	6	8/8/18 vs. Lowell
BB	5	9/12/21 vs. Rochester
H	5	7/2/18 vs. Brooklyn
ER	5	(2x) Last: 9/6/21 vs. TORONTO
NP	53	8/8/18 vs. Lowell
IP	7.1	7/7/22 vs. Toledo
K	12	(2x) Last: 8/1/18 @ Pulaski
BB	6	5/10/22 vs. Wichita
H	10	7/13/21 @ Indianapolis
ER	8	(3x) Last: 9/11/22 vs. Indianapolis
NP	104	7/30/19 vs. Fayetteville
IP	9.0	5/2/15 @ Arkansas
K	10	(2x) Last: 6/3/17 vs. Omaha
BB	4	(5x) Last: 5/1/17 vs. Round Rock
H	11	5/5/15 @ Jupiter
ER	9	7/24/16 vs. LOS ANGELES (NL)
NP	102	(2x) Last: 6/3/17 vs. Omaha
IP	5.0	6/23/19 vs. Greenville
K	6	7/16/19 @ Rome
BB	3	(2x) Last: 6/13/21 @ Frisco
H	5	(5x) Last: 4/8/23 vs. Toledo
ER	8	9/11/21 @ St. Paul
NP	60	6/23/19 vs. Greenville

OMAHA RELIEVERS			ENTRANCE SITUATION			INNING ENTERING THE GAME											INHERITED RUNNERS			1-2-3 INNINGS		
PITCHER	LAST OMA APPEARANCE (IP)		LEAD	TRAIL	TIED	1	2	3	4	5	6	7	8	9	10+		BR INHER.	BR SCORE	% SCORE	TOTAL	POSSIBLE	% 1-2-3
30 Cox, Austin	THU 4/6 vs. Toledo (2.1 IP)		-	-	1	-	-	1	-	-	-	-	-	-	-		3	3	100.0%	0	2	0.0%
24 Dye, Josh	FRI 4/28 @ Nashville (0.2 IP, L)		-	2	1	-	-	1	-	-	-	1	-	1	-		1	1	100.0%	1	3	33.3%
37 Kowar, Jackson	FRI 4/28 @ Nashville (1.0 IP)		3	4	-	-	-	-	-	2	3	1	1	-	-		2	1	50.0%	0	10	0.0%
58 Kriske, Brooks	SAT 4/29 @ Nashville (1.1 IP)		3	7	-	-	-	-	-	2	2	3	2	1	-		4	1	25.0%	2	10	20.0%
46 Martinez, Marcelo	SAT 4/29 @ Nashville (3.2 IP)		2	3	-	-	-	2	1	-	-	2	-	-	-		3	2	66.7%	5	10	50.0%
41 Núñez, Andrés	FRI 4/28 @ Nashville (1.0 IP)		2	6	1	-	-	-	-	2	5	1	1	-	-		2	1	50.0%	3	7	42.9%
53 Parrish, Drew	SAT 4/1 @ Indianapolis (3.0 IP)		1	-	-	-	-	-	1	-	-	-	-	-	-		-	-	-	2	3	66.7%
47 Sisk, Evan	SAT 4/29 @ Nashville (0.1 IP, L)		3	6	2	-	-	-	-	-	2	3	3	2	1		4	3	75.0%	1	7	14.3%
43 Snider, Collin	SAT 4/29 @ Nashville (0.1 IP)		4	3	1	-	-	-	-	-	-	-	8	-	-		1	1	100.0%	2	6	33.3%
44 Weiss, Ryan	TUE 4/25 @ Nashville (1.0 IP)		3	4	-	-	-	-	-	-	-	2	3	2	-		-	-	-	0	6	0.0%
62 Wittgren, Nick	SAT 4/29 @ Nashville (1.2 IP)		8	2	-	-	-	-	-	1	1	1	4	3	-		7	1	0.0%	6	11	54.5%
Staumont, Josh	WED 4/12 @ Iowa (1.0 IP)		2	2	-	-	-	-	-	-	-	-	-	4	-		-	-	-	1	4	25.0%
Taylor, Josh	WED 4/12 @ Iowa (1.0 IP)		3	2	-	-	-	-	-	-	1	2	1	1	-		2	2	100.0%	1	5	20.0%
			-	-	-	-	-	-	-	-	-	-	-	-	-		-	-	-	-	-	-
			34	41	6	0	0	4	2	7	14	16	23	14	1		29	16	55.2%	24	84	28.6%

OMAHA STARTING PITCHER SPLITS						1st PITCH STRIKES			1-2-3 INNINGS			OMAHA STARTERS VS. RELIEVERS		
PITCHER	GS	W-L	TEAM W-L	R SUPPORT	SUPPORT/START	FPS	TBF	% FPS	TOTAL	POSSIBLE	% 1-2-3	STARTERS	RELIEVERS	
21 Mayers, Mike	6	1-1	2-4	10	1.67	77	119	64.7%	5	24	20.8%	3-9	W-L	6-6
60 Heasley, Jonathan	5	1-3	2-3	15	3.00	71	118	60.2%	6	25	24.0%	6.04	ERA	5.25
50 Castillo, Max	4	0-4	0-4	5	1.25	60	90	66.7%	4	18	22.2%	107.1	INNINGS	104.2
31 Cox, Austin	4	1-0	3-1	11	2.75	39	69	56.5%	8	18	44.4%	119 (18)	HITS (HR)	121 (12)
53 Parrish, Drew	4	0-0	2-2	15	3.75	37	64	57.8%	7	18	38.9%	78 (72)	R (ER)	71 (61)
37 Kowar, Jackson	1	0-1	0-1	1	5.00	9	14	64.3%	0	2	0.0%	50	BB	51
	24			57	2.38	293	474	61.8%	30	105	28.6%	87	K	109
												1.57	WHIP	1.64
												.283	AVG	.289

OMAHA STARTING PITCHER/CATCHER MATCHUPS																																							
PITCHER	FREDDY FERMIN								LOGAN PORTER								JAKSON REETZ								TOTALS														
	GS	W-L	ERA	IP	ER	BB	SO	GS	W-L	ERA	IP	ER	BB	SO	GS	W-L	ERA	IP	ER	BB	SO	GS	W-L	ERA	IP	ER	BB	SO	GS	W-L	ERA	IP	ER	BB	SO				
21	Mayers, Mike	3	0-1	10.50	12.0	14	6	9	-								3	1-0	6.00	12.0	8	6	12	-								6	1-1	8.25	24.0	22	12	21	
60	Heasley, Jonathan	3	1-1	11.68	12.1	16	8	11	2	0-2	6.75	13.1	10	1	9	-								-								5	1-3	9.12	25.2	26	9	20	
50	Castillo, Max	2	0-2	7.71	9.1	8	5	4	2	0-2	4.66	9.2	6	2	2	-								-								4	0-4	6.16	19.0	13	7	6	
31	Cox, Austin	-								2	0-0	2.57	7.0	2	3	10	2	1-0	0.82	11.0	1	6	9	-								4	1-0	1.50	18.0	3	9	19	
53	Parrish, Drew	2	0-0	3.86	7.0	3	3	11	2	0-0	0.82	11.0	1	6	7	-								-								4	0-0	2.00	18.0	4	9	18	
37	Kowar, Jackson	1	0-1	13.50	2.2	4	4	3	-								-								-								1	0-1	13.50	2.2	4	4	3
	Relievers	-	4-1	5.15	50.2	29	27	53	-	2-2	6.59	28.2	23	12	31	-	0-3	3.91	25.1	11	12	25	-	-									-	6-6	5.25	104.2	61	51	109
TOTALS		11	5-6	7.09	94.0	74	53	91	8	2-6	5.04	69.2	39	24	59	5	2-3	3.72	48.1	20	24	46	-								24	9-15	5.65	212.0	133	101	196		
		CS/ATT	3/9		PCT	33.3%		CS/ATT	2/15		PCT	13.33%		CS/ATT	0/6		PCT	0.0%		CS/ATT	/		PCT	0.0%		CS/ATT	5/30		PCT	15.7%									

OMAHA CATCHER PITCHING STATS																									
CATCHERS		W	L	ERA	GS	SV	IP	H	R	ER	HR	HB	BB	IBB	SO	WHIP	AVG	WP	GDP	TBF	SB	CS	ATT	%CS	PB
4	Freddy Fermin	5	6	7.09	11	2	94.0	110	79	74	16	7	53	1	91	1.73	.291	6	8	446	6	3	9	33.33%	2
14	Logan Porter	2	6	5.04	8	0	69.2	75	43	39	11	6	24	0	59	1.42	.280	0	12	301	13	2	15	13.33%	1
25	Jakson Reetz	2	3	3.72	5	2	48.1	55	27	20	3	4	24	0	46	1.63	.282	7	6	226	6	0	6	0.0%	0

AUTOMATIC BALLS CALLED ON OMAHA PITCHERS (8)

DATE	PITCHER (# IN '23)	INNING	UMPIRE	COUNT AT CALL	BATTER RESULT (COUNT)
1. April 4 vs. Toledo	Marcelo Martinez (1)	▲ 7	Dane Poncsak	0-0	Strikeout Swinging (1-2)
2. April 7 vs. Toledo	Ryan Weiss (1)	▲ 9	Matt Bates	1-0	Walk (3-0)
3. April 9 vs. Toledo	Max Castillo (1)	▲ 3	Cody Oakes	0-0	Strikeout Swinging (3-2)
4. April 18 vs. Gwinnett	Mike Mayers (1)	▲ 5	Takahito Matsuda	0-0	Flyout, F7 (1-0)
5. April 20 vs. Gwinnett	Max Castillo (2)	▲ 4	Ben Phillips	0-0	Walk (3-1)
6. April 22 vs. Gwinnett	Drew Parrish (1)	▲ 5	Jose Navas	0-0	Walk (3-1)
7. April 23 vs. Gwinnett	Evan Sisk (1)	▲ 7	Ben Phillips	0-0	Lineout (1-1)
8. April 27 @ Nashville	Austin Cox (1)	▼ 3	Mark Bass	1-2	Strikeout Swinging (2-2)
9.					
10.					

FASTEST STORM CHASERS PITCHES

MPH	PITCHER	DATE	INNING	BATTER	PITCH TYPE	RPM	COUNT	RESULT
1. 99.3	Jackson Kowar	4/18 vs. Gwinnett	▲ 7	Justin Dean	4-seam FB	2,193	2-2	Called Ball
2. 99.1	Josh Staumont	4/9 vs. Toledo	▲ 9	Jermaine Palacios	Sinker	2,300	2-2	Strikeout
3. 99.0	Jackson Kowar	4/18 vs. Gwinnett	▲ 7	Justin Dean	4-seam FB	2,150	3-2	Walk
4. 98.9	Josh Staumont	4/6 vs. Toledo	▲ 9	Jermaine Palacios	Sinker	2,402	3-2	Foul Ball
5. 98.8	Josh Staumont	4/9 vs. Toledo	▲ 9	Michael Papierski	4-seam FB	2,253	0-2	Called Ball
6. 98.4	Jackson Kowar	4/26 @ Nashville	▼ 7	Eddy Alvarez	4-seam FB	2,154	1-1	Swinging Strike
7. 98.3	Jackson Kowar	4/26 @ Nashville	▼ 7	Eddy Alvarez	4-seam FB	2,046	1-2	Called Ball
8. 98.1	Jackson Kowar	4/28 @ Nashville	▼ 8	Keston Hiura	4-seam FB	2,093	3-2	Foul Ball
98.1	Josh Staumont	4/9 vs. Toledo	▲ 9	Jermaine Palacios	Sinker	2,241	0-0	Called Ball
98.1	Josh Staumont	4/9 vs. Toledo	▲ 9	Michael Papierski	Sinker	2,327	0-0	Swinging Strike

PLAYER

19 CJ
ALEXANDER

INFIELD/OUTFIELD • L/L • 6'3" • 215 • 7/16/1996 (26)
Traded from Atlanta — 7/11/2022
Born: Merrillville, Indiana • Resides: Surprise, Arizona

16 DAIRON
BLANCO

OUTFIELDER • R/R • 6'0" • 200 • 4/26/1993 (30)
Traded from Oakland — 7/27/2019
Born: Florida, Cuba • Resides: Miami, Florida

3 TUCKER
BRADLEY

OUTFIELDER • L/L • 6'0" • 195 • 5/6/1998 (24)
Signed 6/23/2020 as an Undrafted Free Agent (Georgia)
Born/Resides: Chickamauga, Georgia

17 ANGELO
CASTELLANO

INFIELDER • R/R • 6'0" • 165 • 1/13/1995 (28)
Signed 7/16/2011 as an International Free Agent
Born/Resides: San Diego, Venezuela

26 NATE
EATON

OUTFIELDER • R/R • 5'11" • 200 • 12/22/1996 (26)
2018 MLB Draft — Round 21 (VMI)
Born/Resides: Chester, Virginia

4 FREDDY
FERMIN

CATCHER • R/R • 5'10" • 200 • 5/15/1995 (27)
Signed 7/25/2015 as an International Free Agent
Born/Resides: Puerto Ordaz, Venezuela

11 MAIKEL
GARCIA

INFIELDER • R/R • 6'0" • 185 • 3/3/2000 (23)
Signed 7/27/2016 as an International Free Agent
Born/Resides: La Sabana, Venezuela

28 TYLER
GENTRY

OUTFIELDER • R/R • 6'2" • 215 • 2/1/1999 (24)
2020 MLB Draft — Round 3 (Alabama)
Born: Memphis, Tenn. • Resides: Arlington, Tenn.

18 BREWER
HICKLEN

OUTFIELDER • R/R • 6'2" • 220 • 2/9/1996 (27)
2017 MLB Draft — Round 7 (Alabama at Birmingham)
Born/Resides: Huntsville, Alabama

13 NICK
LOFTIN

INFIELD/OUTFIELD • R/R • 6'1" • 200 • 10/6/1995 (26)
2020 MLB Draft — Round 1/32nd Overall (Baylor)
Born: Corpus Christi, Texas • Resides: Surprise, Ariz.

14 LOGAN
PORTER

CATCHER/INFIELD • R/R • 6'0" • 200 • 7/12/1995 (27)
Signed 6/21/2018 as an Undrafted Free Agent (Dixie State)
Born: Phoenix, Texas • Resides: Surprise, Ariz.

25 JAKSON
REETZ

CATCHER • R/R • 6'0" • 215 • 1/3/1996 (27)
Signed 12/12/2022 as a Minor League Free Agent
Born: Hickman, Neb. • Resides: Elkhorn, Neb.

0 SAMAD
TAYLOR

INFIELD/OUTFIELD • R/R • 5'10" • 160 • 7/11/1998 (24)
Traded from Toronto — 8/2/2022
Born: Corona, Calif. • Resides: Sioux Falls, S.D.

QUICK NOTES

- 2023: Appeared in 17 Cactus League games for the Royals and slashed .391/.462/.783 (9-for-23) with 4 XBH (2 HR) and 6 RBI ... has made first 4 starts of his career in RF this season. 4 of his 5 career starts in the OF ... leads the Storm Chasers with 10 XBH.
- 2022: Began year with Mississippi Braves (AA) in the Southern League, traded with 2 players to KC from Atlanta on 7/11, assigned to NW Arkansas ... in 114 total games, tied 6th in Double-A in RBI (87), tied 10th in HR (25) ... set career highs in games played, 2B (18), HR, RBI, and SB (19) ... Double-A leader in Avg. in RBI (29), tied 1st in league in HR (8).
- 2018-21: Played 182 games in the Braves' system, between R, A, A+ and AA ... slashed .229/.310/.374 (144-for-628) with 14 HR and 66 RBI ... began and ended 2019 in Double-A with Mississippi, spent July in High-A with the Florida Fire Frogs ... played 87 games in Double-A with league-champion Mississippi in 2021.
- MISC: Brother Blaze is prospect in the Diamondbacks system, a 2022 Texas League Postseason All-Star with Amarillo, added to the D-backs' 40-man roster in November 2022.

HIT STREAK:

- 2023: As a non-roster invitee, appeared in 16 Cactus League games for the Royals and slashed .310/.412/.724 (9-for-29) with 6 XBH (3 2B, 3 HR) and 5 RBI ... went 7-for-14 @ Indy last weekend with 6 1B and 1 HR ... 2nd in league with 12 steals, added 3 on Sunday vs. GWN ... 12-for-13 in steal attempts.
- 2022: Played in 107 games for Omaha (AAA) but also appeared in five games with Kansas City from May 19 to June 3 ... slashed .301/.367/.486 (110-for-366) for Omaha and led the team in batting average while stealing a career-high 45 bases in Triple-A, a Storm Chasers single-season record ... made his MLB debut May 20 vs. Minnesota, went 2-for-7 over five games ... in September, slashed .436/.480/.649 (41-for-94) with 12 XBH (7 2B, 3 3B, 3 HR), 23 RBI and 11 SB, led the league in AVG, OBP and hits in the last month.
- 2021: Split the season between NW Arkansas (AA) and Omaha (AAA), slashing a combined .277/.350/.441 (117-for-422) across 117 games with a career-best 41 stolen bases, while hitting 14 home runs and driving in 53 runs ... his 41 steals ranked 12th in MLB and second in the Royals organization, behind Tyler Tolbert (55).

HIT STREAK:

- Ranked by MLB Pipeline as the No. 28 Royals prospect.
- 2023: Appeared in 18 Cactus League games for the Royals and slashed .273/.346/.545 (6-for-22) with 2 HR and 6 RBI ... hit first Triple-A HR in 6th inning on 4/12 @ IOW, 2-run HR ... hit pinch-hit 2-run 2B in win on 4/14 and had 3 RBI off the bench in comeback win.
- 2022: Spent the entire season with NW Arkansas (AA) and reached base in 90 of 109 games (82.57%), reached base multiple times in team-best 56 games ... 1st on team with 33 multi-hit games ... 2 of 12 home runs this season were grand slams, on 4/23 @ Frisco and 5/12 vs. Wichita, both in 5th inning, first two of his pro career ... reached base at least twice in seven straight games from 7/26 to 8/2 ... homered in three straight games, 8/30 to 9/2 ... season-high 12-game on-base streak from 6/24 to 7/9.
- 2021: Began his professional career splitting the year between Columbia (A) and Quad Cities (A+), .380 OBP ranked fourth among qualified Royals Minor Leaguers.

HIT STREAK:

- 2023: Appeared in 12 Cactus League games for the Royals and went 1-for-12 (.083) with 1 RBI and 1 BB ... hits in 8 of 12 games, reached base in his first 9 games of the season ... has started at SS 8 games in a row, 4/18 to 4/26 and 10 of last 11.
- 2022: In his 11th year as a member of the Royals organization, began the year with Omaha, hit assigned to NW Arkansas (AA) on 8/9, and finished the season with the Royals ... over 59 games with the Storm Chasers, slashed .218/.318/.316 (38-for-174) while playing six different positions (1B, 2B, 3B, SS, LF & RF) ... made at least 10 starts at each SS (150.2 innings), 3B (121.0 innings) and 1B (115.0 innings) ... snapped 0-for-27 stretch with Nationals on 8/21 vs. San Antonio ... 15-for-67 over last 20 games after hitless streak ended ... played 800th MLB game (all in Royals system) on 9/15 vs. Frisco, entered as defensive replacement.
- 2011-2023: Has played 803 games in the Royals' minor league system, slashing .232/.311/.312 (606-for-2610), with 29 HR and 271 RBI ... 2013 Dominican Royals Player of the Year ... 143 games with Omaha between 2021 and 2023, hitting .226 over 80 games in 2021 after an early-season promotion from Double-A.

HIT STREAK: 2 Games (4/28 to 4/29), .286 (2-for-7)

ON-BASE BASE STREAK:

3 Games (4/28 to 4/29), .286 (2-for-7)

- 2023: Made his first Opening Day roster this season with Kansas City ... in 12 games, went 1-for-25 with 13 strikeouts, optioned to Omaha 4/24 ... threw a scoreless inning 4/10 @ TEX, allowed 2 hits and struck out 1, fastball sat 91-95 ... hits in first 2 AB's with OMA, HR in first AB — solo HR in 2nd inning 4/27 @ NAS.
- 2022: Split time in the Minor Leagues between NW Arkansas (AA) and Omaha (AAA) but also appeared in 44 games with Kansas City over three separate stints with the Royals: 7/14-17, 8/4-22 and 9/1 through the end of the regular season ... opened the year in Double-A and made his MLB debut July 14 ... led the majors with a 98.1 mph arm strength ... for the 2nd straight year, saw time at five positions in the Minors (SS, 3B, LF, CF and RF), played in the OF for 27 of his first 29 games, then played 3B for 12 of his last 15 games.
- 2021: Began the season with Quad Cities (A+) and played 70 games for the River Bandits, led the team in stolen bases (23) and played in the Arizona Fall League.

HIT STREAK:

- 2023: Opened the season 0-for-19 to begin the regular season, has gone 12-for-22 since (.545), including a stretch of hits in 8 straight plate appearances between 4/8 and 4/13 ... recalled by Kansas City 4/21, optioned 4/28 and played in 3 games, went 1-for-7 for Royals, first MLB hit 4/23 @ LAA ... hit 3-run HR in first at-bat back with Omaha 4/29 @ NAS.
- 2022: Played in 87 games Omaha and slashed .270/.365/.480 (80-for-296) but also appeared in three games with Kansas City between July 14 and 17 for the team's series in Toronto ... reached base in a career-best 33 straight games between 8/3 and 9/15, 2nd longest on-base streak of the season for Omaha ... added to Kansas City's 40-man roster on November 5, 2022 ... named Rookie of the Year and MVP of Venezuelan Winter League, slashed .404/.482/.566 (67-for-166) with Caracas.
- 2021: Began the season with Omaha before joining NW Arkansas (AA) on May 25, where he remained for the rest of the season.

HIT STREAK:

- Ranked by MLB Pipeline as the No. 3 Royals prospect ... Ranked by Baseball America as the No. 6 Royals prospect.
- 2023: Appeared in 14 Cactus League games for the Royals and slashed .324/.343/.471 (11-for-34) with 3 XBH (1 HR) and 6 RBI, with 8 starts at SS and 2 in CF ... opened the season 6-for-14 @ Indy with 8 RBI in 3 games ... drove in runs in 7 of his first 8 games this year, but just 4 of his last 15.
- 2022: Began season in NW Arkansas (AA), made MLB debut on 7/15 @ Toronto, ended season in Omaha (AAA) ... produced 3 Nationals-best 14-game hitting streak from 4/27 to 5/12, hit .397, .970 OPS ... ranked 8th in Texas League with 27 steals, 39 total in 2022 when including Omaha games ... recalled by KC 7/14 for series @ Toronto, went 0-for-1 and appeared in game on 7/15, then optioned to NW Arkansas on 7/18, recalled to KC on 7/28, optioned to Omaha 8/4, recalled on 8/15, optioned 8/18 ... played in 40 Triple-A games.
- 2021: Split season between 47 (A), and Quad Cities (A+), slashed .291/.380/.405 (120-for-480) between the two levels ... added to KC 40-man roster on 11/19/21.

HIT STREAK: 2 Games (4/28 to 4/29), .222 (2-for-9), 1 2B

ON-BASE BASE STREAK: 2 Games (4/28 to 4/29), .222 (2-for-9), 1 2B

- Ranked by MLB Pipeline as the No. 8 Royals prospect ... Ranked by Baseball America as the No. 7 Royals prospect.
- 2023: As a non-roster invitee, appeared in 17 Cactus League games for the Royals and slashed .188/.333/.344 (6-for-32) with 3 XBH (1 HR) and 2 RBI ... has reached base in 20 of 23 games so far this season, started first 23 games of the season ... hit first Triple-A HR in 6th inning on 4/5 vs. TOL, 3-run HR.
- 2022: Began season in Quad Cities (A+), assigned to NW Arkansas 6/14, named Nationals Player of the Year ... ranked 8th in MLB in batting average (.326) ... Royals org leader in AVG (.326), SLG (.542) and OPS (.964), 2nd in OBP (.422) ... drove in at least one run in 36 of 73 games since joining the Nationals, reached base in 64 of 73 games (87.6%) ... Texas League POTW week of 6/27 - 7/3, hit .435 (10-for-23) with 6 XBH (2 2B, 4 HR), 11 RBI, 1.543 OPS ... reached in 28 straight games, 7/30 to 9/3, with 485 OBP.
- 2021: Spent his first pro season in Quad Cities (A+), played everyday for the first two months of the season ... placed on the 7-Day Injured list on 7/14 and then the 60-Day IL 8/2.

HIT STREAK:

- 2023: Began the season on the 7-Day Injured list (right elbow strain) ... activated 4/25 and came off the bench to play CF @ NAS, made first start 4/26.
- 2022: Played in 130 games for Omaha (AAA) and was named the Royals Triple-A Player of the Year but also appeared in six games with Kansas City over two separate stints with the Royals: May 26-30 and July 14-17 ... contract was selected by KC May 26 and made his major league debut that night in Minnesota, starting in CF ... reached base in 34 straight games between 7/26 and 9/2 ... set career highs in 2B (30), HR (28), RBI (85) and R (85) ... finished just two homers shy of a 30/30/30 season (HR/SB/2B).
- 2021: Spent the entire season with Northwest Arkansas (AA), his third consecutive year playing under Scott Thorman and third straight Minor League Championship ... led all Double-A hitters with 40 steals, tied for 13th in all of the Minors ... reached base in 41 of his last 47 games played and homered twice in the Double-A Central Championship Series.

HIT STREAK:

- Ranked by MLB Pipeline as the No. 4 Royals prospect ... Ranked by Baseball America as the No. 8 Royals prospect.
- 2023: As a non-roster invitee, appeared in 19 Cactus League games for the Royals and slashed .156/.206/.438 (5-for-32) with 5 XBH (3 2B, 2 HR) and 6 RBI ... went 8-for-17 in series vs. Iowa (4/11-4/14), with 4 XBH and 7 RBI in 4 games ... 3-for-23 (.130) last series vs. GWN with 6 strikeouts, 2 hits on Sunday.
- 2022: Began the season in NW Arkansas (AA) and reached in 76 of 98 games, had hits in 55 of 98 games ... tied club record with 3 doubles on 5/4 @ Springfield and had the first four-hit game of the season 7/15 @ Corpus Christi, went 4-for-5 with two doubles and career-best 11th HR of the year ... played at least 3 games at 5 positions with the Nationals (2B, 3B, SS, LF, CF) ... called up to Omaha on 8/9 and played 38 games for the Storm Chasers, slashed .216/.280/.359 (33-for-153) with 5 HR and 19 RBI.
- 2021: Spent his first pro season with Quad Cities (A+) and slashed .289/.374/.464 (103-for-356) across 90 games, named an MLB.com Organization All-Star at third base ... won the High-A East Central batting title with a .289 average ... hit for the cycle on 8/1, going 5-for-6 at the plate with a walk-off homer in the ninth to complete the cycle.

HIT STREAK:

- 2023: As a non-roster invitee, appeared in 18 Cactus League games for the Royals and slashed .348/.444/.435 (8-for-23) with 2B, 4 RBI and 3 BB ... hit 3rd two-homer game of career on 4/5 vs. Toledo, solo shots in 6th and 8th innings ... 5 HR in 15 games played this season, hits in first 7 games played, reached base in his first 11 games this season and 12 of 15 this year ... 0-for-1 on ABS challenges as a catcher.
- 2022: Began the season in NW Arkansas (AA) and reached in 66 of 77 games, reached multiple times in 49 games ... assigned to Omaha (AAA) on 8/9 and finished season with Storm Chasers, appeared in 35 games (33 at 1B) and hit .301 (.34-for-113) with 3 HR and 17 RBI ... combining numbers between Nationals and Chasers, ranked 3RD in MLB in ON-BASE PERCENTAGE (.442) ... combining his AAs & AAAs numbers, was the Royals system leader in OBP (.442), 2nd in OPS (.918), 3rd in batting average (.301).
- 2021: Spent the season with Quad Cities (A+) and slashed .247/.368/.451 (62-for-257) in 77 games ... named a High-A Central post-season All-Star at catcher.
- MISC: Grew up down the street from Surprise Stadium, was a draftee for the AZL Royals the summer of 2011 while in high school, also caught bullpens for the team.

HIT STREAK:

- 2023: As a non-roster invitee, appeared in 12 Cactus League games for the Royals and slashed .227/.320/.455 (5-for-22) with 2 2B, 1 HR and 6 RBI ... hit his first professional grand slam in 5th inning on 4/1 @ IND.
- 2022: Signed with Milwaukee in December 2021 and after beginning the year with Biloxi (AA), earned a mid-July promotion to Nashville AAA and ended the year with Omaha (AAA) ... across the three teams, slashed .264/.359/.575 (97-for-364) over 104 games, with 30 HR and 82 RBI ... 25 HR in the Brewers system led all hitters in the organization ... despite playing just 62 games with the Shuckers, named the Double-A Southern League's Most Valuable Player and the league's Postseason All-Star at catcher.
- 2014-2021 Over 7 Minor League seasons, played 472 games in the Washington Nationals organization and made his MLB debut with the Nationals in July 2021 ... in 2019, was named a Carolina League midseason All-Star and MLB Organizational All-Star for the Nationals ... named a Baseball America Rookie All-Star in 2014, playing for the GCL Nationals.

HIT STREAK: 3 Games (4/23 to 4/29), .300 (3-for-10), 3 2B

ON-BASE BASE STREAK: 3 Games (4/23 to 4/29), .300 (3-for-10), 1 BB, 1 HBP

- Ranked by MLB Pipeline as the No. 21 Royals prospect ... Ranked by Baseball America as the No. 24 Royals prospect.
- 2023: Appeared in 13 Cactus League games for the Royals and slashed .360/.414/.760 (9-for-25) with 5 XBH and 7 RBI ... opened the regular season with four (4) straight 2-hit games, has 10 multi-hit games of 23 games played this season & hits in 19 of 23 games ... has hit 1st in order in all 23 games he's played (off Omaha's 24), a .342 hitter (13-for-38) with 457 OBP leading off innings ... tied 3rd in the league with 11 steals & tied 8th with 31 hits.
- 2022: Began the season in the Blue Jays organization with Buffalo (AAA) and appeared in 70 games before being acquired by Kansas City at the 2022 Trade Deadline with RHP Max Castillo in exchange for Whit Merrifield, but did not play the rest of the season due to a pre-existing injury (left oblique strain) ... stole 9 bases in 21 games for the Surprise Saguaros in the Arizona Fall League after the conclusion of the Minor League season ... added to KC 40-man roster on 11/10/22 ... traded from CLE to TOR on 7/31/2017.

HIT STREAK: 2 Games (4/28 to 4/29), .500 (3-for-6), 1 2B

ON-BASE BASE STREAK: 2 Games (4/28 to 4/29), .500 (3-for-6), 3 BB

CAREER HIGHS

	H	3	(17x) Last: 4/8/23 vs. Toledo
R	4	8/17/22 vs. San Antonio	
HR	2	(5x) Last: 8/11/22 @ Arkansas	
RBI	6	(2x) Last: 8/5/22 vs. Tulsa	
BB	3	(2x) Last: 7/2/18 vs. Bristol	
SB	2	(2x) Last: 5/26/22 @ Pensacola	
H	5	(2x) Last: 9/15/22 @ Columbus	
R	3	(11x) Last: 9/15/22 @ Columbus	
HR	2	5/23/19 @ Amarillo	
RBI	4	(4x) Last: 9/15/22 @ Columbus	
BB	3	(3x) Last: 8/29/21 @ Iowa	
SB	3	(2x) Last: 4/23/23 vs. Gwinnett	
H	3	(17x) Last: 3/31/23 @ Indianapolis	
R	3	(5x) Last: 9/2/22 @ Tulsa	
HR	2	8/10/21 vs. Beloit	
RBI	5	6/24/21 @ Beloit	
BB	3	(3x) Last: 9/3/22 @ Tulsa	
SB	3	7/9/22 vs. Tulsa	
H	4	(5x) Last: 8/18/17 vs. Asheville	
R	4	6/26/16 @ Grand Junction	
HR	2	7/19/19 @ Amarillo	
RBI	5	7/17/22 @ Rochester	
BB	3	(4x) Last: 8/2/17 vs. West Virginia	
SB	2	7/13/16 vs. Helena	
H	4	(8x) Last: 9/3/22 @ DETROIT	
R	3	(19x) Last: 8/7/22 vs. BOSTON	
HR	2	(2x) Last: 7/10/22 vs. Toledo	
RBI	4	(6x) Last: 6/22/22 vs. Columbus	
BB	4	7/29/18 @ Ogden	
SB	3	5/14/21 vs. Cedar Rapids	
H	4	(4x) Last: 4/11/23 @ Iowa	
R	3	(9x) Last: 4/8/23 vs. Toledo	
HR	2	(4x) Last: 4/8/23 vs. Toledo	
RBI	6	(2x) Last: 4/8/23 vs. Toledo	
BB	3	(2x) Last: 6/29/22 @ St. Paul	
SB	1	(7x) Last: 8/6/22 vs. St. Paul	
H	4	(5x) Last: 9/15/22 @ Columbus	
R	3	(3x) Last: 9/15/22 @ Columbus	
HR	1	(16x) Last: 9/24/22 vs. Iowa	
RBI	4	(2x) Last: 8/28/22 vs. Scranton/WB	
BB	3	(6x) Last: 4/6/23 vs. Toledo	
SB	3	(6/20/19 @ Bristol	
H	4	7/6/22 vs. Tulsa	
R	4	(2x) Last: 7/17/22 @ Corpus Christi	
HR	2	(2x) Last: 6/29/22 @ Amarillo	
RBI	6	6/2/21 vs. Beloit	
BB	3	(6x) Last: 4/20/23 @ Gwinnett	
SB	1	(16x) Last: 4/14/23 @ Iowa	
H	4	(4x) Last: 5/25/22 @ Louisville	
R	4	8/21/19 vs. Salem	
HR	3	8/22/19 vs. Salem	
RBI	5	(2x) Last: 8/24/21 vs. Springfield	
BB	3	(3x) Last: 6/20/19 vs. Frederick	
SB	3	(5x) Last: 4/22/22 @ Memphis	
H	5	8/1/21 vs. South Bend	
R	4	(2x) Last: 7/15/22 @ Corpus Christi	
HR	1	(29x) Last: 4/6/23 vs. Toledo	
RBI	5	4/22/22 @ Frisco	
BB	3	(4x) Last: 8/5/22 vs. Tulsa	
SB	2	(2x) Last: 6/10/22 @ Tulsa	
H	4	8/6/19 @ Johnson City	
R	3	(4x) Last: 8/1/21 vs. South Bend	
HR	2	(3x) Last: 4/5/23 vs. Toledo	
RBI	4	(2x) Last: 8/10/21 vs. Beloit	
BB	3	(5x) Last: 4/14/23 @ Iowa	
SB	1	8/10/21 vs. Beloit	
H	3	(19x) Last: 4/1/23 @ Indianapolis	
R	3	(8x) Last: 5/29/22 vs. Montgomery	
HR	2	(2x) Last: 7/8/22 @ Montgomery	
RBI	5	(4x) Last: 4/1/23 @ Indianapolis	
BB	3	(4x) Last: 5/29/22 vs. Montgomery	
SB	1	(24x) Last: 4/27/23 @ Nashville	
H	4	(4x) Last: 6/15/22 @ Lehigh Valley	
R	4	6/8/21 @ Portland	
HR	2	(4x) Last: 6/21/22 vs. St. Paul	
RBI	5	(2x) Last: 6/21/22 vs. St. Paul	
BB	4	4/16/22 @ Rochester	
SB	4	7/1/18 @ Great Lakes	

SO NICE, THEY DID IT TWICE (OR MORE)	MULTI-HIT GAMES					MULTI-RUN GAMES					MULTI-RBI GAMES					MULTI-BB GAMES					MULTI-K GAMES					MULTI-SB GAMES				
	2	3	4	5+	T	2	3	4	5+	T	2	3	4	5+	T	2	3	4	5+	T	2	3	4	5+	T	2	3	4	5+	T
19 Alexander, CJ	3	2	-	-	5	1	1	-	-	2	1	-	-	-	1	-	-	-	-	-	6	1	-	-	7	-	-	-	-	-
16 Blanco, Dairon	2	2	-	-	4	2	-	-	-	2	-	-	-	-	-	1	-	-	-	1	1	2	-	-	3	-	1	-	-	1
3 Bradley, Tucker	2	1	-	-	3	2	1	-	-	3	1	1	-	-	2	3	-	-	-	3	1	-	-	-	1	2	-	-	-	2
17 Castellano, Angelo	2	-	-	-	2	3	-	-	-	3	1	-	-	-	1	1	-	-	-	1	-	1	-	-	1	-	-	-	-	-
26 Eaton, Nate	2	-	-	-	2	-	-	-	-	-	1	-	-	-	1	-	-	-	-	-	2	-	-	-	2	1	-	-	-	1
4 Fermin, Freddy	-	1	1	-	2	3	1	-	-	4	2	1	-	1	4	2	-	-	-	2	2	1	-	-	3	-	-	-	-	-
11 Garcia, Maikel	4	1	-	-	5	2	-	-	-	2	2	2	-	-	4	3	1	-	-	4	2	-	-	-	2	-	-	-	-	-
28 Gentry, Tyler	3	-	-	-	3	1	1	-	-	2	1	1	-	-	2	2	1	-	-	3	2	3	-	-	5	-	-	-	-	-
18 Hicklen, Brewer	-	-	-	-	-	-	-	-	-	-	-	-	-	-	-	-	-	-	-	-	1	-	-	-	1	-	-	-	-	-
13 Loftin, Nick	5	1	-	-	6	-	-	-	-	-	-	3	-	-	3	-	-	-	-	-	3	-	-	-	3	-	-	-	-	-
14 Porter, Logan	2	1	-	-	3	2	-	-	-	2	3	-	-	-	3	1	1	-	-	2	5	2	-	-	7	-	-	-	-	-
Pratto, Nick	-	1	-	-	1	1	-	-	-	1	2	-	-	-	2	3	-	-	-	3	2	1	-	-	3	-	-	-	-	-
25 Reetz, Jakson	-	1	-	-	1	-	-	-	-	-	-	-	-	1	1	1	-	-	-	1	1	2	-	-	3	-	-	-	-	-
0 Taylor, Samad	8	2	-	-	10	4	-	-	-	4	2	2	-	-	4	2	-	-	-	2	6	-	-	-	6	1	-	-	-	1
	33	13	1	0	47	21	4	0	0	25	16	10	0	2	28	19	3	0	0	22	34	13	0	0	47	4	1	0	0	5

HITTING STREAKS

PLAYER	CURRENT	LONGEST	DATES/RESULTS							
			START	END	AVG	2B	3B	HR	RBI	OPS
19 Alexander, CJ	-	3	4/6	4/8	.462 (6-13)	2	0	2	4	1.539
16 Blanco, Dairon	-	5	4/9	4/19	.353 (6-17)	3	0	0	0	1.005
3 Bradley, Tucker	-	3	4/6	4/8	.500 (4-8)	0	1	0	0	1.417
17 Castellano, Angelo	2	3 (2x)	4/14	4/19	.375 (3-8)	1	0	0	1	.833
26 Eaton, Nate	-	-	-	-	-	-	-	-	-	-
4 Fermin, Freddy	-	6	4/7	4/18	.545 (12-22)	2	0	3	8	1.610
11 Garcia, Maikel	2	5 (2x)	4/20	4/25	.313 (5-16)	1	0	0	2	.851
28 Gentry, Tyler	-	5	4/5	4/9	.350 (7-20)	1	0	1	6	.967
18 Hicklen, Brewer	-	-	-	-	-	-	-	-	-	-
13 Loftin, Nick	-	6	4/5	4/14	.417 (10-24)	2	0	3	8	1.298
14 Porter, Logan	-	7	4/1	4/12	.370 (10-27)	2	0	4	7	1.268
25 Reetz, Jakson	3	3	4/23	4/29	.300 (3-10)	3	0	0	1	1.017
0 Taylor, Samad	2	6	4/7	4/13	.345 (10-29)	3	0	1	7	.897

BOLD indicates longest streak in 2023 among active players

ON-BASE STREAKS

CURRENT	LONGEST	DATES/RESULTS							
		START	END	AVG	2B	HR	BB	HBP	OBP
-	5 (2x)	4/14	4/23	.222 (4-18)	2	1	2	0	.300
-	5 (3x)	4/22	4/28	.267 (4-15)	1	0	2	0	.353
-	5	4/6	4/12	.364 (8-22)	3	3	1	0	.391
2	9	4/1	4/19	.320 (8-25)	2	2	6	0	.438
3	3	4/27	4/29	.333 (4-12)	1	1	1	0	.385
8	8	4/7	4/29	.481 (13-27)	2	4	4	0	.548
2	9	3/31	4/9	.353 (12-34)	3	1	10	0	.489
-	9 (2x)	4/12	4/23	.167 (5-30)	1	1	9	2	.390
-	-	-	-	-	-	-	-	-	-
-	6	4/5	4/14	.417 (10-24)	2	3	1	0	.423
-	11	4/1	4/20	.333 (13-39)	4	5	6	0	.413
3	3	4/23	4/29	.300 (3-10)	3	0	1	1	.417
2	14	4/7	4/26	.328 (19-58)	4	1	6	1	.400

Italics indicates longest personal streak is active

PITCHES/PLATE APPEARANCE & PLATE APPEARANCE DEPTH

PLAYER	AVG. P/PA	TOTAL PA	TOTAL P	LONGEST PA (#)	DATE	INN.	PITCHER	RESULT
19 Alexander, CJ	3.96	74	293	8 (2x)	4/26 @ NAS	▲ 5	Caleb Boushley (NAS)	Popout (P4)
16 Blanco, Dairon	3.56	78	278	8	4/8 vs. TOL	▼ 2	Michael Lorenzen (TOL)	Strikeout Looking
3 Bradley, Tucker	3.91	55	215	10	4/29 @ NAS	▲ 3	Robert Stock (NAS)	Groundout (4-3)
17 Castellano, Angelo	4.12	60	247	10	4/18 vs. GWN	▼ 3	Michael Soroka (GWN)	Strikeout Swinging
26 Eaton, Nate	4.62	13	60	10	4/29 @ NAS	▲ 7	Pedro Fernandez (NAS)	Flyout (F9)
4 Fermin, Freddy	3.74	53	198	8	4/20 vs. GWN	▼ 5	Grant Holmes (GWN)	RBI Walk
11 Garcia, Maikel	4.34	107	464	10	4/12 @ IOW	▲ 3	Riley Thompson (IOW)	Strikeout Swinging
28 Gentry, Tyler	4.36	107	466	8 (2x)	4/14 @ IOW	▲ 9	Anthony Kay (IOW)	Strikeout Swinging
18 Hicklen, Brewer	4.13	8	33	6	4/28 @ NAS	▲ 2	Adrian Houser (NAS)	Strikeout Looking
13 Loftin, Nick	3.29	86	283	8 (2x)	4/14 @ IOW	▲ 8	Manuel Rodriguez (IOW)	Groundout (3-1)
14 Porter, Logan	4.48	61	273	8 (3x)	4/28 @ NAS	▲ 4	Adrian Houser (NAS)	Strikeout Looking
Pratto, Nick	4.39	80	351	8 (5x)	4/23 vs. GWN	▼ 3	Nick Margevicius (GWN)	Single
25 Reetz, Jakson	4.06	34	138	13	4/21 vs. GWN	▼ 2	Allan Winans (GWN)	Strikeout Swinging
0 Taylor, Samad	3.67	108	396	9	4/25 @ NAS	▲ 1	Robert Gasser (NAS)	Strikeout Looking
	4.00	924	3,695					

PINCH-HITTING LOG (4)

#	DATE	INNING	PINCH HITTER	HITTING FOR	RESULT
1.	4/5 vs. Toledo	▼ 9	CJ Alexander	Angelo Castellano	Fielder's Choice (4-6)
2.	4/14 @ Iowa	▲ 8	Tucker Bradley	Angelo Castellano	2-RBI Double
3.	4/18 vs. Gwinnett	▼ 9	Tucker Bradley	Angelo Castellano	Strikeout Looking
4.	4/29 @ Nashville	▲ 8	Logan Porter	CJ Alexander	Strikeout Swinging
5.					
6.					
7.					
8.					
9.					
10.					
11.					
12.					
13.					
14.					
15.					

Omaha Pinch Hitters: 1-for-4, 2B, 2 RBI

Most-Used Pinch Hitter:

Tucker Bradley (1x)

Most Frequently Pinch-Hit For:

Angelo Castellano (3x)

HIGHEST STORM CHASERS EXIT VELOCITIES

MPH	PITCHER	DATE	INNING	PITCHER	PITCH TYPE	DST (FT)	COUNT	RESULT
1.	115.3	CJ Alexander	4/7 vs. Toledo	▼ 1 Reese Olson	Changeup	291	1-2	Double
2.	109.6	Dairon Blanco	4/7 vs. Toledo	▼ 5 Kervin Castro	4-seam FB	18	0-0	Grounded Into DP
3.	108.0	Dairon Blanco	4/8 vs. Toledo	▼ 3 Will Vest	Slider	311	0-2	Field Out
4.	107.4	Tucker Bradley	4/29 @ Nashville	▲ 3 Robert Stock	Cutter	5	2-2	Field Out
5.	107.3	Nick Loftin	4/14 @ Iowa	▲ 3 Brendon Little	Sinker	145	2-2	Single
6.	107.2	Freddy Fermin	4/14 @ Iowa	▲ 8 Nick Burdi	Sinker	371	1-1	Double
7.	107.0	Nick Loftin	4/23 vs. Gwinnett	▼ 8 Roddery Muñoz	Sinker	167	1-0	Single
8.	106.9	Tucker Bradley	4/7 vs. Toledo	▼ 4 Reese Olson	Changeup	107	1-1	Single
9.	106.7	Maikel Garcia	3/31 @ Indianapolis	▲ 9 Cam Alldred	Slider	58	2-2	Fielders Choice
10.	106.6	Logan Porter	4/1 @ Indianapolis	▲ 4 Caleb Smith	4-seam FB	417	2-2	Home Run

AUTOMATIC STRIKES CALLED ON OMAHA HITTERS (1)

DATE	INNING	UMPIRE	HITTER	COUNT AT CALL	BATTER RESULT (COUNT)
1.	4/12 @ Iowa	▲ 9	Tom Hanahan	Samad Taylor (1)	0-1 Single (0-2)
2.					
3.					
4.					
5.					
6.					
7.					

HR #	PLAYER (SEASON #)	GM # – DATE	OPPONENT	PITCHER	PITCH TYPE	DIRECTION	ON BASE	INNING	OUTS	COUNT	SCORE	FINAL	DISTANCE	EXIT VELO
1.	Logan Porter (1)	2 – April 1	@ Indianapolis	Caleb Smith (L)	4-seam FB	LF	0	4th	1	2-2	3-0	W, 12-1	417 FT	106.6 MPH
2.	Jakson Reetz (1)	2 – April 1	@ Indianapolis	Caleb Smith (L)	Slider	LF	3	5th	2	2-1	8-0	W, 12-1	408 FT	103.9 MPH
3.	Dairon Blanco (1)	3 – April 2	@ Indianapolis	Mike Burrows	4-seam FB	LCF	0	5th	2	3-2	1-3	W, 8-3	411 FT	105.2 MPH
4.	Samad Taylor (1)	3 – April 2	@ Indianapolis	J.C. Flowers	4-seam FB	LF	0	8th	0	2-1	2-3	W, 8-3	334 FT	104.5 MPH
5.	Nick Loftin (1)	3 – April 2	@ Indianapolis	Daniel Zamora (L)	4-seam FB	LF	2	8th	1	1-2	5-3	W, 8-3	362 FT	97.2 MPH
6.	Maikel Garcia (1)	4 – April 4	vs. Toledo	Alex Faedo	4-seam FB	RF	0	1st	1	2-1	1-0	L, 9-2	349 FT	94.3 MPH
7.	Tyler Gentry (1)	5 – April 5	vs. Toledo	Tyler Holton (L)	Cutter	CF	2	6th	0	2-0	3-1	L, 7-6	417 FT	106.5 MPH
8.	Logan Porter (2)	5 – April 5	vs. Toledo	Tyler Holton (L)	Slider	LF	0	6th	0	3-1	4-1	L, 7-6	346 FT	103.3 MPH
9.	Logan Porter (3)	5 – April 5	vs. Toledo	Matt Wisler	4-seam FB	RCF	0	8th	0	2-2	5-6	L, 7-6	364 FT	94.7 MPH
10.	Nick Loftin (2)	6 – April 6	vs. Toledo	Brenan Haniffee	Slider	LCF	0	2nd	0	2-2	1-1	L, 8-5	401 FT	101.8 MPH
11.	CJ Alexander (1)	6 – April 6	vs. Toledo	Brenan Haniffee	Sinker	CF	0	4th	1	2-2	3-6	L, 8-5	409 FT	101.1 MPH
12.	Logan Porter (4)	7 – April 7	vs. Toledo	Reese Olson	4-seam FB	LF	0	3rd	0	3-2	5-2	W, 9-4	395 FT	104.3 MPH
13.	Freddy Fermin (1)	8 – April 8	vs. Toledo	Will Vest	Slider	CF	3	3rd	2	0-0	6-1	W, 13-8	401 FT	102.1 MPH
14.	Angelo Castellano (1)	8 – April 8	vs. Toledo	Will Vest	4-seam FB	LCF	1	4th	0	2-0	8-1	W, 13-8	401 FT	102.8 MPH
15.	Freddy Fermin (2)	8 – April 8	vs. Toledo	Ashton Goudeau	Changeup	CF	1	5th	0	1-1	10-1	W, 13-8	428 FT	105.9 MPH
16.	CJ Alexander (2)	8 – April 8	vs. Toledo	Ashton Goudeau	Changeup	LF	0	7th	0	1-0	11-8	W, 13-8	351 FT	92.4 MPH
17.	Angelo Castellano (2)	9 – April 9	vs. Toledo	Alex Faedo	4-seam FB	LF	0	3rd	1	0-0	1-0	L, 8-2	373 FT	98.0 MPH
18.	Samad Taylor (2)	10 – April 11	@ Iowa	Roenis Elias (L)	4-seam FB	CF	2	5th	2	0-2	3-9	L, 9-6	405 FT	100.9 MPH
19.	Freddy Fermin (3)	10 – April 11	@ Iowa	Brandon Hughes (L)	4-seam FB	LF	1	6th	2	0-1	6-9	L, 9-6	398 FT	100.3 MPH
20.	CJ Alexander (3)	11 – April 12	@ Iowa	Riley Thompson	Changeup	RF	0	2nd	0	1-0	2-1	W, 10-6	394 FT	104.3 MPH
21.	Tyler Gentry (2)	11 – April 12	@ Iowa	Riley Thompson	Slider	LF	0	3rd	2	1-2	3-1	W, 10-6	393 FT	103.3 MPH
22.	Tucker Bradley (1)	11 – April 12	@ Iowa	Rowan Wick	4-seam FB	RCF	1	6th	2	1-1	7-3	W, 10-6	392 FT	98.2 MPH
23.	Nick Loftin (3)	11 – April 12	@ Iowa	Anthony Kay (L)	Slider	CF	0	8th	0	2-1	8-6	W, 10-6	420 FT	104.3 MPH
24.	Nick Loftin (4)	12 – April 13	@ Iowa	Nick Neidert	4-seam FB	LF	0	4th	2	3-2	1-11	L, 14-1	370 FT	100.4 MPH
25.	Nick Prattto (1)	15 – April 19	vs. Gwinnett	Beau Burrows	Slider	CF	0	2nd	0	1-2	1-1	L, 6-2	399 FT	100.2 MPH
26.	Logan Porter (5)	15 – April 19	vs. Gwinnett	Beau Burrows	Slider	LF	0	4th	1	1-2	2-3	L, 6-2	350 FT	94.9 MPH
27.	CJ Alexander (4)	17 – April 21	vs. Gwinnett	Allan Winans	Changeup	RF	0	2nd	2	0-0	1-1	L, 7-3	395 FT	96.2 MPH
28.	Nick Prattto (2)	18 – April 22	vs. Gwinnett	Dylan Dodd (L)	Changeup	RF	1	1st	2	3-1	2-0	L, 5-2	350 FT	88.4 MPH
29.	Nate Eaton (1)	22 – April 27	@ Nashville	Janson Junk	Sweeper	LF	0	2nd	2	2-2	1-0	W, 2-1	403 FT	103.0 MPH
30.	Freddy Fermin (4)	24 – April 29	@ Nashville	Robert Stock	4-seam FB	RCF	2	1st	1	3-1	4-0	L, 6-5 (10)	381 FT	104.3 MPH

HOME RUN BREAKDOWN

[illegible]

INNING DISTRIBUTION

1st Inning	2nd Inning	3rd Inning	4th Inning	5th Inning	6th Inning	7th Inning	8th Inning	9th Inning	10th Inning	11th Inning
3	5	4	5	4	4	1	4	-	-	-

NOTABLE STORM CHASERS HOME RUNS

BACK-TO-BACK HOMERS (1)		2-HOMER GAMES (2)		3-HOMER GAMES (0)		GRAND SLAMS (2)	
PLAYERS	DATE/OPPONENT (INN.)	PLAYER (CAREER NO.)	DATE/OPPONENT	PLAYER (CAREER NO.)	DATE/OPPONENT	PLAYER (CAREER NO.)	DATE/OPPONENT (INN.)
Tyler Gentry & Logan Porter	4/5 vs. Toledo (6th)	Logan Porter (3rd)	4/5 vs. Toledo			Jakson Retz (1st)	4/1 @ Indianapolis (5th)
		Freddy Fermin (4th)	4/8 vs. Toledo			Freddy Fermin (3rd)	4/8 vs. Toledo (3rd)

LEADOFF HOMERS (0)		INSIDE-THE PARK HOMERS (0)		PINCH-HIT HOMERS (0)		WALK-OFF HOMERS (0)	
PLAYER (CAREER NO.)	DATE/OPPONENT	PLAYER (CAREER NO.)	DATE/OPPONENT (INN.)	PLAYER (CAREER NO.)	DATE/OPPONENT (INN.)	PLAYER	DATE/OPPONENT

HOME RUN SITUATION	# OF	DATE OF LAST	BATTER ('23 HR #)	PITCHER	COUNT	RUNNERS ON	OUTS	INNING	SCORE @ HR	FINAL
GO-AHEAD HOME RUN	7	April 27 @ Nashville	Nate Eaton (1)	Janson Junk	2-2	0	2	▲ 2	1-0	2-1
GAME-TYING HOME RUN	3	April 21 vs. Gwinnett	CJ Alexander (4)	Allan Winans	0-0	0	2	▼ 2	1-1	3-7

NOTABLE OPPOSING HOME RUNS

BACK-TO-BACK HOMERS (0)		2-HOMER GAMES (0)		3-HOMER GAMES (0)		GRAND SLAMS (1)	
PLAYERS	DATE/OPPONENT (INN.)	PLAYER (CAREER NO.)	DATE/OPPONENT	PLAYER (CAREER NO.)	DATE/OPPONENT	PLAYER	DATE/OPPONENT (INN.)
						Andy Ibáñez	April 6 vs. Toledo (3rd)

LEADOFF HOMERS (2)		INSIDE-THE PARK HOMERS (0)		PINCH-HIT HOMERS (0)		WALK-OFF HOMERS (0)	
PLAYER	DATE/OPPONENT	PLAYER	DATE/OPPONENT (INN.)	PLAYER	DATE/OPPONENT (INN.)	PLAYER	DATE/OPPONENT
Christopher Morel	4/14 @ Iowa						
Forrest Wall	4/19 vs. Gwinnett						

AFTER-INNING RECORDS

LEADING TRAILING TIED

AFTER 1 INNING	1 - 4	2 - 7	6 - 4
AFTER 2 INNINGS	3 - 4	4 - 5	2 - 6
AFTER 3 INNINGS	5 - 5	2 - 7	2 - 3
AFTER 4 INNINGS	6 - 2	2 - 10	1 - 3
AFTER 5 INNINGS	6 - 2	3 - 11	0 - 2
AFTER 6 INNINGS	6 - 3	3 - 12	0 - 0
AFTER 7 INNINGS	6 - 3	3 - 11	0 - 1
AFTER 8 INNINGS	7 - 0	2 - 13	0 - 2

STORM CHASERS BIG INNINGS

DATE INNING RUNS

1.	April 2 @ Indianapolis	8th	7
2.	April 8 vs. Toledo	3rd	6
3.			
4.			
5.			
6.			
7.			
8.			

SCORE BY INNINGS

	1	2	3	4	5	6	7	8	9	10	11+	TOTAL
Omaha	13	10	15	11	21	15	7	17	13	0	0	122
Opponents	23	19	15	11	12	21	12	26	9	1	0	149
Difference	-10	-9	0	0	9	-6	-5	-9	4	-1	0	-27

SCORE BY INNINGS V. NASHVILLE	1	2	3	4	5	6	7	8	9	10	11+	TOTAL
Omaha	5	3	0	1	4	0	0	0	0	0	0	13
Nashville	5	3	0	0	2	2	2	8	1	1	0	24
vs. Nashville Difference	0	0	0	1	2	-2	-2	-8	-1	-1	0	-11

MULTI-RUN INNINGS

	2	3	4	5	6	7	8	9	10+	TOTAL
Storm Chasers	11	7	5	1	1	1	-	-	-	26
Opponents	15	15	2	3	2	-	-	-	-	37

RECORD BY RUNS SCORED/ALLOWED

RUNS	0	1	2	3	4	5	6	7	8	9	10	11	12	13+
SCORED	0 - 1	0 - 2	1 - 4	0 - 4	0 - 0	1 - 2	0 - 2	0 - 0	2 - 0	1 - 0	1 - 0	1 - 0	1 - 0	1 - 0
ALLOWED	0 - 0	1 - 0	1 - 0	2 - 0	1 - 2	0 - 2	2 - 2	0 - 2	2 - 3	0 - 3	0 - 0	0 - 0	0 - 0	0 - 1

RECORD BY MARGIN OF VICTORY/DEFEAT

1 Run	2 Runs	3 Runs	4 Runs	5 Runs	6 Runs	7 Runs	8 Runs	9 Runs	10+ Runs
1 - 3	2 - 0	1 - 4	1 - 2	3 - 2	0 - 2	0 - 1	0 - 0	0 - 0	1 - 1

2023 STORM CHASERS MONTH BY MONTH

HITTING

MONTH	AVG	G	AB	R	H	TB	2B	3B	HR	RBI	BB	IBB	SO	SB	CS	OBP	SLG	OPS	SAC	SF	HBP	GIDP	LOB
MARCH	.300	1	40	8	12	16	2	1	0	8	9	0	12	5	0	.429	.400	.829	0	0	0	0	14
APRIL	.247	23	765	114	189	329	46	2	30	108	92	0	197	35	8	.333	.430	.763	0	8	10	23	147
MAY																							
JUNE																							
JULY																							
AUGUST																							
SEPTEMBER																							
TOTAL	.250	24	805	122	201	345	48	3	30	116	101	0	209	40	8	.338	.429	.767	0	8	10	23	161

PITCHING

MONTH	W	L	ERA	G	GS	CG	SHO	GF	HLD	SV	SVO	IP	H	R	ER	HR	HB	BB	SO	WP	BK	WHIP	AVG
MARCH	1	0	6.00	1	1	0	0	1	0	1	1	9.0	11	6	6	1	1	2	7	0	1	1.44	.297
APRIL	8	15	5.63	23	23	0	0	23	10	3	6	203.0	229	143	127	29	16	99	189	13	2	1.62	.285
MAY																							
JUNE																							
JULY																							
AUGUST																							
SEPTEMBER																							
TOTAL	9	15	5.65	24	24	0	0	24	10	4	7	212.0	240	149	133	30	17	101	196	13	3	1.61	.286

2023 WALK-OFF TRACKER (0 FOR, 2 AGAINST)

GAME #	DATE	OPPONENT	FINAL (INN.)	PLAYER	WINNING RUN	PITCHER	HOW	OUTS	COUNT
23	4/28	@ Nashville	4-3 (9)	Brian Navarreto	Skye Bolt	Josh Dye	Throwing error by 3B Maikel Garcia	2	1-0
24	4/29	@ Nashville	6-5 (10)	Keston Hiura	Eddy Alvarez	Evan Sisk	Infield single to SS Angelo Castellano	1	2-1

Bold Indicates Omaha Walk-Off Win

2023 STORM CHASERS EJECTIONS (3)

DATE	INNING	WHO (POSITION) / # IN 2023	WHY	UMPIRE (POSITION)
4/21/2023 vs. Gwinnett	▼ 6	Mike Jirschele (Manager) / 1st	Balls/Strikes	Takahito Matsuda (Home Plate)
4/21/2023 vs. Gwinnett	▲ 7	Dane Johnson (Pitching Coach) / 1st	Balk	Takahito Matsuda (Home Plate)
4/21/2023 vs. Gwinnett	▼ 8	CJ Alexander (Designated Hitter) / 1st	Balls/Strikes	Takahito Matsuda (Home Plate)

PITCHING

vs. Left-Handed Starter	2-5
vs. Right-Handed Starter	7-10
WITH Left-Handed Starter	5-3
WITH Right-Handed Starter	4-12
0-5 strikeouts	0-4
6-10 strikeouts	9-7
11+ strikeouts	1-3
0 runs of support	0-5
1-4 runs of support	7-9
5-9 runs of support	2-1
10+ runs of support	

SCORING

1-Run Games	1-3
2-Run Games	2-0
3-4-Run Games	2-6
5+ Run Games	4-6
Extra Innings	0-1
Shutouts	0-1
Doubleheaders	
Scoring 0-2 Runs	1-7
3-5 Runs	1-6
6-9 Runs	3-2
10+ Runs	4-0
Opponent 0-2 Runs	2-0
3-5 Runs	3-4
6-9 Runs	4-10
10+ Runs	0-1
Scored in 1st Inning	3-4
Opponent scored in 1st	5-8
Scores first	4-6
Opponent scores first	5-9

HITTING

Omaha 0-5 hits	0-4
6-9 hits	1-4
10+ hits	8-1
Opponent 0-5 hits	1-0
6-9 hits	4-3
10+ hits	4-12
Hit 0 home runs	3-5
1 home run	2-6
2 home runs	1-3
3+ home runs	3-1

Opponent hit 0 home runs	4-3
1 home run	3-5
2 home runs	2-4
3+ home runs	0-3

Out-hit opponent	7-2
Out-hit by opponent	1-13
Hits are tied	1-0

Leave 0-5 runners on base	2-8
6-9 on base	4-6
10+ on base	3-1

Opponent leaves 0-5 runners on base	2-3
6-9 on base	3-8
10+ on base	4-4

Steals 0 bases	2-7
1 base	1-2
2 bases	2-4
3+ bases	4-2

Opponent steals 0 bases	3-7
1 base	3-5
2 bases	2-1
3+ bases	1-2

FIELDING

Made 0 errors	6-5
1 error	0-7
2 errors	1-2
3+ errors	2-1

Opponent made 0 errors	4-8
1 error	1-6
2 errors	3-1
3+ errors	1-0

LONGEST WIN STREAK	
LONGEST LOSING STREAK	
LONGEST HOME WINNING STREAK	
LONGEST HOME LOSING STREAK	
LONGEST ROAD WINNING STREAK	
LONGEST ROAD LOSING STREAK	
LARGEST MARGIN OF VICTORY	
LARGEST MARGIN OF DEFEAT	
LONGEST GAME, INNINGS	
LONGEST GAME, TIME	
LONGEST 9-INNING GAME, TIME	
SHORTEST 9-INNING GAME, TIME	
SHORTEST GAME, TIME	
LARGEST COMEBACK WIN	
LARGEST MARGIN OF LEAD SURRENDERED (LOSS)	
MOST ERRORS, TEAM	
MOST ERRORS, PLAYER	
LARGEST CROWD, HOME	
LARGEST CROWD, ROAD	
WARMEST FIRST PITCH	
COLDEST FIRST PITCH	

MOST RUNS SCORED, GAME	
MOST RUNS SCORED, INNING	
MOST CONSECUTIVE INNINGS SCORED	
FEWEST HITS, GAME	
MOST HITS, GAME	
MOST DOUBLES, GAME	
MOST TRIPLES, GAME	
MOST HOME RUNS, GAME	
MOST EXTRA-BASE HITS, GAME	
MOST RBI, GAME	
MOST RUNNERS LOB, GAME	
MOST TOTAL BASES, GAME	
MOST WALKS, GAME	
MOST STRIKEOUTS, GAME	
FEWEST STRIKEOUTS, GAME	
MOST STOLEN BASES, GAME	
MOST HIT BY PITCHES	

MOST RUNS, GAME	
MOST HITS, GAME	
MOST DOUBLES, GAME	
MOST TRIPLES, GAME	
MOST HOME RUNS, GAME	
MOST RBI, GAME	
MOST WALKS, GAME	
MOST STRIKEOUTS, GAME	
MOST STOLEN BASES, GAME	
MOST HIT BY PITCHES, GAME	

MOST RUNS ALLOWED, GAME	
MOST RUNS ALLOWED, INNING	
FEWEST HITS ALLOWED, GAME	
MOST HITS ALLOWED, GAME	
FEWEST STRIKEOUTS, GAME	
MOST STRIKEOUTS, GAME	
FEWEST WALKS ALLOWED, GAME	
MOST WALKS ALLOWED, GAME	
MOST HOME RUNS ALLOWED, GAME	

MOST RUNS ALLOWED, GAME	
MOST EARNED RUNS ALLOWED, GAME	
FEWEST HITS ALLOWED, GAME (STARTER)	
MOST HITS ALLOWED, GAME	
MOST HOME RUNS ALLOWED, GAME	
MOST STRIKEOUTS	
MOST CONSECUTIVE STRIKEOUTS	
MOST WALKS ALLOWED, GAME	
MOST HIT BATTERS, GAME	
MOST INNINGS PITCHED, STARTER	
MOST PITCHES THROWN, STARTER	
MOST INNINGS PITCHED, RELIEVER	
MOST PITCHES THROWN, RELIEVER	

TEAM HIGHS

3 Games	March 31 - April 2
5 Games	April 18 - April 22
3 Games	April 4 - April 6
5 Games	April 18 - April 22
2 Games (2x)	Last: April 28 - April 29
11 Runs	4/1 @ Indianapolis (12-1 Win)
13 Runs	4/13 @ Iowa (14-1 Loss)
10 Innings	4/29 @ Nashville (6-5 Loss, 10 Innings)
3:16	4/14 @ Iowa (11-8 Win)
3:16	4/14 @ Iowa (11-8 Win)
2:14	4/25 @ Nashville (8-3 Loss)
2:14	4/25 @ Nashville (8-3 Loss)
5 Runs, After 1st	3/31 @ Indianapolis (8-6 Win)
4 Runs, Middle 2nd	4/29 @ Nashville (6-5 Loss, 10 Innings)
3 (3x)	Last: 4/23 vs. Gwinnett (5-3 Win)
2, Maikel García	4/23 vs. Gwinnett (5-3 Win)
6,641	4/19 vs. Gwinnett (6-2 Loss)
9,833	4/29 @ Nashville (6-5 Loss, 10 Innings)
81 Degrees	4/13 @ Iowa (14-1 Loss)
35 Degrees	4/5 vs. Toledo (7-6 Loss)

OFFENSIVE HIGHS

13	4/8 vs. Toledo (13-8 Win)
7, 8th Inning	4/2 @ Indianapolis (8-3 Win)
5, 1st-5th Innings	4/7 vs. Toledo (9-4 Win)
3	4/20 vs. Gwinnett (9-3 Loss)
16	4/1 @ Indianapolis (12-1 Win)
5	4/12 @ Iowa (10-6 Win)
1 (3x)	Last: 4/6 vs. Toledo (8-5 Loss)
4 (2x)	Last: 4/12 @ Iowa (10-6 Win)
9	4/12 @ Iowa (10-6 Win)
13	4/8 vs. Toledo (13-8 Win)
14	3/31 @ Indianapolis (8-6 Win)
29	4/12 @ Iowa (10-6 Win)
11	4/20 vs. Gwinnett (9-3 Loss)
12 (4x)	Last: 4/25 @ Nashville (8-3 Loss)
6	4/13 @ Iowa (14-1 Loss)
4	4/23 vs. Gwinnett (5-3 Win)
2 (2x)	Last: 4/14 @ Iowa (11-8 Win)

INDIVIDUAL OFFENSIVE HIGHS

3 (4x)	Last: Nick Loftin, 4/14 @ Iowa (11-8 Win)
4, Freddy Fermin	4/11 @ Iowa (9-6 Loss)
2, Logan Porter	4/18 vs. Gwinnett (4-1 Loss)
1 (3x)	Last: Tucker Bradley, 4/6 vs. Toledo (8-5 Loss)
2 (2x)	Last: Freddy Fermin, 4/8 vs. Toledo (13-8 Win)
6, Freddy Fermin	4/8 vs. Toledo (13-8 Win)
3 (3x)	Last: CJ Alexander, 4/27 @ Nashville (2-1 Win)
3 (13x)	Last: Logan Porter, 4/28 @ Nashville (4-3 Loss)
3 (2x)	Last: Samad Taylor, 4/26 @ Nashville (5-0 Loss)
1 (10x)	Last: Jakson Reetz, 4/27 @ Nashville (2-1 Win)

PITCHING HIGHS

14	4/13 @ Iowa (14-1 Loss)
6 (2x)	Last: 2nd Inning, 4/13 @ Iowa (14-1 Loss)
5	4/1 @ Indianapolis (12-1 Win)
15	4/13 @ Iowa (14-1 Loss)
3	4/18 vs. Gwinnett (4-1 Loss)
14	4/14 @ Iowa (11-8 Win)
1	4/19 vs. Gwinnett (6-2 Loss)
8	4/6 vs. Toledo (8-5 Loss)
3 (3x)	Last: 4/9 vs. Toledo (8-2 Loss)

INDIVIDUAL PITCHING HIGHS

11, Jonathan Heasley	4/13 @ Iowa (14-1 Loss)
11, Jonathan Heasley	4/13 @ Iowa (14-1 Loss)
1 (3x)	Last: Drew Parrish (6.0 IP), 4/28 @ Nashville (4-3 Loss)
9 (2x)	Last: Jonathan Heasley, 4/13 @ Iowa (14-1 Loss)
2 (6x)	Last: Jonathan Heasley, 4/13 @ Iowa (14-1 Loss)
7, Jonathan Heasley	4/19 vs. Gwinnett (6-2 Loss)
3 (5x)	Last: Austin Cox, 4/21 vs. Gwinnett (7-3 Loss)
4 (4x)	Last: Drew Parrish, 4/22 vs. Gwinnett (5-2 Loss)
2, Andrés Núñez	4/22 vs. Gwinnett (5-2 Loss)
7.0, Jonathan Heasley	4/19 vs. Gwinnett (6-2 Loss)
104, Jonathan Heasley	4/25 @ Nashville (8-3 Loss)
3.2, Marcelo Martínez	4/29 @ Nashville (6-5 Loss, 10 Innings)
65, Austin Cox	4/6 vs. Toledo (8-5 Loss)

^ Indicates All-Time Storm Chasers Record Tied

* Indicates All-Time Storm Chasers Record Set

STATCAST LEADERS

LONGEST MEASURED HOMER DISTANCE (TOP 5)			HIGHEST BATTED BALL EXIT VELOCITY (TOP 5)			HIGHEST PITCH VELOCITY (TOP 5)			HIGHEST PITCH SPIN RATE (TOP 5)		
Player	Distance (Pitcher)	Date	Player	Exit Velo (Batted Ball Type)	Date	Player	Pitch Velo (Pitch Result)	Date	Player	Spin Rate (Pitch Type)	Date
Freddy Fermin	428 (2-Run off Ashton Goudeau)	4/8 vs. TOL	CJ Alexander	115.3 (Double vs. Reese Olson)	4/7 vs. TOL	Jackson Kowar	99.3 (Justin Dean, Ball)	4/18 vs. GWN	Josh Dye	3,329 (81.2 MPH Changeup vs. Joe Hudson)	4/21 vs. GWN
Nick Loftin	420 (Solo off Anthony Kay)	4/12 @ IOW	Dairon Blanco	109.6 (Double Play vs. Kervin Castro)	4/7 vs. TOL	Josh Staumont	99.1 (Jermaine Palacios, Strikeout)	4/9 vs. TOL	Mike Mayers	3,238 (82.1 MPH Slider vs. Volmer Sánchez)	4/23 vs. GWN
Logan Porter	417 (Solo off Caleb Smith)	4/1 @ IND	Dairon Blanco	108.0 (Flyout vs. Will Vest)	4/8 vs. TOL	Jackson Kowar	99.0 (Justin Dean, Walk)	4/18 vs. GWN	Josh Staumont	3,058 (81.0 MPH Curveball vs. Miguel Andujar)	3/31 @ IND
Tyler Gentry	417 (3-Run off Tyler Holton)	4/5 vs. TOL	Tucker Bradley	107.4 (Groundout vs. Robert Stock)	4/29 @ NAS	Josh Staumont	98.9 (Jermaine Palacios, Foul Ball)	4/9 vs. TOL	Drew Parrish	3,000 (86.7 MPH Sinker vs. Nick Solak)	4/22 vs. GWN
Dairon Blanco	411 (Solo off Mike Burrows)	4/2 @ IND	Nick Loftin	107.3 (Single vs. Brendon Little)	4/14 @ IOW	Josh Staumont	98.8 (Michael Papierski, Ball)	4/9 vs. TOL	Ryan Weiss	2,999 (81.5 MPH Curveball vs. Jermaine Palacios)	4/5 vs. TOL

DATE	OPPONENT	RESULT	SP	C	1B	2B	3B	SS	LF	CF	RF	DH
3/31	@ Indianapolis	W, 8-6	Mike Mayers	Freddy Fermin	Nick Pratto	Samad Taylor	Nick Loftin	Maikel Garcia	Tucker Bradley	Dairon Blanco	Tyler Gentry	CJ Alexander
4/1	@ Indianapolis	W, 12-1	Austin Cox	Logan Porter	Nick Pratto	Angelo Castellano	Nick Loftin	Maikel Garcia	Dairon Blanco	Samad Taylor	Tyler Gentry	Jakson Reetz
4/2	@ Indianapolis	W, 8-3	Jonathan Heasley	Freddy Fermin	Nick Pratto	Samad Taylor	Nick Loftin	Maikel Garcia	Tucker Bradley	Dairon Blanco	Tyler Gentry	CJ Alexander
4/4	TOLEDO	L, 9-2	Max Castillo	Freddy Fermin	Nick Pratto	Samad Taylor	Nick Loftin	Maikel Garcia	Tucker Bradley	Dairon Blanco	Tyler Gentry	CJ Alexander
4/5	TOLEDO	L, 7-6	Mike Mayers	Jakson Reetz	Logan Porter	Angelo Castellano	Nick Loftin	Maikel Garcia	Dairon Blanco	Samad Taylor	Tyler Gentry	Freddy Fermin
4/6	TOLEDO	L, 8-5	Jackson Kowar	Freddy Fermin	CJ Alexander	Samad Taylor	Nick Loftin	Maikel Garcia	Tucker Bradley	Dairon Blanco	Tyler Gentry	Logan Porter
4/7	TOLEDO	W, 9-4	Jonathan Heasley	Freddy Fermin	Logan Porter	Samad Taylor	Angelo Castellano	Maikel Garcia	Tucker Bradley	Dairon Blanco	CJ Alexander	Tyler Gentry
4/8	TOLEDO	W, 13-8	Drew Parrish	Freddy Fermin	Nick Pratto	Samad Taylor	Maikel Garcia	Angelo Castellano	Tucker Bradley	Dairon Blanco	Tyler Gentry	CJ Alexander
4/9	TOLEDO	L, 8-2	Max Castillo	Logan Porter	Nick Pratto	Samad Taylor	Angelo Castellano	Maikel Garcia	Tyler Gentry	Dairon Blanco	CJ Alexander	Jakson Reetz
4/11	@ Iowa	W, 6-5	Mike Mayers	Freddy Fermin	Nick Pratto	Samad Taylor	Nick Loftin	Maikel Garcia	Tucker Bradley	Dairon Blanco	Tyler Gentry	Logan Porter
4/12	@ Iowa	W, 10-6	Austin Cox	Logan Porter	Nick Pratto	Samad Taylor	Nick Loftin	Maikel Garcia	Tucker Bradley	Dairon Blanco	Tyler Gentry	CJ Alexander
4/13	@ Iowa	L, 14-1	Jonathan Heasley	Freddy Fermin	Nick Pratto	Angelo Castellano	Nick Loftin	Maikel Garcia	Tucker Bradley	Samad Taylor	CJ Alexander	Tyler Gentry
4/14	@ Iowa	W, 11-8	Drew Parrish	Freddy Fermin	CJ Alexander	Angelo Castellano	Nick Loftin	Maikel Garcia	Dairon Blanco	Samad Taylor	Tyler Gentry	Logan Porter
4/15	@ Iowa	Cancelled/snow										
4/16 G1	@ Iowa	Cancelled/snow										
4/16 G2	@ Iowa	Cancelled/snow										
4/18	GWINNETT	L, 4-1	Mike Mayers	Freddy Fermin	Logan Porter	Nick Loftin	Maikel Garcia	Angelo Castellano	Nick Pratto	Samad Taylor	CJ Alexander	Tyler Gentry
4/19	GWINNETT	L, 6-2	Jonathan Heasley	Logan Porter	Nick Pratto	Samad Taylor	Nick Loftin	Angelo Castellano	Tucker Bradley	Dairon Blanco	Tyler Gentry	Jakson Reetz
4/20	GWINNETT	L, 9-3	Max Castillo	Freddy Fermin	Nick Pratto	Samad Taylor	Nick Loftin	Maikel Garcia	Dairon Blanco	Samad Taylor	Tyler Gentry	Logan Porter
4/21	GWINNETT	L, 7-3	Austin Cox	Jakson Reetz	Nick Pratto	Nick Loftin	Maikel Garcia	Angelo Castellano	Tucker Bradley	Samad Taylor	Tyler Gentry	CJ Alexander
4/22	GWINNETT	L, 5-2	Drew Parrish	Logan Porter	CJ Alexander	Samad Taylor	Maikel Garcia	Angelo Castellano	Nick Pratto	Dairon Blanco	Tyler Gentry	Nick Loftin
4/23	GWINNETT	W, 5-3	Mike Mayers	Jakson Reetz	Nick Pratto	Nick Loftin	Maikel Garcia	Angelo Castellano	Tucker Bradley	Dairon Blanco	Tyler Gentry	CJ Alexander
4/25	@ Nashville	L, 8-3	Jonathan Heasley	Logan Porter	Nick Pratto	Nick Loftin	Maikel Garcia	Angelo Castellano	Tucker Bradley	Samad Taylor	Tyler Gentry	Dairon Blanco
4/26	@ Nashville	L, 4-1	Max Castillo	Logan Porter	CJ Alexander	Nick Loftin	Maikel Garcia	Angelo Castellano	Brewer Hicklen	Samad Taylor	Tyler Gentry	CJ Alexander
4/27	@ Nashville	W, 2-1	Austin Cox	Jakson Reetz	CJ Alexander	Samad Taylor	Nick Loftin	Maikel Garcia	Nick Pratto	Nate Eaton	Dairon Blanco	Tyler Gentry
4/28	@ Nashville	L, 4-3	Drew Parrish	Logan Porter	CJ Alexander	Samad Taylor	Maikel Garcia	Angelo Castellano	Dairon Blanco	Nate Eaton	Tyler Gentry	Brewer Hicklen
4/29	@ Nashville	L, 6-5 (10)	Mike Mayers	Jakson Reetz	CJ Alexander				Tucker Bradley	Samad Taylor	Nate Eaton	Freddy Fermin
4/30	@ Nashville											
5/1	LOUISVILLE											
5/3	LOUISVILLE											
5/4	LOUISVILLE											
5/6	LOUISVILLE											
5/7	LOUISVILLE											
5/9	@ Scranton/WB											
5/10	@ Scranton/WB											
5/11	@ Scranton/WB											
5/12	@ Scranton/WB											
5/13	@ Scranton/WB											
5/14	@ Scranton/WB											
5/16	TOLEDO											
5/17	TOLEDO											
5/18	TOLEDO											
5/19	TOLEDO											
5/20	TOLEDO											
5/21	TOLEDO											
5/23	@ St. Paul											
5/24	@ St. Paul											
5/25	@ St. Paul											
5/26	@ St. Paul											
5/27	@ St. Paul											
5/28	@ St. Paul											
5/30	MEMPHIS											
5/31	MEMPHIS											
6/1	MEMPHIS											
6/2	MEMPHIS	W, 11-8										
6/3	MEMPHIS											
6/4	MEMPHIS											
6/6	@ Indianapolis											
6/7	@ Indianapolis	L, 4-1										
6/8	@ Indianapolis											
6/9	@ Indianapolis											
6/10	@ Indianapolis											
6/11	@ Indianapolis											
6/13	COLUMBUS											
6/14	COLUMBUS											
6/15	COLUMBUS	L, 5-2										
6/16	COLUMBUS	W, 2-1										
6/17	COLUMBUS											
6/18	COLUMBUS											
6/20	@ Rochester											
6/21	@ Rochester											
6/22	@ Rochester											
6/23	@ Rochester											
6/24	@ Rochester											
6/25	@ Rochester											
6/28	IOWA											
6/29	IOWA											
6/30	IOWA											
7/1	IOWA											
7/2	IOWA											
7/3	IOWA											
7/4	@ Gwinnett											
7/5	@ Gwinnett											
7/6	@ Gwinnett											
7/7	@ Gwinnett											
7/8	@ Gwinnett											
7/9	@ Gwinnett											
7/14	INDIANAPOLIS											
7/15	INDIANAPOLIS											
7/16	INDIANAPOLIS											
7/18	ST. PAUL											
7/19	ST. PAUL											
7/20	ST. PAUL											
7/21	ST. PAUL											
7/22	ST. PAUL											
7/23	ST. PAUL											
7/25	@ Columbus											
7/26	@ Columbus											
7/27	@ Columbus											
7/28	@ Columbus											
7/29	@ Columbus											
7/30	@ Columbus											
8/1	@ Louisville											
8/2	@ Louisville											
8/3	@ Louisville											
8/4	@ Louisville											
8/5	@ Louisville											
8/6	@ Louisville											
8/8	IOWA											
8/9	IOWA											
8/10	IOWA											
8/11	IOWA											
8/13	IOWA											
8/15	@ Toledo											
8/16	@ Toledo											
8/17	@ Toledo											
8/18	@ Toledo											
8/19	@ Toledo											
8/20	@ Toledo											
8/22	ST. PAUL											
8/23	ST. PAUL											
8/24	ST. PAUL											
8/25	ST. PAUL											
8/26	ST. PAUL											
8/27	ST. PAUL											
8/29	LOUISVILLE											
8/30	LOUISVILLE											
8/31	LOUISVILLE											
9/1	LOUISVILLE											
9/2	LOUISVILLE											
9/3	LOUISVILLE											
9/5	@ Iowa											
9/6	@ Iowa											
9/7	@ Iowa											
9/8	@ Iowa											
9/9	@ Iowa											
9/10	@ Iowa											
9/12	INDIANAPOLIS											
9/13	INDIANAPOLIS											
9/14	INDIANAPOLIS											
9/15	INDIANAPOLIS											
9/16	INDIANAPOLIS											
9/17	INDIANAPOLIS											
9/19	@ Columbus											
9/20	@ Columbus											
9/21	@ Columbus											
9/22	@ Columbus											
9/23	@ Columbus											
9/24	@ Columbus											

DATE	OPPONENT	RESULT	1	2	3	4	5	6	7	8	9
3/31	@ Indianapolis	W, 8-6	Samad Taylor	Maikel Garcia	Nick Pratto	Tyler Gentry	CJ Alexander	Nick Loftin	Freddy Fermin	Dairon Blanco	Tucker Bradley
4/1	@ Indianapolis	W, 12-1	Samad Taylor	Maikel Garcia	Nick Pratto	Tyler Gentry	Nick Loftin	CJ Alexander	Jakson Reetz	Dairon Blanco	Angelo Castellano
4/2	TOLEDO	L, 9-2	Samad Taylor	Maikel Garcia	Nick Pratto	Tyler Gentry	Nick Loftin	CJ Alexander	Freddy Fermin	Dairon Blanco	Tucker Bradley
4/4	TOLEDO	L, 8-5	Samad Taylor	Maikel Garcia	Tyler Gentry	Logan Porter	Nick Loftin	CJ Alexander	Freddy Fermin	Dairon Blanco	Angelo Castellano
4/5	TOLEDO	W, 9-4	Samad Taylor	Maikel Garcia	Tyler Gentry	Logan Porter	Nick Loftin	CJ Alexander	Freddy Fermin	Dairon Blanco	Tucker Bradley
4/7	TOLEDO	W, 13-8	Samad Taylor	Maikel Garcia	Tyler Gentry	Nick Pratto	CJ Alexander	Freddy Fermin	Dairon Blanco	Tucker Bradley	Angelo Castellano
4/8	TOLEDO	L, 8-2	Samad Taylor	Maikel Garcia	Tyler Gentry	CJ Alexander	Nick Pratto	Logan Porter	Dairon Blanco	Jakson Reetz	Angelo Castellano
4/9	@ Iowa	L, 9-6	Samad Taylor	Maikel Garcia	Tyler Gentry	Nick Pratto	Nick Loftin	Logan Porter	Freddy Fermin	Dairon Blanco	Tucker Bradley
4/12	@ Iowa	W, 10-6	Samad Taylor	Maikel Garcia	Tyler Gentry	Nick Pratto	Nick Loftin	CJ Alexander	Logan Porter	Dairon Blanco	Tucker Bradley
4/13	@ Iowa	L, 14-1	Samad Taylor	Maikel Garcia	Tyler Gentry	Nick Pratto	Nick Loftin	CJ Alexander	Freddy Fermin	Angelo Castellano	Tucker Bradley
4/14	@ Iowa	W, 11-8	Samad Taylor	Maikel Garcia	Tyler Gentry	Logan Porter	Nick Loftin	CJ Alexander	Freddy Fermin	Dairon Blanco	Angelo Castellano
4/15	@ Iowa	Cancelled snow									
4/16 G1	@ Iowa	Cancelled snow									
4/16 G2	@ Iowa	Cancelled snow									
4/18	GWINNETT	L, 4-1	Samad Taylor	Maikel Garcia	Tyler Gentry	Nick Pratto	Nick Loftin	Logan Porter	Freddy Fermin	CJ Alexander	Angelo Castellano
4/19	GWINNETT	L, 6-2	Samad Taylor	Maikel Garcia	Tyler Gentry	Nick Pratto	Logan Porter	Logan Reetz	Dairon Blanco	Angelo Castellano	Tucker Bradley
4/20	GWINNETT	L, 9-3	Samad Taylor	Maikel Garcia	Tyler Gentry	Nick Pratto	Nick Loftin	Logan Porter	Freddy Fermin	Dairon Blanco	Angelo Castellano
4/21	GWINNETT	L, 7-3	Samad Taylor	Maikel Garcia	Tyler Gentry	Nick Pratto	Nick Loftin	CJ Alexander	Jakson Reetz	Tucker Bradley	Angelo Castellano
4/22	GWINNETT	L, 5-2	Samad Taylor	Maikel Garcia	Tyler Gentry	Nick Pratto	Nick Loftin	CJ Alexander	Logan Porter	Dairon Blanco	Angelo Castellano
4/23	GWINNETT	W, 5-3	Dairon Blanco	Maikel Garcia	Tyler Gentry	Nick Pratto	Nick Loftin	CJ Alexander	Jakson Reetz	Tucker Bradley	Angelo Castellano
4/25	@ Nashville	L, 8-3	Samad Taylor	Maikel Garcia	Tyler Gentry	Nick Pratto	Nick Loftin	Logan Porter	Dairon Blanco	Tucker Bradley	Angelo Castellano
4/26	@ Nashville	L, 5-0	Samad Taylor	Maikel Garcia	Tyler Gentry	Nick Pratto	Nick Loftin	Logan Porter	CJ Alexander	Brewer Hicklen	Angelo Castellano
4/27	@ Nashville	W, 7-1	Samad Taylor	Maikel Garcia	Tyler Gentry	Nick Pratto	Nick Loftin	Nate Eaton	CJ Alexander	Jakson Reetz	Dairon Blanco
4/28	@ Nashville	L, 4-3	Samad Taylor	Maikel Garcia	Tyler Gentry	Logan Porter	Nate Eaton	Brewer Hicklen	Dairon Blanco	CJ Alexander	Angelo Castellano
4/29	@ Nashville	L, 6-5 (10)	Samad Taylor	Maikel Garcia	Nate Eaton	Nick Loftin	Freddy Fermin	CJ Alexander	Jakson Reetz	Tucker Bradley	Angelo Castellano
4/30	@ Nashville										
5/2	LOUISVILLE										
5/3	LOUISVILLE										
5/4	LOUISVILLE										
5/5	LOUISVILLE										
5/6	LOUISVILLE										
5/7	LOUISVILLE										
5/9	@ Scranton/WB										
5/10	@ Scranton/WB										
5/11	@ Scranton/WB										
5/12	@ Scranton/WB										
5/13	@ Scranton/WB										
5/14	@ Scranton/WB										
5/16	TOLEDO										
5/17	TOLEDO										
5/18	TOLEDO										
5/19	TOLEDO										
5/20	TOLEDO										
5/21	TOLEDO										
5/23	@ St. Paul										
5/24	@ St. Paul										
5/25	@ St. Paul										
5/26	@ St. Paul										
5/27	@ St. Paul										
5/28	@ St. Paul										
5/30	MEMPHIS										
5/31	MEMPHIS										
6/1	MEMPHIS										
6/2	MEMPHIS										
6/3	MEMPHIS										
6/4	MEMPHIS										
6/6	@ Indianapolis										
6/7	@ Indianapolis										
6/8	@ Indianapolis										
6/9	@ Indianapolis										
6/10	@ Indianapolis										
6/11	@ Indianapolis										
6/13	COLUMBUS										
6/14	COLUMBUS										
6/15	COLUMBUS										
6/16	COLUMBUS										
6/17	COLUMBUS										
6/18	COLUMBUS										
6/20	@ Rochester										
6/21	@ Rochester										
6/22	@ Rochester										
6/23	@ Rochester										
6/24	@ Rochester										
6/25	@ Rochester										
6/28	IOWA										
6/29	IOWA										
6/30	IOWA										
7/1	IOWA										
7/2	IOWA										
7/3	IOWA										
7/4	@ Gwinnett										
7/5	@ Gwinnett										
7/6	@ Gwinnett										
7/7	@ Gwinnett										
7/8	@ Gwinnett										
7/9	@ Gwinnett										
7/14	INDIANAPOLIS										
7/15	INDIANAPOLIS										
7/16	INDIANAPOLIS										
7/18	ST. PAUL										
7/19	ST. PAUL										
7/20	ST. PAUL										
7/21	ST. PAUL										
7/22	ST. PAUL										
7/23	ST. PAUL										
7/25	@ Columbus										
7/26	@ Columbus										
7/27	@ Columbus										
7/28	@ Columbus										
7/29	@ Columbus										
7/30	@ Columbus										
8/1	@ Louisville										
8/2	@ Louisville										
8/3	@ Louisville										
8/4	@ Louisville										
8/5	@ Louisville										
8/6	@ Louisville										
8/8	IOWA										
8/9	IOWA										
8/10	IOWA										
8/11	IOWA										
8/12	IOWA										
8/13	IOWA										
8/15	@ Toledo										
8/16	@ Toledo										
8/17	@ Toledo										
8/18	@ Toledo										
8/19	@ Toledo										
8/20	@ Toledo										
8/22	ST. PAUL										
8/23	ST. PAUL										
8/24	ST. PAUL										
8/25	ST. PAUL										
8/26	ST. PAUL										
8/27	ST. PAUL										
8/29	LOUISVILLE										
8/30	LOUISVILLE										
8/31	LOUISVILLE										
9/1	LOUISVILLE										
9/2	LOUISVILLE										
9/3	LOUISVILLE										
9/5	@ Iowa										
9/6	@ Iowa										
9/7	@ Iowa										
9/8	@ Iowa										
9/9	@ Iowa										
9/10	@ Iowa										
9/12	INDIANAPOLIS										
9/13	INDIANAPOLIS										
9/14	INDIANAPOLIS										
9/15	INDIANAPOLIS										
9/16	INDIANAPOLIS										
9/17	INDIANAPOLIS										
9/19	@ Columbus										
9/20	@ Columbus										
9/21	@ Columbus										
9/22	@ Columbus										
9/23	@ Columbus										
9/24	@ Columbus										

LF

Tucker Bradley, 14 (6-8)
Dairon Blanco, 5 (2-3)
Nick Pratto, 3 (1-2)
Tyler Gentry, 1 (0-1)
Brewer Hicklen, 1 (0-1)

CF

Dairon Blanco, 12 (6-6)
Samad Taylor, 10 (2-8)
Nate Eaton, 2 (1-1)

RF

Tyler Gentry, 18 (7-11)
CJ Alexander, 4 (1-3)
Dairon Blanco, 1 (1-0)
Nate Eaton, 1 (0-1)

SS

Maikel Garcia, 13 (7-6)
Angelo Castellano, 11 (2-9)

2B

Samad Taylor, 13 (6-7)
Nick Loftin, 7 (1-6)
Angelo Castellano, 4 (2-2)

SP

Mike Mayers, 6 (2-4)
Jonathan Heasley, 5 (2-3)
Austin Cox, 4 (3-1)
Drew Parrish, 4 (2-2)
Max Castillo, 4 (0-4)
Jackson Kowar, 1 (0-1)

3B

Nick Loftin, 12 (6-6)
Maikel Garcia, 10 (2-8)
Angelo Castellano, 2 (1-1)

1B

Nick Pratto, 15 (6-9)
CJ Alexander, 6 (2-4)
Logan Porter, 3 (1-2)

DH

CJ Alexander, 8 (5-3)
Tyler Gentry, 4 (2-2)
Logan Porter, 4 (1-3)
Jakson Reetz, 3 (1-2)
Freddy Fermin, 2 (0-2)
Dairon Blanco, 1 (0-1)
Brewer Hicklen, 1 (0-1)
Nick Loftin, 1 (0-1)

C

Freddy Fermin, 11 (5-6)
Logan Porter, 8 (2-6)
Jakson Reetz, 5 (2-3)

1	2	3	4	5	6	7	8	9
Samad Taylor, 23 (8-15) Dairon Blanco, 1 (1-0)	Maikel Garcia, 23 (9-14) Nick Loftin, 1 (0-1)	Tyler Gentry, 19 (6-13) Nick Pratto, 4 (3-1) Nate Eaton, 1 (0-1)	Nick Pratto, 14 (5-9) Tyler Gentry, 4 (3-1) Logan Porter, 4 (1-3) CJ Alexander, 1 (0-1) Nick Loftin, 1 (0-1)	Nick Loftin, 17 (6-11) CJ Alexander, 3 (3-0) Nate Eaton, 1 (0-1) Freddy Fermin, 1 (0-1) Logan Porter, 1 (0-1) Nick Pratto, 1 (0-1)	CJ Alexander, 10 (4-6) Logan Porter, 7 (1-6) Freddy Fermin, 2 (2-0) Jakson Reetz, 2 (0-2) Nate Eaton, 1 (1-0) Nick Loftin, 1 (1-0) Brewer Hicklen, 1 (0-1)	Freddy Fermin, 10 (3-7) Dairon Blanco, 6 (2-4) Jakson Reetz, 4 (2-2) CJ Alexander, 2 (1-1) Logan Porter, 2 (1-1)	Dairon Blanco, 12 (6-6) Tucker Bradley, 5 (2-3) Jakson Reetz, 2 (1-1) CJ Alexander, 2 (0-2) Angelo Castellano, 2 (0-2) Brewer Hicklen, 1 (0-1)	Angelo Castellano, 15 (5-10) Tucker Bradley, 8 (3-5) Dairon Blanco, 1 (1-0)

PLAYER	GS	POSITION										BATTING ORDER								
		C	1B	2B	3B	SS	LF	CF	RF	OF	DH	1ST	2ND	3RD	4TH	5TH	6TH	7TH	8TH	9TH
Tyler Gentry	23					1		18	19		4		19	4						
Samad Taylor	23			13				10		10		23								
Maikel Garcia	23				10	13						23								
Nick Loftin	20			7	12						1	1		1	17	1				
Dairon Blanco	19					5	12	1	18		1	1					6	11	1	
Nick Pratto	18		15			3				3			4	13	1					
CJ Alexander	18		6						4	4	8			1	3	10	2	2		
Angelo Castellano	17			4	2	11												2	15	
Logan Porter	15	8	3								4		5	1	7	2				
Tucker Bradley	14					14				14								6	8	
Freddy Fermin	13	11									2				1	2	10			
Jakson Reetz	8	5									3					2	4	2		
Nate Eaton	3							2	1	3			1		1	1				
Brewer Hicklen	2					1					1						1	1		

OUTFIELD ASSISTS (6)

DAIRON BLANCO (2)	LF	1
	CF	1
TUCKER BRADLEY (1)	LF	1
NATE EATON (1)	CF	1
TYLER GENTRY (1)	RF	1
SAMAD TAYLOR (1)	CF	1

OF LINEUP COMBOS

24 Games

23 Unique Lineup Combinations Used

MOST USED LINEUP (2x)

PLAYER	Pos.
1. Samad Taylor	2B
2. Maikel Garcia	SS
3. Nick Pratto	1B
4. Tyler Gentry	RF
5. Nick Loftin	3B
6. CJ Alexander	DH
7. Freddy Fermin	C
8. Dairon Blanco	CF
9. Tucker Bradley	LF

STORM CHASERS POSITION PRODUCTION

	AVG	AB	H	TB	2B	3B	HR	RBI	BB	SO	OBP	SLG	OPS	SAC	SF	HBP	GIDP
C	.256	86	22	43	6	0	5	14	9	26	.340	.500	.840	0	0	2	1
1B	.191	89	17	38	4	1	5	11	10	24	.272	.427	.699	0	3	1	3
2B	.255	94	24	37	5	1	2	13	9	20	.327	.394	.721	0	0	1	2
3B	.271	96	26	46	5	0	5	17	9	12	.330	.479	.809	0	1	0	5
SS	.276	87	24	37	7	0	2	20	12	25	.356	.425	.781	0	2	0	0
LF	.218	78	17	28	3	1	2	7	14	22	.351	.359	.710	0	0	2	4
CF	.308	91	28	40	6	0	2	6	11	22	.390	.440	.830	0	1	2	4
RF	.194	93	18	28	4	0	2	10	15	26	.309	.301	.610	0	1	1	3
DH	.276	87	24	46	7	0	5	16	12	30	.370	.529	.899	0	0	1	1

STORM CHASERS BATTING ORDER PRODUCTION

	AVG	AB	H	TB	2B	3B	HR	RBI	BB	SO	OBP	SLG	OPS	SAC	SF	HBP	GIDP
1st	.337	98	33	48	7	1	2	16	12	20	.411	.490	.901	0	1	1	2
2nd	.242	95	23	33	7	0	1	17	16	22	.348	.347	.695	0	1	0	2
3rd	.209	91	19	30	3	1	2	12	18	26	.348	.330	.678	0	1	2	3
4th	.181	94	17	36	4	0	5	11	10	26	.252	.383	.635	0	3	0	4
5th	.295	95	28	55	6	0	7	18	5	23	.340	.579	.919	0	1	2	4
6th	.261	92	24	51	6	0	7	13	6	29	.306	.554	.860	0	0	0	2
7th	.205	83	17	29	6	0	2	12	10	20	.305	.349	.654	0	0	2	2
8th	.240	75	18	26	5	0	1	2	16	24	.394	.347	.741	0	0	3	2
9th	.268	82	22	37	4	1	3	15	8	19	.330	.451	.781	0	1	0	2

GM #	MARCH	OPPONENT	SCORE	RECORD	STANDINGS	WIN	LOSS	SAVE	TEMP.	1ST PITCH	TIME	ATT.	HOME ATT.	STORM CHASERS				OPPONENT			
														R	H	E	LO	R	H	E	LO
1	3/31	@ Indianapolis	W, 8-6	1-0	1st +0.5	C. Snider (1-0)	Y. De Los Santos (0-1)	J. Staumont (1)	66°	7:05 PM	2:54	8,095		8	12	0	14	6	11	2	7
GM #	APRIL	OPPONENT	SCORE	RECORD	STANDINGS	WIN	LOSS	SAVE	TEMP.	1ST PITCH	TIME	ATT.	HOME ATT.	STORM CHASERS				OPPONENT			
														R	H	E	LO	R	H	E	LO
2	4/1	@ Indianapolis	W, 12-1	2-0	1st +1.0	D. Parrish (1-0)	C. Smith (0-1)	-	42°	1:37 PM	2:26	4,012		12	16	0	11	1	5	2	3
3	4/2	@ Indianapolis	W, 8-3	3-0	1st +1.0	J. Kowar (1-0)	D. Zamora (0-1)	-	49°	1:36 PM	2:53	4,240		8	12	0	9	3	11	2	10
4	4/4	TOLEDO	L, 9-2	3-1	2nd -0.5	B. White (1-0)	M. Castillo (0-1)	-	55°	6:42 PM	2:27	3,200	3,200	2	6	0	6	9	12	0	5
5	4/5	TOLEDO	L, 7-6	3-2	2nd -1.0	T. Holton (1-0)	R. Weiss (0-1)	M. Díaz (2)	35°	12:07 PM	2:40	1,405	4,605	6	8	2	6	7	12	1	9
6	4/6	TOLEDO	L, 8-5	3-3	3rd -2.0	J. Fry (1-0)	J. Kowar (1-1)	M. Del Pozo (1)	45°	12:06 PM	2:48	1,607	6,212	5	7	1	4	8	10	2	9
7	4/7	TOLEDO	W, 9-4	4-3	2nd -1.0	J. Heasley (1-0)	R. Olson (0-2)	-	70°	6:35 PM	2:35	1,968	8,180	9	12	0	6	4	9	0	11
8	4/8	TOLEDO	W, 13-8	5-3	2nd -0.5	M. Martinez (1-0)	M. Lorenzen (0-1)	-	71°	2:05 PM	2:49	2,070	10,250	13	12	3	4	8	13	0	12
9	4/9	TOLEDO	L, 8-2	5-4	2nd -1.5	T. Holton (2-0)	M. Castillo (0-2)	-	73°	2:11 PM	2:57	2,119	12,369	2	6	3	12	8	13	0	11
10	4/11	@ Iowa	L, 9-6	5-5	5th -2.5	R. Elias (1-0)	M. Mayers (0-1)	M. Rodriguez (1)	79°	6:38 PM	2:34	3,557		6	10	0	6	9	7	1	6
11	4/12	@ Iowa	W, 10-6	6-5	5th -1.5	J. Kowar (2-0)	R. Thompson (0-1)	-	77°	12:09 PM	2:26	4,085		10	12	0	5	6	8	0	4
12	4/13	@ Iowa	L, 14-1	6-6	6th -2.5	N. Neidert (1-1)	J. Heasley (1-1)	-	81°	6:38 PM	2:18	3,647		1	6	1	4	14	15	0	8
13	4/14	@ Iowa	W, 11-8	7-6	6th -2.0	C. Snider (2-0)	M. Rodriguez (1-1)	N. Wittgren (1)	79°	7:09 PM	3:16	6,257		11	11	2	10	8	11	3	10
14	4/15	@ Iowa	PPD/Rain (To be made up April 16)																		
15	4/16	@ Iowa	Cancelled/Snow																		
15	4/16	@ Iowa	Cancelled/Snow																		
14	4/18	GWINNETT	L, 4-1	7-7	5th -3.0	T. Tice (2-0)	J. Kowar (2-2)	Y. Rios (1)	70°	6:39 PM	2:24	1,703	14,072	1	7	1	8	4	6	0	8
15	4/19	GWINNETT	L, 6-2	7-8	5th -4.0	B. Burrows (1-0)	J. Heasley (1-2)	-	70°	12:05 PM	2:15	6,641	20,713	2	6	0	5	6	10	0	3
16	4/20	GWINNETT	L, 9-3	7-9	6th -4.5	B. Moran (1-0)	M. Castillo (0-3)	-	56°	6:37 PM	2:47	2,026	22,739	3	3	1	10	9	10	1	5
17	4/21	GWINNETT	L, 7-3	7-10	7th -6.0	A. Winans (1-2)	E. Sisk (0-1)	-	44°	6:36 PM	3:01	2,041	24,780	3	9	2	9	7	11	0	8
18	4/22	GWINNETT	L, 5-2	7-11	6th -7.0	D. Dodd (1-0)	A. Núñez (0-1)	Y. Rios (2)	42°	2:06 PM	2:27	3,025	27,805	2	4	1	2	5	10	0	10
19	4/23	GWINNETT	W, 5-3	8-11	6th -6.0	M. Mayers (1-1)	N. Kingham (0-3)	N. Wittgren (2)	49°	2:06 PM	2:23	2,046	29,851	5	12	3	6	3	8	0	9
20	4/25	@ Nashville	L, 8-3	8-12	6th -7.0	R. Gasser (1-0)	J. Heasley (1-3)	-	67°	6:39 PM	2:14	4,127		3	5	1	3	8	11	0	6
21	4/26	@ Nashville	L, 5-0	8-13	7th -8.0	C. Boushley (1-1)	M. Castillo (0-4)	-	68°	6:37 PM	2:27	5,455		0	4	0	5	5	11	1	8
22	4/27	@ Nashville	W, 2-1	9-13	7th -7.0	A. Cox (1-0)	J. Junk (2-1)	N. Wittgren (3)	61°	7:19 PM	2:28 (:44)	3,507		2	8	0	7	1	6	1	8
23	4/28	@ Nashville	L, 4-3	9-14	7th -7.0	J. Bukauskas (1-0)	J. Dye (0-1)	-	69°	6:37 PM	2:26	6,707		3	5	1	3	4	7	1	4
24	4/29	@ Nashville	L, 6-5 (10)	9-15	8th -8.0	L. Ercceg (3-0)	E. Sisk (0-2)	-	70°	6:39 PM	2:58	9,833		5	8	0	6	6	13	1	15
25	4/30	@ Nashville																			

APRIL Hitting Results: // APRIL Pitching Results:

GM #	MAY	OPPONENT	SCORE	RECORD	STANDINGS	WIN	LOSS	SAVE	TEMP.	1ST PITCH	TIME	ATT.	HOME ATT.	STORM CHASERS				OPPONENT			
														R	H	E	LO	R	H	E	LO
26	5/2	LOUISVILLE																			
27	5/3	LOUISVILLE																			
28	5/4	LOUISVILLE																			
29	5/5	LOUISVILLE																			
30	5/6	LOUISVILLE																			
31	5/7	LOUISVILLE																			
32	5/9	@ Scranton/WB																			
33	5/10	@ Scranton/WB																			
34	5/11	@ Scranton/WB																			
35	5/12	@ Scranton/WB																			
36	5/13	@ Scranton/WB																			
37	5/14	@ Scranton/WB																			
38	5/16	TOLEDO																			
39	5/17	TOLEDO																			
40	5/18	TOLEDO																			
41	5/19	TOLEDO																			
42	5/20	TOLEDO																			
43	5/21	TOLEDO																			
44	5/23	@ St. Paul																			
45	5/24	@ St. Paul																			
46	5/25	@ St. Paul																			
47	5/26	@ St. Paul																			
48	5/27	@ St. Paul																			
49	5/28	@ St. Paul																			
50	5/30	MEMPHIS																			
51	5/31	MEMPHIS																			

MAY Hitting Results: // MAY Pitching Results:

MAY PITCHING RESULTS / MAY PITCHING RESULTS														STORM CHASERS				OPPONENT			
GM #	JUNE	OPPONENT	SCORE	RECORD	STANDINGS	WIN	LOSS	SAVE	TEMP.	1ST PITCH	TIME	ATT.	HOME ATT.	R	H	E	LO	R	H	E	LO
52	6/1	MEMPHIS																			
53	6/2	MEMPHIS																			
54	6/3	MEMPHIS																			
55	6/4	MEMPHIS																			
56	6/6	@ Indianapolis																			
57	6/7	@ Indianapolis																			
58	6/8	@ Indianapolis																			
59	6/9	@ Indianapolis																			
60	6/10	@ Indianapolis																			
61	6/11	@ Indianapolis																			
62	6/13	COLUMBUS																			
63	6/14	COLUMBUS																			
64	6/15	COLUMBUS																			
65	6/16	COLUMBUS																			
66	6/17	COLUMBUS																			
67	6/18	COLUMBUS																			
68	6/20	@ Rochester																			
69	6/21	@ Rochester																			
70	6/22	@ Rochester																			
71	6/23	@ Rochester																			
72	6/24	@ Rochester																			
73	6/25	@ Rochester																			

[illegible]

JUNE Hitting Results: TBD// JUNE Pitching Results: TBD

[illegible]

JULY Hitting Results: TBD // JULY Pitching Results: TBD

[illegible]

AUGUST Hitting Results: TBD // AUGUST Pitching Results: TBD

[illegible]

SEPTEMBER Hitting Results: TBD // SEPTEMBER Pitching Results: TBD
2ND HALF Hitting Results: TBD // 2ND HALF Pitching Results: TBD

DATE	OPPONENT	RESULT	IP	H	R	ER	BB	SO	2B	3B	HR	TB	AVG	WHIP	WP	BK	HB	GIDP	IBB	TBF	SV	SVO	ERA (SEASON)
3/31	@ Indianapolis	W, 8-6	9.0	11	6	6	2	7	4	0	1	18	(.297)	(1.44)	0	1	1	1	0	40	1	1	6.00
4/1	@ Indianapolis	W, 12-1	9.0	5	1	1	2	8	1	0	0	6	(.185)	(0.78)	0	0	2	5	0	31	0	0	3.50
4/2	@ Indianapolis	W, 8-3	9.0	11	3	3	5	10	1	1	1	17	(.314)	(1.78)	0	0	0	3	0	40	0	0	3.33
4/4	TOLEDO	L, 9-2	9.0	12	9	9	4	8	6	0	3	27	(.324)	(1.78)	0	0	0	1	0	41	0	0	4.75
4/5	TOLEDO	L, 7-6	9.0	12	7	6	5	10	3	0	1	18	(.316)	(1.89)	1	0	0	2	0	43	0	1	5.00
4/6	TOLEDO	L, 8-5	9.0	10	8	8	8	12	3	0	3	22	(.286)	(2.00)	0	0	0	1	0	44	0	0	5.50
4/7	TOLEDO	W, 9-4	9.0	9	4	4	5	8	0	2	1	16	(.250)	(1.56)	1	0	1	0	0	42	0	0	5.29
4/8	TOLEDO	W, 13-8	9.0	13	8	7	4	8	2	0	0	15	(.317)	(1.89)	0	1	2	1	0	47	0	0	5.50
4/9	TOLEDO	L, 8-2	9.0	13	8	6	4	10	2	0	3	24	(.317)	(1.89)	0	0	1	1	0	46	0	0	5.56
4/11	@ Iowa	L, 9-6	8.0	7	9	9	7	10	3	0	2	16	(.226)	(1.75)	0	0	1	0	0	39	0	0	5.97
4/12	@ Iowa	W, 10-6	9.0	8	6	6	2	10	2	1	2	18	(.235)	(1.11)	0	0	1	1	0	37	0	0	5.97
4/13	@ Iowa	L, 14-1	8.0	15	14	12	4	8	7	0	2	28	(.375)	(2.38)	0	0	2	0	0	46	0	0	6.54
4/14	@ Iowa	W, 11-8	9.0	11	8	7	4	14	2	0	2	19	(.297)	(1.67)	1	0	2	0	1	45	1	1	6.57
4/15	@ Iowa	PPD/Rain																					
4/16 G1	@ Iowa	Cancelled/Snow																					
4/16 G2	@ Iowa	Cancelled/Snow																					
4/18	GWINNETT	L, 4-1	9.0	6	4	4	6	3	0	1	0	8	(.207)	(1.33)	2	0	0	0	0	39	0	0	6.39
4/19	GWINNETT	L, 6-2	9.0	10	6	6	1	9	3	0	2	19	(.286)	(1.22)	0	0	0	1	0	36	0	0	6.36
4/20	GWINNETT	L, 9-3	9.0	10	9	6	5	7	1	1	1	16	(.286)	(1.67)	2	0	0	1	0	41	0	0	6.34
4/21	GWINNETT	L, 7-3	9.0	11	7	4	4	8	4	0	1	18	(.297)	(1.67)	4	1	0	2	0	42	0	0	6.20
4/22	GWINNETT	L, 5-2	9.0	10	5	4	5	5	1	0	1	14	(.294)	(1.67)	0	0	2	1	0	42	0	0	6.08
4/23	GWINNETT	W, 5-3	9.0	8	3	3	3	7	2	0	0	10	(.229)	(1.22)	2	0	0	1	0	39	1	1	5.91
4/25	@ Nashville	L, 8-3	8.0	11	8	8	3	5	2	1	2	21	(.333)	(1.75)	0	0	0	0	0	38	0	0	6.05
4/26	@ Nashville	L, 5-0	8.0	11	5	5	3	5	3	0	1	17	(.333)	(1.75)	0	0	0	0	0	37	0	0	6.03
4/27	@ Nashville	W, 2-1	9.0	6	1	1	5	10	1	0	0	7	(.200)	(1.22)	0	0	1	1	0	36	1	1	5.80
4/28	@ Nashville	L, 4-3	8.2	7	4	3	4	7	1	0	0	8	(.233)	(1.27)	0	0	0	3	0	34	0	1	5.68
4/29	@ Nashville	L, 6-5 (10)	9.1	13	6	5	6	7	2	0	1	18	(.325)	(2.04)	0	0	1	0	0	48	0	1	5.65
4/30	@ Nashville																						
5/2	LOUISVILLE																						
5/3	LOUISVILLE																						
5/4	LOUISVILLE																						
5/5	LOUISVILLE																						
5/6	LOUISVILLE																						
5/7	LOUISVILLE																						
5/9	@ Scranton/WB																						
5/10	@ Scranton/WB																						
5/11	@ Scranton/WB																						
5/12	@ Scranton/WB																						
5/13	@ Scranton/WB																						
5/14	@ Scranton/WB																						
5/16	TOLEDO																						
5/17	TOLEDO																						
5/18	TOLEDO																						
5/19	TOLEDO																						
5/20	TOLEDO																						
5/21	TOLEDO																						
5/23	@ St. Paul																						
5/24	@ St. Paul																						
5/25	@ St. Paul																						
5/26	@ St. Paul																						
5/27	@ St. Paul																						
5/28	@ St. Paul																						
5/30	MEMPHIS																						
5/31	MEMPHIS																						
6/1	MEMPHIS																						
6/2	MEMPHIS																						
6/3	MEMPHIS																						
6/4	MEMPHIS																						
6/6	@ Indianapolis																						
6/7	@ Indianapolis																						
6/8	@ Indianapolis																						
6/9	@ Indianapolis																						
6/10	@ Indianapolis																						
6/11	@ Indianapolis																						
6/13	COLUMBUS																						
6/14	COLUMBUS																						
6/15	COLUMBUS																						
6/16	COLUMBUS																						
6/17	COLUMBUS																						
6/18	COLUMBUS																						
6/20	@ Rochester																						
6/21	@ Rochester																						
6/22	@ Rochester																						
6/23	@ Rochester																						
6/24	@ Rochester																						
6/25	@ Rochester																						

DATE	OPPONENT	RESULT	AB	R	H	TB	2B	3B	HR	XBH	RBI	BB	IBB	SO	SB	CS	HBP	SAC	SF	GIDP	LOB	AVG (SEASON)
3/31	@ Indianapolis	W, 8-6	40	8	12	16	2	1	0	3	8	9	0	12	5	0	0	0	0	0	14	.300
4/1	@ Indianapolis	W, 12-1	42	12	16	24	2	0	2	4	12	6	0	10	3	0	0	0	2	0	11	.341
4/2	@ Indianapolis	W, 8-3	39	8	12	22	1	0	3	4	8	4	0	5	2	0	1	0	0	0	9	.331
4/4	TOLEDO	L, 9-2	29	2	6	12	1	1	1	3	2	6	0	7	2	0	0	0	0	4	6	.307
4/5	TOLEDO	L, 7-6	34	6	8	18	1	0	3	4	6	4	0	10	1	1	1	0	0	1	6	.293
4/6	TOLEDO	L, 8-5	32	5	7	15	0	1	2	3	3	3	0	12	2	1	0	0	1	1	4	.282
4/7	TOLEDO	W, 9-4	34	9	12	18	3	0	1	4	8	4	0	11	0	0	0	0	1	1	6	.292
4/8	TOLEDO	W, 13-8	36	13	12	26	2	0	4	6	13	5	0	9	0	0	0	0	0	0	4	.297
4/9	TOLEDO	L, 8-2	33	2	6	11	2	0	1	3	2	6	0	12	0	0	2	0	0	0	12	.285
4/11	@ Iowa	L, 9-6	38	6	10	20	4	0	2	6	6	1	0	6	0	0	0	0	0	0	6	.283
4/12	@ Iowa	W, 10-6	38	10	12	29	5	0	4	9	10	3	0	9	1	1	1	0	0	0	5	.286
4/13	@ Iowa	L, 14-1	31	1	6	12	3	0	1	4	1	1	0	4	0	0	0	0	0	1	4	.279
4/14	@ Iowa	W, 11-8	38	11	11	14	3	0	0	3	10	7	0	7	5	1	2	0	1	0	10	.280
4/15	@ Iowa	PPD/Rain																				
4/16 G1	@ Iowa	Cancelled/Snow																				
4/16 G2	@ Iowa	Cancelled/Snow																				
4/18	GWINNETT	L, 4-1	31	1	7	10	3	0	0	3	1	3	0	10	0	1	1	0	1	1	8	.277
4/19	GWINNETT	L, 6-2	31	2	6	14	2	0	2	4	2	3	0	7	2	0	0	0	0	1	5	.272
4/20	GWINNETT	L, 9-3	27	3	3	4	1	0	0	1	3	11	0	10	2	0	0	0	2	1	10	.264
4/21	GWINNETT	L, 7-3	35	3	9	13	1	0	1	2	3	4	0	8	1	0	0	0	0	1	9	.264
4/22	GWINNETT	L, 5-2	27	2	4	8	1	0	1	2	2	4	0	8	0	1	0	0	0	3	2	.259
4/23	GWINNETT	W, 5-3	31	5	12	15	3	0	0	3	5	4	0	7	6	1	0	0	0	0	6	.265
4/25	@ Nashville	L, 8-3	29	3	5	6	1	0	0	1	3	3	0	12	0	0	1	0	0	2	3	.261
4/26	@ Nashville	L, 5-0	30	0	4	5	1	0	0	1	0	2	0	7	3	0	0	0	0	2	5	.255
4/27	@ Nashville	W, 2-1	33	2	8	13	2	0	1	3	2	2	0	11	2	0	1	0	0	1	7	.255
4/28	@ Nashville	L, 4-3	30	3	5	5	0	0	0	0	2	3	0	9	3	1	0	0	0	1	3	.251
4/29	@ Nashville	L, 6-5 (10)	37	5	8	15	4	0	1	5	4	3	0	6	0	0	0	0	0	2	6	.250
4/30	@ Nashville																					
5/2	LOUISVILLE																					
5/3	LOUISVILLE																					
5/4	LOUISVILLE																					
5/5	LOUISVILLE																					
5/6	LOUISVILLE																					
5/7	LOUISVILLE																					
5/9	@ Scranton/WB																					
5/10	@ Scranton/WB																					
5/11	@ Scranton/WB																					
5/12	@ Scranton/WB																					
5/13	@ Scranton/WB																					
5/14	@ Scranton/WB																					
5/16	TOLEDO																					
5/17	TOLEDO																					
5/18	TOLEDO																					
5/19	TOLEDO																					
5/20	TOLEDO																					
5/21	TOLEDO																					
5/23	@ St. Paul																					
5/24	@ St. Paul																					
5/25	@ St. Paul																					
5/26	@ St. Paul																					
5/27	@ St. Paul																					
5/28	@ St. Paul																					
5/30	MEMPHIS																					
5/31	MEMPHIS																					
6/1	MEMPHIS																					
6/2	MEMPHIS																					
6/3	MEMPHIS																					
6/4	MEMPHIS																					
6/6	@ Indianapolis																					
6/7	@ Indianapolis																					
6/8	@ Indianapolis																					
6/9	@ Indianapolis																					
6/10	@ Indianapolis																					
6/11	@ Indianapolis																					
6/13	COLUMBUS																					
6/14	COLUMBUS																					
6/15	COLUMBUS																					
6/16	COLUMBUS																					
6/17	COLUMBUS																					
6/18	COLUMBUS																					
6/20	@ Rochester																					
6/21	@ Rochester																					
6/22	@ Rochester																					
6/23	@ Rochester																					
6/24	@ Rochester																					
6/25	@ Rochester																					

HITTING

SERIES	OPPONENT	DATES	AVG	G	AB	R	H	TB	2B	3B	HR	RBI	BB	IBB	SO	SB	CS	OBP	SLG	OPS	PA	SAC	SF	HBP	GIDP
SERIES 1	@ Indianapolis	3/31 - 4/2	.331	3	121	28	40	62	5	1	5	28	19	0	27	10	0	.420	.512	.932	143	0	2	1	0
SERIES 2	TOLEDO	4/4 - 4/9	.258	6	198	37	51	100	9	2	12	34	28	0	61	5	2	.355	.505	.860	231	0	2	3	7
SERIES 3	@ Iowa	4/11 - 4/16	.269	4	145	28	39	75	15	0	7	27	12	0	26	6	2	.335	.517	.852	161	0	1	3	1
SERIES 4	GWINNETT	4/18 - 4/23	.225	6	182	16	41	64	11	0	4	16	29	0	50	11	3	.330	.352	.682	215	0	3	1	7
SERIES 5	@ Nashville	4/25 - 4/30																							
SERIES 6	LOUISVILLE	5/2 - 5/7																							
SERIES 7	@ Scranton/WB	5/9 - 5/14																							
SERIES 8	TOLEDO	5/16 - 5/21																							
SERIES 9	@ St. Paul	5/23 - 5/28																							
SERIES 10	MEMPHIS	5/30 - 6/4																							
SERIES 11	@ Indianapolis	6/6 - 6/11																							
SERIES 12	COLUMBUS	6/13 - 6/18																							
SERIES 13	@ Rochester	6/20 - 6/25																							
SERIES 14	IOWA	6/28 - 7/3																							
SERIES 15	@ Gwinnett	7/4 - 7/9																							
SERIES 16	INDIANAPOLIS	7/14 - 7/16																							
SERIES 17	ST. PAUL	7/18 - 7/23																							
SERIES 18	@ Columbus	7/25 - 7/30																							
SERIES 19	@ Louisville	8/1 - 8/6																							
SERIES 20	IOWA	8/8 - 8/13																							
SERIES 21	@ Toledo	8/15 - 8/20																							
SERIES 22	ST. PAUL	8/22 - 8/27																							
SERIES 23	LOUISVILLE	8/29 - 9/3																							
SERIES 24	@ Iowa	9/5 - 9/10																							
Series 25	INDIANAPOLIS	9/12 - 9/17																							
Series 26	@ Columbus	9/19 - 9/24																							

PITCHING

SERIES	OPPONENT	DATES	W	L	ERA	G	GS	CG	SHO	GF	HLD	SV	SVO	IP	H	R	ER	HR	HB	BB	IBB	SO	AVG	WP	BK	GIDP
SERIES 1	@ Indianapolis	3/31 - 4/2	3	0	3.33	3	3	0	0	3	0	1	1	27.0	27	10	10	2	3	9	0	25	.273	0	1	9
SERIES 2	TOLEDO	4/4 - 4/9	2	4	6.67	6	6	0	0	6	0	0	1	54.0	69	44	40	11	4	30	0	56	.303	2	1	6
SERIES 3	@ Iowa	4/11 - 4/16	2	2	9.00	4	4	0	0	4	2	1	1	34.0	41	37	34	8	6	17	1	42	.289	1	0	1
SERIES 4	GWINNETT	4/18 - 4/23	1	5	4.50	6	6	0	0	6	3	1	1	54.0	55	34	27	5	2	24	0	39	.268	10	1	6
SERIES 5	@ Nashville	4/25 - 4/30																								
SERIES 6	LOUISVILLE	5/2 - 5/7																								
SERIES 7	@ Scranton/WB	5/9 - 5/14																								
SERIES 8	TOLEDO	5/16 - 5/21																								
SERIES 9	@ St. Paul	5/23 - 5/28																								
SERIES 10	MEMPHIS	5/30 - 6/4																								
SERIES 11	@ Indianapolis	6/6 - 6/11																								
SERIES 12	COLUMBUS	6/13 - 6/18																								
SERIES 13	@ Rochester	6/20 - 6/25																								
SERIES 14	IOWA	6/28 - 7/3																								
SERIES 15	@ Gwinnett	7/4 - 7/9																								
SERIES 16	INDIANAPOLIS	7/14 - 7/16																								
SERIES 17	ST. PAUL	7/18 - 7/23																								
SERIES 18	@ Columbus	7/25 - 7/30																								
SERIES 19	@ Louisville	8/1 - 8/6																								
SERIES 20	IOWA	8/8 - 8/13																								
SERIES 21	@ Toledo	8/15 - 8/20																								
SERIES 22	ST. PAUL	8/22 - 8/27																								
SERIES 23	LOUISVILLE	8/29 - 9/3																								
SERIES 24	@ Iowa	9/5 - 9/10																								
Series 25	INDIANAPOLIS	9/12 - 9/17																								
Series 26	@ Columbus	9/19 - 9/24																								

 SERIES WINS: 1 (On Road)

 SERIES LOSSES: 2 (Both at Home)

 SERIES SPLITS: 1 (On Road)

THE LAST TIME THE STORM CHASERS

THREW A PERFECT GAME	
THREW A 9-INNING NO-HITTER	6/20/1988 vs. Columbus (Luis Aquino, 2-0 win)
THREW A 7-INNING NO-HITTER	7/13/1990 @ Iowa [G1] (Gene Walter, 3-0 win)
THREW A COMBINED NO-HITTER	4/17/1997 vs. Oklahoma City (Jim Converse and Allen McDill, 2-0 win)

THREW A COMBINED 1-HITTER (9 INNINGS)	8/26/2019 vs. Nashville (5-0 Win)
	Pitchers: Arnaldo Hernandez (8.0 IP), Gabe Speier (1.0 IP)

THREW A COMBINED 1-HITTER (7 INNINGS)	6/12/2022 vs. Lehigh Valley (10-0 Win)
	Pitchers: Zack Greinke (5.0 IP), Andrés Núñez (1.0 IP), Marcelo Martínez (2.0 IP) & Brad Peacock (1.0 IP)

THREW A COMBINED 2-HITTER (7 INNINGS)	June 7, 2017 vs. Nashville (4-0 Loss)
	Pitchers: Chris Smith, Sean Doolittle, Tucker Healy and Simon Castro,

GOT NO-HIT (LESS THAN 9 INNINGS)	6/29/2008 vs. Oklahoma [G1] (Dustin Nippert, 2-0 loss)
GOT 1-HIT	8/15/2021 vs. Iowa (10-0 Loss)
GOT 2-HIT	8/17/2022 @ Louisville (4-3 Loss)

THREW A COMBINED 9-INNING SHUTOUT	8/12/2022 @ Toledo (5-0 Win)
	Pitchers: Drew Parrish (6.0 IP), Collin Snider (2.0 IP), Sam Freeman (1.0 IP)

THREW SHUTOUTS IN 3 STRAIGHT GAMES	8/7/2018 vs. Salt Lake and 8/9 and 8/10/2018 @ Round Rock (5-0, 9-0, 2-0)
THREW BACK-TO-BACK SHUTOUTS	8/9 and 8/10/2018 @ Round Rock (9-0 Win & 2-0 Win)

GOT SHUT OUT (9 INNINGS)	4/26/2023 @ Nashville (5-0 Loss)
GOT SHUT OUT IN BACK-TO-BACK GAMES	7/23 and 7/24/2022 vs. Iowa (10-0 Loss, 7-0 Loss)

GOT SHUT OUT IN 3 STRAIGHT GAMES	
GOT SHUT OUT (LESS THAN 9 INNINGS)	5/28, 2022 @ Louisville [G2] (3-0 Loss)

WON 10 GAMES IN A ROW	June 5 to June 16, 2012
WON 9 GAMES IN A ROW	May 22 to June 1, 2021
WON 8 GAMES IN A ROW	May 23 to May 30, 2010
WON 7 GAMES IN A ROW	July 21 to July 26, 2015
WON 6 GAMES IN A ROW	August 25 to August 31, 2021

LOST 10 GAMES IN A ROW	August 6 to August 16, 2006
LOST 8 GAMES IN A ROW	June 6 to June 14, 2016
LOST 7 GAMES IN A ROW	April 20 to April 28, 2019
LOST 6 GAMES IN A ROW	May 4 to May 9, 2018

STRUCK OUT 19+ OPPOSING HITTERS	5/6/2021 vs. St. Paul (19)
STRUCK OUT 17+ OPPOSING HITTERS	5/6/2021 vs. St. Paul (19)
STRUCK OUT 15+ OPPOSING HITTERS	9/22/2022 vs. Iowa (15)
STRUCK OUT 10+ OPPOSING HITTERS	4/27/2023 @ Nashville (10)

SCORED 20+ RUNS IN ONE GAME	7/4/2022 vs. Toledo (20)
SCORED 15+ RUNS IN ONE GAME	7/4/2022 vs. Toledo (20)
SCORED 10+ RUNS IN ONE GAME	4/14/2023 @ Iowa (11)
ALLOWED 20+ RUNS IN ONE GAME	9/11/2021 @ St. Paul (21)
ALLOWED 15+ RUNS IN ONE GAME	9/11/2022 vs. Indianapolis (19)
ALLOWED 10+ RUNS IN ONE GAME	4/13/2023 @ Iowa (14)

HAD 27+ HITS IN ONE GAME	7/4/2022 vs. Toledo (27)
HAD 25+ HITS IN ONE GAME	7/4/2022 vs. Toledo (27)
HAD 20+ HITS IN ONE GAME	7/4/2022 vs. Toledo (27)
HAD 15+ HITS IN ONE GAME	4/1/2023 vs. Indianapolis (16)
HAD 10+ HITS IN ONE GAME	4/23/2023 vs. Gwinnett (12)
ALLOWED 22+ HITS IN ONE GAME	8/2/2019 @ Reno (23)
ALLOWED 20+ HITS IN ONE GAME	8/2/2019 @ Reno (23)
ALLOWED 15+ HITS IN ONE GAME	4/13/2023 @ Iowa (15)
ALLOWED 10+ HITS IN ONE GAME	4/29/2023 @ Nashville (13)

WALKED 14+ TIMES IN ONE GAME	4/14/2022 vs. Louisville (14)
WALKED 10+ TIMES IN ONE GAME	4/20/2023 vs. Gwinnett (11)
WALKED 8+ TIMES IN ONE GAME	4/20/2023 vs. Gwinnett (11)
ALLOWED 13+ WALKS IN ONE GAME	5/8/2007 vs. Sacramento (13)
ALLOWED 10+ WALKS IN ONE GAME	9/21/2022 vs. Iowa (11)
ALLOWED 8+ WALKS IN ONE GAME	4/6/2023 vs. Toledo (8)

HIT 9+ HOME RUNS IN A GAME	7/3/2022 vs. Toledo (9)
HIT 7+ HOME RUNS IN A GAME	7/3/2022 vs. Toledo (9)
HIT 5+ HOME RUNS IN A GAME	7/3/2022 vs. Toledo (9)
HIT 3+ HOME RUNS IN A GAME	4/12/2023 @ Iowa (4)
ALLOWED 7+ HOME RUNS IN A GAME	9/5/2021 vs. Toledo (7)
ALLOWED 5+ HOME RUNS IN A GAME	4/27/2022 vs. Toledo (5)
ALLOWED 3+ HOME RUNS IN A GAME	4/9/2023 vs. Toledo (3)

HAD 2 PLAYERS HIT 2 HOME RUNS IN A GAME	Nate Eaton & Roman Quinn, 7/4/2022 vs. Toledo (20-6 win)
HIT BACK-TO-BACK HOME RUNS	4/5/2023 vs. Toledo, 6th Inning (7-6 loss)

HIT 3 STRAIGHT HOME RUNS	5/21/2021 @ Iowa, 9th Inning (9-8 loss)
	Anderson Miller (2-run), Sebastian Rivero (solo), Gabriel Cancel (solo)

SCORED 10+ RUNS IN AN INNING	12 Runs, 2nd Inning - 4/8/2019 @ Memphis (14-3 win)
SCORED 7+ RUNS IN AN INNING	7 Runs, 8th Inning - 4/2/2023 @ Indianapolis (8-3 win)
SCORED 5+ RUNS IN AN INNING	6 Runs, 3rd Inning - 4/8/2023 vs. Toledo (13-9 win)

SCORED 5+ RUNS IN AN EXTRA INNING	
ALLOWED 10+ RUNS IN AN INNING	10 Runs, 6th Inning - 7/16/2012 vs. Oklahoma City (16-9 loss)
ALLOWED 7+ RUNS IN AN INNING	8 Runs, 4th Inning - 9/11/2022 vs. Indianapolis (16-3 loss)
ALLOWED 5+ RUNS IN AN INNING	6 Runs, 2nd Inning - 4/13/2023 @ Iowa (14-1 Loss)
ALLOWED 3+ RUNS IN AN EXTRA INNING	

WON A GAME BY 15+ RUNS	14 Runs - 7/4/2023 vs. Toledo (20-6 win)
WON A GAME BY 10+ RUNS	11 Runs - 4/1/2023 vs. Indianapolis (12-1 win)
LOST A GAME BY 15+ RUNS	16 Runs - 9/11/2022 vs. Indianapolis, (19-3 loss)
LOST A GAME BY 10+ RUNS	13 Runs - 4/13/2023 @ Iowa (14-1 Loss)

SCORED 12+ RUNS IN CONSECUTIVE GAMES	9/25/2021 and 9/26/2021 vs. Indianapolis (12-3 Win & 17-12 loss)
SCORED 10+ RUNS IN CONSECUTIVE GAMES	6/26/2022 vs. Columbus & 6/28/2022 @ St. Paul (17-4 Win, 11-2 win)
SCORED JUST ONE RUN WITHOUT AN RBI	5/4/2019 vs. Iowa (6-1 loss)
SCORED MULTIPLE RUNS WITHOUT AN RBI	4/30/2018 @ Iowa (10-3 loss)
SCORED MORE RUNS THAT RECORDED HITS	4/8/2023 vs. Toledo (13-8 win, 13 R on 12 H)

TURNED 6 DOUBLE PLAYS IN ONE GAME	8/25/08 vs. New Orleans
TURNED 5 DOUBLE PLAYS IN ONE GAME	4/1/2023 @ Indianapolis
TURNED 4 DOUBLE PLAYS IN ONE GAME	8/24/2022 vs. Scranton/Wilkes-Barre
TURNED 3+ DOUBLE PLAYS IN ONE GAME	4/28/2023 @ Nashville (3)
TURNED A TRIPLE PLAY	6/3/1992 @ Denver, 1st Inning (3-2 win)

HIT INTO A TRIPLE PLAY	5-4-3 (Fielders: Sean Berry to Stu Cole to Jeff Conine Batter: Jim Tatum)
	4/17/2015 vs. New Orleans, Cheslor Cuthbert, 1st Inning (5-3 loss)

COMMITTED 6 ERRORS	5/10/2012 @ Sacramento
COMMITTED 5 ERRORS	4/16/2006 @ Memphis
COMMITTED 4 ERRORS	6/29/2022 @ St. Paul
COMMITTED 3+ ERRORS	4/23/2023 vs. Gwinnett (3)

EVERY STORM CHASER IN THE STARTING LINEUP HAD A HIT	4/23/2023 vs. Gwinnett
EVERY STORM CHASER IN THE STARTING LINEUP SCORED A RUN	4/1/2023 vs. Indianapolis
EVERY STORM CHASER IN THE STARTING LINEUP HAD A HIT AND SCORED A RUN	
LINEUP BATTED AROUND TWICE IN ONE GAME	

WON ON THE LAST AT-BAT OF THE GAME (WALK-OFF WIN)	9/22/2022 vs. Iowa (5-4 Win, 13 innings)
LOST ON THE LAST AT-BAT OF THE GAME (WALK-OFF LOSS)	4/29/2023 @ Nashville (6-5 Loss, 10 innings)
PLAYED BACK-TO-BACK EXTRA-INNING GAMES	

WON BOTH GAMES OF A DOUBLEHEADER	8/22/2022 vs. Scranton/Wilkes-Barre (9-4 Win & 12-10 Win)
PITCHED SHUTOUTS IN BOTH GAMES OF A DOUBLEHEADER	
LOST BOTH GAMES OF A DOUBLEHEADER	

THE LAST TIME AN OMAHA HITTER...

HAD 6 HITS IN ONE GAME	Matt Diaz, 7/27/2005 @ Portland
HAD 5 HITS IN ONE GAME	Dairon Blanco, 9/15/2022 @ Columbus
HAD 4 HITS IN ONE GAME	Freddy Fermin, 4/11/2023 @ Iowa
HAD 3 HITS IN ONE GAME	Nick Loftin, 4/14/2023 @ Iowa

HIT 3 HOME RUNS IN ONE GAME	Ryan McBurney, 6/13/2021 @ St. Paul
HIT 2 HOME RUNS IN ONE GAME	Freddy Fermin, 4/8/2023 vs. Toledo
HIT 2 TRIPLES IN ONE GAME	Angel Franco, 5/6/2016 @ Iowa
HIT 4 DOUBLES IN ONE GAME	Jordan Parraz, 5/18/2010 @ Las Vegas
HIT 3 DOUBLES IN ONE GAME	Dairon Blanco, 9/15/2022 @ Columbus
HIT 2 DOUBLES IN ONE GAME	Logan Porter, 4/18/2023 vs. Gwinnett
HIT 2 SACRIFICE FLIES IN ONE GAME	Nick Pratto, 4/20/2023 vs. Gwinnett

HIT A GRAND SLAM	Brent Rooker, 9/26/2022 @ St. Paul
HIT AN INSIDE-THE PARK HOME RUN	Bobby Witt Jr., 9/8/2021 @ St. Paul
LED OFF A HOME GAME WITH A HOME RUN	Drew Waters, 8/23/2022 vs. St. Paul
HIT A PINCH-HIT HOME RUN	Elier Hernández, 5/22/2019 vs. Iowa
HIT A WALK-OFF HOME RUN	Nate Eaton, 5/31/2022 vs. Indianapolis
HIT A WALK-OFF GRAND SLAM	Jimmy Goveas, 5/7/2022 VS. Columbus
HIT A WALK-OFF PINCH-HIT HOME RUN	Chad Santos, 8/23/2005 vs. New Orleans
HIT FOR THE CYCLE	Jimmy Paredes, 5/12/2014 vs. New Orleans

HAD 11 RBI IN ONE GAME	Mike Moustakas, 8/30/2010 vs. Round Rock
HAD 9 RBI IN ONE GAME	Brett Eibner, 4/9/2014 vs. Memphis
HAD 8 RBI IN ONE GAME	Jimmy Paredes, 5/12/2014 vs. New Orleans
HAD 7 RBI IN ONE GAME	Brett Hayes, 5/7/2023 vs. Nashville
HAD 6 RBI IN ONE GAME	Freddy Fermin, 4/8/2023 vs. Toledo
HAD 5 RBI IN ONE GAME	Jackson Reetz, 4/1/2023 @ Indianapolis
HAD 4 RBI IN ONE GAME	Brent Rooker, 9/26/2022 @ St. Paul

SCORED 5 RUNS IN ONE GAME	Brett Eibner, 5/12/2014 vs. New Orleans
SCORED 4 RUNS IN ONE GAME	Maikel Garcia, 9/15/2022 @ Columbus
SCORED 3 RUNS IN ONE GAME	Tyler Gentry, 4/12/2023 @ Iowa

WALKED 4 TIMES IN ONE GAME	MJ Melendez, 8/22/202 vs. Columbus
WALKED 3 TIMES IN ONE GAME	Tyler Gentry, 4/20/2023 vs. Gwinnett

STOLE 4 BASES IN ONE GAME	Jarrod Dyson, 6/10/2013 @ Nashville
STOLE 3 BASES IN ONE GAME	Samad Taylor, 4/26/2023 @ Nashville
STOLE 2 BASES IN ONE GAME	Nate Eaton, 4/28/2023 @ Nashville

STRUCK OUT 5 TIMES IN ONE GAME	Drew Waters, 8/10/2022 @ Toledo
STRUCK OUT 4 TIMES IN ONE GAME	Brewer Hicklen, 9/16/2022 @ Columbus
STRUCK OUT 3 TIMES IN ONE GAME	Logan Porter, 4/28/2023 @ Nashville

REACHED BASE 6 TIMES IN ONE GAME	Nicky Lopez, 7/27/2018 @ Fresno
REACHED BASE 5 TIMES IN ONE GAME	Dairon Blanco, 9/15/2022 @ Columbus
REACHED BASE 4 TIMES IN ONE GAME	Dairon Blanco, 4/14/2023 @ Iowa

REACHED BASE IN EVERY TRIP TO THE PLATE (6 PA)	Brett Eibner, 4/9/2014 vs. Memphis
REACHED BASE IN EVERY TRIP TO THE PLATE (5 PA)	Drew Waters, 7/27/2022 @ Syracuse
REACHED BASE IN EVERY TRIP TO THE PLATE (4 PA)	Freddy Fermin, 4/11/2023 @ Iowa

HAD 2 HOME RUNS IN THE SAME INNING	Brett Eibner: 5th Inning, 5/12/2015 vs. Memphis
HAD 2 DOUBLES IN THE SAME INNING	Clay Dungan: 6th Inning, 6/26/2022 vs. Columbus
HAD 2 HITS IN THE SAME INNING	Samad Taylor and Maikel Garcia: 8th Inning, 4/2/2023 @ Indianapolis
REACHED 2 TIMES IN THE SAME INNING	Samad Taylor and Maikel Garcia: 8th Inning, 4/2/2023 @ Indianapolis
SCORED 2 RUNS IN THE SAME INNING	Brewer Hicklen: 6th Inning, 8/26/2022 vs. Scranton/WB

HIT HOME RUNS IN 6 STRAIGHT GAMES	Steve Sisco, June 13 to June 21, 1998
HIT HOME RUNS IN 5 STRAIGHT GAMES	Cory Aldridge, July 27 to August 8, 2009
HIT HOME RUNS IN 4 STRAIGHT GAMES	Nick Pratto, August 19 to August 22, 2021
HIT HOME RUNS IN 3 STRAIGHT GAMES	Brent Rooker, September 23 to September 26, 2022
HIT HOME RUNS IN BACK-TO-BACK GAMES	Nick Loftin, April 12 and 13 @ Iowa, 2023
HIT HOME RUNS IN BOTH GAMES OF A DOUBLEHEADER	Nick Pratto: 7/7/2022 @ Indianapolis
HIT HOME RUNS FROM BOTH SIDES OF THE PLATE, GAME	Tim Lincecum Jr., 8/20/2009 @ Tacoma
HIT HOME RUN IN FIRST OMAHA AT-BAT	Jackson Reetz, 8/28/2022 vs. Scranton/WB [G1]

HAD 2+ HITS IN 7 STRAIGHT GAMES	Johnny Givofella, August 3 to August 14, 2014
HAD 2+ HITS IN 6 STRAIGHT GAMES	Dairon Blanco, September 10 to September 17, 2022
HAD 2+ HITS IN 5 STRAIGHT GAMES	MJ Melendez, September 25 to October 2, 2021

HAD 20+ GAME HITTING STREAK	Frank Schwindel, 20 Games: July 22 to August 13, 2018
HAD A 18+ GAME HITTING STREAK	Frank Schwindel, 20 Games: July 22 to August 13, 2018
HAD A 16+ GAME HITTING STREAK	Frank Schwindel, 20 Games: July 22 to August 13, 2018
HAD A 14+ GAME HITTING STREAK	Dairon Blanco, 15 Games: May 15 to July 10, 2022
HAD A 12+ GAME HITTING STREAK	Dairon Blanco, 15 Games: May 15 to July 10, 2022

HAD A 40+ GAME REACHED BASE STREAK	Shane Costa, 46 Games: April 14 to August 8, 2007
HAD A 35+ GAME REACHED BASE STREAK	Alex Gordon, 39 Games: May 9 to June 19, 2010
HAD A 30+ GAME REACHED BASE STREAK	Freddy Fermin, 33 Games: August 3 to September 15, 2022
HAD A 25+ GAME REACHED BASE STREAK	Freddy Fermin, 33 Games: August 3 to September 15, 2022
HAD A 20+ GAME REACHED BASE STREAK	Freddy Fermin, 33 Games: August 3 to September 15, 2022

THE LAST TIME AN OMAHA PITCHER...

THREW A 1-HITTER (9 INNINGS)	Luis Mendoza, 7/18/2011 @ Memphis
THREW A 1-HITTER (7 INNINGS)	
THREW A 2-HITTER (9 INNINGS)	Jeff Suppan, 6/21/2011 @ Nashville
THREW A 2-HITTER (7 INNINGS)	Arnaldo Hernandez, 7/21/2018 vs. Round Rock [G1]

THREW A 9-INNING COMPLETE GAME SHUTOUT	Luis Mendoza, 7/18/2011 @ Memphis
THREW A 7-INNING COMPLETE GAME SHUTOUT	Jake Kalish, 7/2/2018 vs. Nashville [G1]
THREW A 5-INNING COMPLETE GAME SHUTOUT	Anthony Lerew, 8/31/2010 vs. Round Rock

THREW A 9-INNING COMPLETE GAME	Arnaldo Hernandez, 8/15/2018 vs. Oklahoma City
THREW AN 8-INNING COMPLETE GAME	John Lannan, 6/16/2016 @ Oklahoma City
THREW A 7-INNING COMPLETE GAME	Austin Cox, 8/28/2022 vs. Scranton/WB [G1]
THREW A 6-INNING COMPLETE GAME	Matt Wright, 8/8/2008 @ Nashville [G2]
THREW A 5-INNING COMPLETE GAME	Trevor Oaks, 8/6/2018 vs. Salt Lake

STRUCK OUT 12 IN A GAME	Jakob Junis, 5/26/2017 @ Nashville
STRUCK OUT 11 IN A GAME	John Lamb, 7/9/2014 vs. Iowa
STRUCK OUT 10 IN A GAME	Jackson Kowar, 7/3/2021 @ St. Paul

WALKED 7 IN A GAME	Josh Staumont, 5/24/2017 @ Nashville
WALKED 6 IN A GAME	Drew Parrish, 6/22/2022 vs. Columbus
WALKED 5 IN A GAME	Drew Parrish, 9/16/2022 @ Columbus

ALLOWED 6 HOME RUNS IN A GAME	Matt Wright, 8/18/2007 vs. Albuquerque
ALLOWED 5 HOME RUNS IN A GAME	Christian Binford, 7/2/2017 vs. Colorado Springs
ALLOWED 4 HOME RUNS IN A GAME	Jake Kalish, 9/24/2021 vs. Indianapolis
ALLOWED 3 HOME RUNS IN A GAME	Daniel Mengden, 9/20/2022 vs. Iowa
ALLOWED 2 HOME RUNS IN A GAME	Jonathan Heasley, 4/13/2023 @ Iowa

THREW 120+ PITCHES IN A GAME	Brett Tomko, 5/8/2014 @ Round Rock (127)
THREW 115+ PITCHES IN A GAME	Luke Farrell, 6/8/2017 vs. Nashville (116)
THREW 110+ PITCHES IN A GAME	Christian Binford, 9/3/2017 vs. Iowa (110)
THREW 100+ PITCHES IN A GAME	Jonathan Heasley, 4/25/2023 @ Nashville (104)
THREW 95+ PITCHES IN A GAME	Austin Cox, 4/27/2023 @ Nashville (99)
THREW 90+ PITCHES IN A GAME	Drew Parrish, 4/28/2023 @ Nashville (90)

WON HIS OMAHA DEBUT	Alec Marsh, 9/23/2022 vs. Iowa
THREW AN IMMACULATE INNING	Anthony Swarzak, 6/3/2021 vs. Iowa

ABS CHALLENGE TRACKER

GM # - DATE	OPPONENT	PLAYER CHALLENGING	POSITION	INNING	CALL (COUNT)	OVERTURNED?	PLAY RESULT (COUNT)	UMPIRE
23 - April 28	@ Nashville	Logan Porter	Catcher	▲ 6	Ball (0-0)	No	Lineout, L9 (1-1)	Paul Clemons
23 - April 28	@ Nashville	Maikel Garcia	Batter	▼ 8	Strike (1-0)	No	Groundout, 5-4 (1-1)	Paul Clemons