

# Columbus Clippers

## Game Information

Game #12

Road Game #6

Media Relations Department - 330 Huntington Park Ln., Columbus, OH 43215 - (614)-462-5250 - aslosser@clippersbaseball.com



(6-5)

Tuesday, May 18 (6:35) - Fifth Third Field

Columbus Clippers

(Cleveland Indians)

VS.

Toledo Mud Hens

(Detroit Tigers)

LHP Anthony Gose (1-0, 4.15)

RHP Drew Hutchison (0-1, 6.23)



(3-8)

### LAST GAME

May 16	R	H	E	LOB
Omaha	8	12	0	8
Columbus	3	5	1	5

W: Colin Snider (1-1)

L: Kyle Dowdy (1-1)

S:

HR: Lavarney (4), Bradley (4); Olivares (3), Starling (1, 2)

### Highlights

Ryan Lavarney got Columbus on the board with a 2-run shot in the 2nd inning and **Bobby "Bombs Away" Bradley** added a solo homer in the 3rd inning.

### Upcoming Probables

Wednesday, May 19 at Toledo (6:35): LHP Logan Allen (0-1, 17.47) vs. RHP Wily Peralta (0-0, 11.25)

Thursday, May 20 at Toledo (6:35): LHP Scott Moss (0-0, 3.00) vs. RHP Rony Garcia (0-1, 6.00)

Friday, May 21 at Toledo (7:05): RHP Eli Morgan (0-1, 7.04) vs. RHP Logan Shore (0-1, 6.43)

Saturday, May 22 at Toledo (7:05): LHP Kirk McCarty (2-0, 2.70) vs. RHP Matt Manning (0-0, 8.53)

### Tonight's Game

The Clippers will send LHP **Anthony Gose** to the mound tonight, making a spot start for recently recalled RHP **Jean Carlos Mejia**. Toledo will counter with RHP **Drew Hutchison**. The Clippers are 5-5 (.500) against right handers this year. Hutchison has made nine starts against Columbus in his career, going 3-4 with a 4.47ERA (54.1IP, 46H, 27R, 27ER, 24BB, 50K).

### vs. the Mud Hens

Columbus went 14-9 against the Mud Hens in 2019, snapping a two year losing streak (7-13 in 2018, 10-13 in 2017), while posting a margin of 4.6 in wins (seven by 4+) and losing by an average of 5.6 (six by 4+). Of the last five played between the two, four have been decided by at least seven runs. **Bobby Bradley** has 6HR and 20RBI in 24 games against Toledo in his career (1HR at Fifth Third Field).

### Road to the Cup

The Clippers were far and away the best road team in the IL in 2019, posting a record of 49-24 (.671), including the playoffs (18-4-3 in road series, 9-0 in sweeps). They won eight straight road contests over the end of the season and the playoffs, clinching the Governors' Cup in Durham (ran win streak to 10 through 5/5 in Louisville). Columbus was 9-3 in Toledo in 2019 (outscored Mud Hens 83-50).

### Miller Time

Before Friday night, Clipper #3 hitters were at .147/.216/.206 (13th, last and last in the IL) with 0HR and 2RBI (tied for last in each), including an 0x4 from **Owen Miller** on 5/6 at Louisville. Miller has hit in each of three games since getting another shot batting 3rd (.500, 6x12), including his first homer of the season (5/14 vs. Omaha). In 11 games this year, Miller has seven multi-hit efforts.

### Struggles Continue

In 51 games since getting optioned on 7/16/19, **Bobby Bradley** has hit .204/.312/.446 with just 13HR and 30RBI while posting a strikeout in 35% of his PA (77 of 218). Only 11RBI since the option are on non-HR and he has accumulated 86LOB in 51 games. In 43 games immediately prior to getting recalled (5/3-6/21/19), Bradley hit .310/.373/.732 with 21HR and 44RBI (32% strikeout rate, 59K in 185PA).

### Bump it Up

**Gabriel Arias** doubled his season hit total with Thursday's 3x4 performance and has gone 7x15 in this last 4G, raising his average 135 points from .143 to .278 (going into Thursday, Arias was one of five regulars hitting .150 or below, joining **Bradley Zimmer**, **Bobby Bradley**, **Oscar Mercado** and **Nolan Jones**). Arias has reached base in every game this season, posting a .422OBP.

### In the Middle

Through 11 games, the Clippers rank 8th among the 14 recognized IL teams in average, 39 points from the top (Durham) and 45 points from the bottom (Indianapolis). Columbus has just two players (**Owen Miller**, 3rd and **Ernie Clement**, 16th) ranking among the top 39 hitters and four among the bottom 12 (**Nolan Jones**, 99th, **Oscar Mercado**, 96th, **Bobby Bradley**, 90th and **Bradley Zimmer**, 88th).

### Swinging Hard

Heading into today, the Clippers have two players among the top four in the IL in strikeouts, as **Bradley Zimmer** sits in a tie for 3rd with **Nolan Jones** (20K). Zimmer has seen 46% of his trips to the plate end with a walk back to the dugout, while Jones is at 47%. Neither player has homered yet, but each has a double (Jones ranks 99th out of 99 with a .111SLG; Zimmer is 98th, .200).

### The Lavarney-way

Among IL hitters with at least 10AB with RISP, **Ryan Lavarney** is tied for 6th with a .417 (5x12) average, while tying for the lead with 3HR and tying for 4th with 10RBI. On the season, 10 of his 11RBI have come on homers, as he has one of each kind. His las two moon shots (grand slam on 5/14 vs. Omaha and 2-run HR on 5/16 vs. Omaha) have put the Clippers ahead.

### Bullpen Getting Roughed Up

The Clipper bullpen had not allowed a run in the final third of a ballgame through the first six, but has given up 15 runs in the 7th or later in the last five games. Despite the last five games (23.2IP, 17ER), the bullpen still ranks 5th in the IL with a 3.23ERA (28.1IP, 2ER, through first six games). Relievers started the year with 0HR to 132TBF, but have allowed 5HR to the last 92TBF.

### ORGANIZATION REPORT

Cleveland (21-18), 2nd place	Akron (7-4), T4th place
May 17	5/17 OFF DAY
Cleveland	5/18 vs. Reading, 6:35
Los Angeles (AL)	Lake County (8-4), T1st place
W- Watson (2-1), L- Hentges (1-1), S- Iglesias (7)	5/17 OFF DAY
HR- Hernandez (4), Reyes (10), Ramirez (2);	5/18 at Great Lakes, 6:05
Ohtani (13)	Lynchburg (9-3), T1st place
Sandlin: 2.0IP, 0H, 0R, 0ER, 0BB, 4K	5/17 OFF DAY
5/18 at LAA, 9:38 (Plesac vs. Heaney)	5/18 vs. Myrtle Beach, 6:30

### vs. TOLEDO

All-Time		
Home	Road	Overall
213-189	212-198	425-387
2021		
Home	Road	Overall
0-0	0-0	0-0
2019		
Home	Road	Overall
5-6	9-3	14-9

### League Notes

South	W	L	Pct	GB
GWN	9	3	.750	-
JAX	8	4	.667	1.0
DUR	7	5	.583	2.0
NAS	6	5	.545	2.5
CHA	6	6	.500	3.0
MEM	4	8	.333	5.0
NOR	3	9	.250	6.0
West	W	L	Pct	GB
OMA	8	4	.667	-
IND	7	4	.636	0.5
COL	6	5	.545	1.5
IOW	6	5	.545	1.5
STP	5	7	.417	3.0
LOU	3	8	.273	4.5
TOL	3	8	.273	4.5



Governors' Cup Champions: 1979, 1980, 1981, 1987, 1991, 1992, 1996, 2010, 2011, 2015, 2019  
IL West Division Champions: 1979, 1980, 1981, 1983, 1984, 1990, 1991, 1992, 1996, 1997, 1999, 2004, 2011, 2014, 2015, 2016, 2019





# Columbus Clippers Game Information

Tuesday, May 18

## This Date in Clipper History

5/18/1990

Columbus won for the 7th straight game as **Dave Eiland** tossed a complete game shutout, allowing just 4 hits. Eiland, the Clippers all-time leader in wins (61), starts (127), IP (766.1) and strikeouts (437), would go on to win a franchise record 16 games in 1990 (tied with **Bob Kammeyer**). In addition to being named an IL All-Star, he also won the 4th of Columbus' six IL Most Valuable Pitcher Awards.

## Huntington (Small) Park

In each of the first 11 years since the move downtown, Huntington Park has ranked among the top two in the IL in homers per game, totaling 2.25 per contest (1,763HR, 783 games). Last year, HP averaged over three per game for the first time ever (seventh time averaging over a pair), as the Clippers surrendered a record 127HR and just missed out on triple digits themselves (97HR was second highest team total). Including the postseason, the Clippers have been out-homered over the life of the park (931 to 902).

year	gms	COL	opp	total	avg	rank	year	gms	COL	opp	total	avg	rank	year	gms	COL	opp	total	avg	rank
2009	71	57	73	130	1.83	2nd	2013	72	63	72	135	1.88	2nd	2017	71	95	88	183	2.58	1st
2010	72	90	83	173	2.40	2nd	2014	72	64	85	149	2.07	2nd	2018	69	68	76	144	2.09	2nd
2011	72	<b>100</b>	77	177	2.46	1st	2015	72	62	64	126	1.75	2nd	2019	69	97	<b>127</b>	<b>224</b>	<b>3.25</b>	2nd
2012	71	91	88	179	2.52	1st	2016	72	74	69	143	1.99	1st	2021	6	8	8	16	2.67	7th

## Record Destruction

The Clippers broke the established mark for homers in a season (182 in 1983) on 8/7/19 and finished with a total of 213 (most in the IL). From 5/14-6/2, they homered in 20 straight games (44HR total) and they had seven straight multi-HR games from 6/14-6/21 (22HR). On the mound, they broke the record for homers allowed (156 in 1998) on 7/31/19, giving up 198 for the year (2nd most in the IL).

## Ain't Over 'Til It's Over

Since the start of the 2014 season, no team has had more come from behind victories than the 210 posted by Columbus (35 last season) and no team has produced a better winning percentage when trailing than the .353 of the Clippers (Scranton/WB ranks 2nd in win percentage at .338 and wins, 192).

## Walk-Off Magic

Columbus was 5-2 in walk-off games last season, winning four thanks to the courtesy runner in extra innings (Columbus pitching did not allow a run through first 9.0IP in extras last year). On 6/29/19 at Louisville, they suffered their first walk-off loss of the year, snapping an 81 game streak without (previous loss was 5/31/18 at Buffalo). Additionally, the Clippers ranked 1st in the IL with a 16-8 (.667) record in games decided in the last at bat.

## Trending Downward

While ranking in the top three of the IL with a 4.71ERA (3rd), the 2019 Clippers registered their worst mark since the 1998 season (4.85ERA). In 2018, they ranked dead last in the IL with a 4.34ERA, marking the third straight (now fourth) season that the team ERA had gotten worse. From 2011-16, the Clipper staff turned in a sub-4.00ERA five times in six seasons (zero such seasons from 1993-2010), including the best two ERAs of the past 30 years (3.33 in 2015 and 3.65 in 2016).

## Doing Damage

In 2019, the Clippers ranked tied for 5th in the IL with 112RBI with the bases loaded, while carrying a .252 average (10th, 36x143, 4HR). In both 2017 and 2018, the Clippers led the IL in RBI with the bases loaded (243RBI total) and paced the circuit in grand slams (16 total, no other team had more than eight).

## Free Swingers

After two straight seasons leading the IL in strikeouts, the Clipper lineup was atop the IL again in 2019 (1,392K, 60 more than 2nd place). They obliterated the franchise record (1,297, set in 2017; 2018's total of 1,290 was 2nd worst in franchise history), passing it on 8/22/19 (reduced strikeout rate to 8.3 per game after setting record, 10.1 prior). On the season a Clipper was punched out at least four times in a game on 15 occasions (**Eric Haase** led the team with three golden sombreros).

## That's More Like It

In 2019, the Clippers were 50-30 (.625) when playing errorless baseball, while turning in a 31-29 (.517) mark with at least one error. Contrary to logic, in 2018 they actually had a worse winning percentage when playing mistake free (.514), than when committing at least one error (.530). The Clipper defense finished 1st in 2019 (.983) after falling to 6th in the IL in 2018, ending a run of three consecutive seasons ranked among the top three (2015-17 resulted in the three best seasons in franchise history).

## One On, No Out Success

When the leadoff batter of an inning reached base in 2019, the Clippers plated him nearly 60% of the time (over 51% only once in the last six seasons, 55% in 2016). Getting more than one base was a specialty of Clipper hitters, as they led the IL with 136XBH to lead off the inning, including 54HR (led the IL, had 28 leadoff homers in 2018). From 4/13-4/20/19, the Clippers hit 16 leadoff doubles over 72 innings, including four straight innings in a win at Louisville on 4/15/19.

## Good Baseball

**Ernie Clement** advanced a runner with a sac bunt on 5/8 at Louisville and the runner came around to score in the win. During 2019, the Clippers struggled in the bunt department (12 successes), but when the advanced runners did score, they were 7-1. During 2018, Columbus was 23-2 in games in which a run was scored after a good bunt attempt (54 successes; won 17 in a row from 4/12-7/31/18).

## International Accolades

**Bobby Bradley** was named International League Player of the Month for May 2019, reaching base in 24 of 25 games during the month while hitting .302/.374/.740 with 12HR (led IL) and 28RBI. **Brandon Barnes**, **Eric Haase**, **Josh Smith** and **Asher Wojciechowski** were named to the 2019 IL All-Star Team and Bradley, Barnes and Haase were selected to the postseason squad.

## Manager Profile

**Andy Tracy** makes his Clippers debut in 2021, following **Tony Mansolino's** championship rookie year in 2019 (sixth Clipper skipper to win Governors' Cup in first season; **Gene Michael**-'79, **Joe Altobelli**-'80, **Frank Verdi**-'81, **Bucky Dent**-'87 and **Mike Sarbaugh**-'10). This season marks Tracy's second year as a manager (first with Williamsport in the Philadelphia system), as he holds a career record of 36-51 (.414), 6-5 with Columbus (.545).

## Clippers in the Majors (55, with 25 teams)

**CLE (16)\***- Logan Allen ('19), Jake Bauers ('19), Shane Bieber ('18), Yu Chang ('18-19), Aaron Civale ('19), Daniel Johnson ('19), James Karinchak ('19), Jordan Luplow ('19), Phil Maton ('19), Kyle Nelson ('19), Roberto Perez ('13-14, '16), Zach Plesac ('19), Jose Ramirez ('14-15), **Nick Sandlin** ('19), Nick Wittgren ('19). **ARI (1)**- Anthony Swarzak ('15). **ATL (1)**- Josh Tomlin ('10, '13-15, '18). **BAL (3)**- Shawn Armstrong ('14-17), Adam Plutko ('16-19), Cole Sulser ('16-18). **BOS (0)**- **CHC (0)**- **CIN (1)**- Tyler Naquin ('15-19). **COL (1)**- Jhoulys Chacin ('15). **CWS (1)**- Evan Marshall ('18). **DET (2)**- Robbie Grossman ('16), Eric Haase ('17-19). **HOU (2)**- Michael Brantley ('09-10, '16), Joe Smith ('09-10). **KC (1)**- Carlos Santana ('10). **LAA (1)**- James Hoyt ('18-19). **LAD (1)**- Trevor Bauer ('13-14). **MIA (3)**- Jesus Aguilar ('14-16), Jon Berti ('18), Ross Detwiler ('16). **MIL (0)**- **MIN (1)**- Josh Donaldson ('18). **NYM (2)**- Tommy Hunter ('16), Francisco Lindor ('14-15, '19). **NYG (3)**- Clint Frazier ('16), Corey Kluber ('10-13, '19), Giovanni Urshela ('14-18). **OAK (1)\***- **PHI (0)**- **PIT (3)**- Ben Gamel ('21), Erik Gonzalez ('15-17), **Ka'ai Tom** ('19). **SD (1)**- Craig Stammen ('07-08, '16). **SEA (1)**- Sam Haggerty ('18). **SF (0)**- **STL (2)**- Andrew Miller ('17-18), Max Moroff ('19). **TB (3)**- Yandy Diaz ('15-18), **Louis Head** ('13, '17-18), Francisco Mejia ('18). **TEX (1)**- Hunter Wood ('19). **TOR (2)**- A.J. Cole ('19), Julian Merryweather ('17). **WAS (3)**- Playoff Paolo Espino ('10-13), Yan Gomes ('13, '15-16), Ryan Zimmerman ('08).



	W-L	CG	SV	ERA	IP	H	R	ER	BB	K	HR	AVG	OBP	SLG	K/9	K/BB	IP/HR	WHIP
Starters	2-2	0	-	5.20	45.0	41	26	26	25	36	4	.241	.338	.371	7.20	1.44	11.3	1.467
Relievers	4-3	-	5	3.23	53.0	40	22	19	32	67	5	.219	.359	.366	11.38	2.09	10.6	1.358

Reliever Availability: Pitcher (days rest - last pitch count) \*-last pitched on consecutive days

## #46 Manuel Alvarez - RHP

Last Game: 5/15 vs. Oma; 1.0IP, 0H, 0R, 0ER, 0BB, 2K

Last 5: 0-0, 0/0SV, 0GS, 3.1IP, 1H, 2R, 0ER, 3BB, 6K

vs. LH: .250 (1x4, 0HR)	vs. RH: .000 (0x7, 0HR)
inherited runners stranded: 0 of 0 (-)	pitch count (range, avg.): 10-36, 20.7
1st batter retired: 3 of 3 (100%)	sb-att, pickoffs: 2 of 2, 0

- did not participate in MLB spring training

-  
-  
-

Career	W-L	ERA	G	GS	SV/O	IP	H	R	ER	BB	K
vs. Toledo	0-0	-	0	0	0/0	0.0	0	0	0	0	0
at 5/3 Field	0-0	-	0	0	0/0	0.0	0	0	0	0	0

## #23 Robert Broom - RHP

Last Game: 5/14 vs. Oma; BS, 1.0IP, 3H, 3R, 3ER, 0BB, 2K

Last 5: 0-0, 0/1SV, 0GS, 4.2IP, 5H, 3R, 3ER, 0BB, 7K

vs. LH: .375 (3x8, 1HR)	vs. RH: .200 (2x10, 0HR)
inherited runners stranded: 0 of 0 (-)	pitch count (range, avg.): 12-34, 19.8
1st batter retired: 2 of 4 (50%)	sb-att, pickoffs: 0 of 0, 0

- pitched in 2 spring games (1.0IP, 2H, 2R, 2ER, 2B, 1K) for Cleveland

- reassigned to minor league camp on 3/16

-  
-

Career	W-L	ERA	G	GS	SV/O	IP	H	R	ER	BB	K
vs. Toledo	0-0	-	0	0	0/0	0.0	0	0	0	0	0
at 5/3 Field	0-0	-	0	0	0/0	0.0	0	0	0	0	0

## #17 Kyle Dowdy - RHP

Last Game: 5/16 vs. Oma; L, 0.2IP, 2H, 2R, 2ER, 1BB, 0K

Last 5: 1-1, 0/0SV, 0GS, 7.1IP, 5H, 2R, 2ER, 5BB, 7K

vs. LH: .182 (2x11, 0HR)	vs. RH: .250 (3x12, 1HR)
inherited runners stranded: 2 of 2 (100%)	pitch count (range, avg.): 15-28, 22.4
1st batter retired: 1 of 5 (20%)	sb-att, pickoffs: 0 of 1, 0

- pitched in 2 spring games (1.1IP, 2H, 2R, 2ER, 1BB, 3K) for Cleveland

- reassigned to minor league camp on 3/12

-  
-

Career	W-L	ERA	G	GS	SV/O	IP	H	R	ER	BB	K
vs. Toledo	0-0	-	0	0	0/0	0.0	0	0	0	0	0
at 5/3 Field	3-1	4.11	6	4	0/0	30.2	32	14	14	13	22

## #27 Anthony Gose - LHP

Last Game: 5/14 vs. Oma; W, 1.0IP, 1H, 2R, 1ER, 3BB, 3K

Last 5: 1-0, 0/0SV, 0GS, 4.1IP, 4H, 3R, 2ER, 7BB, 9K

vs. LH: .333 (3x9, 0HR)	vs. RH: .143 (1x7, 0HR)
inherited runners stranded: 0 of 0 (-)	pitch count (range, avg.): 16-37, 25.0
1st batter retired: 1 of 4 (25%)	sb-att, pickoffs: 0 of 0, 0

- pitched in 7 spring games (6.0IP, 5H, 6R, 6ER, 4BB, 7K) for Cleveland

- reassigned to minor league camp on 3/26

-  
-

Career	W-L	ERA	G	GS	SV/O	IP	H	R	ER	BB	K
vs. Toledo	0-0	-	0	0	0/0	0.0	0	0	0	0	0
at 5/3 Field	0-0	-	0	0	0/0	0.0	0	0	0	0	0

## #28 Justin Garza - RHP

Last Game: 5/14 vs. Oma; 3.0IP, 1H, 0R, 0ER, 2BB, 3K

Last 5: 0-0, 0/0SV, 0GS, 4.0IP, 1H, 0R, 0ER, 4BB, 4K

vs. LH: .333 (1x3, 0HR)	vs. RH: .000 (0x9, 0HR)
inherited runners stranded: 0 of 0 (-)	pitch count (range, avg.): 18-47, 32.5
1st batter retired: 1 of 2 (50%)	sb-att, pickoffs: 0 of 0, 1

- did not participate in MLB spring training

- pitched in 1G (1.0IP, 0H, 0R, 0ER, 2BB, 1K) for Akron (5/4-5/6)

- appearance in season opener for Akron was first in career above A+

-  
-

Career	W-L	ERA	G	GS	SV/O	IP	H	R	ER	BB	K
vs. Toledo	0-0	-	0	0	0/0	0.0	0	0	0	0	0
at 5/3 Field	0-0	-	0	0	0/0	0.0	0	0	0	0	0

## #35 DJ Johnson - RHP

Last Game: 5/15 vs. Oma; 0.2IP, 0H, 0R, 0ER, 0BB, 1K

Last 5: 0-0, 2/2SV, 0GS, 4.0IP, 2H, 2R, 2ER, 0BB, 6K

vs. LH: .000 (0x7, 0HR)	vs. RH: .286 (2x7, 1HR)
inherited runners stranded: 0 of 2 (0%)	pitch count (range, avg.): 9-13, 11.4
1st batter retired: 4 of 5 (80%)	sb-att, pickoffs: 0 of 0, 0

- pitched in 6 spring games (6.0IP, 7H, 5R, 5ER, 7BB, 5K) for Cleveland

- reassigned to minor league camp on 3/16

-  
-

Career	W-L	ERA	G	GS	SV/O	IP	H	R	ER	BB	K
vs. Toledo	0-0	-	0	0	0/0	0.0	0	0	0	0	0
at 5/3 Field	0-0	-	0	0	0/0	0.0	0	0	0	0	0

## #43 Kyle Nelson - LHP

Last Game: 5/16 vs. Oma; 0.2IP, 1H, 0R, 0ER, 0BB, 0K

Last 5: 0-0, 0/0SV, 0GS, 6.0IP, 6H, 1R, 1ER, 2BB, 6K

vs. LH: .250 (3x12, 0HR)	vs. RH: .300 (3x10, 0HR)
inherited runners stranded: 5 of 7 (71%)	pitch count (range, avg.): 6-28, 19.0
1st batter retired: 4 of 5 (80%)	sb-att, pickoffs: 1 of 2, 0

- pitched in 6 spring games (5.0IP, 3H, 1R, 1ER, 0BB, 8K) for Cleveland

- optioned to Columbus on 3/26

- pitched in 2G (2.0IP, 0H, 0R, 0ER, 1BB, 2K) for Cleveland (4/26-5/2)

-

Career	W-L	ERA	G	GS	SV/O	IP	H	R	ER	BB	K
vs. Toledo	0-0	3.86	2	0	0/0	2.1	1	1	1	0	6
at 5/3 Field	0-0	0.00	1	0	0/0	0.1	0	0	0	0	1

## #38 Blake Parker - RHP

Last Game: 5/16 vs. Oma; 1.1IP, 1H, 0R, 0ER, 0BB, 1K

Last 5: 0-0, 2/2SV, 0GS, 4.2IP, 1H, 0R, 0ER, 3BB, 5K

vs. LH: .000 (0x8, 0HR)	vs. RH: .100 (1x10, 0HR)
inherited runners stranded: 3 of 3 (100%)	pitch count (range, avg.): 10-22, 15.5
1st batter retired: 6 of 6 (100%)	sb-att, pickoffs: 0 of 0, 0

- pitched in 8 spring games (6.1IP, 12H, 12R, 7ER, 7BB, 7K) for Cleveland

- reassigned to minor league camp on 3/26

- struck out all 3TBF in Clipper debut to earn save at Louisville on 5/4

-

Career	W-L	ERA	G	GS	SV/O	IP	H	R	ER	BB	K
vs. Toledo	0-0	-	0	0	0/0	0.0	0	0	0	0	0
at 5/3 Field	0-0	-	0	0	0/0	0.0	0	0	0	0	0

## #45 Dalbert Siri - RHP

Last Game: 5/16 vs. Oma; 0.2IP, 3H, 3R, 3ER, 2BB, 1K

Last 5: 2-1, 0/0SV, 0GS, 4.2IP, 5H, 5R, 5ER, 3BB, 6K

vs. LH: .286 (2x7, 0HR)	vs. RH: .273 (3x11, 1HR)
inherited runners stranded: 1 of 1 (100%)	pitch count (range, avg.): 6-32, 24.0
1st batter retired: 4 of 4 (100%)	sb-att, pickoffs: 2 of 2, 0

- did not participate in MLB spring training

-  
-  
-

Career	W-L	ERA	G	GS	SV/O	IP	H	R	ER	BB	K
vs. Toledo	0-0	-	0	0	0/0	0.0	0	0	0	0	0
at 5/3 Field	0-0	-	0	0	0/0	0.0	0	0	0	0	0

## #41 Danny Young - LHP

Last Game: 5/15 vs. Oma; 1.1IP, 1H, 0R, 0ER, 0BB, 2K

Last 5: 0-1, 0/1SV, 0GS, 6.1IP, 8H, 3R, 3ER, 4BB, 7K

vs. LH: .364 (4x11, 0HR)	vs. RH: .333 (4x12, 1HR)
inherited runners stranded: 3 of 4 (75%)	pitch count (range, avg.): 10-40, 25.8
1st batter retired: 1 of 4 (25%)	sb-att, pickoffs: 0 of 0, 0

- did not participate in MLB spring training

-  
-  
-

Career	W-L	ERA	G	GS	SV/O	IP	H	R	ER	BB	K
vs. Toledo	0-0	9.00	1	0	0/0	1.0	3	1	1	0	0
at 5/3 Field	0-0	-	0	0	0/0	0.0	0	0	0	0	0



## #13 Gabriel Arias - INF

**Series:** .421 (8x19), 1HR, 4RBI vs. Omaha **Current:** 5 (.471, 8x17)  
**Home Stand:** .421 (8x19), 1HR, 4RBI **Long:** 5 (.471, 8x17; 5/12-c)  
**Last Game:** 5/16 vs. Omaha (3B); 1x4, K

**Highs:** H- 3, 5/13 vs. Omaha R- 2, 5/14 vs. Omaha RBI- 3, 5/13 vs. Omaha

- hit .615/.615/.692 with 0HR and 5RBI in 8 spring games (13AB) for Cleveland
- optioned to Columbus on 3/13
- hit 2-run HR in first Triple-A at bat, 5/4 at Louisville, then went 2x20 with 0RBI
- went 3x4 with 3RBI on 5/13 vs. Omaha, boosting avg. from .143 to .240

Season Splits:		Career	G	AB	AVG	OBP	SLG	HR	RBI
vs LH	.200 (1x5, 1HR)	vs. Toledo	0	0	-	-	-	0	0
vs RH	.290 (9x31, 1HR)	at 5/3 Field	0	0	-	-	-	0	0

## #44 Bobby Bradley - INF

**Series:** .273 (6x22), 3HR, 6RBI vs. Omaha **Current:** 3 (.273, 3x11)  
**Home Stand:** .273 (6x22), 3HR, 6RBI **Long:** 3 (.273, 3x11; 5/14-c)  
**Last Game:** 5/16 vs. Omaha (DH); 1x4, R, RBI, HR

**Highs:** H- 2, 5/12 vs. Omaha R- 2, 2x, 5/14 vs. Omaha RBI- 3, 2x, 5/12 vs. Omaha

- hit .303/.314/.636 with 2HR and 11RBI in 13 spring games (33AB) for Cleveland
- optioned to Columbus on 3/26
- snapped 0x14 (7K) streak to begin season with 3-run HR on 5/7 at Louisville

Season Splits:		Career	G	AB	AVG	OBP	SLG	HR	RBI
vs LH	.286 (2x7, 2HR)	vs. Toledo	24	97	.278	.336	.505	6	20
vs RH	.147 (5x34, 2HR)	at 5/3 Field	11	46	.326	.373	.457	1	9

## #1 Ernie Clement - INF

**Series:** .500 (4x8) vs. Omaha **Current:** 6 (.429, 9x21)  
**Home Stand:** .500 (4x8) **Long:** 6 (.429, 9x21; 5/6-c)  
**Last Game:** 5/13 vs. Omaha (3B); 1x1, R, 3B

**Highs:** H- 2, 3x, 5/12 vs. Omaha R- 1, 3x, 5/13 vs. Omaha RBI- 1, 2x, 5/8 at Lou

- hit .545/.545/.545 with 0HR and 5RBI in 11 spring games (11AB) for Cleveland
- optioned to Columbus on 3/13
- hit safely in each of three games to finish 2019 (.545, 6x11)

Season Splits:		Career	G	AB	AVG	OBP	SLG	HR	RBI
vs LH	.000 (0x2, 0HR)	vs. Toledo	2	7	.429	.556	.571	0	2
vs RH	.370 (10x27, 0HR)	at 5/3 Field	2	7	.429	.556	.571	0	2

## #8 Gavin Collins - C

**Series:** .167 (1x6) vs. Omaha **Current:** 1 (.333, 1x3)  
**Home Stand:** .167 (1x6) **Long:** 1 (.333, 1x3; 5/15-c)  
**Last Game:** 5/15 vs. Omaha (C); 1x3, BB, K

**Highs:** H- 1, 5/15 vs. Omaha R- RBI-

- hit .600/.600/.800 with 0HR and 1RBI in 4 spring games (5AB) for Cleveland
- reassigned to minor league camp on 3/13

Season Splits:		Career	G	AB	AVG	OBP	SLG	HR	RBI
vs LH	--- (0x0, 0HR)	vs. Toledo	0	0	-	-	-	0	0
vs RH	.077 (1x13, 0HR)	at 5/3 Field	0	0	-	-	-	0	0

## #7 Daniel Johnson - OF

**Series:** .182 (4x22), 1HR, 2RBI vs. Omaha **Current:** 0  
**Home Stand:** .182 (4x22), 1HR, 2RBI **Long:** 2, 2x (.222, 2x9; 5/13-5/14)  
**Last Game:** 5/16 vs. Omaha (CF); 0x2, 2BB, K

**Highs:** H- 2, 2x, 5/11 vs. Omaha R- 1, 4x, 5/14 vs. Omaha RBI- 2, 5/14 vs. Omaha

- hit .368/.429/.737 with 2HR and 4RBI in 9 spring games (19AB) for Cleveland
- optioned to Columbus on 3/19, recalled on 5/1 (Frammil Reyes paternity list)
- went 0x9 with 5K in 2G for Cleveland (5/1-5/2), optioned on 5/3

Season Splits:		Career	G	AB	AVG	OBP	SLG	HR	RBI
vs LH	.000 (0x4, 0HR)	vs. Toledo	10	43	.326	.420	.488	1	6
vs RH	.300 (6x20, 1HR)	at 5/3 Field	4	19	.316	.381	.474	1	5

## #10 Nolan Jones - INF

**Series:** .063 (1x16), 1RBI vs. Omaha **Current:** 0  
**Home Stand:** .063 (1x16), 1RBI **Long:** 2 (.286, 2x7; 5/8-5/11)  
**Last Game:** 5/16 vs. Omaha (1B); 0x3, BB, 2K

**Highs:** H- 1, 3x, 5/11 vs. Omaha R- 1, 2x, 5/13 vs. Omaha RBI- 1, 3x, 5/11 vs. Omaha

- hit .375/.583/.375 with 0HR and 0RBI in 8 spring games (8AB) for Cleveland
- optioned to Columbus on 3/12
- started year 0x7 (6K) then hit go-ahead, RBI double in 9th at Louisville on 5/5

Season Splits:		Career	G	AB	AVG	OBP	SLG	HR	RBI
vs LH	.000 (0x5, 0HR)	vs. Toledo	0	0	-	-	-	0	0
vs RH	.097 (3x31, 0HR)	at 5/3 Field	0	0	-	-	-	0	0

## #12 Tyler Krieger - INF

**Series:** .091 (1x11) vs. Omaha **Current:** 0  
**Home Stand:** .091 (1x11) **Long:** 3 (.417, 5x12; 5/7-5/13)  
**Last Game:** 5/16 vs. Omaha (2B); 0x3, 2K

**Highs:** H- 2, 2x, 5/8 at Lou R- 2, 5/8 at Lou RBI-

- hit .278/.381/.389 with 0HR and 0RBI in 16 spring games (18AB) for Cleveland
- reassigned to minor league camp on 3/31

Season Splits:		Career	G	AB	AVG	OBP	SLG	HR	RBI
vs LH	.000 (0x2, 0HR)	vs. Toledo	0	0	-	-	-	0	0
vs RH	.294 (5x17, 0HR)	at 5/3 Field	0	0	-	-	-	0	0

## #36 Ryan Lavarney - C

**Series:** .158 (3x19), 2HR, 7RBI vs. Omaha **Current:** 1 (.250, 1x4)  
**Home Stand:** .158 (3x19), 2HR, 7RBI **Long:** 3 (.455, 5x11; 5/4-5/7)  
**Last Game:** 5/16 vs. Omaha (C); 1x4, R, 2RBI, HR, K

**Highs:** H- 2, 2x, 5/7 at Lou R- 2, 5/7 at Lou RBI- 4, 5/14 vs. Omaha

- hit .217/.296/.435 with 1HR and 4RBI in 20 spring games (23AB) for Cleveland
- reassigned to minor league camp on 3/31
- hit go-ahead grand slam in the 8th vs. Omaha on 5/14 (W, 10-7)

Season Splits:		Career	G	AB	AVG	OBP	SLG	HR	RBI
vs LH	.000 (0x3, 0HR)	vs. Toledo	34	122	.254	.319	.377	2	8
vs RH	.296 (8x27, 4HR)	at 5/3 Field	16	60	.283	.323	.383	0	4

## #24 Connor Marabell - OF

**Series:** .286 (2x7) vs. Omaha **Current:** 2 (.286, 2x7)  
**Home Stand:** .286 (2x7) **Long:** 2 (.286, 2x7; 5/13-c)  
**Last Game:** 5/14 vs. Omaha (DH); 1x3, BB, CS

**Highs:** H- 1, 3x, 5/14 vs. Omaha R- RBI-

- hit .278/.381/.389 with 0HR and 5RBI in 22 spring games (18AB) for Cleveland
- reassigned to minor league camp on 3/31

Season Splits:		Career	G	AB	AVG	OBP	SLG	HR	RBI
vs LH	.000 (0x2, 0HR)	vs. Toledo	15	51	.196	.212	.294	1	3
vs RH	.250 (3x12, 0HR)	at 5/3 Field	6	20	.200	.200	.250	0	1

## #2 Oscar Mercado - OF

**Series:** .143 (3x21) vs. Omaha **Current:** 0  
**Home Stand:** .143 (3x21) **Long:** 2 (.333, 3x9; 5/12-5/14)  
**Last Game:** 5/16 vs. Omaha (LF); 0x3, HBP, K

**Highs:** H- 2, 2x, 5/14 vs. Omaha R- 2, 5/7 at Lou RBI- 2, 5/7 at Lou

- hit .214/.241/.286 with 0HR and 1RBI in 10 spring games (28AB) for Cleveland
- optioned to Columbus on 3/21
- doubled twice on 5/14 vs. Omaha

Season Splits:		Career	G	AB	AVG	OBP	SLG	HR	RBI
vs LH	.286 (2x7, 0HR)	vs. Toledo	14	52	.327	.435	.462	0	4
vs RH	.118 (4x34, 0HR)	at 5/3 Field	10	36	.306	.444	.444	0	3

## #6 Owen Miller - INF

**Series:** .500 (12x24), 1HR, 3RBI vs. Omaha **Current:** 4 (.529, 9x17)  
**Home Stand:** .500 (12x24), 1HR, 3RBI **Long:** 4 (.529, 9x17; 5/13-c)  
**Last Game:** 5/16 vs. Omaha (SS); 1x4, 2B, K

**Highs:** H- 3, 5x, 5/14 vs. Omaha R- 2, 2x, 5/14 vs. Omaha RBI- 3, 5/8 at Lou

- hit .390/.395/.537 with 1HR and 6RBI in 24 spring games (41AB) for Cleveland
- reassigned to minor league camp on 3/31
- provided decisive runs with go-ahead, 3-run double in 7th on 5/9 at Louisville

Season Splits:		Career	G	AB	AVG	OBP	SLG	HR	RBI
vs LH	.500 (3x6, 0HR)	vs. Toledo	0	0	-	-	-	0	0
vs RH	.474 (18x38, 1HR)	at 5/3 Field	0	0	-	-	-	0	0

## #11 Bradley Zimmer - OF

**Series:** .227 (5x22), 2RBI vs. Omaha **Current:** 2 (.250, 2x8)  
**Home Stand:** .227 (5x22), 2RBI **Long:** 2, 2x (.250, 2x8; 5/15-c)  
**Last Game:** 5/16 vs. Omaha (RF); 1x4, R, SB, K

**Highs:** H- 2, 5/12 vs. Omaha R- 1, 5x, 5/16 vs. Omaha RBI- 2, 5/15 vs. Omaha

- hit .290/.425/.355 with 0HR and 2RBI in 14 spring games (31AB) for Cleveland
- optioned to Columbus on 3/26
- had a single off older brother, Kyle, on 5/12 vs. Omaha (1st ever matchup)

Season Splits:		Career	G	AB	AVG	OBP	SLG	HR	RBI
vs LH	.000 (0x5, 0HR)	vs. Toledo	13	46	.239	.327	.391	1	3
vs RH	.200 (6x30, 0HR)	at 5/3 Field	7	24	.250	.379	.500	1	2





# Situational Hitting, Starting Lineups, Miscellaneous Stats

Tuesday, May 18

As Leadoff					Runners On				Bases Loaded				Scoring Position				7th Inning On					
PLAYER	AB	AVG	OBP	HR	AB	AVG	HR	RBI	AB	AVG	HR	RBI	AB	AVG	HR	RBI	AB	AVG	OBP	R	HR	RBI
Arias	7	.143	.400	0	21	.333	1	5	1	1.000	0	1	13	.231	0	2	12	.167	.286	2	0	1
Bradley	11	.000	.083	0	20	.150	2	9	1	.000	0	1	12	.167	1	7	13	.077	.250	3	0	1
Clement	9	.222	.222	0	13	.385	0	2	1	.000	0	1	8	.250	0	2	9	.444	.444	1	0	0
Collins	3	.000	.250	0	7	.000	0	0	-	-	-	-	4	.000	0	0	4	.000	.429	0	0	0
Johnson	9	.222	.222	0	9	.333	1	2	1	.000	0	0	7	.429	1	2	7	.429	.556	3	1	2
Jones	7	.000	.000	0	19	.158	0	3	1	.000	0	1	8	.250	0	3	12	.167	.286	2	0	2
Krieger	2	.000	.333	0	8	.250	0	0	2	.000	0	0	4	.250	0	0	8	.125	.222	1	0	0
Lavarney	6	.167	.167	1	14	.357	3	10	3	.333	1	4	12	.417	3	10	11	.364	.364	2	2	8
Marabell	4	.250	.400	0	8	.125	0	0	-	-	-	-	4	.250	0	0	5	.200	.429	0	0	0
Mercado	7	.286	.375	0	18	.167	0	3	4	.250	0	2	11	.182	0	3	15	.133	.188	3	0	0
Miller	9	.556	.600	0	19	.526	0	6	3	.333	0	3	12	.333	0	5	12	.583	.615	2	1	5
Zimmer	9	.333	.455	0	13	.154	0	2	1	.000	0	0	9	.222	0	2	10	.100	.357	1	0	0
Team Total	86	.221	.309	1	170	.259	7	42	18	.222	1	13	105	.257	5	36	119	.244	.357	20	4	19

Starts by Position										Starts by Batting Order								
PLAYER	C	1B	2B	3B	SS	LF	CF	RF	DH	1st	2nd	3rd	4th	5th	6th	7th	8th	9th
Arias			2	1	7				1					3		8		
Bradley		9							2				11					
Clement			2	2	1	1			2	3	2							3
Collins	4																3	1
Johnson								3	3		4	3						
Jones		1		6				2	1		1				7	2		
Krieger			4															4
Lavarney	7								1							1	7	
Marabell					3				1								1	3
Mercado					5	4	1			3	3	3		1				
Miller		1	3	2	3				2				4	7				
Zimmer					1	4	5			4	1	1			4			

Home Runs							Multi-Hit Games					Multi-RBI Games				
PLAYER	1R	2R	3R	GS	Last	Record	2H	3H	4H	5+H	Total	2BI	3BI	4BI	5+BI	Total
Arias	1	1			5/14 vs. Omaha (s)	2-0	1	1			2	1	1			2
Bradley	2	1	1		5/16 vs. Omaha (s)	2-2	1				1	1	2			3
Clement							3				3					0
Collins											0					0
Johnson		1			5/14 vs. Omaha (2)	1-0	2				2	1				1
Jones											0					0
Krieger							2				2					0
Lavarney	1	1	1	1	5/16 vs. Omaha (2)	3-1	2				2	1	1	1		3
Marabell											0					0
Mercado							2				2	1				1
Miller	1				5/14 vs. Omaha (s)	1-0	2	5			7		1			1
Zimmer							1				1	1				1
Team Total	5	4	2	1	Bradley, 5/16 vs. Oma	3-2	16	7	0	0	23	6	5	1	0	12

\*- # of 2HR games

Current Streaks						Errorless	
Hitting			On Base			Games	Last Error
PLAYER	Games	Started	Games	Started			
Arias	5 (.471, 8x17)	5/12 vs. Oma	11 (.422OBP)	5/4 at Lou		5	5/8 at Lou
Bradley	3 (.273, 3x11)	5/14 vs. Oma	8 (.389OBP)	5/7 at Lou		9	None
Clement	6 (.429, 9x21)	5/6 at Lou	6 (.455OBP)	5/6 at Lou		4	5/6 at Lou
Collins	1 (.333, 1x3)	5/15 vs. Oma	4 (.294OBP)	5/5 at Lou		4	None
Johnson	0	-	7 (.419OBP)	5/8 at Lou		6	None
Jones	0	-	3 (.308OBP)	5/13 vs. Oma		5	5/8 at Lou
Krieger	0	-	0	-		5	None
Lavarney	1 (.250, 1x4)	5/16 vs. Oma	1 (.250OBP)	5/16 vs. Oma		7	None
Marabell	2 (.286, 2x7)	5/13 vs. Oma	2 (.444OBP)	5/13 vs. Oma		3	None
Mercado	0	-	1 (.250OBP)	5/16 vs. Oma		10	None
Miller	4 (.529, 9x17)	5/13 vs. Oma	8 (.543OBP)	5/7 at Lou		0	5/16 vs. Oma
Zimmer	2 (.250, 2x8)	5/15 vs. Oma	5 (.409OBP)	5/12 vs. Oma		10	None

Season High Streaks		
Hitting		
Clement	6	5/6-
On Base		
Arias	11	5/4-
Errorless		
Mercado	10	5/4-
Zimmer	10	5/4-
Bradley	9	5/4-

Base Stealing									
PLAYER	2B	Att	3B	Att	H	Att	%	R	PO
Arias							-		
Bradley							-		
Clement							-		
Collins							-		
Johnson	1	1				1	100%	1	0
Jones							-		
Krieger		0	1			0	0%	0	0
Lavarney							-		
Marabell	0	1				0	0%	0	0
Mercado	2	2				2	100%	1	1
Miller							-		
Zimmer	3	4				3	75%	2	1
Team Total	7	9	0	1		7	70%	4	3



## Highs and Lows, Record Breakdown

Tuesday, May 18

### Clippers Individual Batting

Most hits, game:	3, 7x, Miller, 5/14 vs. Omaha
Most runs, game:	2, 8x, 3 players, 5/14 vs. Omaha
Most doubles, game:	2, Mercado, 5/14 vs. Omaha
Most triples, game:	1, 2x, Clement, 5/13 vs. Omaha
Most home runs, game:	12x, Bradley & Lavarney, 5/16 vs. Omaha
Most RBI, game:	4, Lavarney, 5/14 vs. Omaha
Most stolen bases, game:	1, 7x, Zimmer, 5/16 vs. Omaha
Most walks, game:	2, 6x, Johnson, 5/16 vs. Omaha
Most total bases, game:	6, 2x, Miller, 5/14 vs. Omaha
Longest hitting streak:	6, Clement, 5/6-
Longest on base streak:	11, Arias, 5/4-

### Clippers Team Batting

Most runs, game:	10, 2x, 5/14 vs. Omaha
Most runs, inning:	7, 5/14 vs. Omaha
Most hits, game:	12, 2x, 5/13 vs. Omaha
Most hits, inning:	6, 5/14 vs. Omaha
Most doubles, game:	3, 3x, 5/11 vs. Omaha
Most triples, game:	1, 2x, 5/13 vs. Omaha
Most home runs, game:	5, 5/14 vs. Omaha
Most extra base hits, game:	7, 5/14 vs. Omaha
Most total bases, game:	28, 5/14 vs. Omaha
Most stolen bases, game:	2, 5/4 at Louisville
Most walks, game:	8, 2x, 5/8 at Louisville
Most strikeouts, game:	14, 5/8 at Louisville
Most runners LOB, game:	12, 2x, 5/13 vs. Omaha
Fewest hits, game:	3, 5/6 at Louisville

### Clippers Individual Pitching

Most innings pitched, starter:	6.0, McCarty, 5/11 vs. Omaha
Fewest innings pitched, starter:	1.1, Allen, 5/6 at Louisville
Most innings pitched, reliever:	3.0, Garza, 5/14 vs. Omaha
Most strikeouts, starter:	6, Mejia, 5/12 vs. Omaha
Most strikeouts, reliever:	3, 6x, Garza & Gose, 5/14 vs. Omaha
Longest winning streak:	2, 2x, McCarty, 5/4-
Longest losing streak:	1, 5x, Dowdy, 5/16-
Most consecutive scoreless IP, starter:	10.0, McCarty, 5/4-5/16
Most consecutive scoreless IP, reliever:	7.0, Dowdy, 5/4-5/16
Most runs allowed:	7, Allen, 5/6 at Louisville
Most hits allowed:	6, 2x, Morgan, 5/15 vs. Omaha
Most walks allowed:	4, 3x, Moss, 5/14 vs. Omaha
Most home runs allowed, game:	2, Mejia, 5/12 vs. Omaha

### Clippers Team Pitching

Most strikeouts, game:	13, 5/14 vs. Omaha
Most walks, game:	10, 5/14 vs. Omaha
Fewest walks, game:	0, 5/11 vs. Omaha
Most runs allowed, game:	9, 5/6 at Louisville
Most runs allowed, inning:	7, 5/6 at Louisville
Most hits allowed, game:	12, 5/16 vs. Omaha
Most hits allowed, inning:	6, 5/6 at Louisville
Fewest hits allowed, game:	3, 5/7 at Louisville
Most home runs allowed, game:	3, 2x, 5/16 vs. Omaha

### Miscellaneous

Longest winning streak:	3, 5/7-5/11
Longest losing streak:	2, 2x, 5/15-
Longest game, time:	3:40, 5/8 at Louisville
Longest game, innings:	9, 11x, 5/16 vs. Omaha
Shortest game, time (9 inn.):	2:25, 5/11 vs. Omaha
Shortest game, time (7 inn.):	
Largest home crowd:	4,066, 5/15 vs. Omaha
Smallest home crowd:	2,117, 5/12 vs. Omaha
Largest winning margin:	10, 5/7 at Louisville
Largest losing margin:	9, 5/6 at Louisville
Largest comeback:	4, 5/14 vs. Omaha
Largest lead lost:	4, 5/12 vs. Omaha
Most double plays turned:	5, 5/15 vs. Omaha
Most double plays hit into:	2, 5/12 vs. Omaha
Most errors:	2, 5/8 at Louisville

	<u>Leading</u>	<u>Tied</u>	<u>Trailing</u>
After 6 innings:	3 - 1	2 - 2	1 - 2
After 7 innings:	4 - 1	1 - 1	1 - 3
After 8 innings:	5 - 1	1 - 1	0 - 3

1-run games:	1 - 1	3-run games:	3 - 0
2-run games:	1 - 2	Extra Innings:	0 - 0

Day games: 0 - 2 Night games: 6 - 3 DH: 0 - 0

Clippers score first:	4 - 3	Out-hitting opponents:	5 - 2
Opponent scores first:	2 - 2	Hits even:	0 - 0
Shutouts:	2 - 1	Out-hit by opponents:	1 - 3

Score at least 4 runs:	4 - 2	Commit an error:	2 - 2
Score less than 4 runs:	2 - 3	Commit no errors:	4 - 3

Last at bat wins:	2	Come from behind wins:	2
Walkoff record:	0 - 0	Losses after leading:	3

	<u>Series W-L-T</u>	<u>Series Sweeps</u>
Home	0 - 1 - 0	0 - 0
Road	1 - 0 - 0	0 - 0
Overall	1 - 1 - 0	0 - 0

### Record by Day

<u>Day</u>	<u>Home</u>	<u>Road</u>	<u>Total</u>
Sunday	0 - 1	0 - 0	0 - 1
Monday	0 - 0	0 - 0	0 - 0
Tuesday	1 - 0	1 - 0	2 - 0
Wednesday	0 - 1	1 - 0	1 - 1
Thursday	0 - 1	0 - 1	0 - 2
Friday	1 - 0	1 - 0	2 - 0
Saturday	0 - 1	1 - 0	1 - 1

### Record by Month




<u>Month</u>	<u>Home</u>	<u>Road</u>	<u>Total</u>
April	0 - 0	0 - 0	0 - 0
May	2 - 4	4 - 1	6 - 5
June	0 - 0	0 - 0	0 - 0
July	0 - 0	0 - 0	0 - 0
August	0 - 0	0 - 0	0 - 0
September	0 - 0	0 - 0	0 - 0
<b>Total</b>	<b>2 - 4</b>	<b>4 - 1</b>	<b>6 - 5</b>

### Clippers vs. the International League

<u>West</u>	<u>Home</u>	<u>Road</u>	<u>Total</u>
Indianapolis	0 - 0	0 - 0	0 - 0
Iowa	0 - 0	0 - 0	0 - 0
Louisville	0 - 0	4 - 1	4 - 1
Omaha	2 - 4	0 - 0	2 - 4
St. Paul	0 - 0	0 - 0	0 - 0
Toledo	0 - 0	0 - 0	0 - 0
<b>Total</b>	<b>2 - 4</b>	<b>4 - 1</b>	<b>6 - 5</b>

<u>South</u>	<u>Home</u>	<u>Road</u>	<u>Total</u>
Charlotte	0 - 0	0 - 0	0 - 0
Durham	0 - 0	0 - 0	0 - 0
Gwinnett	0 - 0	0 - 0	0 - 0
Jacksonville	0 - 0	0 - 0	0 - 0
Memphis	0 - 0	0 - 0	0 - 0
Nashville	0 - 0	0 - 0	0 - 0
Norfolk	0 - 0	0 - 0	0 - 0
<b>Total</b>	<b>0 - 0</b>	<b>0 - 0</b>	<b>0 - 0</b>

<u>Runs by Inn.</u>	<u>1</u>	<u>2</u>	<u>3</u>	<u>4</u>	<u>5</u>	<u>6</u>	<u>7</u>	<u>8</u>	<u>9</u>	<u>10+</u>	<u>Total</u>
Clippers	8	3	4	5	8	3	9	8	3	0	51
Opponents	4	9	7	3	4	5	4	6	6	0	48

		<u>Opp</u>		<u>Opp</u>		<u>Opp</u>		
0-run inn.:	76	74	3-run inn.:	1	2	6-run inn.:	1	0
1-run inn.:	10	11	4-run inn.:	2	2	7-run inn.:	1	1
2-run inn.:	6	8	5-run inn.:	1	0	8+ run inn.:	0	0



## 2021 Day by Day

Tuesday, May 18

Date	Opp	Result	Time Delay	Rec.	Pos.	GA/B	Att.
5/4	Lou	W, 6-3	3:01	1-0	T1st	-	2,808
5/5	Lou	W, 2-1	3:01	2-0	T1st	-	1,778
5/6	Lou	L, 9-0	2:40	2-1	T2nd	-0.5	1,841
5/7	Lou	W, 10-0	3:16	3-1	T1st	-	2,428
5/8	Lou	W, 6-3	3:40	4-1	1st	+0.5	2,582
5/9	Lou	Cancelled, Rain					
5/10	OFF DAY						
5/11	Oma	W, 2-0	2:25	5-1	1st	+1.0	2,512
5/12	Oma	L, 5-4	3:23	5-2	1st	+0.5	2,117
5/13	Oma	L, 8-6	3:38	5-3	2nd	-0.5	2,512
5/14	Oma	W, 10-7	3:10	6-3	1st	+0.5	3,714
5/15	Oma	L, 4-2	3:09	6-4	2nd	-0.5	4,066
5/16	Oma	L, 8-3	3:04	6-5	3rd	-1.5	3,747
5/17	OFF DAY						
5/18	Tol	6:35					
5/19	Tol	6:35					
5/20	Tol	6:35					
5/21	Tol	7:05					
5/22	Tol	7:05					
5/23	Tol	2:05					
5/24	OFF DAY						
5/25	Nas	7:05					
5/26	Nas	7:05					
5/27	Nas	7:05					
5/28	Nas	7:05					
5/29	Nas	7:05					
5/30	Nas	2:05					
5/31	OFF DAY						
6/1	Ind	7:05					
6/2	Ind	1:35					
6/3	Ind	7:05					
6/4	Ind	7:05					
6/5	Ind	7:05					
6/6	Ind	1:35					
6/7	OFF DAY						
6/8	low	7:38					
6/9	low	7:38					
6/10	low	8:08					
6/11	low	8:08					
6/12	low	8:08					
6/13	low	2:08					
6/14	OFF DAY						
6/15	Tol	7:05					
6/16	Tol	12:05					
6/17	Tol	7:05					
6/18	Tol	7:05					
6/19	Tol	7:05					
6/20	Tol	2:05					
6/21	OFF DAY						
6/22	Stp	7:05					
6/23	Stp	7:05					
6/24	Stp	7:05					
6/25	Stp	7:05					
6/26	Stp	7:05					
6/27	Stp	2:05					
6/28	OFF DAY						
6/29	Tol	7:05					
6/30	Tol	7:05					
7/1	Tol	7:05					
7/2	Tol	7:05					
7/3	Tol	7:05					
7/4	Tol	7:05					
7/5	OFF DAY						
7/6	Ind	7:05					
7/7	Ind	7:05					
7/8	Ind	7:05					
7/9	Ind	7:05					
7/10	Ind	7:05					
7/11	Ind	2:05					
7/12	OFF DAY						

Date	Opp	Result	Time Delay	Rec.	Pos.	GA/B	Att.
7/13	Stp	8:05					
7/14	Stp	8:05					
7/15	Stp	8:05					
7/16	Stp	8:05					
7/17	Stp	8:05					
7/18	Stp	3:05					
7/19			OFF DAY				
7/20	low	7:05					
7/21	low	7:05					
7/22	low	12:05					
7/23	low	7:05					
7/24	low	7:05					
7/25	low	4:05					
7/26			OFF DAY				
7/27	Nas	8:05					
7/28	Nas	8:05					
7/29	Nas	8:05					
7/30	Nas	8:05					
7/31	Nas	8:05					
8/1	Nas	7:15					
8/2			OFF DAY				
8/3	Oma	7:05					
8/4	Oma	7:05					
8/5	Oma	7:05					
8/6	Oma	7:05					
8/7	Oma	7:05					
8/8	Oma	4:05					
8/9			OFF DAY				
8/10	Tol	7:05					
8/11	Tol	12:05					
8/12	Tol	7:05					
8/13	Tol	7:05					
8/14	Tol	7:05					
8/15	Tol	4:05					
8/16			OFF DAY				
8/17	Oma	8:05					
8/18	Oma	8:05					
8/19	Oma	8:05					
8/20	Oma	8:05					
8/21	Oma	8:05					
8/22	Oma	6:05					
8/23			OFF DAY				
8/24	Mem	8:10					
8/25	Mem	8:10					
8/26	Mem	8:10					
8/27	Mem	8:10					
8/28	Mem	7:35					
8/29	Mem	3:05					
8/30			OFF DAY				
8/31	Stp	6:15					
9/1	Stp	6:15					
9/2	Stp	12:05					
9/3	Stp	7:05					
9/4	Stp	7:05					
9/5	Stp	4:05					
9/6			OFF DAY				
9/7	Gwn	6:15					
9/8	Gwn	6:15					
9/9	Gwn	6:15					
9/10	Gwn	7:05					
9/11	Gwn	7:05					
9/12	Gwn	4:05					
9/13			OFF DAY				
9/14	Tol	6:35					
9/15	Tol	6:35					
9/16	Tol	6:35					
9/17	Tol	7:05					
9/18	Tol	7:05					
9/19	Tol	2:05					