



**SOD
POODLES
BASEBALL
CLUB**

NEWS & NOTES

HODGETOWN

715 S. BUCHANAN ST

AMARILLO, TEXAS 79101

806-803-7762

TWITTER: @SODPOODLES

Sod Poodles PR Department: Director, Cory Hilborne - CoryH@SodPoodles.com, 806-803-9614

**Corpus Christi Hooks (49-47, 16-11)
RHP Angel Macuare (0-1, 4.50 ERA)**

VS.

**Amarillo Sod Poodles (51-45, 17-10)
RHP Luke Albright (6-4, 4.96 ERA)**

Tuesday, August 1, 2023 • 7:05 PM CT • HODGETOWN • Radio: KVWE-102.9 FM • Game 97 • Home Game 46

UPCOMING GAMES

DAY	DATE	OPPONENT	PROBABLE PITCHERS	TIME (CT)	RADIO
Wed	Aug 2	vs CC	LHP Colton Gordon (4-5, 3.30 ERA) vs. RHP Jamison Hill (5-5, 4.55 ERA)	7:05 PM	KVWE-102.9 FM
Thurs	Aug 3	vs CC	RHP Rhett Kouba (7-4, 3.49 ERA) vs. LHP Yu-Min Lin (2-0, 3.00 ERA)	7:05 PM	KVWE-102.9 FM
Fri	Aug 4	vs CC	RHP Ryan Gusto (2-1, 3.42 ERA) vs. TBA	7:05 PM	KVWE-102.9 FM

SEASON RESULTS

Date	Site	Result
4/11	CC	L, 5-4
4/12	CC	W, 13-10
4/13	CC	W, 5-2
4/14	CC	L, 13-10
4/15	CC	W, 5-3
4/16	CC	L, 11-5
5/2	@CCC	L, 3-1
5/3	@CCC	W, 3-0
5/4	@CCC	L, 6-1
5/5	@CCC	W, 12-8
5/6	@CCC	L, 12-7
5/7	@CCC	L, 5-4
6/20	@CCC	L, 12-6
6/21	@CCC	L, 5-4
6/22	@CCC	W, 7-5
6/23	@CCC	L, 10-9
6/24	@CCC	W, 5-3
6/25	@CCC	W, 6-3
8/1	CC	

CORPUS SERIES CAPSULE

2023 at Home: 3-3
2023 on Road: 5-7
All-Time at Home: 23-17
All-Time on Road: 26-30
All-Time Totals: 49-47

STREAKS

Last 5 Games: 3-2
Last 10 Games: 5-5
Longest 2023 Winning Streak: 7
Longest 2023 Losing Streak: 4 (2x)
All-Time W/L: 249-240

LEAGUE STANDINGS

TEXAS LEAGUE 2ND HALF

North (W-L-PCT-GB)			
ARKANSAS	15-11	.577	-
NW ARKANSAS	14-12	.538	1.0
SPRINGFIELD	14-13	.519	1.5
WICHITA	11-16	.407	4.5
TULSA	9-18	.333	6.5

South (W-L-PCT-GB)			
AMARILLO	17-10	.630	-
CORPUS CHRISTI	16-11	.593	1.0
FRISCO	15-12	.556	2.0
MIDLAND	13-14	.481	4.0
SAN ANTONIO	10-17	.370	7.0

OVERALL

North (W-L-PCT-GB)			
*ARKANSAS	60-35	.632	-
TULSA	50-46	.521	10.5
SPRINGFIELD	48-48	.500	12.5
NW ARKANSAS	43-52	.453	17.0
WICHITA	39-56	.411	21.0

South (W-L-PCT-GB)			
AMARILLO	51-45	.531	-
CORPUS CHRISTI	49-47	.510	2.0
*SAN ANTONIO	47-49	.490	4.0
FRISCO	46-49	.484	4.5
MIDLAND	45-51	.469	6.0

* Clinched 1st half

TEAM LEADERS

AVERAGE: 284 - Vukovich
HITS: 84 - Vukovich
2B: 19 - Lawlar
TRIPLES: 6 - Roberts
HOME RUNS: 18 - Vukovich
RBI: 69 - Vukovich
OPS: .871 - Roberts
STOLEN BASES: 28 - Lawlar
SO (P): 107 - Albright
SAVES: 7 - Backhus
ERA: 4.22 - Backhus
WINS: 6 - Albright

ATTENDANCE

Last: 5,174
Total: 233,338
Average: 5,556
No. of Sellouts: 19

ON THE HOOK: The Sod Poodles currently hold a game advantage over the Corpus Christi Hooks for first place in the Texas League South Division in the second half of the season. The Houston Astros Double-A club has been red-hot over the last few weeks and enter this series winners in 11 of their last 13 games played. Through the first 18 games head-to-head this year, the Hooks hold a 10-8 advantage entering this week.

ALBRIGHT BY US: Luke Albright takes the mound for the Sod Poodles after a quality start his last outing in Midland. The right-hander tied his season-high with six innings where he allowed just one unearned run while striking out seven and scattering just four hits.

He enters this start with the most strikeouts in the D-backs farm system in 2023 with 107. His six wins are most on the team and rank T-3rd in the farm system. Among all qualified pitchers in the D-backs' minor leagues, his 4.96 ERA is sixth-best to pair with his .262 BAA which also ranks sixth.

Against the Hooks this season, he is 0-2 with a 9.39 ERA in four starts.

A LOT OF HOME RUNS: Amarillo tied the franchise-high for the most home runs hit in a single month with 43 after Camden Duzenack's seventh-inning grand slam on Sunday in Midland. The club also hit 43 in May of 2022.

TWO FOR THE LAW: Jordan Lawlar collected a multi-hit game on Sunday against the RockHounds. It was his fifth multi-hit effort in 18 games played during the month of July and first of the series against Midland. Over his last 47 games, Lawlar, the D-backs top rated prospect is hitting .305 (58-for-190) with 15 doubles, two triples, eight home runs, and 24 RBI. He's also drawn 23 walks over his last 47 games.

JUBILANT JULY: The Sod Poodles ended the month hitting a league-best .283 in 24 games with 53 doubles, seven triples, 43 home runs, and 152 RBI. The led the league in all offensive categories except triples, with Wichita hitting nine for the month. The team's .902 OPS was .093 points higher than Wichita's .809.

Deyvison De Los Santos hit .364 in 14 games for Amarillo with seven XBH and 10 RBI.

Jamison Hill won three of his five starts during the month, going 3-1 with a 4.18 ERA and was tied for second on the team behind Albright for the most strikeouts with 22. Conor Grammes appeared in seven games (2 starts) and posted a 1.69 ERA for the month. Kyle Backhus also posted a sub 2.00 ERA over his eight appearances, going 2-1 with a 1.80 ERA.

TIMMY TWO HITS TAWA: Tim Tawa ended his July with his seventh multi-hit effort in his 21 games, going 2-for-4 with a pair of runs scored for Amarillo on Sunday. Tawa finished the month hitting .253 (19-for-75) with a double and five home runs. His five home runs were tied for the fourth most by anyone on the active roster for the month.

SOD POODLES BREAKDOWN

At Home: 25-20
On the Road: 26-25
Day Games: 7-6
Night Games: 43-39
vs. RHP: 41-38
vs. LHP: 10-7
First Half: 34-35
Second Half: 17-10
April: 11-10
May: 10-16
June: 15-10
July: 15-9
August: 0-0
September: 0-0
Monday: 2-0
Tuesday: 5-9
Wednesday: 10-5
Thursday: 6-9
Friday: 4-11
Saturday: 14-4
Sunday: 10-7

Scoring First: 27-18
Opponent Scoring First: 24-27
Extra Innings: 2-3
Doubleheaders: 6-2
Commit An Error: 28-27
Commit No Errors: 23-18
Walk-Off Wins: 2
Walk-Off Losses: 3

vs. North 1st Half: 7-5
vs. South 1st Half: 27-30
vs. North 2nd Half: 12-6
vs. South 2nd Half: 5-4

Scoring 4+ Runs: 43-29
Opp. Scoring 4+ Runs: 21-43
Scoring 3 Or Fewer Runs: 8-16
Opp. Scoring 3 Or Fewer Runs: 30-2
Out-Hit Opponent/Tie: 42-15
Out-Hit By Opponent: 9-30
Lead After 6: 38-9
Trail After 6: 7-34
Tied After 6: 6-2
Lead After 7: 44-5
Trail After 7: 3-37
Tied After 7: 3-3
Lead After 8: 42-2
Trail After 8: 1-40
Tied After 8: 2-3

Series (W-L-T): 6-5-6

Game 1: 6-11
Game 2: 12-4
Game 3: 7-10
Game 4: 6-9
Game 5: 12-3
Game 6: 8-7
Series Sweeps: 1
Series Been Swept: 0



STARTING PITCHER



#30 LUKE ALBRIGHT - RHP

HEIGHT: 6'4"

WEIGHT: 215

B/T: R/R

AGE: 23 (12/13/1999 in Fishers, IN)

19 G

6-4

107/53 K/BB

4.96 ERA

LAST WIN: 7/26/23 @ MID

LAST SAVE: None

LONGEST 2023 OUTING: 6.0 IP (5x, Last: 7/26 @ MID)

LAST HOME RUN ALLOWED: 6/30/2023 vs. TUL (Diego Cartaya, 4th inning, 2-Run)

CAREER VS. CC: 4 G, 0-2, 9.39 ERA, 15.1 IP, 25 H, 17 R, 16 ER, 2 HR, 17 K, 7 BB, HB

Selected by the Arizona Diamondbacks in the 6th round of the 2021 MLB draft out of Kent State (Kent, OH).

He did not appear in a game in 2021 without logging at least three (3) K, posting a six (6) K game (8/29) in the process.

Spent the 2022 campaign (26 GS) in High-A Hillsboro, posting a 6-10 record and a 5.49 ERA (75 ER, 123.0 IP) while punching out 130 batters (9.5 K/9).

While with Hillsboro (4/10-9/10/22), he held the crown for strikeouts, games started and innings pitched while holding the two (2) spot for wins among qualified club mates.

Among D-Backs minor leaguers, his 130 punch outs last season was good for 4th best, his six (6) wins was tied 7th (25 GS), his 112 hits were the 2nd least allowed (120.0 IP), his 1.472 WHIP was the 7th lowest (120.0 IP) and his 9.5 K/9 is good for 3rd best (120.0 IP).

Through his first 19 starts, he ranks sixth among all qualified pitchers in the D-backs farm system with his 4.96 ERA while his .262 BAA also ranks 6th. He leads the organization in strikeouts (107) while his six wins are tied for the third most among D-backs farm hands in 2023.

CAREER STATS

YEAR	TEAM	W-L	ERA	G	GS	CG	SHO	IP	H	R	ER	HR	HB	BB	SO	WP	GIDP	BAA
2021	Visalia (A-)	2-0	3.47	6	6	0	0	23.1	21	10	9	3	1	11	22	2	3	.247
2022	Hillsboro (A+)	6-10	5.49	26	26	0	0	123.0	125	80	75	17	9	56	130	13	4	.262
2023	Amarillo (AA)	6-4	4.96	19	19	0	0	89.0	90	54	49	8	3	53	107	5	2	.262
MINOR LEAGUE TOTALS		14-14	5.09	51	51	0	0	235.1	236	144	133	28	13	120	259	20	9	.260

2023 HIGHS

INNINGS: 6.0 IP (5x, Last: 7/26 @ MID)

HITS: 9 (6/17 vs. SA)

RUNS: 7 (2x, Last: 6/17 vs. SA)

EARNED RUNS: 6 (2x, Last: 6/17 vs. SA)

STRIKEOUTS: 8 (3x, Last: 7/6 @ SPR)

WALKS: 5 (4/20 @ NWA)

HOME RUNS: 2 (3x, Last: 6/23 @ CC)

WINNING STREAK: 2 (2x, Last: 6/6-11 @ MID)

LOSING STREAK: 2 (7/14-20)

SHORTEST START: 2.0 IP (4/20 @ NWA)

PITCHES THROWN: 100 (2x, Last: 7/26 @ MID)

CAREER HIGHS

INNINGS: 7.0 IP (7/7/22 vs. EUG (HIL))

HITS: 9 (6/17/23 vs. SA)

RUNS: 7 (3x: Last: 6/17/23 vs. SA)

EARNED RUNS: 6 (5x: Last: 6/17/23 vs. SA)

STRIKEOUTS: 8 (3x, Last: 7/6/23 @ SPR)

WALKS: 5 (2x: Last: 4/20/23 @ NWA)

HOME RUNS: 2 (7x: Last: 6/23/23 @ CC)

WINNING STREAK: 2 (3x: Last: 6/6-11 @ MID)

LOSING STREAK: 2 (2x, Last: 7/14-20/23)

SHORTEST START: 2.0 IP (2x: Last: 4/20/23 @ NWA)

PITCHES THROWN: 100 (2x, Last: 7/26/23 @ MID)

2023 SPLITS

VS. RIGHT: .299/.382/.475, 61 H, 13 2B, 3B, 7 HR, 34 RBI, 68 K, 26 BB

VS. LEFT: .207/.325/.314, 29 H, 8 2B, 2 3B, HR, 10 RBI, 39 K, 27 BB

HOME: 8 G, 1-3, 7.68 ERA, .340 IP, 33 R, 29 ER, 43 H, 6 HR, 38 K, 23 BB

ROAD: 11 G, 5-1, 3.27 ERA, 55.0 IP, 20 ER, 47 H, 69 K, 30 BB

W/ RISP: .222/.320/.333, 24 H, 6 2B, 2 HR, 35 RBI, 41 K, 17 BB

DAY: 2 GS, 2-0, 11.0 IP, 5 H, 2 R, 2 ER, 14 K, 8 BB

NIGHT: 17 GS, 4-4, 78.0 IP, 52 R, 47 ER, 85 H, 8 HR, 93 K, 45 BB

TEAM W/L IN STARTS: 10-9

OPPOSING STARTER - RHP ANGEL MACUARE (0-1, 4.50 ERA)

CAREER VS. AMA: 2 G (1 GS), 0-0, 3.38 ERA, 8.0 IP, 6 H, 3 ER, 2 HR, 10 K, 2 BB

BATTER-PITCHER MATCH-UPS (ACTIVE ROSTER, 2023)

SOD POODLES VS. ANGEL MACUARE:

PLAYER	H	AB	AVG	XBH	HR	RBI	BB	SO
Vukovich, A	1	2	.500	1	1	1	1	1
Roberts, C	1	4	.250	1	1	2	0	2
De Los Santos, D	1	4	.250	0	0	0	0	1
Tawa, T	1	4	.250	0	0	0	0	1
Castillo, N	0	2	.000	0	0	0	0	2
Dalesandro, N	0	1	.000	0	0	0	0	1
Centeno, J	0	1	.000	0	0	0	0	0
Lawlar, J	0	1	.000	0	0	0	1	0

HOOKS VS. LUKE ALBRIGHT:

PLAYER	H	AB	AVG	XBH	HR	RBI	BB	SO
Aviles Jr, L	2	2	1.000	1	1	2	0	0
Correa, J	2	3	.667	1	0	1	1	0
Corona, K	4	8	.500	2	0	2	0	1
Stevens, C	2	6	.333	0	0	0	0	3
Daniels, Z	1	3	.333	1	1	2	0	1
Loperdifo, J	1	3	.333	1	0	0	1	1
Barber, C	2	9	.222	0	0	0	0	1
Stubbs, C	1	6	.167	0	0	1	3	2
Brewer, J	0	2	.000	0	0	0	0	1



#5 NICK DALESANDRO - OF					2023 HIGHS: Hits - 3, Runs - 2, RBI - 3, HR - 1, 2B - 1, 3B - 1, BB - 2, K - 3, SB - 2													
HEIGHT: 5'11"		WEIGHT: 175		B/T: R/R AGE: 26 (10/3/1996 in Joliet, IL)										2023 SPLITS:				
G	AVG	OBP	SLG	AB	R	H	2B	3B	HR	RBI	BB	SB/ATT	SO	V. RHP	V. LHP	HOME	AWAY	RISP
48	.234	.315	.310	145	22	34	4	2	1	12	17	14/17	36	.229	.259	.292	.188	.243
LAST GAME: 0-for-4						LAST HOME RUN: 7/4 @ SPR off Hence (Solo)							CURRENT HITTING: 0					
CC SERIES:						LAST MULTI-HIT GAME: 7/8 (2) @ SPR (2-for-4)							SEASON LONG HITTING: 13					
MID SERIES: 0-for-6, BB													CURRENT ON-BASE: 0					
													SEASON-LONG ON-BASE: 13					

- 🐾 Logged 42 combined games across three levels in 2019, hitting .256 (34-for-133), ending the year with a hit in 15 of his final 19 games played.
- 🐾 Played the entire 2021 season with High-A Hillsboro with 57 games behind the plate (53 GS), 15 games in RF (14 GS), and three games in LF (2 GS), hitting his first career HR on 6/9 vs TRI, an inside-the-park HR.
- 🐾 Posted his first 3-hit game in 2023 on June 15 vs SA....First 3-hit game since June 4, 2022 vs MID.
- 🐾 Hit his first home run of the 2023 season on July 4 @ SPR...Was just his fourth professional home run and third out of the park home run.
- 🐾 Logged the longest hit streak of his professional career with his 13-game stretch from May 28 - July 4....Previous career-long was nine games.

#13 DEYVISON DE LOS SANTOS - INF													2023 HIGHS: Hits - 3, Runs - 2, RBI - 3, HR - 1, 2B - 2, 3B - 1, BB - 2, K - 3, SB - 1					
HEIGHT: 6'1"			WEIGHT: 185		B/T: R/R		AGE: 20 (6/21/1993 in Santo Domingo, Dominican Republic)						2023 SPLITS:					
G	AVG	OBP	SLG	AB	R	H	2B	3B	HR	RBI	BB	SB/ATT	SO	V.RHP	V.LHP	HOME	AWAY	RISP
77	.235	.291	.358	302	41	71	8	1	9	37	22	3/3	82	.239	.220	.294	.174	.282
LAST GAME: 1-for-4, K						LAST HOME RUN: 7/19 vs WCH off Donato (Solo)								CURRENT HITTING: 3				
CC SERIES:						LAST MULTI-HIT GAME: 7/29 @ MID (2-for-5)								SEASON LONG HITTING: 12				
MID SERIES: 5-for-21, 2 2B, RBI, 2 BB, 2 R, 5 K														CURRENT ON-BASE: 16				
														SEASON-LONG ON-BASE: 16				

- 🐾 Is currently ranked as the D-backs' no.4-rated prospect
- 🐾 Back-to-back D-backs' Minor League Player of the Month in June and July, 2022.
- 🐾 Named the NWL Player of the Week (7/31/22), MiLB.com Organization All-Star (2022) and Single-A Postseason All-Star (Baseball America).
- 🐾 Won the batting title in the California League in 2022, hitting .329 in 78 games played for Visalia despite a promotion to Hillsboro on July 22, 2022.
- 🐾 Combined to hit .403 (75-for-186) with 12 doubles, two triples, nine home runs, 35 RBI in 46 games between Visalia and Hillsboro in June and July, 2022
- 🐾 Had a season-high 12-game hit streak (6/29 - 7/25) that included seven multi-hit games during the streak...Had a 14-game streak from 7/8-28/22

#11 JORDAN LAWLAR - INF						2023 HIGHS: Hits - 3, Runs - 4, RBI - 4, HR - 1, 2B - 2, 3B - 1, BB - 2, K - 4, SB - 3												
HEIGHT: 6'2"		WEIGHT: 190		B/T: R/R		AGE: 21 (7/17/2002 in Carrollton, TX)							2023 SPLITS:					
G	AVG	OBP	SLG	AB	R	H	2B	3B	HR	RBI	BB	SB/ATT	SO	V.RHP	V.LHP	HOME	AWAY	RISP
79	.251	.357	.459	307	64	77	19	3	13	40	43	28/32	82	.234	.348	.277	.226	.200
LAST GAME: 2-for-5, RBI, K						LAST HOME RUN: 7/16 vs FRI off Slaten (3-Run)								CURRENT HITTING: 1				
CC SERIES:						LAST MULTI-HIT GAME: 7/30 @ MID (2-for-5)								SEASON LONG HITTING: 9				
MID SERIES: 3-for-18, 2B, RBI, 6 R, 6 BB, HBP, 6 K														CURRENT ON-BASE: 20				
														SEASON-LONG ON-BASE: 20				

- 🐾 Made his professional debut on 8/21/21 after being selected 6th overall in the 2021 MLB Draft out of Jesuit High School (Dallas).
- 🐾 Currently ranked as the D-backs' no. 1-rated prospect and the no. 5 overall prospect by MLB Pipeline.
- 🐾 Appeared in 100 games across four levels in 2022, hitting .303 (18 2B, 7 3B, 16 HR) with 62 RBI and 57 walks.
- 🐾 Hit .278 (10-for-36) with a double, triple, two home runs, and seven RBI in 11 games in the Arizona Fall League in 2022... Broken Scapula ended his AFL.
- 🐾 Was hitting .162 through his first 32 games in 2023...In 47 games since May 23, he is hitting .305 (15 2B, 2 3B, 8 HR) with 47 runs scored and 24 RBI.
- 🐾 Was named to the 2023 SiriusXM MLB All-Star Futures Game
- 🐾 Hit Amarillo's fifth ever inside the park home run, doing so in game one of the DH on July 3 vs TUL...First ITP HR since Luis Basabe (6/19/21 vs WCH)

#43 IVAN MELENDEZ - INF					2023 HIGHS: Hits - 3, Runs - 3, RBI - 4, HR - 1, 2B - 1, 3B - 1, BB - 1, K - 4, SB --													
HEIGHT: 6'3"			WEIGHT: 225		B/T: R/R			AGE: 23 (1/24/2000 in El Paso, TX)					2023 SPLITS:					
G	AVG	OBP	SLG	AB	R	H	2B	3B	HR	RBI	BB	SB/ATT	SO	V. RHP	V. LHP	HOME	AWAY	RISP
12	.313	.358	.792	48	12	15	3	1	6	15	1	-/-	20	.238	.833	.308	.318	.308
LAST GAME: 2-for-4, 3B, 2B, 4 RBI, K						LAST HOME RUN: 7/23 vs WCH off McMahon (Solo)								CURRENT HITTING: 4				
CC SERIES:						LAST MULTI-HIT GAME: 7/29 @ MID (2-for-4)								SEASON LONG HITTING: 4				
MID SERIES: 7-for-22, 3B, 3 2B, 7 RBI, 3 R, 10 K														CURRENT ON-BASE: 4				
														SEASON-LONG ON-BASE: 4				

- 🐾 Selected by the Arizona Diamondbacks in the 2nd round (#43 overall) of the 2022 MLB Draft out of the University of Texas.
- 🐾 Currently ranked as the D-backs' no. 7-rated prospect
- 🐾 Began 2023 with High-A Hillsboro where he hit .270 in 58 games while setting the Hops single-season franchise-record with 18 HR...Was named NWL Player of the Week on June 25 after becoming the first Hops player to hit for the Cycle at Ron Tonkin Field on June 23 vs Everett.
- 🐾 Currently leads the D-backs' system with his 24 HR and hit a home run in each of his first three games (4 total) in Double-A, his fourth straight game with a HR including his final game in Hillsboro (7/9-18)...Has two separate stretches this year with a home run in four straight games.
- 🐾 Became just the second Amarillo player with more than one multi-HR game this season (A.J. Vukovich) doing so in his first seven games with Amarillo.

#7 CALEB ROBERTS - OF						2023 HIGHS: Hits - 3, Runs - 3, RBI - 4, HR - 2, 2B - 2, 3B - 1, BB - 4, K - 4, SB - 1													
HEIGHT: 6'1"			WEIGHT: 195		B/T: L/R		AGE: 23 (2/9/2000 in West Palm Beach, FL)						2023 SPLITS:						
G	AVG	OBP	SLG	AB	R	H	2B	3B	HR	RBI	BB	SB/ATT	SO	V. RHP	V. LHP	HOME	AWAY	RISP	
64	.250	.363	.508	236	51	59	13	6	12	44	39	9/11	79	.254	.229	.308	.202	.294	
LAST GAME: 1-for-3, RBI, BB, R, K						LAST HOME RUN: 7/23 vs WCH, off Rozek (Solo)						CURRENT HITTING: 2							
CC SERIES:						LAST MULTI-HIT GAME: 7/23 vs WCH (2-for-4)						SEASON LONG HITTING: 8							
MID SERIES: 4-for-19, 3B, 2B, 2 RBI, 3 BB, 2 R, HBP, 6 K												CURRENT ON-BASE: 2							
												SEASON-LONG ON-BASE: 19							

- 🐾 During his time in Hillsboro (4/8-9/4/2022), held down the two (2) spot for AVG (.234, 91-for-389), RBI (55), SLG (.380), 2B (24), XBH (36), TB (148) and R (57).
- 🐾 Had a season-high eight game hit streak in 2023 that includes six home runs, four doubles, a triple, and 12 RBI from June 24-July 3
- 🐾 Became the first Sod Poodle to ever homer in four straight games, doing so from June 30 - July 3...Has hit nine home runs since June 25 (25 G) including his first career grand slam on July 3...It was Amarillo's second in 2023, and the 13th overall in franchise-history.
- 🐾 Logged the second multi-HR game of his professional career on July 15 vs Frisco...Set his single-season career-high for HR during the performance.
- 🐾 Was named Texas League Player of the Week for June 26 - July 2 after hitting .438 (7-for-16) with 3 HR, 2 2B, 4 RBI, 3 BB, .550 OBP, 1.125 SLG vs Tulsa.

#10 TIM TAWA - OF

2023 HIGHS: Hits - 3, Runs - 3, RBI - 5, HR - 2, 2B - 2, 3B - 1, BB - 2, K - 3, SB - 1

HEIGHT: 6'0"

WEIGHT: 196

B/T: R/R

AGE: 23 (4/7/1999 in West Linn, OR)

2023 SPLITS:

G	AVG	OBP	SLG	AB	R	H	2B	3B	HR	RBI	BB	SB/ATT	SO	V. RHP	V. LHP	HOME	AWAY	RISP
79	.242	.318	.446	285	49	69	11	1	15	52	32	8/12	85	.245	.227	.274	.213	.274

LAST GAME: 2-for-4, 2 R

LAST HOME RUN: 7/22 vs WCH off Floyd (2-Run)

CURRENT HITTING: 1

CC SERIES:

LAST MULTI-HIT GAME: 7/30 @ MID (2-for-4)

SEASON LONG HITTING: 10

MID SERIES: 4-for-19, 2B, RBI, 2 BB, 6 R, 5 K

CURRENT ON-BASE: 1

SEASON-LONG ON-BASE: 13

Made his professional debut with the ACL D-Backs (7/31/2021) where he logged two games and went 2-for-5 (.400 AVG) with a HR, 3 RBI, R and 2 BB.

During his stretch in Hillsboro (4/8-6/22/2022), held the crown for AVG (.282), HR (8), RBI (30), OBP (.377), SLG (.441), H (60), TB (94), R (32).

Recorded his first career multi-HR game on 6/29 vs TUL, going 2-for-4 with two HR and five RBI...His five RBI also tied his career-high (June 17, 2021)

Hit his first career grand slam on July 9 on the road in Springfield...Included his second five RBI game in 2023 and third overall in his professional career.

He hit his 14th home run of the season on July 15 against Frisco which set a single-season career-high for home runs by the former Stanford Cardinal.

#1 KEVIN VICUNA - INF

2023 HIGHS: Hits - 1, Runs - 1, RBI - 3, HR - 1, 2B - 1, 3B - 0, BB - 2, K - 2, SB - 0

HEIGHT: 6'0"

WEIGHT: 140

B/T: R/R

AGE: 25 (1/14/1998 in Puerto La Cruz, Venezuela)

2023 SPLITS:

G	AVG	OBP	SLG	AB	R	H	2B	3B	HR	RBI	BB	SB/ATT	SO	V. RHP	V. LHP	HOME	AWAY	RISP
18	.163	.281	.265	49	6	8	2	0	1	5	7	0/0	13	.159	.200	.250	.121	.176

LAST GAME: 1-for-4, R, K

LAST HOME RUN: 5/14/23 vs. MID, G1 off Leal

CURRENT HITTING: 2

CC SERIES:

LAST MULTI-HIT GAME: 9/18/22 @ ALT (REA) (2-for-5)

SEASON LONG HITTING: 3

MID SERIES: 1-for-4, R, K

CURRENT ON-BASE: 2

SEASON-LONG ON-BASE: 5

Signed by the Arizona Diamondbacks as a minor league free agent on 5/3/23.

Former Mid-Season All-Star (2018, Lancaster JetHawks).

Entering his eighth season of pro ball, having split time in the Toronto Blue Jays, Philadelphia Phillies and now the D-backs farm system.

In his debut 2015 season with the DSL Blue Jays, he slashed .268/.354/.304 with three doubles and triples, 20 RBI and 10 swiped bags in 62 games.

Went 35 games since 8/3/2022 without multiple RBI in a contest before earning a three-RBI performance on 5/14/23 which were also his first three RBI in Amarillo threads while also blasting his first home run as a Sod Poodle in the same day.

#19 A.J. VUKOVICH - INF

2023 HIGHS: Hits - 3, Runs - 4, RBI - 7, HR - 3, 2B - 2, 3B - 1, BB - 2, K - 4, SB - 1

HEIGHT: 6'5"

WEIGHT: 210

B/T: R/R

AGE: 22 (7/20/2001 in Mukwonago, WI)

2023 SPLITS:

G	AVG	OBP	SLG	AB	R	H	2B	3B	HR	RBI	BB	SB/ATT	SO	V. RHP	V. LHP	HOME	AWAY	RISP
80	.264	.327	.513	318	64	84	17	4	18	69	27	11/14	99	.276	.211	.307	.232	.316

LAST GAME: 0-for-4, K

LAST HOME RUN: 7/22 vs WCH off Adams (Solo)

CURRENT HITTING: 0

CC SERIES:

LAST MULTI-HIT GAME: 7/29 @ MID (3-for-5)

SEASON LONG HITTING: 11

MID SERIES: 6-for-25, 3B, 3 RBI, 3 BB, 3 R, 6 K

CURRENT ON-BASE: 0

SEASON-LONG ON-BASE: 16

After being drafted 119th overall out of high school, the D-Backs' number 11 prospect made his professional debut with the Visalia Rawhide on 5/4/2021.

While in Visalia (62 G, 5/4-8/1/2021) he tied 1st in 2B (15) and XBH (26), led the team in AVG (.259) and H (64) while coming in 2nd for RBI (42), SLG (.449) and R (42).

During his brief stint with the Sod Poodles at the end of last season (9/6-9/18/2022), earned the crown for hits (13) and shared the throne for TB (19) and homers (2).

He earned the 5th best batting average (.276, 129-for-468) in the D-backs organization among players with at least 115 games played in 2022.

Hit the first Grand Slam for Amarillo in 2023 (6/4 vs SPR) and was the first AMA player in 2023 with a multi-HR effort in the same game (2, 6/10 @ MID)

Became just the second player in Sod Poodles history with a three-HR game, doing so on July 3 vs TUL joining Edward Olivares (May 5, 2019)... It was the first three-HR game of his professional career. He also set a career-high with seven RBI which also tied the Sod Poodles franchise-high (Dominic Fletcher, 5/8/2022)

TEAM BATTING

OVERALL

AVG	G	AB	R	H	TB	2B	3B	HR	RBI	BB	SO	SB	CS	OBP	SLG	OPS
.269	96	3234	579	870	1488	179	26	129	536	363	899	131	38	.350	.460	.810

MONTHLY

APRIL	.260	21	718	120	187	307	33	6	25	112	79	214	35	8	.336	.428	.764
MAY	.236	26	845	123	199	319	41	5	23	114	95	231	33	9	.318	.378	.696
JUNE	.296	25	883	170	261	443	52	8	38	158	95	232	32	10	.375	.502	.877
JULY	.283	24	788	166	223	419	53	7	43	152	94	222	31	11	.370	.532	.902
AUGUST	-	-	-	-	-	-	-	-	-	-	-	-	-	-	-	-	-
SEPTEMBER	-	-	-	-	-	-	-	-	-	-	-	-	-	-	-	-	-

HOME VS. ROAD

HOME	.302	45	1519	320	458	833	95	11	86	305	148	415	68	13	.372	.548	.920
ROAD	.240	51	1715	259	412	655	84	15	43	231	215	484	63	25	.332	.382	.714

SITUATIONAL SPLITS

	AVG	G	AB	H	TB	2B	3B	HR	RBI	BB	SO	OBP	SLG	OPS
VS RIGHT	.270	96	2684	726	1253	154	20	111	456	312	747	.355	.467	.822
VS LEFT	.262	50	550	144	235	25	6	18	80	51	152	.328	.427	.755
W/ RISP	.282	96	956	270	461	58	11	37	405	140	279	.375	.482	.857
TEAM IS AHEAD	.261	74	1291	337	554	87	11	36	206	148	360	.348	.429	.777
TEAM IS BEHIND	.281	73	1282	360	618	59	8	61	231	154	346	.365	.482	.847

HOME RUNS

MULTI-RBI GAMES

MULTI-HIT GAMES

PLAYER	SOLO	2R	3R	GS	TOTAL	2	3	4	5+	TOTAL	2	3	4	5+	TOTAL
Beer	4	2			6	8	1			9	9	1	2		12
Bliss	8	3	1		12	8	3			11	23	12			35
Carrion						1				1					
Castillo	5	2	3		10	3	3	1		7	8	4			12
Centeno	1				1	3				3	12	2			14
D'Orazio											2	1			3
Dalesandro	1				1		1			1	6	2			8
De Los Santos	3	5	1		9	4	3			7	17	4			21
Del Castillo	6	4	2		12	5	3	2		10	16	1			17
Duzenack	4		1	1	6	7	3	1		11	10	6			16
English	4	1	1		6	3	1	1		5	5				5
Enriquez						3				3	4	1	1		6
Guzman		1			1	1	1			2	1	1			2
Lawlar	5	6	2		13	5	2	1		8	15	4			19
Melendez	4	2			6	2		2		4	4	1			5
Roberts	6	4	1	1	12	8	3	1		12	14	3			17
Tawa	8	4	2	1	15	7	2		2	11	18	3			21
Vicuña			1		1		1			1					
Vukovich	11	3	3	1	18	3	7	3	2	15	16	6			22
Watkins						1				1					
TOTALS:	70	37	18	4	129	72	34	12	4	121	179	52	3	0	234

HOME RUN VARIANTS

WALK-OFF HR (0):

BACK-TO-BACK HR (6): English/Vukovich (4/16 vs. CC, 7th inning); Roberts/Vukovich (6/3 (1) vs. SPR, 6th inning); Del Castillo/De Los Santos (6/13 vs SA, 7th inning); Beer/Roberts (7/1 vs TUL, 6th inning); Lawlar/Vukovich (7/3 (1) vs TUL, 1st inning); Roberts/Melendez (7/23 vs WCH, 1st inning);

MULTI-HR GAMES (5): Melendez (2x, 7/18 vs WCH, 7/23 vs WCH); Vukovich (6/10 @ MID); Tawa (6/29 vs TUL); Roberts (7/15 vs FRI)

THREE-HR GAMES (1): Vukovich (7/3 (1) vs TUL)

EXTRA-INNING HR (0):

GRAND SLAMS (4): Vukovich (6/4 vs. SPR, 5th inning); Roberts (7/3 (2) vs TUL, 5th inning); Tawa (7/9 @ SPR, 3rd inning); Duzenack (7/30 @ MID, 7th inning)

INSIDE-THE-PARK HR (1): Lawlar (7/3 (1) vs TUL, 1st inning)

PINCH-HIT HR (0):

HR IN CONSECUTIVE GAMES (18): Vukovich (4x: 5/5-6 @CC; 6/1-6/3 G1 vs SPR; 6/17-18 vs SA; 7/21-22 vs WCH); Del Castillo (3x: 5/30-31 vs. SPR; 6/8-10 @ MID; 7/8 @ SPR); Bliss (2x: 5/5-6 @ CC; 6/10 @MID - 6/13 vs SA), Tawa (2x: 5/28 @ SA - 5/30 vs. SPR; 6/3/4 vs. SPR); Roberts (2x: 6/25 @ CC, 6/28 vs TUL; 6/30-7/1 vs TUL) Lawlar (4/15 vs. CC - 4/18 @ NWA); English (4/23 @ NWA - 4/25 vs. FRI); Melendez (7/14-15 vs FRI); Castillo (7/15-16 vs FRI); De Los Santos (7/18-19 vs WCH)

HR IN THREE CONSECUTIVE GAMES: (2): Melendez (7/14-15 vs FRI, 7/18 vs WCH); Castillo (7/15-16 vs FRI, 7/18 vs WCH)

HR IN FOUR CONSECUTIVE GAMES (1): Roberts (6/30 - 7/3 vs TUL)

LEAD OFF HR (8): Bliss (6x: 4/27 vs. FRI; 5/10 vs. MID; 5/18 @ FRI; 6/10 @ MID; 6/13 vs SA; 6/22 @ CC); Tawa (6/4 vs. SPR); Duzenack (6/11 @ MID)

STARTS BY BATTING ORDER (TEAM RECORD)										STARTS BY POSITION (TEAM RECORD)								
PLAYER	1	2	3	4	5	6	7	8	9	C	1B	2B	3B	SS	LF	CF	RF	DH
Beer			3-1	27-16							26-16							4-1
Bliss	32-36											26-29		5-5				2-2
Carrion									1-0						1-0			
Castillo						1-0	6-4	13-20	11-6		2-3				4-4	5-7	18-9	2-7
Centeno		1-2	2-1	0-2		5-0	7-4	8-7	4-5	18-10								9-11
D'Orazio								3-1	3-3	5-2								1-2
Dalesandro							2-2	4-1	17-18	0-1					4-1	14-17	5-2	
De Los Santos				10-9	12-19	17-8	1-1				10-10		29-25					1-2
Del Castillo		1-0	0-2	4-4	16-8	4-10	6-8			17-24								14-8
Duzenack	12-5	3-1				0-2	2-4	4-4	5-0			6-5	3-6	7-3	6-1	2-1	2-0	
English			7-5	1-0	1-1		1-0	1-1			8-3				1-2			2-2
Enriquez	1-1	0-1	4-8	0-1	1-0	1-0	3-7	7-2	2-6							2-0	15-24	2-2
Guzman							2-3		2-2						3-4		1-1	
Lawlar	1-0	41-37												39-36				2-1
Melendez				3-2	4-3						2-2		5-3					
Roberts	4-1	3-1	8-13	1-1	2-4	3-4	12-5	0-1		11-8	2-5				11-11		2-4	7-2
Tawa	1-2	2-3		1-1	9-6	12-14	9-7	7-4				19-11	1-4		7-6	9-10	3-3	2-2
Vicuña								4-4	4-3				4-1	0-1	1-5		3-0	0-1
Vukovich			27-15	4-9	6-4	8-7					1-6		9-6		12-10	19-10	2-1	2-2
Watkins									2-2						1-1		0-1	1-0

8+ GAME HITTING STREAKS (CURRENT IN BOLD)		
PLAYER	LENGTH / DATES	STREAK STATS
Castillo	14 G, 6/4-28	.352 (19-for-54), 3 HR, 2 2B, 3B, 12 RBI, 12 R, 4 SB
Dalesandro	13 G, 5/28-7/4	.409 AVG (18-for-44), HR, 2 2B, 2 3B, 5 RBI, 4 BB, 6 SB, 10 R
De Los Santos	12 G, 6/29-7/25	.408 (20-for-49), 2 HR, 2 2B, 3B, 11 RBI, 10 R, BB
Duzenack	12 G, 6/15-7/4	.449 AVG (22-for-49) 5 2B, 3 HR, 14 RBI, 13 R, 4 BB
English	12 G, 4/19-5/2	.370 AVG (17-for-46), 6 2B, 4 HR, 16 RBI, 7 BB, 8 R
Vukovich	11 G, 4/29-5/16	.348 AVG (16-for-46), 3 2B, 3 HR, 3B, 9 RBI, BB, 9 R
Bliss	10 G, 4/6-4/19	.438 AVG (21-for-48), 3 2B, 2 3B, HR, 8 RBI, 8 R
Del Castillo	10 G, 5/19-5/31	.406 AVG (13-for-32), 2 2B, 2 HR, 8 RBI, 9 BB, 7 R
Tawa	10 G, 5/28-6/15	.395 AVG (15-for-38), 4 HR, 2 2B, 10 RBI, 3 BB, 6 R
Bliss	9 G, 6/8-18	.395 AVG (17-for-43), 3 HR, 4 2B, 3B, 13 RBI, 10 R
Bliss	9 G, 5/4-5/14	.459 (17-for-37), 4 2B, 4 HR, 8 RBI, 4 BB, 10 R, 3 SB
Bliss	9 G, 5/23-6/3	.357 AVG (15-for-42), 2B, 3B, 2 BB, 3 RBI, 6 SB, 8 R
Lawlar	9 G, 6/6-15	.410 AVG (16-for-39), 2 HR, 4 2B, 3B, 4 RBI, 4 BB, 14 R
Lawlar	9 G, 5/23-6/3	.389 AVG (14-for-36), 3 2B, 2 HR, 3 BB, 6 RBI, 3 SB, 6 R
Bliss	8 G, 6/28-7/6	.424 AVG (14-for-33), 6 2B, HR, 4 RBI, 7 BB, 9 SB, 11 R
Bliss	8 G, 4/21-5/2	.412 AVG (14-for-34), 5 2B, HR, 6 RBI, 2 BB, 10 R, 2 SB
Centeno	8 G, 6/9-30	.286 AVG (10-for-35) 2 2B, 3 R

MULTI-RUN INNINGS		
RUNS	NO. OF TIMES	LAST
2	67	7/29 @ MID, 9th inning
3	29	7/26 @ MID, 6th inning
4	23	7/30 @ MID, 7th inning
5	8	7/18 vs WCH, 3rd inning
6	7	7/15 vs FRI, 3rd inning
7	5	6/29 vs TUL, 1st inning
8+	-	

SCORE BY INNING												
	1	2	3	4	5	6	7	8	9	10	11+	TOTAL
OPP	75	57	67	56	84	87	64	40	36	2	3	570
AMA	70	57	72	58	64	63	95	64	31	3	2	579

ERRORS BY POSITION		
POSITION	SOD POODLES	OPPONENT
C	12	8
1B	6	8
2B	13	7
3B	15	12
SS	10	14
LF	2	2
CF	3	3
RF	3	3
P	8	11
TOTAL	72	68

CATCHER'S BOX (W/L BASED ON STARTS)						
PLAYER	CS	SB	ATT	CS %	PB	W-L
Centeno	5	23	28	.179	3	18-10
D'Orazio	3	6	9	.333	0	5-2
Dalesandro	0	4	4	.000	0	0-1
Del Castillo	14	38	52	.269	7	17-24
Roberts	7	21	28	.250	4	11-8
TOTAL	29	92	121	.240	14	51-45

TEAM FIELDING						
%	G	PO	A	E	DP	PB
.979	96	2490	802	72	61	14

NOTABLE GAMES



AMARILLO HAVE 5 OR FEWER HITS		
DATE	HITS	OPPONENT
4/15	4	CC
4/20	4	@NWA
4/22	3	@NWA
4/27	5	FRI
5/2	5	@CC
5/4	2	@CC
5/12	5	MID
5/14 (G2)	4	MID
5/16	2	@FRI
5/18	2	@FRI
5/19	4	@FRI
5/21	4	@FRI
5/26	5	@SA
6/20	4	@CC
7/8 (1)	5	@ SPR
7/20	5	vs WCH
7/21	5	vs WCH
TOTAL: 17 (6 HOME, 11 ROAD)		

OPPONENTS HAVE 5 OR FEWER HITS		
DATE	HITS	OPPONENT
4/7	3	@FRI
4/19	2	@NWA
4/20	4	@NWA
4/27	5	FRI
5/2	3	@CC
5/3	5	@CC
5/4	5	@CC
5/14 (G1)	2	MID
5/21	3	@FRI
5/26	5	@SA
5/27	2	@SA
5/30	3	SPR
6/1	5	SPR
6/3 (G2)	4	SPR
6/7	3	@MID
6/11	3	@ MID
6/24	5	@ CC
6/25	5	@ CC
7/15	5	vs FRI
7/16	3	vs FRI
TOTAL: 20 (7 HOME, 13 ROAD)		

AMARILLO HAVE 10 OR MORE RUNS		
DATE	RUNS	OPPONENT
4/12	13	CC
4/14	10	CC
4/26	12	FRI
4/29	11	FRI
5/5	12	@CC
5/14 (G1)	10	MID
6/8	12	@MID
6/10	13	@ MID
6/13	15	vs SA
6/29	12	vs TUL
7/1	12	vs TUL
7/3 (1)	15	vs TUL
7/3 (2)	10	vs TUL
7/15	11	vs FRI
7/18	10	vs WCH
TOTAL: 15 (12 HOME, 3 ROAD)		

OPPONENTS HAVE 10 OR MORE RUNS		
DATE	RUNS	OPPONENT
4/6	12	@FRI
4/12	10	CC
4/14	13	CC
4/16	11	CC
4/18	16	@NWA
4/26	11	FRI
4/28	12	FRI
4/30	12	FRI
5/6	12	@CC
5/9	11	MID
5/11	16	MID
5/14 (G2)	13	MID
5/17	10	@FRI
5/23	14	@SA
5/31	13	SPR
6/10	10	@MID
6/15	11	vs SA
6/16	12	vs SA
6/18	11	vs SA
6/20	12	@CC
7/1	10	vs TUL
7/23	12	vs WCH
7/28	10	@ MID
TOTAL: 23 (15 HOME, 8 ROAD)		

EXTRA INNING GAMES (5) 2-3

DATE	OPP	RESULT	SCORE	W	L	S	TIME
4/20	@NWA	W (10)	3-2	Otanez, M (1-0)	Biasi, D (1-1)	Rice, J (1)	3:08
4/26	FRI	W (10)	12-11	Workman, B (1-0)	Church, M (0-1)	-	3:24
5/20	@FRI	L (10)	8-7	Kelly, A (2-0)	Stumpo (0-1)	-	3:26
6/3 (G1)	SPR	L (8)	5-4	Roycroft, C (1-0)	Backhus, K (0-1)	Granillo, A (2)	2:26
6/30	TUL	L (13)	7-6	Fisher, B (5-1)	Grammes, C (2-2)	-	3:42

PINCH HITTER TOTALS

PLAYER	DATE	SITUATION	RESULT
Watkins	5/9	Bot. 8, 2 outs	Triple
Tawa	6/30	Bot 8, 1 out	Sac Fly
Beer	6/30	Bot 11, 0 out	Sac Fly
Vicuña	7/20	Bot 9, 0 out	E 9

DOUBLEHEADERS (4) 6-2

DATE	OPP	RESULT	SCORE	W	L	S	TIME
5/14 (1)	MID	W	10-1	Albright, L (2-2)	Ginn, J (0-2)	-	1:40
5/14 (2)	MID	L	13-1	Tomioka, S (1-0)	Hill, J (0-3)	-	2:32
6/3 (1)	SPR	L (8)	5-4	Roycroft, C (1-0)	Backhus, K (0-1)	Granillo, A (2)	2:26
6/3 (2)	SPR	W	6-1	Olivero, D (2-4)	Hernandez, K (5-2)	-	1:39
7/3 (1)	TUL	W	15-7	Olivero, D (5-5)	Casparius, B (0-3)	-	1:54
7/3 (2)	TUL	W	10-9	Montes De Oca, C (1-1)	Sublette, R (1-3)	Green, J (4)	2:26
7/8 (1)	@ SPR	W	4-3	Hill, J (3-4)	Pereira, W (5-5)	Pope, A (1)	2:07
7/8 (2)	@ SPR	W	7-6	Backhus, K (4-3)	Pope, B (1-2)	Green, J (5)	2:16










WALK-OFF WINS

DATE	SCORE	GAME-WINNING PLAY
4/26	12-11 (10th)	Lawlar RBI-double
6/1	3-2 (7th)	Duzenack two RBI Single

SHUTOUTS (7) 5-2

DATE	OPP	RESULT	SCORE	W	L	S	TIME
4/19	@NWA	W	5-0	Jarvis, B (2-1)	Veneziano, A (1-1)	-	2:29
4/21	@NWA	L	5-0	Hoffmann, A (2-1)	Hill, J (0-1)	-	2:26
4/22	@NWA	L	5-0	Marsh, A (1-0)	Patrick, C (0-3)	-	2:14
5/3	@CC	W	3-0	Pope, A (1-0)	Kouba, R (1-1)	Backhus, K (4)	2:15
5/27	@SA	W	1-0	Patrick, C (2-5)	Snider, D (0-3)	-	2:30
6/7	@MID	W	4-0	Green, J (1-0)	Cusick, R (3-3)	-	2:35
7/16	vs FRI	W	8-0	Lin, Y (1-0)	Bremer, N (0-1)	-	2:24

#14 KYLE BACKHUS - LHP 2023 HIGHS: IP - 2.0, K - 4, BB - 2, H - 3, R - 5, ER - 5										RECENT APPEARANCES											
HEIGHT: 6'4"		WEIGHT: 185		B/T: L/L		AGE: 25 (1/31/1998 in New Waverly, TX)				DATE	DEC	P-S	IP	H	R	ER	HR	BB	SO	IR/S	
33 G		4-3		7/10 SV/SVO		50/20 K/BB		4.22 ERA		6/18	ND	21-16	1.0	2	1	1	1	0	2	0/0	
OVERALL: 33 G, 21 GF, 42.2 IP, 44 H, 20 ER, 6 HR, 50 K, 20 BB JULY: 8 G, 2-1, 1.80 ERA, SV, 4 GF, 10.0 IP, 11 H, 3 R, 2 ER, 11 K, 7 BB										6/22	W (1) BS (2)	44-28	2.0	1	1	1	0	2	2	0/0	
LAST 10 G: 3-1, 3.46 ERA, SV, 6 GF, 13.0 IP, 16 H, HR, 5 ER, 14 K, 18 BB VS CC: 6 G, 1-0, 5.00 ERA, 5 GF, 2 SV, 9.0 IP, 8 H, 5 ER, HR, 11 K, 3 BB										6/25	ND	21-13	1.0	2	2	2	0	1	2	0/0	
<div>Named as a D-backs Organization All-Star last season by MiLB.com</div> <div>Allowed no earned runs in 30 of his 40 appearances in 2022 and logged his season high 2.0 IP 11 separate times.</div> <div>From 5/14-8/26/2022 (34.2 IP), he held his opponent to 0 earned runs in 22 out of 26 straight appearances, allowing just seven (7) earned runs total (1.84 ERA)</div> <div>Ranks second in the D-backs' organization in saves (13) since the start of the 2022 season.</div>										6/28	W (2)	32-21	2.0	3	1	1	1	0	1	0/0	
										7/1	W (3)	45-26	2.0	1	0	0	0	0	1	3	0/0
										7/4	L (3) BS (3)	29-20	1.0	3	3	2	0	1	1	0/0	
										7/8 (2)	W (4)	18-10	1.0	0	0	0	0	0	2	1	0/0
										7/16	ND	12-8	1.0	1	0	0	0	0	1	1	0/0
										7/19	S (7)	28-15	1.1	1	0	0	0	0	1	1	1/0
										7/23	ND	18-12	1.0	1	0	0	0	0	1	1	0/0
7/28	ND	34-26	1.2	3	0	0	0	0	0	3	2/2										
7/30	ND	19-12	1.0	1	0	0	0	0	0	0	0/0										
2023 SPLITS		VS. RHB: .281/.344/.474, 32 H, 5 HR, 5 2B, 3B, 16 RBI, 34 K, 10 BB HOME: 15 G, 2-2, 6.75 ERA, 3 SV, 18.2 IP, 20 H, 15 R, 14 ER, 6 HR, 24 K, 11 BB W/ RISP: .189/.218/.340, 10 H, HR, 3 2B, 3B, 16 RBI, 18 K, BB					VS. LHB: .207/.333/.328, 12 H, 4 2B, HR, 6 RBI, 16 K, 10 BB AWAY: 18 G, 2-1, 2.25 ERA, 13 GF, 4 SV, 24.0 IP, 24 H, 6 ER, 26 K, 9 BB					LAST WIN: 7/8/23 (2) @ SPR LAST LOSS: 7/4/23 @ SPR LAST SAVE: 7/19/23 vs WCH									
#38 CONOR GRAMMES - RHP 2023 HIGHS: IP - 3.0, K - 5, BB - 4, H - 4, R - 3, ER - 2										RECENT APPEARANCES											
HEIGHT: 6'1"		WEIGHT: 200		B/T: R/R		AGE: 26 (7/13/1997 in McLean, VA)				DATE	DEC	P-S	IP	H	R	ER	HR	BB	SO	IR/S	
18 G		3-2		0/2 SV/SVO		35/17 K/BB		2.84 ERA		6/18	ND	14-12	2.0	2	1	1	0	0	2	0/0	
OVERALL: 18 G, 2 HLD, 5 GF, 25.1 IP, 24 H, 8 ER, 2 HR, 35 K, 17 BB JULY: 7 G, 1-0, 1.69 ERA, 10.2 IP, 13 H, 6 R, 2 ER, HR, 18 K, 3 BB, HB										6/20	ND	6-4	1.0	0	0	0	0	0	0	0/0	
LAST 10 G: 1-1, 2.70 ERA, 2 GS 13.1 IP, 16 H, 4 ER, 2 HR, 23 K, 6 BB VS. CC: 2 G, 0-0, 10.80 ERA, GF, 0/1 SVO, 1.2 IP, 2 H, 3 R, 2 ER, HR, 2 K, BB										6/22	BS (2)	27-14	0.2	2	3	2	1	1	2	0/0	
<div>Selected by the Arizona Diamondbacks 5th round of the 2019 MLB draft out of Xavier University (Cincinnati, OH).</div> <div>In games where he logged at least 2.0 innings on the bump (6 G) in 2022, he also posted his most single-game strikeouts, encompassing both of his five (8/4 & 8/13) and four K (8/9 & 8/30) performances.</div> <div>Across a 12 game stretch, he logged at least two strikeouts in all but one relief appearances from 7/15-9/3/22 (19.0 IP), logging 36 total punch outs (17.1 K/9) across the stretch.</div>										6/28	ND	23-12	1.0	0	0	0	0	1	2	0/0	
										6/30	L (2)	15-9	1.0	1	1	0	0	0	1	1	0/0
										7/5	ND	22-12	1.1	1	0	0	0	0	1	1	2/0
										7/9	ND	19-13	1.0	2	2	2	1	0	3	0	0/0
										7/15	ND	17-12	1.0	3	3	0	0	0	1	2	0/0
										7/19	W (3)	31-18	1.1	1	0	0	0	0	1	2	3/2
										7/23	ND	37-23	2.0	1	0	0	0	0	0	5	--
7/26	ND	12-8	1.0	1	0	0	0	0	0	1	0/0										
7/29	ND	46-32	3.0	4	1	0	0	0	0	4	--										
2023 SPLITS		VS. RHB: .163/.311/.204, 8 H, 2 2B, 4 RBI, 23 K, 9 BB, 61 PA HOME: 9 G, 2-2, 2.92 ERA, 12.1 IP, 12 H, 4 ER, 17 K, 12 BB W/ RISP: .171/.318/.171, 6 H, 10 RBI, 12 K, 7 BB, 44 PA					VS. LHB: .372/.471/.512, 16 H, 2 HR, 11 RBI, 12 K, 8 BB, 51 PA AWAY: 9 G, 1-0, 2.77 ERA, 2 HLD, 13.0 IP, 12 H, 2 HR, 4 ER, 18 K, 5 BB					LAST WIN: 7/19/23 vs. WCH LAST LOSS: 6/30/23 vs. TUL LAST SAVE: 5/21/23 @ EUG (A+)									
#35 DILLON LARSEN - LHP 2023 HIGHS: IP - 2.1, K - 2, BB - 2, H - 1, R - 0, ER - 0										RECENT APPEARANCES											
HEIGHT: 6'5"		WEIGHT: 230		B/T: R/L		AGE: 24 (7/9/1998 in Ellensburg, WA)				DATE	DEC	P-S	IP	H	R	ER	HR	BB	SO	IR/S	
2 G		0-0		- SV/SVO		2/3 K/BB		0.00 ERA		4/26	ND	10-5	0.1	0	0	0	0	1	0	3/1	
OVERALL: 2 G, 0-0, 2.2 IP, H, 3 BB, 2 K APRIL: 2 G, 0-0, 2.2 IP, H, 3 BB, 2 K										4/28	ND	37-20	2.1	1	0	0	0	2	2	2/1	
PREV. SERIES: SERIES VS. FRI: 2 G, 0-0, 2.2 IP, H, 3 BB, 2 K																					
<div>Entering his second professional season, signed by the Arizona Diamondbacks as a minor league free agent on May 13, 2022 out of Central Washington University.</div> <div>From 7/12-9/3/2022, he allowed just four (4) earned runs across 12 relief appearances (18.2 IP), good for a 1.99 ERA over the stretch with his 26 punch outs being good for a K/9 of 12.9</div>																					
2023 SPLITS		VS. RHB: .200/.200/.400, H, 2B HOME: 2 G, 0-0, 2.2 IP, H, 3 BB, 2 K W/ RISP: .000/.250/.000, 2 BB, K					VS. LHB: .000/.429/.000, 3 BB, 2 K AWAY:					LAST WIN: 7/28/22 @ EUG (A+) LAST LOSS: 9/6/22 @ EVE (A+) LAST SAVE: 8/28/22 @ VAN (A+)									
#24 - LHP WILL MABREV 2023 HIGHS: IP - 2.0, K - 2, BB - 2, H - 3, R - 2, ER - 2										RECENT APPEARANCES											
HEIGHT: 6'0"		WEIGHT: 185		B/T: L/L		AGE: 22 (9/23/00 in Cookeville, TN)				DATE	DEC	P-S	IP	H	R	ER	HR	BB	SO	IR/S	
5 G		1-0		1/1 SV/SVO		7/3 K/BB		3.68 ERA		7/14	ND	20-9	1.0	0	0	0	0	1	1	0/0	
OVERALL: 5 G, GF, 2 HLD, 7.1 IP, 5 H, 3 R, 3 ER, HR, 7 K, 3 BB, HB JULY: 5 G, 1-0, 3.68 ERA, GF, SV, 2 HLD, 7.1 IP, 5 H, 3 ER, HR, 7 K, 3 BB										7/18	S (1)	19-15	2.0	1	0	0	0	0	2	2/0	
LAST 10 G: 1-0, 3.68 ERA, GF, 2 HLD, 7.1 IP, 5 H, 3 R, 3 ER, HR, 7 K, 3 BB, HB VS. CC: --										7/21	H (1)	31-17	1.1	3	2	2	1	2	1	0/0	
<div>Selected by the Arizona Diamondbacks in the 6th round of the 2022 MLB Draft out of the University of Tennessee</div> <div>Following the draft, was placed on the 60-day IL</div> <div>Made his professional debut on April 6, 2023 with Low-A Visalia...In 9 games, went 2-0 with a 3.95 ERA over 13.2 IP</div> <div>Appeared in 18 games with High-A Hillsboro going 1-1 with a 2.33 ERA over 27.0 IP and had 31 K to just five walks.</div>										7/25	ND	20-13	1.0	1	1	1	0	0	1	0/0	
										7/29	W (1)	20-13	2.0	0	0	0	0	0	0	2	0/0
2023 SPLITS		VS. RHB: .125/.300/.313, 2 H, HR, RBI, 3 K, 3 BB, 21 PA HOME: 3 G, 0-0, 4.15 ERA, 1/1 SVO, HLD, 4.1 IP, 4 H, 2 ER, HR, 4 K, 3 BB W/ RISP: .111/.200/.111, H, RBI, 2 K, BB, 11 PA					VS. LHB: .300/.300/.400, 3 H, 2B, RBI, 4 K, 10 PA AWAY: 2 G, 1-0, 3.00 ERA, 3.0 IP, H, ER, 3 K					LAST WIN: 7/29/23 @ MID LAST LOSS: 6/3/23 @ EVE (A+) LAST SAVE: 7/18/23 vs WCH									
#40 CHRISTIAN MONTES DE OCA - RHP 2023 HIGHS: IP - 2.1, K - 3, BB - 2, H - 5, R - 4, ER - 3										RECENT APPEARANCES											
HEIGHT: 6'4"		WEIGHT: 230		B/T: R/R		AGE: 23 (8/30/1999 in Santo Domingo, Dominican Republic)				DATE	DEC	P-S	IP	H	R	ER	HR	BB	SO	IR/S	
28 G		1-2		2/4 SV/SVO		32/18 K/BB		5.06 ERA		6/4	H (5)	22-12	0.1	1	1	1	0	2	1	0/0	
OVERALL: 28 G, 7 HLD, 12 GF, 37.1 IP, 34 H, 21 ER, 4 HR, 32 K, 18 BB JULY: 8 G, 1-1, 4.50 ERA, 3 GF, HLD, 0/1 SV, 12.0 IP, 14 H, 6 ER, 3 HR, 11 K, 4 BB										6/8	ND	24-12	2.0	0	0	0	0	1	0	0/0	
LAST 10 G: 1-1, 3.60 ERA, 2 HLD, 15.0 IP, 14 H, 3 HR, 6 ER, 13 K, 5 BB VS. CC: 4 G, 0-0, 2.25 ERA, 3 GF, SV, 4.0 IP, H, ER, 4 K, BB										6/11	H (6)	18-11	1.0	0	0	0	0	0	1	0/0	
<div>Allowed runs in just two of his 10 games with Low-A Visalia to begin his professional career in 2022.</div> <div>Made his professional debut on 4/21/2022 vs. San Jose tossing two scoreless innings where he struck out five batters.</div> <div>Was a perfect 13-for-13 in save opportunities, tied for the most in the Diamondbacks farm system in 2022.</div> <div>By April's end, he earned a 1.02 WHIP and a .139 BAA (5-for-36) in seven relief appearances (10.2 IP).</div>										6/30	ND	20-14	2.0	0	0	0	0	0	1	0/0	
										7/3 (2)	W (1)	38-24	2.0	2	1	1	1	1	3	0/0	
										7/6	L (2) BS (2)	27-17	1.0	3	4	3	1	2	0	0/0	
										7/9	H (7)	33-21	2.0	2	0	0	0	0	1	1	0/0
										7/15	ND	18-14	2.0	0	0	0	0	0	1	0/0	
										7/20	ND	19-14	1.0	1	0	0	0	0	1	0/0	
										7/23	ND	33-26	2.0	4	2	1	0	0	2	1/1	
7/27	ND	9-6	1.0	0	0	0	0	0	0	1	0/0										
7/30	ND	24-15	1.0	2	2	1	1	0	2	0/0											
2023 SPLITS		VS. RHB: .169/.213/.270, 15 H, 2 HR, 2B, 3B, 7 RBI, 25 K, 4 BB HOME: 13 G, 1-0, 5.79 ERA, 18.2 IP, 20 H, 12 ER, HR, 17 K, 9 BB W/ RISP: .304/.365/.370, 14 H, 3 2B, 15 RBI, 15 K, 4 BB					VS. LHB: .365/.493/.577, 19 H, 5 2B, 2 HR, 15 RBI, 7 K, 14 BB AWAY: 15 G, 0-2, 4.34 ERA, 6 HLD, 18.2 IP, 14 H, 9 ER, 3 HR, 15 K, 9 BB					LAST WIN: 7/3/23 (2) vs TUL LAST LOSS: 7/5/23 @ SPR LAST SAVE: 7/18/23 vs WCH									
#41 MICHEL OTANEZ - RHP 2023 HIGHS: IP - 2.0, K - 3, BB - 3, H - 3, R - 5, ER - 5										RECENT APPEARANCES											
HEIGHT: 6'4"		WEIGHT: 218		B/T: R/R		AGE: 26 (7/3/1997 in Villa La Mata, Dominican Republic)				DATE	DEC	P-S	IP	H	R	ER	HR	BB	SO	IR/S	
16 G		2-2		0/3 SV/SVO		29/13 K/BB		6.75 ERA		5/17	ND	17-12	1.0	0	0	0	0	0	3	0/0	
OVERALL: 16 G, 3 GF, 3 HLD, 18.2 IP, 18 H, 14 ER, 2 HR, 29 K, 13 BB JULY: 6 G, 1-1, 12.86 ERA, 2 GF, HLD, 7.0 IP, 10 H, 10 ER, 7 K, 8 BB										5/19	H (2)	12-8	1.0	0	0	0	0	0	2	0/0	
LAST 10 G: 1-2, 9.26 ERA, 2 GF, HLD, 11.2 IP, 12 H, 12 ER, 16 K, 11 BB VS. CC: 4 G, 0-0, 1.59 ERA, GF, HLD, 5.2 IP, 4 H, HR, ER, 9 K, 2 BB										5/25	L (1) BS (2)	30-19	1.0	2	2	2	0	0	2	0/0	
<div>Entering his 6th professional season, having been in professional ball since his 2016 debut season in the Mets system.</div> <div>During his debut season, he posted a 1-1 record with a 4.64 ERA across five starts in the Dominican Summer League.</div> <div>This year marks the first year being apart of the D-backs organization, being signed as a minor league free agent on November 14, 2022.</div> <div>Through his first five appearances this season, he posted a 3.00 ERA (2 ER, 6.0 IP) with a 5.5 K:BB (11 K, 2 BB).</div>										6/21	ND	20-14	2.0	0	0	0	0	0	3	2/0	
										6/25	ND	16-10	1.0	0	0	0	0	0	2	0/0	
										6/29	ND	27-14	0.2	0	0	0	0	0	3	2	0/0
										7/1	ND	22-12	1.0	2	2	2	0	0	1	1	0/0
										7/5	HLD (3)	21-11	1.0	0	0	0	0	0	1	1	0/0
										7/14	ND	17-9	1.0	1	2	2	0	0	2	0	0/0
										7/18	W (2)	34-22	2.0	3	1	1	0	1	2	0/0	
7/22	ND	34-25	2.0	2	0	0	0	0	3	0/0											
7/25	L (2) BS (3)	22-8	0.0	2	5	5	0	3	0	1/1											
2023 SPLITS		VS. RHB: .244/.370/.356, 11 H, 2 2B, HR, 5 RBI, 21 K, 8 BB HOME: 7 G, 1-0, 5.79 ERA, 9.1 IP, 12 H, HR, 6 ER, 12 K, 9 BB W/ RISP: .167/.333/.250, 4 H, 2 2B, 9 RBI, 11 K, 5 BB					VS. LHB: .269/.406/.500, 7 H, 3 2B, HR, 7 RBI, 8 K, 5 BB AWAY: 9 G, 1-2, 7.71 ERA, 9.1 IP, 6 H, 8 ER, HR, 17 K, 4 BB, HB					LAST WIN: 7/18/23 vs WCH LAST LOSS: 7/25/23 @ MID LAST SAVE: 8/23/22 vs. WJOR (AAA)									

#31 JAKE RICE - LHP				2023 HIGHS: IP - 1.1, K - 3, BB - 3, H - 3, R - 5, ER - 5				RECENT APPEARANCES			
HEIGHT: 6'1"		WEIGHT: 220		B/T: L/L		AGE: 26 (7/19/1997 in Birmingham, AL)					
26 G	2-0	2/2 SV/SVO	28/26 K/BB	10.72 ERA							
OVERALL: 26 G, HLD, 7 GF, 22.2 IP, 17 H, 27 ER, 2 HR, 28 K, 26 BB, 7 HB				JULY: 4 G, 0-0, 5.40 ERA, 3.1 IP, 2 H, 2 ER, 4 K, 5 BB							
LAST 10 G: 0-0, 6.00 ERA, HLD, GF, 9.0 IP, 6 H, 6 ER, HB, 10 K, 13 BB				VS. CC: 5 G, 0-0, 24.92 ERA, GF, 4.1 IP, 5 H, 12 ER, HR, 7 K, 10 BB							
 Made his professional and Low-A debut on 8/18/2021 and tossed 3.2 innings of relief, allowing just one (1) hit and punching out six (6).											
 In his Double-A and Soddie debut (5/26/2022 @ARK), he tossed 2.0 IP of relief and held the Travelers scoreless while scattering just two (2) hits and one (1) walk.											
 During his time in Hillsboro in 2022 (4/9-5/22), tied 1st in wins (3) and 2nd in game appearances (11) among qualified club mates.											
 From 8/12-9/16/2022 (AMA), he held his opponent scoreless in eight (8) out of 10 straight relief appearances (9.2 IP), allowing just four (4) earned runs and punching out 10 in the process (3.91 ERA).											
2023 SPLITS		VS. RHB: .216/.438/.392, 11 H, 3 2B, 2 HR, 16 RBI, 19 K, 16 BB, 5 HB HOME: 14 G, 1-0, 6.57 ERA, 12.1 IP, 9 H, 9 R, 9 ER, HR, 14 K, 13 BB W/ RISP: .345/.545/.517, 10 H, 2 2B, HR, 20 RBI, 9 K, 13 BB, HB				VS. LHB: .194/.419/.226, 6 H, 2B, 6 RBI, 9 K, 10 BB, 2 HB AWAY: 12 G, 1-0, 15.68 ERA, 10.1 IP, 8 H, 18 ER, HR, 14 K, 13 BB, 6 HB				LAST WIN: 4/25/23 vs. FRI LAST LOSS: 8/24/21 vs. RC (A-) LAST SAVE: 5/19/23 @ FRI	
#25 MITCHELL STUMPO - RHP				2023 HIGHS: IP - 2.1, K - 4, BB -4, H - 4, R - 3, ER - 3				RECENT APPEARANCES			
HEIGHT: 6'2"		WEIGHT: 205		B/T: R/R		AGE: 26 (6/17/1996 in Raleigh, NC)					
22 G	1-2	-/- SV/SVO	39/27 K/BB	7.23 ERA							
OVERALL: 22 G, 2 HLD, 7 GF, 23.2 IP, 23 H, 22 R, 19 ER, 3 HR, 39 K, 27 BB				JULY: 8 G, 0-0, 6.43 ERA, 7.0 IP, 4 H, 5 ER, 15 K, 10 BB, HB							
LAST 10 G: 0-1, 7.59 ERA, 2 GF, 10.2 IP, 8 H, 10 R, 9 ER, 3 HR, 19 K, 13 BB				VS. CC: 4 G, 0-1, 10.13 ERA, 2 GF, HLD, 5.1 IP, 8 H, 7 R, 6 ER, 2 HR, 7 K, 4 BB							
 Signed by the Arizona Diamondbacks as a minor league free agent on 7/2/2019 out of Guilford College (Guilford, NC).											
 In his debut season from 8/8-8/30, appeared in seven straight games (9.0 IP) without allowing a run, conceding just two hits, a plunk and three walks while fanning 12 for a 12.0 K/9 and a 4.0 strikeout to walk ratio.											
 Last season with Triple-A Reno, he finished the season with a 1.34 WHIP and a 10.6 K/9 (51 K, 43.1 IP)											
2023 SPLITS		VS. RHB: .222/.368/.315, 12 H, HR, 2 2B, 12 RBI, 21 K, 11 BB HOME: 10 G, 1-0, 5.56 ERA, 11.1 IP, 8 H, 7 ER, HR, 19 K, 15 BB W/ RISP: .265/.500/.294, 9 H, 2B, 18 RBI, 16 K, 16 BB				VS. LHB: .289/.491/.500, 11 H, 3B, 2 HR, 10 RBI, 18 K, 16 BB AWAY: 12 G, 0-2, 8.76 ERA, 12.1 IP, 15 H, 15 R, 12 ER, 2 HR, 20 K, 12 BB				LAST WIN: 5/31/23 vs. SPR LAST LOSS: 6/23/23 @ CC LAST SAVE: 4/12/23 vs SAC (AAA)	
#29 RAFFI VIZCAINO - RHP				2023 HIGHS: IP - 2.0, K - 6, BB - 3, H - 2, R - 3, ER - 3				RECENT APPEARANCES			
HEIGHT: 6'0"		WEIGHT: 237		B/T: R/R		AGE: 27 (12/2/1995 in Sabana Grande, Dominican Republic)					
13 G	0-1	2/3 SV/SVO	22/11 K/BB	6.28 ERA							
OVERALL: 13 G, 7 GF, HLD, 14.1 IP, 13 H, 12 R, 10 ER, 4 HR, 22 K, 11 BB				JULY: 8 G, 0-1, 7.56 ERA, 4 GF, SV, HLD, 8.1 IP, 7 H, 7 ER, 3 HR, 8 K, 6 BB							
LAST 10 G: 0-1, 6.10 ERA, 5 GF, 10.1 IP, 10 H, 9 R, 7 ER, 3 HR, 12 K, 7 BB				VS. CC: 2 G, 0-0, 9.00 ERA, GF, 3.0 IP, 3 H, 3 ER, HR, 8 K, 4 BB							
 Entering his ninth professional season after taking a one year hiatus for the 2022 campaign, professionally debuting back in 2013.											
 During his debut 2013 season, he posted a 3.80 ERA across 11 game starts (47.1 IP) while punching out 41 batters.											
 This season will be his first in the yellow city and the third season that he spends time at the Double-A level.											
 In his most recent season (2021), he logged a 5.40 ERA (24 ER, 40.0 IP) in 32 relief appearances (2 GS).											
2023 SPLITS		VS. RHB: .289/.386/.579, 11 H, 3 HR, 2 2B, 7 RBI, 17 K, 6 BB HOME: 7 G, 0-0, 9.00 ERA, 3 GF, 8.0 IP, 10 H, 10 R, 8 ER, 3 HR, 14 K, 8 BB W/ RISP: .300/.417/.600, 3 H, HR, 4 RBI, 4 K, 2 BB				VS. LHB: .125/.333/.313, 2 H, HR, RBI, 5 K, 5 BB AWAY: 6 G, 0-1, 2.84 ERA, 4 GF, 2/3 SVO, 6.1 IP, 3 H, 2 R, 2 ER, HR, 8 K, 3 BB				LAST WIN: 4/28/23 vs SUG (AAA) LAST LOSS: 7/5/23 @ SPR LAST SAVE: 7/9 @ SPR	

PITCHER STARTS: Albright (19), Patrick (19), Hill (18), Olivero (17), Bain (7), Tineo (4), Jarvis (3), Lin (3), Solomon (3), Grammes (2), Davies (1)

PITCHING STREAKS (NO EARNED RUNS)

CONSECUTIVE SCORELESS INNINGS			CONSECUTIVE SCORELESS APPEARANCES		
PLAYER	LENGTH(IP)-DATES	STREAK STATS	PLAYER	LENGTH - DATES	STREAK STATS
Patrick	16.2 - 7/19-30	3 GS, 14 K, 10 H, 2 BB	Green	12 G, 6/3-7/8	8 H, 13 K, 4 BB, 58 BF
Green	15.1 - 6/3-7/8	12 G, 8 H, 13 K, 4 BB	Backhus	9 G - 5/18-6/11	10 H, 14 K, 4 BB, HB
Hill	14.1 - 7/15-27	3 GS, 6 H, 13 K, 4 BB	Saalfrank	8 G - 5/7-5/30	3 H, 17 K, 5 BB, HB
Saalfrank	12.1 - 5/4-5/30	9 G, 3 H, 18 K, 5 BB, HB	Backhus	6 G, 7/8-30	7 H, 7 K, 5 BB
Patrick	11.1 - 5/21-6/3	3 GS, 3 H, 12 K, 4 BB	Pope	6 G - 5/26 - 6/16	4 H, 11 K, 35 BF
Backhus	10.2 - 5/18-6/11	9 G, 10 H, 14 K, 4 BB, HB	Backhus	6 G - 4/15-5/3	2 H, 2 BB, 9 K
Pope	10.1 - 5/26-6/20	7 G, 4 H, 13 K, 2 BB, HB	Grammes	5 G, 7/15-29	10 H, 14 K, 2 BB, HBP
Backhus	9.1 - 4/12-5/6	8 G, 4 H, 12 K, 2 BB	Rice	4 G, 6/3-15	H, 3 K, 2 BB, HB
Grammes	8.1 - 7/15-29	5 G (2 GS), 10 H, 14 K, 2 BB, HBP	Grammes	3 G, 6/28-7/5	2 H, 4 K, 3 BB
Lin	7.2 - 7/22-28	2 GS, 4 H, 9 K, BB, HBP	Montes De Oca	3 G, 7/9-20	3 H, 3 K, BB
Hill	7.1 - 4/8-4/15	2 GS, 6 H, 9 K, 4 BB, HBP	Montes De Oca	3 G, 6/8-30	2 K, 2 BB
Backhus	7.0 - 7/8-30	6 G, 7 H, 7 K, 5 BB	Otanez	3 G, 6/21-29	7 K, 3 BB
Lin	6.2 - 7/16-22	2 GS, 2 H, 8 K, 2 BB	Pope	3 G, 5/10-19	6 H, 6 K, BB
Goddard	6.0 - 4/26-5/9	4 G, 8 K, H	Rice	3 G, 7/16-23	H, K, 4 BB

EJECTIONS

PLAYER/COACH	DATE/LOCATION	UMPIRE	REASON
Shawn Roof	4/30, HODGETOWN vs. FRI	HP Jarrod Moehlmann	Arguing call
Shawn Roof	5/20, Riders Field @ FRI	3B Steven Rios Jr.	Arguing call
Shawn Roof	6/9, Momentum Bank Ballpark @ MID	3B Sean Sparling	Checked swing
Jamison Hill	6/18, HODGETOWN vs SA	1B Steven Rios Jr.	Words
Shawn Roof	6/18, HODGETOWN, vs SA	HP Malcom Smith	Arguing call
Juan Centeno	6/30, HODGETOWN, vs TUL	HP Jarrod Moehlmann	Arguing call
Tom Gorzelanny	7/28, Momentum Bank Ballpark @ MID	HP Chris Murphy	Balls/Strikes

AWARDS

PLAYER/COACH	AWARD	DATES	STATS
Bryce Jarvis	TEX Pitcher of the Week	4/17-4/23/2023	W, 5.0 IP, 0 H, 8 K, 4 BB
Ryan Bliss	Texas League Player of the Month	April	.410 AVG (34-for-83), 2 HR, 14 RBI, 17 R, 18 G
Chad Patrick	TEX Pitcher of the Week	5/22-5/28/2023	W, 7.0 IP, 2 H, 6 K, 2 BB
Ryan Bliss	Texas League Player of the Month	May	.361 AVG (35-for-97), 5 HR, 13 RBI, 21 R, 23 G
Andrew Saalfrank	Amarillo Player of the Month	May	9 C, 1-0, 1.42 ERA, 12.2 IP
Ryan Bliss	Amarillo Player of the Month	May	.361 AVG (35-for-97), 5 HR, 13 RBI, 21 R, 23 G
Caleb Roberts	TEX Player of the Week	6/28-7/2	.438 (7-for-16) 3 HR, 2 2B, 4 RBI, 3 BB, 1.675 OPS

2023 MILESTONES ON THE HORIZON

NAME	MILESTONE	TO MEET
------	-----------	---------

2023 MILESTONES REACHED

NAME	MILESTONE	DATE
Luke Albright	150 Career IP	4/7 @ FRI
Ryan Bliss	150 Career Hits	4/14 vs. CC
A.J. Vukovich	150 Career RBI	4/16 vs. CC
Tim Tawa	150 Career Hits	4/16 vs. CC
A.J. Vukovich	150 Career RBI	4/16 vs. CC
Andrew Saalfrank	100 Career Strikeouts	4/20 @ NWA
Jamison Hill	150 Career Strikeouts	4/21 @ NWA
Austin Pope	200 Career Strikeouts	4/21 @ NWA
Austin Pope	200 Career IP	6/24 @ CC
Devison De Los Santos	150 Career RBI	4/26 vs. FRI
Jackson Goddard	150 Career Strikeouts	4/28 vs. FRI
Deyni Olivero	400 Career IP	4/29 vs. FRI
Tristin English	250 Career Hits	4/29 vs. FRI
Adrian Del Castillo	100 Career Hits	4/30 vs. FRI
A.J. Vukovich	250 Career Hits	5/4 @ CC
Michel Otanez	250 Career Strikeouts	5/17 @ FRI
Ryan Bliss	200 Career Hits	5/28 @ SA
Ryan Bliss	100 Career RBI	6/17 vs SA
Kyle Backhus	100 Career IP	6/1 vs. SPR
Deyni Olivero	300 Career Strikeouts	6/3 (2) vs. SPR
Jordan Lawlar	150 Career Hits	6/3 (1) vs. SPR
Josh Green	250 Career Strikeouts	6/14 vs SA
Jeff Bain	500 Career Strikeouts	7/3 (2) vs TUL
Tim Tawa	Most Single-Season HR	14, 7/15 vs FRI
Caleb Roberts	Most Single-Season HR	10, 7/15 vs FRI
Jordan Lawlar	100 Career RBI	7/16 vs FRI
A.J. Vukovich	Most Single-Season HR	18, 7/22 vs WCH
Seth Beer	450 Career MiLB Hits	7/22 vs WCH
Kyle Backhus	150 Career Strikeouts	7/28 @ MID
Austin Pope	250 Career Strikeouts	7/29 @ MID
Chad Patrick	150 Career Strikeouts	7/30 @ MID

SOD POODLES vs. LEAGUE IN 2023 (REGULAR SEASON)

NORTH DIVISION	OVERALL	HOME	AWAY	SOUTH DIVISION	OVERALL	HOME	AWAY
Arkansas	0-0	0-0	0-0	Corpus Christi	8-10	3-3	5-7
NW Arkansas	3-3	0-0	3-3	Frisco	9-9	5-4	4-5
Springfield	7-5	4-2	3-3	Midland	11-7	2-4	9-3
Tulsa	5-1	5-1	0-0	San Antonio	4-8	2-4	2-4
Wichita	4-2	4-2	0-0	---			

SOD POODLES vs. LEAGUE ALL-TIME (REGULAR SEASON)

NORTH DIVISION	OVERALL	HOME	AWAY	SOUTH DIVISION	OVERALL	HOME	AWAY
Arkansas	11-14	6-6	5-8	Corpus Christi	49-47	23-17	26-30
NW Arkansas	18-14	8-5	10-9	Frisco	46-49	27-26	19-23
Springfield	20-17	10-8	10-9	Midland	56-43	26-23	30-20
Tulsa	22-22	13-12	9-10	San Antonio	27-29	12-12	15-17
Wichita	14-10	7-5	7-5	---			

SOD POODLES OFFENSE

Most Runs, Game: 15 (7/3 (2) vs TUL)
Most Runs, Inning: 7 (5x: Last: 6/29 vs. TUL, 1st inning)
Most Hits, Game (Team): 18 (3x: Last: 6/8 @ MID)
Most Hits, Game (Indiv.): 4 (3x: Last: Beer, 6/8 @ MID)
Fewest Hits, Game: 2 (3x: Last: 5/18 @ FRI)
Most Hits, Inning: 8 (5/5 @ CC, 3rd inning)
Most HRs, Game (Team): 5 (3x, Last: 7/15 vs FRI)
Most HRs, Game (Indiv.): 3 (Vukovich, 7/3 (1) vs TUL)
Most HR, Inning (Team): 3 (2x, Last: 7/1 vs TUL, 6th inning)
Most SBs, Game (Team): 9 (7/1 vs. TUL)
Most SBs, Game (Indiv.): 3 (3x, Last: Bliss, 7/3 (1) vs TUL)
Grand Slams: 4 (Last: Duzenack, 7/30 @ MID)
Most Runners LOB, Team: 14 (2x, Last: 7/4 @ SPR)
Most Runs Combined (Two Teams): 23 (4x: Last: 6/10 @ MID)
Most Hits Combined (Two Teams): 33 (4/12 vs. CC)
Most Home Runs During Series (Two Teams): 31 (6/28-7/3 vs. TUL)
Most Runs To Overcome Deficit: 10 (4/26 vs. FRI)

SOD POODLES DEFENSE

Most Errors, Team: 4 (2x, Last: 5/23 @ SA)
Most Errors, Individual: 2 (2x, Last: Duezenack, 7/28 @ MID)
Most Double Plays: 3 (2x, Last: 7/18 vs. WCH)

SOD POODLES PITCHING

Most Ks, Team (9 innings): 14 (5/19 @ FRI)
Most Ks, Team (extra innings): 16 (6/30 vs TUL (13)
Most Walks, Team: 11 (2x: Last: 5/26 @ SA)
Shutouts: 5 (Last: 7/16 vs FRI)
Complete Games (9 IP): --
Complete Games (7 IP): --
Complete Game Shutout, Individual: --
Complete Game Shutout (9.0 IP) Individual: --
Longest Start: 7.0 IP (4x, Last: Lin, 7/22 vs WCH)
Longest Relief Appearance: 3.1 IP (2x: Last: Workman, 4/26 vs. FRI)
Most Ks, Individual: 8 (8x: Last: Lin, 7/28 @ MID)
Most Walks, Individual: 6 (2x: Last: Olivero, 5/23 @ SA)

OPPONENTS OFFENSE

Most Runs, Game: 16 (2x: Last: 5/11 vs. MID)
Most Runs, Inning: 8 (2x: Last: 5/17 @ FRI, 5th inning)
Most Hits, Game (Team): 19 (5/11 vs. MID)
Most Hits, Game (Indiv.): 5 (2x: Last: Calabuig, 5/11 vs. MID)
Fewest Hits, Game: 2 (3x: Last: 5/27 @ SA)
Most Hits, Inning: 7 (2x, Last: 6/20 @ CC)
Most HRs, Game (Team): 5 (2x, Last: 7/3 (2) vs. TUL)
Most HRs, Game (Indiv.): 3 (Rave, 4/18 @ NWA)
Most SBs, Game (Indiv.): 3 (Acuña, 4/30 vs. FRI)
Grand Slams Against: 5 (Last: Hicks, 5/20 @ FRI)
Most Runners LOB, Team: 14 (5/26 @ SA)
Most Runs To Overcome Deficit: 7 (7/28 @ MID)

OPPONENTS PITCHING

Most Ks Team (9 innings): 17 (6/14 vs SA)
Most Ks, Team (extra innings): 15 (6/30 vs TUL)
Most Walks, Team: 12 (6/20 @ CC)
Most Ks, Individual: 10 (Leiter, 5/17 @ FRI)
Most Walks, Individual: 5 (3x, Last: Martinez, J, 7/9 @ SPR)

OPPONENTS DEFENSE

Most Errors, Team: 3 (5x, Last: 7/4 @ SPR)
Most Errors, Individual: 3 (Whitcomb, 4/12 vs. CC)
Most Double Plays: 3 (2x, Last: 7/28 @ MID)

MISCELLANEOUS

Longest Home Game Time (9 innings): 3:36 (6/15 vs. SA)
Shortest Home Game Time (9 innings): 2:08 (7/21 vs. WCH)
Longest Road Game Time (9 innings): 3:13 (5/5 @ CC)
Shortest Road Game Time (9 innings): 2:05 (5/2 @ CC)
Longest Game Time (7 innings): 2:32 (5/14 (2) vs. MID)
Shortest Game Time (7 innings): 1:39 (6/3 (2) vs. SPR)
Longest Extra-Inning Game: 3:42 (6/30 vs TUL)
Longest Game (Innings): 13 (6/30 vs TUL)
Longest Game Delay (Home): 0:40, 5/31 vs. SPR (rain)
Longest Game Delay (Road): 1:53, 5/19 @ FRI (rain)
Highest Attendance (Home): 7,588 (7/3 vs. TUL)
Highest Attendance (Road): 10,019 (5/16 @ FRI)
Lowest Attendance (Home): 3,231 (4/25 vs. FRI)
Lowest Attendance (Road): 2,041 (7/30 @ MID)

LAST TIME IT HAPPENED - 2023

SOD POODLES (INDIVIDUAL)

Perfect Game:
No-Hitter (Individual):
No-Hitter (Combined):
No-Hitter (7-Inning):
1-Hitter (Individual):
1-Hitter (Combined):
2-Hitter (Individual):
2-Hitter (Combined): 3x: Last: 5/27 @ SA, Patrick/Saalfrank
3-Hitter (Combined): 7x: Last: 7/16 vs FRI, Lin/Pope/Rice/Backhus
3-Hitter (Individual):
Complete Game Shutout (9 Inning):
Complete Game Shutout (7 Inning):
10 or more strikeouts (P):
Four (4) Hits: 3x, Last: Seth Beer (6/8 @ MID)
Five (5) Hits:
Six (6) Hits:
Three (3) Doubles:
Four (4) Doubles:
Two (2) Triples:
Two HR Game: 5x, Last: Melendez (7/23 vs WCH)
Three HR Game: Vukovich (7/3 (1) vs TUL)
Grand Slam (Home): 2x, Last: Roberts (7/3 (2) vs. TUL)
Grand Slam (Road): 2x, Last: Duzenack (7/30 @ MID)
Inside-The-Park HR: Lawlar (7/3 (1) vs TUL)
Back-To-Back HRs: 6x: Last: Roberts/Melendez (7/23 vs. WCH)
Back-To-Back-To-Back HRs:
HR, Both Sides of the Plate:
Hitting for the Cycle:

HR in 2 straight games: 18x: Last: Vukovich (7/21-22 vs WCH)
HR in 3 straight games: 2x, Last: Castillo (7/15-16 vs FRI, 7/18 vs WCH)
HR in 4 straight games: Roberts (6/30-7/3 vs TUL)
Triple in 2 straight games:
Five (5) RBI: 3x, Last: Vukovich (7/22 vs WCH)
Seven (7) RBI: Vukovich (7/3 (1) vs TUL)
Three Runs: 17x: Last: Duzenack (7/29 @ MID)
Four Runs: 4x, Last: Vukovich (7/3 (1) vs TUL)
Five Runs:
Two Stolen Bases: 10x: Last: Lawlar (7/3 (1) vs TUL)
Three Stolen Bases: 3x, Last: Bliss (7/3 (1) vs TUL)
Four Stolen Bases:
Steal of home (straight):
Steal of home (double steal): 2x, Last: Bliss/Lawlar, 6/22 @ CC
Four (4) Walks: Roberts (5/31 vs. SPR)
Five (5) Walks:
10 Total Bases in a game: Vukovich (12, 7/3 (1) vs TUL)

SOD POODLES TEAM

20 Runs, Game:
20 Hits, Game:
10+ Runs, Inning:
Back-to-back 15-hit games:
Everyone in order gets a hit: 7x: Last: 7/3 (1) vs TUL
Everyone in order scores a run: 5/5 @ CC
Only player in order to get a hit:
15+ Strikeouts, Game (Batting): 2x, Last: 6/30 vs TUL (15)
Triple Play:
Winning Streak: 7 (6/6-6/13)
Losing Streak: 4 (2x: Last: 5/23-5/26)



HIGHS & LOWS - ALL TIME



SOD POODLES OFFENSE

Most Runs, Game: 20 (9/11/21 vs. TUL)
Most Runs, Inning: 11 (6/11/22 vs. FRI, 8th inning)
Most Hits, Game: 24 (9/11/21 vs. TUL)
Most Hits, Game (Indiv.): 5 (3x: Last: Barrosa, 7/22 @ MID)
Fewest Hits, Game: 0 (5/26/22 @ ARK)
Most HRs, Game (Team): 7, (6/5/21 @ FRI)
Most HRs, Game (Indiv.): 3, 2x, Last: Vukovich (7/3/23 (1) vs TUL)
Grand Slams: 15 (Last: Duzenack, 7/30 @ MID, 7th inning)
Most SBs, Game (Team.): 9 (7/1/23 vs. TUL)
Most SBs, Game (Indiv.): 3 (8x: Last: Bliss, 7/3/23 (1) vs. TUL)
Most Runners LOB, Team: 14 (5x: Last: 7/4/23 @ SPR)
Most Runs Combined (Two Teams): 33 (4/12/23 vs. CC)
Most Hits Combined (Two Teams): 37 (2x: Last: 4/23/22 vs SA)
Most Home Runs During Series (Two Teams): 34 (9/7-12/21 vs. TUL)
Most Runs To Overcome Deficit: 10 (4/26/23 vs. FRI)

SOD POODLES DEFENSE

Most Errors, Team: 5 (6/19/21 vs. MID)
Most Errors, Individual: 2 (27x: Last: Duzenack, 7/28/23 @ MID)
Most Ground Into Double Plays: 4 (2x: Last: 9/17/21 vs. FRI)

SOD POODLES PITCHING

Most Ks, Team (9 innings): 17 (2x: Last: 5/9/21 @ TUL)
Most Ks, Team (extra innings): 19 (5/11/19 @ CC)
Most Walks, Team: 12 (8/27/22 @ CC)
Shutout: 25x: Last: 7/16/23 vs FRI
Last Complete Game (9 IP): --
Last Complete Game (7 IP): Nelson (G1, 9/1/21 @ SA)
Last Complete Game (5 IP): Walston (7/29/22 vs. CC)
Last Complete Game Shutout: Frias (8/1/21 vs. SA (7))
Longest Start: 8.0 IP (Cecconi, 6/8/22 vs FRI)
Longest Relief Appearance: 3.1 IP (4x, last: Workman, 4/26 vs FRI)
Most Ks, Individual: 12 (4x: Last: Pfaadt: 6/23/22 @ CC)
Most Walks, Individual: 7 (Nelson, 7/6/21 @ SA)



LAST TIME IT HAPPENED - ALL TIME

SOD POODLES (INDIVIDUAL)

Perfect Game:
No-Hitter (Individual):
No-Hitter (Combined):
No-Hitter (7-Inning): 2x: Tabor, 7/11/21 @ SA; Frias, 8/1/21 vs. SA
1-Hitter (Individual): 7/29/22 (Walston, 5-inning game)
1-Hitter (Combined): 2x: Last: 4/16/22 (Jarvis, Weiss - 7 inning game)
2-Hitter (Individual):
2-Hitter (Combined): 5x: Last: 5/27/23 @ SA, Albright/Saalfrank
3-Hitter (Combined): 22x: Last: 7/16/23 vs FRI, Lin/Pope/Rice/Backhus
3-Hitter (Individual):
Complete Game Shutout (9 Inning):
Complete Game Shutout (7 Inning): 2x: Tabor, 7/11/21 @ SA; Frias, 8/1/21 vs. SA
10 or more strikeouts: 14x, Last: Walston (7/29/22 vs. CC)
Four (4) Hits: 31x: Last: Beer (6/8/23 @ MID)
Five (5) Hits: 3x: Last: Cedenio (8/18/22 @ MID)
Six (6) Hits:
Three (3) Doubles: 3x: Last: Carroll, (4/23/22 vs SA)
Four (4) Doubles:
Two (2) Triples:
Two HR Game: 34x: Last: Melendez (7/23/23 vs. WCH)
Three HR Game: 2x, Last: Roberts, 7/3/23 (2) vs TUL)
Grand Slam (Home): 11x: Last: Roberts, 7/3/23 (2) vs. TUL)
Grand Slam (Road): 4x: Last: Duzenack, 7/30/23 @ MID
Inside-The-Park HR: 5x: Last: Lawlar (7/3/23 (1) vs TUL)
Back-To-Back HRs: 22x: Last: Roberts/Melendez (7/23/23 vs. WCH)
Back-To-Back-To-Back HRs:
B-2-B-2-B-2-B HRs: 9/11/21 vs. TUL - Garrett/Kennedy/Fletcher/Canzone (3rd inning)
HR, Both Sides of the Plate: 3x: Last: Stankiewicz (7/15/22 vs SA)
Hitting for the Cycle:

OPPONENTS OFFENSE

Most Runs, Game: 21 (2x: Last: 9/2/22 vs. FRI)
Most Runs, Inning: 11 (9/2/22 vs. FRI, 5th inning)
Most Hits, Game (Team): 23 (9/2/22 vs. FRI)
Most Hits, Game (Indiv.): 6 (Guldborg, 4/10/22 vs MID)
Fewest Hits, Game: 0 (2x: Last: 8/1/21 vs. SA - Frias no-hitter)
Most HRs, Game (Team): 9 (Last: 5/17/22 vs. TUL)
Most HRs, Game (Indiv.): 4 (Chandler Redmond, 8/10/22 vs SPR)
Most SBs, Game (Indiv.): 3 (Acuña, 4/30/23 vs. FRI)
Grand Slams: 23 (Last: Hicks, 5/20/23 @ FRI, off Hill, 5th inning)
Most Runners LOB, Team: 16 (4/10/22 vs. MID)
Most Runs To Overcome Deficit: 10 (7/18/21 @ MID)

OPPONENTS PITCHING

Most Ks Team (9 innings): 17 (3x: Last: 6/14/23 vs SA)
Most Ks, Team (extra innings): 19 (5/11/19 @ CC, 10)
Most Walks, Team: 12 (6/20 @ CC)
Shutout: 21x: Last: 4/22/23 @ NWA
Last Complete Game: Jones (5/26/22 (2) @ ARK)
Last Complete Game Shutout (7 IP): Jones (5/26/22 (2) @ ARK)
Most Ks, Individual: 14 (Dustin May, 6/22/19 @ TUL)
Most Walks, Individual: 7 (Robaina, 7/31/22 vs. CC)

OPPONENTS DEFENSE

Most Errors, Team: 4 (5x: Last: 7/22/22 @ MID)
Most Errors, Individual: 3 (3x: Last: Whitcomb, 4/12/23 vs. CC)
Most Ground Into Double Plays: 4 (2x: Last: 9/14/22 @ SA)

MISCELLANEOUS

Longest Home Game Time (9 innings): 4:08 (9/11/21 vs. TUL)
Shortest Home Game Time (9 innings): 2:01 (6/8/22 vs FRI)
Longest Road Game Time (9 innings): 3:34 (7/29/19 @ NWA)
Shortest Road Game Time (9 innings): 1:50 (8/21/22 @ MID)
Longest Game Time (7 innings): 2:36 (9/1/21 @ SA)
Shortest Game Time (7 innings): 1:29 (5/26/22 (2) @ ARK)
Longest Extra-Inning Game: 4:08 (4/22/22 vs. SA, 11)
Longest Game (Innings): 13 (6/30/23 vs TUL)
Longest Game Delay (Home): 3:15 (5/18/21 vs. MID)
Longest Game Delay (Road): 1:53 (5/19/23 @ FRI)
Highest Attendance (Home): 7,588 (7/3/23 vs. TUL)
Highest Attendance (Road): 10,366 (5/18/19 @ FRI)
Lowest Attendance (Home): 3,851 (6/1/22 vs. MID)
Lowest Attendance (Road): 1,906 (8/17/22 @ MID)
Largest Margin of Victory: 15 (19-4, 6/9/21 vs. CC)
Largest Margin of Defeat: 19 (21-2, 9/2/22 vs. FRI)

SOD POODLES TEAM

HR in 2 straight games: 61x: Last: Vukovich (7/21-22 vs. WCH)
HR in 3 straight games: 9x: Last: Castillo (7/15-16 vs FRI, 7/18 vs WCH)
HR in 4 straight games: Roberts (6/30-7/3/23 vs TUL)
Triple in 2 Straight games: 5x: Last: Carroll (5/17-18 vs. TUL)
Triple in 3 straight games: Carroll, 6/12-15 vs. FRI, @ SA)
Five (5) RBI: 14x: Last: Vukovich (7/22/23 vs WCH)
Six (6) RBI: 4x: Last: Forbes, (7/28/22 vs. CC)
Seven (7) RBI: 2x, Last: Vukovich (7/3/23 (1) vs TUL)
Four Runs: 10x: Last: Vukovich (7/3/23 (1) vs TUL)
Five Runs: Perdomo (9/11/21 vs TUL)
Two Stolen Bases: 44x: Last: Lawlar (7/3/23 (1) vs TUL)
Three Stolen Bases: 8x: Last: Bliss (7/3/23 (1) vs TUL)
Four Stolen Bases:
Steal of home (straight): 2x: Last: Barrosa (9/4/22 vs FRI)
Steal of home (double steal): 3x: Last: Bliss/Lawlar (6/22/23 @ CC)
Four (4) Walks: 3x: Last: Roberts (5/31/23 vs. SPR)
10 Total Bases in a Game: 7x: Last: Vukovich, (7/3/23 (1) vs. TUL)
Most Total Bases in a game: 12 (3x: Last: Vukovich (7/3/23 (1) vs. TUL)

20 Runs, Game: 20, 9/11/21 vs. TUL
20 Hits, Game: 5x: Last: 20, 8/18/22 @ MID
10+ Runs, Inning: 2x: Last: 6/11/22 vs. FRI (11, 8th inning)
Back-to-back 15-hit games: 2x: Last: 4/22-4/23/22 vs. SA
Everyone in order gets a hit: 33x: Last: 7/3/23 (1) vs. TUL
Everyone in order gets multiple-hits: 5/8/22 vs. MID
Everyone in order scores a run: 7x: Last: 5/5/23 @ CC
Only player in order to get a hit: 4x: Last: Diaz, G1, 9/1/21 @ SA
15+ Strikeouts, Game (Batting): 18x: Last: 6/30/23 vs TUL (15)
Triple Play:
Winning Streak: 7 (6/6-13/23)
Losing Streak: 7 (7/30-8/6/22)



DATE	NO	TRANSACTION
4/7	1	INF Camden Duzenack reinstated from the Dev. List, transferred to AMA.
4/11	2	RHP Josh Green reinstated from the Dev. List, assigned to AMA.
4/11	3	RHP Jackson Goddard placed on the Dev. List.
4/12	4	LHP Joe Mantiply assigned to AMA on MLB Rehab Assignment.
4/14	5	INF Camden Duzenack transferred to RNO.
4/18	6	LHP Joe Mantiply recalled from MLB Rehab Assignment to ARI.
4/18	7	RHP Jackson Goddard reinstated from Dev. List, assigned to AMA.
4/20	8	OF Caleb Roberts placed on AMA IL.
4/21	9	RHP Raffi Vizcaino transferred from AMA to RNO.
4/21	10	INF Jonathan Guzman transferred to AMA from HIL.
4/21	11	LHP Hugh Fisher transferred to AMA from HIL.
4/22	12	RHP Michel Otanez placed on AMA IL.
4/25	13	RHP Byrce Jarvis transferred from AMA to RNO.
4/25	14	LHP Dillon Larsen transferred to AMA from HIL.
4/25	15	RHP Marcos Tineo transferred to AMA from HIL.
5/2	16	RHP Mitchell Stump transferred to AMA from RNO.
5/2	17	LHP Dillon Larsen transferred from AMA to HIL.
5/5	18	INF Tristin English transferred from AMA to RNO.
5/5	19	INF Kevin Vicuña signed by ARI, assigned to AMA.
5/7	20	INF Jonathan Guzman placed on AMA IL.
5/8	21	INF Jarrod Watkins transferred to AMA from HIL.
5/10	22	RHP Josh Green placed on AMA IL.
5/13	23	RHP Michel Otanez reinstated from AMA IL.
5/14	24	INF Neyfy Castillo placed on AMA IL.
5/16	25	OF Caleb Roberts reinstated from AMA IL.
5/16	26	RHP Endrys Briceno transferred to AMA from RNO.
5/16	27	RHP Marcos Tineo released.
5/19	28	INF Camden Duzenack reinstated from RNO IL, transferred to AMA.
5/19	29	LHP Hugh Fisher placed on Dev. List.
5/20	30	RHP Zach Davies assigned to AMA on MLB Rehab.
5/23	31	INF Neyfy Castillo reinstated from IL.
5/23	32	INF Seth Beer reinstated from Dev. List, transferred to AMA.
5/23	33	INF Kevin Vicuña placed on Dev. List.
5/23	34	INF Jarrod Watkins released.
5/25	35	RHP Endrys Briceno transferred from AMA to RNO.
5/25	36	RHP Conor Grammes transferred to AMA from HIL.
5/26	37	RHP Michel Otanez transferred from AMA to RNO.
5/26	38	LHP Hugh Fisher reinstated from Dev. List.
6/1	39	RHP Josh Green reinstated from IL.
6/1	40	LHP Hugh Fisher placed on Dev. List.
6/13	41	RHP Christian Montes De Oca placed on IL.
6/20	42	RHP Blake Workman released.
6/20	43	LHP Andrew Saalfank transferred from AMA to RNO.
6/20	44	RHP Michel Otanez transferred to AMA from RNO.
6/20	45	RHP Peter Solomon transferred to AMA from RNO.
6/21	46	INF Kevin Vicuña transferred from AMA to HIL.
6/24	47	RHP Jackson Goddard placed on AMA IL.
6/26	48	RHP Gerald Ogando transferred to AMA from HIL.
6/29	49	RHP Raffi Vizcaino reinstated from RNO IL, transferred to AMA.
6/29	50	RHP Christian Montes De Oca reinstated from IL.
6/29	51	LHP Jake Rice placed on Dev. List.
7/1	52	INF Kevin Vicuña transferred to AMA from HIL.
7/1	53	INF Deyvison De Los Santos placed on the Dev. List.
7/7	54	INF Julio Carrion transferred to AMA from VIS.
7/7	55	INF Ryan Bliss placed on Temp. Inactive List.
7/7	56	INF Jordan Lawlar placed on Temp. Inactive List.
7/9	57	RHP Deyni Olivero placed on Dev. List.
7/13	58	INF Jordan Lawlar reinstated from Temp. Inactive List.
7/13	59	C J.J. D'Orazio transferred to AMA from HIL.
7/13	60	LHP Yu-Min Lin transferred to AMA from HIL.
7/13	61	LHP Will Mabrey transferred to AMA from HIL.
7/13	62	INF Ivan Melendez transferred to AMA from HIL.

[illegible][illegible]

Game	Date	Opponent	W/L	Winning Pitcher	Losing Pitcher	Save	Record	Standing	Attendance	TOG
1	4/6	@ FRI	L, 12-4	Anderson, G (1-0)	Jarvis, B (0-1)	-	0-1	T-2nd (-1.0)	8,320	2:28
2	4/7	@ FRI	W, 3-1	Albright, L (1-0)	Krauth, N (0-1)	Backhus, K (1)	1-1	T-1st (+0.5)	8,655	2:16
3	4/8	@ FRI	W, 5-3	Rice, J (1-0)	Starr, N (0-1)	Vizcaino, R (1)	2-1	T-1st (+1.0)	9,030	2:57
4/9-10		OFF								
4	4/11	CC	L, 5-4	Melendez, J (1-0)	Patrick, C (0-1)	Macuare, A (1)	2-2	T-2nd (-1.0)	5,452	2:26
5	4/12	CC	W, 13-10	Mantiply, J (1-0)	Robaina, J (0-1)	-	3-2	T-1st (+1.0)	4,093	3:16
6	4/13	CC	W, 5-2	Jarvis, B (1-1)	Cobos, F (0-1)	Montes De Oca, C (1)	4-2	1st (+1.0)	4,547	2:39
7	4/14	CC	L, 13-10	Sprinkle, J (1-0)	Albright, L (1-1)	-	4-3	T-1st (+1.0)	6,417	2:54
8	4/15	CC	W, 5-3	Mantiply, J (2-0)	Gordon, C (0-2)	Backhus, K (2)	5-3	1st (+1.0)	6,146	2:28
9	4/16	CC	L, 11-5	Melendez, J (2-0)	Patrick, C (0-2)	-	5-4	T-1st (+1.0)	5,187	2:54
4/17		OFF								
10	4/18	@ NWA	L, 16-6	Del Rosario, Y (1-0)	Olivero, D (0-1)	-	5-5	T-1st (+1.0)	2,399	2:40
11	4/19	@ NWA	W, 5-0	Jarvis, B (2-1)	Veneziano, A (1-1)	-	6-5	T-1st (+1.0)	2,792	2:29
12	4/20	@ NWA	W, 3-2 (10)	Otanez, M (1-0)	Biasi, D (1-1)	Rice, J (1)	7-5	1st (+0.5)	3,751	3:08
13	4/21	@ NWA	L, 5-0	Hoffmann, A (2-1)	Hill, J (0-1)	-	7-6	T-1st (+1.0)	4,690	2:26
14	4/22	@ NWA	L, 5-0	Marsh, A (1-0)	Patrick, C (0-3)	-	7-7	T-1st (+3.0)	4,856	2:14
15	4/23	@ NWA	W, 6-2	Saalfrank, A (1-0)	Way, B (0-2)	-	8-7	T-1st (+0.5)	4,640	2:48
4/24		OFF								
16	4/25	FRI	W, 9-7	Rice, J (2-0)	Starr, N (1-2)	Backhus, K (3)	9-7	T-1st (+1.0)	3,231	2:34
17	4/26	FRI	W, 12-11 (10)	Workman, B (1-0)	Church, M (0-1)	-	10-7	1st (+1.0)	3,275	3:24
18	4/27	FRI	L, 5-1	Roby, T (1-2)	Bain, J (0-1)	-	10-8	1st (+0.5)	6,239	2:38
19	4/28	FRI	L, 12-6	Speas, A (1-0)	Patrick, C (0-4)	-	10-9	2nd (-0.5)	4,393	2:55
20	4/29	FRI	W, 11-4	Olivero, D (1-1)	Leiter, J (0-2)	-	11-9	1st (+0.5)	5,928	2:38
21	4/30	FRI	L, 12-7	Church, M (1-1)	Tineo, M (0-1)	-	11-10	T-1st (+0.5)	5,125	2:53
5/1		OFF								
22	5/2	@ CC	L, 3-1	Robaina, J (1-2)	Fisher, H (0-1)	-	11-11	T-2nd (-1.0)	2,774	2:05
23	5/3	@ CC	W, 3-0	Pope, A (1-0)	Kouba, R (1-1)	Backhus, K (4)	12-11	T-1st (+1.5)	2,401	2:15
24	5/4	@ CC	L, 6-1	Gordon, C (2-2)	Patrcik, C (0-5)	-	12-12	T-2nd (-1.0)	3,678	2:11
25	5/5	@ CC	W, 12-8	Goddard, J (1-0)	Plumlee, P (0-1)	-	13-12	T-1st (+2.5)	4,651	3:13
26	5/6	@ CC	L, 12-7	VanWey, L (1-0)	Tineo, M (0-2)	-	13-13	T-2nd (-1.0)	4,327	2:49
27	5/7	@ CC	L, 5-4	Arrighetti, S (2-2)	Albright, L (1-2)	McDonald, C (1)	13-14	T-2nd (-2.0)	4,726	2:28
5/8		OFF								
28	5/9	MID	L, 11-9	Supak, T (2-0)	Hill, J (0-2)	-	13-15	2nd (-3.0)	6,284	2:47
29	5/10	MID	W, 6-3	Saalfrank, A (2-0)	Salinas, R (1-2)	-	14-15	2nd (-2.0)	4,495	2:20
30	5/11	MID	L, 16-6	Pérez, F (1-0)	Olivero, D (1-2)	-	14-16	2nd (-3.0)	5,363	2:56
31	5/12	MID	L, 6-1	Cushing J (1-0)	Tineo, M (0-3)	-	14-17	3rd (-4.0)	7,165	2:27
	5/13	MID	PPD							
32	5/14(1)	MID	W, 10-1	Albright, L (2-2)	Ginn, J (0-2)	-	15-17	-	0	1:40
33	5/14(2)	MID	L, 13-1	Tomioka, S (1-0)	Hill, J (0-3)	-	15-18	3rd (-4.0)	4,621	2:32
5/15		OFF								
34	5/16	@ FRI	L, 3-2	Church, M (2-2)	Goddard, J (1-1)	Starr, N (1)	15-19	3rd (-4.0)	10,019	2:30
35	5/17	@ FRI	L, 10-4	Leiter, J (2-2)	Olivero, D (1-3)	-	15-20	T-4th (-4.0)	2,890	2:27
36	5/18	@ FRI	L, 7-1	Garcia, R (1-3)	Bain, J (0-2)	-	15-21	5th (-4.0)	3,480	2:13
37	5/19	@ FRI	W, 2-1	Albright, L (3-2)	White, O (1-1)	Rice, J (2)	16-21	T-4th (-4.0)	5,943	2:24 (1:53)
38	5/20	@ FRI	L, 8-7 (10)	Kelly, A (2-0)	Stumpo, M (0-1)	-	16-22	T-4th (-5.0)	7,070	3:26
39	5/21	@ FRI	W, 3-1	Patrick, C (1-5)	Church, M (2-3)	Montes De Oca, C (2)	17-22	T-4th (-5.0)	6,306	2:32
5/22		OFF								
40	5/23	@ SA	L, 14-4	Bachar, L (2-0)	Olivero, D (1-4)	-	17-23	5th (-5.0)	5,054	2:48
41	5/24	@ SA	L, 4-3	Hernandez, N (3-1)	Montes De Oca, C (0-1)	-	17-24	5th (-5.0)	4,990	2:35
42	5/25	@ SA	L, 5-4	Kopps, K (3-0)	Otanez, M (1-1)	Jacob, A (1)	17-25	5th (-6.0)	3,549	2:35
43	5/26	@ SA	L, 8-2	Wolf, J (3-5)	Hill, J (0-4)	-	17-26	5th (-7.0)	4,124	2:57
44	5/27	@ SA	W, 1-0	Patrick, C (2-5)	Snider, D (0-3)	Saalfrank, A (1)	18-26	5th (-6.0)	4,828	2:30
45	5/28	@ SA	W, 9-3	Grammes, C (1-0)	Henry, H (1-2)	-	19-26	5th (-5.0)	3,530	2:46
5/29		OFF								
46	5/30	SPR	W, 7-1	Bain, J (1-2)	Gragg, L (0-3)	-	20-26	5th (-4.0)	4,179	2:11
47	5/31	SPR	W, 13-8	Stumpo, M (1-1)	Sawyer, L (1-2)	-	21-26	4th (-4.0)	4,177	3:03
48	6/1	SPR	W, 3-2	Grammes, C (2-0)	Pereira, W (3-3)	-	22-26	4th (-4.0)	4,690	1:54
49	6/2	SPR	PPD							
49	6/3 (1)	SPR	L, 5-4 (8)	Roycroft, C (1-0)	Backhus, K (0-1)	Granillo, A (2)	22-27	4th (-3.5)	-	2:26
50	6/3 (2)	SPR	W, 6-1 (7)	Olivero, D (2-4)	Hernandez, K (5-2)	-	23-27	4th (-4.0)	6,502	1:39
51	6/4	SPR	L, 6-5	Sawyer, L (2-2)	Grammes, C (2-1)	-	23-28	4th (-4.0)	5,636	2:44

