

# 2021 SUGAR LAND SKEETERS *MEDIA GUIDE*



TRIPLE-A AFFILIATE OF





# 2021 MEDIA GUIDE

TRIPLE-A AFFILIATE OF THE HOUSTON ASTROS

## TABLE OF CONTENTS

### Club Information

Front Office Directory .....	2
Executive Bios.....	3
Constellation Field.....	4-6
Media Information and Policies.....	7-8
Astros Minor League Affiliates.....	9
Astros Prospect Preview.....	10

### 2020 In Review

Constellation Energy League.....	11-12
----------------------------------	-------

### Skeeters Historical Info

Year-By-Year Results.....	13
Year-By-Year Leaders.....	14
Individual Single-Season Leaders.....	15-16
Team Single-Season Leaders.....	17
Individual Career Leaders.....	18-19
Individual Single-Game Records.....	20
Postseason Results.....	21
Single-Game Individual Postseason Records.....	22
Individual Single-Season Postseason Records.....	23
Individual Career Postseason Records.....	24
Year-By-Year Rosters.....	25-28
Year-By-Year Stats.....	29-36
Skeeters in the Major Leagues.....	37-38
Atlantic League/Team Awards.....	39

### Credits

The 2021 Sugar Land Skeeters Media Guide was researched, edited and written by Ryan Posner. All stats and historical information were provided by Baseball Reference, the Houston Astros and the Sugar Land Skeeters. Graphical assistance was provided by Megan Murnane. All photos were provided by the Sugar Land Skeeters and Houston Astros

### League Information

Albuquerque - El Paso - Las Vegas.....	40
Oklahoma City - Reno - Round Rock.....	41
Sacramento - Salt Lake - Tacoma.....	42

### 2021 Coaching Staff

Manager.....	43
Pitching Coach/Hitting Coach.....	44
Development Coach.....	45
Athletic Training Staff.....	45-46

### 2021 Skeeters Players

Abreu - Blanco.....	48-53
Conine - De La Cruz.....	53-60
Donato - Garza Jr.....	61-66
Hinojosa - Martinez.....	68-73
Matijevic - Rodriguez.....	75-80
Stubbs - Velazquez.....	88-92





# 2021 MEDIA GUIDE

TRIPLE-A AFFILIATE OF THE HOUSTON ASTROS

## FRONT-OFFICE DIRECTORY

### Administration

President..... Christopher Hill

General Manager..... Tyler Stamm

Assistant General Manager..... Chris Parsons

Director of Finance..... Greg Hodges

Office Administrator..... Ashley Richter

Special Assistant..... Deacon Jones

### Business Development

Senior Vice President of Business Development..... Bob Merrill

Senior Business Development Manager..... Sunny Okpon

Director of Special Projects..... Teneisha Richardson

### Ticketing and Customer Service

Vice President of Tickets..... Jennifer Schwarz

Box Office Manager..... Kaitlin Nieberding

### Community Development

Community Relations Manager..... Sallie Farris

Community Relations Coordinator..... Megan Brown

### Marketing and Communications

Marketing and Digital Media Coordinator..... Megan Murnane

Director of Media Relations..... Ryan Posner

Entertainment and Video Production Coordinator..... Troy Young

Marketing Coordinator..... Erin Williams

### Stadium Operations

Head Groundskeeper..... Brad Detmore

Director of Stadium Operation..... Doug Failing

Stadium Operations Manager..... Andrew Wagar

### Special Events

Vice President of Events..... Matt Thompson

Event Sales Manager..... Eddy Juarez

Event Operations Manager..... Russell Wohldmann

### Legends Hospitality

Legends Hospitality General Manager..... Greg Hernandez

Legends Accountant..... Andrea Jennings

Legends Head Chef..... Eric Robison

Legends Event & Sales Manager..... Jay Lero

Legends Operations Manager..... Ginavieve Keidel



# 2021 MEDIA GUIDE

TRIPLE-A AFFILIATE OF THE HOUSTON ASTROS

## EXECUTIVE BIOS

### Christopher Hill - President



Born and raised in North East, Maryland, Christopher Hill spent his first twenty-plus seasons in professional sports and arena management. Early career highlights include being the television producer for the first Minor League Baseball broadcast for the Florida Marlins and Colorado Rockies. He assisted in a successful start-up franchise in Wilmington, Delaware (including the first team in baseball to have a manager asked questions on live tv during a game, occurring at the 1993 Carolina League All-Star Game. The interview led to Wilmington winning the Larry MacPhail Award for the top promotional effort in MiLB. He also redesigned the official team logo of the Lake Elsinore Storm. The revised "Angry Eyes" mark became the top selling logo in minor league baseball for a record twelve consecutive seasons.

Later in his career Hill was recruited to the arena and Major League Sports environment being named the Sales Manager for the Arrowhead Pond of Anaheim (now the Honda Center)--one of the most successful arenas in the nation and home of the Mighty Ducks of Anaheim. During his time in Anaheim, he became the only non-Disney associate ever to develop and coordinate sponsorship agreements for the facility and the Mighty Ducks.

After a stint with an Austin, Texas-based internet startup, Hill joined one of the most prestigious Minor League Baseball teams in the nation, the Buffalo Bisons (Triple-A Toronto Blue Jays). While with Buffalo he was awarded the Business First 40 Under 40 award for being one of the most influential business leaders in Western New York under the age of forty. Highlights included the completion of a naming rights agreement with the Coca-Cola Company; one of only three relationships Coke has agreed to nationwide, and a broadcast television agreement that has contributed over one hundred live games to the Western New York Area on Time Warner Cable and the Yes Network. Also, Hill developed a relationship between Triple-A Baseball and Marvel Comics during 2007 and 2008.

For Sugar Land Hill was the first person on site, responsible for all initial revenue generation for the club including naming rights, skybox sales (completely sold out for the next ten seasons), ticket sales, and sponsorship sales with a focus on stadium Founding Partnerships (Directly responsible for selling four of the five and all were 10 year partnerships).

Hill returned to the Skeeters in 2018 after working at one of the top advertising agencies on the Gulf Coast and running his firm, 180 Messaging. Over his five years with the firm, 180 worked with area, regional, and national companies to hone their branding and refine their public communications efforts. Also, the firm has run successful bond initiatives in excess of \$20 million and developed targeted national campaigns for political strategies originating in Washington, DC. Recently, they were nationally recognized for a Reed Award for their campaign and branding efforts.

Hill and his wife, Christy, have three kids: Caden, Siena and Lauren, and reside in Missouri City.

### Tyler Stamm - General Manager



Tyler Stamm joined the Skeeters for their inaugural season in 2012, beginning as an intern. He was then hired prior to the 2013 as a sales associate and held the title of senior sales manager before being named interim general manager following the 2018 season. Stamm routinely finished as one of the top sales associates for the Skeeters. The interim title was lifted from Stamm and he became the team's official general manager leading into the 2019 campaign.

Stamm heads into his third full season as the team's general manager. He was integral into the development and the sustainability of the 2020 Constellation Energy League. Stamm helped construct the league's health and safety guidelines, playing schedule and player guidelines, as well as serving as the top executive on site for many nights throughout the season. Heading into the 2021 season, he's played a key role in stadium operations as Constellation Field underwent a multitude of renovations.

A Fort Worth native, Stamm graduated from Texas A&M University in 2012 with a degree in sports management. He serves on the board for Hope For Three Autism Advocates and has helped in the Skeeters hosting a yearly Hope For Three game each season. The Hope For Three game includes a speciality jersey that's auctioned off after the game, with proceeds directed toward Hope For Three. He also developed "Grace After Fire Night," with a jersey auction to benefit Grace After Fire, an organization that aids in women Veterans' transition back to civilian life.

Stamm and his wife, Jennifer, along with their dogs, Tank and Trooper, reside in Richmond.

### Chris Parsons - Assistant General Manager



Chris Parsons joined the Skeeters in October 2010, serving as one of the first employees hired to the front-office staff. He was promoted to his current role as assistant general manager in 2020. In his decade-plus with the Skeeters, Parsons has served a multitude of roles within the organization, including stadium operations, group sales, sponsorship activation and baseball operations. He played a pivotal role managing sponsorships amidst the COVID-19 pandemic and throughout the Constellation Energy League season.

In his current role as assistant general manager, Parsons oversees all corporate sponsorships and their activation. He also oversees the ordering and distribution of all promotional giveaways, among other duties.

Parsons graduated from Texas A&M with a B.S. in sports management and a minor in business. A Sugar Land native, Parsons currently lives in Richmond with his wife Sarah.



# 2021 MEDIA GUIDE

TRIPLE-A AFFILIATE OF THE HOUSTON ASTROS

## CONSTELLATION FIELD

### QUICK FACTS

Inaugural Season.....	2012
First Skeeters Game.....	04/26/2012
Stadium Architect.....	Barton Marlow
Dimensions.....	Left Field: 325 Feet Center Field: 405 Feet Right Field: 323 Feet
Largest Crowd.....	8,606 (07/04/2016 vs. New Britain)
All-Time Total Skeeters Attendance.....	2,843,701
All-Time Skeeters Openings.....	582

### YEAR-BY-YEAR ATTENDANCE

2012.....	Total: 465,511 Average: 6,650
2013.....	Total: 382,059 Average: 5,537
2014.....	Total: 383,465 Average: 5,557
2015.....	Total: 301,860 Average: 4,439
2016.....	Total: 300,331 Average: 4,483
2017.....	Total: 317,721 Average: 4,672
2018.....	Total: 328,491 Average: 4,562
2019.....	Total: 304,753 Average: 4,292
2020 (CEL).....	Total: 59,690 Average: 1,066

### ATLANTIC LEAGUE RECORDS

#### Single-Season Attendance

465,111  
2012

#### Single-Season Average Attendance

6,650  
2012

#### Single-Game Attendance

8,606  
07/04/2016

### AWARDS

#### Atlantic League Ballpark of the Year

2018  
2012

#### Ballpark Digest: Best of Ballparks

2018: Final Four  
2017: Round Three

### POSTSEASON

All-Time Total Att....	47,711 (through '18)
All-Time Openings.....	20
Largest Crowd.....	4,530 (10/01/2014)
.....	vs. Lancaster (W, 5-0)



# SUGAR LAND SKEETERS



# 2021 MEDIA GUIDE

TRIPLE-A AFFILIATE OF THE HOUSTON ASTROS

## CONSTELLATION FIELD (CONT.)

### Constellation Field Firsts

First Skeeters Game.....	April 26, 2012 (L, 3-2 vs. York)
Skeeters Win.....	April 27, 2012 vs. York (10-1)
First Hit.....	Scott Grimes, York (April 26, 2012)
First Skeeters Hit.....	Josh Pressly (April 26, 2012)
First Double.....	Josh Pressley (April 26, 2012)
First Triple.....	Travis Scott, York (April 27, 2012)
First Skeeters Triple.....	Bubba Bell (April 28, 2012)
First Home Run.....	Scott Grimes, York (April 26, 2012)
First Skeeters Home Run.....	Ben Harrison (April 26, 2012)
First Grand Slam.....	Ryan Garko, Long Island (May 12, 2012)
First Skeeters Grand Slam.....	Ofilio Castro (May 14, 2012)
First Cycle.....	Jeff Dominguez (September 4, 2015, vs. Somerset)
First Run Scored.....	Scott Grimes, York (April 26, 2012)
First Skeeters Run Scored.....	Jimmy Van Ostrand (April 26, 2012)
First Run Batted In.....	Scott Grimes, York (April 26, 2012)
First Skeeters Run Batted In.....	Ben Harrison (April 26, 2012)
First Stolen Base.....	Jason Botts (April 27, 2012)
First Pitcher Win.....	Ricardo Gomez, York (April 26, 2012)
First Skeeters Pitcher Win.....	Will Startup (April 27, 2012)
First Save.....	R.J. Rodriguez (April 26, 2012)
First Skeeters Save.....	Ryan Houston (April 28, 2012)
First Shutout.....	April 29, 2012 vs. York (W, 5-0)
First No-Hitter.....	Sugar Land Lightning Sloths (Combined), July 19, 2020
First Walk-Off Hit.....	Ofilio Castro (May 11, 2012, 2-1 vs. Long Island)
First Walk-Off Home Run.....	Jason Botts (May 15, '12, 6-5 vs. L. Island)
First Extra-Inning Game.....	May 15 vs. Long Island (W, 6-5)
First Playoff Game.....	September 17, 2013 vs. Somerset (L, 6-5)
First Skeeters Playoff Win.....	September 24, 2014 vs. York (9-2)



### Children's Memorial Hermann Play Land

An extensive park for children of all ages to play on, free with admission to Constellation Field. Just outside the center field wall, the Children's Memorial Hermann Play Land consists of our state-of-the-art Sport Court of Texas, playground equipment, and a splash pad.



### H-E-B Picnic Plaza

The H-E-B Picnic Plaza features seating for up to 500, the expansive shaded area has buffet-style food options available as well as the fabulous Premier Pools & Spa Pavilion. The H-E-B Picnic Plaza also gives you easy access to the Children's Memorial Hermann Play Land, the Bud Light Ice House and the main concourse.



### Bud Light Icehouse


A true Texas tradition, the Bud Light Icehouse is perched outside of the right-center field wall. Providing a great outdoor patio atmosphere, it features an excellent view of the playing field, open patio seating, and an outdoor grill that serves up the tastiest menu items Constellation Field has to offer.



### Insperity Club

These premium seats are located directly outside of the climate-controlled Insperity Club on the second level of Constellation Field (directly behind home plate). The Insperity Club offers gourmet dining, a full-service bar, 6,000 square feet of space and balcony seating.

## Texas-Sized Videoboard



Prior to the 2020 season, the Skeeters installed a new LED video board placed on their iconic state of Texas display in center field at Constellation Field. The Skeeters also installed a new LED ribbon video board in left field.

The new center-field display features a 17-percent increase in resolution over the previous video board. It measures approximately 25 feet high by 57.5 feet wide and features a 15HD pixel layout. With the addition of both new video boards, the Constellation Field outfield will now contain 1,542 square feet of digital real estate.

"The new video board builds upon the gold standard we've set for fan experience. It's size and state-of-the-art technology place us amongst the best in minor league baseball," said Skeeters Owner Kevin Zlotnik in January 2020. "Our fans are first-class and they deserve a first-class video board experience every time they come to watch Skeeters baseball at Constellation Field."

The left-field ribbon display was installed above the manual scoreboard at Constellation Field. It measures approximately 3.5 feet high by 33.5 feet long and features a 15HD pixel layout. This display shows complementary information to the main display as well as providing the opportunity to highlight sponsors throughout events.

The new outfield video boards were provided by Daktronics. The installation of the video boards was completed in April 2020 and made its debut in the Constellation Energy League.



# 2021 MEDIA GUIDE

TRIPLE-A AFFILIATE OF THE HOUSTON ASTROS

## CONSTELLATION FIELD (CONT.)

### 2021 Renovations

Following the announcement that the Skeeters became the Triple-A affiliate of the Houston Astros, Constellation Field, led by Astros owner Jim Crane and the City of Sugar Land, underwent significant renovations. The most pronounced of the renovations for the 2021 season occurred to the clubhouse and player development areas of Constellation Field. The entire player development area under the seating bowl at Constellation Field was demolished and reconstructed with numerous first class additions and upgrades. Along with the renovations to player development areas, Constellation Field received a new playing surface, right-field area, including bullpens, was amended and both the home and visitor dugouts were reconstructed. Below is a closer look at the renovations to Constellation Field that are in effect for the 2021 season.

### PLAYER DEVELOPMENT



- Addition of full-service kitchen and dining area
- Addition of video and analytics room
- Addition of state-of-the-art and HVAC'd batting cage area, with retractable netting to also allow for fielding work
- Reconstructed manager's office and coaches office, with the addition of a coaching lounge
- Reconstruction of groundskeeping area
- Reconstruction of home and visitor clubhouses
- Addition of full-service weight room and upgraded athletic training area and offices for athletic training staff
- Addition of female locker room for female coaches and umpires
- Addition of staff and mascot locker rooms
- Reconstruction of clubhouse attendant office and laundry area

### PLAYING SURFACE


- Complete re-sodding and re-leveling of playing surface
- Reconstruction of outfield wall padding
- Knotless netting extending across entire field level seating bowl
- Detachable sections of netting to allow for autographs and player interaction
- Reconstruction of pitching mound and home plate area
- Additional screening above previous batter's eye in center field
- Reconstruction of home and visitor dugouts
- Re-painted foul pools to match Astros orange

### RIGHT FIELD

- Amendment to previous Constellation Field dimensions, moving the right field fence in to 323 feet from the previous 348 feet
- Addition of fan amenity area in previous location of visitor bullpen in right-center field
- Bullpens stacked with one in front of the other rather than previous side-by-side construction (7-inch step between home and visitor bullpens)
- Reconstruction of bullpen mounds and lounging areas



Constellation Field prior to being re-sodded in February 2021



Construction in progress for Constellation Field's new right field alignment



# 2021 MEDIA GUIDE

TRIPLE-A AFFILIATE OF THE HOUSTON ASTROS

## MEDIA INFORMATION AND POLICIES

**Contact Information:** All media requests and questions should be directed to Ryan Posner, Director of Media Relations and Broadcasting, (281) 207-9132, [rposner@sugarlandskeeters.com](mailto:rposner@sugarlandskeeters.com)

**Media Credentials:** 2021 Sugar Land Skeeters media credentials will be issued only to accredited media members. Season-long credentials will only be issued to legitimate newsgathering organizations that cover the Skeeters on a daily basis. To apply for season-long media credentials, please contact Ryan Posner, Director of Media Relations, at [rposner@sugarlandskeeters.com](mailto:rposner@sugarlandskeeters.com). The Skeeters will be exceedingly selective in issuing season-long credentials to online-only publications. Those denied season-long credentials may apply for daily credentials.

Daily credentials will be issued to individuals or organizations who do not qualify for season-long credentials, including freelance writers, most bloggers and reporters for weekly/monthly shows and publications. Daily credentials will also be issued to radio, TV stations and newspapers as needed for additional personnel. The Skeeters require at least a 24-hour notice for all daily credential requests. All weekend requests should be made by 3 p.m. on the Thursday prior.

Daily credential requests can be applied for by contacting Ryan Posner at [rposner@sugarlandskeeters.com](mailto:rposner@sugarlandskeeters.com). Under no circumstances are media credentials to be transferred from person to person without the expressed permission and approval of the Sugar Land Skeeters media relations department. Violation of this policy may result in the informing of league offices, dismissal of the media member from Constellation Field and confiscation of the violator's media credential.

**Credential Pickup:** Upon approval of credential request, media members may pick up daily credentials at the Constellation Field Ticket Office Will Call window during normal business hours or beginning at 10 a.m. on day of game. A valid photo ID will be required upon pickup. Any special pickup requests should be directed to [rposner@sugarlandskeeters.com](mailto:rposner@sugarlandskeeters.com).

**Parking:** All media members with credentials for a given game will have their names placed on a parking list and will be able to check in with a Constellation Field parking lot usher.

**Press Box:** The Constellation Field press box is located on the main concourse behind home plate and will be open three hours prior to first pitch. Press box admittance is reserved for *WORKING MEDIA ONLY*. Prior to each contest, media guides, game notes, stat packs, rosters and starting lineups will be made available in the press. Media credentials must be worn visibly for admittance into the press box. There is absolutely no cheering in the working area. Violators will be asked to leave and may result in a revocation of credentials.

**Clubhouse Access:** The Skeeters clubhouse is off limits and closed to the media unless given special permission by the Skeeters Media Relations Department. Players and coaches may be interviewed outside of the clubhouse upon request.

**Restricted Access Areas** Credentialed media are permitted throughout Constellation Field, with a few exceptions.

- Skeeters Front Office: Access to the front office, located on the first floor of Constellation Field behind home plate, is permitted only with an employee host. Violation of this policy will result in the dismissal of the media member from Constellation Field and confiscation of the violator's media credential(s).

**Field Access:** Properly credentialed media are permitted access to the field and dugout areas, but are required to stay on the warning track, especially when the team is taking batting practice. Media must leave the field and dugout areas no later than one hour prior to game time



# 2021 MEDIA GUIDE

TRIPLE-A AFFILIATE OF THE HOUSTON ASTROS

## MEDIA INFORMATION AND POLICIES (CONT.)

**Media Interviews:** Skeeters players and coaches may be made available for interviews prior to on-field stretching and the conclusion of batting practice. Interviews cannot be conducted during batting practice. Media members wishing to do off-site interviews or a feature story should contact the Skeeters no later than 72 hours prior to the scheduled interview time. The media is asked to be respectful of the players' pre-game schedule when requesting an interview. No one will be permitted to interview starting pitchers prior to the game on the day of their start.

### Batting Practice Schedule:

7:05 P.M. GAME	6:05 P.M. GAME	2:05 P.M. GAME
<i>Skeeters Batting Practice</i>	<i>Skeeters Batting Practice</i>	<i>Skeeters Batting Practice</i>
3:45-4:45	2:45-3:45	10:45-11:45
<i>Visiting Batting Practice</i>	<i>Visiting Batting Practice</i>	<i>Visiting Batting Practice</i>
4:45-5:45	3:45-4:45	11:45-12:45

\* *Batting practice times are subject to change or cancellation*

**Photographers:** Still photographers are permitted access to photo wells located at the end of each dugout. Photographers must request usage 24-hours in advance using the guidelines outlined for daily credentials. Photographers are not permitted in the actual dugout area or on the field once the game begins. Please wait until the end of the inning to move to or from photo wells. All photographers must have credentials showing at all times, and must take every precaution to not impede the views of ticketed fans.

**Autographs:** Credentialed media members are NOT permitted under any circumstances to seek autographs, personal photographs, baseball, bats, etc. on the field of play or in either clubhouse. Violation of this policy will result in the dismissal of the media member from Constellation Field and confiscation of the violator's media credential(s).

**Logos:** Newsgathering outlets can access the Skeeters' most up-to-date logo set by visiting [sugarlandskeeters.com/logos](http://sugarlandskeeters.com/logos). For any questions regarding proper logo use, please contact [rposner@sugarlandskeeters.com](mailto:rposner@sugarlandskeeters.com)



# SUGAR LAND SKEETERS



# 2021 MEDIA GUIDE

TRIPLE-A AFFILIATE OF THE HOUSTON ASTROS

## HOUSTON ASTROS MINOR LEAGUE AFFILIATES

### Triple-A: Sugar Land Skeeters



**Stadium**.....Constellation Field  
 .....1 Stadium Dr.,  
 .....Sugar Land, TX 77498  
**Capacity**.....7,500  
**Dimensions**.....Left Field: 325 feet  
 .....Center Field: 405 feet  
 .....Right Field: 323 feet  
**Phone**.....(281) 240-4487  
**Website**.....www.sugarlandskeeters.com

**President**.....Christopher Hill  
**General Manager**.....Tyler Stamm  
**League**.....Triple-A West  
**Field Manager**.....Mickey Storey  
**Pitching Coach**.....Erick Abreu  
**Hitting Coach**.....Ben Rosenthal  
**2019 Record**.....84-56 (Round Rock)  
**2019 Finish**.....PCL Finals (Round Rock)  
**PR Contact**.....rposner@sugarlandskseeters.com  
**Astros Affiliate**.....Since 2021

### Double-A: Corpus Christi Hooks



**Stadium**.....Whataburger Field  
 .....734 E Port Ave.  
 .....Corpus Christi, TX 78401  
**Capacity**.....7,679  
**Dimensions**.....Left Field: 315 feet  
 .....Center Field: 400 feet  
 .....Right Field: 325 feet  
**Phone**.....(361) 561-4665  
**Website**.....www.cchooks.com

**General Manager**.....Brady Ballard  
**League**.....Double-A Central  
**Field Manager**.....Gregorio Petit  
**Pitching Coach**.....Graham Johnson  
**Hitting Coach**.....Rafael Pena  
**2019 Record**.....66-73  
**2019 Finish**.....Missed Playoffs  
**PR Contact**.....mcoffin@cchooks.com  
**Astros Affiliate**.....Since 1991

### High-A: Asheville Tourists



**Stadium**.....McCormck Field  
 .....30 Buchanan Pl.  
 .....Asheville, NC 28801  
**Capacity**.....4,000  
**Dimensions**.....Left Field: 326 feet  
 .....Center Field: 373 feet  
 .....Right Field: 297 feet  
**Phone**.....(828) 258-0428  
**Website**.....www.theashevilletourists.com

**President**.....Brian DeWine  
**General Manager**.....Larry Hawkins  
**League**.....High-A East  
**Field Manager**.....Nate Shaver  
**Pitching Coach**.....Eric Nielson  
**Hitting Coach**.....Sean Godfrey  
**2019 Record**.....68-72  
**2019 Finish**.....Missed Playoffs  
**PR Contact**.....dmaurer@theashevilletourists.com  
**Astros Affiliate**.....Since 2021

### Low-A: Fayetteville Woodpeckers



**Stadium**.....Segra Stadium  
 .....460 Hay St.  
 .....Fayetteville, NC 28301  
**Capacity**.....4,786  
**Dimensions**.....Left Field: 319 feet  
 .....Center Field: 400 feet  
 .....Right Field: 330 feet  
**Phone**.....(910) 339-1989  
**Website**.....www.milb.com/fayetteville

**Marketing Director**.....Pete Subbara  
**League**.....Low-A East  
**Field Manager**.....Ray Hernandez  
**Pitching Coach**.....Todd Naskedov  
**Hitting Coach**.....Jose Puentes  
**2019 Record**.....72-67  
**2019 Finish**.....Carolina League Semifinals  
**PR Contact**.....psubbara@astros.com  
**Astros Affiliate**.....Since 2017



# 2021 MEDIA GUIDE


TRIPLE-A AFFILIATE OF THE HOUSTON ASTROS

## 2021 ASTROS PROSPECT PREVIEW

### Astros Top 30 Prospects

1. RHP Forrest Whitley.....Peak: Triple-A; ETA 2023  
.....No. 41 overall prospect in MLB
2. INF/OF Pedro Leon.....Peak: N/A; ETA 2022
3. RHP Hunter Brown.....Peak: Short-Season; ETA: 2022
4. 2B/SS Jeremy Pena.....Peak: High-A; ETA 2021
5. C Korey Lee.....Peak: Short-Season; ETA 2022
6. RHP Luis Garcia.....Peak: MLB  
.....2020 MLB Stats: 0-1, 2.92 ERA, 5 G, 1 GS, 12.1 IP, 7 H, 9 K, .167 AVG
7. INF Freudis Nova.....Peak: Single-A; ETA 2023
8. OF Colin Barber.....Peak: Rookie League; ETA 2023
9. RHP Jairo Solis.....Peak: Single-A; ETA 2022
10. RHP Tyler Ivey.....Peak: Short-Season; ETA 2022
11. RHP Alex Santos.....Peak: N/A; ETA 2024
12. RHP Shawn Dubin.....Peak: High-A; ETA 2021
13. OF Zach Daniels.....Peak: N/A; ETA: 2023
14. RHP Bryan Abreu.....Peak: MLB  
.....2020 MLB Stats: 0-0, 2.70 ERA, 4 G, 3.1 IP, 3 K
15. RHP Peter Solomon.....Peak: High-A; ETA 2022
16. SS/3B Grae Kessinger.....Peak: Single-A; ETA 2022
17. OF Jordan Brewer.....Peak: Short-Season; ETA 2023
18. RHP Jose Alberto Rivera.....Peak: Single-A; ETA 2022
19. OF Chas McCormick.....Peak: Triple-A; ETA: 2021
20. RHP Tyler Brown.....Peak: N/A; ETA 2023
21. RHP Jojane Torres.....Peak: High-A; ETA 2021
22. 1B/OF/3B Taylor Jones.....Peak: MLB  
.....2020 MLB Stats: 7 G, .190 AVG/.227 OBP/.381 SLG, 1 HR, 3 RBI
23. SS Duari Lorenzo.....Peak: N/A; ETA 2024
24. RHP Brett Conine.....Peak: Double-A; ETA: 2021
25. RHP Austin Hansen.....Peak: High-A; ETA 2022
26. RHP Jairo Lopez.....Peak: Short-Season; ETA 2023
27. RHP Nivaldo Rodriguez.....Peak: MLB  
.....2020 MLB Stats: 0-1, 6.23 ERA, 5 G, 8.2 IP, 8 K
28. RHP Blair Henley.....Peak: Short-Season; ETA 2022
29. C/1B Nathan Perry.....Peak: Short-Season; ETA 2023
30. OF Ronnie Dawson.....Peak: Triple-A; ETA 2021

\*Prospect rankings and projections provided by MLB.com



Infielder Abraham Toro was named the Astros 2019 Minor League Player of the Year



Right-hander Cristian Javier was named the Astros 2019 Minor League Pitcher of the Year

### Top Organizational Tools (per Baseball America)

**Best Hitter for Average:** OF Chas McCormick

**Best Power Hitter:** OF Zach Daniels

**Best Strike-Zone Discipline:** SS/3B Grae Kessinger

**Fastest Baserunner:** OF Zach Daniels

**Best Athlete:** OF Zach Daniels

**Best Fastball:** RHP Hunter Brown

**Best Curveball:** RHP Bryan Abreu

**Best Slider:** RHP Bryan Abreu

**Best Changeup:** RHP Luis Garcia

**Best Control:** RHP Brett Conine

**Best Defensive Catcher:** C Korey Lee

**Best Defensive Infielder:** 2B/SS Jeremy Pena

**Best Infield Arm:** INF Freudis Nova

**Best Defensive Outfielder:** OF Jake Meyers

**Best Outfield Arm:** OF Richi Gonzalez

### 2020 MLB Draft Results


RD	Pick	Name	School	Pos.	B/T	Info
2C	72	Santos II, Alex	Mount Saint Michael Academy (NY)	P	R/R	6'3", 185 lbs
3	101	Brown, Tyler	Vanderbilt	P	R/R	6'4", 242 lbs
4	131	Daniels, Zach	Tennessee	OF	R/R	6'1", 210 lbs
5	160	Whitcomb, Shay	UC San Diego	SS	R/R	6'3", 200 lbs



# 2021 MEDIA GUIDE

TRIPLE-A AFFILIATE OF THE HOUSTON ASTROS

## CONSTELLATION ENERGY LEAGUE



Professional sports teams were not able to escape the hardships brought on by the onset of the COVID-19 pandemic at the beginning of 2020. Minor league teams, especially, were hit hard. The Skeeters were just months away from opening their ninth season in the Atlantic League before March hit and their front office was closed. Their Atlantic League season was certainly in peril. A few months had passed before Major League Baseball icon Roger Clemens had a chat with Skeeters President Christopher Hill regarding the Skeeters hosting their own league at Constellation Field, with the sporting world near-completely shut down and an Atlantic League season looking like a longshot. At the time of that early May conversation, it didn't seem logistically feasible to find enough players to populate the league. However, like clockwork, MLB teams purged much of their minor leaguers in a cost-cutting measure a couple weeks later. Now, the Skeeters would have enough players to make the Constellation Energy League a reality.

While Clemens and Skeeters manager Pete Incaviglia began work on gathering players, Hill and Skeeters General Manager Tyler Stamm and Assistant General Manager Chris Parsons began to work

with government officials and medical professionals to draw up the league's health and safety guidelines, which closely resembled MLB health and safety protocols. Incaviglia and Clemens quickly filled the player pool with the necessary players. That pool included dozens of former Major Leaguers and numerous Top-30 MLB prospects, due to MLB allowing minor leaguers to play independent baseball in 2020. Former Major Leaguers Greg Swindell and Dave Eiland joined Incaviglia and Clemens' oldest son, Koby, as the managers of the league's four teams. Those four teams would be named Team Skeeters (Incaviglia), Team Texas (Koby Clemens), Sugar Land Lightning Sloths (Swindell) and Eastern Reyes del Tigre (Eiland). Jerseys were provided in part by the Skeeters, the Clemens' and orange Rawlings jerseys with the word "Eastern" donated by Rawlings. A lengthy health and safety guideline was drawn up by Stamm, Hill and Parsons, including players testing protocols and retro-fitting the ballpark to meet social-distancing standards.

The league was set to begin on Jul 3, 2020, but a spike in COVID-19 cases in Houston pushed Opening Day back a week. The Constellation Energy League played its first game on July 10, between Team Skeeters and Eastern Reyes del Tigre. The opener was one of five games aired on AT&T SportsNet Southwest as the Reyes del Tigre marched to a 7-0 win. The next eight weeks, the Skeeters provided the Houston community with live baseball and a venue to escape some of the harsh realities of the COVID-19 pandemic.

Several key baseball storylines arose throughout the two-month league. Former Major League All-Star Fernando Rodney had his contract purchased by the Astros in late July, becoming the first of six players who had their contract purchased by MLB teams during the season. Many others went on to sign with MLB teams during the offseason. With a compacted 58-game season and a finite amount of players, games moving past the ninth inning were decided by a home run derby. A few weeks into the season, the Lightning Sloths threw a combined no-hitter in a seven-inning game (seven-inning games were played on Saturdays and Sundays in order to have doubleheaders). It was the first-ever no-hitter thrown in Constellation Field's history. Young breakout stars like Ford Proctor, who would go on to unanimously win the CEL MVP award, were able to put their talents on display. Sons of former MLB stars such as Kody and Kacy Clemens (Roger Clemens), Preston Palmeiro (Rafael Palmeiro), Brantley Bell (Jay Bell), Trei Cruz (Jose Cruz Jr.), Ryan Reynolds (Shane Reynolds) C.J. McElroy (Chuck McElroy) continued their baseball lineages. Jose Cruz Jr. and Jay Bell even took time out to serve as assistant coaches for their son's teams.

All the while, fans at Constellation Field enjoyed some of the giveaways and speciality jerseys that were set to be rolled out in 2020. The CEL played its final game on Aug. 30, without a single disruption throughout the season -- despite numerous hurricanes just missing Houston, power outages and the continued pandemic. Over 50,000 fans were able to take in live baseball in Sugar Land in 2020. Shortly after the conclusion of the season, it was announced the Skeeters would become the Astros Triple-A affiliate, making the CEL their last major endeavor as an independent baseball franchise.



Former Major League icon Roger Clemens stands with his son Koby (22) as they prepare for Team Texas' game against the Eastern Reyes del Tigre on July 26 at Constellation Field



Team Skeeters manager Pete Incaviglia greets left-hander Robby Scott and outfielder Zach Borenstein prior to the Constellation Energy League Opening Day on July 10 at Constellation Field.



Team Texas celebrates a home run derby win over the Eastern Reyes del Tigre on July 19, with former Major Leaguer Tommy Joseph (16) providing the decisive blow.

## SUGAR LAND SKEETERS



# 2021 MEDIA GUIDE

TRIPLE-A AFFILIATE OF THE HOUSTON ASTROS

## CONSTELLATION ENERGY LEAGUE (CONT.)

### Constellation Energy League

#### All-Star Team

- C.....Jake Romanski (Skeeters)
- 1B.....Casey Gillaspie (Reyes del Tigre)
- 2B.....Dustin Peterson (Skeeters)
- 3B.....Ryder Jones (Skeeters)
- SS.....Ford Proctor (Reyes del Tigre)
- OF.....Courtney Hawkins (Skeeters)
- OF.....Evan Marzilli (Reyes del Tigre)
- OF.....Jamie Westbrook (Lightning Sloths)
- DH.....Jared Walker (Reyes del Tigre)
- UTL.....Kody Clemens (Texas)
- UTL.....David Hamilton (Texas)
- SP.....Matt Dermody (Skeeters)
- SP.....Anthony Vasquez (Reyes del Tigre)
- SP.....Joe Wieland (Lightning Sloths)
- RP.....Alex Mateo (Texas)
- RP.....Zac Rosscup (Lightning Sloths)
- RP.....Robby Scott (Skeeters)


### Constellation Energy League

#### Superlatives


- MVP: Ford Proctor  
(28 G, .346/.500/.679, 18 R, 9 2B, 3 3B, 4 HR, 21 RBI, 7 SB)
- Pitcher of the Year: Joe Wieland  
(2-1, 2.48 ERA, 9 GS, 37.1 IP, 13 BB, 56 SO, 1.071 WHIP)
- Defensive Player of the Year: Trei Cruz  
(25 appearances for Reyes Del Tigre, playing SS, 2B and 3B)
- Lightning Sloths MVP: Jamie Westbrook  
(27 G, .294/.347/.553, 8 R, 7 2B, 5 HR, 18 RBI)
- Reyes del Tigre MVP: Ford Proctor
- Skeeters MVP: Dustin Peterson  
(28 G, .309/.400/.500, 15 R, 9 2B, 3 HR, 11 RBI, 3 SB)
- Texas MVP: Kody Clemens  
(28 G, .233/.291/.456, 14 R, 6 2B, 1 3B, 4 HR, 12 RBI, 2 SB)



CEL Most Valuable Player, Ford Proctor



CEL Pitcher of the Year, Joe Wieland



CEL Defensive Player of the Year, Trei Cruz



Right-hander Chase De Jong made three appearances (two starts) with the Houston Astros in 2020.



Former Major Leaguer Zac Rosscup was 2-0 with a 0.71 ERA in appearances for the Lightning Sloths.

### Constellation Energy League Contracts Purchased

- RHP Fernando Rodney.....Houston Astros
- RHP Brett Eibner\*.....Miami Marlins
- RHP Chase De Jong\*.....Houston Astros
- LHP Matt Dermody\*.....Chicago Cubs
- LHP Zac Rosscup.....Colorado Rockies

\*Denotes that player appeared in Major Leagues in 2020

\*\* Players listed in order of contract purchase date

### Constellation Energy League Notable Players

- OF Barrett Barnes.....45th overall pick, 2012 MLB Draft
- IF Brantley Bell.....Son of former MLB All-Star Jay Bell
- OF Will Benson.....14th overall pick, 2016 MLB Draft
- RHP Aaron Blair.....2-year MLB vet., 36th overall pick, 2013
- IF Gavin Cecchini.....2-year MLB vet., 12th overall pick, 2012
- RHP Jonathan Crawford.....20th overall pick, 2013 MLB Draft
- LHP Ian Clarkin.....33rd overall pick, 2013 MLB Draft
- IF Kacy Clemens.....Son of 7-time Cy Young winner Roger Clemens
- IF Kody Clemens.....Son of Roger Clemens, Top-30 DET prospect
- LHP Kyle Crockett.....5-year Major League veteran
- IF Trei Cruz.....Son of Jose Cruz Jr., Top-30 DET prospect
- IF Braxton Davidson.....32nd overall pick, 2014 MLB Draft
- RHP Chase De Jong.....3-year Major League veteran
- IF Lucas Erceg.....Top-30 Milwaukee Brewers prospect
- IF Casey Gillaspie.....20th overall pick, 2014 MLB Draft
- OF Courtney Hawkins.....13th overall pick, 2012 MLB Draft
- LHP T.J. House.....4-year Major League veteran
- LHP David Huff.....8-year Major League veteran
- OF Greyson Jennista.....Top-30 Atlanta Braves prospect
- IF Casey Gillaspie.....20th overall pick, 2014 MLB Draft

- IF Tommy Joseph.....2-year Major League veteran
- IF Ryder Jones.....2-year Major League veteran
- LHP Scott Kazmir.....3-time MLB All-Star
- RHP Adam Kloffenstein.....Top-10 Toronto Blue Jays prospect
- RHP Alec Marsh.....Top-30 Kansas City Royals prospect
- OF C.J. McElroy.....Son of former MLB LHP Chuck McElroy
- OF Jared Mitchell.....23rd overall pick, 2009 MLB Draft
- IF Preston Palmeiro.....Son of former MLB All-Star, Rafael Palmeiro
- RHP Felipe Paulino.....6-year Major League veteran
- IF D.J. Peterson.....12th overall pick, 2013 MLB Draft
- IF Dustin Peterson.....2-year Major League veteran
- IF Ryan Reynolds.....Son of former MLB All-Star Shane Reynolds
- RHP Fernando Rodney.....17-year MLB veteran, 3-time MLB All-Star
- LHP Robbie Ross.....6-year MLB veteran
- LHP Zac Rosscup.....6-year MLB veteran
- C Cameron Rupp.....5-year MLB veteran
- LHP Robby Scott.....4-year MLB veteran
- RHP Joe Wieland.....4-year MLB veteran

\*Prospect ratings provided by MLB.com



Former MLB All-Star Greg Swindell (left) was the manager of the Sugar Land Lightning Sloths, with fellow Major Leaguer Todd Haney (right) as his assistant coach



Longtime Major League reliever and three-time All-Star Fernando Rodney made one appearance for the Skeeters before having his contract purchased by the Astros



# 2021 MEDIA GUIDE

TRIPLE-A AFFILIATE OF THE HOUSTON ASTROS

## SKEETERS YEAR-BY-YEAR RESULTS

YEAR	MANAGER	W-L	PERCENTAGE	GB	FINISH	ATTENDANCE	NOTES
2012	Gary Gaetti	64-76	.457	24	Missed Playoffs	465,511	Set Atlantic League record for single-season attendance
2013	Gary Gaetti	95-45	.679	--	Lost in first round of playoffs	382,059	Set Atlantic League record for single-season winning percentage
2014	Gary Gaetti	80-60	.571	1	Lost in Atlantic League Championship Series	383,465	NBA Hall-of-Famer Tracy McGrady appeared in four games
2015	Gary Gaetti	68-71	.489	6.5	Missed Playoffs	301,860	Former All-Star Rafael Palmeiro appeared in one game with son Patrick Palmeiro.
2016	Gary Gaetti	74-66	.529	2	Won Atlantic League Championship	300,331	Won first-ever Atlantic League title
2017	Gary Gaetti	67-73	.479	9	Missed Playoffs	317,721	
2018	Pete Incaviglia	81-45	.643	--	Won Atlantic League Championship	328,491	Set franchise record with 12 contracts purchased by MLB teams
2019	Pete Incaviglia	72-66	.522	2	Lost in Atlantic League Championship Series	532,560	Re-set franchise record with 13 contracts purchased by MLB teams

## SKEETERS YEAR-BY-YEAR TEAM STATS

### HITTING

YEAR	AVG	G	AB	R	H	2B	3B	HR	RBI	BB	SO	SB	OBP	SLG	OPS
2012	.263	140	4731	597	1245	254	25	103	562	405	865	69	.325	.393	.718
2013	.261	140	4751	706	1241	218	28	126	633	496	948	160	.336	.398	.735
2014	.249	140	4638	587	1157	182	31	96	532	448	816	59	.319	.364	.683
2015	.253	139	4651	558	1177	228	14	91	502	410	941	115	.317	.367	.684
2016	.267	140	4756	643	1270	249	32	125	592	415	969	84	.329	.412	.741
2017	.261	140	4679	611	1219	238	19	121	567	437	920	162	.325	.397	.722
2018	.273	126	4202	632	1148	210	14	113	578	437	895	146	.347	.411	.758
2019	.260	138	4623	662	1202	221	17	129	611	498	1008	211	.335	.399	.734

### PITCHING

YEAR	W	L	ERA	G	GS	CG	SHO	SV	SVO	IP	H	R	ER	HR	HB	BB	IBB	SO	AVG
2012	64	76	4.33	140	140	2	9	33	33	1215.0	1202	652	584	110	62	433	28	892	.259
2013	95	45	3.20	140	140	1	10	50	50	1242.0	1109	491	442	94	42	408	23	810	.240
2014	80	60	3.40	140	140	1	15	38	38	1232.0	1188	537	465	80	62	408	18	941	.256
2015	68	71	3.64	139	139	3	6	37	37	1206.0	1247	570	488	88	41	317	33	965	.264
2016	74	66	4.01	140	140	2	7	45	45	1224.0	1293	630	546	99	61	400	28	957	.272
2017	67	73	3.86	140	140	7	8	36	37	1212.1	1216	591	520	89	57	443	25	936	.264
2018	81	45	3.19	126	126	2	13	38	38	1090.1	1013	457	387	71	30	329	11	992	.244
2019	72	66	4.16	138	138	1	13	35	52	1203.2	1226	643	556	106	46	466	23	1073	.265

# SUGAR LAND SKEETERS



# 2021 MEDIA GUIDE

TRIPLE-A AFFILIATE OF THE HOUSTON ASTROS

## YEAR-BY-YEAR LEADERS

### BATTING AVERAGE

2012.....	Ofilio Castro (.306)
2013.....	Aaron Bates (.306)
2014.....	Delwyn Young (.289)
2015.....	Delwyn Young (.285)
2016.....	Ricky Hague (.311)
2017.....	Kevin Ahrens (.279)
2018.....	Matt Chavez (.320)
2019.....	Juan Silverio (.293)

### TRIPLES

2012.....	Dominic Ramos (7)
2013.....	Dustin Martin/Travis Scott (4)
2014.....	Ryan Langerhans (8)
2015.....	Denny Almonte (5)
2016.....	Rene Tosoni (12)
2017.....	Joe Benson (6)
2018.....	Alvaro Rondon (5)
2019.....	Juan Silverio (5)

### WINS

2012.....	Jason Lane/Bobby Livingston (9)
2013.....	Matt Wright (10)
2014.....	David Pauley (13)
2015.....	Josh Geer/Roy Merritt (7)
2016.....	Sean Gallagher (10)
2017.....	Jake Hale (11)
2018.....	Three tied (8)
2019.....	Dallas Beeler (9)

### GAMES

2012.....	Ofilio Castro (124)
2013.....	Adam Godwin (130)
2014.....	Delwyn Young (135)
2015.....	Chris Wallace (129)
2016.....	Jeremy Barfield (135)
2017.....	Josh Prince (127)
2018.....	Anthony Giansanti (122)
2019.....	Juan Silverio (128)

### HOME RUNS

2012.....	Josh Pressley (16)
2013.....	Koby Clemens (21)
2014.....	Delwyn Young (20)
2015.....	Chris Wallace (17)
2016.....	Jeremy Barfield (27)
2017.....	Andy Wilkins (13)
2018.....	Courtney Hawkins (18)
2019.....	Denis Phipps (21)

### ERA

2012.....	Matt Wright (2.20*)
2013.....	Matt Wright (2.63*)
2014.....	David Pauley (2.67)
2015.....	Sean Gallagher (3.51)
2016.....	Roy Merritt (2.99)
2017.....	Jake Hale (3.24)
2018.....	James Russell (2.36)
2019.....	Troy Scribner (3.68)

\* Not qualifiers

### RUNS

2012.....	Ofilio Castro (66)
2013.....	Adam Godwin (86)
2014.....	Ryan Langerhans (84)
2015.....	Chris Wallace (64)
.....	Delwyn Young (64)
2016.....	Jeremy Barfield (87)
2017.....	Josh Prince (75)
2018.....	Barrett Barnes (86)
2019.....	Juan Silverio (79)

### RBIS

2012.....	Josh Pressley (74)
2013.....	Koby Clemens (60)
2014.....	Delwyn Young (88)
2015.....	Chris Wallace (83)
2016.....	Jeremy Barfield (85)
2017.....	Travis Scott (58)
2018.....	Matt Chavez/Courtney Hawkins (72)
2019.....	Denis Phipps (81)

### SAVES

2012.....	Gary Majewski (25)
2013.....	Gary Majewski (23)
2014.....	Gary Majewski (24)
2015.....	Derrick Loop (15)
2016.....	Derrick Loop (32)
2017.....	Felipe Paulino (16)
2018.....	Felipe Paulino (33)
2019.....	Felipe Paulino (15)

### HITS

2012.....	Ofilio Castro (143)
2013.....	Adam Godwin (157)
2014.....	Delwyn Young (153)
2015.....	Delwyn Young (131)
2016.....	Jeremy Barfield (156)
2017.....	Anthony Giansanti (127)
2018.....	Matt Chavez (151)
2019.....	Juan Silverio (143)

### STOLEN BASES

2012.....	Bubba Bell (11)
.....	Steve Moss (11)
2013.....	Adam Godwin (50)
2014.....	Adam Godwin (13)
2015.....	Denny Almonte (24)
2016.....	Josh Prince (24)
2017.....	Josh Prince (55)
2018.....	Alvaro Rondon (38)
2019.....	Rico Noel (45)

### INNINGS PITCHED

2012.....	Jason Lane (110.2)
2013.....	Jason Lane (105.2)
2014.....	Matt Wright (155.1)
2015.....	Sean Gallagher (159)
2016.....	Sean Gallagher (154.1)
2017.....	Brett Marshall (163.2)
2018.....	Konner Wade (136.2)
2019.....	Dallas Beeler (144.2)

### DOUBLES

2012.....	Bubba Bell (35)
2013.....	Anthony Bates (26)
2014.....	Delwyn Young/Dominic Ramos (25)
2015.....	Chris Wallace (32)
2016.....	Jeremy Barfield (31)
2017.....	Kevin Ahrens (27)
2018.....	Derek Norris (24)
2019.....	Anthony Giansanti (28)

### WALKS

2012.....	Josh Pressley (59)
2013.....	Anthony Bates (60)
2014.....	Ryan Langerhans (91)
2015.....	Travis Scott (51)
2016.....	Josh Prince (67)
2017.....	Josh Prince (85)
2018.....	Barrett Barnes (80)
2019.....	Jason Martinson (76)

### STRIKEOUTS

2012.....	Michael Nix (88)
2013.....	Matt Wright (68)
2014.....	Matt Wright (137)
2015.....	Sean Gallagher (128)
2016.....	Sean Gallagher (112)
2017.....	Mitch Talbot (108)
2018.....	James Russell (98)
2019.....	Troy Scribner (127)



# 2021 MEDIA GUIDE

TRIPLE-A AFFILIATE OF THE HOUSTON ASTROS

## SINGLE-SEASON BATTING LEADERS

### GAMES

T1. Jeremy Barfield.....	135 (2016)
T1. Delwyn Young.....	135 (2014)
3. Adam Godwin.....	130 (2013)
T4. Chris Wallace.....	129 (2015)
T4. Dominic Ramos.....	129 (2014)
T4. Dominic Ramos.....	129 (2014)
7. Patrick Palmeiro.....	128 (2015)
T7. Juan Silverio.....	128 (2019)
9. Josh Prince.....	127 (2017)
10. Aaron Bates.....	126 (2013)

### BATTING AVERAGE

1. Matt Chavez.....	.320 (2018)
2. Ricky Hague.....	.311 (2016)
T3. Jeremy Barfield.....	.306 (2016)
T3. Aaron Bates.....	.306 (2013)
T3. Ofilio Castro.....	.306 (2012)
6. Rene Tosoni.....	.301 (2016)
7. Delwyn Young.....	.297 (2016)
8. Anthony Giansanti.....	.295 (2018)
9. Juan Silverio.....	.293 (2019)
T10. Bubba Bell.....	.289 (2012)
T10. Delwyn Young.....	.289 (2014)

### AT-BATS

1. Adam Godwin.....	556 (2013)
2. Delwyn Young.....	530 (2014)
3. Jeremy Barfield.....	510 (2016)
4. Jeff Dominguez.....	492 (2016)
5. Juan Silverio.....	488 (2019)
6. Chris Wallace.....	482 (2015)
7. Matt Chavez.....	472 (2018)
8. Josh Prince.....	471 (2017)
9. Ofilio Castro.....	468 (2012)
T10. Anthony Giansanti.....	465 (2017)
T10. Anthony Giansanti.....	465 (2018)

### RUNS

1. Jeremy Barfield.....	87 (2016)
T2. Barrett Barnes.....	86 (2018)
T2. Adam Godwin.....	86 (2013)
4. Ryan Langerhans.....	84 (2014)
T5. Anthony Giansanti.....	79 (2018)
T5. Juan Silverio.....	79 (2019)
7. Denis Phipps.....	77 (2019)
8. Josh Prince.....	75 (2017)
9. Aaron Bates.....	71 (2013)
T10. Three players.....	69
.....Last: Derek Norris (2018)	

### HITS

1. Adam Godwin.....	157 (2016)
2. Jeremy Barfield.....	156 (2016)

3. Delwyn Young.....	153 (2014)
4. Matt Chavez.....	151 (2018)
T5. Ofilio Castro.....	143 (2012)
T5. Juan Silverio.....	143 (2019)
7. Anthony Giansanti.....	137 (2018)
T8. Aaron Bates.....	136 (2013)
T8. Ricky Hague.....	136 (2016)
10. Bubba Bell.....	133 (2012)

### DOUBLES

1. Bubba Bell.....	35 (2012)
2. Chris Wallace.....	32 (2015)
3. Jeremy Barfield.....	31 (2016)
T4. Patrick Palmeiro.....	28 (2015)
T4. Anthony Giansanti.....	28 (2019)
T6. Kevin Ahrens.....	27 (2017)
T6. Ricky Hague.....	27 (2016)
T8. Aaron Bates.....	26 (2013)
T8. Anthony Giansanti.....	26 (2017)
T10. Six tied.....	25

### TRIPLES

1. Rene Tosoni.....	12 (2016)
2. Ryan Langerhans.....	8 (2014)
3. Dominic Ramos.....	7 (2012)
4. Joe Benson.....	6 (2017)
T5. Denny Almonte.....	5 (2015)
T5. Ricky Hague.....	5 (2016)
T5. Alvaro Rondon.....	5 (2018)
T5. Juan Silverio.....	5 (2019)
T9. Six tied.....	4

### HOME RUNS

1. Jeremy Barfield.....	27 (2016)
T2. Koby Clemens.....	21 (2013)
T2. Denis Phipps.....	21 (2019)
4. Delwyn Young.....	20 (2014)
5. Courtney Hawkins.....	18 (2018)
T6. Anthony Giansanti.....	17 (2018)
T6. Ricky Hague.....	17 (2016)
T6. Chris Wallace.....	17 (2015)
T9. Zach Borenstein.....	16 (2019)
T9. Josh Pressley.....	16 (2012)
T9. Travis Scott.....	16 (2012)

### RUNS BATTED IN

1. Delwyn Young.....	88 (2014)
2. Jeremy Barfield.....	85 (2016)
3. Chris Wallace.....	83 (2015)
4. Denis Phipps.....	81 (2019)
5. Josh Pressley.....	74 (2012)
T6. Matt Chavez.....	72 (2018)

T6. Courtney Hawkins.....	72 (2018)
T8. Patrick Palmeiro.....	68 (2015)
T8. Juan Silverio.....	68 (2019)
T10. Three Players.....	67
.....Last: Zach Borenstein (2019)	

### STOLEN BASES

1. Josh Prince.....	55 (2017)
2. Adam Godwin.....	50 (2013)
3. Rico Noel.....	45 (2019)
4. Alvaro Rondon.....	38 (2018)
5. Anthony Giansanti.....	35 (2018)
6. Wynton Bernard.....	32 (2019)
7. Anthony Giansanti.....	31 (2017)
T8. Denny Almonte.....	24 (2015)
T8. Barrett Barnes.....	24 (2018)
T8. Josh Prince.....	24 (2017)

### WALKS

1. Ryan Langerhans.....	91 (2014)
2. Josh Prince.....	85 (2017)
3. Barrett Barnes.....	80 (2018)
4. Jason Martinson.....	76 (2019)
5. Derek Norris.....	71 (2018)
6. Josh Prince.....	67 (2016)
T7. Jeremy Barfield.....	62 (2016)
T7. Travis Scott.....	62 (2014)
9. Denis Phipps.....	61 (2019)
10. Aaron Bates.....	60 (2013)

### ON-BASE PERCENTAGE

1. Ryan Langerhans.....	.407 (2014)
2. Aaron Bates.....	.397 (2013)
3. Barrett Barnes.....	.393 (2018)
4. Jeremy Barfield.....	.382 (2016)
5. Derek Norris.....	.379 (2018)
6. Ofilio Castro.....	.376 (2012)
7. Josh Prince.....	.375 (2017)
8. Matt Chavez.....	.371 (2018)
9. Josh Prince.....	.370 (2016)
10. Rene Tosoni.....	.364 (2016)

### SLUGGING PERCENTAGE

1. Jeremy Barfield.....	.533 (2016)
2. Ricky Hague.....	.513 (2016)
3. Courtney Hawkins.....	.505 (2018)
4. Rene Tosoni.....	.483 (2016)
5. Delwyn Young.....	.464 (2014)
6. Koby Clemens.....	.461 (2013)
7. Denis Phipps.....	.458 (2019)
8. Ryan Langerhans.....	.449 (2014)
T9. Matt Chavez.....	.447 (2018)
T9. Travis Scott.....	.447 (2013)
T9. Juan Silverio.....	.447 (2019)



# 2021 MEDIA GUIDE

TRIPLE-A AFFILIATE OF THE HOUSTON ASTROS

## SINGLE-SEASON PITCHING LEADERS

### WINS

1. David Pauley.....	13 (2014)
2. Matt Wright.....	12 (2014)
3. Jake Hale.....	11 (2017)
T4. Sean Gallagher.....	10 (2016)
T4. Steve Hammond.....	10 (2014)
T4. Brett Marshall.....	10 (2017)
T4. Matt Wright.....	10 (2013)
T8. Seven tied.....	9
.....Last: Dallas Beeler (2019)	

### LOSSES

T1. Clint Everts.....	11 (2014)
T1. Michael Nix.....	11 (2012)
T3. Sean Gallagher.....	9 (2015)
T3. Matt Wright.....	9 (2014)
T5. Sean Gallagher.....	8 (2016)
T5. Josh Geer.....	8 (2015)
T5. Steve Hammond.....	8 (2014)
T5. Matt Purke.....	8 (2019)
T5. Kelvin Villa.....	8 (2012)
T9. Nine tied.....	7

### EARNED RUN AVERAGE

1. James Russell.....	2.36 (2018)
2. David Pauley.....	2.67 (2014)
3. Roy Merritt.....	2.99 (2016)
4. Konner Wade.....	3.10 (2018)
5. Jake Hale.....	3.24 (2017)
6. Steve Hammond.....	3.30 (2014)
7. Matt Wright.....	3.48 (2014)
8. Sean Gallagher.....	3.51 (2015)
T9. Sean Gallagher.....	3.79 (2016)
T9. Brett Marshall.....	3.79 (2017)

### GAMES

1. Gary Majewski.....	62 (2013)
2. Andrew Johnston.....	61 (2016)
T3. Brian Broderick.....	60 (2014)
T3. Roy Corcoran.....	60 (2014)
T3. Zech Zinicola.....	60 (2016)
6. Andrew Johnston.....	58 (2015)
T7. Derrick Loop.....	57 (2016)
T7. Gary Majewski.....	57 (2014)
T9. Gary Majewski.....	56 (2012)
T9. Jay Marshall.....	56 (2013)
T9. Robbie Weinhardt.....	56 (2016)

### GAMES STARTED

T1. Sean Gallagher.....	27 (2015)
T1. Sean Gallagher.....	27 (2016)
T1. Steve Hammond.....	27 (2014)
T1. Brett Marshall.....	27 (2017)
T5. Dallas Beeler.....	26 (2019)
T5. Matt Wright.....	26 (2014)
6. Jake Hale.....	24 (2017)
T7. Bobby Blevins.....	23 (2017)
T7. Josh Geer.....	23 (2015)
T7. David Pauley.....	23 (2014)

### COMPLETE GAMES

1. Jake Hale.....	5 (2017)
T2. 14 tied.....	1
.....Last: Carlos Pimentel (2019)	

### SAVES

1. Felipe Paulino.....	33 (2018)
2. Derrick Loop.....	32 (2017)
3. Gary Majewski.....	25 (2012)
4. Gary Majewski.....	24 (2014)
5. Gary Majewski.....	23 (2013)
6. Jason Bergmann.....	18 (2013)
7. Felipe Paulino.....	16 (2017)
8. Derrick Loop.....	15 (2015)
T8. Felipe Paulino.....	15 (2019)
10. Mark Haynes.....	13 (2017)

### INNINGS PITCHED

1. Brett Marshall.....	163.2 (2017)
2. Sean Gallagher.....	159 (2015)
3. Matt Wright.....	155.1 (2014)
4. Sean Gallagher.....	154.1 (2016)
5. Jake Hale.....	153 (2017)
6. Steve Hammond.....	150 (2014)
7. Dallas Beeler.....	144.2 (2019)
8. David Pauley.....	141.2 (2014)
9. Konner Wade.....	136.2 (2018)
10. Bobby Blevins.....	133.2 (2017)

### HITS ALLOWED

1. Josh Geer.....	170 (2015)
2. Sean Gallagher.....	169 (2016)
3. Dallas Beeler.....	167 (2019)
4. Bobby Blevins.....	157 (2017)
5. Jake Hale.....	156 (2017)

6. Brett Marshall.....	152 (2017)
7. Steve Hammond.....	149 (2014)
8. Aaron Thompson.....	148 (2016)
9. Konner Wade.....	144 (2018)
10. Sean Gallagher.....	143 (2015)

### RUNS ALLOWED

1. Clint Everts.....	82 (2014)
2. Sean Gallagher.....	80 (2016)
3. Brett Marshall.....	79 (2017)
4. Bobby Blevins.....	78 (2017)
T5. Dallas Beeler.....	68 (2019)
T5. Steve Hammond.....	68 (2014)
T5. Michael Nix.....	68 (2012)
8. Matt Wright.....	67 (2014)
T9. Sean Gallagher.....	66 (2015)
T9. Matt Purke.....	66 (2019)

### WALKS ALLOWED

1. Brett Marshall.....	80 (2017)
2. Steve Hammond.....	67 (2014)
3. Sean Gallagher.....	66 (2016)
4. Clint Everts.....	63 (2014)
5. Dallas Beeler.....	53 (2019)
6. Matt Wright.....	50 (2014)
7. Troy Scribner.....	49 (2019)
8. Sean Gallagher.....	47 (2015)
9. Michael Nix.....	44 (2012)
10. Matt Purke.....	39 (2019)

### STRIKEOUTS

1. Matt Wright.....	137 (2014)
2. Sean Gallagher.....	128 (2015)
3. Troy Scribner.....	127 (2019)
4. Steve Hammond.....	121 (2014)
5. Sean Gallagher.....	112 (2016)
T6. Mitch Talbot.....	108 (2017)
T6. Matt Wright.....	108 (2015)
T8. David Pauley.....	102 (2014)
T8. Aaron Thompson.....	102 (2016)
10. James Russell.....	98 (2018)



# 2021 MEDIA GUIDE

TRIPLE-A AFFILIATE OF THE HOUSTON ASTROS

## SINGLE-SEASON TEAM HIGHS/STREAKS

### BATTING AVERAGE

2018.....	(.273)
2016.....	(.267)
2013.....	(.261)
2017.....	(.261)

### RUNS

2013.....	706
2019.....	662
2016.....	643
2018.....	632

### HITS

2016.....	1,270
2012.....	1,245
2013.....	1,241
2017.....	1,219

### DOUBLES

2012.....	254
2016.....	249
2017.....	238
2015.....	228

### TRIPLES

2016.....	32
2014.....	31
2013.....	28
2012.....	25

### HOME RUNS

2019.....	129
2013.....	126
2016.....	125
2017.....	121

### STOLEN BASES

2019.....	211
2017.....	162
2013.....	160
2018.....	146

### WALKS

2013.....	508
2019.....	498
2014.....	458
2017.....	450

### ON-BASE PERCENTAGE

2018.....	(.349)
2013.....	(.338)
2019.....	(.335)
2016.....	(.332)

### SLUGGING PERCENTAGE

2016.....	(.412)
2018.....	(.411)
2019.....	(.399)
2013.....	(.398)

### TOTAL APPEARANCES

2015.....	584
2016.....	578
2017.....	575
2014.....	559

### EARNED RUN AVERAGE

2018.....	3.14
2013.....	3.20
2014.....	3.40
2015.....	3.61

### INNINGS PITCHED

2013.....	1,237.1
2014.....	1,227.1
2016.....	1,224
2015.....	1,217.1

### WINS

2013.....	95
2018.....	81
2014.....	80
2016.....	74

### LOSSES

2012.....	76
2017.....	73
2015.....	71
2016/19.....	66

### SAVES

2013.....	50
2016.....	45
2014.....	38
2018.....	38

### STRIKEOUTS

2019.....	1,073
2018.....	992
2015.....	965
2016.....	957

### WALKS

2017.....	468
2019.....	466
2012.....	461
2013.....	431

### HITS ALLOWED

2016.....	1,293
2015.....	1,247
2019.....	1,226
2017.....	1,216

### RUNS ALLOWED

2012.....	652
2019.....	643
2016.....	630
2017.....	591

### LONGEST WINNING STREAK

11.....	8/21-9/1 (2013)
10.....	6/6-6/14 (2015)
9.....	4/27-5/6 (2013)

### LONGEST LOSING STREAK

8.....	6/20-6/28 (2019)
7.....	6/17-6/22 (2015)
7.....	8/27-9/2 (2016)

### HOME WINNING STREAK

14.....	8/9-8/29 (2013)
12.....	6/27-7/19 (2018)
11.....	4/18-5/14 (2013)
10.....	6/7-6/23 (2015)

### HOME LOSING STREAK

8.....	6/10-6/25 (2017)
6.....	8/22-9/4 (2013)
6.....	5/29-6/9 (2012)

### ROAD WINNING STREAK

9.....	5/8-5/23 (2013)
8.....	7/26-8/6 (2013)
7.....	8/26-9/1 (2014)

### ROAD LOSING STREAK

8.....	6/17-6/29 (2015)
8.....	6/29-7/17 (2016)
8.....	6/20-7/4 (2017)

### HITTING STREAK

Anthony Giansanti.....	26 (5/3-6/11, 2017)
Aaron Bates.....	20 (4/28-5/22, 2013)
Denis Phipps.....	20 (6/28-7/24, 2019)
Delwyn Young.....	16 (7/14-7/25, 2015)
Wynton Bernard.....	15 (9/4-9/20, 2019)
Ryan Langerhans.....	15 (5/29-6/13, 2014)

### ON-BASE STREAK

Ryan Langerhans.....	39 (5/11-6/21, 2014)
Aaron Bates.....	29 (4/24-5/29, 2013)
Brian Burgamy.....	28 (4/26-5/25, 2013)
Anthony Giansanti.....	26 (5/3-6/11, 2017)
Beamer Weems.....	26 (5/2-6/1, 2015)

### PITCHING WINNING STREAK

Bobby Livingston.....	7 (6/5-7/7, 2012)
Michael Nix.....	5 (5/5-5/28, 2014)
Dallas Beeler.....	4 (6/14-6/30, 2018)
Sean Gallagher.....	4 (5/24-6/9, 2016)
Roy Merritt.....	4 (7/18-8/3, 2016)

### BEST RECORD BY MONTH

April.....	3-0 (2018)
May.....	22-8, .733 (2013)
June.....	19-9, .679 (2014)
July.....	18-8, .692 (2013)
August.....	23-7, .767 (2013)
September.....	11-6, .647 (2017)



# 2021 MEDIA GUIDE

TRIPLE-A AFFILIATE OF THE HOUSTON ASTROS

## CAREER BATTING LEADERS

### GAMES

1. Travis Scott.....	571
2. Albert Cordero.....	380
3. Delwyn Young.....	367
4. Dominic Ramos.....	358
5. Anthony Giansanti.....	356
6. Josh Prince.....	231
7. Denis Phipps.....	222
8. Adam Godwin.....	215
9. Josh Pressley.....	208
10. Patrick Palmeiro.....	205

### HITS

1. Travis Scott.....	520
2. Delwyn Young.....	416
3. Anthony Giansanti.....	370
4. Albert Cordero.....	359
5. Dominic Ramos.....	329
6. Adam Godwin.....	239
7. Denis Phipps.....	210
8. Jeremy Barfield.....	208
T9. Josh Pressley.....	204
T9. Juan Silverio.....	204

### RUNS BATTED IN

1. Travis Scott.....	286
2. Delwyn Young.....	194
3. Albert Cordero.....	177
4. Anthony Giansanti.....	161
5. Dominic Ramos.....	131
6. Josh Pressley.....	126
7. Denis Phipps.....	118
8. Jeremy Barfield.....	116
9. Patrick Palmeiro.....	112
10. Juan Silverio.....	105

### BATTING AVERAGE

1. Matt Chavez.....	(.320)
2. Wilfredo Rodriguez.....	(.313)
3. Ofilio Castro.....	(.306)
4. Juan Silverio.....	(.298)
5. Jeremy Barfield.....	(.295)
6. Delwyn Young.....	(.290)
7. Steve Moss.....	(.285)
8. Aaron Bates.....	(.283)
9. Ryan Langerhans.....	(.281)
10. Anthony Giansanti.....	(.274)

### DOUBLES

1. Travis Scott.....	100
T2. Anthony Giansanti.....	76
T2. Albert Cordero.....	76
4. Delwyn Young.....	73
5. Dominic Ramos.....	62
6. Josh Pressley.....	42
7. Jeremy Barfield.....	41
8. Jeff Dominguez.....	40
9. Patrick Palmeiro.....	39
10. Denis Phipps.....	38

### STOLEN BASES

1. Anthony Giansanti.....	93
2. Josh Prince.....	83
T3. Rico Noel.....	45
T3. Alvaro Rondon.....	45
5. Jeff Dominguez.....	34
T6. Dominic Ramos.....	32
T6. Wynton Bernard.....	32
8. Willy Taveras.....	28
9. Denny Almonte.....	26
10. Steve Moss.....	25

### AT-BATS

1. Travis Scott.....	2,040
2. Delwyn Young.....	1,435
3. Anthony Giansanti.....	1,351
4. Albert Cordero.....	1,340
5. Dominic Ramos.....	1,303
6. Adam Godwin.....	888
7. Josh Prince.....	833
8. Denis Phipps.....	799
9. Josh Pressley.....	747
10. Jeremy Barfield.....	705

### TRIPLES

T1. Dominic Ramos.....	12
T1. Rene Tosoni.....	12
T3. Ryan Langerhans.....	10
T3. Travis Scott.....	10
5. Jeff Dominguez.....	8
6. Alvaro Rondon.....	7
T7. Joe Benson.....	6
T7. Juan Silverio.....	6
T9. Denny Almonte.....	5
T9. Ricky Hague.....	5
T9. Dustin Martin.....	5

### WALKS

1. Travis Scott.....	246
2. Josh Prince.....	157
3. Ryan Langerhans.....	125
4. Delwyn Young.....	119
5. Josh Pressley.....	102
6. Denis Phipps.....	96
7. Anthony Giansanti.....	91
8. Jeremy Barfield.....	85
9. Dominic Ramos.....	84
10. Barrett Barnes.....	80

### RUNS

1. Travis Scott.....	273
2. Anthony Giansanti.....	189
3. Delwyn Young.....	183
4. Dominic Ramos.....	160
5. Albert Cordero.....	155
6. Josh Prince.....	135
7. Denis Phipps.....	126
T8. Jeremy Barfield.....	123
T8. Adam Godwin.....	123
10. Ryan Langerhans.....	117

### HOME RUNS

1. Travis Scott.....	61
2. Jeremy Barfield.....	40
3. Delwyn Young.....	36
4. Anthony Giansanti.....	35
5. Albert Cordero.....	32
6. Denis Phipps.....	30
7. Josh Pressley.....	28
8. Patrick Palmeiro.....	24
9. Dominic Ramos.....	23
T10. Koby Clemens.....	22
T10. Juan Silverio.....	22

### STRIKEOUTS

1. Travis Scott.....	329
2. Dominic Ramos.....	250
3. Albert Cordero.....	229
4. Anthony Giansanti.....	216
5. Denis Phipps.....	208
6. Denny Almonte.....	186
7. Josh Prince.....	182
8. Delwyn Young.....	177
9. Jeremy Barfield.....	154
10. Steve Moss.....	152



# 2021 MEDIA GUIDE

TRIPLE-A AFFILIATE OF THE HOUSTON ASTROS

## CAREER PITCHING LEADERS

### GAMES

1. Andrew Johnston.....	194
2. Gary Majewski.....	175
3. Dan Runzler.....	121
4. Felipe Paulino.....	119
5. Derrick Loop.....	116
6. Roy Corcoran.....	109
7. Robbie Weinhardt.....	103
8. Jared Wells.....	95
9. Roberto Giron.....	89
10. Cory VanAllen.....	86

### GAMES STARTED

T1. Sean Gallagher.....	70
T1. Matt Wright.....	70
3. Michael Nix.....	60
4. Brett Marshall.....	53
5. Roy Merritt.....	45
6. Dallas Beeler.....	40
7. David Pauley.....	35
8. Jake Hale.....	39
9. Jason Lane.....	34
10. Mitch Talbot.....	31

### WINS

1. Matt Wright.....	30
2. Brett Marshall.....	29
3. Michael Nix.....	27
4. Sean Gallagher.....	21
T5. David Pauley.....	18
T5. Gary Majewski.....	18
T7. Dallas Beeler.....	17
T7. Jake Hale.....	17
T7. Jason Lane.....	17
T7. Roy Merritt.....	17

### ERA

1. Gary Majewski.....	2.72
2. David Pauley.....	2.92
3. Roy Merritt.....	2.96
4. Andrew Johnston.....	2.99
5. Mitch Talbot.....	3.03
6. Jason Lane.....	3.08
7. Konner Wade.....	3.14
8. Dallas Beeler.....	3.26
9. Steve Hammond.....	3.30
T10. Michael Nix.....	3.31
T10. Matt Wright.....	3.31

### LOSSES

1. Sean Gallagher.....	21
2. Michael Nix.....	19
T3. Brett Marshall.....	17
T3. Matt Wright.....	17
5. Clint Everts.....	13
T6. David Pauley.....	10
T6. Robbie Weinhardt.....	10
T6. Kelvin Villa.....	10
T6. Roy Merritt.....	10

### SAVES

1. Gary Majewski.....	72
2. Felipe Paulino.....	64
3. Derrick Loop.....	47
4. Jason Bergmann.....	18
5. Mark Haynes.....	13
6. Brian Broderick.....	11
7. John Lujan.....	8
T8. Dan Runzler.....	7
T8. Nick Rumbelow.....	7
10. Adrian Martin.....	6

### INNINGS PITCHED

1. Matt Wright.....	404.2
2. Sean Gallagher.....	404
3. Michael Nix.....	332
4. Brett Marshall.....	300
5. Roy Merritt.....	293.2
6. Jake Hale.....	256.2
7. Dallas Beeler.....	235.0
8. Jason Lane.....	216.1
9. David Pauley.....	209.2
10. Gary Majewski.....	201.2

### COMPLETE GAMES

1. Jake Hale.....	6
2. Michael Nix.....	3
3. Sean Gallagher.....	2
4. Eight tied.....	1

### STRIKEOUTS

1. Matt Wright.....	360
2. Sean Gallagher.....	283
3. Michael Nix.....	264
4. Brett Marshall.....	206
5. Roy Merritt.....	195

6. Dallas Beeler.....	170
7. Felipe Paulino.....	159
8. David Pauley.....	154
T9. Jake Hale.....	144
T9. Derrick Loop.....	144

### HITS ALLOWED

1. Sean Gallagher.....	398
2. Matt Wright.....	356
3. Brett Marshall.....	297
4. Roy Merritt.....	271
5. Jake Hale.....	267
6. Michael Nix.....	262
7. Dallas Beeler.....	237
8. Gary Majewski.....	210
9. David Pauley.....	207
10. Andrew Johnston.....	195

### RUNS ALLOWED

1. Sean Gallagher.....	189
2. Matt Wright.....	173
3. Brett Marshall.....	158
4. Michael Nix.....	126
T5. Clint Everts.....	103
T5. Jake Hale.....	103
7. Roy Merritt.....	101
8. Dallas Beeler.....	92
9. David Pauley.....	81
10. Jason Lane.....	80

### WALKS ALLOWED

1. Sean Gallagher.....	148
2. Brett Marshall.....	145
3. Michael Nix.....	129
4. Matt Wright.....	122
5. Clint Everts.....	90
6. Jared Wells.....	70
7. Dallas Beeler.....	69
8. Steve Hammond.....	67
9. David Pauley.....	61
10. Roy Merritt.....	58

### SHUTOUTS

T1. Jake Hale.....	2
T1. Michael Nix.....	2
T2. Jason Lane.....	1
T2. Mitch Talbot.....	1



# 2021 MEDIA GUIDE

TRIPLE-A AFFILIATE OF THE HOUSTON ASTROS

## SINGLE-GAME RECORDS

### AT-BATS

- 8.....Adam Godwin, at LAN (9/13/14)
- 8.....Travis Scott, at LAN (9/13/14)
- 7.....Ricky Hague, at SMD (6/30/16)
- 7.....Dustin Martin, at YRK (6/16/15)
- 7.....Delwyn Young, at LAN (9/13/14)
- 7.....Delwyn Young, at SMD (6/30/16)

### RUNS

- 4.....Jeremy Barfield, vs. BRI (4/22/17)
- 4.....Barrett Barnes, at YRK (7/22/18)
- 4.....Chase Lambin, at YRK (6/8/14)
- 4.....Johan Limonta, vs. CAM (9/17/15)
- 4.....Steve Moss, at SMD (5/18/13)
- 4.....Wilfredo Rodriguez, @SMD (9/9/16)
- 4.....Kevin Russo, vs. CAM (9/17/15)
- 4.....Travis Scott, at CAM (5/3/14)

### HITS

- 5.....Albert Cordero, vs. SMD (5/14/18)
- 5.....Adam Godwin, at LAN (7/24/13)
- 5.....Anthony Granato, at SMD (5/8/13)
- 5.....Steve Moss, at SMD (5/8/13)
- 5.....Steve Moss, at BRI (9/14/13)
- 5.....Travis Scott, at CAM (5/13/14)
- 5.....Delwyn Young, at SMD (9/9/16)

### DOUBLES

- 3.....Bubba Bell, at LI (6/8/12)
- 3.....Albert Cordero, at LAN (5/7/19)
- 3.....Jason Lane, at CAM (6/6/12)
- 3.....Patrick Palmeiro, at BRI (5/24/15)

### TRIPLES

- 2.....Ryan Langerhans, at CAM (8/27/14)
- 2.....Rene Tosoni, at SMD (9/9/16)

### HOME RUNS

- 2.....46 times
- .....Last time: Albert Cordero, vs. HP (8/30/19)

### RBIS

- 6.....Blair Beck, at LI (7/2/19)
- 6.....Jeff Dominguez, at SMD (9/9/16)
- 6.....Jason Martinson, at LAN (6/5/19)
- 6.....Jared Mitchell, at LAN (5/7/19)
- 6.....Patrick Palmeiro, vs. CAM (9/7/15)

### WALKS

- 4.....Steve Moss, at LI (9/7/13)
- 4.....Denis Phipps, vs. LAN (8/1/19)

### HIT BY PITCH

- 3.....Rene Moreda, vs. CAM (9/7/15)
- 2.....15 times
- .....Last time: Jason Martinson, at LAN (8/25/19)

### STRIKEOUTS

- 5.....Jason Botts, at SMD (6/5/12)
- 4.....28 times
- ..Last time: Jason Martinson, vs. SOM (9/18/18)

### STOLEN BASES

- 6.....Rico Noel, vs. LI (7/13/19)
- 4.....Rico Noel, @YRK (8/26/19)
- 4.....Rico Noel, @HP (7/25/19)
- 3.....9 times
- .....Last time: Rico Noel, vs. HP (8/31/19)

### PITCHING

### INNINGS PITCHED

- 9.0.....Jake Hale, vs. BRI (9/12/17)
- 9.0.....Jason Lane, vs. LI (6/27/17)
- 9.0.....Jason Lane, vs. SMD (7/14/12)

### HITS

- 15.....Scott Elarton, at LI (6/21/13)
- 14.....Dallas Beeler, at YRK (8/28/19)
- 14.....Brett Marshall, at SMD (6/8/18)
- 13.....Sean Gallagher, at SMD (9/9/16)
- 13.....Jake Hale, vs. LI (9/12/16)
- 13.....Konner Wade, at LI (7/6/18)

### RUNS

- 13.....Brett Marshall, at SMD (6/8/18)
- 11.....Jake Hale, vs. LI (9/12/16)
- 10.....Matt Maloney at CAM (5/10/15)
- 10.....Brett Marshall, vs. LAN (5/13/17)
- 10.....Ian Marshall, vs. BRI (4/24/16)
- 10.....Konner Wade, at LI (6/6/18)

### WALKS

- 9.....Lucas Irvine, vs. LAN (6/12/19)
- 9.....Scott Kazmir, at SMD (8/18/12)
- 7.....Clint Everts, vs. LI (8/13/13)
- 7.....Sean Gallagher, vs. CAM (7/3/14)
- 7.....Steve Hammond, vs. YRK (5/20/14)

### STRIKEOUTS

- 11.....Barrett Loux, at NB (5/3/16)
- 11.....Troy Scribner, @YRK (8/27/19)
- 10.....12 times
- .....Last time: Carlos Pimentel, at YRK (8/27/19)



Blair Beck (pictured) was one of three players to match the Skeeters single-game RBI record of six in 2019, along with outfielder Jared Mitchell and infielder Jason Martinson



Former Major Leaguer Rico Noel set the Skeeters single-game record with six stolen bases in a single game in 2019. Noel stole 45 bases in just 52 games to lead the Skeeters in 2019.



# 2021 MEDIA GUIDE

TRIPLE-A AFFILIATE OF THE HOUSTON ASTROS

## POSTSEASON RESULTS

### 2013

#### FREEDOM DIVISION SERIES

- Gm. 1 - Somerset at Sugar Land.....6-5 (L)
- Gm. 2 - Somerset at Sugar Land.....3-2 (L)
- Gm. 3 - Somerset at Sugar Land.....5-4 (L)

Somerset wins series, 3-0

### 2014

#### FREEDOM DIVISION SERIES

- Gm. 1 - York at Sugar Land.....5-0 (L)
- Gm. 2 - York at Sugar Land.....9-2 (W)
- Gm. 3 - Sugar Land at York.....3-2 (W, 10 in)
- Gm. 4 - Sugar Land at York.....1-0 (W, 10 in)
- Gm. 5 - Sugar Land at York.....5-3 (W)

Sugar Land wins series, 3-2

#### ATLANTIC LEAGUE CHAMPIONSHIP SERIES

- Gm. 1 - Lancaster at Sugar Land.....10-6 (L)
- Gm. 2 - Lancaster at Sugar Land.....5-0 (L)
- Gm. 3 - Sugar Land at Lanc. ....8-7 (L, 13 in)

Lancaster wins series, 3-0

### 2016

#### FREEDOM DIVISION SERIES

- Gm. 1 - York at Sugar Land.....7-5 (W)
- Gm. 2 - York at Sugar Land.....10-9 (W)
- Gm. 3 - Sugar Land at York.....8-6 (W, 10 in)

Sugar Land wins series, 3-0

#### ATLANTIC LEAGUE CHAMPIONSHIP SERIES

- Gm. 1 - L. Island at Sugar Land.....7-1 (W)
- Gm. 2 - L. Island at Sugar Land.....2-0 (W)
- Gm. 3 - Sugar Land at L. Island .....5-3 (W)

Sugar Land wins series, 3-0

\* IF Juan Martinez named ALCS MVP

### 2018

#### FREEDOM DIVISION SERIES

- Gm. 1 - Sugar Land at Lancaster.....5-3 (L)
- Gm. 2 - Sugar Land at Lancaster.....3-0 (W)
- Gm. 3 - Lancaster at Sugar Land.....8-2 (L)
- Gm. 4 - Lancaster at Sugar Land.....7-2 (W)
- Gm. 5 - Lanc. at Sugar Land.....10-6 (W, 10 in)

Sugar Land wins series, 3-2

#### ATLANTIC LEAGUE CHAMPIONSHIP SERIES

- Gm. 1 - L. Island at Sugar Land.....5-4 (W, 13 in)
- Gm. 2 - L. Island at Sugar Land.....10-0 (W)
- Gm. 3 - Sugar Land at L. Island.....3-2 (L)
- Gm. 4 - Sugar Land at L. Island.....6-3 (L)
- Gm. 5 - Sugar Land at L. Island.....4-1 (W)

Sugar Land wins series, 3-2

\* LHP James Russell named ALCS MVP

### 2019

#### FREEDOM DIVISION SERIES

- Gm. 1 - York at Sugar Land.....8-1 (L)
- Gm. 2 - York at Sugar Land.....5-2 (W)
- Gm. 3 - Sugar Land at York.....9-1 (W)
- Gm. 4 - Sugar Land at York.....5-4 (W)

Sugar Land wins series, 3-1

#### ATLANTIC LEAGUE CHAMPIONSHIP SERIES

- Gm. 1 - Sugar Land at L. Island.....7-5 (L)
- Gm. 2 - Sugar Land at L. Island.....7-0 (W)
- Gm. 3 - L. Island at Sugar Land.....7-5 (W)
- Gm. 4 - Sugar Land at L. Island.....3-2 (L, 10 in.)
- Gm. 5 - Sugar Land at L. Island.....8-4 (L)

Long Island wins series, 3-2

### ALL-TIME ALPB CHAMPIONS

- 1998: Atlantic City Surf.....def. Bridgeport, 3-1
- 1999: Bridgeport Bluefish.....def. Somerset, 3-0
- 2000: Nashua Pride.....def. Somerset, 3-0
- 2001: Somerset Patriots.....def. Newark, 3-2
- 2002: Newark Bears.....def. Bridgeport, 3-0
- 2003: Somerset Patriots.....def. Nashua, 3-2
- 2004: Long Island Ducks.....def. Camden, 3-0
- 2005: Somerset Patriots.....def. Nashua, 3-0
- 2006: Lancaster Barnstormers.....def. Bridgeport, 3-0
- 2007: Newark Bears.....def. Somerset, 3-0
- 2008: Somerset Patriots.....def. Camden, 3-1
- 2009: Somerset Patriots.....def. S. Maryland, 3-1
- 2010: York Revolution.....def. Bridgeport, 3-0
- 2011: York Revolution.....def. Long Island, 3-1
- 2012: L. Island Ducks.....def. Lancaster, 3-2
- 2013: L. Island Ducks.....def. Somerset, 3-2
- 2014: Lancaster Barnstormers.....def. Sugar Land, 3-0
- 2015: Somerset Patriots.....def. S. Maryland, 3-1
- 2016: Sugar Land Skeeters.....def. L. Island, 3-0
- 2017: York Revolution.....def. L. Island, 3-0
- 2018: Sugar Land Skeeters.....def. L. Island, 3-2
- 2019: Long Island Ducks.....def. Sugar Land, 3-2



Skeeters players line up for the Star Spangled Banner prior to Game 1 of the 2019 Freedom Division Championship Series in 2019. The Skeeters appeared in the Atlantic League Championship Series for the second straight year and fourth time in franchise history in 2019.



# 2021 MEDIA GUIDE

TRIPLE-A AFFILIATE OF THE HOUSTON ASTROS

## SINGLE-GAME POSTSEASON RECORDS

### AT-BATS

7.....Adam Godwin, vs. LAN (10/3/14)  
7.....Ryan Langerhans, vs. LAN (10/3/14)

### RUNS

3.....Barrett Barnes, vs. LI (9/26/18)  
2.....22 times  
.....Last: Zach Borenstein, vs. LI (10/4/19)

### HITS

4.....Juan Silverio, vs. LAN (9/23/18)  
4.....Delwyn Young, vs. LAN (9/28/14)

### DOUBLES

2.....Albert Cordero, @LI (9/29/18)  
2.....Delwyn Young, vs. YRK (9/20/16)

### TRIPLES

1.....6 times  
.....Last time: Wynton Bernard, vs. LI (10/6/19)

### HOME RUNS

2.....Barrett Barnes, vs. LI (9/26/18)  
2.....Delwyn Young, vs. LAN (10/3/14)

### RBIS

5.....Josh Prince, @YRK (9/23/16)  
4.....Tony Thomas, vs. LAN (9/23/18)  
4.....Tony Thomas, vs. LI (9/26/18)  
3.....8 times  
.....Last time: Denis Phipps, at YRK (9/27/19)

### WALKS

3.....Ryan Langerhans, vs. LAN (10/1/14)  
3.....Denis Phipps, vs. LI (10/6/19)  
3.....Denis Phipps, vs. LAN (9/23/18)  
3.....Josh Prince, @YRK (9/23/16)

### STRIKEOUTS

4.....Tony Thomas, @LI (9/30/18)  
4.....Rene Tosoni, vs. LAN (10/3/14)

### STOLEN BASES

2.....7 times  
.....Last time: Denis Phipps, vs. LI (10/5/19)

### PITCHING

### INNINGS PITCHED

9.0.....James Russell, @LI (9/30/18)  
9.0.....Konner Wade, vs. LI (9/26/18)

### HITS

11.....Matt Wright, vs. LAN (9/30/14)

### RUNS

9.....Matt Wright, vs. LAN (9/30/14)

### WALKS

5.....Roy Corcoran, vs. YRK (9/26/14)  
5.....Sean Gallagher, vs. YRK (9/20/16)  
5.....Mike Hauschild, vs. YRK (9/24/19)  
5.....Brett Marshall, @YRK (9/23/16)  
5.....Aaron Thompson, vs. YRK (9/21/16)

### STRIKEOUTS

11.....Konner Wade, vs. LI (9/26/18)

### TEAM RECORDS

#### AT-BATS

52.....at LAN, 10/3/14 (7-8 L; GM 3 ALCS)

#### RUNS

10.....Three times  
.....Last time: vs. LI, 9/26/18 (10-0 W; GM 4 ALCS)

#### HITS

18.....vs. LAN, 9/23/18 (10-6 W; GM 5 FDCCS)

#### DOUBLES

4.....Three times  
.....Last time: @LI, 9/29/18 (6-3 W, GM 4 ALCS)

#### TRIPLES

1.....6 times  
.....Last time: vs. LI 10/6/19 (8-4 L; GM 5 ALCS)

#### HOME RUNS

5.....vs. YRK, 9/24/14 (9-2 W; GM 2 FDCCS)

#### RBIs

10.....vs. LI 9/26/18 (10-0 W; GM 2 ALCS)

#### WALKS

10.....@YRK 9/23/16 (8-6 W; GM 3 FDCCS)

#### STRIKEOUTS

12.....Three times  
.....Last time: vs. LI 10/5/19 (3-2 L; GM 4 ALCS)

#### STOLEN BASES

6.....vs. YRK, 9/25/19 (5-2 W; GM 2 FDCCS)

#### INNINGS PITCHED

13.....vs. LI, 9/25/18 (5-4 W; GM 1 ALCS)

#### HITS ALLOWED

18.....@LAN, 10/3/14 (7-8 L; GM 3 ALCS)

#### RUNS ALLOWED

10.....vs. LAN, 9/30/14 (6-10 L; GM 1 ALCS)

#### WALKS ALLOWED

11.....vs. LI, 9/25/18 (5-4 W; GM 1 ALCS)

#### STRIKEOUTS (PITCHING)

13.....@LI, 9/29/18 (6-3 L; GM 4 ALCS)

#### TIME OF GAME

4:57.....@LI, 9/29/18 (6-3 L; GM 4 ALCS)

#### ATTENDANCE

5,074.....vs. YRK, 9/24/19 (8-1 L; GM 1 FDCCS)





# 2021 MEDIA GUIDE

TRIPLE-A AFFILIATE OF THE HOUSTON ASTROS

## SINGLE-SEASON POSTSEASON RECORDS

### AVERAGE

Jeff Dominguez (2016)..... .429

\*min. 20 at-bats

### AT-BATS

Juan Silverio (2018).....43

Tony Thomas (2018).....43

### RUNS

Three tied.....9

Last: Zach Borenstein/Anthony Giansanti (2019)

### HITS

Juan Silverio (2018).....14

### DOUBLES

Albert Cordero (2018).....5

### TRIPLES

Wynton Bernard.....2 (2019)

### HOME RUNS

Denis Phipps (2019).....4

Delwyn Young (2014).....4

### RBIs

Tony Thomas (2018).....11

### STOLEN BASES

Wynton Bernard (2019).....7

### WALKS

Denins Phipps (2019).....8

### STRIKEOUTS

Matt Chavez (2018).....14

### ON-BASE PERCENTAGE

Jeff Dominguez (2016)..... .500

min. 20 at-bats

### SLUGGING PERCENTAGE

Delwyn Young (2014)..... .788

\*min. 20 at-bats

### PITCHING

#### WINS

James Russell (2018).....2

#### LOSSES

Dallas Beeler (2018).....2

#### ERA

James Russell (2018).....1.64

#### SAVES

Derrick Loop (2016).....4

#### INNINGS PITCHED

James Russell (2018).....22

#### STRIKEOUTS

James Russell (2018).....16

#### WALKS

Roy Corcoran (2014).....9

Sean Gallagher (2016).....9

### TEAM RECORDS

#### AVERAGE

.289.....2018

#### GAMES

10.....2018

#### AT-BATS

356.....2018

#### RUNS

49.....2018

#### HITS

102.....2018

#### DOUBLES

22.....2018

#### TRIPLES

1.....2014

1.....2016

#### HOME RUNS

12.....2014

#### RBIS

48.....2018

#### STOLEN BASES

8.....2018

#### WALKS

40.....2018

#### STRIKEOUTS

76.....2018

#### ON-BASE PERCENTAGE

.363.....2018

#### SLUGGING PERCENTAGE

.437.....2016

#### ERA

3.13.....2018

#### SAVES

4.....2018

#### INNINGS PITCHED

92.....2018

#### WALKS

33.....2016

#### STRIKEOUTS

88.....2018

#### WHIP

1.15.....2018



## SUGAR LAND SKEETERS



# 2021 MEDIA GUIDE

TRIPLE-A AFFILIATE OF THE HOUSTON ASTROS

## CAREER POSTSEASON RECORDS

### BATTING

#### AVERAGE

Jeff Dominguez (2016)..... .429

\*min. 20 at-bats

#### GAMES PLAYED

Albert Cordero (2018-19)..... 19

Anthony Giansanti (2018-19)..... 19

Denis Phipps (2018-19)..... 19

#### PLATE APPEARANCES

Anthony Giansanti (2018-19)..... 87

#### RUNS

Anthony Giansanti (2018-19)..... 17

#### HITS

Anthony Giansanti (2018-19)..... 21

#### DOUBLES

Albert Cordero (2018-19)..... 6

#### TRIPLES

Wynton Bernard (2019)..... 2

#### HOME RUNS

Denis Phipps (2018-19)..... 5

#### RBIS

Denis Phipps (2018-19)..... 13

#### STOLEN BASES

Anthony Giansanti (2018-19)..... 8

#### WALKS

Denis Phipps (2018-19)..... 14

#### STRIKEOUTS

Denis Phipps (2018-19)..... 16

### PITCHING

#### WINS

Four tied..... 2

#### LOSSES

Mike Hauschild (2019)..... 3

#### ERA

Carlos Pimentel (2019)..... 0.75

\*min. 10 IP

#### GAMES

Andrew Johnston (2014, '16)..... 9

Derrick Loop (2016, '18)..... 9

#### GAMES STARTED

Sean Gallagher (2014, '16)..... 4

#### COMPLETE GAME

James Russell (2018)..... 1

Konner Wade (2018)..... 1

#### SHUTOUTS

Konner Wade (2018)..... 1

#### SAVES

Derrick Loop (2016)..... 4

#### INNINGS PITCHED

Sean Gallagher (2014, '16)..... 23.1

#### WALKS

Sean Gallagher (2014, '16)..... 12

Mike Hauschild (2019)..... 12

#### STRIKEOUTS

Sean Gallagher (2014, '16)..... 19

### GAME-BY-GAME

#### 2013

##### FREEDOM DIVISION CHAMPIONSHIP SERIES

9/17..... vs. SOM, 5-6 (L)

9/18..... vs. SOM, 2-3 (L)

9/20..... @SOM, 4-5 (L)

#### 2014

##### FREEDOM DIVISION CHAMPIONSHIP SERIES

9/23..... vs. YRK, 0-5 (L)

9/24..... vs. YRK, 9-2 (W)

9/26..... @YRK, 2-3 (L)

9/27..... @YRK, 1-0 (W)

9/28..... @YRK, 5-3 (W)

##### ATLANTIC LEAGUE CHAMPIONSHIP SERIES

9/30..... vs. LAN, 6-10 (L)

10/1..... vs. LAN, 0-5 (L)

10/3..... @LAN, 7-8 (L)

#### 2016

##### FREEDOM DIVISION CHAMPIONSHIP SERIES

9/20..... vs. YRK, 7-5 (W)

9/21..... vs. YRK, 10-9 (W)

9/23..... @YRK, 8-6 (W)

##### ATLANTIC LEAGUE CHAMPIONSHIP SERIES

9/27..... vs. LI, 7-1 (W)

9/28..... vs. LI, 2-0 (W)

9/29..... vs. LI, 5-3 (W)

#### 2018

##### FREEDOM DIVISION CHAMPIONSHIP SERIES

9/18..... @LAN, 3-5 (L)

9/19..... @LAN, 3-0 (W)

9/21..... vs. LAN, 8-2 (L)

9/22..... vs. LAN, 7-2 (W)

9/23..... vs. LAN, 10-6 (W)

##### ATLANTIC LEAGUE CHAMPIONSHIP SERIES

9/25..... vs. LI, 5-4 (W)

9/26..... vs. LI, 10-0 (W)

9/28..... @LI, 2-3 (L)

9/29..... @LI, 3-6 (L)

9/30..... @LI, 4-1 (W)

9/23..... vs. LAN, 10-6 (W)

#### 2019

##### FREEDOM DIVISION CHAMPIONSHIP SERIES

9/24..... vs. YRK, 8-1 (L)

9/25..... vs. YRK, 5-2 (W)

9/27..... @YRK, 9-1 (W)

9/28..... @YRK, 5-4 (W)

##### ATLANTIC LEAGUE CHAMPIONSHIP SERIES

10/1..... @LI, 7-5 (L)

10/2..... @LI, 7-0 (W)

10/4..... vs. LI, 7-5 (W)

10/5..... vs. LI, 3-2 (L)

10/6..... vs. LI, 8-4 (L)



# 2021 MEDIA GUIDE

TRIPLE-A AFFILIATE OF THE HOUSTON ASTROS

## YEAR-BY-YEAR ROSTER

### 2012

PLAYER	No.	GP
Allen, Jeff	17	1
Bates, Aaron	32	55
Bell, Bubba	10	114
Benitez, Deybis	23	11
Botts, Jason	39	39
Cabral, Marcos	6	8
Castro, Ofilio	11	124
Cesar, Dionys	14	40
Cintron, Alex	1	7
Clemens, Koby	22	1
Clemens, Roger	21	2
Farnsworth, Jeff	29	21
Figueroa, Luis	3	10
Flores, Duniesky	19	15
Frias, Jusef	22	9
Giron, Roberto	26	34
Gordon, Derrick	9	15
Gutierrez, Vic	2	8
Hagen, Matt	23	79
Harrison, Ben	3	29
Johnson, Kade	7	4
Kazmir, Scott	20	14
Ketchner, Ryan	17	4
Krebs, Eric	29	20
Lane, Jason	25	18
Liriano, Pedro	35	30
Livingston, Bobby	37	16
Locke, Drew	15	40
Majewski, Gary	38	56
Martinez, Octavio	16	87
McKeller, Ryan	33	26
Mejia, Manuel	32	66
Morgan, Sean	5	29
Morton, Colt	14	6
Moss, Steve	20	83
Negron, Miguel	15	21
Nix, Michael	27	32
Parcell, Garrett	40	24
Phillips, Heath	33	20
Pressley, Josh	31	120
Rackel, Trey	12	6
Ramos, Dominic	4	100
Redding, Tim	36	5
Richardson, Dustin	39	17
Rivera, Saul	17	18
Rodriguez, Ryde	30	27
Sosa, Carlos	15	5
Startup, Will	18	31
Suarez, Iggy	2	107
VanOstrand, Jimmy	25	27
Villa, Kelvin	28	28
Wright, Matt	34	8
Zazueta, Amadeo	12	31

### 2013

PLAYER	No.	GP
Allen, Jeff	17	1
Aquino, Greg	21	30
Arguello, Doug	36	7
Bates, Aaron	32	126
Bergmann, Jason	19	30
Burgamy, Brian	14	8
Carrillo, Cesar	6	9
Clemens, Koby	22	95
Corcoran, Roy	23	49
De La Vara, Gilbert	7	12
Dominguez, Jeff	13	86
Elarton, Scott	40	19
Everts, Clint	10	23
Gallagher, Sean	36	4
Giron, Roberto	26	55
Godwin, Adam	41	130
Gorecki, Reid	14	66
Granato, Anthony	6	36
Hensley, Clay	32	14
Kozlowski, Ben	34	19
Lambin, Chase	5	24
Lane, Jason	25	17
Langerhans, Ryan	35	47
Livingston, Bobby	37	7
Majewski, Gary	38	62
Marshall, Jay	39	56
Martin, Dustin	14	30
Miller, Adam	28	36
Mitchell, Russ	12	85
Moss, Steve	20	63
Nix, Michael	27	14
Pauley, David	30	12
Perez, Eduardo	5	40
Perez, Fernando	3	13
Pressley, Josh	31	88
Ramos, Dominic	4	129
Richardson, Dustin	35	6
Rios, Kevin	18	60
Rockett, Michael	11	87
Schlichting, Travis	19	14
Scott, Travis	16	108
Wells, Jared	15	40
Wright, Matt	34	15



# 2021 MEDIA GUIDE

TRIPLE-A AFFILIATE OF THE HOUSTON ASTROS

## YEAR-BY-YEAR ROSTER

### 2014

PLAYER	No.	GP
Almonte, Denny	14	20
Barton, Brian	11	68
Broderick, Brian	33	60
Clemens, Koby	22	30
Corcoran, Roy	23	60
Delgado, Ramon	19	46
Denker, Travis	20	6
Everts, Clint	10	25
Gallagher, Sean	36	13
Godwin, Adam	41	85
Hammond, Steve	18	27
Harbin, Taylor	29	21
Hensley, Clay	32	3
Hunt, Bridger	6	35
Jennings, Todd	7	21
Johnston, Andrew	22	23
Kozlowski, Ben	31	54
Lambin, Chase	5	106
Langerhans, Ryan	29	123
Lehmann, Danny	3	41
Majewski, Gary	38	57
Martin, Dustin	14	12
McGrady, Tracy	1	4
Meadows, Dan	35	21
Medchill, Neil	25	50
Moss, Steve	20	5
Nix, Michael	27	5
Nunez, Alex	37	15
Pauley, David	30	24
Ramos, Dominic	4	129
Rockett, Michael	2	103
Ryal, Rusty	6	32
Scott, Travis	16	120
Smith, Chris	26	12
Stavinoha, Nick	21	90
Tosoni, Rene	9	14
VanAllen, Cory	12	44
Wells, Jared	15	55
Wood, Brandon	7	25
Wright, Matt	34	26
Young, Delwyn	24	135

### 2015

PLAYER	No.	GP
Adams, Ryan	14	7
Almonte, Denny	17	122
Barfield, Jeremy	30	17
Benson, Joe	30	5
Blacksher, Derek	37	25
Carpenter, Andrew	39	29
Cervenka, Hunter	26	8
Cross, Kelly	29	17
Delgado, Ramon	15	33
Dominguez, Jeff	14	51
Dykstra, Allan	31	16
Gallagher, Sean	36	27
Geer, Josh	32	23
Gomez, Edwin	25	16
Gustafson, Tim	38	8
Jennings, Todd	7	10
Johnston, Andrew	22	58
Klipp, Justin	26	3
Limonta, Johan	25	76
Loop, Derrick	28	49
Loux, Shane	21	13
Lujan, John	27	34
Maloney, Matt	26	4
Marshall, Brett	7	2
Martin, Adrian	18	41
Martin, Dustin	14	54
Martinez, Miguel	33	3
Meadows, Dan	35	9
Merritt, Roy	33	19
Moreda, Rene	1	4
Nieve, Fernando	38	5
Nikonchik, Stephen	37	32
Nix, Michael	27	3
Osuna, Renny	4	62
Palmeiro, Patrick	6	128
Palmeiro, Rafael	25	1
Parr, James	10	42
Runzler, Dan	30	19
Russo, Kevin	5	107
Scott, Travis	16	114
Stauffer, Tim	26	3
Taveras, Willy	11	65
Treibt, Chris	31	3
VanAllen, Cory	19	42
Villa, Kelvin	27/21	8
Wallace, Chris	20	129
Ward, Daryle	35	19
Weber, Jon	11	3
Weams, Beemer	4	36
Weinhardt, Robbie	12	47
Wright, Matt	34	21
Young, Delwyn	24	118
Zazueta, Armadeo	9	117



# 2021 MEDIA GUIDE

TRIPLE-A AFFILIATE OF THE HOUSTON ASTROS

## YEAR-BY-YEAR ROSTER

### 2016

PLAYER	No.	GP
Alderson, Tim	30	12
Barfield, Jeremy	29	135
Conrad, Brooks	15	20
Cordero, Albert	3	56
Dominguez, Jeff	26	123
Frazier, Parker	11	12
Gallagher, Sean	36	27
Gillies, Tyson	19	15
Gleason, Sean	19	5
Guez, Ben	14	10
Hague, Ricky	2	110
Hale, Jake	27	15
Haynes, Mark	33	3
Johnston, Andrew	22	61
LaRoche, Andy	25	16
Limonta, Johan	34	72
Loop, Derrick	28	57
Loux, Barrett	30	8
Marshall, Brett	7	17
Marshall, Ian	21	8
Martinez, Juan	10	6
Matthes, Kent	10	68
Mattheus, Ryan	25	38
Merritt, Roy	33	25
Morgado, Bryan	14	6
Nix, Michael	31	6
Palmeiro, Patrick	6	77
Prince, Josh	7	91
Rearick, Chris	32	35
Rivera, Raul	39	3
Rodriguez, Wilfredo	5	73
Runzler, Dan	21	33
Scott, Travis	16	113
Sullivan, Jerry	27	1
Thompson, Aaron	18	25
Tosoni, Rene	9	94
Treibt, Chris	31	10
Velasquez, Jon	15	51
Weems, Beamer	4	95
Weinhardt, Robbie	12	57
Young, Delwyn	24	114
Zawadzki, Lance	14	33
Zinicola, Zech	20	60

### 2017

PLAYER	No.	GP
Ahrens, Kevin	4	103
Ballew, Travis		1
Barfield, Jeremy	29	35
Benson, Joe	5	117
Blevins, Bobby	19	27
Cordero, Albert	3	102
Corpas, Manny	30	27
De La Rosa, Dane	29	4
DePaula, Julio	39	41
Drabek, Kyle	15	6
Giansanti, Anthony	21	121
Gillespie, Cole	11	47
Gleason, Sean	10	28
Guzman, Joel	38	10
Hale, Jake	28	24
Haley, Trey	26	48
Haynes, Mark	25	55
Hughes, Carlos	12	6
Jackson, Ryan	11	4
Johnston, Andrew	22	52
Limonta, Johan	12	1
Maine, Scott	32	39
Marshall, Brett	2	28
Miller, Derek	6	92
Mincey, Patrick	23	2
Nelson, Chris	11	24
Nessy, Santiago	29	13
Nix, Michael	27	19
Olivera, Hector	36	45
Ortiz, Jose	4	9
Outman, Josh	36	2
Patterson, Chase	12	4
Paulino, Felipe	38	39
Pounds, Bryan	15	91
Prince, Josh	7	127
Pyles, Derrick	23	13
Ramirez, Max	18	1
Ramsey, Caleb	33	41
Reed, Evan	37	26
Richardson, Dustin	34	48
Rodriguez, Alberto	27	3
Rodriguez, Wilfredo	9	84
Scott, Travis	16	116
Stanton, Cameron	12	4
Talbot, Mitch	24	21
Thon, Dickie	18	29
Treibt, Chris	31	20
Wilkins, Andy	35	43
Zawadzki, Lance	14	32
Zinicola, Zech	20	10



# 2021 MEDIA GUIDE

TRIPLE-A AFFILIATE OF THE HOUSTON ASTROS

## YEAR-BY-YEAR ROSTER

### 2018

NAME	No.	GP
Adams, Austin	14	30
Allen, Jeff	13	2
Badamo, Tyler	26	4
Barnes, Barrett	27	112
Bawcom, Logan	34	3
Beeler, Dallas	32	19
Betancourt, Javier	20	58
Campos, Vicente	35	22
Castro, Simon	32	9
Cervenka, Hunter	36	2
Chacin, Alejandro	10	19
Chavez, Matt	16	10
Coleman, Casey	26	120
Cordero, Albert	3	119
Cunningham, Todd	19	2
De Leon, Jorge	26	2
Domel, Cory	30	1
Dotel, Wellington	19	8
Dykstra, Luke	9	23
Gage, Matt	37	1
Giansanti, Anthony	21	122
Gomez, Rolando	9	2
Griset, Ben	23	12
Harman, Casey	28	2
Hawkins, Courtney	12	88
Haynes, Mark	25	24
Heathcott, Slade	10	10
Irvine, Lucas	23	6
Jackson, Ryan	4	6
Kubitza, Kyle	25	55
Kubo, Yasutomo	22	13
Levine, Tyler	10	4
Loop, Derrick	14	10
Machi, Jean	36	22
Mariot, Michael	12	4
Marshall, Brett	2	9
McCoy, Pat	26	6
Navarro, Rey	32	3
Norris, Derek	33	117
Ortega, Jose	9	3
Paulino, Felipe	39	34
Phipps, Denis	29	98
Ramos, Mauricio	29	1
Reynolds, Danny	14	11
Robertson, Dan	10	21
Rodriguez, Paco	26	3
Rondon, Alvaro	7	118
Rowen, Ben	19	19
Runzler, Dan	24	53
Russell, James	34	20
Sergey, Matt	28	13
Silverio, Juan	19	51
Sitton, Kraig	15	50
Talbot, Mitch	20	5
Thomas, Tony	10	6
Wade, Konner	11	23
Walsh, Colin	4	43
West, Matt	18	17
Whisler, Josh	36	5
Wimmers, Alex	2	20
Winkler, Kyle	22	22

### 2019

NAME	No.	GP
Allen, Jeff	13	2
Ames, Jeff	36	15
Asche, Cody	24	6
Asher, Alec	37	2
Beck, Blair	7	50
Beeler, Dallas	32	26
Bellatti, Andrew	9	1
Bergman, Christian	11	5
Bernal, Roger	15	3
Bernard, Wynton	28	61
Betancourt, Javier	6	45
Borenstein, Zach	17	101
Cabral, Cesar	33	12
Colabello, Chris	24	22
Comer, Kevin	38	43
Cordero, Albert	3	103
Court, Ryan	10	8
De Jong, Chase	20	12
Dickson, O'Koyea	28	10
Dykstra, James	22	14
Eibner, Brett	16	9
Giansanti, Anthony	21	113
Gibson, Daniel	26	36
Gomez, Ricardo	22	35
Hauschild, Mike	10	9
Hawkins, Courtney	10	3
Henry, Jabari	9	15
Irvine, Lucas	16	15
Jackson, Ryan	4	53
Lienhard, Joe	24	5
Loney, James	17	10
Lowe, Mark		14
Machi, Jean	36	25
Maddox, Will	9	9
Mariot, Michael	18	8
Martin, Josh	33	25
Martinson, Jason	25	114
McElroy, C.J.	4	17
McGowan, Kevin	30	4
Merritt, Roy	15	11
Mitchell, Jared	2	47
Noel, Rico	11	52
Paulino, Felipe	39	26
Peterson, D.J.	23	24
Phipps, Denis	29	137
Pimentel, Carlos	18	18
Prince, Josh	7	13
Purke, Matt	35	31
Ramsey, Matt	33	4
Reynolds, Danny	14	7
Rondon, Alvaro	6	24
Ross, Robbie	20	11
Rumbelow, Nick	16	21
Runzler, Dan	24	16
Schlereth, Daniel	30	28
Scribner, Troy	34	22
Silverio, Juan	27	128
Stanley, Cody	12	99
Talbot, Mitch	20	7
Taveras, Willy	10	27
Wade, Konner	11	5
West, Matt	13	50



# 2021 MEDIA GUIDE

TRIPLE-A AFFILIATE OF THE HOUSTON ASTROS

## YEAR-BY-YEAR STATS

### 2012

#### BATTING

PLAYER	P	AVG	G	AB	R	H	2B	3B	HR	RBI	BB	HBP	SO	SF	SH	SB	CS	DP	OBP	SLG
Allen, Jeff	C	.000	1	0	0	0	0	0	0	0	0	0	0	0	0	0	0	0	.000	.000
Bates, Aaron	INF	.233	55	206	17	48	7	2	5	26	13	1	45	0	2	1	0	7	.282	.359
Bell, Bubba	OF	.289	114	461	52	133	35	3	1	53	21	0	59	4	3	11	2	17	.317	.384
Benitez, Deybis	INF	.139	11	36	2	5	0	0	0	3	1	0	11	1	0	0	0	4	.158	.139
Cabral, Marcos	INF	.087	8	23	1	2	0	0	0	0	3	2	4	0	0	0	0	2	.250	.087
Castro, Ofilio	INF	.306	124	468	66	143	21	3	4	56	54	2	55	5	3	4	2	19	.376	.389
Cesar, Dionys	OF	.250	40	152	23	38	7	0	3	10	8	1	16	1	0	6	2	1	.290	.355
Cintron, Alex	INF	.167	7	30	3	5	0	0	0	1	0	0	2	0	0	0	1	1	.167	.167
Clemens, Koby	C	.250	1	4	1	1	1	0	0	0	0	0	0	0	0	0	0	0	.250	.500
Figueroa, Luis	INF	.103	10	29	2	3	0	0	0	4	4	0	5	2	0	0	1	0	.200	.103
Gordon, Derrick	P	.000	2	0	0	0	0	0	0	0	0	0	0	0	0	0	0	0	.000	.000
Gutierrez, Vic	INF	.219	8	32	4	7	2	0	0	4	0	0	5	0	0	0	0	1	.219	.281
Hagen, Matt	INF	.236	79	258	29	61	17	1	6	25	22	2	71	1	1	8	2	6	.300	.380
Harrison, Ben	OF	.282	29	103	24	29	5	0	8	19	15	1	23	0	0	3	0	2	.378	.563
Johnson, Kade	C	.300	4	10	3	3	0	0	1	4	0	2	2	0	0	0	0	1	.417	.600
Lane, Jason	P	.275	61	229	29	63	16	0	9	31	25	1	43	3	0	1	1	6	.345	.463
Locke, Drew	OF	.285	40	165	28	47	6	1	4	24	12	2	29	1	1	4	1	4	.339	.406
Martinez, Octavio	C	.259	87	297	25	77	11	0	0	20	14	9	24	2	2	2	1	5	.311	.296
Mejia, Manuel	C	.278	66	216	23	60	9	2	4	24	25	2	44	0	0	0	1	6	.358	.394
Morton, Colt	C	.250	6	16	2	4	2	0	1	2	3	0	4	0	0	0	0	0	.368	.563
Moss, Steve	OF	.254	83	295	35	75	16	0	9	44	27	6	84	5	2	11	4	8	.324	.400
Negron, Miguel	OF	.310	21	71	15	22	6	0	0	6	14	1	10	1	0	4	2	0	.425	.394
Pressley, Josh	INF	.275	120	433	53	119	21	1	16	74	59	4	76	6	0	0	0	14	.363	.439
Ramos, Dominic	INF	.257	110	393	57	101	23	7	12	30	23	10	88	2	8	9	4	4	.313	.443
Richardson, Dustin	P	.000	1	1	0	0	0	0	0	0	0	0	1	0	0	0	0	0	.000	.000
Rodriguez, Ryde	OF	.110	27	82	9	9	1	0	0	2	4	1	11	0	1	1	0	3	.161	.122
Sosa, Carlos	OF	.260	5	19	4	5	1	0	0	2	1	0	6	0	0	0	0	0	.300	.316
Suarez, Iggy	INF	.212	107	349	39	74	20	0	6	35	37	1	85	1	8	1	3	5	.289	.321
VanOstrand, Jimmy	INF	.368	27	14	14	35	8	1	3	20	15	1	9	3	0	0	0	4	.447	.568
Zazueta, Amadeo	INF	.214	31	10	10	22	5	2	2	10	3	0	11	0	2	1	1	0	.236	.359
TOTALS		.263	140	4,731	597	1,245	254	25	103	562	419	50	865	38	33	69	28	123	.329	.393

#### PITCHING

PLAYER	W	L	ERA	G	GS	CG	SHO	SV	IP	H	R	ER	HR	BB	IBB	SO	HBP	BK	WP	WHIP	OAVG
Clemens, Roger	0	0	0.00	2	2	0	0	0	8	3	0	0	0	0	0	3	0	0	0	0.375	.111
Farnsworth, Jeff	2	5	5.44	21	3	0	0	3	41.1	46	27	25	8	18	1	31	3	0	3	1.548	.291
Flores, Duniesky	1	1	6.75	5	1	0	0	0	10.2	13	8	8	2	7	0	7	1	0	0	1.875	.302
Frias, Jusef	0	1	2.08	9	0	0	0	0	8.2	5	2	2	0	7	0	6	0	0	1	1.385	.185
Giron, Roberto	1	3	2.17	34	0	0	0	2	37.1	18	11	9	5	13	0	49	2	0	0	0.830	.140
Gordon, Derrick	1	4	6.44	15	8	1	0	0	57.1	65	44	41	7	21	0	40	2	1	3	1.500	.284
Hagen, Matt	0	0	0.00	1	0	0	0	0	1.1	3	1	0	1	1	0	2	0	0	1	3.000	.375
Houston, Ryan	1	2	13.03	13	1	0	0	1	9.2	14	16	14	1	14	0	9	1	0	2	2.897	.318
Kazmir, Scott	3	6	5.34	14	14	0	0	0	64	74	43	38	8	33	2	51	5	0	3	1.672	.290
Ketchner, Ryan	0	3	20.00	4	4	0	0	0	9	20	22	20	4	7	0	9	0	0	0	3.000	.426
Krebs, Eric	1	1	3.12	20	0	10	0	0	26	20	10	9	2	9	2	28	2	0	1	1.115	.215
Lane, Jason	9	5	3.17	18	17	1	1	0	110.2	99	43	39	9	18	1	77	2	0	2	1.057	.235
Liriano, Pedro	8	3	2.42	30	5	0	0	0	78	55	24	21	4	31	5	52	2	1	5	1.103	.201
Livingston, Bobby	9	2	4.37	16	16	0	0	0	92.2	90	46	45	5	37	2	68	2	2	8	1.371	.254
Majewski, Gary	5	3	3.38	56	0	0	0	25	66.2	69	28	25	1	18	4	41	6	0	1	1.305	.271
McKeller, Ryan	2	4	4.96	26	10	0	0	0	74.1	82	44	41	5	34	0	43	8	0	2	1.561	.281
Morgan, Sean	0	0	5.14	29	2	0	0	0	42	50	31	24	4	19	1	21	1	1	5	1.643	.294
Nix, Michael	4	11	4.89	32	17	0	0	1	108.2	110	68	59	6	44	0	88	6	1	8	1.417	.264
Parcell, Garrett	1	2	4.32	24	0	0	0	0	33.1	32	18	16	5	17	1	21	3	0	7	1.470	.262
Phillips, Heath	1	7	4.73	20	12	0	0	0	66.2	87	42	35	7	26	1	36	2	0	1	1.695	.323
Rackel, Trey	0	0	4.35	6	0	0	0	0	10.1	9	5	5	1	3	1	5	0	0	0	1.161	.237
Redding, Tim	3	2	4.28	5	5	0	0	0	27.1	27	15	13	1	4	0	14	1	0	0	1.134	.262
Richardson, Dustin	1	0	3.77	17	2	0	0	0	31	25	13	13	2	14	0	31	3	0	1	1.258	.223
Rivera, Saul	2	0	2.20	18	0	0	0	1	28.2	20	9	7	3	10	1	17	2	0	0	1.047	.196
Startup, Will	3	3	3.09	31	2	0	0	0	46.2	39	18	16	4	17	2	34	2	0	2	1.200	.227
Villa, Kevin	4	8	5.45	28	11	0	0	0	77.2	89	51	47	9	30	3	62	3	0	3	1.532	.293
Wright, Matt	2	0	2.20	8	8	0	0	0	49	38	13	12	6	9	1	47	3	0	2	0.959	.210
TOTALS	64	76	4.32	140	140	2	10	33	1,217	1,202	652	584	110	461	28	892	62	6	61	1.366	.254



# 2021 MEDIA GUIDE

TRIPLE-A AFFILIATE OF THE HOUSTON ASTROS

## YEAR-BY-YEAR STATS

### 2013

#### BATTING

PLAYER	P	AVG	G	AB	R	H	2B	3B	HR	RBI	BB	HBP	SO	SF	SH	SB	CS	DP	OBP	SLG
Allen, Jeff	C	1.000	1	1	1	1	0	0	0	0	0	0	0	0	0	0	0	0	1.000	1.000
Bates, Aaron	INF	.306	126	448	71	137	26	0	7	57	60	14	80	9	5	0	0	12	.397	.411
Burgamy, Brian	INF	.185	8	27	2	5	1	0	0	6	4	0	4	0	0	1	0	1	.290	.222
Clemens, Koby	C	.219	95	319	57	70	14	0	21	60	51	7	90	4	1	4	2	3	.336	.461
Dominguez, Jeff	INF	.277	86	347	55	96	21	3	8	48	28	3	73	4	4	15	6	10	.332	.424
Godwin, Adam	OF	.282	130	556	86	157	18	2	3	36	28	8	68	1	7	50	18	12	.325	.338
Gorecki, Reid	OF	.228	66	237	38	54	9	1	9	35	32	2	44	4	3	20	6	6	.320	.388
Granato, Anthony	INF	.293	36	123	19	36	3	2	0	17	17	4	17	1	0	5	1	3	.393	.350
Gutierrez, Vic	INF	.500	3	2	0	1	0	0	0	0	0	0	0	0	0	0	0	0	.500	.500
Lambin, Chase	INF	.305	24	95	18	29	1	0	5	13	6	0	18	0	2	1	0	2	.347	.474
Lane, Jason	P	.174	15	46	4	8	2	0	0	3	8	0	10	1	0	2	0	1	.291	.217
Langerhans, Ryan	OF	.287	47	150	33	43	13	2	5	28	34	2	43	2	2	4	2	3	.420	.500
Martin, Dustin	OF	.245	30	110	22	27	3	4	4	16	13	1	21	0	0	11	3	1	.331	.455
Mitchell, Russ	INF	.211	85	261	35	55	11	0	7	24	50	4	77	2	4	1	2	6	.344	.333
Moss, Steve	OF	.318	63	236	35	75	15	3	9	43	24	2	65	4	0	13	3	3	.380	.521
Perez, Eduardo	INF	.228	40	145	21	33	3	1	5	21	11	2	38	1	1	1	0	6	.289	.366
Perez, Fernando	OF	.278	13	54	7	15	0	2	1	5	2	1	7	0	0	3	2	0	.316	.407
Pressley, Josh	INF	.271	88	314	35	85	21	0	12	52	43	2	53	2	0	2	1	13	.360	.452
Ramos, Dominic	INF	.230	129	452	48	104	14	1	10	58	22	3	90	7	8	16	5	5	.267	.332
Rios, Kevin	INF	.251	60	183	27	46	10	2	3	25	16	4	50	1	2	2	2	4	.324	.377
Rockett, Michael	OF	.221	87	258	33	57	8	1	6	27	13	4	46	2	6	3	2	4	.267	.329
Scott, Travis	C	.276	108	387	59	107	25	4	11	59	46	2	54	4	2	6	3	6	.353	.447
TOTALS		.261	140	4,751	706	1,241	218	28	126	633	508	65	948	49	47	160	58	101	.338	.398

#### PITCHING

PLAYER	W	L	ERA	G	GS	CG	SHO	SV	IP	H	R	ER	HR	BB	IBB	SO	HBP	BK	WP	WHIP	OAVG
Aquino, Greg	7	4	4.20	30	15	0	0	0	98.2	89	51	46	13	28	1	65	7	0	4	1.186	.237
Arguello, Doug	2	0	3.68	7	6	0	0	0	29.1	31	12	12	4	17	1	22	1	0	3	1.636	.284
Bergmann, Jason	2	0	0.30	30	0	0	0	18	30	15	1	1	1	2	0	33	0	0	3	0.567	.146
Carillo, Cesar	2	2	4.02	9	9	0	0	0	47	42	22	21	2	31	1	22	2	1	9	1.553	.246
Corcoran, Roy	6	4	2.73	49	1	0	0	2	56	57	22	17	0	21	1	36	5	1	3	1.393	.270
De Le Vara, Gilbert	4	1	3.49	12	9	0	0	0	56.2	50	23	22	5	24	2	32	4	0	1	1.306	.243
Elarton, Scott	6	6	5.03	19	18	0	0	0	102	130	59	57	13	31	2	42	1	0	7	1.578	.312
Everts, Clint	5	2	2.71	23	7	0	0	0	63	49	21	19	5	27	1	40	0	0	5	1.206	.219
Gallagher, Sean	2	0	2.05	4	4	0	0	0	22	13	5	5	1	4	0	10	1	0	1	0.773	.176
Giron, Roberto	4	4	2.18	55	0	0	0	3	57.2	46	19	14	3	21	5	65	2	0	7	1.162	.216
Hensley, Clay	2	0	0.63	14	0	0	0	1	14.1	4	1	1	0	7	0	16	1	0	2	0.767	.087
Kozlowski, Ben	3	1	1.86	19	3	0	0	0	38.2	32	9	8	2	8	2	26	0	0	2	1.034	.234
Lane, Jason	8	4	2.98	17	17	0	0	0	105.2	85	37	35	6	13	0	53	2	0	5	0.927	.219
Livingston, Bobby	3	3	7.11	7	6	0	0	0	31.2	41	29	25	7	16	0	14	1	0	3	1.800	.315
Majewski, Gary	5	2	1.79	62	0	0	0	23	70.1	70	18	14	1	8	1	35	1	0	1	1.109	.262
Marshall, Jay	3	0	2.50	56	0	0	0	0	50.1	46	19	14	4	24	2	6	1	1	3	1.391	.240
Miller, Adam	4	4	4.79	36	5	0	0	1	62	67	34	33	5	26	1	36	6	0	5	1.500	.288
Nix, Michael	9	2	1.88	14	12	0	0	0	76.2	50	18	16	5	30	0	63	1	0	5	1.043	.182
Pauley, David	5	3	3.44	12	12	0	0	0	68	72	27	26	4	23	0	52	2	0	5	1.397	.281
Richardson, Dustin	0	0	1.04	6	1	0	0	0	8.2	8	1	1	1	2	0	5	0	0	3	1.154	.242
Schlichting, Travis	1	1	4.15	14	0	0	0	1	13	12	8	6	3	3	1	9	1	0	0	1.154	.245
Wells, Jared	2	1	4.13	40	0	0	0	1	48	35	26	22	2	37	2	60	0	0	13	1.500	.196
Wright, Matt	10	1	2.63	15	15	0	0	0	92.1	65	29	27	7	28	0	68	3	0	6	1.007	.200
TOTALS	95	45	3.20	140	140	1	11	50	1,242	1,109	491	442	94	431	23	810	42	3	96	1.240	.237

# SUGAR LAND SKEETERS



# 2021 MEDIA GUIDE

TRIPLE-A AFFILIATE OF THE HOUSTON ASTROS

## YEAR-BY-YEAR STATS

### 2014

#### BATTING

PLAYER	P	AVG	G	AB	R	H	2B	3B	HR	RBI	BB	HBP	SO	SF	SH	SB	CS	DP	OBP	SLG
Almonte, Denny	OF	.189	20	74	11	14	2	0	3	9	8	0	25	1	1	2	0	1	.265	.338
Barton, Brian	OF	.294	68	252	32	74	12	2	3	37	21	4	36	4	2	7	4	5	.352	.393
Clemens, Koby	C	.190	30	105	10	20	3	0	1	6	10	0	36	0	0	0	0	2	.261	.248
Corcoran, Ray	P	—	2	0	0	0	0	0	0	0	0	0	0	0	1	0	0	0	—	—
Delgado, Ramon	P	.000	1	2	0	0	0	0	0	0	0	0	1	0	0	0	0	0	.000	.000
Denker, Travis	INF	.158	6	19	0	3	1	0	0	1	5	0	4	0	0	0	0	1	.333	.211
Godwin, Adam	OF	.247	85	332	37	82	5	1	1	20	19	7	38	1	9	13	4	11	.301	.277
Hammond, Steve	P	.000	1	1	0	0	0	0	0	0	0	0	1	0	0	0	0	0	.000	.000
Harbin, Taylor	INF	.276	42	152	23	42	10	1	2	17	11	1	19	6	5	4	0	9	.318	.395
Hunt, Bridger	INF	.295	35	110	16	32	3	1	0	12	14	3	13	4	2	1	1	2	.374	.336
Jennings, Todd	C	.293	21	75	9	22	0	0	2	10	5	2	11	0	3	0	0	2	.354	.373
Kozlowski, Ben	P	1.000	1	1	1	1	0	0	0	0	0	0	0	0	0	0	0	0	1.000	1.000
Lambin, Chase	INF	.202	106	382	47	77	13	2	5	31	38	1	94	3	3	0	10	.274	.285	
Langerhans, Ryan	OF	.279	123	434	84	121	19	8	13	56	91	5	86	3	4	6	3	8	.407	.449
Lehmann, Danny	C	.266	41	124	15	33	5	1	0	9	16	3	27	0	5	3	0	3	.364	.323
Martin, Dustin	OF	.261	12	46	5	12	3	0	0	3	3	0	7	1	0	2	3	1	.300	.326
Medchill, Neil	OF	.231	50	147	29	34	8	2	4	13	19	0	39	1	0	2	0	6	.317	.395
Moss, Steve	OF	.389	5	18	1	7	1	0	0	3	1	1	3	0	0	1	0	0	.450	.444
Nunez, Alexusty	INF	.103	15	39	2	4	0	0	0	2	7	0	10	0	0	0	1	4	.239	.103
Ramos, Dominic	INF	.271	129	458	55	124	25	4	1	43	39	2	72	2	10	7	4	10	.329	.349
Rockett, Michael	OF	.228	103	351	34	80	11	1	8	38	4	2	67	3	7	6	4	7	.239	.333
Ryal, Rusty	INF	.255	32	106	14	27	3	1	5	16	15	1	20	1	2	2	1	3	.350	.443
Scott, Travis	C	.228	120	498	59	93	15	3	12	51	62	7	57	7	2	1	1	8	.335	.368
Stavinoha, Nick	INF	.252	90	337	33	85	14	0	14	54	20	22	55	4	1	0	0	6	.295	.418
Tosoni, Rene	OF	.170	14	53	3	9	2	0	1	8	4	0	5	0	0	0	1	1	.228	.264
VanAllen, Cory	P	—	2	0	0	0	0	0	0	0	0	0	0	0	1	0	0	0	—	—
Wells, Jared	P	—	3	0	0	0	0	0	0	0	0	0	0	0	1	0	0	0	—	—
Wood, Brandon	INF	.098	25	82	4	8	2	0	1	5	6	0	29	2	0	0	0	0	.156	.159
Young, Delwyn	INF	.289	135	530	63	153	25	4	29	88	40	6	61	7	0	2	0	20	.341	.464
TOTALS		.249	140	4,638	587	1,157	182	31	96	532	458	47	816	50	59	59	27	120	.320	.364

#### PITCHING

PLAYER	W	L	ERA	G	GS	CG	SHO	SV	IP	H	R	ER	HR	BB	IBB	SO	HBP	BK	WP	WHIP	OAVG
Broderick, Brian	0	2	2.31	60	0	0	0	11	62.1	51	17	16	4	9	2	65	2	0	3	0.963	.220
Corcoran, Roy	4	0	2.30	60	0	0	0	1	62.2	58	17	16	0	21	1	60	7	0	9	1.261	.256
Delgado, Ramon	5	2	2.88	46	4	0	0	0	68.2	66	29	22	2	18	0	50	2	0	3	1.223	.253
Everts, Clint	5	11	5.82	25	21	0	0	0	119	127	82	77	13	63	1	71	7	0	12	1.597	.277
Gallagher, Sean	3	4	4.98	13	12	0	0	0	68.2	73	38	38	9	31	1	33	3	0	6	1.515	.282
Hammond, Steve	10	8	3.30	27	27	0	0	0	150	149	68	55	10	67	3	121	13	2	7	1.440	.262
Hensley, Clay	0	0	13.50	3	1	0	0	0	2.2	5	4	4	0	3	0	1	1	0	0	3.000	.417
Johnston, Andrew	1	0	2.51	23	0	7	0	0	28.2	28	8	11	0	4	0	17	0	0	3	1.116	.252
Kozlowski, Ben	3	4	3.29	54	1	0	0	1	63	74	26	23	6	16	1	41	0	0	3	1.429	.302
Majewski, Gary	8	3	3.06	57	0	0	0	24	64.2	71	23	22	0	7	3	35	0	0	2	1.206	.287
McGrady, Tracy	0	2	6.75	4	4	0	0	0	6.2	4	5	5	1	10	0	0	1	0	0	2.100	.174
Meadows, Dan	3	5	3.77	21	8	0	0	0	57.1	57	31	24	4	20	0	47	1	0	2	1.343	.265
Nix, Michael	2	1	2.00	5	5	1	0	0	27	21	8	6	0	13	1	23	1	1	1	1.259	.214
Pauley, David	13	7	2.67	24	23	0	0	0	141.2	135	54	42	6	38	1	102	9	0	3	1.221	.257
Smith, Chris	6	0	2.15	12	8	0	0	0	50.1	40	13	12	2	10	0	55	5	0	4	0.993	.215
VanAllen, Cory	2	0	2.11	44	0	0	0	0	47	45	13	11	3	13	1	29	2	1	0	1.234	.251
Wells, Jared	3	2	3.83	55	0	0	0	1	56.1	48	31	24	5	33	1	54	2	0	6	1.438	.227
Wright, Matt	12	9	3.48	26	26	0	0	0	155.1	136	67	60	15	50	2	137	6	0	4	1.197	.235
TOTALS	80	60	3.40	140	140	1	15	38	1,232	1,188	537	465	80	426	18	941	62	4	68	1.310	.251



# 2021 MEDIA GUIDE

TRIPLE-A AFFILIATE OF THE HOUSTON ASTROS

## YEAR-BY-YEAR STATS

### 2015

#### BATTING

PLAYER	P	AVG	G	AB	R	H	2B	3B	HR	RBI	BB	HBP	SO	SF	SH	SB	CS	DP	OBP	SLG
Adams, Ryan	INF	.100	7	30	4	3	0	0	1	3	2	0	7	0	0	0	0	3	.156	.200
Almonte, Denny	OF	.205	122	396	39	81	15	5	10	31	41	3	161	1	2	24	9	1	.283	.343
Barfield, Jeremy	OF	.250	17	60	11	15	4	0	4	10	6	0	11	0	0	0	0	3	.250	.318
Benson, Joe	OF	.200	5	20	3	4	1	0	0	1	1	0	2	0	0	1	0	0	.200	.238
Cross, Kelly	C	.205	17	44	6	9	1	0	1	3	3	0	12	0	1	0	0	2	.255	.295
Dominguez, Jeff	OF	.288	51	205	42	59	15	4	5	28	25	0	28	0	2	21	5	6	.365	.473
Dykstra, Allan	INF	.179	16	56	3	10	2	0	0	3	10	3	15	0	0	0	0	1	.333	.214
Gomez, Edwin	INF	.184	16	49	1	9	0	0	0	1	3	0	20	0	2	0	0	2	.231	.184
Jennings, Todd	C	.061	10	33	1	2	0	0	0	2	1	0	6	1	1	0	0	2	.086	.061
Limonta, Johan	OF	.275	76	276	35	76	17	2	3	38	32	2	46	1	2	1	2	8	.354	.384
Martin, Dustin	OF	.264	54	208	22	55	9	1	5	26	19	0	44	2	0	8	3	4	.323	.389
Merritt, Roy	P	.333	1	3	0	1	0	0	0	0	0	0	0	0	1	0	0	0	.333	.333
Moreda, Rene	OF	.333	4	3	2	1	0	0	0	1	1	3	0	0	0	0	0	0	.714	.333
Osuna, Renny	INF	.265	62	215	20	57	7	1	0	14	18	2	21	1	4	5	3	7	.326	.307
Palmeiro, Patrick	INF	.256	128	450	43	115	28	0	13	68	36	5	115	5	2	4	1	11	.315	.404
Palmeiro, Rafael	INF	.500	1	4	1	2	0	0	0	1	1	0	0	0	0	0	0	0	.600	.500
Russo, Kevin	INF	.249	107	394	48	98	18	1	2	29	29	2	68	4	1	10	2	10	.301	.315
Scott, Travis	C	.254	114	425	58	108	25	0	10	51	51	4	70	5	1	4	0	3	.336	.384
Taveras, Willy	OF	.241	65	249	32	60	7	0	4	16	22	3	47	1	5	21	2	5	.309	.317
Wallace, Chris	C	.257	129	482	64	124	32	0	17	83	40	4	147	6	1	3	3	10	.317	.429
Ward, Daryle	INF	.233	19	60	3	14	1	0	1	6	4	0	3	0	0	0	0	4	.281	.300
Weber, Joe	OF	.182	3	11	0	2	0	0	0	2	1	0	5	0	0	0	0	0	.250	.182
Weems, Beamer	INF	.308	36	133	18	41	13	0	3	12	12	4	18	1	0	0	1	3	.380	.474
Young, Delwyn	INF	.285	118	460	64	131	23	0	10	45	46	6	58	4	0	4	0	13	.355	.400
Zazueta, Amadeo	INF	.260	117	385	38	100	10	0	2	28	25	1	37	3	8	9	5	20	.304	.301
TOTALS		.253	139	4,652	558	1,177	228	14	91	502	429	43	941	35	33	115	36	118	.320	.367

#### PITCHING

PLAYER	W	L	ERA	G	GS	CG	SHO	SV	IP	H	R	ER	HR	BB	IBB	SO	HBP	BK	WP	WHIP	OAVG
Blacksher, Derek	5	3	2.45	25	9	0	0	0	69.2	59	25	19	6	16	1	63	0	0	5	1.077	.244
Carpenter, Drew	3	4	6.69	29	0	0	0	0	36.1	48	30	27	5	13	1	37	1	0	2	1.679	.318
Cervenka, Hunter	0	0	0.00	8	0	0	0	1	8	4	0	0	0	1	0	12	0	0	1	0.625	.148
Cross, Kelly	0	0	0.00	1	0	0	0	0	0.1	1	1	0	1	0	0	1	0	0	0	3.000	.500
Delgado, Ramon	2	1	3.26	33	1	0	0	1	38.2	43	19	14	2	10	2	27	2	0	2	1.371	.277
Gallagher, Sean	6	9	3.51	27	27	1	0	0	159	143	66	62	13	47	5	128	3	0	7	1.195	.240
Geer, Josh	7	8	4.45	23	23	0	0	0	129.1	170	65	64	10	29	1	78	6	3	8	1.539	.294
Gustafson, Tim	0	1	2.57	8	0	0	0	1	7	5	2	2	0	2	0	2	0	0	1	1.000	.208
Johnston, Andrew	3	2	3.04	58	0	0	0	0	53.1	63	23	18	1	18	3	32	1	1	2	1.519	.300
Klipp, Justin	0	0	6.75	3	0	0	0	0	2.2	3	2	2	0	3	0	3	1	0	0	2.250	.300
Loop, Derrick	2	0	1.28	49	0	0	0	15	49.1	24	8	7	0	14	2	60	0	2	0	0.770	.146
Loux, Shane	4	3	2.92	13	13	0	0	0	77	79	29	25	4	12	0	25	2	0	4	1.182	.263
Lujan, John	4	5	6.12	34	0	0	0	8	32.1	45	25	22	4	13	3	27	3	2	3	1.794	.319
Maloney, Matt	1	1	5.31	4	4	0	0	0	20.1	24	13	12	2	6	2	12	1	0	3	1.475	.300
Marshall, Brett	1	1	3.00	2	2	0	0	0	12	8	5	4	1	6	0	8	0	1	2	1.167	.182
Martin, Adrian	4	3	5.09	41	1	0	0	6	40.2	50	26	23	3	6	2	38	1	0	1	1.377	.294
Martinez, Miguel	0	1	6.57	3	3	0	0	0	12.1	23	13	9	2	3	1	8	2	0	0	2.108	.377
Meadows, Dan	0	4	8.25	9	5	0	0	0	24	36	23	22	6	8	1	15	0	0	2	1.833	.343
Merritt, Roy	7	5	2.53	19	17	1	0	0	103.1	92	31	29	7	17	1	70	4	0	3	1.055	.235
Nieve, Fernando	0	0	3.86	5	0	0	0	0	4.2	5	2	2	1	1	0	6	0	0	1	1.286	.263
Nikonchik, Stephen	0	0	5.40	2	0	0	0	0	1.2	3	1	1	0	1	0	1	0	0	1	2.400	.375
Nix, Michael	3	0	2.37	3	3	1	1	0	19	15	5	5	2	7	0	15	0	0	0	1.158	.231
Parr, James	2	3	4.40	42	0	0	0	1	47	48	25	23	3	18	0	50	1	0	3	1.404	.268
Runzler, Dan	0	0	0.52	19	0	0	0	2	17.1	12	1	1	0	3	0	20	0	0	5	0.865	.185
Stauffer, Tim	1	1	1.69	3	3	0	0	0	16	10	5	3	1	4	0	10	0	0	0	0.875	.179
Treibt, Chris	0	0	0.00	3	0	0	0	0	3	0	0	0	0	2	0	3	1	0	0	0.667	.670
VanAllen, Cory	5	4	3.12	42	0	0	0	0	43.1	42	27	15	4	17	3	25	1	0	0	1.362	.251
Villa, Kelvin	0	2	3.16	8	7	0	0	0	37	36	16	13	1	11	0	26	1	0	2	1.270	.254
Weinhardt, Robbie	2	3	2.82	47	0	0	0	2	44.2	39	18	14	1	27	3	55	4	0	2	1.478	.235
Wright, Matt	6	7	4.17	21	21	0	0	0	108	117	64	50	8	35	2	108	6	1	8	1.407	.273
TOTALS	68	71	3.61	138	139	3	6	37	1,217.1	1,247	570	488	88	350	33	965	41	10	68	1.312	.259



# 2021 MEDIA GUIDE

TRIPLE-A AFFILIATE OF THE HOUSTON ASTROS

## YEAR-BY-YEAR STATS

### 2016

#### BATTING

PLAYER	P	AVG	G	AB	R	H	2B	3B	HR	RBI	BB	HBP	SO	SF	SH	SB	CS	DP	OBP	SLG
Barfield, Jeremy	OF	.306	135	510	87	156	31	2	27	85	62	6	108	8	0	2	2	9	.382	.533
Conrad, Brooks	INF	.161	20	62	7	10	2	0	1	5	15	1	17	1	0	0	1	2	.329	.242
Cordero, Albert	C	.275	56	182	21	50	9	0	1	12	10	2	32	3	3	2	1	3	.315	.341
Dominguez, Jeff	INF	.242	123	492	69	119	24	4	11	51	46	1	96	6	6	13	4	12	.305	.376
Gillies, Tyson	OF	.261	5	46	7	12	4	1	0	5	3	5	19	0	0	3	0	0	.370	.391
Guez, Ben	OF	.091	10	33	1	3	0	0	0	0	1	0	14	0	1	1	1	1	.118	.091
Hague, Rick	INF	.311	110	437	69	136	27	5	17	67	21	2	91	4	10	12	5	7	.343	.513
LaRoche, Andy	INF	.269	16	52	4	14	6	1	0	6	4	3	5	0	0	0	0	3	.356	.423
Limonta, Johan	INF	.242	72	227	24	55	10	2	3	21	17	0	47	2	2	1	0	6	.293	.344
Martinez, Juan	INF	.200	6	20	0	4	0	1	0	1	1	0	2	0	0	0	0	0	.238	.300
Matthes, Kent	OF	.234	68	239	26	56	16	0	7	37	14	5	47	3	1	4	2	2	.287	.389
Palmeiro, Patrick	INF	.235	77	247	32	58	11	1	11	44	18	2	93	4	2	0	0	6	.288	.421
Prince, Josh	INF	.230	91	317	58	73	10	0	5	25	67	3	73	0	5	24	9	3	.370	.309
Rodriguez, Wilfredo	C	.288	73	236	32	68	12	1	7	32	26	1	29	4	4	0	1	9	.356	.436
Scott, Travis	C	.264	113	405	48	107	16	2	16	67	42	5	71	2	3	2	0	13	.339	.432
Tosoni, Rene	OF	.301	94	356	49	107	20	12	7	41	33	4	55	3	1	14	0	5	.364	.483
Weems, Beamer	INF	.235	95	323	33	76	16	0	3	23	18	4	76	3	1	23	0	8	.282	.313
Young, Delwyn	INF	.297	114	445	56	132	25	0	6	61	33	1	58	2	0	2	3	12	.345	.393
Zawadzki, Lance	INF	.268	33	127	20	34	9	0	3	9	6	2	36	0	1	4	0	6	.311	.409
TOTALS		.267	140	4,756	643	1,270	249	32	125	592	437	47	969	45	40	84	29	107	.332	.412

#### PITCHING

PLAYER	W	L	ERA	G	GS	CG	SHO	SV	IP	H	R	ER	HR	BB	IBB	SO	HBP	BK	WP	WHIP	OAVG
Alderson, Tim	0	1	7.36	12	1	0	0	0	18.1	22	15	15	0	17	1	19	1	0	2	2.127	.301
Frazier, Parker	5	4	5.31	12	12	0	0	0	61	76	43	36	6	23	0	31	5	1	3	1.623	.304
Gallagher, Sean	10	8	3.79	27	27	1	0	0	154.1	169	80	65	8	66	1	112	7	0	4	1.523	.280
Gleason, Sean	1	2	5.94	5	2	0	0	0	16.2	23	16	11	3	7	0	2	0	0	0	1.800	.324
Hale, Jake	6	3	3.73	19	15	1	0	0	103.2	111	49	43	9	14	0	58	4	0	3	1.206	.276
Haynes, Mark	0	0	3.38	3	0	0	0	0	2.2	3	1	1	0	3	1	3	1	0	1	2.250	.273
Johnston, Andrew	5	2	1.78	61	0	0	0	4	60.2	45	18	12	4	8	2	47	1	1	4	0.874	.205
Loop, Derrick	2	3	1.98	57	0	0	0	32	59	58	18	13	3	23	2	70	2	0	4	1.373	.257
Loux, Barrett	0	3	8.01	8	8	0	0	0	30.1	26	28	27	6	25	0	40	4	0	4	1.681	.230
Marshall, Brett	6	6	4.33	17	15	0	0	0	81	86	41	39	4	34	2	67	6	0	7	1.481	.276
Marshall, Ian	0	3	9.43	8	5	0	0	0	21	33	25	22	1	10	0	7	1	0	7	2.048	.351
Mattheus, Ryan	3	2	3.00	38	0	0	0	0	42	37	14	14	3	22	3	28	4	1	4	1.405	.242
Merritt, Roy	8	2	2.99	25	18	0	0	1	120.1	117	45	40	11	25	3	93	4	0	3	1.180	.259
Morgado, Bryan	2	3	5.28	6	6	0	0	0	29	32	19	17	2	11	0	23	3	0	3	1.483	.276
Nix, Michael	2	1	3.13	6	6	0	0	0	31.2	28	11	11	4	12	0	30	1	0	1	1.263	.239
Rearick, Chris	3	2	6.61	35	0	0	0	0	32.2	37	26	24	1	17	2	34	3	0	3	1.653	.280
Rivera, Raul	0	0	27.00	3	0	0	0	0	2.2	11	8	8	1	1	0	1	0	0	1	4.500	.611
Runzler, Dan	0	1	1.95	33	0	0	0	2	27.2	36	10	6	1	10	1	29	1	0	7	1.663	.324
Sullivan, Jerry	0	0	9.00	1	0	0	0	1	1	0	1	1	0	3	0	2	0	0	2	3.000	.000
Thompson, Aaron	9	5	3.98	25	22	0	0	0	133.1	148	69	59	13	33	1	102	4	1	3	1.358	.283
Treibt, Chris	1	1	3.46	10	0	0	0	0	13	15	8	5	2	3	0	6	1	0	0	1.385	.294
Velasquez, Jon	3	2	4.52	51	2	0	0	0	61.2	59	34	31	9	21	2	43	3	0	4	1.297	.252
Weinhardt, Robbie	6	7	3.97	56	1	0	0	2	59	60	29	26	4	22	3	61	4	0	2	1.390	.262
Zinicola, Zech	2	5	2.93	60	0	0	0	3	61.1	61	22	20	4	18	4	49	1	0	2	1.288	.262
TOTALS	74	66	4.01	140	140	0	0	45	1,224	1,293	630	546	99	428	28	957	61	4	74	1.406	.268



# 2021 MEDIA GUIDE

TRIPLE-A AFFILIATE OF THE HOUSTON ASTROS

## YEAR-BY-YEAR STATS

### 2017

#### BATTING

PLAYER	P	AVG	G	AB	R	H	2B	3B	HR	RBI	BB	HBP	SO	SF	SH	SB	CS	DP	OBP	SLG
Ahrens, Kevin	INF	.272	103	408	48	111	27	1	9	51	19	2	59	8	0	6	1	8	.302	.409
Barfield, Jeremy	OF	.274	35	135	25	37	6	0	9	21	17	1	35	1	0	1	0	3	.357	.519
Benson, Joe	OF	.254	117	429	59	109	14	6	8	40	30	4	105	2	2	17	7	0	.308	.371
Blevins, Bobby	P	.000	27	1	0	0	0	0	0	0	0	0	1	0	0	0	0	0	.000	.000
Cordero, Albert	C	.246	10	345	29	85	20	0	4	37	13	0	58	6	1	6	1	11	.269	.339
Giansanti, Anthony	OF	.273	121	465	49	127	26	3	9	52	27	4	63	10	3	31	5	1	.312	.400
Gillespie, Cole	OF	.302	47	169	25	51	11	2	5	26	21	2	28	0	0	12	1	0	.385	.479
Guzman, Joel	INF	.054	10	37	2	2	0	0	1	3	2	0	12	1	0	0	0	0	.100	.135
Haley, Trey	P	.000	48	1	0	0	0	0	0	0	0	0	0	0	0	0	0	0	.000	.000
Hughes, Carlos	INF	.133	6	15	2	2	1	0	0	0	1	0	8	0	0	0	2	1	.188	.200
Jackson, Ryan	INF	.385	4	13	3	5	3	0	1	3	4	0	2	0	0	0	0	0	.529	.846
Limonta, Johan	INF	.000	1	3	0	0	0	0	0	1	0	0	1	1	0	0	0	0	.000	.000
Miller, Derek	OF	.216	92	292	51	63	15	0	7	35	38	6	58	2	2	13	2	3	.317	.339
Nelson, Chris	INF	.261	24	92	10	24	1	1	2	11	7	0	17	2	0	1	0	7	.307	.359
Nessy, Santiago	C	.190	13	42	3	8	2	0	1	4	1	0	16	0	0	0	0	0	.209	.310
Olivera, Hector	INF	.289	45	173	20	50	9	0	2	15	7	2	17	1	1	0	0	4	.322	.376
Ortiz, Jose	C	.276	9	29	2	8	1	0	0	4	0	0	6	0	0	1	0	1	.276	.310
Patterson, Chase	C	.214	4	14	2	3	0	0	1	3	1	0	8	0	0	0	0	1	.267	.429
Pounds, Bryan	INF	.218	91	317	45	69	17	2	11	35	45	2	80	5	0	0	1	9	.314	.388
Prince, Josh	INF	.263	127	471	75	124	24	1	11	52	85	2	103	5	7	55	12	7	.375	.389
Pyles, Derrick	OF	.184	13	38	4	7	0	1	0	1	4	0	8	0	0	0	0	2	.262	.237
Ramirez, Max	C	.500	1	4	1	2	0	0	1	3	0	0	0	0	0	0	0	0	.500	1.250
Ramsey, Caleb	OF	.275	41	131	19	36	8	1	3	27	11	1	30	5	2	3	1	4	.324	.420
Richardson, Dustin	P	1.000	1	1	1	1	0	0	0	0	0	0	0	0	0	0	0	0	1.000	1.000
Rodriguez, Wilfredo	C	.333	84	288	34	96	14	0	3	28	30	4	33	3	0	5	0	9	.400	.413
Scott, Travis	C	.253	116	415	49	105	19	1	12	58	45	2	77	7	3	0	1	9	.324	.390
Thon, Dickie Joe	INF	.205	29	73	10	15	2	0	3	7	9	1	23	1	2	4	3	3	.298	.356
Wilkins, Andy	INF	.318	43	154	26	49	11	0	13	34	23	1	39	2	0	2	0	0	.406	.643
Zawadzki, Lance	INF	.242	32	124	17	30	7	0	5	16	10	2	33	0	0	5	0	4	.309	.419
TOTALS		.261	140	4,679	611	1,219	238	19	121	567	450	36	920	62	23	162	37	105	.326	.397

#### PITCHING

PLAYER	W	L	ERA	G	GS	CG	SHO	SV	IP	H	R	ER	HR	BB	IBB	SO	HBP	BK	WP	WHIP	OAVG
Ballew, Travis	0	0	0.00	1	0	0	0	0	1	0	0	0	0	1	0	1	0	0	1	1.000	.000
Barfield, Jeremy	0	0	0.00	1	0	0	0	0	1	1	0	0	0	0	0	2	0	0	0	1.000	.250
Blevins, Bobby	7	7	4.85	27	23	0	0	0	133.2	157	78	72	11	39	5	95	9	1	4	1.466	.297
Corpas, Manny	0	5	5.81	27	0	0	0	0	26.1	42	19	17	1	17	3	22	1	0	0	2.241	.378
De La Rosa, Dane	0	2	7.71	4	0	0	0	0	2.1	5	5	2	0	1	1	1	0	0	2	2.571	.385
DePaula, Julio	0	1	3.40	41	0	0	0	2	39.2	38	16	15	1	21	1	37	5	0	2	1.487	.262
Drabek, Kyle	1	3	8.33	6	6	0	0	0	27	37	25	25	7	12	0	16	0	0	4	1.815	.333
Gleason, Sean	4	7	4.55	28	10	0	0	0	87	94	52	44	9	26	0	46	3	0	2	1.379	.276
Hale, Jake	11	6	3.24	24	24	5	2	0	153	156	63	55	13	39	0	86	8	3	1	1.275	.272
Haley, Trey	3	2	4.05	48	0	0	0	0	46.2	49	23	21	3	24	1	38	3	0	1	1.564	.278
Haynes, Mark	2	5	3.40	55	0	0	0	13	50.1	44	23	19	3	30	3	57	1	0	4	1.470	.237
Johnston, Andrew	2	5	4.79	52	0	0	0	0	47	59	27	25	3	11	1	28	1	0	3	1.489	.312
Maine, Scott	1	1	4.54	39	0	0	0	0	33.2	31	19	17	3	15	1	35	1	0	2	1.366	.240
Marshall, Brett	10	7	3.79	28	27	0	0	0	163.2	152	79	69	11	80	1	95	9	0	13	1.418	.252
Mincey, Patrick	0	1	0.82	2	2	0	0	0	11	9	1	1	1	2	0	6	0	0	0	1.000	.237
Nix, Michael	9	5	2.24	19	17	1	1	0	100.2	66	27	25	3	35	1	75	4	0	3	1.003	.190
Outman, Josh	0	0	1.29	2	1	0	0	0	7	5	1	1	0	5	0	5	0	0	0	1.429	.208
Paulino, Felipe	4	5	1.98	39	0	0	0	16	41	25	12	9	3	13	1	50	1	0	9	0.927	.174
Reed, Evan	1	1	5.11	26	0	8	0	0	24.2	34	14	14	2	10	1	23	2	0	1	1.784	.337
Richardson, Dustin	1	4	5.02	48	1	0	0	4	43	34	25	24	4	29	1	62	3	1	1	1.465	.215
Rodriguez, Alberto	1	0	1.69	3	3	0	0	0	16	16	5	3	0	6	12	12	0	0	0	1.375	.267
Stanton, Cameron	0	0	6.35	4	0	0	0	0	5.2	7	4	4	0	6	1	2	0	0	0	2.294	.333
Talbot, Mitch	9	3	3.03	21	19	1	1	0	110	98	45	37	6	30	3	108	6	0	7	1.164	.234
Treibt, Chris	0	0	4.18	20	0	0	0	0	23.2	28	13	11	2	10	0	22	0	0	0	1.606	.289
Zinicola, Zech	1	3	4.66	10	7	0	0	0	19.1	29	15	10	3	6	0	12	0	0	1	1.810	.349
TOTALS	67	73	3.85	140	140	7	4	36	1,214.1	1,216	591	520	89	468	25	936	57	5	61	1.387	.260



# 2021 MEDIA GUIDE

TRIPLE-A AFFILIATE OF THE HOUSTON ASTROS

## YEAR-BY-YEAR STATS

### 2018

#### BATTING

PLAYER	P	AVG	G	AB	R	H	2B	3B	HR	RBI	BB	HBP	SO	SF	SH	SB	CS	DP	OBP	SLG
Allen, Jeff	C	.000	2	2	0	0	0	0	0	0	0	0	1	0	0	0	0	0	.000	.000
Barnes, Barrett	OF	.246	112	382	86	94	18	1	12	51	80	18	94	9	0	24	9	15	.393	.393
Betancourt, Javier	INF	.201	58	154	17	31	7	1	0	17	10	1	22	4	0	3	0	8	.249	.260
Chavez, Matt	INF	.320	120	472	59	151	22	1	12	72	36	5	112	5	0	1	0	10	.371	.447
Cordero, Albert	C/INF	.285	119	452	65	129	23	1	12	63	26	5	78	3	2	3	3	17	.329	.420
Cunningham, Todd	OF	.000	2	1	1	0	0	0	0	0	0	0	0	0	0	0	0	0	.000	.000
Dotel, Wellington	OF	.172	8	29	0	5	0	0	0	2	3	0	6	0	0	1	3	2	.250	.272
Dykstra, Luke	INF/OF	.235	23	68	8	16	3	0	1	5	3	3	10	0	1	1	0	2	.297	.324
Giansanti, Anthony	INF/OF	.295	122	465	79	137	22	1	17	58	43	3	79	1	4	35	6	8	.357	.456
Gomez, Rolando	INF	.000	2	4	1	0	0	0	0	0	0	0	3	0	0	0	0	0	.000	.000
Hawkins, Courtney	OF	.285	88	323	54	92	17	0	18	72	25	7	79	8	0	12	0	5	.342	.505
Heathcott, Slade	OF	.194	10	31	4	6	1	0	0	3	5	0	6	1	0	1	2	1	.297	.226
Jackson, Ryan	INF	.150	6	20	1	3	1	0	0	1	5	0	4	0	0	0	1	0	.320	.200
Kubitz, Kyle	INF/OF	.261	55	207	28	54	19	0	7	37	26	65	1	1	1	4	1	2	.345	.454
Marshall, Brett	P	.000	1	1	0	0	0	0	0	0	0	0	0	0	0	0	0	0	.000	.000
Navarro, Rey	INF	.545	3	11	3	6	2	0	2	3	1	0	1	1	0	0	0	0	.538	1.273
Norris, Derek	C	.256	117	410	69	105	24	0	12	57	71	12	77	3	0	8	0	9	.379	.402
Phipps, Denis	OF	.265	98	351	49	93	15	2	9	37	37	6	101	1	0	6	2	5	.344	.396
Ramos, Mauricio	INF	.000	1	3	0	0	0	0	0	0	0	0	2	0	0	0	0	0	.000	.000
Robertson, Daniel	INF/OF	.219	21	73	7	16	2	0	1	6	7	0	9	0	1	3	0	2	.288	.288
Rondon, Alvaro	INF	.281	118	377	38	106	10	5	0	39	25	0	67	4	13	38	7	8	.323	.334
Russell, James	P	.000	1	1	0	0	0	0	0	0	0	0	1	0	0	0	0	0	.000	.000
Silverio, Juan	INF	.310	51	197	36	61	12	1	8	37	10	3	39	3	0	3	3	3	.347	.503
Thomas, Tony	OF	.182	6	22	2	4	2	0	1	3	2	0	9	0	0	1	1	1	.250	.409
Wade, Konner	P	.000	1	1	0	0	0	0	0	0	0	0	0	0	0	0	0	0	.000	.000
Walsh, Colin	INF	.281	43	135	24	38	10	1	1	15	33	1	28	3	0	2	0	1	.419	.393
Whisler, Josh	C	.100	5	10	1	1	0	0	0	0	2	0	2	0	0	0	0	0	.250	.100
TOTALS		.273	126	4,202	632	1,148	210	14	113	578	450	65	895	47	22	146	38	99	.349	.411

#### PITCHING

PLAYER	W	L	ERA	G	GS	CG	SHO	SV	IP	H	R	ER	HR	BB	IBB	SO	HBP	BK	WP	WHIP	OAVG
Adams, Austin	3	0	2.22	30	0	0	0	1	28.1	24	8	7	1	8	1	33	1	0	1	1.129	.222
Badamo, Tyler	1	3	7.36	4	4	0	0	0	14.2	19	13	12	1	6	1	13	1	0	0	1.705	.322
Bawcom, Logan	1	1	6.75	3	3	0	0	0	13.1	16	10	10	3	1	0	13	0	0	0	1.275	.291
Beeler, Dallas	8	2	2.29	19	14	0	0	0	90.1	70	24	23	2	16	0	73	20	4	0	0.952	.213
Campos, Vicente	3	2	5.64	22	0	0	0	0	22.1	22	14	14	2	11	0	17	0	1	1	1.478	.268
Castro, Simon	0	0	9.00	2	0	0	0	0	2	3	2	2	1	1	0	2	0	0	1	2.000	.333
Cervenka, Hunter	3	1	1.53	19	0	0	0	0	17.2	9	3	3	1	2	0	21	1	0	1	0.623	.155
Chacin, Alejandro	0	0	1.64	10	0	0	0	0	11	13	2	2	0	2	0	7	1	0	0	1.364	.302
Coleman, Casey	3	0	0.96	7	6	0	0	0	37.1	24	4	4	1	10	0	38	0	1	1	0.911	.183
De Leon, Jorge	0	0	0.00	2	0	0	0	0	2	1	0	0	0	0	0	2	0	0	0	0.500	.143
Domel, Cory	0	0	0.00	1	0	0	0	0	1	0	0	0	0	2	0	0	0	0	0	2.000	.000
Gage, Matt	1	0	3.60	1	1	0	0	0	5	5	2	2	0	1	0	7	0	0	1	1.200	.263
Griset, Ben	2	3	4.35	12	9	0	0	0	41.1	50	28	20	5	24	0	32	2	0	0	1.790	.303
Harman, Casey	0	1	4.50	2	0	0	0	0	4	4	3	2	0	3	0	5	0	0	0	1.750	.286
Haynes, Mark	2	1	1.90	24	0	0	0	0	23.2	12	5	5	1	12	1	25	1	0	1	1.014	.154
Irvine, Luke	1	1	2.56	6	6	0	0	0	31.2	29	12	9	2	9	0	23	1	0	3	1.200	.250
Kubo, Yasutomo	5	2	5.14	13	10	0	0	0	56	64	34	32	7	22	0	53	5	0	2	1.536	.284
Levine, Tyler	0	0	4.22	4	1	0	0	0	10.2	12	5	5	1	6	0	5	0	0	0	1.688	.286
Loop, Derrick	1	1	5.40	10	0	0	0	0	10	12	6	6	1	3	0	14	0	0	0	1.500	.308
Machi, Jean	2	0	0.84	22	0	0	0	1	21.1	10	2	2	1	11	1	21	1	0	1	0.984	.139
Mariot, Michael	0	0	1.93	4	4	0	0	0	14	13	3	3	0	5	0	8	1	0	0	1.286	.255
Marshall, Brett	2	3	5.19	9	9	0	0	0	43.1	51	33	25	5	25	0	36	2	0	5	1.754	.298
McCoy, Pat	2	2	6.75	6	0	0	0	0	5.1	9	4	4	0	4	2	5	0	0	1	2.438	.375
Ortega, Jose	0	0	3.00	3	0	0	0	0	3	4	1	1	0	4	0	3	0	0	1	2.667	.333
Paulino, Felipe	2	2	1.18	54	0	0	0	33	53.1	32	14	7	2	21	2	72	0	0	1	0.994	.168
Reynolds, Danny	2	0	0.00	11	0	0	0	0	15	6	0	0	0	2	0	21	0	0	2	0.533	.118
Rodriguez, Paco	0	1	15.43	3	0	0	0	2	2.1	8	4	4	0	1	0	4	0	0	0	3.857	.533
Rowen, Ben	3	1	4.50	15	0	0	0	0	16	20	9	8	2	2	0	13	0	0	0	1.375	.299
Runzler, Dan	4	2	2.81	53	0	0	0	1	48	46	20	15	1	27	1	58	0	0	4	1.521	.260
Russell, James	8	4	2.36	20	18	0	0	0	106.2	94	31	28	9	17	0	98	3	0	2	1.041	.235
Sergey, Matt	4	5	4.47	13	11	1	0	0	58.1	56	32	29	7	14	0	54	0	0	3	1.200	.251
Sitton, Kraig	3	0	3.71	50	4	0	0	0	68	68	31	28	3	12	0	48	0	0	2	1.176	.259
Talbot, Mitch	3	1	1.93	5	5	0	0	0	28	22	10	6	0	6	0	19	0	0	0	1.000	.216
Wade, Konner	8	6	3.10	27	21	1	0	0	136.2	144	60	47	10	19	1	79	4	2	2	1.193	.275
West, Matt	0	0	0.54	17	0	0	0	0	16.2	8	2	1	0	2	0	19	1	0	0	0.600	.140
Wimmers, Alex	3	0	3.77	20	0	0	0	0	28.2	22	13	12	2	10	0	34	0	0	2	1.116	.214
Winkler, Kyle	1	0	3.80	22	0	0	0	0	21.1	11	13	9	0	19	1	17	3	0	3	1.406	.149
TOTALS	81	45	3.14	126	126	2	0	38	1,108.1	1,013	457	387	71	340	11	992	30	4	45	1.221	.240



# 2021 MEDIA GUIDE

TRIPLE-A AFFILIATE OF THE HOUSTON ASTROS

## YEAR-BY-YEAR STATS

### 2019

### BATTING

NAME	G	PA	AB	R	H	2B	3B	HR	RBI	SB	CS	BB	SO	BA	OBP	SLG	OPS	TB	GDP	HBP	SH	SF	IBB
Jeff Allen	2	2	2	0	0	0	0	0	0	0	0	0	1	.000	.000	.000	.000	0	0	0	0	0	0
Cody Asche	6	24	20	4	5	0	0	1	3	1	0	2	4	.250	.375	.400	.775	8	0	2	0	0	0
Blair Beck	50	175	158	16	37	8	1	5	18	0	1	12	56	.234	.289	.392	.681	62	1	1	2	2	0
Wynton Bernard	61	268	245	46	77	14	2	6	36	32	1	17	38	.314	.353	.461	.815	113	1	0	2	4	0
Javier Betancourt	45	156	140	8	32	5	0	0	12	8	0	11	24	.229	.286	.264	.550	37	5	1	2	2	0
Zach Borenstein	101	412	360	48	96	15	1	16	67	3	1	44	103	.267	.347	.447	.794	161	11	3	0	5	1
Chris Colabello	22	93	82	13	16	3	0	1	6	0	0	10	26	.195	.280	.268	.548	22	2	0	0	1	0
Albert Cordero	103	393	361	40	95	24	1	15	65	3	1	21	61	.263	.306	.460	.766	166	17	4	1	6	1
Ryan Court	8	29	24	3	6	2	0	1	4	0	0	5	10	.250	.379	.458	.838	11	1	0	0	0	0
O'Koyea Dickson	10	30	27	2	5	1	0	0	1	0	0	3	7	.185	.267	.222	.489	6	1	0	0	0	0
Brett Eibner	8	1	1	0	0	0	0	0	0	0	0	0	0	.000	.000	.000	.000	0	0	0	0	0	0
Anthony Giansanti	113	461	421	61	106	28	0	9	51	19	4	26	74	.252	.302	.382	.685	161	9	7	1	6	1
Courtney Hawkins	3	13	12	5	6	1	0	2	3	2	0	1	2	.500	.538	1.083	1.622	13	1	0	0	0	0
Jabari Henry	15	55	48	5	12	1	0	1	4	1	0	7	9	.250	.345	.333	.679	16	1	0	0	0	0
Ryan Jackson	53	199	171	14	43	4	0	2	14	6	1	23	30	.251	.340	.310	.650	53	5	1	2	2	0
James Loney	11	42	36	4	10	0	1	0	3	0	2	4	4	.278	.357	.333	.690	12	2	1	0	1	0
Will Maddox	7	23	21	1	6	2	0	0	2	2	0	1	3	.286	.304	.381	.685	8	1	0	0	1	0
Jason Martinson	114	460	372	64	78	19	0	15	50	14	2	76	145	.210	.349	.382	.730	142	4	6	1	5	1
C.J. McElroy	17	69	63	10	23	3	1	0	7	5	1	5	9	.365	.406	.444	.850	28	0	0	0	1	0
Roy Merritt	12	0	0	1	0	0	0	0	0	0	0	0	0					0	0	0	0	0	0
Jared Mitchell	63	267	229	29	59	9	1	6	28	22	4	35	43	.258	.356	.384	.740	88	4	1	0	2	2
Rico Noel	52	235	197	42	56	9	0	1	15	45	6	28	33	.284	.380	.345	.726	68	1	5	1	4	1
D.J. Peterson	37	158	141	27	43	11	1	8	20	0	0	17	28	.305	.380	.567	.947	80	1	0	0	0	0
Denis Phipps	124	515	448	77	117	23	1	21	81	7	3	61	107	.261	.350	.458	.807	205	12	2	0	4	3
Carlos Pimentel	18	1	0	0	0	0	0	0	0	0	0	0	0					0	0	0	1	0	0
Josh Prince	13	52	45	2	6	0	0	0	1	4	0	5	6	.133	.231	.133	.364	6	1	1	0	1	0
Alvaro Rondon	24	83	71	10	14	1	2	0	3	7	1	9	20	.197	.293	.268	.560	19	0	1	1	1	1
Juan Silverio	128	542	488	79	143	23	5	14	68	18	4	42	87	.293	.358	.447	.805	218	18	9	0	3	1
Cody Stanley	99	371	342	38	86	13	0	5	43	5	0	26	56	.251	.305	.333	.638	114	4	1	0	2	1
Willy Taveras	27	108	98	13	25	2	0	0	6	7	1	7	22	.255	.318	.276	.593	27	2	2	1	0	0
Totals	138	5237	4623	662	1202	221	17	129	611	211	33	498	1008	.260	.335	.399	.734	1844	105	48	15	53	13

### PITCHING

NAME	W	L	ERA	G	GS	GF	CG	SHO	SV	IP	H	R	ER	HR	BB	IBB	SO	HBP	BK	WP	BF	WHIP
Jeff Ames	2	1	4.20	15	0	3	0	0	0	15.0	11	7	7	1	9	1	28	0	0	0	65	1.333
Alec Asher	1	0	9.00	2	0	0	0	0	0	3.0	4	3	3	1	1	0	3	1	0	0	15	1.667
Dallas Beeler	9	7	3.86	26	26	0	0	0	0	144.2	167	68	62	6	53	0	97	5	2	6	639	1.521
Andrew Bellatti	0	0	0.00	1	0	0	0	0	0	1.0	0	0	0	0	0	0	3	0	0	0	3	0.000
Christian Bergman	0	2	8.53	5	5	0	0	0	0	19.0	33	18	18	2	5	0	11	0	0	0	92	2.000
Roger Bernal	0	1	11.12	3	3	0	0	0	0	11.1	25	16	14	1	9	0	8	0	0	0	67	3.000
Cesar Cabral*	1	1	3.46	12	0	1	0	0	0	13.0	15	5	5	0	12	0	6	1	0	3	63	2.077
Kevin Comer	2	5	4.44	43	0	10	0	0	1	46.2	39	25	23	4	19	1	55	1	0	2	196	1.243
Chase De Jong	4	4	5.56	12	12	0	0	0	0	66.1	81	43	41	10	14	0	53	1	2	6	291	1.432
James Dykstra	1	0	3.75	14	0	4	0	0	1	12.0	14	5	5	0	6	1	6	1	0	1	53	1.667
Brett Eibner	0	0	2.25	8	0	2	0	0	1	8.0	5	2	2	0	5	0	8	0	0	0	34	1.250
Daniel Gibson*	2	2	2.41	36	0	8	0	0	0	33.2	24	12	9	1	7	0	37	3	0	5	135	0.921
Ricardo Gomez	1	1	2.72	35	1	6	0	0	1	43.0	21	16	13	6	21	4	48	4	1	3	173	0.977
Mike Hauschild	4	0	2.50	9	9	0	0	0	0	50.1	53	19	14	3	11	0	40	2	0	4	211	1.272
Luke Irvine	2	2	6.35	15	3	4	0	0	0	34.0	36	33	24	5	23	1	15	1	0	4	156	1.735
Joe Lienhard	1	0	4.50	5	1	2	0	0	0	14.0	15	8	7	1	5	0	8	0	0	4	62	1.429
James Loney*	0	0	9.00	1	0	0	0	0	0	1.0	2	1	1	1	0	0	1	0	0	0	4	2.000
Mark Lowe	2	1	8.35	14	0	4	0	0	0	18.1	26	19	17	4	9	0	21	2	0	1	90	1.909
Jean Machi	2	2	6.75	25	0	9	0	0	1	24.0	32	18	18	4	5	1	15	2	0	1	105	1.542
Michael Mariot	3	0	3.00	8	5	0	0	0	0	36.0	34	17	12	3	11	1	40	0	0	0	150	1.250
Josh Martin	3	0	3.77	25	0	3	0	0	0	28.2	21	13	12	3	10	0	29	3	0	1	113	1.081
Kevin McGowan	2	2	2.29	4	4	0	0	0	0	19.2	13	6	5	1	8	0	18	1	0	1	80	1.068
Roy Merritt*	2	3	3.70	11	10	1	0	0	0	56.0	62	25	23	5	20	0	32	1	1	1	244	1.464
Felipe Paulino	2	1	3.08	26	0	23	0	0	15	26.1	17	9	9	1	13	2	37	0	0	1	108	1.139
Carlos Pimentel	6	4	3.92	18	12	2	1	0	0	78.0	65	37	34	7	35	2	71	1	0	8	326	1.282
Matt Purke*	5	8	5.62	31	13	10	0	0	0	89.2	109	66	56	10	39	3	48	3	1	7	417	1.651
Matt Ramsey	0	0	4.50	4	0	3	0	0	1	4.0	3	2	2	1	1	0	7	0	0	0	16	1.000
Dan Reynolds	0	2	9.00	7	0	1	0	0	0	5.0	10	7	5	1	3	1	3	2	0	0	27	2.600
Alvaro Rondon	0	0	0	0	0	0	0	0	0	0.0	0	0	0	0	0	0	0	0	0	0	0	0
Robbie Ross*	0	0	8.64	11	0	2	0	0	0	8.1	11	9	8	0	7	0	13	1	0	2	44	2.160
Nick Rumbelow	3	0	0.81	21	0	13	0	0	7	22.1	16	5	2	0	3	0	31	0	0	5	84	0.851
Dan Ruzler*	1	0	1.15	16	0	7	0	0	2	15.2	17	3	2	0	3	0	17	1	0	0	67	1.277
Daniel Schlereth*	2	2	4.44	28	0	3	0	0	1	24.1	24	15	12	2	15	0	35	1	1	3	113	1.603
Troy Scribner	6	7	3.68	22	22	0	0	0	0	122.1	113	55	50	12	49	0	127	2	1	6	517	1.324
Mitch Talbot	1	3	3.93	7	7	0	0	0	0	34.1	38	17	15	2	8	0	28	0	0	3	144	1.340
Konner Wade	0	2	3.38	5	5	0	0	0	0	26.2	33	17	10	3	3	0	17	0	0	0	116	1.350
Matt West	2	3	3.00	50	0	16	0	0	4	48.0	37	22	16	5	24	5	57	6	0	8	210	1.271
Totals	72	66	4.16	138	138	137	1	13	35	1203.2	1226	643	556	106	466	23	1073	46	9	86	5230	1.406



# 2021 MEDIA GUIDE

TRIPLE-A AFFILIATE OF THE HOUSTON ASTROS

## SKEETERS IN THE MAJOR LEAGUES

Through their eight seasons of existence as an independent franchise in the Atlantic League, the Sugar Land Skeeters have had 123 former Major Leaguers appear for them. The following 12 players either returned to the Major League level -- or made their Major League debut -- after appearing for the Skeeters.



### **LHP Scott Kazmir**

Appeared with Skeeters: 2012

Post-Skeeters: CLE ('13); OAK (14-15); HOU ('15); LAD ('16)

Kazmir, a Houston native, became the first player in Skeeters history to return to the Majors and undoubtedly had the most success upon his return. Just two years removed from playing independent baseball, Kazmir was selected to the 2014 All-Star Game as a member of the Oakland A's. Kazmir went on to make 118 big league starts in his post-Skeeters career, going 42-35 with a 3.75 ERA. Kazmir returned to Constellation Field in 2020 as a member of the Constellation Energy League



### **OF Ryan Langerhans**

Appeared with Skeeters: 2013-14

Post-Skeeters: TOR ('13)

Langerhans became the first player in Skeeters history to appear in the Majors in the same season he played for the Skeeters. Langerhans touted 10 years of Major League experience prior to joining the Skeeters. He played in four games for the Blue Jays in 2013, going 3-for-11 while also collecting a stolen base. While with the Skeeters, Langerhans appeared in the 2014 All-Star Game hosted at Constellation Field.



### **LHP/OF Jason Lane**

Appeared with Skeeters: 2012-13

Post-Skeeters: SD ('14)

Lane's return to the Majors from the Skeeters is certainly the most unique. Lane accrued six years of Major League experience -- appearing in all but three games with the Astros -- strictly as a position player. However, Lane served as a position player and a pitcher in two seasons with the Skeeters. He then appeared in three games with the Padres in 2014, all as a pitcher. He logged a 0.87 ERA in 10 1/3 innings pitched with the Padres.



### **RHP Tim Stauffer**

Appeared with Skeeters: 2015

Post-Skeeters: NYM ('15)

Stauffer was selected by the San Diego Padres with the fourth overall pick of the 2003 MLB Draft and pitched in 10 Major League seasons before joining the Skeeters. Stauffer needed just three starts with the Skeeters, going 1-1 with a 1.69 ERA, before joining the New York Mets. Stauffer went on to make 5 relief appearances for a 2015 Mets team that went on to play the Kansas City Royals in the World Series.



### **LHP Hunter Cervenka**

Appeared with Skeeters: 2015, '18

Post-Skeeters: ATL ('16); MIA (16-17)

Cervenka became the first player to make his Major League debut after playing for the Skeeters. He made 73 relief appearances in parts of two seasons for the Atlanta Braves and Miami Marlins, logging a 4.69 ERA. Cervenka returned to the Skeeters in 2018, helping lead the team to its second Atlantic League Championship. He once again returned to Sugar Land in 2020 to play for Team Skeeters in the Constellation Energy League



### **RHP Chris Smith**

Appeared with Skeeters: 2014

Post-Skeeters: OAK (16-17)

Smith had pitched in three Major League seasons, spending time with the Boston Red Sox and Milwaukee Brewers, before joining the Skeeters in 2014. His time with the Skeeters was brief but successful, going 6-0 with a 2.15 ERA in 12 games (eight) starts in his one season in Sugar Land. He went on to make 27 appearances (eight starts) with the Oakland A's from 2016-17. He logged a 2.92 ERA in 13 relief appearances with the A's in 2016.



# 2021 MEDIA GUIDE

TRIPLE-A AFFILIATE OF THE HOUSTON ASTROS

## SKEETERS IN THE MAJOR LEAGUES (CONT.)



### LHP Dan Runzler

Appeared with Skeeters: 2015-16, 18-19  
Post-Skeeters: PIT ('17)

Runzler is one of the most accomplished relief pitchers in Skeeters history. Prior to joining them in 2015, he appeared in four seasons with the San Francisco Giants, including their 2010 and '12 World Series-winning teams. Runzler pitched in 52 games for the Skeeters between 2015-16 before appearing with the Pirates. He then re-joined the Skeeters in 2018, serving as a key cog in the bullpen on the Skeeters' way to a title. He worked as a player and pitching coach for the Skeeters in 2019 Skeeters in 2019. He ranks top 10 in Skeeters history in career appearances and saves



### RHP Austin Adams

Appeared with Skeeters: 2018  
Post-Skeeters: MIN/DET ('19)

Adams was a workhorse for the Skeeters 2018 ALPB championship squad, logging a 2.22 ERA through 30 relief outings. Prior to the postseason, he had his contract purchased by the Minnesota Twins. Adams then returned to the Majors with the Twins in 2019 and was then claimed off waivers by the Detroit Tigers. He pitched a combined 16 2/3 innings for Detroit and Minnesota in '19. Prior to joining the Skeeters, Adams appeared in the Cleveland Indians bullpen each season from 2014-16.



### IF Ryan Court

Appeared with Skeeters: 2019  
Post-Skeeters: SEA ('19)

Court began the 2019 season with the Skeeters, still seeking to make his Major League debut. He spent just over a week with the Skeeters before having his contract purchased by the Seattle Mariners. At 32 years old, Court made his Major League debut in 2019 in a pinch-hitting appearance for the Mariners. A day after his debut, he got his first career start and went 2-for-5 with a pair of doubles and three RBIs to lead Seattle to an 8-1 win over the Detroit Tigers. Court, along with Hunter Cervenka, are the only players to make their Major League debuts after appearing with the Skeeters.



### RHP Brett Eibner

Appeared with Skeeters: 2019  
Post-Skeeters: MIA ('20)

Eibner took a similar path back to the Major Leagues as fellow former Skeeters, Jason Lane. Eibner appeared in 87 games from 2016-17 as an outfielder with the Kansas City Royals, Oakland A's and Los Angeles Dodgers. The former two-way Arkansas star appeared with the Skeeters in 2019 as a reliever, flashing an upper 90's fastball. He then returned to Sugar Land in 2020 to play in the Constellation Energy League. The Miami Marlins purchased his contract and he made three relief appearances for the eventually playoff-bound Marlins in '20.



### RHP Chase De Jong

Appeared with Skeeters: 2019  
Post-Skeeters: HOU ('20)

De Jong was one of the biggest success stories of the Constellation Energy League. After making 12 starts for the Skeeters in 2019, he returned to Sugar Land in 2020. De Jong struck out 27 batters in 17 innings of Constellation Energy League work and had his contract purchased by the Houston Astros. De Jong made three appearances for the American League Championship Series-bound Astros. He was included in their player pool for the ALCS as well. De Jong had made 12 Major League appearances (eight starts) prior to joining the Skeeters.



### LHP Matt Dermody

Appeared with Skeeters: Signed for 2020 season  
Post-Skeeters: CHC ('20)

Dermody dominated for Team Skeeters in the Constellation Energy League, going 3-0 with a 0.52 ERA through five outings (four starts) and was selected to the CEL All-Star Team. The Iowa native had his contract purchased by the Chicago Cubs and he threw a scoreless inning of relief for the playoff-bound Cubs. Dermody had made 28 relief appearances for the Toronto Blue Jays between 2016-17 before heading to Sugar Land. He was signed to play for the Skeeters in the Atlantic League in 2020 before the cancelled season and formation of the Constellation Energy League



# 2021 MEDIA GUIDE

TRIPLE-A AFFILIATE OF THE HOUSTON ASTROS

## SKEETERS AWARDS

**2012**

**2ND-TEAM ATLANTIC LEAGUE**

Ofilio Castro.....3B  
Bubba Bell.....OF  
Gary Majewski.....RHP

**ALPB BALLPARK OF THE YEAR**

Constellation Field

**SKEETERS MVP**

Jason Lane

**2013**

**1ST-TEAM ATLANTIC LEAGUE**

Aaron Bates.....IF  
Adam Godwin.....OF  
Travis Scott.....C

**2ND-TEAM ATLANTIC LEAGUE**

Koby Clemens.....C  
Gary Majewski.....RHP

**ALPB MANAGER OF THE YEAR**

Gary Gaetti

**SKEETERS MVP**

Aaron Bates

**2014**

**1ST-TEAM ATLANTIC LEAGUE**

Aaron Bates.....IF  
Adam Godwin.....OF  
Travis Scott.....C

**2ND-TEAM ATLANTIC LEAGUE**

Koby Clemens.....C  
Gary Majewski.....RHP

**ALPB MANAGER OF THE YEAR**

Gary Gaetti

**SKEETERS MVP**

Aaron Bates

**2015**

**ALPB POST-SEASON ALL-STARS**

Chris Wallace.....C  
Delwyn Young.....2B

**ALPB ALL-DEFENSIVE TEAM**

Patrick Palmeiro.....3B  
Roy Merritt.....P

**ALPB GROUNDS CREW OF THE YEAR**

Sugar Land Skeeters

**SKEETERS MVP**

Chris Wallace

**SKEETERS PITCHER OF THE YEAR**

Derrick Loop

**SKEETERS COMMUNITY MAN OF THE YEAR**

Travis Scott

**2016**

**ALPB POST-SEASON ALL-STARS**

Jeremy Barfield.....OF  
Andrew Johnston.....RP

**ALPB PLAYER OF THE YEAR**

Jeremy Barfield

**ALPB GROUNDS CREW OF THE YEAR**

Sugar Land Skeeters

**MASCOT OF THE YEAR**

Swatson

**SKEETERS MVP**

Jeremy Barfield

**SKEETERS PITCHER OF THE YEAR**

Roy Merritt

**SKEETERS COMMUNITY MAN OF THE YEAR**

Jake Hale

**2017**

**ALPB POST-SEASON ALL-STARS**

Josh Prince.....2B

**ALL-DEFENSIVE TEAM**

Jake Hale.....P

**EXECUTIVE OF THE YEAR**

Jay Miller

**CLUB COMMUNITY SERVICE AWARD**

Sugar Land Skeeters

**SKEETERS MVP**

Josh Prince

**SKEETERS PITCHER OF THE YEAR**

Jake Hale

**SKEETERS COMMUNITY MAN OF THE YEAR**

Albert Cordero

**2018**

**ALPB POST-SEASON ALL-STARS**

Matt Chavez.....1B  
Anthony Giansanti.....OF  
Felipe Paulino.....Closer

**ALPB COACH OF THE YEAR**

Pete Incaviglia

**ALPB BALLPARK OF THE YEAR**

Constellation Field

**ALPB GROUNDS CREW OF THE YEAR**

Sugar Land Skeeters

**SKEETERS MVP**

Anthony Giansanti

**SKEETERS PITCHER OF THE YEAR**

James Russell

**SKEETERS COMMUNITY MAN OF THE YEAR**

Alvaro Rondon

**2019**

**SKEETERS MVP**

Denis Phipps

**SKEETERS PITCHER OF THE YEAR**

Dallas Beeler

**SKEETERS COMMUNITY MAN OF THE YEAR**

Anthony Giansanti



# 2021 MEDIA GUIDE

TRIPLE-A AFFILIATE OF THE HOUSTON ASTROS

## LEAGUE OPPONENTS

### ALBUQUERQUE ISOTOPES



#### **Isotopes Park**

1601 Avenida Cesar Chavez SE, Albuquerque, N.M. 87106

**Opened:** 2003

**Capacity:** 13,500

**Dimensions :** LF: 340 feet; CF: 400 feet; RF: 340 feet

**General Manager :** John Traub

**Field Manager :** Warren Schaeffer

**Pitching Coach :** Blaine Beatty

**2019 Finish :** 60-80 (Missed Playoffs)

**Media Contact :** Kevin Collins

kcollins@abqisotopes.com

**COLORADO ROCKIES TRIPLE-A AFFILIATE SINCE 2015**

### EL PASO CHIHUAHUAS



#### **Southwest University Park**

123 W. Mills, Suite 300, El Paso, TX 79901

**Opened:** 2014

**Capacity:** 8,018

**Dimensions :** LF: 324 feet; CF: 406 feet; RF: 322 feet

**General Manager :** Brad Taylor

**Field Manager :** Edwin Rodriguez

**Hitting Coach :** Doug Banks

**Pitching Coach :** Eric Junge

**2019 Finish :** 80-60 (Missed Playoffs)

**Media Contact :** Tim Hagerty

thagerty@epchihuahuas.com

**SAN DIEGO PADRES TRIPLE-A AFFILIATE SINCE 2014**

### LAS VEGAS AVIATORS

## AVIATORS



#### **Las Vegas Ballpark**

1650 S. Pavilion Center, Las Vegas, NV 89135

**Opened:** 2019

**Capacity:** 10,000

**Dimensions :** LF: 340 feet; CF: 415 feet; RF: 340 feet

**General Manager :** Charles Johnson

**Field Manager :** Fran Riordan

**Hitting Coach :** Tommy Everidge

**Pitching Coach :** Rick Rodriguez

**2019 Finish :** 83-57 (Lost in PCL Semifinals)

**Media Contact :** Jim Gemma

jgemma@aviatorslv.com

**OAKLAND A'S TRIPLE-A AFFILIATE SINCE 2019**

# SUGAR LAND SKEETERS



# 2021 MEDIA GUIDE

TRIPLE-A AFFILIATE OF THE HOUSTON ASTROS

## LEAGUE OPPONENTS

### OKLAHOMA CITY DODGERS



**LOS ANGELES DODGERS TRIPLE-A AFFILIATE SINCE  
2015**

### **Chickasaw Bricktown Ballpark**

2 South Mickey Mantle Dr., Oklahoma City, OK 73104

**Opened:** 1998

**Capacity:** 9,000

**Dimensions :** LF: 325 feet; CF: 400 feet; RF: 325 feet

**General Manager :** Michael Byrnes

**Field Manager :** Travis Barbary

**Hitting Coach :** Emmanuel Burriss

**Pitching Coach :** Jamey Wright

**2019 Finish :** 62-77 (Missed Playoffs)

**Media Contact :** Michael Byrnes

alex.freedman@okcdodgers.com

### RENO ACES



**ARIZONA DIAMONDBACKS TRIPLE-A AFFILIATE SINCE  
2009**

### **Greater Nevada Field**

250 Evans Ave., Reno, NV 89501

**Opened:** 2009

**Capacity:** 9,100

**Dimensions :** LF: 339 feet; CF: 410 feet; RF: 340 feet

**General Manager :** Emily Jaenson

**Field Manager :** Blake Lalli

**Hitting Coach :** Rick Short

**Pitching Coach :** Jeff Bajenaru

**2019 Finish :** 66-74 (Missed Playoffs)

**Media Contact :** Kevin Bass

kbass@renoaces.com

### ROUND ROCK EXPRESS



**TEXAS RANGERS TRIPLE-A AFFILIATE SINCE 2021**

### **Dell Diamond**

3400 E. Palm Valley Blvd., Round Rock, TX 78665

**Opened:** 2000

**Capacity:** 8,722

**Dimensions :** LF: 330 feet; CF: 405 feet; RF: 325 feet

**General Manager :** Tim Jackson

**Field Manager :** Kenny Holmberg

**Hitting Coach :** Chase Lambin

**Pitching Coach :** Bill Simas

**2019 Finish :** 84-56 (Lost in PCL Finals)

**Media Contact :** Andrew Felts

afelts@rrexpress.com

## SUGAR LAND SKEETERS



# 2021 MEDIA GUIDE

TRIPLE-A AFFILIATE OF THE HOUSTON ASTROS

## LEAGUE OPPONENTS

### SACRAMENTO RIVER CATS



**SAN FRANCISCO GIANTS TRIPLE-A AFFILIATE SINCE  
2015**

#### **Raley Field**

400 Ballpark Dr., West Sacramento, CA 95691

**Opened:** 2000

**Capacity:** 14,014

**Dimensions :** LF: 330 feet; CF: 403 feet; RF: 325 feet

**General Manager :** Chip Maxson

**Field Manager :** Dave Brundage

**Hitting Coach :** Damon Minor

**Pitching Coach :** Garvin Alston

**2019 Finish :** 73-67 (PCL Champions)

**Media Contact :** Conner Penfold

cpenfold@rivercats.com

### SALT LAKE BEES



**LOS ANGELES ANGELS TRIPLE-A AFFILIATE SINCE  
2009**

#### **Smith's Ballpark**

77 West 1300 South, Salt Lake City, UT 84115

**Opened:** 1994

**Capacity:** 15,334

**Dimensions :** LF: 345 feet; CF: 420 feet; RF: 315 feet

**General Manager :** Marc Amicone

**Field Manager :** Lou Marson

**Hitting Coach :** Brian Betancourth

**Pitching Coach :** Jairo Cuevas

**2019 Finish :** 60-79 (Missed Playoffs)

**Media Contact :** Kraig Williams

kraig.williams@slbees.com

### TACOMA RAINIERS



**SEATTLE MARINERS TRIPLE-A AFFILIATE SINCE 1995**

#### **Cheney Stadium**

2502 South Tyler St., Tacoma, WA 98405

**Opened:** 1960

**Capacity:** 6,500

**Dimensions :** LF: 325 feet; CF: 425 feet; RF: 325 feet

**President :** Aaron Artman

**Field Manager :** Kristopher Negrón

**Hitting Coach :** Roy Howell

**Pitching Coach :** Rob Marcello

**2019 Finish :** 61-78 (Missed Playoffs)

**Media Contact :** A.J. Garcia

agarcia@wertacoma.com

## SUGAR LAND SKEETERS



# 2021 MEDIA GUIDE

TRIPLE-A AFFILIATE OF THE HOUSTON ASTROS

## COACHING STAFF



### MICKEY STOREY - MANAGER

**BORN: 03/16/1986 - Fort Lauderdale, FL**

**NAMED MANAGER:**

**YEARS IN PRO BASEBALL: 14**

**YEARS WITH ASTROS: 6**

**YEARS AS SKEETERS MANAGER: 1**

**COLLEGE: Florida Atlantic**

Storey, 34, enters his third year as the manager of the Astros Triple-A affiliate and first with the Skeeters. He becomes the Skeeters first-ever manager as a Triple-A affiliate and the third manager in franchise history, joining Gary Gaetti and Pete Incaviglia.

The former Major Leaguer helped lead Triple-A Round Rock to the top record in the Pacific Coast League in 2019 (84-56), winners of the American Southern Division. The team went on to advance to the Pacific Coast League Finals.

Storey first began coaching in the Astros system in 2016 as a development coach for Class A Advanced Buies Creek. He received his first managerial job in 2018 with Class A Quad Cities. He led Class A Quad Cities to an 81-59 record his lone season as the manager, which was the second-best record in the Midwest League and led the team to winning the Western Division.

Prior to his coaching career, Storey logged a nine-year professional career as a right-handed pitcher. He made his Major League debut in 2012 with the Astros and appeared in the Majors in 2013 as well as a member of the Toronto Blue Jays. He made a total of 29 appearances at the Major League level (all in relief), including 26 with the Astros. Storey had his best Major League season with the Astros in 2012, going 0-1 with a 3.86 ERA and striking out 34 batters through 30 1/3 innings pitched.

The Oakland A's selected Storey in the 31st round of the 2008 MLB Draft from Florida Atlantic University. His professional career spanned from 2008-16, appearing with the A's (2008-11), Astros (2011-12), Blue Jays (2013-14), Los Angeles Dodgers (2015) and independent Somerset Patriots of the Atlantic League (2015-16). Storey also appeared in the Mexican Pacific Winter League, the Venezuelan Winter League, Dominican Winter League and the Arizona Fall League. He amassed a total of 385 appearances at the professional level, recording a career 3.52 ERA (682.1IP) with 44 saves.

Storey finished his career at Florida Atlantic second on the school's all-time strikeout list and tied for second in wins. He also finished top 10 in school history in strikeouts per nine innings, games started, fewest walks per nine innings and innings pitched. He was selected by the Minnesota Twins in the 22nd round of the 2007 MLB Draft out of Florida Atlantic as well.

### STOREY'S MANAGERIAL RECORD

YEAR	TEAM	LEAGUE	RECORD	FINISH
2018	Quad Cities (A)	Midwest	81-59	Second
2019	Round Rock (AAA)	Pacific Coast	84-56	First
Totals:			165-115	

### STOREY'S PLAYING CAREER (MLB/MiLB)

Year	Team	LG	W-L	ERA	G	GS	CG	SHO	SV	IP	H	R	ER	HR	BB	SO	HB	BK	WP
2008	Athletics	ARIZ	2-2	3.27	14	0	0	0	1	22.0	17	8	8	2	6	23	1	0	1
2009	Sacramento	PCL	0-0	0.00	2	0	0	0	0	3.0	0	0	0	0	0	4	0	0	0
	Midland	TL	1-0	0.00	4	0	0	0	0	7.2	3	0	0	0	1	9	1	0	0
	Stockton	CALL	1-1	2.28	22	0	0	0	9	23.2	19	10	6	2	6	35	1	0	1
2010	Kane County	MIDW	0-0	0.52	13	0	0	0	9	17.1	5	1	1	0	1	23	2	0	0
	Sacramento	PCL	1-1	5.54	11	0	0	0	1	13.0	15	10	8	3	5	14	0	1	1
	Midland	TL	5-4	3.30	43	1	0	0	8	71.0	58	31	26	5	22	63	3	1	5
2011	Oklahoma City	PCL	1-0	3.99	23	0	0	0	2	29.1	35	13	13	3	12	28	0	0	1
	Midland	TL	3-3	4.03	27	0	0	0	4	38.0	41	17	17	3	13	31	3	1	3
2012	HOUSTON	NL	0-1	3.86	26	0	0	0	0	30.1	27	14	13	2	10	34	1	0	0
	Oklahoma City	PCL	7-4	3.05	38	2	0	0	2	65.0	62	24	22	8	14	72	3	1	3
2013	TORONTO	AL	0-0	6.75	3	0	0	0	0	4.0	6	3	3	0	1	6	0	0	0
	Buffalo	IL	0-2	2.56	36	0	0	0	2	59.2	43	21	17	5	16	70	2	0	1
2014	Buffalo	IL	0-1	10.80	4	0	0	0	0	3.1	7	4	4	0	5	2	1	1	0
	New Hampshire	EL	1-1	2.45	8	0	0	0	2	14.2	12	4	4	2	3	18	0	0	0
	Blue Jays	GULF	0-0	1.13	5	2	0	0	1	8.0	8	1	1	0	1	8	0	0	0
2015	Tulsa	TL	1-1	3.47	4	4	1	1	0	23.1	21	9	9	5	11	16	0	0	0
<b>Major League Totals</b>			18-15	4.19	29	0	0	0	0	34.1	33	17	16	2	11	40	1	0	0
<b>Minor League Totals</b>			0-0	3.07	254	9	1	1	41	399.0	346	153	136	38	116	416	17	5	16



# 2021 MEDIA GUIDE

TRIPLE-A AFFILIATE OF THE HOUSTON ASTROS

## COACHING STAFF

### **ERICK ABREU - PITCHING COACH**

**BORN: 08/09/1983 - Santo Domingo, Dominican Republic**

**YEARS IN PRO BASEBALL: 18**

**YEARS WITH ASTROS: 13**

**YEARS AS SKEETERS PITCHING COACH: 1**

Abreu is set to begin his eighth season with the Astros and his first as the pitching coach for the team's Triple-A affiliate. He previously worked as a pitching coach for Class A Quad Cities (2019-20), Short-Season Tri-City (2018), Rookie League Greeneville (2017), the GCL Astros (2016) and the DSL Astros (2014-15). He's also worked as a coach in the Dominican Winter League, most recently as the pitching coach for the Leones del Escogido for their 2020-21 season. He was the bullpen coach for the Estrellas Orientales in the 2018 offseason, helping the team snap a 51-year Dominican Winter League Championship drought.

The right-hander from Santo Domingo, Dominican Republic, owns 12 seasons of professional playing experience. He's spent time in the Minor League systems of the Astros and New York Yankees, reaching up to the Triple-A level. He appeared in the Astros minor league system from 2008-12. He's also appeared in the Mexican League, Mexican Pacific Winter League and Dominican Winter League.

Abreu was 40-32 with a 3.83 ERA in 219 career minor league appearances (74 starts) from 2003-13. He is the Corpus Christi Hooks all-time leader in wins (23), strikeouts (304) and appearances (128).

### **BEN ROSENTHAL - HITTING COACH**

**BORN: 07/25/1979 - Phoenix, AZ**

**YEARS IN PRO BASEBALL: 7**

**YEARS WITH ASTROS: 5**

**YEARS AS SKEETERS HITTING COACH: 1**

**COLLEGE: San Diego State - Azusa Pacific**

Rosenthal, 41, enters his fifth season in the Astros organization and his third as the hitting coach for the organization's Triple-A affiliate. He joined the Astros in 2017 as the hitting coach for Class A Quad Cities helping lead the team to a Midwest League title. The following season he was named the hitting coach for Class A Advanced Buies Creek, helping guide the team to a Carolina League Championship.

Prior to joining the Astros, Rosenthal was the third base coach and hitting coach for Point Loma Nazarene University in San Diego, Calif. He played four years professionally as a catcher and outfielders from 2003-06, spending two seasons in the St. Louis Cardinals system and the rest of the time at the independent ranks. Rosenthal also has coaching experience at the prep level, serving as head coach of Mira Mesa High School in San Diego in 2013 as well as the first assistant at Bishop Gorman High School (Las Vegas, Nev.) from 2011-12. He played collegiately at San Diego State University.

Rosenthal earned his bachelor of science degree in kinesiology with a supplement in introductory sciences from San Diego State in 2002. He went on to receive a master's degree in physical education from Azusa Pacific University in 2008. Rosenthal holds certifications from Titleist Performance Institute and The Ready State.

Rosenthal has a wife, Katie, and two daughters, Avery and Kennedy.

# SUGAR LAND SKEETERS



# 2021 MEDIA GUIDE

TRIPLE-A AFFILIATE OF THE HOUSTON ASTROS

## COACHING STAFF

### **SEAN CONNOLE - DEVELOPMENT COACH**

**YEARS IN PRO BASEBALL: 2**

**YEARS WITH HOUSTON: 2**

**YEARS AS SKEETERS DEVELOPMENT COACH: 1**

Connole will enter his second season with the Astros and his first as the development coach for their Triple-A affiliate. He joined the Astros prior to the 2020 season as the mental skills and development coach for Double-A Corpus Christi. He spent the previous two seasons as an assistant baseball coach for Hood College (Frederick, MD). While at Hood College he worked as an outfielders and hitting coach, while also working with the pitching staff. In the summer of 2019, Connole was the strength and conditioning coach for the Waynesboro Generals of the Valley Baseball League.

Prior to his time at Hood College, Connole was a coach at Georgetown University. He worked as the team's first base coach and worked primarily as an outfield coach and baserunning coach. Connole has also served as a graduate associate for the Springfield College baseball team and was the pitching coach for the Torrington Titans of the Futures Collegiate Baseball League in New England.

Connole has worked as a performance coach at Explosive Performance (2018-19) and four years as a fitness expert at Fitness Together Central Georgetown. He received his masters of science in sports psychology in 2015 from Washington College. He also earned a bachelors degree in psychology from Washington College in 2013. Connole was also a pitcher and outfielders for Division III Washington College. He was named All-Conference in three of his four seasons at Washington College.

### **JOHN GREGORICH - ATHLETIC TRAINER**

**YEARS IN PRO BASEBALL: 10**

**YEARS WITH HOUSTON: 8**

**YEARS AS SKEETERS ATHLETIC TRAINER: 1**

Gregorich is entering his eighth season with the Astros and his fourth with the team's Triple-A affiliate. He's worked as an athletic trainer for Double-A Corpus Christi (2018), Class A Advanced Buies Creek (2017), Class A Short-Season Tri-City (2015-16) and Rookie-Level Greeneville (2014). He was named the 2014 PBATS Appalachian League Athletic Trainer of the Year.

Before joining the Astros, Gregorich worked as a medicine intern for the Cleveland Indians (2013) and interned with their Class A affiliate, Lake County, in 2012.

Gregorich received his Master of Science degree in athletic training from the University of Tennessee at Chattanooga in 2013. He worked as a graduate student athletic trainer for the UT-Chattanooga football team in 2012. He earned his bachelor's degree in exercise science from Bellarmine University in Louisville, Kentucky.

Gregorich is originally from Chardon, Ohio, and resides in Orlando, Florida, with his wife, Crystal, and son, William.

# SUGAR LAND SKEETERS



# 2021 MEDIA GUIDE

TRIPLE-A AFFILIATE OF THE HOUSTON ASTROS

## COACHING STAFF

### HAZEL WESSIN - STRENGTH COACH

YEARS IN PRO BASEBALL: 8

YEARS WITH HOUSTON: 7

YEARS AS SKEETERS STRENGTH COACH: 1

Wessin begins his seventh season with the Astros and second as the strength coach for the organization's Triple-A affiliate. He's previously worked as the Astros Latin America strength and conditioning coordinator as well as a strength and conditioning coach for Class A Advanced Buies Creek (2018) and Class A Quad Cities (2017). He also served as an assistant for the Boston Red Sox Dominican Summer League operations in 2014.

Wessin received a bachelor's degree in sports management from Faulkner University in 2014. He also earned an associate of arts degree in liberal arts in 2012 from Western Oklahoma State College, also playing on the baseball team. Western Oklahoma State won the NJCAA National Championship in 2012.

Wessin is a certified strength and conditioning specialist (CSCS).

## FORMER SKEETERS MANAGERS



Gary Gaetti was the first-ever manager of the Skeeters and managed the team from 2012-17. He led the team to its first Atlantic League Championship in 2016, sweeping the Long Island Ducks to win the title. He led the Skeeters the post-season in three of his six seasons as the skipper. The Skeeters set Atlantic League records in 2013 with 95 wins and a .679 winning percentage. As the manager, Gaetti looked on as Roger Clemens made his final professional appearance, with his son Koby behind the plate. He also had Naismith Memorial Basketball Hall-of-Famer Tracy McGrady on his 2014 squad. Gaetti helped guide MLB veterans Jason Lane and Scott Kazmir back to the Major Leagues, with Lane making the transition from outfielder to left-handed pitcher. Gaetti owned a 448-391 record as the Skeeters manager. As a player, Gaetti played 20 years in the Major Leagues. He was one of the finest third basemen of his era, winning four Gold Gloves. He also was selected to two All-Star Games, won a Silver Slugger and helped lead the Minnesota Twins to the 1987 World Series.



Pete Incaviglia took over as the Skeeters manager in 2018. He immediately found success, leading the Skeeters to the 2018 Atlantic League Championship. The Skeeters went on to appear in the 2019 Atlantic League Championship Series as well. Incaviglia led the Skeeters to a 155-111 record. He also managed "Team Skeeters" in the 2020 Constellation Energy League. Incaviglia set a franchise record by helping orchestrate 12 Skeeters contracts purchased by Major League teams in 2018. He broke that record in 2019 as 13 contracts were purchased by MLB clubs. Incaviglia had a 12-year Major League career, including an appearance in the 1993 World Series as a member of the Philadelphia Phillies. He is one of the most celebrated college baseball players of all time, playing collegiately at Oklahoma State. An inductee of the College Baseball Hall of Fame, Incaviglia still holds NCAA Division-1 records for single-season home runs (48), slugging percentage (1.140) and total bases (285), as well as career home runs (100). He was named the College Baseball Player of the Century by Baseball America.



# 2021 MEDIA GUIDE

TRIPLE-A AFFILIATE OF THE HOUSTON ASTROS

## SKEETERS PLAYERS



**BRYAN ABREU**

### RANKINGS

Astros No. 5 prospect  
(Baseball America)

Astros No. 14 prospect  
(MLB.com)

**POSITION:** RHP

**HEIGHT:** 6'1"

**BORN:** 04/22/1997 in Santo Domingo, Dominican Republic

**WEIGHT:** 225

**BATS:** Right

**THROWS:** Right

**ACQUIRED:** Signed by Houston as international free agent in 2013

**AGE:** 24

\*As of May 6, 2021

## ABREU'S CAREER SUMMARY

### 2020

- Opened 2020 season on Astros active roster and divided time between the Astros Alternate Training Site and active Major League roster
- Allowed two runs (one earned) over 3 1/3 innings of relief on the season (0-0, 2.70 ERA)
- Completed a season-high 1 2/3 innings in first appearance on July 26 vs. Seattle, throwing two scoreless innings of relief and recording a hold
- Finished the season rated as the Astros No. 3 overall prospect (MLB.com)

### 2019

- Divided time between High-A Fayetteville (3 games), Double-A Corpus Christi (20 games) and Houston (7 games)
- Made his Major League debut on July 31 at Cleveland (1 IP, 0 H, 0 R, 0 BB, 0 SO)
- Threw a career-high two innings in relief on Sept. 9 vs. Oakland (2.0 IP, 1 H, 0 R, 1 BB, 3 SO)
- Picked up first career strikeout against Oakland infielder Sheldon Neuse on Sept. 9
- Averaged 13.50 strikeouts per nine innings (13 SO/8.2 IP) through seven games; held hitters to .125 average with runners in scoring position
- Added to Houston ALCS roster and appeared in Game 1 vs. New York (AL), becoming second-youngest Houston player to ever appear in a postseason game
- Appeared in a combined 23 games for Class A Advanced Fayetteville and Double A Corpus Christi and went 7-2 with a 4.83 ERA (49 ER/91.1IP)
- Named a Texas League Midseason All-Star and Texas League Pitcher of the Week on May 19
- Struck out 10 batters in 4.2 innings on April 15 at Carolina and struck out 10 in 5.2 innings on Aug. 24 at Tulsa
- Ended the season ranked as Houston's No. 4 overall prospect (MLB.com)

### 2018

- Appeared in a combined 14 games (7 starts) between Class A Quad Cities (10 g) and Class A Short-Season Tri City (4 g)
- Went 6-1 and a 1.49 ERA (9 ER/54.1 IP) with three saves and struck out 90 batters to go with 23 walks and 33 hits
- Began season with Tri City and was promoted to Quad Cities on July 10
- Went on a scoreless streak of 16.2 innings from July 3-21, appearing for both Tri-City and Quad Cities
- Struck out nine batters and allowed just one hit through four innings on July 5 vs. Vermont
- Set career high with 11 strikeouts on July 28 at Cedar Rapids; struck out 10 batters over six scoreless frames on Aug. 14 at Cedar Rapids
- Against right-handers with Quad Cities, struck out 45 batters in 22.2 innings and held hitters to a .125 average

### 2017

- Spent the entire campaign with Greenville in the Appalachian League (8 games, 6 games started)
- Went 1-3 with a 7.98 ERA (26 ER, 29.1 IP) and averaged 12.3 strikeouts per nine innings
- Struck out a combined 15 hitters (10 IP) across two starts on July 21 vs. Bulaski and July 27 at Bristol while also tossing a season-high five innings in each outing



# 2021 MEDIA GUIDE

TRIPLE-A AFFILIATE OF THE HOUSTON ASTROS

## SKEETERS PLAYERS

### 2016

- Began season with the Gulf Coast League Astros and was assigned to Greenville on June 26 ... returned to GCL Astros on July 6
- Made a combined 13 appearances (4 starts) between the two levels and went 2-5 with a 4.89 ERA (21 ER/38.2 IP) ... struck out 41 batters and allowed 20 walks and 34 hits
- Was 2-4 with a 3.78 ERA (14 ER/33.1 IP) in 10 games (3 starts) with the GCL Astros
- Ended the season with a scoreless streak of 5.1 IP, allowing just three hits and striking out five batters without issuing a walk with GCL Astros

### 2015

- Spent second complete season with Astros Orange in the Dominican Summer League
- Went 2-2 with a 3.83 ERA (22 ER/51.2 IP) in 14 games (10 starts) and averaged 8.4 strikeouts per nine innings
- Posted the lowest ERA on Astros Orange of any pitcher with at least 40 innings and led the team with 48 strikeouts
- Recorded a 1.35 ERA (4 ER/26.2 IP) in 7 games (6 starts) in the second half of the season

### 2014

- Made his pro debut with Astros Orange of the Dominican Summer League
- Appeared in 16 games and went 0-2 with a 6.55 ERA (16 ER/22 IP) and collected two saves while averaging 9.4 strikeouts per nine innings

### PERSONAL

- Bryan Enrique Abreu
- Signed as part of the Astros 2013 international free agent class


Year	Team	LG	W-L	ERA	G	GS	CG	SHO	SV	IP	H	R	ER	HR	BB	SO	HB	BK	WP
2014	Astros Orange	DOSL	0-2	6.55	16	0	0	0	2	22.0	19	20	16	0	20	23	5	0	9
2015	Astros Orange	DOSL	2-2	3.83	14	10	0	0	0	51.2	34	29	22	2	36	48	8	0	3
2016	Astros	GULF	2-4	3.78	10	3	0	0	0	33.1	33	20	14	0	15	35	0	1	3
	Greenville	APPY	0-1	11.81	3	1	0	0	0	5.1	6	8	7	0	5	6	2	0	3
2017	Greenville	APPY	1-3	7.98	8	6	0	0	0	29.1	29	27	26	4	21	40	0	0	8
2018	Quad Cities	MIDW	4-1	1.64	10	5	0	0	3	38.1	22	8	7	2	17	68	2	1	4
	Tri-City	NYPL	2-0	1.13	4	2	0	0	0	16.0	11	3	2	2	6	22	0	0	3
2019	Houston	AL	0-0	1.04	7	0	0	0	0	8.2	4	1	1	0	3	13	0	0	0
	Corpus Christi	TL	6-2	5.05	20	13	0	0	2	76.2	60	45	43	6	48	101	7	1	14
	Fayetteville	CARL	1-0	3.68	3	3	0	0	0	14.2	9	6	6	2	6	25	2	1	2
2020	Houston	AL	0-0	2.70	4	0	0	0	0	3.1	1	2	1	0	7	3	2	0	0
<b>Minor League Totals</b>				18-15	4.48	88	43	0	7	287.1	223	166	143	18	174	368	26	4	49
<b>Major League Totals</b>				0-0	1.50	11	0	0	0	12.0	5	3	2	0	10	16	2	0	0



# 2021 MEDIA GUIDE

TRIPLE-A AFFILIATE OF THE HOUSTON ASTROS

## SKEETERS PLAYERS



### RANKINGS

Astros No. 22 prospect  
(Baseball America)

**BRANDON BIELAK**

**POSITION:** RHP

**HEIGHT:** 6'2"

**BORN:** 04/02/1996 in Edison, NJ

**WEIGHT:** 208

**ACQUIRED:** Drafted by the Houston Astros in the 11th round of the 2017 MLB Draft from Notre Dame

**BATS:** Left

**THROWS:** Right

**AGE:** 25

\*As of May 6, 2021

## BIELAK'S CAREER SUMMARY

### 2020

- Debuted at the Major League level on July 27 in relief vs. Seattle (W, 3.1 IP, 4 H, 2 R, 1 ER, 0 BB, 4 SO)
- Made 12 appearances (6 starts) at the MLB level ... 3-3, 6.75 ERA (24 ER, 32.0 IP), 39 H, 17 BB, 26 SO, 1.750 WHIP
- Picked up a winning decision in first two MLB appearances and picked up a win in all three of his first MLB decisions (July 27 vs. SEA, July 31 at LAA, Aug. 17 vs. COL)
- Collected first career MLB strikeout against Seattle infielder JP Crawford on July 27
- Recorded a 1.69 ERA through his first five career outings (4 ER/21.1 IP)
- Began season at Astros Alternate Training Site ... Recalled to Houston on July 27 ... Optioned to Astros Alternate Training Site on Sept. 27 ... Recalled to Houston on Sept. 28 ... Reassigned to minor leagues on Sept. 30
- Tossed a career-high six innings and allowed just one hit while striking out four batters in start vs. Colorado on Aug. 17 to move to 3-0 on the season
- Struck out a career-high five batters in 3.2 IP in start at Los Angeles (AL) on Sept. 5
- Was second amongst Astros rookies in games started, innings and strikeouts, trailing only Cristian Javier in each category
- Held opponents to a .231/.286/.462 line during high leverage situations (26 ABs)

### 2019

- Selected as a non-roster invite to Spring Training ... Began season with Double-A Corpus Christi ... Assigned to Triple-A Round Rock on May 25
- Made a combined 23 appearances (20 starts) with Round Rock (15 g) and Corpus Christi (8 g) ... Went a combined 11-4, 4.22 ERA (57 ER/121.2 IP), 98 H, 50 BB, 119 SO, 1.216 WHIP
- Selected Pacific Coast League Pitcher of the Week on July 21
- Had four starts with at least nine strikeouts, including a season-high 10 strikeouts through seven innings on Aug. 23 vs. New Orleans
- Tied for the Round Rock team lead with eight wins and was third on the team in starts (14), innings pitched (85.2) and strikeouts (86)
- Logged a quality start in 12 of his 14 starts with Round Rock
- Went 5-1 with a 3.67 ERA (20 ER, 49.0 IP) and held opponents to a .203 average in eight second-half appearances for Round Rock
- Allowed just two runs on 10 hits through final three starts of the season with Round Rock, recording a 0.95 ERA (2 ER, 19 IP)
- Ended the season ranked as the Astros No. 10 overall prospect (MLB.com)

### 2018

- Went 7-8 with a 2.23 ERA (29 ER/117 IP) and 139 strikeouts to go with just 39 walks in a combined 25 games (17 starts) between Corpus Christi (11 g) and Class A Advanced Buies Creek (14 g)
- Assigned to Buies Creek from Class A Short-Season Tri-City on March 30 ... Promoted to Corpus Christi from Buies Creek on June 28
- Went 5-3 with a 2.10 ERA (13 ER/55.2 IP) in 14 games (7 starts) with Buies Creek and was selected as a Carolina League Midseason All-Star ... Struck out 74 batters while allowing just 17 walks



# 2021 MEDIA GUIDE

TRIPLE-A AFFILIATE OF THE HOUSTON ASTROS

## SKEETERS PLAYERS

- Finished 2-5 with a 2.35 ERA (16 ER/61.1 IP) in 11 games (10 starts) with Corpus Christi
- Struck out a season-high 11 hitters through six innings on Aug. 23 vs. Midland
- Logged a career-high eight innings on Aug. 9 vs. Tulsa, allowing one run on three hits and striking out six batters to take a no-decision
- Led all Buies Creek pitchers with at least 50 innings pitched with a 2.10 ERA
- Was rated as the No. 14 overall prospect in the Carolina League
- Ranked as the Astros No. 19 overall prospect (MLB.com) at the end of the season

### 2017

- Appeared in two games with the Gulf Coast League Astros and eight games (4 starts) with Class A Short-Season Tri-City
- Went a combined 2-1 with a 0.80 ERA (3 ER/33.2 IP) and a save, and struck out 42 batters to just five walks while posting a 0.772 WHIP
- Assigned to Gulf Coast League Astros on July 14 ... Promoted to Tri-City on July 21
- Struck out seven batters in each of his final two starts of the season (Aug. 27 vs. Lowell, Sept. 1 vs. Aberdeen) ... Allowed just three hits and one walk through his final two starts (8.1 IP)
- His 0.92 ERA with Tri-City was the lowest of any pitcher on the team with at least 25 innings pitched
- Went 1-1 with a 0.00 ERA through four relief appearances with Tri-City (13.1 IP)
- Held left-handed batters to a .103 average while with Tri-City (13.0 IP)

### PERSONAL

- Brandon Michael Bielak
- BEE-lack
- Led St. Joseph High School (Metuchen, N.J.) to a county championship as a senior in 2014
- Went 8-1 with 0.82 ERA and struck out 87 batters while also hitting .420 in 2014 ... Went on to be named Middlesex County Player of the Year
- Earned All-ACC Freshman honors at Notre Dame, leading the team in starts (14) and innings pitched (88.2) as a true freshman
- Finished his career at Notre Dame at 11-11 with a 3.85 ERA
- Pitched for Orleans of the Cape Cod League in 2016, recording a 1.54 ERA and 29 strikeouts in 23.1 innings pitched

Year	Team	LG	W-L	ERA	G	GS	CG	SHO	SV	IP	H	R	ER	HR	BB	SO	HB	BK	WP
2017	Tri-City	NYPL	1-1	0.92	8	4	0	0	1	29.1	18	4	3	0	4	37	0	0	3
	Astros	GULF	1-0	0.00	2	0	0	0	0	4.1	3	0	0	0	1	5	0	0	0
2018	Corpus Christi	TL	2-5	2.35	11	10	0	0	0	61.1	52	18	16	4	22	57	1	1	5
	Buies Creek	CARL	5-3	2.10	14	7	0	0	2	55.2	44	15	13	2	17	74	3	0	7
2019	Round Rock	PCL	8-4	4.41	15	14	0	0	0	85.2	69	42	42	10	36	86	1	1	5
	Corpus Christi	TL	3-0	3.75	8	6	0	0	0	36.0	29	15	15	3	14	33	1	0	3
2020	Houston	AL	3-3	6.75	12	6	0	0	0	32.0	39	26	24	9	17	26	2	0	0
<b>Minor League Totals</b>			20-13	2.94	58	41	0	0	3	272.1	215	94	89	19	94	292	6	2	23
<b>Major League Totals</b>			3-3	6.75	12	6	0	0	0	32.0	39	26	24	9	17	26	2	0	0



# 2021 MEDIA GUIDE

TRIPLE-A AFFILIATE OF THE HOUSTON ASTROS

## SKEETERS PLAYERS



**RONEL BLANCO**

**POSITION:** RHP

**HEIGHT:** 6'0"

**BORN:** 8/31/1993 in Santiago,  
Dominica Republic

**WEIGHT:** 180

**BATS:** Right

**ACQUIRED:** Signed by the Astros  
to a minor league contract in April  
2016

**THROWS:** Right

**AGE:** 27

\*As of May 6, 2021

## BLANCO'S CAREER SUMMARY

### **2020**

- Spent 2020 season as the Astros Alternate training site in Corpus Christi
- Received his first invite to Major League Spring Training camp in 2021
- Appeared in five games with the Estrellas de Oriente of the Dominican Winter League in the offseason ... Went 0-0 with a 5.79 ERA (3 ER/5.2 IP) and struck out seven batters

### **2019**

- Spent most of the season with Triple-A Round Rock (19 g) and also appeared with Double-A Corpus Christi (9 g) and Short-Season Tri-City (4 g, 2 gs) ... Went a combined 5-2 with a 4.96 ERA (27 ER/49.0 IP) and six saves
- Set his professional career high with six saves ... Was tied for seventh in the Astros minor league system in saves
- Struck out a season-high six batters through just 2.2 innings in his season debut on April 6 with Double-A Corpus Christi against Amarillo ... Was 1-0 with a 1.59 ERA and two saves through six May appearances (two with Corpus Christi, four with Round Rock)
- Was on the 7-day injured list from June 15-Aug. 3
- Made one appearance with the Estrellas de Oriente of the Dominican Winter League during the offseason (0.2 IP, 1 H, 2 R, 2 ER, 1 BB)

### **2018**

- Began the season with Class A Advanced Buies Creek (19 g) before receiving a promotion to Double-A Corpus Christi (13 g) ... Went a combined 7-1 with a 3.65 ERA (23 ER/56.2 IP) and five saves ... Struck out 71 batters to just 29 walks
- Posted the lowest ERA (1.73) of any Class A Advanced Buies Creek pitcher with at least 35 innings pitched (13 qualifiers) ... Ranked second on Class A Advanced Buies Creek with four saves ... Was second of Class A Advanced Buies Creek relievers with 41 strikeouts
- Went 3-1 with a 1.00 ERA in 13 May-June appearances (all coming with Class A Advanced Buies Creek)
- Struck out a season-high eight batters through four scoreless and hitless innings in his Double-A debut on July 5 vs. Arkansas
- Appeared in two games (0-0, 0.00 ERA) with the Estrellas de Oriente of the Dominican Winter League during the offseason

### **2017**

- Made one appearances with Class A Advanced Buies Creek before spending the rest of the season with Class A Quad Cities (23 g, 11 gs) ... Went a combined 6-5 with a 3.38 ERA (33 ER/88.0 IP)
- Was 1-2 with a 2.28 ERA in six games (three starts) during the month of June



# 2021 MEDIA GUIDE

TRIPLE-A AFFILIATE OF THE HOUSTON ASTROS

## SKEETERS PLAYERS

### 2016

- Broke into the pro level with appearances with the GCL Astros (2 g, 1 gs) and the DSL Astros (12 g, 7 gs) ... Went a combined 7-1 with a career-low 2.13 ERA (12 ER/50.2 IP)
- Did not allow a run through his final 7.2 IP (spanning three appearances)
- Posted the lowest ERA (2.40) of Astros Blue pitchers with at least 35 innings pitched (eight qualifiers)
- Made his professional debut with the Astros on June 14 vs. the DSL Rays ... W, 2.1 IP, 1 H, 0 R, 1 SO

### PERSONAL

- Ronel De Jesus Blanco
- Signed by the Astros as part of their 2016 international free agent class

Year	Team	LG	W-L	ERA	G	GS	CG	SHO	SV	IP	H	R	ER	HR	BB	SO	HB	BK	WP
2016	Astros	GULF	0-0	0.00	2	1	0	0	0	5.2	3	0	0	0	3	7	1	0	1
	Astros Blue	DOSL	7-1	2.40	12	7	0	0	0	45.0	32	14	12	1	15	52	1	0	3
2017	Buies Creek	CARL	0-1	5.40	1	0	0	0	0	3.1	2	2	2	1	1	3	0	0	0
	Quad Cities	MIDW	6-4	3.30	22	11	0	0	0	84.2	80	44	31	6	46	76	4	0	2
2018	Corpus Christi	TL	2-0	7.08	13	0	0	0	1	20.1	23	17	16	3	11	30	1	0	3
	Buies Creek	CARL	5-1	1.73	19	0	0	0	4	36.1	18	10	7	1	18	41	0	0	3
2018-19	Estrellas	DOWL	0-0	0.00	2	0	0	0	0	2.0	1	0	0	0	1	1	1	0	0
2019	Round Rock	PCL	2-1	5.74	19	0	0	0	4	26.2	29	20	17	7	16	27	3	0	0
	Corpus Christi	TL	3-0	4.15	9	0	0	0	2	17.1	17	8	8	0	8	26	0	0	0
	Tri-City	NYPL	0-1	3.60	4	2	0	0	0	5.0	4	2	2	0	1	4	0	0	0
2019-20	Estrellas	DOWL	0-0	27.00	1	0	0	0	0	0.2	1	2	2	0	1	0	0	0	0
2020-21	Estrellas	DOWL	0-0	5.79	5	0	0	0	0	4.2	5	3	3	1	3	7	1	0	0
<b>Minor League Totals</b>			25-9	3.50	101	21	0	0	11	244.1	208	117	95	19	119	266	10	0	12



**BRETT CONINE**

### RANKINGS

Astros No. 13 prospect  
(The Athletic)

Astros No. 14 prospect  
(Baseball America)

Astros No. 24 prospect  
(MLB.com)

**POSITION:** RHP

**HEIGHT:** 6'3"

**BORN:** 10/16/1996 in Orange, CA

**WEIGHT:** 218

**BATS:** Right

**ACQUIRED:** Selected by the Astros in the 11th round of the 2018 MLB Draft from Cal State Fullerton

**THROWS:** Right

**AGE:** 24

\*As of May 6, 2021

### CONINE'S CAREER SUMMARY

### 2020

- Spent the 2020 campaign at the Astros Alternate Training Site
- Received his first invite to Major League Spring Training in 2021
- Rated as the Astros No. 21 overall prospect by Baseball America ... Rated as the Astros No. 22 overall prospect by MLB.com



# 2021 MEDIA GUIDE

TRIPLE-A AFFILIATE OF THE HOUSTON ASTROS

## SKEETERS PLAYERS

### 2019

- Appeared at three levels within the Astros minor league system ... Class A Advanced Fayetteville (15 g, 8 gs), Class A Quad Cities (6 g, 5 gs) and Double-A Corpus Christi (4 g, 2 gs) ... Went a combined 8-4 with a 2.20 ERA (28 ER/114.1 IP) ... Struck out 134 batters to just 29 walks (4.62 SO/W)
- Was fourth amongst Astros minor leaguers in innings pitched and posted the second-lowest ERA of Astros minor leaguers with at least 100 innings pitched (16 qualifiers) ... Posted the highest strikeout-to-walk ratio of any Astros minor leaguer with at least 60 innings pitched (40 qualifiers) ... Was fifth amongst Astros minor leaguers in strikeouts
- Named Texas League Pitcher of the Week on Aug. 25 ... Went 1-0 with a 0.90 ERA (1 ER/10 IP) and nine strikeouts in two starts for Double-A Corpus Christi that week
- Struck out a career-high 12 batters through six scoreless innings on June 1 vs. Wilmington

### 2018

- Broke into the pro level with 11 appearances (three starts) with Class A Short-Season Tri-City ... Went 1-1 with a 1.99 ERA (7 ER/31.2 IP) and struck out 37 batters
- Made his pro debut on July 1 at Vermont (3 IP, 2 H, 2 R, 2 ER, 1 BB, 3 SO)
- Did not allow a home run through 31.2 IP ... Only pitcher on Short-Season Tri-City with at least 30 innings pitched (seven qualifiers) to not allow a home run

### PERSONAL

- Brett Michael Conine
- Played three seasons at Cal State Fullerton, serving as the team's closer his sophomore and junior seasons ... Was an All-Big West First Team selection in 2017 and '18
- Went 15-for-15 in save chances as a sophomore in 2017 while posting a 1.39 ERA ... Recorded the sixth-most saves in the nation and the fourth-most in Cal State Fullerton single-season history
- Was placed on the NCBWA Stopper of the Year Midseason Watch List as a junior in 2018
- Earned Crestview League Co-MVP and El Modena Co-male Athlete of the Year while at El Modena High School (Orange, Calif.)

Year	Team	LG	W-L	ERA	G	GS	CG	SHO	SV	IP	H	R	ER	HR	BB	SO	HB	BK	WP
2018	Tri-City	NYPL	1-1	1.99	11	3	0	0	0	31.2	23	9	7	0	11	37	5	1	6
2019	Corpus Christi	TL	1-0	2.00	4	2	0	0	0	18.0	20	5	4	1	6	14	2	0	0
2019-20	Fayetteville	CARL	4-2	2.42	15	8	0	0	0	63.1	52	19	17	3	17	80	5	0	4
2020-21	Quad Cities	MIDW	3-2	1.91	6	5	0	0	0	33.0	19	8	7	3	6	40	0	0	1
<b>Minor League Totals</b>				2.16	36	18	0	0	0	146.0	114	41	35	7	40	171	12	1	11



# 2021 MEDIA GUIDE

TRIPLE-A AFFILIATE OF THE HOUSTON ASTROS

## SKEETERS PLAYERS



**RONNIE DAWSON**

### RANKINGS

Astros No.30 prospect  
(MLB.com)

**POSITION:** OF

**HEIGHT:** 6'2"

**BORN:** 05/19/1995 in Grove  
City, OH

**WEIGHT:** 217

**BATS:** Left

**ACQUIRED:** Drafted by the Houston  
Astros in the second round  
of the 2016 MLB Draft from The  
Ohio State University

**THROWS:** Right

**AGE:** 25

\*As of May 6, 2021

### DAWSON'S CAREER SUMMARY

#### 2020

- Invited by Houston to spring training as non-roster invite
- Assigned to Astros Alternate Training Site on July 17 ... Assigned to Triple-A Round Rock on Oct. 1
- Rated as the Astros No. 28 prospect (MLB.com) at the end of the season

#### 2019

- Invited by Houston to spring training as a non-roster invite
- Appeared in a total 113 minor league games between Double-A Corpus Christi (103 g) and Round Rock (10 g)
- Batted a combined .207 (88x426) with 17 home runs, 53 RBIs, 14 stolen bases and a .698 OPS (.313 OBP, .385 SLG)
- Placed on 7-day injured list by Corpus Christi on June 1 ... Activated from 7-day injured list on June 8 ... Promoted to Round Rock on Aug. 21
- Led Corpus Christi and was sixth in the Texas League with 17 home runs and was tied for third with 13 stolen bases
- Went 2-for-3 with two home runs and three RBIs on April 24 vs. Northwest Arkansas ... Reached base six times on July 26 at Northwest Arkansas (4-4, 4 R, 2 2B, HR, 3 RBI, 2 BB)
- Was tied for 10th amongst Astros minor leaguers with 17 home runs
- Rated the Astros No. 16 prospect (MLB.com) at the end of the season

#### 2018

- Hit a combined .258 (115x446) with a .762 OPS (.333 OBP, .428 SLG), 24 doubles, 16 home runs, 63 RBIs and 35 stolen bases between Corpus Christi (29 g) and Class A Advanced Buies Creek (90 g)
- Voted a Carolina League Midseason All-Star ... Hit .247/.331/.398 with 10 home runs, 49 RBIs and 29 stolen bases with Buies Creek
- Selected as the Texas League Player of the Week on Aug. 12
- Went 3-for-4 with two home runs and four RBIs on Aug. 22 vs. Midland ... Was 4-for-5 with a double, home run and two RBIs on Aug. 11 vs. Springfield ... Collected five RBIs on Aug. 25 vs. San Antonio
- Ranked seventh amongst Astros minor leaguers with 16 home runs and was fourth with 35 stolen bases ... Was the only Astros minor leaguer with at least 15 home runs and 30 stolen bases
- Finished second in the Carolina League with 29 stolen bases while with Buies Creek
- Rated as the Astros No. 20 overall prospect (MLB.com) at the end of the season
- Appeared with the Scottsdale Scorpions of the Arizona Fall League and hit .291/.417/.468 with a home run, 10 RBIs and 10 stolen bases in 25 games



# 2021 MEDIA GUIDE

TRIPLE-A AFFILIATE OF THE HOUSTON ASTROS

## SKEETERS PLAYERS

### 2017

- Appeared in a combined 129 games at the minor league level between Class A Advanced Buies Creek (13 G) and Class A Quad Cities (116 g)
- Slashed a combined .278/.363/.437 with 26 doubles, 14 home runs, 67 RBIs and 18 stolen bases
- Voted an Astros MiLB.com Organizational All-Star
- Assigned to Quad Cities from Class A Short-Season Tri-City on April 4 ... Promoted to Buies Creek on Aug. 22
- Was second on Quad Cities with 17 stolen bases and was tied for second on the team with 14 home runs
- Ranked seventh amongst Astros minor leaguers with a combined 26 doubles on the season
- Drove in a season-high five runs and collected 11 total bases on July 19 vs. Lansing (3-4, 3 R, 1 3B, 2 HR)
- Posted a batting line of .373/.448/.618 with four doubles, three triple, five home runs, 16 RBIs and four stolen bases in 26 July games with Quad Cities
- Rated as the Astros No. 30 overall prospect (MLB.com) at the end of the season

### 2016

- Broke into the pro level with Class A Short-Season Tri-City and made his pro debut on June 19 at Brooklyn
- Notched a batting line of .225/.351/.373 with 13 doubles, seven home runs, 36 RBIs and 12 stolen bases in 70 games with Tri-City
- Led Tri-City with 12 stolen bases and was second on the team with 13 doubles and third on the team with seven home runs
- Collected first career multi-home run game on July 17 vs. Batavia (2-2, 2 HR, 2 HR, 5 RBI, 2 BB)
- Rated as the Astros No. 17 overall prospect (MLB.com) at the end of the season

### PERSONAL

- Ronnie Silas Dawson
- Was voted All-Ohio and a Rawlings All-American his senior season at Licking Heights H.S. (OH) ... batted .578 with 14 home runs, 51 RBI and 11 stolen bases his senior season
- As a freshman at Ohio State, was voted a Louisville Slugger Freshman All-American by Collegiate Baseball, Freshman All-American by Perfect Game, second team All-Big 10 and was selected to the Big 10 All-Freshman team ... Led the Buckeyes with a .357 batting average, which was fifth in the Big 10
- Selected as the Big 10 Most Outstanding Player, first team All-Big 10 and to Big 10 All-Tournament team as a junior in 2016
- Rated as the No. 4 draft prospect in the Big 10 by Baseball America
- Led Big 10 in 2016 with 130 total bases and 23 doubles, was second in conference 13 home runs and was third in slugging percentage (.617)
- Appeared with Orleans of the Cape Cod League in 2015 and hit .243 (28x115) with four home runs, 16 RBIs and 10 stolen bases in 39 games

Year	Team	LG	AVG	G	AB	R	H	2B	3B	HR	RBI	SB	CS	BB	SO	OBP	SLG	HB	SH	SF	
2016	Tri-City	NYPL	.225	70	244	41	55	13	1	7	36	12	6	41	66	.351	.373	6	0	0	
2017	Buies Creek	CARL	.327	13	52	7	17	3	1	0	5	1	3	4	9	.368	.423	0	0	1	
	Quad Cities	MIDW	.272	116	438	81	119	23	4	14	62	17	8	55	101	.362	.438	9	0	3	
2018	Corpus Christi	TL	.289	29	114	18	33	6	1	6	14	6	3	6	34	.341	.518	3	0	0	
	Buies Creek	CARL	.247	90	332	51	82	18	1	10	49	29	11	39	96	.331	.398	3	1	1	
	Scottsdale	AZFL	.291	25	79	8	23	5	3	1	10	10	3	15	26	.417	.468	2	0	0	
2019	Round Rock	PCL	.147	10	34	1	5	1	0	0	3	1	0	3	11	.231	.176	1	0	1	
	Corpus Christi	TL	.212	103	392	71	83	20	2	17	50	13	10	47	141	.320	.403	16	3	1	
<b>Minor League Totals</b>					431	1606	270	394	84	10	54	219	79	41	195	458	.340	.411	38	4	7



# 2021 MEDIA GUIDE

TRIPLE-A AFFILIATE OF THE HOUSTON ASTROS

## SKEETERS PLAYERS



**ALEX DE GOTI**

**POSITION:** IF

**HEIGHT:** 6'0"

**BORN:** 08/19/1994 in Miami, FL

**WEIGHT:** 192

**ACQUIRED:** Drafted by the Houston Astros in the 15th round off the 2016 MLB Draft from Barry University (Miami Shores, FL)

**BATS:** Right

**THROWS:** Right

**AGE:** 26

\*As of May 6, 2021

## DE GOTI'S CAREER SUMMARY

### 2020

- Invited to Astros major league spring training as non-roster invitee
- Assigned to Astros Alternate Training Site on July 17 ... Assigned to Triple-A Round Rock from Astros Alternate Training Site on Oct. 1

### 2019

- Invited to Astros Major League spring training as a non-roster invitee ... Spent the entire season with Triple-A Round Rock ... Recorded a batting line of .277/.347/.443 with 83 runs, 29 doubles, 15 home runs and 70 RBIs in 127 games
- Voted an Astros MiLB.com Organizational All-Star
- Hit for the cycle on Aug. 7 at El Paso (5-6, 3 R, 2B, 3B, 2 HR, 6 RBI) ... Was the first five-hit and six-RBI game of his pro career
- Led all Astros minor leaguers in plate appearances (548) and was tied for the lead in games played (127), was third in runs, hits and doubles, and was 10th in RBIs
- Recorded four straight multi-hit games (June 7-10) and hit .450 (9x20) with four runs and three RBIs over that stretch
- Logged a batting line of .308/.383/.533 with runners in scoring position (120 ABs)
- Set single-season professional career highs in runs, doubles, home runs and RBIs

### 2018

- Received non-roster invite to Astros Major League spring training ... Appeared with Triple-A Fresno (27 g) and Double-A Corpus Christi (98 g)
- Recorded a combined batting line of .283/.335/.440 with 57 runs, 29 doubles, 12 home runs, 62 RBIs and eight stolen bases ... Appeared in 92 games at shortstop, 17 games at third base and 17 games at second base
- Selected as a Texas League Midseason All-Star
- Set his professional single-season career-high with a combined .283 batting average
- Of the 19 Astros minor leaguers with at least 450 plate appearances, his .283 batting average was the fifth-highest
- Logged two two-home run games (June 8 vs. Frisco, June 11 vs. San Antonio) ... Notched two four-hit games on July 6 vs. Arkansas (4-5, R, 2 2B) and July 22 at Midland (4-4, R, 2B)
- Assigned to Corpus Christi from Class A Advanced Buies Creek on March 30 ... Promoted to Fresno on Aug. 4

### 2017

- Began season with Class A Quad Cities (34 g) and was promoted to Buies Creek (70g) as well as Fresno (5 g) ... Invited to Astros Major League spring training
- Hit a combined .236/.341/.356 with 51 runs, 18 doubles, eight homers, 32 RBIs and seven stolen bases in a combined 109 games ... Appeared in 50 games at second base, 39 games at shortstop and 12 games at third base



# 2021 MEDIA GUIDE

TRIPLE-A AFFILIATE OF THE HOUSTON ASTROS

## SKEETERS PLAYERS

- Notched two two-home run games (April 17 at Burlington, Aug. 4 vs. Carolina) ... Recorded a season-high 12 total bases on April 17 at Burlington (4-4, 3 R, 3B, 2 HR, 2 RBI, 2 BB)
- Assigned to Quad Cities from Class A Short-Season Tri-City on April 4 ... Placed on 7-day injured list on May 12 ... Activated from 7-day injured list on May 26 ... Promoted to Buies Creek on May 31 ... Promoted to Fresno on Aug. 5 ... Assigned to Buies Creek on Aug. 14

### 2016

- Appeared in his first professional season, playing in 63 games with Tri-City ... Hit .228/.320/.329 with 36 runs, 10 doubles, three triples, two home runs, 29 RBIs and nine stolen bases
- Made 47 appearances at shortstop and 17 at second base
- Tied for the Tri-City team lead in triples and was second on the team in runs and stolen bases
- Assigned to Tri-City on June 17

### PERSONAL

- Alexander De Goti
- Three-time All-County performer at Belen Jesuit in Miami, Fla.
- Played first three seasons of collegiate career at Long Beach State before transferring to Barry University (Miami Shores, FL)
- Voted a First-Team All-American D2 Conference Commissioners Association as a senior in 2016 ... Selected First-Team All-American First-Team All-American by National Collegiate Baseball Writers Association ... First-Team All-Sunshine State Conference
- Led Barry University in average (.404), home runs (14), doubles (12) and RBIs (58) in 2016 ... Finished season 10th in single-season home runs in school history

Year	Team	LG	AVG	G	AB	R	H	2B	3B	HR	RBI	SB	CS	BB	SO	OBP	SLG	HB	SH	SF
2016	Tri-City	NYPL	.228	63	219	36	50	10	3	2	21	9	6	25	54	.320	.329	6	6	3
2017	Fresno	PCL	.182	5	11	0	2	1	0	0	0	0	0	1	6	.250	.273	0	0	0
	Buies Creek	CARL	.227	70	238	29	54	13	0	5	24	3	2	28	65	.317	.345	4	1	1
	Quad Cities	MIDW	.261	34	119	22	31	4	1	3	8	4	3	24	29	.393	.387	2	0	0
2018	Fresno	CARL	.287	27	94	14	27	8	0	1	12	3	1	10	15	.355	.404	1	1	2
	Coepus Christi	AZFL	.282	98	358	43	101	21	3	11	50	5	6	18	65	.329	.450	8	1	2
2019	Round Rock	PCL	.277	127	481	83	133	29	3	15	70	4	4	52	105	.347	.443	5	1	9
<b>Minor League Totals</b>			.262	424	1520	227	398	86	10	37	185	28	22	158	339	.338	.405	26	10	7



# 2021 MEDIA GUIDE

TRIPLE-A AFFILIATE OF THE HOUSTON ASTROS

## SKEETERS PLAYERS



***BRYAN DE LA CRUZ***

**POSITION:** RF

**HEIGHT:** 6'2"

**BORN:** 12/16/1996 in Santo Domingo Este, Dominican Republic

**WEIGHT:** 175

**BATS:** Right

**ACQUIRED:** Signed by the Astros as an amateur free agent in September 2013

**THROWS:** Right

**AGE:** 24

\*As of May 6, 2021

## DE LA CRUZ'S CAREER SUMMARY

### 2020

- Did not appear in a regular season game in the Astros minor league system
- Invited to his first Major League Spring Training camp in 2021
- Appeared in eight games with the Toros del Este of the Dominican Winter League and hit .438 (7x16) with two RBIs

### 2019

- Split the season between Double-A Corpus Christi (64 g) and Class A Advanced Fayetteville (41 g) ... Hit a combined .280 (121x432) with eight home runs, 43 RBIs, 12 stolen bases and a .340 on-base percentage
- Produced a slash line of .283/.340/.428 in his first extended stint at the Double-A level ... Hit .341 (29x85) in 21 April games with Class A Advanced Fayetteville before receiving his promotion to Double-A
- Was tied for fifth amongst Astros minor leaguers with 28 doubles on the season
- Hit .361 (13x36) with two home runs and 10 RBIs against left-handed pitchers while at Class A Advanced Fayetteville
- Spent the offseason with the Toros del Este of the Dominican Winter League ... Hit .294 (5x17) with a double, triple and three RBIs in 10 games

### 2018

- Divided time between Class A Quad Cities (65 g) and Class A Advanced Buies Creek (54 g) ... Hit a combined .289 (121x419) with two home runs, 62 RBIs, 10 stolen bases and a .367 on-base percentage
- Selected to the Midwest League All-Star Game
- Produced a slash line of .297/.390/.368 after receiving promotion to Class A Advanced Buies Creek ... Posted the highest batting average of any Buies Creek player with at least 180 at-bats (13 qualifiers)
- Went on a 15-game hitting streak with Class A Quad Cities (4/22-5/5), which was the longest hitting streak by a Quad Cities player that year
- Hit .329 (23x70) with 10 RBIs in the month of April with Class A Quad Cities

### 2017

- Appeared at three different levels in the Astros minor league system ... Short-Season Tri-City (40 g), Class A Quad Cities (10 g), Double-A Corpus Christi (10 g) ... Hit a combined .244/.290/.335 with two home runs, 21 RBIs and five stolen bases
- Hit .308 (4x13) through five Midwest League postseason starts with Class A Quad Cities
- Made his Double-A debut with Corpus Christi on June 8 ... Went 2x3 with a home run and RBI on July 15 at Midland



# 2021 MEDIA GUIDE

TRIPLE-A AFFILIATE OF THE HOUSTON ASTROS

## SKEETERS PLAYERS

### 2016

- Began the season with Rookie League Greeneville (28 g) before finishing out season with Short-Season Tri-City (16 g) ... Hit a combined .239 (32x134) with three home runs and 18 RBIs
- Led Rookie League Greeneville with four triples

### 2015

- Spent the entire season with the Gulf Coast League Astros ... Hit .242 (36x149) with 12 RBIs ... Hit .279 (17x61) with six RBIs through 16 games in July

### 2014

- Broke into the pro level with the Dominican Summer League Astros ... Appeared with both the Astros Blue and Astros Orange teams ... Hit a combined .262 (48x183) with a home run, 22 RBIs and six stolen bases
- Made his professional debut on May 14 against the DSL Angels (0x4, R)
- Produced a slash line of .344/.423/.459 with a home run and eight RBIs in 20 games with Astros Blue ... Led all Astros Blue players in batting average ... Had third-highest on-base percentage of Astros Blue players with at least 60 at-bats
- Hit his first professional home run on Aug. 14 against the DSL Royals

### PERSONAL

- Bryan Starling De La Cruz
- Signed with the Astros as part of their 2013 international free agent class

Year	Team	LG	AVG	G	AB	R	H	2B	3B	HR	RBI	SB	CS	BB	SO	OBP	SLG	HB	SH	SF
2014	Astros Orange	DOSL	.221	39	122	21	27	3	0	0	14	6	3	25	36	.370	.246	5	1	2
	Astros Blue	DOSL	.344	20	61	12	21	2	1	1	8	0	0	9	15	.423	.459	0	1	1
2015	Astros	GULF	.242	44	149	16	36	2	1	0	12	2	6	14	41	.313	.268	2	3	1
2016	Tri-City	NYPL	.214	16	42	8	9	1	0	0	5	0	0	5	10	.292	.238	0	0	1
	Greeneville	APPY	.250	28	92	21	23	3	4	3	13	0	0	14	23	.349	.467	0	1	0
2017	Corpus Christi	TL	.179	10	28	4	5	2	0	1	5	0	0	2	7	.250	.357	1	0	1
	Quad Cities	MIDW	.270	10	37	6	10	2	0	0	2	1	1	3	7	.325	.324	0	0	0
2018	Tri-City	NYPL	.250	40	156	16	39	6	2	1	14	4	1	9	23	.290	.333	1	0	3
	Buies Creek	CARL	.297	54	182	26	54	11	1	0	30	7	2	27	41	.390	.368	2	0	2
2019	Quad Cities	MIDW	.283	65	237	34	67	11	3	2	32	3	5	24	56	.348	.380	1	0	2
	Corpus Christi	TL	.283	64	269	45	76	14	4	4	24	7	5	24	60	.340	.409	2	0	5
2019-20	Fayetteville	CARL	.276	41	163	29	45	14	2	4	19	5	1	16	33	.339	.460	1	0	3
	Toros	DOWL	.294	10	17	3	5	1	1	0	3	0	0	0	3	.278	.471	0	0	1
2020-21	Toros	DOWL	.438	8	16	2	7	0	0	0	2	0	0	1	4	.471	.438	0	0	0
<b>Minor League Totals</b>			.268	431	1538	238	412	71	18	16	178	35	24	172	352	.343	.369	15	6	21



# 2021 MEDIA GUIDE

TRIPLE-A AFFILIATE OF THE HOUSTON ASTROS

## SKEETERS PLAYERS



**CHAD DONATO**

**POSITION:** RHP

**HEIGHT:** 6'0"

**BORN:** 06/03/1995 in Cypress, TX

**WEIGHT:** 210

**BATS:** Right

**ACQUIRED:** Drafted by the Houston Astros in the 11th round of the 2016 MLB Draft from West Virginia University

**THROWS:** Right

**AGE:** 25

\*As of May 6, 2021

## DONATO'S CAREER SUMMARY

### **2019**

- Set a career-high with a combined 122.1 IP, dividing time between Double-A Corpus Christi (11 g, 6 gs) and High-A Fayetteville (15 g, 13 gs)
- Went a combined 6-12 with a 4.86 ERA (66 ER/ 122.1 IP) and struck out 132 batters to just 39 walks (9.7 SO9, 3.38 SO/W)
- Struck out a season-high 10 batters on July 6 vs. Midland (W, 6.2 IP, 2 H, 0 R, 2 BB, 10 SO)
- Led all Astros minor leaguers in innings pitched and was seventh in strikeouts
- Assigned to Fayetteville from Class A Quad Cities on March 27 ... Promoted from Fayetteville to Corpus Christi on July 5

### **2018**

- Went 9-0 with a 1.62 ERA (14 ER/77.2 IP) in 15 games (12 starts) with Class A Quad Cities (12 g) and Class A Short-Season Tri-City (3 g)
- Averaged 11.4 strikeouts per nine innings and 4.45 strikeouts per walk
- Led all Astros minor leaguers with at least 75 innings pitched with a 1.62 ERA and was the only Astros minor leaguer with at least six win/loss decisions to not record a loss
- Voted Midwest League Pitcher of the Week on Aug. 19 and Sept. 3 ... Voted MiLB.com Midwest League Player of the Month for August
- Reached double-digit strikeouts on four occasions, including 11-strikeout games on Aug. 19 vs. Peoria and Aug. 31 at Clinton
- Threw seven scoreless innings and allowed just one hit and struck out 11 batters on Aug. 19 vs. Peoria
- Tossed seven innings for the first time in his pro career on Aug. 13 at Cedar Rapids and then matched his career high in his next start on Aug. 19 vs. Peoria
- Assigned from Astros extended spring training to Tri-City on June 14 ... Promoted from Tri-City to Quad Cities on June 27

### **2017**

- Spent his first pro season with the Gulf Coast League Astros (6 g, 4 gs) and the Greeneville Astros of the Appalachian League (4 g, 4 gs)
- Went a combined 3-2 with a 2.78 ERA (10 ER/32.1 IP) and struck out 44 batters to 13 walks ... averaged career-high 12.2 strikeouts per nine innings
- Struck out a season-high nine batters through 3.2 IP on Aug. 22 vs. Bristol ... Tossed five scoreless innings, allowing just three hits and striking out seven on Aug. 11 at Elizabethton
- Tied for second on the Gulf Coast League Astros with two wins and his 1.62 ERA was third-lowest on the team of pitchers with at least 15 innings
- Promoted to Greeneville from GCL Astros on Aug. 5

### **2016**

- Assigned to GCL Astros on June 23 ... Transferred from the 7-day injured list to the 60-day injured list on July 16



# 2021 MEDIA GUIDE

TRIPLE-A AFFILIATE OF THE HOUSTON ASTROS

## SKEETERS PLAYERS

### PERSONAL

- Selected first team All-Big 12 at West Virginia as a junior in 2016
- Led the Big 12 in strikeouts (111) in 2016 ... Led West Virginia and was sixth in the Big 12 out of qualified pitchers with a 3.27 ERA
- Owned a 1.96 ERA in Big 12 play in 2016, which was second-best in the conference

Year	Team	LG	W-L	ERA	G	GS	CG	SHO	SV	IP	H	R	ER	HR	BB	SO	HB	BK	WP
2017	Astros	GULF	2-1	1.62	6	4	0	0	0	16.2	16	6	3	1	6	20	0	0	2
	Greeneville	APPY	1-1	4.02	4	4	0	0	0	15.2	14	9	7	1	7	24	2	0	1
2018	Quad Cities	MIDW	6-0	2.04	12	10	0	0	2	61.2	38	15	14	2	19	77	1	0	2
	Tri-City	NYPL	3-0	0.00	3	2	0	0	0	16.0	8	2	0	0	3	21	0	0	1
2019	Corpus Christi	TL	3-3	3.57	11	6	0	0	0	53.0	44	25	21	7	15	60	1	0	2
	Fayetteville	CARL	3-9	5.84	15	13	0	0	0	69.1	81	50	45	9	24	72	3	0	5
<b>Minor League Totals</b>			18-14	3.49	51	39	0	0	2	232.1	201	107	90	20	74	274	7	0	13



**RILEY FERRELL**

**POSITION:** RHP

**HEIGHT:** 6'2"

**BORN:** 10/18/1993 in College Station, TX

**WEIGHT:** 225

**BATS:** Right

**ACQUIRED:** Drafted by the Houston Astros in the third round of the 2015 MLB Draft from Texas Christian University

**THROWS:** Right

**AGE:** 27

\*As of May 6, 2021

### FERRELL'S CAREER SUMMARY

#### 2020

- Did not appear in the Major Leagues in 2020 and was not a member of the Astros Alternate Training Site ... Was invited to Major League Spring training as a non-roster invitee for the first time in his career

#### 2019

- Selected by the Miami Marlins with the fourth overall pick in the 2018 Rule 5 Draft ... Split time between the Marlins and Astros Triple-A and Double-A affiliates .... Also appeared for the Marlins Class A Advanced affiliate ... Went a combined 1-1 with a 3.65 ERA (10 ER/24.2 IP) and one save
- Ranked as the Marlins No. 24 overall prospect before the season by Baseball America
- Battled injuries throughout the season ... Placed on 10-day injured list (bicep tendonitis) on March 27 ... Transferred to 60-day injured list on April 20 ... Returned to the Astros on June 23 ... Placed on 7-day injured list on July 20 ... Activated from 7-day injured list on Aug. 7

#### 2018

- Appeared at the Triple-A (22 g) and Double-A (21 g) for the Astros ... Went a combined 4-3 with a 4.53 ERA (26 ER/51.2 IP) and nine saves ... Was 9-for-9 in save opportunities
- Set professional career highs in appearances and innings pitched
- Rated as the Astros No. 27 overall prospect prior to the season by Baseball America



# 2021 MEDIA GUIDE

TRIPLE-A AFFILIATE OF THE HOUSTON ASTROS

## SKEETERS PLAYERS

- Named Texas League Pitcher of the Week (6/11-6/17) after collecting two saves and a win in relief in three outings ... Tossed 5.2 scoreless innings, allowing just two hits and striking out nine batters
- Did not allow an earned run through his final 15 innings pitched (12 outings) with Double-A Corpus Christi
- Promoted to Triple-A Fresno on June 27 and made his first career Triple-A appearance on June 28
- Tied for the most saves (7) on Double-A Corpus Christi ... Posted the second-lowest ERA (1.90) of a Double-A Corpus Christi with at least 20 innings pitched ... Ranked third amongst Astros minor leaguers with nine saves
- Went 1-0 with a 1.69 ERA (2 ER/10.2 IP) and four saves in eight June appearances (only one with Triple-A Fresno) and struck out 17 batters while allowing just three walks and two hits

### **2017**

- Spent the majority of the season with Double-A Corpus Christi (36 g) after beginning the season with Class A Advanced Buies Creek (2 g) ... Went a combined 2-2 with a 3.67 ERA (22 ER/54.0 IP) and six saves
- Ended the season ranked as the Astros No. 27 overall prospect by MLB.com
- Completed his first season at the professional level without taking a trip to the injured list ... Led Double-A Corpus Christi with 36 appearances
- Struck out a season-high five batters through two scoreless and hitless innings on Aug. 12 vs. Springfield ... Threw 10 scoreless innings in seven August appearances and struck out 16 batters without allowing a walk during that stretch
- Posted a 2.63 ERA (8 ER/24.0 IP) in the second half compared to a 4.82 ERA (15 ER/28.0 IP) in the first half

### **2016**

- Finished the season on the injured list after beginning with Class A Advanced Lancaster ... Went 0-1 with a 1.80 ERA (2 ER/10.0 IP) and four saves
- Rated as the Astros No. 16 overall prospect by MLB.com and their No. 20 overall prospect by Baseball America
- Tossed five scoreless innings (5 g) to open the season with Class A Advanced Lancaster ... Was placed on 7-day injured list on May 12 and did not return the rest of the season

### **2015**

- Broke into the pro level after being drafted out of Texas Christian University, making 12 appearances with Class A Quad Cities ... Went 0-0 with a 1.08 ERA (2 ER/10.0 IP) and one save
- Made his pro debut on June 29 vs. Beloit .... Threw two scoreless innings on July 29 at Beloit to collect his first professional save

### **PERSONAL**

- Riley Cole Ferrell
- Played three seasons at Texas Christian University ... Led the Big 12 and ranked 11th nationally with 14 saves as a junior in 2015, helping lead TCU to its second straight College World Series appearance ... Selected 1st-Team All-Big 12 ... 2nd-Team Louisville Slugger and Perfect Game All-American ... Was on the Golden Spikes Award watch list prior to the '15 season
- Rated as the No. 59 overall prospect leading into the 2015 MLB Draft by Baseball America
- Recorded a TCU-record 15 saves as a sophomore while recording a 0.79 ERA on the season ... Selected 1st-Team All-Big 12 ... 2nd-Team Perfect Game All-American
- Selected as an all-state performer by the Texas High School Baseball Coaches Association and the Texas Sports Writer's Association as a senior at A&M Consolidated High School in College Station, Texas ... Was a three-time all-district performer at the mound and at the plate
- Rated as the No. 412 overall prospect prior to the 2012 MLB Draft by Baseball America



# 2021 MEDIA GUIDE

TRIPLE-A AFFILIATE OF THE HOUSTON ASTROS

## SKEETERS PLAYERS

Year	Team	LG	W-L	ERA	G	GS	CG	SHO	SV	IP	H	R	ER	HR	BB	SO	HB	BK	WP
2015	Quad Cities	MIDW	0-0	1.08	12	0	0	0	1	16.2	10	3	2	0	13	17	0	0	5
2016	Lancaster	CALL	0-1	1.80	8	0	0	0	4	10.0	9	3	2	1	2	14	0	0	1
2017	Corpus Christi	TL	2-2	3.81	36	0	0	0	4	52.0	51	24	22	2	14	55	4	0	4
	Buies Creek	CARL	0-0	0.00	2	0	0	0	2	2.0	0	0	0	0	0	5	0	0	0
	Mesa	AZFL	1-0	4.66	9	0	0	0	0	9.2	6	5	5	2	9	7	0	0	1
2018	Fresno	PCL	2-1	6.75	22	0	0	0	2	28.0	34	21	21	4	16	34	0	0	4
	Corpus Christi	TL	2-2	1.90	21	0	0	0	7	23.2	14	8	5	1	18	33	2	1	1
2019	New Orleans	PCL	0-0	1.35	4	0	0	0	0	6.2	3	1	1	0	4	4	1	0	1
	Round Rock	PCL	0-0	9.00	7	0	0	0	1	8.0	10	8	8	1	6	11	0	0	1
	Corpus Christi	TL	1-1	1.42	5	0	0	0	0	6.1	3	1	1	0	4	8	1	0	1
	Jacksonville	SOUL	0-0	0.00	2	0	0	0	0	2.2	0	0	0	0	2	3	0	0	0
	Jupiter	FLOR	0-0	0.00	1	0	0	0	0	1.0	0	0	0	0	0	1	0	0	0
<b>Minor League Totals</b>			7-7	3.55	120	0	0	0	21	157.0	134	69	62	9	79	185	8	1	18



**LUIS GARCIA**

### RANKINGS

Astros No. 2 prospect  
(Baseball America)

Astros No. 6 prospect  
(MLB.com)

Astros No. 2 prospect  
(The Athletic)

**POSITION:** RHP

**HEIGHT:** 6'11"

**BORN:** 12/13/1996 in Bolivar,  
Venezuela

**WEIGHT:** 244

**BATS:** Right

**ACQUIRED:** Signed by the  
Houston Astros as an amateur  
free agent in July 2017

**THROWS:** Right

**AGE:** 24

\*As of May 6, 2021

### GARCIA'S CAREER SUMMARY

#### 2020

- Appeared at the MLB level for the first time in his career and was 0-1 with a 2.92 ERA (4 ER/12.1 IP) in five games (1 start) with the Astros
- Was added to the Astros American League Championship Series roster ... Started Game 2 of the ALCS against Tampa Bay, which Houston went on to win, 4-3 ... Tossed two scoreless innings without allowing a hit and striking out one batter to take a no-decision
- Made his Major League debut on Sept. 4 at Los Angeles (AL) ... 4.1 IP, 1 H, 1 R, 1 ER, 3 BB, 2 SO
- Struck out Los Angeles (AL) outfielder Franklin Baretto for his first career Major League strikeout
- Logged his first career start on Sept. 9 at Oakland and tossed five scoreless innings allowing just one hit and striking out a career-high four batters in a no-decision
- Held right-handed batters to a .048 batting average (1-for-21)
- Recorded a 1.64 ERA (2 ER/11 IP) in four road outings (1 start) compared to a 13.50 ERA (2 ER/1.1 IP) in one game at Minute Maid Park
- Held batters to a slash line of .091/.214/.182 with runners in scoring position (1-for-11)
- Rated as the Astros No. 13 overall prospect (MLB.com) at the end of the season
- Invited to Astros spring training as a non-roster invitee on June 28 ... Assigned to Astros Alternate Training Site on July 17 ... Contract selected by the Astros from the Alternate Training Site on Aug. 29 ... Reassigned to the minor leagues on Sept. 29 ... Activated by the Astros on Oct. 5



# 2021 MEDIA GUIDE

TRIPLE-A AFFILIATE OF THE HOUSTON ASTROS

## SKEETERS PLAYERS

### 2019

- Divided time between Class A Advanced Fayetteville (15 g, 12 gs) and Class A Quad Cities (9 g, 6 gs) ... Went a combined 10-4 with a 2.98 ERA (36 ER/108.2 IP) and a save
- Averaged 13.9 strikeouts per nine innings and recorded a 3.36 strikeout-to-walk ratio
- Voted Midwest League Pitcher of the Week on June 2
- Ranked second amongst Astros minor leaguers with 168 strikeouts, third with 10 wins and eighth with 108.2 IP ... Of the 16 Astros minor leaguers with at least 100 innings pitched, his 2.98 ERA was the fourth-lowest ... Ranked 10th in the Carolina League in strikeouts
- Logged five games with at least 10 strikeouts ... Struck out a season-high 13 batters on Aug. 14 vs. Down East ... Struck out 12 batters on Sept. 1 vs. Down East
- Tossed 14 straight scoreless innings between three outings (two starts) with both Quad Cities and Fayetteville (June 1-11)
- Rated the Astros No. 29 overall prospect by MLB.com at the end of the season
- Promoted to Fayetteville from Quad Cities on June 6

### 2018

- Began season with Class A Short-Season Tri-City (5 g, 3 gs) and promoted to Quad Cities (19 g, 10 gs) ... Went a combined 7-2 with a 2.00 ERA (19 ER/85.1 IP)
- Averaged a combined 10.3 strikeouts per nine innings
- Led Astros minor leaguers with at least 80 innings pitched (25 players) with a 2.00 ERA Struck out 10 batters and allowed just one hit over five scoreless frames on July 7 vs. Aberdeen ... Threw a season-high six innings and allowed one runs on four hits and struck out eight to collect a win on Aug. 27 at Burlington
- Rated as the Astros No. 31 overall prospect by Baseball America prior to the season
- Assigned to Quad Cities from the Dominican Summer League Astros on April 12 ... Assigned to Tri-City on April 24 ... Assigned to Quad Cities on April 27 ... Promoted to Quad Cities on July 10

### 2017

- Debuted at the pro level and spent the entire season with Astros Blue of the Dominican Summer League ... Went 1-1 with a 1.64 ERA (2 ER/11 IP) through six games (one start)
- Averaged career highs in strikeouts per nine innings (14.7) and strikeout-to-walk ratio (4.5)

### PERSONAL

- Luis Heibardo Garcia
- Signed as part of the Astros 2017 international free agent class

Year	Team	LG	W-L	ERA	G	GS	CG	SHO	SV	IP	H	R	ER	HR	BB	SO	HB	BK	WP
2017	Astros Blue	DOSL	1-1	1.64	6	1	0	0	0	11.0	13	5	2	1	4	18	0	0	3
2018	Quad Cities	MIDW	7-2	2.48	19	10	0	0	0	69.0	58	23	19	4	33	70	2	0	4
	Tri-City	NYPL	0-0	0.00	5	3	0	0	0	16.1	7	3	0	0	8	28	0	1	1
2019	Fayetteville	CARL	6-4	3.02	15	12	0	0	0	65.2	43	27	22	5	34	108	4	2	16
	Quad Cities	MIDW	4-0	2.93	9	6	0	0	1	43.0	23	17	14	4	16	60	1	1	3
2020	Houston	AL	0-1	2.92	5	1	0	0	0	12.1	7	4	4	1	5	9	1	0	1
<b>Minor League Totals</b>			18-7	2.50	54	32	0	0	1	205.0	144	75	57	14	95	284	7	4	27
<b>Major League Totals</b>			0-1	2.92	5	1	0	0	0	12.1	7	4	4	1	5	9	1	0	1



# 2021 MEDIA GUIDE

TRIPLE-A AFFILIATE OF THE HOUSTON ASTROS

## SKEETERS PLAYERS



**RALPH GARZA JR.**

**POSITION:** RHP

**HEIGHT:** 6'2"

**BORN:** 4/6/1994 in Edinburg, TX

**WEIGHT:** 220

**ACQUIRED:** Drafted by the Houston Astros in the 26th round of the 2015 MLB Draft from the University of Oklahoma

**BATS:** Right

**THROWS:** Right

**AGE:** 27

\*As of May 6, 2021

## GARZA JR.'S CAREER SUMMARY

### 2020

- Did not appear at any level in 2020 due to the cancellation of the minor league season

### 2019

- Spent the entire season with Triple-A Round Rock, making 42 appearances in relief ... Went 8-1 with a 4.04 ERA (35 ER/78.0 IP) and five saves ... Struck out 80 batters and posted a career-best 1.090 WHIP
- Led Astros minor leaguers in appearances (10th in the Pacific Coast League), was tied for fifth in wins and tied for ninth in saves
- Led Triple-A Round Rock in wins and posted the lowest ERA of any Round Rock pitcher with at least 50 innings pitched (nine qualifiers)
- Recorded a 2.25 ERA (2 ER/8 IP) through three postseason appearances with Triple-A Round Rock
- Held right-handed hitters to a .196 batting average (36x184) ... Held opponents to a .215 average with runners in scoring position (17x78)
- Recorded a 2.08 ERA (8 ER/34.2 IP) in 17 combined appearances from June-July
- Spent the offseason with the Sultanes de Monterrey of the Mexican Pacific Winter League ... Went 2-0 with a 2.12 ERA (4 ER/17.0 IP) and nine saves in 14 appearances

### 2018

- Divided time with Triple-A Fresno (18 g) and Double-A Corpus Christi (17 g) ... Went a combined 7-2 with a 3.51 ERA (26 ER/66.2 IP) and averaged 10.0 strikeouts per nine innings
- Began the year with Double-A Corpus Christi and was promoted off-and-on to Triple-A Fresno throughout the season
- Ranked ninth amongst Astros minor leaguers with 35 appearances
- Made six postseason appearances with Triple-A Fresno ... Went 0-0 with a 1.50 ERA (1 ER/6.0 IP)
- Held opponents to a .171 batting average (7x41) with runners in scoring position while with Triple-A Fresno
- Spent offseason with Caribes de Anzoategui of the Venezuelan Winter League ... Went 1-1 with a 6.39 ERA (9 ER/12.2 IP) through 13 relief appearances

### 2017

- Appeared at three different levels in the Astros system .... Class A Advanced Buies Creek (20 g), Double-A Corpus Christi (15 g) and Triple-A Fresno (1 g) ... Went a combined 3-3 with a 4.22 ERA (30 ER/64.0 IP) and three saves
- Went 2-2 with a 3.44 ERA and three saves with Class A Advanced Buies Creek before receiving promotion to Double-A Corpus Christi on July 7 ... Made Triple-A debut on June 7 at Sacramento
- Was tied for second on Class A Advanced Buies Creek with three saves



# 2021 MEDIA GUIDE

TRIPLE-A AFFILIATE OF THE HOUSTON ASTROS

## SKEETERS PLAYERS

- Posted a 1.64 ERA (2 ER/11.0 IP) through six July appearances and appeared with both Double-A Corpus Christi and Class A Advanced Buies Creek

### 2016

- Spent majority of the season with Class A Quad Cities (40 g) before receiving promotion to Class A Advanced Lancaster (8 g) ... Went a combined 6-5 with a 3.35 ERA (28 ER/75.1 IP) and a career-high six saves (eight opportunities)
- Led Class A Quad Cities with six saves and was fifth in the Midwest League in saves ... Was tied for seventh amongst Astros minor leaguers in saves
- Posted a 2.33 ERA while with Class A Quad Cities, which was the lowest of any of the team's pitchers with at least 30 innings pitched (17 qualifiers)
- Did not allow a run through seven June appearances (14.2 IP), all coming with Class A Quad Cities

### 2015

- Broke into the pro level with Class A Short-Season Tri-City (14 g, 3 gs) ... Went 1-1 with a 3.89 ERA (16 ER/37.0 IP) ... Posted a career-best 11.4 strikeouts per nine innings
- Posted the highest SO/9 of Short-Season Tri-City pitchers with at least 25 innings pitched (14 qualifiers) ... Allowed just one home run through 37 innings pitched
- Made his professional debut on June 23 at Brooklyn (2 IP, 2 H, 1 R, 1 ER, 1 BB, 3 SO)

### PERSONAL

- Pitched three seasons at the University of Oklahoma ... Led Oklahoma with 30 appearances as a junior in 2015, going 2-4 with a 4.08 ERA (21 ER/46.1 IP) and struck out 49 batters
- Led the Sooners with 30 appearances as a sophomore in 2014 and was second on the team his freshman campaign with 24 appearances
- Was a four-year letterwinner at New Braunfels HS (New Braunfels, TX) ... Named to the Texas All-State Team and was District MVP his senior season ... Was Freshman of the Year and Comal County Player of the Year in 2009

Year	Team	LG	W-L	ERA	G	GS	CG	SHO	SV	IP	H	R	ER	HR	BB	SO	HB	BK	WP	
2015	Tri-City	NYPL	1-1	3.89	14	3	0	0	0	37.0	37	16	16	1	10	47	2	0	5	
2016	Lancaster	CALL	1-1	6.75	8	0	0	0	0	17.1	21	15	13	2	10	18	2	0	1	
	Quad Cities	MIDW	5-4	2.33	32	0	0	0	6	58.0	56	15	15	3	16	46	5	0	4	
2017	Fresno	PCL	0-0	9.00	1	0	0	0	0	2.0	1	2	2	0	2	2	0	0	0	
	Corpus Christi	TL	1-1	4.97	15	0	0	0	0	25.1	23	14	14	4	18	23	1	0	2	
	Buies Creek	CARL	2-2	3.44	20	0	0	0	3	36.2	36	15	14	2	16	43	2	1	6	
2018	Fresno	PCL	1-2	3.71	18	0	0	0	0	34.0	29	16	14	3	23	40	2	0	1	
	Corpus Christi	TL	6-0	3.31	17	0	0	0	0	32.2	27	15	12	0	9	34	6	0	0	
2018-19	Caribes	VEWL	1-1	6.39	13	0	0	0	0	12.2	15	9	9	0	3	15	0	0	1	
2019	Round Rock	PCL	8-1	4.04	42	0	0	0	5	78.0	57	37	35	9	28	80	3	0	2	
2019-20	Monterrey	MXPW	2-0	2.12	14	0	0	0	9	17.0	16	4	4	1	2	18	0	0	0	
<b>Minor League Totals</b>				18-7	3.79	167	3	0	0	14	321.0	287	145	135	24	132	333	23	1	21



# 2021 MEDIA GUIDE

TRIPLE-A AFFILIATE OF THE HOUSTON ASTROS

## SKEETERS PLAYERS



**C.J. HINOJOSA**

**POSITION:** SS/2B/3B

**HEIGHT:** 5'10"

**BORN:** 7/15/1994 in Houston, TX

**WEIGHT:** 185

**ACQUIRED:** Signed by the Astros as a minor league free agent on January 5, 2021

**BATS:** Right

**THROWS:** Right

**AGE:** 26

\*As of May 6, 2021

## HINOJOSA'S CAREER SUMMARY

### 2020

- Did not appear in any game action at the Major League or Minor League level due to the pandemic-shortened season
- Appeared in 22 games in the Constellation Energy League hosted by the Sugar Land Skeeters as a member of the Sugar Land Lightning Sloths ... Hit .222 (14x63) with a home run, five RBIs and a .607 OPS

### 2019

- Spent the entire season with Double-A Biloxi in the Milwaukee Brewers system ... Hit .280 (116x415) with eight home run, 45 RBIs and a .738 OPS through 120 games
- Acquired by the Brewers from the San Francisco Giants in exchange for veteran Major League catcher Erik Kratz
- Was second on Double-A Biloxi with 24 doubles and his .280 average was second best on the team of players with at least 250 at-bats (10 qualifiers)

### 2018

- Began the season with Class A Advanced San Jose (7 g) before finishing out the year with Double-A Richmond (67 g) in the Giants' system ... Hit a combined .265 (74x279) with with three home runs, 28 RBIs and a .689 OPS
- Appeared in 16 games with the Scottsdale Scorpions of the Arizona Fall League ... Went 7x47 (.149) with a home run and six RBIs
- Rated as the Giants No. 30 prospect by Baseball America prior to the beginning of the season
- Missed portion of the season while serving 50-game suspension for a banned substance ... Was also recovering from an achilles injury

### 2017

- Spent the entire campaign with Double-A Richmond (99 g) ... Batted .265 (99x417) with four home runs and 35 RBIs ... Made 61 starts at short-stop while also making starts at second base and third base
- Voted a Eastern League Midseason All-Star ... Hit a combined .314 (60x191) through 51 games during the months of June and July
- Batted .313 (30x96) with two home runs and 10 RBIs against left-handed pitching
- Rated as the Giants No. 15 overall prospect by Baseball America heading into the season ... Rated as the Giants No. 13 overall prospect by MLB.com

### 2016

- Finished his first full season as a professional ... Appeared with Class A Advanced San Jose (69 g) and Double-A Richmond (57 g) ... Batted a combined .274 (133x486) with a career-high five triples, nine home runs and 53 RBIs



# 2021 MEDIA GUIDE

TRIPLE-A AFFILIATE OF THE HOUSTON ASTROS

## SKEETERS PLAYERS

- His nine home runs and 53 RBIs led all Giants minor leaguers with shortstop as their primary position ... Was tied for third of Giants minor leaguers in triples
- Batted .320 (32x100) with two home runs and 13 RBIs in the month of May before receiving his promotion to Double-A

### PERSONAL

- Christopher Jesse Hinojosa
- Originally selected by the Astros in the 26th round of the 2012 MLB Draft but elected to attend the University of Texas ... Was rated the No. 70 prospect in the nation heading into the 2012 MLB Draft
- Played three seasons at Texas, hitting .283 with 94 RBIs in 72 career games ... Was voted to the Big-12 All-Freshman Team in 2013 and was selected Big-12 All-Academic second team in 2014
- Selected by the San Francisco Giants in the 11th round of the 2015 MLB Draft
- Was placed on the U.S. National Collegiate Team in 2013 ... Was a member of the U-16 National Team in 2009 and the U-14 National Team in 2008
- Graduated from Klein Collins High School in the Houston area ... Was rated as the No. 3 shortstop and No. 3 player in Texas by Perfect Game heading into the 2012 MLB Draft ... Was selected to the Rawlings All-America first team in 2012

Year	Team	LG	AVG	G	AB	R	H	2B	3B	HR	RBI	SB	CS	BB	SO	OBP	SLG	HB	SH	SF
2015	Salem-Keizer	NORW	.221	48	189	24	56	18	1	5	19	2	3	8	15	.328	.481	2	2	2
2016	Richmond	EL	.344	57	226	27	56	7	2	3	19	1	0	20	43	.312	.336	2	1	2
	San Jose	CALL	.242	69	260	45	77	14	3	6	34	1	4	36	46	.378	.442	0	3	3
2017	Richmond	EL	.297	99	373	47	99	16	0	4	35	5	4	31	42	.321	.340	2	6	5
2018	Richmond	EL	.283	67	253	26	66	14	1	3	26	5	3	24	28	.327	.360	2	2	2
	San Jose	CALL	.283	7	26	2	8	1	0	0	2	1	0	2	6	.357	.346	0	0	0
	Scottsdale	AZFL	.276	16	47	3	7	1	0	1	6	0	2	5	12	.245	.234	1	1	0
2019	Biloxi	SOUL	.294	120	415	51	116	24	1	8	45	3	5	39	61	.338	.400	0	2	4
2020	Lightning Sloths	CEL	.438	22	63	6	14	2	0	1	5	1	0	8	13	.306	.302	0	0	1
<b>MILB Totals</b>			.268	467	1742	222	478	94	8	29	180	18	19	160	241	.335	.387	8	16	18



**TYLER IVEY**

### RANKINGS

Astros No. 6 prospect  
(Baseball America)

Astros No. 10 prospect  
(MLB.com)

Astros No. 11 prospect  
(The Athletic)

**POSITION:** RHP

**HEIGHT:** 6'4"

**BORN:** 05/12/1996 in Rowlett, TX

**WEIGHT:** 195

**BATS:** Right

**ACQUIRED:** Drafted by the Houston Astros in the third round of the 2017 MLB Draft from Grayson County College

**THROWS:** Right

**AGE:** 24

\*As of May 6, 2021

### IVEY'S CAREER SUMMARY



# 2021 MEDIA GUIDE

TRIPLE-A AFFILIATE OF THE HOUSTON ASTROS

## SKEETERS PLAYERS

### **2020**

- Finished the season ranked as the Astros No. 11 prospect by Baseball America and their No. 12 prospect by MLB.com
- Participated in Astros Major League spring training as a non-roster invitee
- Added to the Astros 40-man roster on Nov. 20

### **2019**

- Made 14 appearances (11 starts) across three levels: Double-A Corpus Christi (11 g), Class A Advanced Fayetteville (1 g) and the Gulf Coast League Astros (2 g) ... Went a combined 4-0 with a 1.56 ERA (8 ER/52 IP)
- Averaged a career high 11.8 strikeouts per nine innings as well as a career-best 0.923 WHIP ... His 1.38 ERA was also a career-best
- Led Astros minor leaguers with at least 10 starts with a 1.38 ERA
- Tossed a season-high six innings while allowing one run on three hits and striking out seven on Aug. 9 at Midland ... Threw five no-hit innings while striking out eight on May 11 vs. Amarillo
- Went 3-0 with a 0.72 ERA (2 ER/25 IP) in six first-half outings (four starts) with Corpus Christi ... Held hitters to a .056 batting average (12.0 IP) with runners in scoring position with Corpus Christi
- Rated the Astros No. 6 prospect by MLB.com at the end of the season ... Rated as Astros No. 21 prospect by Baseball America prior to season
- Assigned to Corpus Christi from Fayetteville on March 27 ... Placed on the 7-day injured list on April 26 ... Activated from the 7-day injured list on May 11 ... Placed on the 7-day injured list on May 21 ... Sent on rehab assignment to GCL Astros on July 2 ... Assigned to Fayetteville on July 16 ... Assigned to Corpus Christi on July 21

### **2018**

- Pitched with Class A Advanced Buies Creek (15 g, 12 gs) and Class A Quad Cities (9 g, 6 gs), going a combined 4-6 with a 2.97 ERA (37 ER/112 IP)
- Averaged a career-best 4.66 strikeout-to-walk ratio and set his career high in innings pitched and strikeouts as well
- Ranked fifth of Astros minor leaguers in strikeouts (135) ... Led Buies Creek pitchers with at least 70 innings pitched with a 2.69 ERA and a 10.5 strikeout-to-walk ratio
- Struck out a career-high 13 batters and matched his career high with seven innings pitched on July 20 vs. Salem
- Went 2-1 with a 1.98 ERA (6 ER/27.1 IP) in five July appearances (four starts), striking out 39 batters to just five walks
- Rated as the Astros No. 26 overall prospect by MLB.com at the end of the season

### **2017**

- Assigned to Quad Cities from Tri-City on March 30 ... Promoted to Buies Creek from Quad Cities on May 29
- Debuted at pro level with Gulf Coast League Astros (1 g, 1 gs) and Tri-City (11 g, 7 gs) and went a combined 0-3 with a 5.63 ERA (24 ER/38.1 IP)
- Set his career high with seven innings on Aug. 29 vs. Hudson Valley (7 IP, 1 H, 0 R, 1 BB, 6 SO)
- Assigned to GCL Astros on June 29 ... Promoted to Tri-City from GCL Astros on July 4

### **PERSONAL**

- Tyler C. Ivey
- Earned District 12-5A Pitcher of the Year honors from 2013-15 at Rockwall-Heath High School (Rockwall, Texas) ... Voted Class 5A All-State First Team by the Texas High School Baseball Coaches Association and Texas SportsWriters Association in 2015
- Selected as an Perfect Game All-American in 2015 ... Set Rockwall-Heath's ERA record with a 0.69 ERA as a senior in 2015
- Spent his freshman collegiate season with Texas A&M, going 2-3 with a 3.56 ERA (11 g, 10 gs) as a true freshman ... Transferred to Grayson County College (Denison, TX) for his sophomore season
- Rated by Baseball America as the No. 313 overall draft prospect leading up to the 2017 MLB Draft




# 2021 MEDIA GUIDE

TRIPLE-A AFFILIATE OF THE HOUSTON ASTROS

## SKEETERS PLAYERS

Year	Team	LG	W-L	ERA	G	GS	CG	SHO	SV	IP	H	R	ER	HR	BB	SO	HB	BK	WP
2017	Tri-City	NYPL	0-3	5.94	11	7	0	0	0	36.1	41	26	24	2	12	41	2	0	2
	Astros	GCL	0-0	0.00	1	1	0	0	0	2.0	1	0	0	0	2	3	0	0	1
2018	Buies Creek	CARL	3-3	2.69	15	12	1	0	1	70.1	50	26	21	3	21	82	2	0	5
	Quad Cities	MIDW	1-3	3.46	9	6	0	0	2	41.2	36	20	16	2	8	53	0	0	1
2019	Corpus Christi	TL	4-0	1.57	11	8	0	0	0	46.0	28	9	8	5	16	61	1	0	2
	Fayetteville	CARL	0-0	0.00	1	1	0	0	0	3.0	0	0	0	0	1	2	0	0	0
	Astros	GCL	0-0	0.00	2	2	0	0	0	3.0	0	0	0	0	3	5	0	0	2
<b>Minor League Totals</b>			<b>8-9</b>	<b>3.07</b>	<b>50</b>	<b>37</b>	<b>1</b>	<b>0</b>	<b>3</b>	<b>202.1</b>	<b>156</b>	<b>81</b>	<b>69</b>	<b>12</b>	<b>63</b>	<b>247</b>	<b>5</b>	<b>0</b>	<b>13</b>



**TAYLOR JONES**

### RANKINGS

Astros No. 22 prospect  
(MLB.com)

**POSITION:** IF/DH

**HEIGHT:** 6'7"

**BORN:** 12/06/1993 in Kent, WA

**WEIGHT:** 230

**ACQUIRED:** Drafted by the Houston Astros in the 19th round of the 2016 MLB Draft from Gonzaga University

**BATS:** Right

**THROWS:** Right

**AGE:** 26

\*As of May 6, 2021

### JONES' CAREER SUMMARY

#### 2020

- Received first Major League appearances, playing in 7 games for the Astros and recording a batting line of .190/.227/.381 with three runs, a double, a home run and three RBIs
- Made four starts at designated hitter and three starts at first base
- Made his Major League debut and start on July 26 vs. Seattle (0-2)
- Recorded his first Major League hit on Aug. 19 at Colorado against right-hander Ryan Castellani ... Hit first MLB home run on Aug. 22 at San Diego against right-hander Zach Davies
- Ended the season ranked as Astros No. 19 overall prospect by MLB.com and No. 30 overall prospect by Baseball America
- Participated in Astros Major League spring training as non-roster invitee ... Recalled from Astros Alternate Training Site on July 25 ... Optioned to Astros Alternate Training Site on July 27 ... Recalled from Astros Alternate Training Site on Aug. 18 ... Optioned to Astros Alternate Training Site on Aug. 29 ... Recalled from Astros Alternate Training Site on Aug. 29 ... Optioned to Astros Alternate Training Site on Aug. 30 ... Recalled from Astros Alternate Training Site on Sept. 28 ... Reassigned to minor leagues on Sept. 29

#### 2019

- Spent entire season with Triple-A Round Rock, appearing in 125 games and hitting .291/.388/.501 with 86 runs, 28 doubles, 22 home runs and 84 RBIs
- Appeared in 68 games at first base, 27 at left field, 15 at third base and three in right field
- Set professional career highs in runs, home runs, RBIs, batting average, on-base percentage, slugging percentage and walks (68)
- Ranked fifth amongst Astros minor leaguers in doubles and RBIs and was tied for fifth in home runs ... Ranked third out of the organization's minor leaguers in plate appearances (531) and was fourth in games played
- Had the fourth-highest slugging percentage of Astros minor leaguers with at least 450 plate appearances (17 qualifiers)



# 2021 MEDIA GUIDE

TRIPLE-A AFFILIATE OF THE HOUSTON ASTROS

## SKEETERS PLAYERS

- Voted an Astros MiLB.com Organizational All-Star
- Collected a career-high six RBIs and scored a career-high five runs on June 6 at Las Vegas (5-5, 5 R, 2B, HR, 6 RBI, 2 BB)
- Hit walk-off double in Game 2 of the best-of-five PCL American Conference Championship on Sept. 5 vs. Iowa
- Recorded a batting line of .373/.505/.590 with three home runs and 14 RBIs in 25 June games
- Rated as the Astros No. 28 overall prospect by MLB.com at the end of the season

### **2018**

- Appeared in 39 games with Triple-A Fresno and 84 with Double-A Corpus Christi ... Hit a combined .281/.374/.480 with 32 doubles, 18 home runs and 80 RBIs
- Made 99 appearances at first base and eight appearances at left field
- Voted a Texas League Midseason All-Star ... Selected as the Texas League All-Star Game Top Star after going 2-4 with a double in the game
- Ranked third amongst Astros minor leaguers in doubles (32), fourth in RBIs (80) and fifth in home runs (18)
- Led the Texas League in on-base percentage (.409), was ninth in the league with 63 RBIs and was tied for ninth with 25 doubles
- Led Corpus Christi with 13 home runs and 63 RBIs and was tied for the team lead with 25 doubles
- Went 2-for-5 with two home runs and a season-high five RBIs on May 30 at Springfield ... Went 3-for-5 with two runs, a home run and three RBIs in his Triple-A debut on June 28 at El Paso
- Hit .356/.469/.615 with seven home runs and 28 RBIs in the month of May with Corpus Christi
- Assigned to Corpus Christi from Class A Advanced Buies Creek on March 30 ... Promoted to Fresno on June 28 ... Assigned to Corpus Christi on July 22 ... Promoted to Fresno on July 29 ... Assigned to Corpus Christi on Aug. 24 ... Promoted to Fresno on Sept. 10

### **2017**

- Appeared in 105 games spent with Buies Creek (55 g) and Class A Quad Cities (50 g) ... Hit .222/.314/.322 with seven homers and 45 RBIs
- Collected a hit in nine of his first 10 games following promotion to Buies Creek (June 23-July 4) and hit .316 with a home run and three RBIs over that stretch
- Assigned to Quad Cities from Class A Short Season Tri-City on April 4 ... Promoted to Buies Creek on June 22

### **2016**

- Made his pro debut, appearing in 70 games with Tri-City and hit .252/.354/.415 with eight home runs and 38 RBIs ... Made all 61 defensive appearances at first base
- Led Tri-City with 64 hits, 17 doubles and 38 RBIs and was second on the team with eight home runs ... Led Tri-City qualifiers in batting average, on-base percentage and slugging percentage
- Ranked fifth in the New York-Penn League in doubles and was tied for fifth in home runs
- Went 2-for-4 with two runs, a double, a home run and a season-high five RBIs in his pro debut on June 17 vs. Connecticut
- Assigned to Tri-City on June 17

### **PERSONAL**

- Taylor Michael Jones
- Was a two-time Washington 4A state champion in baseball at Kentwood High School (Covington, Wash.) and also helped lead the school to a 4A state championship in basketball
- Was a Rawlings West/All-Regional first team as a senior at Kentwood High in 2012 ... Was a Baseball America Top 100 prospect leading into the 2012 MLB Draft
- Played collegiately at Gonzaga University as a two-player

SUGAR LAND SKEETERS




# 2021 MEDIA GUIDE

TRIPLE-A AFFILIATE OF THE HOUSTON ASTROS

## SKEETERS PLAYERS

- Voted First Team All-West Coast Conference as a junior in 2015 ... Led Gonzaga with a .358 average and posted a .414 on-base percentage and .545 slugging percentage
- Tied for second in NCAA lead with 27 doubles as a senior in 2016, also tying Gonzaga's single-season record ... Voted Second Team All-West Coast Conference and also led Gonzaga with 77 hits

Year	Team	LG	AVG	G	AB	R	H	2B	3B	HR	RBI	SB	CS	BB	SO	OBP	SLG	HB	SH	SF
2016	Tri-City	NYPL	.252	70	254	34	64	17	0	8	38	1	1	32	61	.354	.413	8	0	0
2017	Buies Creek	CARL	.225	55	191	17	43	5	1	2	17	0	0	28	51	.323	.293	1	0	3
	Quad Cities	MDW	.218	50	174	23	38	8	0	5	28	0	0	17	50	.303	.351	6	1	4
2018	Fresno	PCL	.210	39	143	16	30	7	1	5	17	0	0	16	46	.294	.378	2	0	2
	Corpus Christi	TL	.314	84	309	45	97	25	1	13	63	2	0	45	78	.409	.528	8	0	5
2019	Round Rock	PCL	.291	125	447	86	130	28	0	22	84	0	1	68	112	.388	.501	8	0	8
2020	Houston	AL	.190	7	21	3	4	1	0	1	3	0	0	1	7	.227	.381	0	0	0
<b>Major League Totals</b>			.190	7	21	3	4	1	0	1	3	0	0	1	7	.227	.381	0	0	0
<b>Minor League Totals</b>			.265	423	1518	221	402	90	3	55	247	3	2	206	398	.360	.437	33	1	22



**SETH MARTINEZ**

**POSITION:** RHP

**HEIGHT:** 6'2"

**BORN:** 08/29/1994 in Peoria, AZ

**WEIGHT:** 200

**BATS:** Right

**ACQUIRED:** Selected by the Houston Astros from the Oakland A's in the Triple-A Phase of the 2020 Rule 5 Draft

**THROWS:** Right

**AGE:** 26

\*As of May 6, 2021

## MARTINEZ'S CAREER SUMMARY

### 2020

- Did not appear at the MLB or MiLB level

### 2019

- Appeared in 42 games in relief between Double-A Midland (16 g) and Class A Advanced Stockton (26 g) ... Went 7-4 with a 2.51 ERA (20 ER/70.2 IP) and two saves ... Posted a career-best 9.3 strikeouts per nine innings
- Recorded a career-best 0.949 WHIP and 4.11 strikeout-to-walk ratio ... Tied for 10th amongst A's minor leaguers with 42 appearances
- Went 4-1 with a 1.26 ERA in 16 appearances following promotion to Midland ... His ERA was second-lowest amongst Midland pitchers with at least 20 innings pitched (19 qualifiers)
- Notched scoreless outings in 12 of 16 games with Midland ... Held right-handed hitters to a .106 batting average (21.0 IP) while with Midland ... Recorded a 0.96 ERA (9.1 IP) in late/close situations with Midland
- Assigned to Stockton from Class A Beloit on April 1 ... Promoted to Triple-A Las Vegas on June 9 ... Assigned to Stockton on June 10 ... Promoted to Midland on July 1

### 2018

- Spent entire season with Beloit and went 3-5 with a 3.28 ERA (26 ER/71.1 IP) and a career-high 15 saves



# 2021 MEDIA GUIDE

TRIPLE-A AFFILIATE OF THE HOUSTON ASTROS

## SKEETERS PLAYERS

- Tied for lead amongst A's minor leaguers in saves and was tied for fourth in appearances ... Ranked third in the Midwest League in saves
- Was second amongst Beloit relievers in innings pitched (71.1 IP) and was third amongst Beloit pitchers with at least 10 IP with a 3.22 strikeout-to-walk ratio (18 qualifiers)
- Converted eight of his first nine save opportunities on the season ... Went on a 15.0 IP scoreless streak spanning nine outings (June 21-July 18)

### 2017

- Made a combined 21 appearances (11 starts) with Beloit (20 g, 10 gs) and Class A Short-Season Vermont (1 g, 1 gs) ... Went 5-11 with a 3.41 ERA (38 ER/100.1 IP)
- Recorded professional career highs in innings pitched (100.1 IP) and strikeouts (76)
- Led Beloit pitchers with at least 40 innings (14 qualifiers) with 1.8 walks per nine innings
- Struck out a career-high eight batters on June 26 at Peoria (5 IP, 3 H, 1 R, 1 ER, 1 BB, 8 SO) ... Logged seven innings on Aug. 19 at Cedar Rapids and Sept. 4 vs. Cedar Rapids and allowed a combined one run and struck out 12 without a walk over those two starts
- Assigned to Beloit from AZL Athletics on May 15 ... Assigned to Vermont on June 21 ... Promoted to Beloit on June 26

### 2016

- Broke into the pro level with the Arizona League Athletics ... Went 0-0 with a 3.86 ERA (1 ER/2.1 IP) and one save
- Picked up first professional save on June 24 vs. the AZL Mariners
- Assigned to the AZL Athletics on June 20

### PERSONAL

- Seth Antonio Martinez
- Earned Second Team All-State honors as a junior at Sunrise Mountain High School (Peoria, AZ) in 2012
- Selected First Team All-Pac-12 as a junior at Arizona State in 2016 ... Voted a Second Team Louisville Slugger All-American in 2016 ... Ranked second in the Pac-12 in innings pitched (111.1 IP), third in strikeouts (94) and fourth in complete games (2)
- Finished Arizona State career 16-6 with a 3.50 ERA through 46 appearances


Year	Team	LG	W-L	ERA	G	GS	CG	SHO	SV	IP	H	R	ER	HR	BB	SO	HB	BK	WP
2016	Athletics	ARIZ	0-0	3.86	3	0	0	0	1	2.1	3	1	1	0	2	2	0	0	0
2017	Beloit	MIDW	5-10	3.49	20	10	0	0	1	95.1	90	46	37	9	19	73	5	0	1
	Vermont	NYPL	0-1	1.80	1	1	0	0	0	5.0	7	1	1	0	0	3	1	0	0
2018	Beloit	MIDW	3-5	3.28	42	0	0	0	15	71.1	68	32	26	5	18	58	6	0	4
2019	Midland	TL	4-1	1.26	16	0	0	0	0	28.2	21	5	4	0	9	33	1	0	0
	Stockton	CALL	3-3	3.35	26	0	0	0	2	43.0	29	16	16	3	9	41	4	0	1
<b>Minor League Totals</b>			15-20	3.11	108	11	0	0	19	245.2	218	101	85	17	57	210	17	0	6



# 2021 MEDIA GUIDE

TRIPLE-A AFFILIATE OF THE HOUSTON ASTROS

## SKEETERS PLAYERS



**J.J. MATIJEVIC**

**POSITION:** 1B/LF

**HEIGHT:** 6'0"

**BORN:** 11/14/1995 in North Huntingdon, PA

**WEIGHT:** 206

**BATS:** Left

**ACQUIRED:** Drafted by the Houston Astros in the Competitive Balance B Round (75th overall) of the 2017 MLB Draft from the University of Arizona

**THROWS:** Right

**AGE:** 25

\*As of May 6, 2021

## MATIJEVIC'S CAREER SUMMARY

### **2020**

- Assigned to Astros Major League Spring Training
- Ranked as the Astros No. 29 overall prospect by MLB.com at the end of the season

### **2019**

- Spent majority of the season with Double-A Corpus Christi (73 g) and also played with Class A Advanced Fayetteville (5 g) ... Hit a combined .251/.319/.441 with 11 home runs and 37 RBIs
- Ranked third on Corpus Christi with 21 doubles
- Hit .333 (6x18) with two home runs and two RBIs in five games with Fayetteville
- Appeared in the Arizona Fall League with the Peoria Javelinas and hit .255 (26x102) with four home runs and 17 RBIs in 27 games ... Was named an Arizona Fall League Rising Star
- Collected two two-homer games (both with Corpus Christi), coming on June 29 at Amarillo and July 2 at Frisco ... Notched a career-high five RBIs on July 2 at Frisco (3-5, 3 R, 2 HR, 5 RBI)
- Rated the Astros No 17 overall prospect by MLB.com and their No. 24 overall prospect by Baseball America
- Assigned to Corpus Christi from Fayetteville on March 27 ... Placed on restricted list on April 30 ... Assigned to Fayetteville on June 21 ... Promoted to Corpus Christi on June 27

### **2018**

- Appeared with Class A Advanced Buies Creek (88 g) and Class Quad Cities (13 g) and hit a combined .277/.350/.538 with 22 home runs, 62 RBIs and 13 stolen bases
- Set professional career highs in runs (66), doubles (26), home runs, RBIs, stolen bases and walks (44)
- Ranked third out of Astros minor leaguers in home runs, was ninth in doubles and tied for ninth in RBIs ... Was second of Astros minor leaguers who played at least 100 games (24 qualifiers) with a .538 slugging percentage and .887 OPS
- Tied for fifth in the Carolina League in home runs
- Selected as a Carolina League Postseason All-Star as well as the Carolina League Player of the Month for August
- Hit .260/.358/.548 with nine doubles, seven home runs and 15 RBIs in 26 games in August with Buies Creek
- Recorded four multi-home runs games and led Buies Creek with 19 home runs and 57 RBIs
- Went on an 18-game hitting streak with Buies Creek (May 18-June 6) and hit .338 (23x68) over that stretch
- Rated the No. 18 prospect in the Carolina League by Baseball America, the Astros No. 21 overall prospect by MLB.com and their No. 24 overall prospect by Baseball America



# 2021 MEDIA GUIDE

TRIPLE-A AFFILIATE OF THE HOUSTON ASTROS

## SKEETERS PLAYERS

- Placed on 7-day injured list by Quad Cities on April 25 ... Activated from 7-day injured list on May 5 ... Promoted to Fayetteville on May 8

### 2017

- Played majority of the season with Class A Short-Season Tri-City (53 g) and also appeared with Quad Cities (6 g) ... Hit a combined .228/.290/.394 with seven homers and 31 RBIs
- Appeared in 44 games at left field and one at first base
- Voted a New York-Penn League Midseason All-Star
- Led Tri-City with 34 runs, 48 hits, 14 doubles and 27 RBIs, and was tied for second on the team with six home runs
- Was tied for ninth in the New York-Penn League in runs and was tied for 10th in doubles and home runs
- Collected three hits in his professional debut on June 25 vs. Vermont (3-5, R) ... Recorded three-hit games in two of his first three games a pro (June 25 vs. Vermont, June 28 at Connecticut)
- Assigned to Tri-City on June 25

### PERSONAL

- Joseph John Matijevic
- Also drafted by the Boston Red Sox in the 22nd round of the 2014 MLB Draft out of Norwin High School (Irwin, PA)
- Rated as the No. 70 overall draft prospect prior to 2014 by Baseball America and the No. 70 prospect in 2017
- Won the Pac-12 batting title and was named to the All-Pac-12 first team as a junior at Arizona in 2017 ... Led the Pac-12 in batting average (.383), doubles (30), hits (92), RBIs (65), slugging percentage (.633) and total bases (152) in 2017
- Appeared with Falmouth of the Cape Cod League in 2015 and '16 ... Recorded a batting line of .376/.449/.533 with nine doubles, two homers and 15 RBIs for Falmouth in '16
- Voted a Baseball America High School All-American as a senior at Norwin High in 2014 ... Finished his high school career with a .483 batting average, 18 home runs and 90 RBIs ... Was a three-time All-State and All-Section honoree

Year	Team	LG	AVG	G	AB	R	H	2B	3B	HR	RBI	SB	CS	BB	SO	OBP	SLG	HB	SH	SF
2017	Quad Cities	MIDW	.125	6	24	2	3	0	0	1	4	0	1	1	9	.192	.250	1	0	0
	Tri-City	NYPL	.240	53	200	34	48	14	0	6	27	11	3	18	60	.302	.400	1	0	3
2018	Buies Creek	CARL	.266	88	335	58	89	20	3	19	57	10	13	36	103	.335	.513	1	0	4
	Quad Cities	MIDW	.354	13	48	8	17	6	1	3	5	3	0	8	10	.446	.708	0	0	0
2019	Corpus Christi	TL	.246	73	281	41	69	21	1	9	35	8	0	27	97	.314	.423	2	0	2
2019	Fayetteville	CARL	.333	5	18	3	6	1	0	2	2	0	0	2	4	.400	.722	0	0	0
<b>Minor League Totals</b>			.256	238	906	146	232	62	5	40	130	32	17	92	283	.325	.468	5	0	9



# 2021 MEDIA GUIDE

TRIPLE-A AFFILIATE OF THE HOUSTON ASTROS

## SKEETERS PLAYERS



**CHAS McCORMICK**

### RANKINGS

Astros No. 12 prospect  
(Baseball America)

Astros No. 19 prospect  
(MLB.com)

**POSITION:** OF

**BORN:** 4/19/1995 in West  
Chester, PA

**ACQUIRED:** Selected by the  
Houston Astros in the 21st  
round of the 2017 MLB Draft  
from Millersville University of  
Pennsylvania

**HEIGHT:** 6'0"

**WEIGHT:** 208

**BATS:** Right

**THROWS:** Left

**AGE:** 26

\*As of May 6, 2021

### McCORMICK'S CAREER SUMMARY

#### 2020

- Participated in Astros spring training as a non-roster invitee
- Had his contract selected by the Astros from their Alternate Training Site on Sept. 29 but did not make an appearance
- Rated as the Astros No. 21 overall prospect by MLB.com
- Appeared in seven games for Escogido of the Dominican Winter League ... Hit .269/.333/.385 with three doubles and an RBI in 30 plate appearances

#### 2019

- Split season between Triple-A Round Rock (57 g) and Double-A Corpus Christi (53 g) ... Set pro career highs in home runs (14), RBIs (66) and slugging percentage (.432)
- Selected as an Astros MiLB.com Organizational All-Star
- Ranked fifth of Astros minor leaguers who appeared in at least 100 games (29 qualifiers) with a .386 on-base percentage
- Broke camp with Double-A Corpus Christi and promoted to Triple-A Round Rock on June 11 ... Hit 10 home runs in 57 games following with Triple-A Round Rock
- Led Double-A Corpus Christi batters with at least 200 plate appearances with a .426 on-base percentage
- Went 3x5 with two home runs and six RBIs on July 20 at New Orleans ... Was his first professional multi-homer game and single-game pro high for RBIs
- Hit .396 (21x53) with a 1.055 OPS with runners in scoring position with Triple-A Round Rock
- Went 10x33 (.303) with two home runs and five RBIs during the Pacific Coast League postseason with Triple-A Round Rock
- Appeared in a combined 52 games at left field, 25 games at right field and 22 games in center field

#### 2018

- Divided time between Double-A Corpus Christi (69 g) and Class A Advanced Buies Creek (51 g) and hit a combined .273 (118x491) with 23 doubles, four home runs, 55 RBIs and 19 stolen bases
- Ranked eighth out of Astros minor leaguers with 19 stolen bases
- Broke camp with Class A Advanced Buies Creek and was promoted to Double-A Corpus Christi on June 5
- Went 7x20 (.350) with a 1.231 OPS and three home runs and four RBIs with Double-A Corpus Christi in the Texas League postseason ... Led Texas League with three home runs during the 2018 postseason
- Went on two 11-game hitting streaks, one with Class A Advanced Buies Creek hitting .395 over that stretch (17x43) and one with Double-A Corpus Christi hitting .366 over that stretch (15x41)
- Hit .429 (12x28) with a home run and 13 RBIs with two outs and runners in scoring position while with Class A Advanced Buies Creek
- Appeared in 68 games in right field and 30 games in left field



# 2021 MEDIA GUIDE

TRIPLE-A AFFILIATE OF THE HOUSTON ASTROS

## SKEETERS PLAYERS

### 2017

- Split time in first pro season with the Greeneville Astros (8 g), Class A Quad Cities (39 g) and Class A Advanced Buies Creek (4 g) ... Hit a career-best .298 (50x168) with two home runs, 22 RBIs and six stolen bases
- Began season with the Greeneville Astros ... Promoted to Class A Advanced Buies Creek on July 7 ... Assigned to Class A Quad Cities on July 12
- Went 3x4 with three runs and a walk in his pro debut on June 25 vs. Bristol
- Hit .371 (13x35) with a double, triple and six RBIs through nine Midwest League postseason games for Class A Quad Cities ... Ranked second in the Midwest League with 13 postseason hits
- Batted .340 (17x50) with runners on base while with Class A Quad Cities

### PERSONAL

- Chas Kane McCormick
- Finished career at Millersville University as school's all-time leader in hits, runs and RBIs ...
- Finished collegiate career as all-time hits leader in Pennsylvania State Athletic Conference (PSAC) history ... Ranks second in conference history in all-time runs scored and was sixth all-time in RBIS ... Career .373 batting average ranks sixth in school history
- Led Millersville in batting average (.379), home runs (9), RBIs (47) and runs (49) a senior in 2017 ... Named the PSAC Eastern Division Athlete of the Year ... Only player in school history to be named to All-PSAC East team four times
- Voted a third-team All-American by the American Baseball Coaches Association and Rawlings as a junior in 2016 ... Named the NCAA Atlantic Regional's Most Outstanding Player ... Ranked top 10 in the PSAC in average (.412), on-base percentage (.488), hits (91) and stolen bases (33)
- Named All-PSAC First Team as a sophomore in 2015 and was selected All-PSAC Second Team as a freshman in 2014
- Was a four-time All-Ches-Mont League selection at Henderson High School (West Chester, PA) ... Became first player in school history to record 1,000 points in basketball and 100 hits in baseball

Year	Team	LG	AVG	G	AB	R	H	2B	3B	HR	RBI	SB	CS	BB	SO	OBP	SLG	HB	SH	SF	
2017	Buies Creek	CARL	.188	4	16	0	3	0	0	0	0	1	0	0	2	.235	.188	1	0	0	
	Quad Cities	MDW	.262	39	122	21	32	6	1	2	18	1	3	11	16	.319	.377	0	1	2	
	Greeneville	APPY	.500	8	30	7	15	3	0	0	4	4	1	4	2	.559	.600	0	0	0	
2018	Corpus Christi	TL	.280	69	250	33	70	10	1	2	28	12	4	24	32	.344	.352	3	0	5	
	Buies Creek	CARL	.264	51	182	26	48	13	3	2	27	7	0	19	34	.332	.401	2	1	5	
2019	Round Rock	PCL	.262	57	191	39	50	3	3	10	44	7	1	28	34	.347	.466	0	0	6	
	Corpus Christi	TL	.277	53	177	26	49	3	3	4	22	9	3	39	28	.426	.395	7	0	0	
<b>Minor League Totals</b>				.276	281	968	152	267	38	11	20	143	41	12	125	148	.360	.400	13	2	18



# 2021 MEDIA GUIDE

TRIPLE-A AFFILIATE OF THE HOUSTON ASTROS

## SKEETERS PLAYERS



**JAKE MEYERS**

### RANKINGS

Astros Best Defensive Outfielder (Baseball America)

**POSITION:** OF

**HEIGHT:** 6'0"

**BORN:** 6/18/1996 in Omaha, NE

**WEIGHT:** 200

**ACQUIRED:** Selected by the Astros in the 13th round of the 2017 MLB Draft from the University of Nebraska-Lincoln

**BATS:** Right

**THROWS:** Left

**AGE:** 24

\*As of May 6, 2021

## MEYERS' CAREER SUMMARY

### 2020

- Invited to Astros Major League spring training as non-roster invitee
- Assigned to Astros Alternate Training Site from Double-A Corpus Christi on July 17

### 2019

- Spent majority of campaign with Class A Advanced Fayetteville (87 g) and was promoted to Double-A Corpus Christi (24 g) ... Hit a combined .249 (107x430) with 28 doubles, nine home runs, 47 RBIs, 12 stolen bases and a .724 OPS
- Ranked in a tie for fifth of Astros minor leaguers with 28 doubles ... Was fourth in the Carolina League and led Class A Advanced Fayetteville with 28 doubles
- Selected as a Carolina League Midseason All-Star with Class A Advanced Fayetteville
- Promoted to Double-A Corpus Christi on Aug. 3 ... Had a season-high four hits on Aug. 23 at Tulsa (4x5, 2 R, RBI)
- Went on a season-best 11-game hitting streak from April 14-26 with Class A Advanced Fayetteville and hit .385 with a home run and nine RBIs during the streak
- Appeared in 95 games in left field, seven games in right field and four games in center field

### 2018

- Split season nearly evenly between Class A Advanced Buies Creek (61 g) and Class A Quad Cities (60 g) ... Set professional careers highs with a .278 batting average (117x421), .363 on-base percentage, .423 slugging percentage, doubles (31) and stolen bases (16) ... Also added eight home runs and 46 RBIs
- Led Class A Quad Cities players who appeared in at least 60 games (11 qualifiers) with a .302 average, .383 on-base percentage and .476 slugging percentage ... Led Class A Quad Cities with 18 doubles and was second on the team with 13 stolen bases
- Ranked in a tie for fourth out of Astros minor leaguers with 31 total doubles on the season
- Collected back-to-back three-hit games with Class A Quad Cities (May 26-27 vs. Peoria) and went a combined 6x9 with a run and three doubles over the stretch
- Hit .350 (14x40) in 11 June games with Class A Quad Cities before receiving promotion
- Appeared in a majority of his games at center field (95 g)

### 2017

- Broke into pro level with Class A Short-Season Tri-City ... Appeared in 46 games and hitt .207 (28x135) with three home runs, 10 RBIs and 11 stolen bases
- Ranked in a tie for third on Tri-City with 11 stolen bases
- Made his pro debut on June 29 at Connecticut ... Collected first -- and only -- multi-homer game of his career on Sept. 4 at Vermont (2x3, 2 R, 2 HR, 3 RBI)



# 2021 MEDIA GUIDE

TRIPLE-A AFFILIATE OF THE HOUSTON ASTROS

## SKEETERS PLAYERS

- Ended season with four straight multi hit games, hitting .615 (8x13 with six runs, three home runs and four RBIs over that stretch
- Appeared in 33 games in center field, six games in right field and three in left field

### PERSONAL

- Jacob Berkshire Meyers
- Voted First Team All-Big-10, a Third-Team All-America by Baseball America and National Collegiate Baseball Writers Association (NCBWA) and Honorable Mention All-American by Perfect Game and Rawlings in 2017 as a senior at Nebraska
- Was a 2017 John Olerud Two-Way Player of the Year finalist after hitting .297 with a home run and 16 RBIs along with going 8-2 with a 3.42 ERA (32 ER/84.1 IP) in 14 starts
- Led Nebraska in runs scored (52), walks (39), on-base percentage (.439) and stolen bases (20) in 2017
- Voted Third-Team All-Big-10 in 2016 and was a Third-Team Preseason All-American by Perfect Game, NCBWA and D1Baseball.com leading into the 2017 season
- His father, Paul, was a First-Team All-American at Nebraska in 1986 and was selected by the San Francisco Giants in the fourth round of the 1986 MLB Draft

Year	Team	LG	AVG	G	AB	R	H	2B	3B	HR	RBI	SB	CS	BB	SO	OBP	SLG	HB	SH	SF
2017	Tri-City	NYPL	.207	42	135	17	28	4	0	3	10	11	2	12	30	.289	.304	4	0	1
2018	Buies Creek	CARL	.250	60	196	28	49	13	0	3	24	3	7	28	40	.341	.362	2	1	6
	Quad Cities	MIDW	.302	61	225	35	68	18	3	5	22	13	7	23	43	.383	.476	7	1	1
2019	Corpus Christi	TL	.213	24	89	9	19	0	1	1	6	3	3	11	20	.300	.270	0	0	0
	Fayetteville	CARL	.258	87	341	55	88	28	3	8	41	9	4	33	84	.336	.428	8	0	2
<b>Minor League Totals</b>			.274	274	986	144	252	63	7	20	103	39	23	107	217	.338	.395	21	2	10



### RANKINGS

Astros No. 27 prospect  
(MLB.com)

## NIVALDO RODRIGUEZ

**POSITION:** RHP

**HEIGHT:** 6'1"

**BORN:** 4/16/1997 in Naguanagua, Venezuela

**WEIGHT:** 214

**BATS:** Right

**ACQUIRED:** Signed by the Astros as an amateur free agent in June 2016

**THROWS:** Right

**AGE:** 24

\*As of May 6, 2021

### RODRIGUEZ'S CAREER SUMMARY

#### 2020

- Made his MLB debut and appeared in five games in relief with the Astros ... Went 0-1 with a 6.23 ERA (6 ER/8.2 IP) ... Struck out eight batters
- Made first Major League appearances on July 28 vs. Los Angeles (N.L.) ... 2 IP, 2 H, 0 R, 1 BB, 1 SO ... Picked up his first career strikeout against former National League MVP Cody Bellinger
- Set career highs in innings pitched (4) and strikeouts (5) in final outing of the season on Sept. 27 at Texas
- Was recalled from Astros Alternate Training Site on July 27 ... Optioned back to Astros Alternate Training Site on Aug. 14 ... Recalled from Astros Alternate Training Site on Sept. 27
- Rated as the Astros No. 24 overall prospect by MLB.com ... Rated as Astros No. 26 overall prospect by Baseball America



# 2021 MEDIA GUIDE

TRIPLE-A AFFILIATE OF THE HOUSTON ASTROS

## SKEETERS PLAYERS

### **2019**

- Spent bulk of the season with Class A Advanced Fayetteville (18 g, 9 gs) after beginning the year with Class A Quad Cities (6 g, 6 gs) ... Went a combined 6-6 with a 2.83 ERA (28 ER/105.0 IP)
- Posted career-best marks in WHIP (0.990), hits per nine innings (5.9) and innings pitched (105.0)
- Recorded the fourth-lowest WHIP of Astros minor leaguers with at least 60 innings pitched (40 qualifiers) ... Recorded second-lowest ERA of Astros minor leaguers with at least 100 innings pitched (16 qualifiers)
- Led Fayetteville pitchers with at least 50 innings pitched with a 1.041 WHIP
- Promoted to Class A Advanced Fayetteville on May 16
- Threw a shutout on May 2 at Lake County ... Was the first complete game and shutout of his pro career ... 7 IP, 2 H, 0 R, 1 BB, 9 SO
- Recorded three straight scoreless starts (May 2-16) between Class A Quad Cities and Class A Advanced Fayetteville, totalling 15 innings pitched and allowing just eight hits over that stretch
- Went 1-1 with a 2.31 ERA (3 ER/11.2 IP) in two Carolina League postseason starts with Class A Advanced Fayetteville .... Allowed just one run on three hits and struck out seven over six innings of work to get the win on Sept. 12 vs. Wilmington to give Class A Advanced a 2-1 lead in the best-of-five Carolina League Finals
- Rated as the Astros No. 25 overall prospect by MLB.com
- Was added to the Astros 40-man roster on Nov. 20

### **2018**

- Spent entire season with Class A Short-Season Tri-City ... Went 4-1 with a 2.91 ERA (18 ER/55.2 IP) in 14 games (seven starts)
- Tied for the fifth-fewest walks per nine innings (2.1) of Astros minor leaguers with at least 55 innings pitched (49 qualifiers)
- Led Class A Short-Season Tri-City in innings pitched and tied for team lead in wins ... Was second on the team of pitchers with at least five appearances (21 qualifiers) in walks per nine innings ... Posted lowest ERA of any pitcher on the team with at least 40 innings pitched (four qualifiers)
- Struck out a season-high seven batters in just 3.2 IP in relief on Aug. 20 vs. Brooklyn ... Logged a season-high six innings on Aug. 4 vs. Lowell (W, 6 IP, 2 H, 1 R, 1 ER, 2 BB, 2 SO)
- Held right-handed hitters to a .181 average on the season (19x105) ... Held batters to a .176 average in late/close situations (3x17) ... Went 3-0 with a 0.54 ERA in seven relief appearances compared to a 5.22 ERA in seven starts

### **2017**

- Began season with Astros Orange of the Dominican Summer League (6 g, 4 gs) and ended the year with the Gulf Coast League Astros (9 g, 3 gs) ... Went a combined 4-2 with a 2.05 ERA (13 ER/57.0 IP)
- Posted a career-high 9.9 strikeouts per nine innings ... Was second of Astros Orange pitchers with at least 15 innings pitched (18 qualifiers) with 10.0 strikeouts per nine innings
- Led Astros Orange pitchers with at least two innings pitched (28 qualifiers) with a 0.32 ERA
- Struck out a season-high nine batters on three hits over five scoreless innings on June 14 vs. the Dominican Summer League Tampa Bay Rays
- Promoted to the Gulf Coast League on July 8 ... Led the Gulf Coast League Astros with 34 strikeouts and was third on the team with 31.0 IP

### **2016**

- Broke into the pro level with Astros Orange of the Dominican Summer League ... Went 1-0 with a 1.17 ERA (1 ER/7.2) in five relief appearances

### **PERSONAL**

- Nivaldo Apolinar Rodriguez
- Signed by the Astros as part of their 2016 international free agent class
- Signed by Astros scouts Oz Ocampo, Tom Shafer and Roman Ocumarez



# 2021 MEDIA GUIDE

TRIPLE-A AFFILIATE OF THE HOUSTON ASTROS

## SKEETERS PLAYERS

Year	Team	LG	W-L	ERA	G	GS	CG	SHO	SV	IP	H	R	ER	HR	BB	SO	HB	BK	WP
2016	Astros Orange	DOSL	1-0	1.17	5	0	0	0	0	7.2	6	2	1	0	4	8	0	0	2
2017	Astros	GULF	1-2	3.48	9	3	0	0	0	31.0	32	15	12	1	11	34	2	1	2
	Astros Blue	DOSL	3-0	0.35	6	4	0	0	1	26.0	17	4	1	0	6	29	1	0	3
2018	Tri-City	NYPL	4-1	2.91	14	7	0	0	1	55.2	45	18	18	3	13	50	5	0	2
2019	Fayetteville	CARL	3-5	2.92	18	9	0	0	2	74.0	46	27	24	5	31	75	3	0	7
	Quad Cities	MIDW	3-1	1.16	6	6	1	1	0	31.0	23	6	4	2	4	39	0	0	3
2020	Houston	AL	0-1	6.23	5	0	0	0	0	8.2	15	7	6	3	6	8	0	0	1
<b>Major League Totals</b>			0-1	6.23	5	0	0	0	0	8.2	15	7	6	3	6	8	0	0	1
<b>Major League Totals</b>			15-9	2.40	58	29	1	1	4	225.1	169	72	60	11	69	235	11	1	19



**ANDRE SCRUBB**

**POSITION:** RHP

**HEIGHT:** 6'4"

**BORN:** 1/13/1995 in Fort Bragg, NC

**WEIGHT:** 270

**BATS:** Right

**ACQUIRED:** Acquired from the Los Angeles Dodgers on July 25, 2019, in exchange for IF Tyler White

**THROWS:** Right

**AGE:** 26

\*As of May 6, 2021

## SCRUBB'S CAREER SUMMARY

### 2020

- Made his first Major League appearances after an early-season call-up... Went 1-0 with a 1.90 ERA (5 ER/23/2 IP) and struck out 24 batters while logging a 238 ERA+
- Was fourth on the Astros in appearances and recorded the lowest ERA of any pitcher on the team ... Hiss 5.7 hits allowed per nine innings was the second-lowest of any pitcher on the team with at least 10 appearances ... His 1.90 ERA ranked third-lowest of American League rookies with at least 20 appearances (16 qualifiers) ... His 1.0 bWAR was the highest of any Astros reliever
- Called up from Astros Alternate Training Site on July 28 and made his MLB debut the same day vs. Los Angeles (N.L.) ... 2.2 IP, 2 H, 0 R, 3 BB, 2 K ... Still stands as his career-long outing ... Collected first MLB strikeout against Dodgers infielder Enrique Hernandez
- Struck out a career-high three batters on Sept. 4 at Los Angeles (AL) ... 2.1 IP, 0 H, 0 R, 3 BB, 3 SO
- Placed on Astros postseason roster for all three rounds ... Combined to go 0-0 with a 2.25 ERA (1 ER/4.0 IP) in four postseason appearances ... Tossed the bulk of his innings (3.0 IP) in the ALCS ... Collected a hold in Game 5 of the ALCS vs. the Tampa Bay Rays (1.1 IP, 2 H, 0 R, 0 BB, 2 SO)

### 2019

- Acquired by the Astros from the Dodgers in exchange for infielder Tyler White on July 25 ... Began year with Double-A Tulsa and finished out season with Double-A Corpus Christi ... Went a combined 6-1 with a 2.78 ERA (20 ER/64/.2 IP) with three saves in 41 appearances (two starts)
- Struck out 20 batters in 17 innings after joining Double-A Corpus Christi ... Did not allow an earned run through his first 8.2 innings pitched with Double-A Corpus Christi ... Went on a 20.1-inning streak without allowing an earned run while with Double-A Corpus Christi
- Collected his first save with Double-A Corpus Christi and struck out a season-high five batters on Aug. 3 vs. Midland
- Held right-handed hitters to a combined .182 average (22x121) on the season ... Held opponents to a .208 average (16x77) with runners in scoring position
- Despite being traded midseason, still finished second on Double-A Tulsa with six wins



# 2021 MEDIA GUIDE

TRIPLE-A AFFILIATE OF THE HOUSTON ASTROS

## SKEETERS PLAYERS

### 2018

- Divided his time between Double-A Tulsa (5 g), Class A Advanced Rancho Cucamonga (14 g) and Class A Great Lakes (19 g) ... Went a combined 7-2 with a 2.86 ERA (20 ER/63.0 IP) and a career-high five save, while striking out 72 batters
- Was selected as a Midwest League Midseason All-Star
- Posted his best numbers of the year with Class A Advanced Rancho Cucamonga ... 4-0, 0.38 ERA (1 ER/23.2 IP), 3 SV, 10.6 SO/9 ... Recorded the second-lowest ERA of Class A Advanced Rancho Cucamonga pitchers with at least 20 innings (22 qualifiers)
- Matched career-high of five strikeouts on May 7 at Beloit ... 2.1 IP, 1 R, 1 ER, 1 BB, 5 SO
- Held right-handed batters to a .109 average (7x64) while with Class A Advanced Rancho Cucamonga ... Did not allow a hit with runners in scoring position while with Class A Advanced Rancho Cucamonga (0x22)
- Was placed on 7-day injured list by Class A Great Lakes on May 16 ... Activated on May 23

### 2017

- Spent the entire season with Class A Great Lakes ... Went 6-2 with a 1.74 ERA (10 ER/51.2 IP) and two saves in 31 games (one start) ... Struck out 55 batters and matched his career-best 5.7 hits allowed per nine innings
- Led Class A Great Lakes in appearances and posted the lowest ERA of any pitcher on the team with more than one appearance ... Recorded second-lowest ERA of any Dodgers Minor Leaguer with at least 50 innings pitched (59 qualifiers) ... Posted the second-lowest ERA of any Midwest League pitcher with at least 30 appearances
- Tossed a career-high four innings on Aug. 16 vs. Lansing (4.0 IP, 3 H, 1 R, 1 ER, 0 BB, 4 SO) ... Matched his career-high of five strikeouts on Sept. 2 vs. Lake County (3.0 IP, 4 H, 1 R, 0 ER, 1 BB, 5 SO)

### 2016

- Began his pro career with the Arizona Rookie League Dodgers (10 g) ... Went 2-1 with a 2.13 ERA (3 ER/12.2 IP)
- Made his professional debut on July 2 vs. the AZL Brewers ... 1 IP, 0 H, 0 R, 0 BB, 0 SO
- Matched his professional career high of five strikeouts on Aug. 28 vs. the AZL Giants ... 2 IP, 0 H, 0 R, 1 BB, 5 SO
- Posted the second-fewest hits per nine innings (6.9) of AZL Dodgers pitchers with at least 10 innings pitched (17 qualifiers)

### PERSONAL

- Andre Darrell Scrubb
- Selected by the Los Angeles Dodgers in the eighth round of the 2016 MLB Draft from High Point University (High Point, N.C.)
- Played three seasons at High Point University ... Struck out 10 batters in a complete-game effort as a sophomore during the 2015 Big South Tournament ... Led High Point with 94 strikeouts as a junior ... Went 6-1 with a 2.50 ERA as a sophomore
- Ranked as the No. 299 prospect prior to the 2016 MLB Draft by Baseball America
- Graduated from CD Hylton High School (Woodbridge, Va.) ... Selected to the 2013 First-Team All-Atlantic Region by Perfect Game ... Named the News Messenger 2012 Prep Baseball Player of the Year as a junior in 2012 ... Was selected All-Area Player of the Year and Northwest Region Player of the Year in 2012

Year	Team	LG	W-L	ERA	G	GS	CG	SHO	SV	IP	H	R	ER	HR	BB	SO	HB	BK	WP
2016	Dodgers	ARIZ	2-1	2.13	10	0	0	0	0	12.2	9	5	3	1	7	18	0	0	3
2017	Great Lakes	MIDW	6-2	1.74	31	1	0	0	2	51.2	33	14	10	2	33	55	2	0	9
2018	Tulsa	TL	0-0	1.93	5	0	0	0	0	9.1	6	2	2	0	5	10	0	0	1
	Rancho Cucamonga	CALL	4-0	0.38	14	0	0	0	3	23.2	8	3	1	0	11	28	2	0	3
	Great Lakes	MIDW	3-2	5.10	19	0	0	0	2	30.0	33	21	17	3	16	34	2	0	4
	Glendale	AZFL	0-1	6.14	8	0	0	0	0	7.1	12	7	5	0	5	1	0	0	0
2019	Tulsa	TL	6-1	2.45	29	2	0	0	0	47.2	35	17	13	3	23	56	2	0	3
	Corpus Christi	TL	0-0	3.71	12	0	0	0	3	17.0	21	7	7	0	10	20	0	0	1
2020	Houston	AL	1-0	1.90	20	0	0	0	1	23.2	15	5	5	1	20	24	0	0	1
	<b>Major League Totals</b>		0-1	1.90	20	0	0	0	1	23.2	15	5	5	1	20	24	0	0	1
	<b>Major League Totals</b>		15-9	2.48	120	3	0	0	10	192.0	145	69	53	9	105	221	8	0	24



# 2021 MEDIA GUIDE

TRIPLE-A AFFILIATE OF THE HOUSTON ASTROS

## SKEETERS PLAYERS



**JOSE SIRI**

**POSITION:** OF

**HEIGHT:** 6'2"

**BORN:** 7/22/1995 in Sabana Grande De Boya, Dominican Republic

**WEIGHT:** 175

**BATS:** Right

**ACQUIRED:** Signed by the Astros as a minor league free agent on Dec. 23

**THROWS:** Right

**AGE:** 25

\*As of May 6, 2021

## SIRI'S CAREER SUMMARY

### **2020**

- Began the shortened season at the Alternate Training Site for the San Francisco Giants ... Designated for assignment on July 23 and was outrighted to Triple-A Sacramento on July 30
- Was claimed off waivers by the Seattle Mariners from the Cincinnati Reds on February 3 ... Claimed off waivers by the Giants from the Mariners on March 10
- Appeared in 21 games with the Gigantes del Cibao of the Dominican Winter League .. Hit .282 (31x110) with three home runs, 14 RBIs and seven stolen bases ... Led the team with seven doubles and seven stolen bases, and was tied for second in RBIs
- Signed a minor league contract with an invite to Major League spring training with the Houston Astros on Dec. 23
- Rated as the Seattle Mariners No. 30 overall prospect by Baseball America prior to the season

### **2019**

- Spent the bulk of the season at Double-A Chattanooga (101 g) in the Cincinnati Reds system while also appearing with Triple-A Louisville (30 g) ... Hit a combined .237 (111x468) with 11 home runs, 53 RBIs and 26 stolen bases
- Was tied for second of Reds Minor Leaguers in stolen bases ... Was tied for ninth in the Southern League with 21 stolen bases while with Double-A Chattanooga
- Hit .330 (31x94) with five home runs and 38 RBIs while batting with runners in scoring position with Double-A Chattanooga
- Helped lead the Estrella Orientales to a Dominican Winter League title in 2019 -- their first since 1968 -- and hit .591 (13x22) with three doubles, a home run, six RBIs and five stolen bases through six games in the Championship Series ... Named Championship Series MVP
- Went 2x4 with two home runs and four RBIs on July 1 at Jacksonville ... Collected a season-high
- Broke Major League Spring Training with Double-A Chattanooga ... Assigned to Triple-A Louisville for the rest of the season on Aug. 3
- Rated as the Reds No. 9 overall prospect by Baseball America ... Rated the Reds No. 15 overall prospect by MLB.com ... Voted "Best Arm" in the Reds Minor League system by Baseball America

### **2018**

- Divided time between Double-A Pensacola (66 g) and Class A Advanced Daytona (30 g) ... Hit a combined .239 (89x372) with 13 home runs, 43 RBIs and 23 stolen bases
- Ranked second in the Southern League with nine triples and ranked in a tie for fourth amongst Reds minor leaguers in stolen bases
- Hit 12 of his combined 13 home runs on the season in the second half, including five in July ... Went 3x5 with two home runs and four RBIs on July 18
- Appeared in 37 games for the Gigantes del Cibao of the Dominican Winter League ... Hit .275 (36x131) with three home runs, 11 RBIs and 13 stolen bases ... Led team in stolen bases and tied for team lead in home runs



# 2021 MEDIA GUIDE

TRIPLE-A AFFILIATE OF THE HOUSTON ASTROS

## SKEETERS PLAYERS

- Invited to Major League Spring training for the first time in his career ... Began season with Class A Advanced Daytona ... Was on the 7-day injured list from April 5-May 9 ... Assigned to Double-A Pensacola on June 21
- Rated as the Reds' No. 7 overall prospect by Baseball America ... Rated as the Reds' No. 14 overall prospect by MLB.com ... Rated as the Reds' best power hitter, fastest baserunner, best athlete and outfielder with the best arm by Baseball America prior to the season

### **2017**

- Had a breakout campaign with Class A Dayton ... Hit .293 (146x498) with 24 home runs, 76 RBIs and 46 stolen bases
- Voted Reds Minor League Hitter of the Year ... voted Minor League Player of the Month for July by the Reds and MiLB.com (.344, 10 HR, 21 RBI, 6 SB) ... Voted Midwest League Player of the Week for 6/19-6/25 and 7/10-7/16
- Led the Midwest League in runs (92), hits (146), total bases (264), extra-base hits (59), slugging percentage (.530) and stolen bases (46), finished second in home runs, tied for second in appearances, fourth in RBI and fifth in batting average
- Led all Reds minor leaguers in home runs and stolen bases, ranked third in RBIs and was sixth in batting average
- Became third player in Midwest League history to put together a season with at least 20 home runs and 40 stolen bases
- Went on a 39-game hitting streak from 6/22-8/3 (.341, 13 hr, 32 rbi, .671 slg) ... Was the longest hitting streak in Midwest League and Class A Dayton history ... Went on a 50-game on-base streak from 6/15-8/12, which was the longest on-base streak in the minors in 2017
- Was named a Midwest League Postseason All-Star ... Low Class A All-Star by Baseball America ... MiLB.com Organizational All-Star for the Reds
- Rated the fastest baserunner and best defensive outfielder in the Midwest League by Baseball America following the season
- Was added to the Reds 40-man roster on Nov. 20
- Appeared in 29 games with the Gigantes del Cibao of the Dominican Winter League (.321, 6 2b, 1 3b, 2 hr, 13 rbi, 11 sb)

### **2016**

- Appeared with both Class A Dayton (27 g) and Rookie League Billings (59 g) ... Hit a combined .265 (89x324) with 10 home runs, 28 RBIs and 20 stolen bases
- Led the Pioneer League in triples (9) and extra-base hits (30) ... Voted a Pioneer League Midseason All-Star
- Led Rookie League Billings with 10 home runs and was second on the team with 17 stolen bases ... led all players on the team with at least 150 plate appearances with a .908 OPS
- Hit a career-high three home runs on Aug. 7 at Ogden (4x4, 5 r, 3 hr, 3 rbi)
- Ranked the Reds No. 22 overall prospect leading into next season by MLB.com ... Ranked as the Reds No. 31 overall prospect by Baseball America

### **2015**

- Began the season with the Arizona League Reds (43 g) before a late-season callup to Rookie League Billings (3 g) ... Hit a combined .244 with three home runs, 19 RBIs and 11 stolen bases
- Tied for the Arizona Rookie League lead with nine triples ... Was tied for sixth in the league with 34 runs ... Led Rookie League Billings with nine stolen bases ... Was tied for second amongst Reds minor leaguers in triples

### **2014**

- Spent the entire season with the Arizona League Reds (46 g) ... Hit .248 (39x157) with two home runs, 11 RBIs and 12 stolen bases
- Tied for the Arizona League Reds team lead in triples (4) and stolen bases (12)

### **2013**

- Broke into the pro level by appearing in 63 games with the Dominican Summer League Reds ... Hit .303 (72x238) with five home runs, 30 RBIs and 17 stolen bases
- Led Reds minor leaguers and ranked second in the Dominican Summer League with nine triples
- Led the Dominican Summer League Reds in home runs and triples, and was second on the team with an .846 OPS



# 2021 MEDIA GUIDE

TRIPLE-A AFFILIATE OF THE HOUSTON ASTROS

## SKEETERS PLAYERS

Year	Team	LG	AVG	G	AB	R	H	2B	3B	HR	RBI	SB	CS	BB	SO	OBP	SLG	HB	SH	SF
2013	Reds	DOSL	.303	63	238	40	72	10	9	5	30	17	10	18	57	.363	.483	5	3	1
2014	Reds	ARIZ	.248	46	157	31	39	6	4	2	11	12	2	12	35	.310	.376	2	1	0
2015	Reds	ARIZ	.246	43	171	34	42	7	9	3	19	9	2	3	64	.259	.444	0	1	0
	Billings	PION	.200	3	5	1	1	0	0	0	0	2	0	1	1	.333	.200	0	0	0
2016	Dayton	MIDW	.145	27	83	5	12	3	0	0	3	3	2	2	34	.163	.181	0	1	1
	Billings	PION	.320	59	241	52	77	12	8	10	35	17	4	8	66	.348	.560	3	2	1
2017	Dayton	MIDW	.293	126	498	92	146	24	11	24	76	46	12	33	130	.341	.530	6	9	6
2017-18	Gigantes	DOWL	.321	29	78	16	25	6	1	2	13	11	3	3	25	.349	.500	1	1	1
2018	Pensacola	SOUL	.229	66	253	42	58	8	9	12	34	14	5	24	91	.300	.474	3	0	3
	Dayton	FLOR	.261	30	119	15	31	9	2	1	9	9	1	4	32	.280	.395	0	1	2
2018-19	Gigantes	DOWL	.275	37	131	24	36	7	2	3	11	13	3	8	39	.329	.427	3	0	1
2019	Louisville	IL	.186	30	102	10	19	4	1	0	3	5	2	9	39	.252	.245	0	1	0
	Chattanooga	SOUL	.251	101	366	46	92	15	1	11	50	21	6	33	126	.313	.388	1	2	3
2019-20	Gigantes	DOWL	.196	31	112	18	22	4	1	6	24	4	0	10	34	.264	.411	1	0	2
2020-21	Gigantes	DOWL	.282	28	110	21	31	7	0	3	14	7	3	12	34	.352	.427	0	0	0
<b>Minor League Totals</b>			.264	594	2233	368	589	98	54	68	270	155	46	147	675	.313	.447	20	21	17



**PETER SOLOMON**

## RANKINGS

Astros No. 15 prospect  
(MLB.com)

**POSITION:** RHP

**HEIGHT:** 6'4"

**BORN:** 8/16/1996 in Washington, DC

**WEIGHT:** 211

**BATS:** Right

**ACQUIRED:** Selected by the Astros in the fourth round of the 2017 MLB Draft from the University of Notre Dame

**THROWS:** Right

**AGE:** 24

\*As of May 6, 2021

## SOLOMON'S CAREER SUMMARY

### 2020

- Did not appear in game action in the regular season while rehabbing from Tommy John surgery as well as the cancellation of the Minor League season
- Participated in the Astros Instructional Camp in October
- Was added to the Astros 40-man roster on Nov. 20
- Rated as the Astros No. 25 overall prospect by Baseball American and No. 26 overall prospect by MLB.com at the end of the season

### 2019

- Spent the entire injury-shortened campaign with Class A Advanced Fayetteville ... Went 0-0 with a 2.35 ERA (2 ER/7.2 IP) in two starts before undergoing Tommy John surgery in June
- Struck out a career-high 11 batters 4.2 innings in his season debut on April 8 at Frederick
- Was rated as the Astros No. 18 overall prospect by MLB.com and No. 22 overall prospect by Baseball America

### 2018

- Put together his first full season as a professional, splitting time with Class A Quad Cities (19 g, 10 gs) and Class A Advanced Buies Creek (5 g, 3 gs) ... Went a combined 9-1 with a 2.77 ERA (26 ER/100.2 IP) ... Struck out 114 batters to just 32 walks and posted a 1.093 WHIP



# 2021 MEDIA GUIDE

TRIPLE-A AFFILIATE OF THE HOUSTON ASTROS

## SKEETERS PLAYERS

- Selected as a Midwest League Midseason All-Star
- Was one of 17 Astros minor leaguers to record at least 100 innings pitched and posted the second-lowest ERA of Astros minor leaguers to pitch at least 100 innings
- Led Class A Quad Cities with eight wins ... Was tied for third amongst Astros minor leaguers in wins
- Tossed a career-high seven innings, while not allowing a run and allowing just three hits to go with seven strikeouts, on June 10 at Peoria
- Was promoted to Class A Advanced Buies Creek on July 24 and made his final five appearances of the season there, going 1-0 with a 1.96 ERA (5 ER/23.0 IP)
- Rated as the Astros No. 27 overall prospect by MLB.com at the end of the season

### 2017

- Made just one appearance, coming with the GCL Astros, after being selected from Notre Dame
- Made his pro debut on Sept. 2 against the GCL Twins ... 1.0 IP, 0 H, 0 R, 0 BB, 0 SO

### PERSONAL

- Pitched for three seasons at Notre Dame (2015-17), appearing in both the bullpen and starting rotation ... Ended his career with 48 appearances (13 starts) and recorded a 3.85 ERA (56 ER/131 IP) along with 151 strikeouts
- Appeared with the Harwich Mariners of the Cape Cod League in 2016, going 1-0 with a 0.55 ERA in 10 games (four starts)
- Was rated as the No. 126 overall prospect by Baseball America heading into the 2017 MLB Draft
- Appeared at the prep level with Mount St. Joseph HS (Baltimore, Md.) ... Was rated as the top high school pitching prospect in Maryland heading into the 2014 MLB Draft, per Baseball America ... Was rated as the No. 261 overall prospect heading into the 2014 MLB Draft, per Baseball America
- Was named all-metro by the Baltimore Sun in both his junior and senior seasons ... Was also selected All-District First Team in both his junior and senior seasons
- Was selected by the San Diego Padres in the 22nd round of the 2014 MLB Draft

Year	Team	LG	W-L	ERA	G	GS	CG	SHO	SV	IP	H	R	ER	HR	BB	SO	HB	BK	WP
2017	Astros	GULF	0-0	0.00	1	1	0	0	0	1.0	0	0	0	0	0	0	0	0	0
2018	Buies Creek	CARL	1-0	1.96	5	3	0	0	0	23.0	16	5	5	0	4	26	0	0	1
	Quad Cities	MIDW	8-1	2.43	19	10	0	0	0	77.2	62	26	21	2	28	88	0	0	3
2019	Fayetteville	CARL	0-0	2.35	2	2	0	0	0	7.2	7	2	2	1	4	14	0	0	1
<b>Minor League Totals</b>			9-1	2.30	27	16	0	0	0	109.1	85	33	28	3	36	128	0	0	5



# 2021 MEDIA GUIDE

TRIPLE-A AFFILIATE OF THE HOUSTON ASTROS

## SKEETERS PLAYERS



**GARRETT STUBBS**

**POSITION:** C/LF

**HEIGHT:** 5'10"

**BORN:** 5/26/1993 in San Diego, CA

**WEIGHT:** 170

**ACQUIRED:** Selected by the Astros eighth round of the 2015 MLB Draft from the University of Southern California

**BATS:** Left

**THROWS:** Right

**AGE:** 27

\*As of May 6, 2021

## STUBBS' CAREER SUMMARY

### **2020**

- Made the Astros Opening Day roster and spent most of the season on the team's active roster ... Appeared in 14 games and hit .125 (1x8) with an RBI ... Was his first appearances on a MLB Opening Day roster
- Collected his hit on Aug. 1 at Los Angeles (AL), a single off right-hander Hansel Robles ... Collected his RBI on Aug. 2 at LAA, with a sacrifice fly in the 10th inning of what would go on to be a 6-5 Astros win
- Made his first career postseason appearance by catching a scoreless inning in Game 7 of the ALCS

### **2019**

- Received his first Major League call-up in late May, making his Major League debut on May 28 and appearing in 19 Major League games ... Was on Astros active roster from 5/26-6/19, 8/2-8/8 and 9/2-rest-of-season ... Spent rest of the season with Triple-A Round Rock (63 g)
- Batted .200 (7x35) with three doubles and two RBIs with the Astros ... Batted .240 (49x204) with seven home runs, 23 RBIs and 12 stolen bases with Triple-A Round Rock
- Got his first MLB call-up on May 26 (also his 26th birthday) ... Made his MLB debut on May 28 vs. Chicago (NL) (2x4, 2B, RBI) .... Doubled in his first career plate appearance, coming against left-hander Jon Lester ... Drove in his first career run in his second plate appearance with an RBI single off Lester
- Played in 11 across his three stints with the Astros, making six starts at catcher and also appearing in left field and right field
- Led Astros minor leaguers with catcher as their primary position with 12 stolen bases

### **2018**

- Spent the entire season with Triple-A Fresno (84 g) ... Batted .310 (92x297) with 19 doubles, six triples, four home runs, 38 RBIs and an .836 OPS
- Named a Pacific Coast League All-Star as well as a MiLB.com Organizational All-Star
- Was invited to Major League Spring Training as a non-roster invitee for the second straight season
- Appeared in eight games in the Pacific Coast League postseason for Triple-A Fresno ... Batted .269 (7x26) with a home run and six RBIs
- Led Triple-A Round Rock with six triples ... Was tied for seventh in the Pacific Coast League in triples
- Made 74 starts at catcher and also made six starts at designated hitter
- Was added to the Astros 40-man roster on Nov. 11

### **2017**

- Began the year at Double-A Corpus Christi (75 g) and eventually received first call-up to Triple-A Fresno (23 g) ... Batted a combined .232 (79x340) with 18 doubles, four home runs 37 RBIs and 11 stolen bases
- Was selected as a Texas League Midseason All-Star



# 2021 MEDIA GUIDE

TRIPLE-A AFFILIATE OF THE HOUSTON ASTROS

## SKEETERS PLAYERS

- Opened the season by hitting .341 (14x41) in 11 April games, with three doubles, three home runs and six RBIs
- Made 64 starts at catcher with Double-A Corpus Christi and recorded a 39.5 caught-stealing percentage (15 CS/38 ATT)
- Received his first call-up to the Triple-A level on Aug. 5

### 2017

- Appeared with both Class A Advanced Lancaster (55 g) and Double-A Corpus Christi (31 g) ... Batted a combined .304 (99x326) with a career-high 10 home runs to go with 54 RBIs and an .860 OPS
- Spent the offseason with the Glendale Desert Dogs of the Arizona Fall League (20 g) ... Batted .171 (12x70) with a home run and six RBIs
- Selected as an MiLB.com Organizational All-Star ... Voted Class A Advanced Lancaster Player of the Month for May and Double-A Corpus Christi Player of the Month for July
- His 10 home runs and 15 stolen bases led Astros minor leaguers with catcher as their primary position
- Recorded a combined caught stealing percentage of 50.9% ... Led California League catchers in caught stealing percentage at 57.1% (16 CS/28 ATT) ... Made all 86 of his starts on the season at catcher

### 2016

- Broke into the pro level with Short-Season Tri-City (11 g) and was called up to Class A Quad Cities 25 g) ... Batted a combined .263 (31x118) with five doubles and seven RBIs
- Made all 34 of his starts at catcher ... Recorded a caught stealing percentage of 55.6% (15 CS/27 ATT) ... Threw out seven-of-nine attempting basestealers with Short-Season Tri-City
- Made his professional debut on June 20 with Short-Season Tri-City at Connecticut ... Went 2x4 with a run and a walk

### PERSONAL

- Played four seasons at the University of Southern California ... Became the program's primary catcher after beginning his collegiate career in the outfield
- Won the Johnny Bench Award in 2015, recognizing the top catcher in NCAA Division I baseball ... Batted .346 with 20 stolen bases and a .435 on-base percentage ... Helped lead the Trojans to their first NCAA Division I Regional berth in nine seasons ... Stubbs hit .563 during the regional ... Was named the 2015 Pac-12 Defensive Player of the Year and was selected to the All-Pac-12 First Team
- His brother, C.J., was selected by the Astros in the 10th round of the 2019 MLB Draft from USC ... C.J. began his collegiate career as a pitcher before moving to catcher
- Graduated from Torrey Pines HS in San Diego in 2011 ... Was a four-year letterwinner and was twice-named All-CIF San Diego Section ... Was selected All-North County and All-Avocado League First Team his junior and senior seasons

Year	Team	LG	AVG	G	AB	R	H	2B	3B	HR	RBI	SB	CS	BB	SO	OBP	SLG	HB	SH	SF
2015	Quad Cities	MIDW	.274	25	84	15	23	5	0	5	1	0	14	2	.370	.333	0	3	2	
	Tri-City	NYPL	.235	11	34	5	8	0	0	2	2	0	7	3	.366	.235	0	1	0	
2016	Corpus Christi	TL	.325	31	120	23	39	9	1	4	16	5	0	14	11	.401	.517	2	0	1
	Lancaster	CALL	.291	55	206	35	60	13	0	6	38	10	3	29	37	.385	.442	5	0	4
2017	Glendale	AZFL	.171	20	70	13	12	4	0	1	6	2	0	10	10	.280	.271	1	0	1
	Fresno	PCL	.221	23	77	11	17	5	0	0	12	3	0	11	15	.341	.286	3	0	0
	Corpus Christi	TL	.236	75	263	36	62	13	0	4	25	8	0	32	44	.324	.331	3	1	1
2018	Fresno	PCL	.310	84	297	60	92	19	6	4	38	6	0	35	53	.382	.455	2	2	4
2019	HOU	AL	.200	19	35	8	7	3	0	0	2	1	0	4	7	.282	.286	0	0	0
	Round Rock	PCL	.240	63	204	33	49	11	0	7	23	12	2	24	38	.332	.397	5	0	2
2020	HOU	AL	.125	14	8	1	1	0	0	0	1	0	1	0	0	.111	.125	0	1	1
<b>Major League Totals</b>			.186	33	43	9	8	3	0	0	3	1	1	4	7	.250	.256	0	1	1
<b>Minor League Totals</b>			.272	367	1285	218	350	75	7	25	159	47	5	166	203	.361	.400	20	7	14



# 2021 MEDIA GUIDE

TRIPLE-A AFFILIATE OF THE HOUSTON ASTROS

## SKEETERS PLAYERS



**ABRAHAM TORO**

**POSITION:** IF

**HEIGHT:** 6'0"

**BORN:** 12/20/1996 in Longueuil, Canada

**WEIGHT:** 206

**BATS:** Switch

**ACQUIRED:** Selected by the Astros in the fifth round of the 2016 MLB Draft from Seminole State College (Seminole, OK)

**THROWS:** Right

**AGE:** 24

\*As of May 6, 2021

## TORO'S CAREER SUMMARY

### **2020**

- Made the Astros Opening Day roster and spent his first full season with the Astros ... Also appeared on Astros postseason roster for Wild Card Round, ALDS and ALCS ... Batted .149 (13x87) with three home runs and nine RBIs
- Ranked fourth in the American League with seven hit-by-pitches
- Appeared in 33 games (19 starts) ... Made 10 starts at third base, six at DH, two at first base and one at second base
- Made his first postseason appearances in Game 3 of the ALCS ... Drew a walk in his only plate appearance of the postseason
- Ranked as the Astros No. 6 prospect per Baseball America

### **2019**

- Began season with Triple-A Round Rock (16 g) and Double-A Corpus Christi (98 g) before making his Major League debut with the Astros in August (25 g)
- Was named the Astros Minor League Player of the Year after batting a combined .324 (143x442) at the minor league level with 17 home runs and 80 RBIs
- Made his Major League debut with a start at third base on Aug. 22 vs. Detroit (0x4) ... Was the fourth Canadian-born player to make his MLB debut with the Astros ... Was the eighth Canadian-born player to appear with the Astros and first since left-hander Erik Bedard (2013) ... First Canadian-born position player to appear with the Astros since outfielder Terry Puhl (1977-80)
- Astros went 14-6 in games started by Toro in August and September ... Made all 20 starts at third base
- Collected his first Major League hit on Aug. 23 vs. Los Angeles (AL) against right-hander Noe Ramirez (2x4) ... Recorded his first career Major League RBI on Aug. 25 vs. LAA with an RBI single
- Hit his first Major League home run on Aug. 29 vs. Tampa Bay against right-hander Emilio Pagan ... Also drew three walks that game and became the youngest Canadian-born player (22 y/o) to record a game with a home run and three walks ... Former Dodgers catcher Russel Martin previously held that record (25 y/o)
- Was the fifth Canadian-born player ever to hit two home runs through his first eight MLB games ... Danny Klassen (three home runs), Joey Votto, Brett Lawrie and Dave McKay also accomplished the feat
- Broke a scoreless tie with a two-out, ninth-inning home run off right-hander Ken Giles on Sept. 1 at Toronto, helping lead right-hander Justin Verlander to his third career no-hitter ... Was only inserted into the lineup after Yuli Gurriel was scratched with an injury ... Made the final putout of the game (5-3)
- Was named a Texas League Midseason All-Star prior to his MLB call-up ... Named Texas League Player of the Week for the week of May 6-12
- Collected a five-hit game while with Triple-A Round Rock on Aug. 8 at El Paso (5x6, 2 R, 2B, 3 RBI) ... Hit .424 in brief stint with Round Rock (16 g) before receiving promotion to Major Leagues
- Was rated as Astros No. 5 overall prospect by the end of the season by MLB.com ... Rated as the No. 13 prospect in the Texas League by Baseball America



# 2021 MEDIA GUIDE

TRIPLE-A AFFILIATE OF THE HOUSTON ASTROS

## SKEETERS PLAYERS

### 2018

- Divided time between Class A Advanced Buies Creek (83 g) and Double-A Corpus Christi (50 g) ... Batted a combined .247 (117x474) with 16 home runs, 78 RBIs and eight stolen bases
- Appeared in 19 games with the Scottsdale Scorpions of the Arizona Fall League following the season ... Batted .348 (23x66) with two home runs, eight RBIs and a 1.023 OPS
- Was tied for seventh amongst Astros minor leaguers in home runs ... Ranked second on Class A Advances Buies Creek with 14 home runs ... Was second on Buies Creek with 56 RBIs
- Named Carolina League Player of the Week for the week of June 18-24 ... Hit .500 (7x14) with two home runs and three RBIs through four games that week
- Received promotion to Double-A Corpus Christi at July 6 and finished out season at the Double-A level

### 2017

- Split time nearly evenly between Class A Quad Cities (37 g) and Short-Season Tri-City (32 g) ... Batted a combined .246 with 15 home runs, 33 RBIs and a .859 OPS
- Was tied for second on Short-Season Tri-City with six home runs ... Posted the highest batting average (.292) of any Tri-City player with at least 100 at-bats
- Recorded a multi-homer game on June 25 vs. Vermont (2x4, 2 R, 2 HR, 5 RBI)
- Appeared in first game with Class A Quad Cities on July 29 and spent rest of the season at the Class A level

### 2016

- Made his debut in the Astros minor league system with 44 appearances with Rookie League Greeneville ... batted .254 (45x177) with 19 RBIs and a .623 OPS
- Made his professional debut on July 8 vs. Burlington (1x4)

### PERSONAL

- Played his lone collegiate season at Seminole State Junior College (Seminole, OK) ... Batted .439 (90x205) with 14 doubles, 20 home runs and 86 RBIs in 55 games in 2016
- Grew up in Longueuil, Quebec, Canada, near Montreal ... Graduated from Edouard Montpetit HS in Montreal, which was the same high school attended by former Major Leaguers Eric Gagne and Russell Martin
- Older brother, Doug, played independent league baseball with the Les Capitales de Quebec of the Canadian-American League

Year	Team	LG	AVG	G	AB	R	H	2B	3B	HR	RBI	SB	CS	BB	SO	OBP	SLG	HB	SH	SF
2016	Greeneville	APPY	.254	44	177	20	45	6	3	0	19	2	1	10	31	.301	.322	3	0	3
2017	Quad Cities	MIDW	.209	37	134	25	28	3	2	9	17	2	0	21	30	.323	.463	2	0	1
	Tri-City	NYPL	.292	32	106	21	31	8	0	6	16	1	3	19	21	.414	.538	3	0	0
2018	Corpus Christi	TL	.230	50	178	16	41	15	2	2	22	3	3	17	46	.317	.371	6	0	1
	Buies Creek	CARL	.257	83	296	54	76	20	1	14	56	5	1	45	62	.361	.473	5	0	3
	Scottsdale	AZFL	.348	19	66	20	23	6	1	2	8	1	0	12	12	.463	.561	2	0	0
2019	HOU	AL	.218	25	78	13	17	3	2	2	9	1	1	9	19	.303	.385	1	0	1
	Round Rock	PCL	.424	16	66	17	28	9	0	1	10	0	1	10	5	.506	.606	2	0	1
	Corpus Christi	TL	.306	98	376	65	115	22	4	16	70	4	1	48	77	.393	.513	8	0	3
2020	HOU	AL	.149	33	87	13	13	2	0	3	9	1	1	3	23	.237	.276	7	0	0
<b>Major League Totals</b>			.149	58	165	26	30	5	2	5	18	2	2	12	42	.269	.327	8	0	1
<b>Minor League Totals</b>			.264	360	1333	218	364	83	12	48	210	17	10	170	272	.365	.461	29	0	12



# 2021 MEDIA GUIDE

TRIPLE-A AFFILIATE OF THE HOUSTON ASTROS

## SKEETERS PLAYERS



**HECTOR VELÁZQUEZ**

**POSITION:** RHP

**HEIGHT:** 6'0"

**BORN:** 11/26/1998 in Ciudad Obregon, Mexico

**WEIGHT:** 218

**BATS:** Right

**ACQUIRED:** Acquired by the Astros from the Orioles on July 29, 2020, for a player to be named later (RHP Miguel Padilla)

**THROWS:** Right

**AGE:** 32

\*As of May 6, 2021

## VELAZQUEZ'S CAREER SUMMARY

### 2020

- Was a member of three different organizations before finishing out the season with the Astros ... Began the year with the Boston Red Sox in Major League Spring Training ... Was claimed off waivers by the Baltimore Orioles on March 8 ... Traded to the Astros on July 29 ... Spent the remainder of the season at the Astros Alternate Training Site
- Spent the offseason with the Yaquis de Obregon of the Mexican Pacific Winter League ... Recorded a 1.62 ERA (3 ER/16.2 IP) through four starts ... Made one start in the Carribean World Series (4.2 IP, 4 H, 1 R, 1 ER, 4 BB, 1 SO)

### 2019

- Appeared on an Opening Day roster for the first time in his career, opening the season with the Red Sox ... Went 7-2 with a 3.18 ERA (30 ER/85.0 IP) in 47 games (eight starts) at the Major League level with Boston ... Posted MLB career highs in wins, appearances and innings pitched
- Was fifth in wins and appearances for a 2018 Red Sox team that went on to win the World Series ... Did not make any appearances in the post-season
- Tossed a season-high 5.2 innings (also his career high) and matched his season-high of five strikeouts of five strikeouts on April 1 at Tampa Bay and collected his first winning decision of the season ... 5.2 IP, 5 H, 1 R, 1 ER, 1 BB, 5 SO)
- Went a combined 5-0 with a 2.12 ERA (7 ER/29.2 IP) in 14 appearances (two starts) from March-May
- Made just one appearance in the minors, pitching a scoreless inning for Triple-A Pawtucket
- Pitched for the MLB team in the Japan All-Star Series in the offseason ... Made his only appearance on Nov. 14 against Samurai Japan, logging two innings ... Pitched in an exhibition game for the MLB team on Nov. 18 against the Yomiuri Giants in the Tokyo Dome and earned a winning decision for the MLB All-Stars

### 2018

- Had his contract purchased by the Red Sox from the Pirates de Campeche on Feb. 18 ... Went 3-1 with a career-low 2.92 ERA (8 ER/24.2 IP) in eight games (three starts) at the Major League level ... Was his professional stint a part of Major League or Minor League Baseball
- Began the season with Triple-A Pawtucket ... Was up and down from Major League level and Triple-A Pawtucket throughout the season ... Went 8-4 with a 2.21 ERA (25 ER/102.0 IP) in 19 starts with Triple-A Pawtucket ... Was a MiLB.com Organizational All-Star for Boston
- Made his Major League debut on May 18 at Oakland ... Took a losing decision ... 5 IP, 9 H, 6 R, 6 ER, 2 BB, 4 SO ... Picked up his first MLB strike-out against infielder Ryon Healy
- Picked up his first winning decision in his second career outing on June 14 at Philadelphia ... 3.1 IP, 1 H, 0 R, 1 BB, 2 SO
- Closed his season at the Major League level out with five straight scoreless outings (11 IP)



# 2021 MEDIA GUIDE

TRIPLE-A AFFILIATE OF THE HOUSTON ASTROS

## SKEETERS PLAYERS

### 2010-16

- Spent the first seven seasons of his professional career in the Mexican League ... Owns a career record of 72-54 with a 3.77 ERA (483 ER/1,152.1 IP) in 256 games (207 starts) between stints in the Mexican League and the Mexican Pacific Winter League
- Was the Mexican Pacific Winter League Pitcher of the Year in 2014 and '17 with the Mayos de Navojoa ... Led the Mexican Pacific Winter League in wins (9), strikeouts (87) and winning percentage (.750) during the 2016-17 season ... Led the league in wins (8) in 2013-14
- Selected Mexican League Rookie of the Year in 2010 with the Piratas de Campeche ... Went 6-4 with a 2.93 ERA (30 ER/92.0 IP) in 29 games (14 starts) that season
- Appeared with the Piratas de Campeche and Acereros de Monclova during his time in the Mexican League
- Logged two starts for Mexico in the 2016-17 Caribbean World Series ... Earned a winning decision on February 2, 2017, against the Dominican Republic ... Pitched six scoreless innings on February 6, 2017, vs. Puerto Rico in the Championship ... Mexico went on to lose 1-0 in 10 innings

Year	Team	LG	W-L	ERA	G	GS	CG	SHO	SV	IP	H	R	ER	HR	BB	SO	HB	BK	WP
2010	Campeche	MEX	6-4	2.93	29	14	1	1	0	92.0	84	33	30	6	39	50	4	0	6
2010-11	Obregon	MXPW	3-1	5.44	26	6	0	0	0	49.2	60	36	30	7	20	26	2	1	2
2011	Campeche	MEX	1-1	4.71	5	5	0	0	0	21.0	25	11	11	1	13	20	1	1	2
2011-12	Obregon	MXPW	0-2	5.23	10	4	0	0	0	20.2	20	14	12	1	10	9	1	0	0
2012	Campeche	MEX	11-7	4.40	19	19	0	0	0	104.1	111	55	51	14	32	79	6	0	7
2012-13	Navojoa	MXPW	2-6	5.94	14	14	0	0	0	69.2	78	48	46	8	40	52	3	0	6
2013	Campeche	MEX	3-5	4.19	22	22	0	0	0	124.2	147	65	58	17	39	91	7	0	8
2013-14	Navojoa	MXPW	8-1	2.17	13	13	0	0	0	74.2	50	23	18	4	26	60	5	0	2
2014	Campeche	MEX	11-7	4.10	21	21	0	0	0	118.2	120	59	54	11	39	98	10	0	6
2014-15	Navojoa	MXPW	0-7	7.33	11	11	0	0	0	46.2	56	40	38	4	37	41	6	0	2
2015	Campeche	MEX	6-4	4.44	18	17	0	0	0	95.1	98	54	47	10	35	70	9	0	5
2015-16	Navojoa	MXPW	5-2	2.92	13	13	0	0	0	71.0	60	28	23	4	21	36	1	0	3
2016	Monclova	MEX	5-1	2.47	22	22	1	1	0	131.1	115	43	36	8	16	120	2	0	8
2016-17	Navojoa	MXPW	9-3	2.32	14	14	1	0	0	85.1	78	24	22	6	16	87	1	0	4
2016-17	Mexico	CARS	1-0	0.82	2	2	0	0	0	11.0	9	2	1	0	3	11	0	0	0
2017	Boston	AL	3-1	2.92	8	3	0	0	0	24.2	21	8	8	4	7	19	0	0	0
	Pawtucket	IL	8-4	2.21	19	19	0	0	0	102.0	78	27	25	7	24	79	2	0	0
2017-18	Navojoa	MXPW	0-0	0.93	3	3	0	0	0	9.2	6	2	1	0	3	7	0	0	1
2018	Boston	AL	7-2	3.18	47	8	0	0	0	85.0	97	35	30	7	26	53	7	0	4
	Pawtucket	IL	0-0	0.00	1	0	0	0	0	1.0	0	0	0	0	0	1	0	0	0
2019	Boston	AL	1-4	5.43	34	8	0	0	0	56.1	58	40	34	7	28	49	3	0	2
	Pawtucket	IL	0-0	3.31	12	0	0	0	1	16.1	11	6	6	3	11	14	0	0	1
	Lowell	NYPL	0-0	0.00	1	1	0	0	0	1.0	1	0	0	0	0	2	0	0	0
2019-20	Navojoa	MXPW	1-1	1.80	10	3	0	0	0	10.0	11	9	2	1	7	11	1	0	0
2020-21	Mexico	CARS	0-1	1.93	1	1	0	0	0	4.2	4	1	1	0	4	1	0	0	0
2020-21	Navojoa	MXPW	0-0	1.80	1	1	0	0	0	5.0	1	1	1	1	0	3	0	0	0
2020-21	Obregon	MXPW	0-0	1.29	2	2	0	0	0	7.0	3	1	1	0	4	4	0	0	0
<b>Major League Totals</b>			11-7	3.90	89	19	0	0	0	166.0	176	83	72	18	61	121	10	0	6
<b>Minor League Totals</b>			8-4	2.32	33	20	0	0	1	120.1	90	33	31	10	35	96	2	0	1
<b>Mexican League Totals</b>			72-54	3.77	256	207	3	2	0	1152.1	1136	549	483	103	404	876	59	2	62



# 2021 SCHEDULE

All times in CST

## MAY

SUNDAY	MONDAY	TUESDAY	WEDNESDAY	THURSDAY	FRIDAY	SATURDAY
						1
2	3	4	5	6 7:35	7 7:35	8 7:35
9 2:35	10 7:35	11 7:35	12	13 7:05	14 7:05	15 7:05
16 1:05	17 7:05	18 6:05	19	20 7:05	21 7:05	22 6:05
23 6:05	24 7:05	25 7:05	26	27 7:05	28 7:05	29 6:05
30 6:05	31 2:05					

## JUNE

SUNDAY	MONDAY	TUESDAY	WEDNESDAY	THURSDAY	FRIDAY	SATURDAY
		1 7:05	2	3 7:05	4 7:05	5 7:05
6 2:05	7 7:05	8 7:05	9	10 7:05	11 7:05	12 6:05
13 6:05	14 7:05	15 7:05	16	17 8:05	18 8:05	19 8:05
20 7:05	21 7:35	22 7:35	23	24 6:05	25 7:05	26 6:05
27 6:05	28 7:05	29 7:05	30			

## JULY

SUNDAY	MONDAY	TUESDAY	WEDNESDAY	THURSDAY	FRIDAY	SATURDAY
				1 7:05	2 7:05	3 6:05
4 6:05	5 7:05	6 6:05	7	8 7:05	9 7:05	10 6:05
11 6:05	12 7:05	13 7:05	14	15 7:35	16 7:35	17 7:35
18 7:05	19 7:35	20 7:35	21	22 7:05	23 7:05	24 6:05
25 6:05	26 7:05	27 7:05	28	29 7:05	30 7:05	31 6:05

## AUGUST

SUNDAY	MONDAY	TUESDAY	WEDNESDAY	THURSDAY	FRIDAY	SATURDAY
1 6:05	2 7:05	3 7:05	4	5 7:05	6 7:05	7 7:05
8 6:05	9 7:05	10 6:05	11	12 7:05	13 6:05	14 6:05
15 6:05	16 7:05	17 7:05	18	19 7:05	20 7:05	21 6:05
22 6:05	23 7:05	24 7:05	25	26 8:05	27 8:05	28 8:05
29 7:05	30 7:35	31 12:05				

## SEPTEMBER

SUNDAY	MONDAY	TUESDAY	WEDNESDAY	THURSDAY	FRIDAY	SATURDAY
			1	2 7:05	3 7:05	4 6:05
5 6:05	6 2:05	7 7:05	8	9 7:05	10 7:05	11 6:05
12 6:05	13 7:05	14 6:05	15	16 7:05	17 7:05	18 6:05
19 2:05	20 7:05	21 7:05	22	23	24	25
26	27	28	29	30		

HOME

AWAY

RENO ACES

ROUND ROCK EXPRESS

OKLAHOMA CITY DODGERS

SACRAMENTO RIVER CATS

ALBUQUERQUE ISOTOPES

TACOMA RAINIERS

SALT LAKE BEES

EL PASO CHIHUAHUAS

LAS VEGAS AVIATORS

Tentative schedule as of 3/19/21. Subject to change.