

# OMAHA STORM CHASERS GAME NOTES

## @ INDIANAPOLIS INDIANS

LHP Anthony Veneziano (1-0, 6.92 ERA) @ RHP Cody Bolton (1-2, 2.84 ERA)

Saturday, June 10, 2023 | Game #60 | Road Game #29

6:05 CT/7:05 ET First Pitch | Victory Field | Indianapolis, Indiana

Radio: [stormchasers.mixlr.com](http://stormchasers.mixlr.com) | TV: Bally Live, MiLB.TV

27-32

28-32

Omaha Storm Chasers | 12356 Ballpark Way, Papillion, Nebraska 68046 | (402) 738-5100 | [OmahaStormChasers.com](http://OmahaStormChasers.com) | @OMASstormChasers

### UPCOMING SCHEDULE & PROBABLE PITCHERS

#### UPCOMING GAMES

#### OPPONENT





#### TIME (CT)

#### PROBABLE PITCHERS

Sunday, June 11	@ Indianapolis	12:35 p.m. CT	TBD @ LHP Cam Alldred (2-0, 3.90 ERA)
Tuesday, June 13	COLUMBUS	7:05 p.m. CT	TBD vs. TBD
Wednesday, June 14	COLUMBUS	12:05 p.m. CT	TBD vs. TBD
Thursday, June 15	COLUMBUS	7:05 p.m. CT	TBD vs. TBD

### THE MATCHUP

(UNDERLINE = MiLB LEADER) (BOLD = TRIPLE-A LEADER) (ITALICS = TRIPLE-A WORST)

			
.266 (4TH) - AVG - .266 (4TH)	5.64 (17TH) ERA > 4.50 (4TH)		
337 (8TH) < R	332 (9TH)	1.62 (17TH) WHIP > 1.46 (4TH)	
533 (6TH) < H	530 (7TH)	.278 (20TH) AVG > .250 (5TH)	
68 (12TH) < HR	63 (14TH)	523.1 (7TH) < IP	518.0 (11TH)
272 (10TH) BB >	279 (8TH)	570 (19TH) H >	493 (7TH)
502 (6TH) < K	558 (16TH)	366 (18TH) R >	292 (3RD)
124 (1ST) < SB	59 (11TH)	85 (18TH) HR >	51 (1ST)
.359 (9TH) OBP >	.363 (6TH)	277 (10TH) BB >	263 (6TH)
.439 (9TH) SLG >	.440 (8TH)	522 (14TH) K >	540 (9TH)
.798 (9TH) OPS >	.803 (7TH)	1 (12TH) SHO >	5 (1ST)

ALL-TIME vs. Indians .....	293-294 (.499)
SINCE 2021 in Omaha .....	16-7 (.696)
SINCE 2021 in Indianapolis .....	12-7 (.632)

2023 vs. Indians .....	7-0 (1.000)
2023 at Werner Park .....	
2023 at Victory Field .....	7-0 (1.000)

DATE	H/R	SCORE	WIN	LOSS	SAVE
3/31	R	W, 8-6	C. Snider	Y. De Los Santos	J. Staumont
4/1	R	W, 12-1	D. Parrish	C. Smith	-
4/2	R	W, 8-3	J. Kowar	D. Zamora	-
6/6	R	W, 4-2	C. Snider	Y. De Los Santos	B. Kriske
6/7	R	W, 9-7	E. Sisk	C. Bolton	-
6/8	R	W, 15-7	D. Parrish	O. Bido	-
6/9	R	W, 6-2	M. Castillo	K. Emanuel	-
6/10	R				
6/11	R				
7/14	H				
7/15	H				
7/16	H				
9/12	H				
9/13	H				
9/14	H				
9/15	H				
9/16	H				
9/17	H				

### STORM CHASERS ON THE RISE

5 Omaha players that appear on a Top-30 Royals prospects ranking

PLAYER (POSITION)	MLB PIPELINE	BASEBALL AMERICA
Tyler Gentry (OF)	Royals No. 6	Royals No. 7
Samad Taylor (INF/OF)	Royals No. 19	Royals No. 24
Tucker Bradley (OF)	Royals No. 26	-
Jackson Kowar (RHP)	-	Royals No. 17
Max Castillo (RHP)	-	Royals No. 18

### STORM CHASERS PRESS BOX



Game Notes compiled by Nicholas Badders

Credential Requests: [nicholasb@omahastormchasers.com](mailto:nicholasb@omahastormchasers.com)

Omaha Storm Chasers gameday information, as well as the 2023 Storm Chasers Media Guide can be found at [milb.com/omaha/ballpark/media](http://milb.com/omaha/ballpark/media) or by scanning the QR code to the right.



### YESTERDAY'S GAME

	1	2	3	4	5	6	7	8	9	R	H	E	LO
 Omaha	3	0	0	2	0	0	0	1	0	6	13	2	7
 Indianapolis	1	0	0	0	0	0	0	1	0	2	8	0	9

WIN: Max Castillo (1-6) | LOSS: Kent Emanuel (4-2) | SAVE: None

INDIANAPOLIS, IND. - The Omaha Storm Chasers scored three runs in the first inning and held a lead for the entire game, beating the Indianapolis Indians 6-2 Friday night at Victory Field.

- ▶ The Chasers opened the game with a bang and immediately loaded the bases, on a **Dairon Blanco** single, **Samad Taylor** double and **Tyler Gentry** hit-by-pitch ... with one out, **Logan Porter** singled in Blanco and Taylor, then with two outs, **Jakson Reetz** doubled in Gentry for an early 3-0 lead.
- ▶ Omaha starting pitcher **Max Castillo** allowed a leadoff home run in the bottom of the first inning to **Nick Gonzales**, but quickly found a groove and kept Indianapolis off the board the rest of the way, allowing just the one run over 6.0 innings with four hits and a walk, with a season-high eight strikeouts ... Castillo struck out at least one in every inning and retired his final six batters, his second quality start and first win of the year.
- ▶ **Brewer Hicklen** doubled Omaha's lead in the fourth inning, as Reetz doubled in his second at-bat of the day, then scored on a two-run homer from Hicklen, the outfielder's fourth home run of the year for a 5-1 lead.
- ▶ The two teams traded runs in the eighth, as Porter, Reetz and Hicklen all singled, then Porter scored on an **Angelo Castellano** groundout.
- ▶ While reliever **Collin Snider** retired his first four batters behind Castillo, including a 1-2-3 seventh inning, he allowed a pair of singles in the eighth and handed the ball off to **Evan Sisk** ... Sisk allowed one of two inherited runners to score, but worked out of the inning ... **Brooks Kriske** followed behind Sisk with a scoreless ninth inning to secure a 6-2 win.
- ▶ The victory was Omaha's fourth straight over Indianapolis to secure the team's third series win and improved the Chasers to 7-0 at Victory Field this season.

### NOTES AND NUGGETS THAT'S WHAT SPEED DO

- With four steals yesterday, the Chasers have 124 steals in 59 games (average 2.10 SB/game) and have been caught only 23 times for a success rate of 84.35%.
- ▶ 124 steals are the most of any Triple-A team and tied 3rd of all teams in Minor League Baseball ... the Lynchburg Hillcats lead the minors (146).
- ▶ Outfielder **Dairon Blanco** stole two bases yesterday and 1st in *Minor League Baseball with 44 steals this season* (in 50 tries), ahead two players with 40 ... Blanco stole 22 bases in 19 games in May and 9 in 8 games in June, with already has 12 games of 2+ steals this year, including 3 straight and his last 5 games with a steal.
- ▶ With 44 steals in Omaha's 59 games played, Blanco is on pace for 110 steals this year ... last year he set the Storm Chasers (2011-present) record with 45 steals, he will likely challenge for Omaha's (1968-present) single-season record of 75 steals in 1979 set by **Germán Barranca**, he is 32 steals away from breaking that record ... Blanco's 98 career steals with Omaha are the third-most all-time in franchise history, behind **Gary Thurman** (139) and Barranca (115), he is 42 steals away from that record.
- ▶ **Samad Taylor** is 2nd on the team behind Blanco with 30 steals (in 35 attempts) and ranks 3rd in the league, 3rd in Triple-A and is 8th in the Minors ... he stole 14 bases in 26 games last month and has 4 bases in June.
- ▶ The Chasers have stolen at least one base in 42 of 59 games (71%), with multiple steals in 35 games and 9 occasions of 5+ steals.

### WHITE HOT BLANCO

- While he is one of the fastest players in Royals system and International League, **Dairon Blanco** has gotten on base plenty too, as one of the league's best hitters.
- ▶ Among qualified International League hitters, Blanco ranks 4th in on-base percentage (.438) and 6th in average (.339), on top of his Minor League best 44 steals.
- ▶ He has hits in 13 of his last 14 games, including 7 multi-hit games and an 8-game hitting streak, Omaha's longest active streak and 2nd-longest this season.
- ▶ Blanco has reached base in his last 20 games (May 13 to June 9), the longest on-base streak for a Storm Chaser hitter this year ... he's 30-for-73 (.411) at the plate in that span with a .500 OBP.

### CHALLENGING THE SYSTEM

- With the ABS Challenge system in affect on Friday-Sunday games, the Storm Chasers as a club are 22-for-58 on ABS challenges this year, a 38% success rate.
- ▶ Catcher **Jakson Reetz** has made over half of Omaha's challenges, he is 13-for-31 (42%) ... the rest of the team combined is 9-for-27 (33.3%), including catcher **Logan Porter**, who is 3-for-8 (1-for-5 as a catcher and 2-for-3 as a hitter).
- ▶ Last week vs. Memphis, Omaha went 1-for-8 (12.5%) in challenges, its worst series of the year but yesterday, the team went 3-for-4 (75%).
- ▶ A 0-0 count is the most likely situation for Omaha to challenge, with 14 of its 58 challenges coming on the first pitch ... 11 challenges have come in the 6th inning, including 7 successful challenges in that frame of the game.

### GOING STREAKING

- Omaha enters today's game on a 4-game winning streak, its longest winning streak of the 2023 season.
- ▶ The Storm Chasers have just three streaks of 3+ wins this season, two of them have come against Indianapolis, with Omaha winning 3 straight from March 31 to April 2.
- ▶ A four-game winning streak matches Omaha's longest winning streak last year, the club had four separate 4-game winning streaks ... in 2021, Omaha had a 9-game streak from May 22 to June 1.

### AT A GLANCE

#### RECENT (W4)

Last 5 Games .....	4-1
Last 10 Games .....	6-4
Last 20 Games .....	11-9

#### HOME/AWAY

Home Games .....	11-20
Away Games .....	16-12

#### TIME OF DAY

Night Games .....	17-22
Day Games .....	10-10

#### MONTH

March .....	1-0
April .....	9-15
May .....	12-14
June .....	5-3
July .....	
August .....	
September .....	

#### OPPONENT

vs. Columbus .....	
vs. Gwinnett .....	1-5
vs. Indianapolis .....	7-0
vs. Iowa .....	2-2
vs. Louisville .....	2-4
vs. Memphis .....	2-4
vs. Nashville .....	2-4
vs. Rochester .....	
vs. Scranton/WB .....	3-3
vs. St. Paul .....	2-4
vs. Toledo .....	6-6

#### DAY OF THE WEEK

on Monday .....	
on Tuesday .....	3-7
on Wednesday .....	3-7
on Thursday .....	4-6
on Friday .....	9-2
on Saturday .....	3-6
on Sunday .....	5-4

#### THIS WEEK'S SERIES

Record .....	4-0
Batting Average .....	(.307)
Runs/Per Game .....	34/8.5
Home Runs .....	4
ERA .....	4.50 (18 ER / 36.0 IP)
Strikeouts (K/9) ....	44 (11.0)
Saves/Opportunities ...	1/1

## QUICK FACTS

Founded.....	2011 (1969-2010: Omaha Royals)
Colors.....	Royal Blue, Twister Gold, Blackout Black
League.....	International League (Since 2021)
Ownership.....	Alliance Baseball Omaha LLC
General Manager.....	Laurie Schlender (4th Year)
Home Ballpark (Capacity).....	Werner Park (9,023, 6,254 fixed seats)
Dimensions.....	LF- 310 CF- 402 RF- 315

## ROSTER BREAKDOWN

Age 22.....0	Native of Cuba.....1
Age 23.....0	Native of Mexico.....1
Age 24.....3	Native of Panama.....1
Age 25.....4	Native of United States.....20
Age 26.....7	Native of Venezuela.....2
Age 27.....6	Acquired by Royals via Free Agency.....9
Age 28.....1	(International).....2 (Minor League) ...4 (Undrafted).....3
Age 29.....2	Acquired by Royals via Trade.....7
Age 30.....2	Acquired by Royals via First Year Player Draft.....9
Age 31.....0	(High School).....0 (Rounds 1-5).....1 (2015-17 Drafts).....2
Age 32.....0	(2nd Year/College).....1 (Rounds 6-10).....4 (2018 Draft).....2
Average Age.....26 Years 175 Days	(3rd Year/College).....5 (Rounds 11-20).....2 (2019 Draft).....4
Median Age.....26	(4th+ Year/College).....3 (Rounds 21-40).....2 (2020 Draft).....1

## PRO-NUN-SEE-AY-SHUNS

### PLAYERS

0 SAMAD TAYLOR.....	(suh-mod)
2 RYAN GOINS.....	(GO-ins)
6 CLAY DUNGAN.....	(duhn-ginn)
12 JOHAN CAMARGO.....	(YO-hahn kuh-MAR-go)
16 DAIRON BLANCO.....	(DYE-rone)
17 ANGELO CASTELLANO.....	(kass-tay-AH-noh)
36 DANIEL MENGDEN.....	(MING-den)
41 ANDRÉS NÚÑEZ.....	(ahn-drez NOON-yez)
50 MAX CASTILLO.....	(ca-STEE-yo)
55 JONAH DIPOTO.....	(dih-POH-to)
56 ANTHONY VENEZIANO.....	(va-nee-ee-ah-no)
58 BROOKS KRISKE.....	(KRIS-kee)

### COACHES

23 MIKE JIRSCHKE.....	(jursh-LEE)
33 DAVID NOWORYTA.....	(Nova-REE-tah)
52 BIJAN RADEMACHER.....	(bee-ZHON RAH-de-moch-err)

## UNIFORM RECORDS

### STANDARD UNIFORMS

<b>Blue Vortex</b> Home: 5-10 Road: 0-0	<b>Blue O-Bolt</b> Home: 2-1 Road: 16-13	<b>Powder SC</b> Home: 3-5 Road: 0-0	<b>Powder O</b> Home: 1-0 Road: 0-0
<b>Home White</b> Home: 4-9 Road: 0-0	<b>Road Grey</b> Home: 0-0 Road: 8-7	<b>Blue O-Bolt</b> Home: 2-1 Road: 8-6	<b>Powder Blue</b> Home: 3-5 Road: 0-0

### SPECIALTY/THEME NIGHTS

<b>Black O-Bolt</b> Home: 0-2 Road: 0-0	<b>Patriotic</b> Home: 0-0 Road: 0-0	<b>Runzas</b> Home: 0-1 Road: 0-0	<b>Cattlemen</b> Home: 0-0 Road: 0-0	<b>Rockets</b> Home: 0-0 Road: 0-0	<b>Marvel</b> Home: 0-0 Road: 0-0	<b>Throwback</b> Home: 0-0 Road: 0-0
<b>Community</b> Home: 0-2 Road: 0-0	<b>Star Wars</b> Home: 1-0 Road: 0-0	<b>Patriotic</b> Home: 0-1 Road: 0-0	<b>Runzas</b> Home: 0-1 Road: 0-0	<b>Cattlemen</b> Home: 0-0 Road: 0-0	<b>Rockets</b> Home: 0-0 Road: 0-0	<b>Marvel</b> Home: 0-0 Road: 0-0

## RECENT TRANSACTIONS

### 2023 BREAKING ROSTER

**Pitchers (15):** RHP Max Castillo, LHP Austin Cox, RHP Jonathan Heasley, RHP Jackson Kowar, RHP Brooks Kriske, LHP Marcelo Martinez, RHP Mike Mayers, RHP Andrés Núñez, LHP Drew Parrish, LHP Evan Sisk, RHP Collin Snider, RHP Josh Staumont, LHP Josh Taylor, RHP Ryan Weiss, RHP Nick Wittgren

**Catchers (3):** Freddy Fermin, Logan Porter, Jakson Reetz

**Infielders (6):** CJ Alexander, Angelo Castellano, Maikel Garcia, Nick Loftin, Nick Pratto, Samad Taylor

**Outfielders (3):** Dairon Blanco, Tucker Bradley, Brewer Hicklen

20. 5/4	LHP <b>Marcelo Martinez</b> played on the Development List	40. 5/19	LHP <b>Anthony Veneziano</b> transferred to Omaha from NW Arkansas (AA)
21.	OF <b>Franmil Reyes</b> optioned to Omaha	41.	RHP <b>Max Castillo</b> recalled by KANSAS CITY from Omaha
22.	INF <b>Clay Dungan</b> activated from the 7-Day Injured List	42. 5/20	RHP <b>Jackson Kowar</b> optioned to Omaha
23.	LHP <b>Austin Cox</b> optioned to Omaha	43.	RHP <b>Ryan Weiss</b> released
24. 5/5	RHP <b>Jonathan Heasley</b> recalled by KANSAS CITY from Omaha	44. 5/22	INF <b>Nicky Lopez</b> returned to KANSAS CITY from rehab assignment to Omaha
25.	OF <b>Nate Eaton</b> recalled by KANSAS CITY from Omaha	45. 5/23	INF <b>Greyson Jenista</b> activated by Omaha
26. 5/6	RHP <b>Daniel Mengden</b> activated from the Development List	46.	INF <b>CJ Alexander</b> placed on the 7-Day Injured List
27. 5/7	LHP <b>Daniel Lynch</b> 's rehab assignment transferred to Omaha	47.	RHP <b>Nick Wittgren</b> selected by KANSAS CITY from Omaha
28.	RHP <b>Jonathan Heasley</b> optioned to Omaha	48.	RHP <b>Max Castillo</b> optioned to Omaha
29.	RHP <b>Max Castillo</b> recalled by KANSAS CITY from Omaha	49. 5/24	OF <b>Nate Eaton</b> optioned to Omaha
30. 5/8	RHP <b>Jose Cuas</b> recalled by KANSAS CITY from Omaha	50. 5/26	OF <b>Drew Waters</b> returned to KANSAS CITY from rehab assignment
31.	RHP <b>James McArthur</b> optioned to Omaha	51. 5/28	LHP <b>Daniel Lynch</b> returned to KANSAS CITY from rehab assignment
32.	OF <b>Franmil Reyes</b> designated for assignment.	52.	INF <b>CJ Alexander</b> activated from the 7-Day Injured List
33. 5/9	OF <b>Drew Waters</b> sent on a rehab assignment to Omaha	53.	INF <b>Greyson Jenista</b> transferred to NW Arkansas (AA) from Omaha
34. 5/12	RHP <b>Brett de Geus</b> assigned to Omaha and placed on the Development List	54. 5/30	RHP <b>Brett de Geus</b> transferred to NW Arkansas (AA) from Omaha
35. 5/16	INF <b>Nicky Lopez</b> sent on a rehab assignment to Omaha	55. 6/1	INF <b>Nick Loftin</b> placed on the 7-Day Injured List
36.	INF <b>Johan Camargo</b> activated from the 7-Day Injured List	56.	LHP <b>Marcelo Martinez</b> activated from the Development List
37.	RHP <b>Max Castillo</b> optioned to Omaha	57. 6/2	RHP <b>Jackson Kowar</b> recalled by KANSAS CITY from Omaha
38.	RHP <b>Jackson Kowar</b> recalled by KANSAS CITY from Omaha	58. 6/7	LHP <b>Austin Cox</b> recalled by KANSAS CITY from Omaha
39. 5/17	RHP <b>Mike Mayers</b> selected by KANSAS CITY from Omaha	59. 6/9	OF <b>Nate Eaton</b> recalled by KANSAS CITY from Omaha



### MANAGER: MIKE JIRSCHLE • #23

- Mike Jirschele returns for his 15th season as Omaha's manager, his 18th season managing in Minor League Baseball and 32nd season overall with the Royals organization, named to the position of Storm Chasers manager on January 13, 2023, after previously managing Triple-A Omaha from 1995-97 and 2003-13.
- Jirschele served on the Kansas City Royals coaching staff as the Third Base Coach from 2014-19 and won the World Series in 2015. Jirschele most recently served as the bench coach under manager Chris Witheridge during the 2022 season with the Double-A Northwest Arkansas Naturals. He spent the 2021 season as Witheridge's bench coach for the High-A Central champion Quad Cities River Bandits and served as Special Assistant to the General Manager in 2020.
- In his second stint as Omaha's manager, over 11 years from 2003 to 2013, he led the team to four division titles, three consecutive trips to the Pacific Coast League Championship Series (2011-2013), two PCL titles (2011, 2013) and the team's first of two Triple-A National Championships in 2013.
- He earned the 2011 Mike Coolbaugh Award for *outstanding baseball work ethic, knowledge of the game and skill in mentoring young players on the field* and he is a four-time recipient of the Dick Howser Award (1992, 1994, 2005, 2011), recognizing outstanding work in player development within the Royals organization.
- Prior to his time with Omaha and Kansas City, he served as the Royals Minor League Infield Coordinator for four years, from 1998-2002, and he held managerial positions with Wilmington (1994), Rockford (1993) and the Gulf Coast Royals (1992).
- He appeared 999 games in the Minor Leagues across 13 years, between 1977 and 1990, including 22 games with the Omaha Royals between 1988 and 1989.



### PITCHING COACH: DANE JOHNSON • #59

- Dane Johnson enters his fourth year in the Royals organization and as the Storm Chasers pitching coach, after joining Kansas City ahead of the 2020 season. 2023 marks his 24th season coaching overall.
- He previously spent one season in the Miami Marlins organization (2019) as a Pitching Consultant and 19 seasons with the Toronto Blue Jays as a Minor League Pitching Coach from 2000-03, Pitching Coordinator from 2004-14 and Major League Bullpen Coach from 2015-18.
- Prior to entering coaching, spent 15 years as a player, including over 280 games in the Minor Leagues and parts of three seasons in the Majors with the Chicago White Sox (1994), Blue Jays (1996) and Oakland Athletics (1997), also playing two seasons (1990-1991) in the Chinese Professional Baseball League.
- Johnson and his wife, Gina, reside in Palm Harbor, Florida. They have two children: a daughter, Madison (31), and son, Cobi (27).



### HITTING COACH: BIJAN RADEMACHER • #52

- Bijan Rademacher (*bi-ZHON RAH-de-moch-err*) joins the Royals as the Omaha Storm Chasers Hitting Coach this year after spending the last two years with the Arizona Diamondbacks as their Minor League Hitting Coordinator (2021) and ACL Hitting Coach (2022).
- Prior to coaching, he spent eight years playing professionally (2012-2019), spanning seven seasons in the Chicago Cubs organization (2012-18) and slashed .280/.361/.402 over 702 career MiLB games, reaching as high as Triple-A. He also played one season in independent baseball (2019) with the New Britain Bees in the Atlantic League, in addition to an offseason in the Mexican Pacific Winter League.
- Over 243 career Triple-A games with the Iowa Cubs, he played 11 games at Werner Park and was a .378 hitter (14-for-37) with one homer and 5 runs batted in while playing in Omaha.
- Rademacher lives in Tempe, Arizona with his wife Melissa.



### BENCH COACH: DAVID NOWORYTA • #33 (3RD BASE COACH)

- David Noworyta (*Nova-REE-tah*) enters his second year in the Royals organization and first as Omaha's Bench Coach, after making his coaching debut in 2022 as the Assistant Hitting Coach for the River Bandits Kansas City's High-A affiliate.
- Prior to coaching, he spent four years playing professionally (2018-21), including three minor league seasons in the Detroit Tigers organization (2018-20), and one with the Independent Pioneer League's Billings Mustangs in 2021. Before signing with Detroit in 2018, Noworyta graduated from the University of Hawaii with a bachelor's degree in communications and journalism, and played in parts of three seasons for their baseball team.
- Noworyta attended Holy Cross Academy (N.J.), where he played baseball and basketball, and was selected by the Royals in the 37th round of the 2014 MLB Draft. He resides in Hainesport, N.J. in the offseason.




### CERTIFIED ATHLETIC TRAINER: JAMES STONE

- James Stone is entering his fifth season as the Certified Athletic Trainer for the Storm Chasers after serving the previous seven seasons with the Wilmington Blue Rocks (Royals High-A), including the 2015 season, in which he was named Carolina League Athletic Trainer of the Year.
- He joined the Kansas City organization in 2010 as the athletic trainer for the Class-A Burlington Bees. He came to the Royals after spending one season with the Central Valley Coyotes (Fresno, California) in Arena Football 2.
- Stone worked three seasons in the Florida Marlins organization, with stops in Jupiter (2008), Greensboro (2007) and Jamestown (2006), winning New York-Penn League Trainer of the Year honors in 2006.
- He was the Strength and Conditioning Coach for the Baltimore Orioles Class-A affiliate, the Delmarva Shorebirds, in 2005.
- Stone graduated with a bachelor's of science in kinesiology from Cal State-Northridge. He resides in Simi Valley, California with his dog, Ozzie.



### STRENGTH & CONDITIONING COACH: YANNICK PLANTE

- Yannick Plante is entering his third season as the Strength & Conditioning Coach for the Storm Chasers, after being slated to serve in that role with Northwest Arkansas in 2020.
- He began with the Kansas City Organization in 2019 as the athletic trainer for the Burlington Royals (Advanced Rookie, Appalachian League). He was then a staff member of the Surprise Saguaros of the Arizona Fall League in the fall of 2019.
- Plante has a master's degree in kinesiology from the University of Calgary and a bachelor's degree in human kinetics with specialization in biophysics from the University of Ottawa. He currently lives in Ottawa, Ontario.



**TONY MEDINA**  
MINOR LEAGUE/LATIN AMERICA  
MEDICAL COORDINATOR



**BEN NICHOLAS**  
PLAYER DEVELOPMENT TRAINEE



**JEREMY OWENS**  
PLAYER DEVELOPMENT TRAINEE





## Anthony Veneziano - Pitching - Stat Splits - 2023 - Regular Season (Triple-A)

Split	Team	W	L	ERA	G	GS	CG	SHO	SV	IP	H	R	ER	HR	HB	BB	IBB	SO	WHIP	AVG	AB	WP	BK	GIDP	TBF	NP-S
Home Games	OMA	1	0	4.09	2	2	0	0	0	11.0	10	5	5	2	0	4	0	12	1.27	.250	40	0	0	2	45	185 - 113
Away Games	OMA	0	0	22.50	1	1	0	0	0	2.0	5	5	5	0	0	2	0	1	3.50	.455	11	0	0	0	13	59 - 41
Night Games	OMA	1	0	6.92	3	3	0	0	0	13.0	15	10	10	2	0	6	0	13	1.62	.294	51	0	0	2	58	244 - 154
On Grass	OMA	1	0	6.92	3	3	0	0	0	13.0	15	10	10	2	0	6	0	13	1.62	.294	51	0	0	2	58	244 - 154
May	OMA	1	0	10.13	2	2	0	0	0	8.0	10	9	9	2	0	5	0	6	1.88	.313	32	0	0	1	38	160 - 101
June	OMA	0	0	1.80	1	1	0	0	0	5.0	5	1	1	0	0	1	0	7	1.20	.263	19	0	0	1	20	84 - 53
On Tuesdays	OMA	1	0	6.00	1	1	0	0	0	6.0	5	4	4	2	0	3	0	5	1.33	.238	21	0	0	1	25	101 - 60
On Wednesdays	OMA	0	0	22.50	1	1	0	0	0	2.0	5	5	5	0	0	2	0	1	3.50	.455	11	0	0	0	13	59 - 41
On Sundays	OMA	0	0	1.80	1	1	0	0	0	5.0	5	1	1	0	0	1	0	7	1.20	.263	19	0	0	1	20	84 - 53
In games following a win	OMA	0	0	22.50	1	1	0	0	0	2.0	5	5	5	0	0	2	0	1	3.50	.455	11	0	0	0	13	59 - 41
In games following a loss	OMA	1	0	4.09	2	2	0	0	0	11.0	10	5	5	2	0	4	0	12	1.27	.250	40	0	0	2	45	185 - 113
Starter	OMA	1	0	6.92	3	3	0	0	0	13.0	15	10	10	2	0	6	0	13	1.62	.294	51	0	0	2	58	244 - 154

## Anthony Veneziano - Opposing Hitting - Stat Splits - 2023 - Regular Season (Triple-A)

Split	Team	AVG	G	AB	R	H	2B	3B	HR	RBI	BB	IBB	SO	SB	CS	OBP	SLG	OPS	HBP	SAC	SF	GIDP
vs Left	OMA	.300	3	10		3	0	1	0	0	0	0	2			.300	.500	.800	0	0	0	0
vs Right	OMA	.293	3	41		12	5	0	2	10	6	0	11			.375	.561	.936	0	0	1	2
Team is ahead	OMA	.242	2	33		8	2	1	2	4	4	0	9			.324	.545	.869	0	0	0	2
Team is behind	OMA	.500	2	6		3	1	0	0	4	1	0	1			.571	.667	1.238	0	0	0	0
Score is tied	OMA	.333	3	12		4	2	0	0	2	1	0	3			.357	.500	.857	0	0	1	0
Batting First	OMA	.250	3	8		2	0	0	0	0	0	0	1			.250	.250	.500	0	0	0	0
Batting Second	OMA	.375	3	8		3	1	1	0	2	0	0	3			.375	.750	1.125	0	0	0	0
Batting Third	OMA	.500	3	6		3	1	0	0	2	1	0	1			.571	.667	1.238	0	0	0	0
Batting Fourth	OMA	.200	3	5		1	0	0	1	3	1	0	1			.286	.800	1.086	0	0	1	0
Batting Fifth	OMA	.167	3	6		1	1	0	0	0	0	0	2			.167	.333	.500	0	0	0	1
Batting Sixth	OMA	.200	3	5		1	0	0	1	1	1	0	2			.333	.800	1.133	0	0	0	0
Batting Seventh	OMA	.400	3	5		2	2	0	0	1	1	0	2			.500	.800	1.300	0	0	0	0
Batting Eighth	OMA	.250	3	4		1	0	0	0	1	1	0	1			.400	.250	.650	0	0	0	0
Batting Ninth	OMA	.250	3	4		1	0	0	0	0	1	0	0			.400	.250	.650	0	0	0	1
Leading Off	OMA	.273	3	11		3	1	0	0	0	2	0	3			.385	.364	.749	0	0	0	0
First Inning	OMA	.273	3	11	1	3	1	0	0	1	0	0	4	0	0	.250	.364	.614	0	0	1	0
Second Inning	OMA	.308	3	13	5	4	2	0	0	5	2	0	2	0	0	.400	.462	.862	0	0	0	0
Third Inning	OMA	.000	2	5	0	0	0	0	0	0	1	0	1	0	0	.167	.000	.167	0	0	0	1
Fourth Inning	OMA	.400	2	10	3	4	1	1	1	3	2	0	2	0	0	.500	1.000	1.500	0	0	0	0
Fifth Inning	OMA	.333	2	9	0	3	1	0	0	0	0	0	3	0	0	.333	.444	.777	0	0	0	0
Sixth Inning	OMA	.333	1	3	1	1	0	0	1	1	1	0	1	0	0	.500	1.333	1.833	0	0	0	1
Bases Empty	OMA	.231	3	26		6	1	1	1	1	5	0	8			.355	.462	.817	0	0	0	0
Runner at 1st	OMA	.286	3	14		4	3	0	1	3	1	0	2			.333	.714	1.047	0	0	0	2
Runner at 2nd	OMA	.600	3	5		3	0	0	0	2	0	0	2			.600	.600	1.200	0	0	0	0
Runner at 3rd	OMA	1.000	1	1		1	0	0	0	1	0	0	0			1.000	1.000	2.000	0	0	0	0
Runners at 1st & 2nd	OMA	.000	2	2		0	0	0	0	0	0	0	0			.000	.000	.000	0	0	0	0
Runners at 1st & 3rd	OMA	.500	2	2		1	1	0	0	2	0	0	1			.500	1.000	1.500	0	0	0	0
Runners at 2nd & 3rd	OMA	.000	2	1		0	0	0	0	1	0	0	0			.000	.000	.000	0	0	1	0
Runners On	OMA	.360	3	25		9	4	0	1	9	1	0	5			.370	.640	1.010	0	0	1	2
Scoring Position	OMA	.455	3	11		5	1	0	0	6	0	0	3			.417	.545	.962	0	0	1	0
No Outs	OMA	.235	3	17		4	1	0	1	2	2	0	6			.316	.471	.787	0	0	0	1
One Out	OMA	.353	3	17		6	2	1	0	4	3	0	2			.429	.588	1.017	0	0	1	1
Two Outs	OMA	.294	3	17		5	2	0	1	4	1	0	5			.333	.588	.921	0	0	0	0
Ahead in Count	OMA	.174	3	23		4	0	1	0	2	0	0	8			.174	.261	.435	0	0	0	1
Behind in Count	OMA	.429	3	14		6	2	0	1	6	6	0	2			.571	.786	1.357	0	0	1	0
0-0 Count	OMA	.333	3	3		1	0	0	1	1	0	0	0			.333	1.333	1.666	0	0	0	0
0-1 Count	OMA	.200	3	5		1	0	0	0	0	0	0	0			.200	.200	.400	0	0	0	0
0-2 Count	OMA	.125	3	8		1	0	1	0	0	0	0	5			.125	.375	.500	0	0	0	0
1-0 Count	OMA	.500	3	2		1	0	0	1	2	0	0	0			.500	2.000	2.500	0	0	0	0
1-1 Count	OMA	.750	3	4		3	2	0	0	1	0	0	0			.750	1.250	2.000	0	0	0	0
1-2 Count	OMA	.200	3	10		2	0	0	0	2	0	0	3			.200	.200	.400	0	0	0	1
2-0 Count	OMA	.500	3	2		1	0	0	0	1	0	0	0			.500	.500	1.000	0	0	0	0
2-1 Count	OMA	.000	3	1		0	0	0	0	0	0	0	0			.000	.000	.000	0	0	0	0
2-2 Count	OMA	.143	3	7		1	1	0	0	0	0	0	3			.143	.286	.429	0	0	0	1
3-0 Count	OMA	.000	3	0		0	0	0	0	0	0	0	0			.000	.000	.000	0	0	0	0
3-1 Count	OMA	.000	3	3		0	0	0	0	0	5	0	0			.625	.000	.625	0	0	0	0
3-2 Count	OMA	.667	3	6		4	2	0	0	3	1	0	2			.625	1.000	1.625	0	0	1	0
Pitcher	OMA	.294	3	51		15	5	1	2	10	6	0	13			.362	.549	.911	0	0	1	2







## PLAYER

## 50 MAX CASTILLO

RHP • R/R • 6'2" • 285 lbs • 5/4/1999 (23)  
Traded from Toronto — 8/2/2022  
Born/Resides: Caracas, Venezuela

## 57 DYLAN COLEMAN

RHP • R/R • 6'5" • 235 lbs • 9/16/1996 (26)  
Traded from San Diego — 11/5/2020  
Born: Potosi, Missouri • Resides: Mineral Point, Missouri

## 55 JONAH DIPOTO

RHP • R/R • 6'1" • 225 lbs • 9/3/1996 (26)  
2019 MLB Draft — Round 35 (UC San Diego)  
Born: Queens, N.Y. • Resides: San Diego, Calif.

## 60 JONATHAN HEASLEY

RHP • R/R • 6'3" • 235 lbs • 1/27/1997 (26)  
2018 MLB Draft — Round 13 (Oklahoma State)  
Born: Plano, Texas • Resides: Dallas, Texas

## 58 BROOKS KRISKE

RHP • R/R • 6'3" • 210 lbs • 2/3/1994 (29)  
Signed 12/14/2022 as a Minor League Free Agent  
Born/Resides: Scottsdale, Arizona

## 46 MARCELO MARTINEZ

LHP • L/L • 6'2" • 190 lbs • 8/10/1996 (26)  
Signed 3/7/2018 as an International Free Agent  
Born/Resides: Reynosa, México

## 48 JAMES MCARTHUR

RHP • R/R • 6'7" • 230 lbs • 12/11/1996 (26)  
Traded from Philadelphia — 5/8/2023  
Born/Resides: New Braunfels, Texas

## 36 DANIEL MENGDEN

RHP • R/R • 6'1" • 215 lbs • 2/19/1993 (30)  
Signed 3/29/2023 as a Minor League Free Agent  
Born/Resides: Houston, Texas

## 41 ANDRÉS NUÑEZ

RHP • R/R • 6'4" • 265 lbs • 9/20/1995 (27)  
2018 MLB Draft — Round 29 (Florida International)  
Born/Resides: Southwest Ranches, Florida

## 53 DREW PARRISH

LHP • L/L • 5'11" • 1195 lbs • 2/8/1997 (25)  
2019 MLB Draft — Round 8 (Florida State)  
Born: Cape Canaveral, Fla. • Resides: Tallahassee, Fla.

## 40 WALTER PENNINGTON

LHP • L/L • 6'2" • 205 lbs • 4/14/1998 (25)  
Signed 8/19/2020 as an Undrafted Free Agent (Coca-Cola School of Mines)  
Born: Englewood, Colo. • Resides: Broomfield, Colo.

## 47 EVAN SISK

LHP • L/L • 6'2" • 195 lbs • 4/23/1997 (26)  
Traded from Minnesota — 1/24/2023  
Born: Pineville, N.C. • Resides: Chester, S.C.

## 43 COLLIN SNIDER

RHP • R/R • 6'4" • 205 • 10/10/1995 (27)  
2017 MLB Draft — Round 12 (Vanderbilt)  
Born/Resides: Murfreesboro, Tennessee

## 56 ANTHONY VENEZIANO

LHP • L/L • 6'6" • 200 • 9/1/1997 (25)  
2019 MLB Draft — Round 10 (Coastal Carolina)  
Born/Resides: Hackettstown, New Jersey

## QUICK NOTES

Ranked by *Baseball America* as the No. 18 Royals prospect

- 2023: Appeared in 4 Cactus League games for the Royals and went 2-0 with a 11.12 ERA (7 ER in 5.2 IP) and 7 K ... opened the season with Omaha and went 0-5 with a 6.66 ERA cross 5 starts, was recalled by KC on 5/7 and pitched in 4 games over two sprints, optioned back to Omaha 5/23.
- 2022: Began the 2022 season in the Blue Jays organization and made 20 appearances (11 in MLB and 9 in MLB) before being traded to Kansas City on 8/2 with Samad Taylor in exchange for Whit Merrifield ... had three stints with the Royals ... in three stints with Omaha, pitched in 7 games (6 starts) with 22 strikeouts in 21.1 innings.
- 2021: Spent the entire season with New Hampshire (AA), appearing in 20 games (20 starts) while going 11-4 with a 4.85 ERA (55 ER in 102.0 IP) and 89 strikeouts.

45FB (90-93), CH, SL

CONSECUTIVE BATTERS RETIRED: 6 (6/9)

SCORELESS STREAK: 2.0 IP (6/9)

- 2023: Made his second consecutive Opening Day Roster with the Royals, allowed 10 ER in 5.0 IP (18.00 ERA) in 5 games with 7 H, 7 BB & 5 K ... has allowed 3 ER in 13.0 IP (2.08 ERA) with Omaha ... optioned to Omaha on 4/14, appeared in 5 games 5/2 vs. LOU ... 24 of 41 outs he's recorded with Omaha this year are strikeouts (10 on 45FB & 15 on Sweeper) 16.46 K/9 (23 K in 13.0 IP) ranks 2nd in the organization among Royals minor league arms (min 10.0 IP).
- 2022: Spent nearly the entire season in Kansas City, pitching in 68 games for the Royals with a 3-2 record and 2.78 (27 ER in 68.0 IP) and 17 strikeouts ... 2nd-most appearances among rookie relievers, 3th in ERA, and 5th in Strikeouts ... did not allow a HR over the final 26.0 innings of the season ... pitched 1 game for Omaha on May 24.
- 2021: Opened the season in NW Arkansas (AA) and assigned to Omaha on 7/8 ... earned his first MLB call-up on 9/20 and pitched in 5 games for Kansas City with 7 K in 6.1 IP.

45FB (95-97), SW, SL

CONSECUTIVE BATTERS RETIRED: 0

SCORELESS STREAK: 0.0 IP

- 2023: For the 2nd straight year, made his spring debut with a scoreless Cactus League inning against his dad's Seattle Mariners, on 2/6 ... opened the regular season with NW Arkansas (AA), pitched 10.1 scoreless innings with 1 ER and 13 K across 7 relief outings ... assigned to Omaha (AAA) on 5/3, made his Triple-A debut 5/4, struck out 2 and allowed 2 unearned runs ... has not allowed an earned run in 7 of 11 outings.
- 2022: Pitched a scoreless Cactus League inning with a strikeout on 3/1 against his dad's Seattle Mariners ... spent the entire season with NW Arkansas (AA) and led the Nationals with 7 games with a 1-1 record and 1.87 K/9 ranked second among Royals minor leaguers (min. 60.0 IP) 12 opponents' batting average and 28.1% K% ranked 3rd.
- MISC: Full name is *Jonah Seaver Dipoto*, after Tom Seaver ... father Jerry Dipoto is currently the President of Baseball Operations for the Seattle Mariners, formerly their GM.

SNK (93-95), SL, CB

CONSECUTIVE BATTERS RETIRED: 1 (6/8)

SCORELESS STREAK: 2.2 IP (6/8)

- 2023: Appeared in 4 Cactus League games for the Royals (2 starts) and went 0-1 with a 17.36 ERA (18 ER in 9.1 IP) and 7 K ... 2 of first 4 starts were quality starts, 4/7 vs. TOL and 4/19 vs. GWN ... called up 5/5 and threw 2.2 IP on 5/5 vs. OAK with 4 H & 2 ER, optioned back to Omaha on 5/7.
- 2022: Split the season between KC and Omaha, making 21 starts over four sprints with the Royals, plus nine starts with the Chasers ... 21 MLB starts ranked 7th among Major League rookies ... opened the year in Triple-A, made six starts before his first call-up to KC on 5/12 ... across all nine outings with Omaha, struck out 45 in 39.1 innings (10.3 K/9).
- 2021: Named Kansas City's Double-A Pitcher of the Year with NW Arkansas (AA) and spent much of the season with the Nationals before making his MLB debut with Kansas City on 9/17 and finishing the year with the Royals ... in 22 appearances (21 starts) with NWA, went 7-3 with a 3.33 ERA (39 ER in 105.1 IP) and 120 strikeouts (10.3 K/9).

45FB (92-94), CB, SL, CH, SNK

CONSECUTIVE BATTERS RETIRED: 0

SCORELESS STREAK: 0.0 IP

- 2023: In 22 of 22 appearances with Omaha have been scoreless, including 5 perfect outings and 4 straight scoreless ... 15.69 K/9 (43 K in 24.2 IP) ranks 2nd in the organization among Royals minor league pitchers with at least 15.0 IP ... 32 strikeouts on the splitter is the most of any Chasers pitcher with one pitch.
- 2022: Signed with the Yokohama DeNA BayStars of Nippon Professional Baseball (NPB) on December 8, 2021 and pitched in 32 games, going 1-3 with two saves, a 3.25 ERA (13 ER in 36.0 IP) and 56 strikeouts (10.3 K/9) between Japan's Central League (equivalent to Major League Baseball) and Eastern League (Japan's Minor League).
- 2020-2021: Pitched 16 games in the Major Leagues between New York (AL) and Baltimore, with a 2-1 record and 14.40 ERA (24 ER in 15.0 IP) and 19 strikeouts ... pitched a scoreless ninth inning to finish the game his Major League debut on July 29 @ Baltimore.

45FB (93-95), SPL, SL

CONSECUTIVE BATTERS RETIRED: 1 (6/9)

SCORELESS STREAK: 5.0 IP (5/30 to 6/7)

- 2023: Retired 6 straight to end his outing 4/11 @ Iowa, first 3 in next outing 4/22 vs. GWN ... first five games this year were all in relief, at least 2.0 IP each ... threw 5.0 innings in a spot start 5/3 vs. LOU, placed on the development list 5/4 and activated 6/1 ... 4 of 8 outings have been scoreless.
- 2022: Spent the majority of the season with Omaha, appearing in 27 games with the Storm Chasers but also made three starts with NW Arkansas (AA) in a stint from 5/3-21 ... Made 15 starts with the Chasers, while making 12 relief appearances as well, with a season-high five straight starts between 6/19 and 7/13 ... 9 of his 11 relief appearances with Omaha were 2.0 innings or longer, including 4.0 scoreless frames on 7/22 vs. LOU.
- 2021: Began the season with NW Arkansas (AA), promoted to Omaha on 6/15, where he pitched for the remainder of the season ... ranked 4th in the system with 117 K.

45FB (86-89), SL, CH

CONSECUTIVE BATTERS RETIRED: 2 (6/8)

SCORELESS STREAK: 2.1 IP (6/1 to 6/8)

- 2023: Traded by PHI to KC on 5/8 for OF Junior Marin and cash ... made 5 appearances (4 starts) with Lehigh Valley (AAA) and went 0-2 with a 7.31 ERA (13 ER in 16.0 IP) with 15 strikeouts and 7 walks ... threw 2 scoreless innings in his Royals organization debut of 5/12 @ SFB, struck out three and retired his last four ... struck out 5 over 2.0 innings 5/16 vs. TOL and 5 over 2.0 IP on 5/24 @ SFB ... 4 of 8 OMA outings have been scoreless, 6 of 8 have been 2.0 IP+.
- 2022: Limited to 13 starts for Reading (AA) and went 2-6 with a 5.05 ERA ... placed on the IL on 6/22 with a right posterior elbow impingement, reinstated on 6/29, recalled by the Phillies and placed on the 60-day IL for the remainder of the season with a right elbow stress reaction.
- 2021: Selected to Philadelphia's 40-man roster in November, recorded a 4.25 ERA (37 ER in 78.1 IP) with 83 K in 20 games (15 starts) between Jersey Shore (A+) and Reading (AA).

SNK (93-95), CB, CH, CUT

CONSECUTIVE BATTERS RETIRED: 1 (6/7)

SCORELESS STREAK: 4.2 IP (5/31 to 6/7)

- 2023: Re-signed with Kansas City as a Minor League Free Agent on March 29 ... opened the season on the Development List for Omaha, activated May 6 for his first appearance of the season and allowed 5 ER in 3.0 IP rebounded with 4.2 scoreless IP on 5/19 vs. TOL ... pitched out of the bullpen for the first time this season on 5/27 @ SFB allowed 6 R (4 ER) on 4 H and 2 BB.
- 2022: Signed with Kansas City as a minor league free agent on March 10, 2022 and appeared in 5 games (1 start) for the Royals, going 0-1 with 1 save and a 5.14 ERA (4 ER in 7.0 IP) ... began the season with Omaha and spent most of the year with the Chasers, appearing in 25 games (20 starts) with a 7-7 record and 5.20 ERA.
- 2021: Played overseas for the Kia Tigers of the Korean Baseball Organization ... went 8-3 in 21 starts with a 3.60 ERA (48 ER in 120.0 IP) and 104 K (20.7% of batters faced).

45FB (91-93), CUT, CH, CB

CONSECUTIVE BATTERS RETIRED: 5 (6/6)

SCORELESS STREAK: 2.1 IP (6/6)

- 2023: Has allowed just 1 of 9 inherited runners to score ... 9 of his last 12 appearances were scoreless ... opened the year with a 9.72 ERA (9 ER in 8.1 IP) over his first 7 games, then pitched to a 1.54 ERA (2 ER in 11.2 IP) over next 9 games between 4/26 and 5/21.
- 2022: Spent the entire season with Omaha and was named Kansas City's Triple-A Pitcher of the Year with the Storm Chasers, going 5-4 with a team-high-tying 8 saves, a 3.61 ERA (25 ER in 62.1 IP) with 69 strikeouts to which 17 walks (4.06 K/BB) in a team-best 54 relief appearances ... threw the longest scoreless streak in MLB, a stretch of 26.1 innings and 22 appearances from 5/19 to 7/26 in which he did not allow a run, holding opponents to a .183 average (17-for-93) with 34 strikeouts.
- 2021: Began the season with NW Arkansas (AA), split the season between the Nationals and Omaha, combined for the 3rd-most appearances among KC minor leaguers (47).

SNK (90-93), SW, CUT, CH

CONSECUTIVE BATTERS RETIRED: 0

SCORELESS STREAK: 0.0 IP

- 2023: 3 of his 11 starts this year have been scoreless, including his last two in May ... opened the season with 3.0 hits and scoreless frames 4/1 @ IND, has only started since ... 2 of 3 wins have come against Indy this year.
- 2022: Began the season with NW Arkansas (AA), made 10 starts before being assigned to Omaha on 6/3, where he finished the season, pitched in 17 games (15 starts) for Omaha and went 3-8 with a 5.62 ERA (46 ER in 73.2 IP) with the Nationals, was named 2022 Texas League's May Pitcher of the Month right before getting called up to Triple-A.
- 2021: Split the season between Quad Cities (A+) and NW Arkansas (AA), with a break in between to pitch for Team USA at the 2021 WBSC Olympic Baseball Qualifiers ... named an MLB.com Organization All-Star ... among qualified MLB pitchers (96.0 IP), ranked 14th in WHIP, 14th in opponents average (1.98) and 16th in ERA (2.83).

SNK (88-91), CH, CB

CONSECUTIVE BATTERS RETIRED: 1 (6/8)

SCORELESS STREAK: 0.1 IP (6/8)

- 2023: Opened the season with NW Arkansas (AA) and pitched 9.2 scoreless innings with 11 strikeouts across 8 relief outings, allowed 4 H and 4 BB for a 0.83 WHIP and .129 BAA ... assigned to Omaha (AAA) on 5/3 and made his Triple-A debut 5/5 vs. LOU, struck out his first 2 batters in a 1-2-3 7th inning ... 4 of four straight scoreless 5/13 and 5/24 ... 5 of 10 appearances this year have been scoreless ... 3.0 IP, 1 R on 36 pitches on 6/6 @ IND.
- 2022: Opened the season with Quad Cities (A+) and pitched 5.2 scoreless innings with nine strikeouts, across three relief outings ... assigned to NW Arkansas (AA) on 4/21, where he ended the season ... earned decisions in 5 of first 6 outings with Nationals (3 W, 1 L, 1 T) ... 13 of 33 NWA outings were scoreless, allowed 1 ER or less in 20 of 33 ... made first start 6/22 vs. SPR ... was on the Injured List from 8/18 to 9/1, threw scoreless 8th inning in first outing back 9/3.
- MISC: Graduated from the Colorado School of Mines with a mechanical engineering degree, threw 224.2 innings, but also hit .288 with a 1.142 OPS as an outfielder.

SNK (92-94), SL, CH, 45FB

CONSECUTIVE BATTERS RETIRED: 4 (6/6)

SCORELESS STREAK: 2.1 IP (6/6)

- 2023: Has not allowed an earned run in 18 of his team-best 24 appearances, tied 6th in the league in games pitched ... threw 2.0 perfect innings 5/6 vs. LOU, season-high 2.1 shutout innings 6/7 @ IND.
- 2022: Split his first full season in the Twins organization between Wichita (AA) and St. Paul (AAA), earned Minnesota MLB.com Organization All-Star honors as a relief pitcher ... posted a 1.51 ERA (11 ER in 63.0 IP) with 76 strikeouts against 25 walks (10.36 K/9 and 2.62 K/BB) across 50 games between the two levels, the best ERA in 2022 among all MLB relievers that made 50+ appearances and threw a minimum of 60.0 IP.
- 2021: Began the season in the Cardinals organization, acquired by Minnesota via trade on July 30 ... split the year between Peoria (A+), Springfield (AA) and Wichita (AA), combining to pitch in 39 games with a 3-1 record and 3.91 ERA (23 ER in 53.0 IP), striking out 69 with 35 walks ... originally drafted by St. Louis in the 16th round in 2018.

SNK (90-92), SL, 45FB, CH

CONSECUTIVE BATTERS RETIRED: 2 (6/9)

SCORELESS STREAK: 5.0 IP (6/3 to 6/9)

- 2023: 10 of 22 appearances have been scoreless, including 5 straight between May 10 and 19 ... has allowed more than 1 run just four times this year.
- 2022: Made the Opening Day Roster and his MLB debut with Kansas City ... in his first season in the big leagues, started and ended the season with Kansas City ... pitched in 42 games across five sprints with the Royals, going 4-2 with a 6.55 ERA (25 ER in 34.1 IP) ... began his career with 5.1 scoreless innings over 6 games, and pitched in 27 of KC's first 36 games during his first stint from Opening Day through 6/9 ... also appeared in 20 games with Omaha (AAA) with a 5.40 ERA (13 ER in 21.2 IP) and 12 scoreless outings.
- 2021: Split the season between NW Arkansas (AA) and Omaha, making a career-high 48 appearances with a career-high 46 strikeouts and 26 walks ... joined the Storm Chasers a week into the season, returned to NWA on June 6, transferred back to Triple-A on August 24 ... posted a 3.15 ERA in 25 Double-A outings before returning to Omaha.

SNK (93-96), SL

CONSECUTIVE BATTERS RETIRED: 0

SCORELESS STREAK: 0.0 IP

- 2023: Was the Opening Day starter for NW Arkansas (AA) and made 8 starts for the Nationals, going 5-1 with a 2.13 ERA (10 ER in 42. IP) with 5 BB and 48 K (16.0 K/9, 10.2 K/9) ... 4 of his first 7 starts were scoreless, promoted to Omaha on 5/19 ... allowed 5 ER in 2.0 IP in Triple-A debut, 5/24 @ SFB.
- 2022: Spent the entire season with NW Arkansas (AA) and went 6-5 over 26 outings with a 5.72 ERA (78 ER in 122.2 IP) and 129 strikeouts, with a team best eight quality starts ... led the Nationals start in games started (25) and innings pitched (122.2 IP) ... ranked 3rd among Royals farmhands in strikeouts, behind only Alec Marsh (156) and Adrian Alcantara (130), tied 3rd in the organization in games started and 4th in innings pitched.
- 2021: Named Quad Cities (A+) Pitcher of the Year ... across 22 starts, went 6-4 with a 3.75 ERA (39 ER in 93.2 IP), while striking out an organization-best 127 and walking just 37 ... named the High-A Central Pitcher of the Year and All-Star left-handed starting pitcher.

45FB (91-94), CH, CL

CONSECUTIVE BATTERS RETIRED: 2 (6/4)

SCORELESS STREAK: 1.2 IP (6/4)

## CAREER HIGHS

IP	7.0	(3x) Last: 5/20/22 vs. Syracuse
K	9	5/30/18 vs. Lake County
BB	4	(6x) Last: 9/25/22 vs. SEATTLE
H	10	(2x) Last: 8/7/21 vs. Hartford
ER	8	(2x) Last: 6/10/18 @ Fort Wayne
NP	100	6/3/23 vs. Memphis
IP	3.0	8/31/19 vs. Lansing
K	4	(4x) Last: 9/12/21 @ St. Paul
BB	4	4/10/23 @ TEXAS
H	5	7/4/21 @ Springfield
ER	6	4/10/23 @ TEXAS
NP	38	8/22/18 @ Great Lakes
IP	3.0	(4x) Last: 5/16/21 vs. Cedar Rapids
K	6	5/16/21 vs. Cedar Rapids
BB	4	(2x) Last: 4/8/22 @ Springfield
H	5	8/24/22 vs. Springfield
ER	4	8/24/22 vs. Springfield
NP	50	8/24/22 vs. Springfield
IP	7.0	(4x) Last: 4/19/23 vs. Gwinnett
K	12	6/25/19 vs. Columbia
BB	6	(2x) Last: 5/25/22 @ ARIZONA
H	11	5/21/23 vs. Toledo
ER	11	4/13/23 @ Iowa
NP	108	9/3/22 @ DETROIT
IP	3.1	8/1/18 vs. Aberdeen
K	6	8/8/18 vs. Lowell
BB	5	9/12/21 vs. Rochester
H	5	7/2/18 vs. Brooklyn
ER	5	(2x) Last: 9/6/21 vs. TORONTO
NP	53	8/8/18 vs. Toledo
IP	1.1	7/7/22 vs. Lowell
K	12	(2x) Last: 8/1/18 @ Pulaski
BB	6	5/10/22 vs. Wichita
H	10	7/13/21 @ Indianapolis
ER	8	(3x) Last: 9/11/22 vs. Indianapolis
NP	104	7/30/19 vs. Fayetteville
IP	7.0	8/28/19 vs. Lakeland
K	10	8/13/21 vs. Akron
BB	6	6/9/21 vs. Hartford
H	8	(2x) Last: 4/27/22 @ New Hampshire
ER	6	(2x) Last: 4/27/22 @ New Hampshire
NP	98	6/15/22 vs. Portland
IP	9.0	(2x) Last: 5/26/18 vs. ARIZONA
K	9	(4x) Last: 5/1/22 vs. St. Paul
BB	5	(4x) Last: 6/9/22 vs. Lehigh Valley
H	12	6/13/15 @ Lake Elsinore
ER	8	(3x) Last: 9/20/22 vs. Iowa
NP	118	9/15/17 @ PHILADELPHIA
IP	6.0	6/23/19 vs. Greenville
K	6	7/16/19 @ Rome
BB	3	(2x) Last: 6/13/21 @ Frisco
H	5	(5x) Last: 4/8/23 vs. Toledo
ER	8	9/11/21 @ St. Paul
NP	60	6/23/19 vs. Greenville
IP	7.0	(4x) Last: 5/13/22 vs. Wichita
K	9	(3x) Last: 5/13/22 vs. Wichita
BB	6	6/22/22 vs. Columbus
H	10	5/4/23 vs. Louisville
ER	9	5/4/23 vs. Louisville
NP	100	(2x) Last: 7/8/22 vs. Toledo
IP	3.2	7/16/21 @ Myrtle Beach
K	5	(2x) Last: 4/15/22 vs. Cedar Rapids
BB	4	(3x) 8/17/22 vs. San Antonio
H	5	(4x) Last: 8/13/22 @ Arkansas
ER	6	8/17/22 vs. San Antonio
NP	58	6/22/22 vs. Springfield
IP	3.0	(5x) Last: 6/18/21 @ Wichita
K	5	(4x) Last: 8/20/21 @ Springfield
BB	3	(3x) Last: 7/22/22 @ Indianapolis
H	5	(3x) Last: 8/12/21 @ Tulsa
ER	4	8/12/21 @ Tulsa
NP	55	8/20/21 @ Springfield
IP	6.0	4/8/18 vs. Charleston
K	5	(2x) Last: 6/30/21 @ Springfield
BB	3	(3x) Last: 5/30/23 vs. Memphis
H	11	9/2/18 @ Greenville
ER	7	5/14/21 @ Columbus
NP	90	4/13/18 @ Augusta
IP	7.0	6/9/22 @ Tulsa
K	10	(3x) Last: 7/23/22 vs. Springfield
BB	5	(3x) Last: 8/25/22 vs. Springfield
H	12	7/29/19 vs. Missoula
ER	8	(2x) Last: 7/22/22 @ Amarillo
NP	101	5/30/23 vs. Memphis



RELIEVERS		ENTRANCE SITUATION			INNING ENTERING THE GAME										INHERITED RUNNERS			1-2-3 INNINGS		
PITCHER	LEAD	TRAIL	TIED	1	2	3	4	5	6	7	8	9	10+	BR INHER.	BR SCORE	% SCORE	TOTAL	POSSIBLE	% 1-2-3	
57 Coleman, Dylan	8	5	-	-	-	-	-	-	2	1	9	1	-	5	3	60.0%	4	12	33.3%	
55 Dipoto, Jonah	4	5	2	-	-	1	1	1	3	1	2	1	1	9	6	66.7%	3	12	25.0%	
58 Kriske, Brooks	12	9	1	-	-	-	-	2	3	6	4	7	-	12	3	25.0%	5	21	23.8%	
46 Martinez, Marcelo	3	4	-	-	-	2	1	-	-	2	1	1	-	4	4	100.0%	5	12	41.7%	
48 McArthur, James	3	4	1	-	-	-	1	3	2	1	1	-	-	2	1	50.0%	2	12	16.7%	
36 Mengden, Daniel	-	2	-	-	-	-	-	1	1	-	-	-	-	2	0	0.0%	0	1	0.0%	
41 Núñez, Andrés	6	9	4	-	-	-	2	4	6	4	2	-	1	11	1	9.1%	4	17	23.5%	
53 Parrish, Drew	1	-	-	-	-	-	1	-	-	-	-	-	-	-	-	-	2	3	66.7%	
40 Pennington, Walter	5	4	1	-	-	-	3	-	4	2	-	1	-	7	2	28.6%	6	13	46.2%	
47 Sisk, Evan	7	13	4	-	-	-	-	1	7	8	5	2	1	11	6	54.5%	4	21	19.0%	
43 Snider, Collin	12	9	1	-	-	-	-	-	5	5	10	2	-	5	3	60.0%	4	17	23.5%	
Cox, Austin	-	1	1	-	-	2	-	-	-	-	-	-	-	5	3	60.0%	0	4	0.0%	
Quas, Jose	1	-	-	-	-	-	-	-	-	-	-	1	-	-	-	-	0	1	0.0%	
Dye, Josh	-	2	1	-	-	1	-	-	-	1	-	1	-	1	1	100.0%	1	3	33.3%	
Kowar, Jackson	6	9	-	-	-	-	-	4	4	3	4	-	-	11	6	54.5%	0	17	0.0%	
Staubert, Josh	2	2	-	-	-	-	-	-	-	-	-	4	-	-	-	-	1	4	25.0%	
Taylor, Josh	3	2	-	-	-	-	-	-	1	2	1	1	-	2	2	100.0%	1	5	20.0%	
Weiss, Ryan	4	8	-	-	-	-	-	-	-	4	4	4	-	-	-	-	1	11	9.1%	
Wittgren, Nick	13	3	1	-	-	-	-	1	2	1	5	8	-	9	3	33.3%	8	19	42.1%	
	90	91	17	0	0	6	9	17	40	41	48	34	3	96	44	45.8%	51	205	24.9%	

## STORM CHASERS BULLPEN USAGE (PITCH COUNT, LAST TWO WEEKS)

DAY OF WEEK	TUE	WED	THU	FRI	SAT	SUN	MON 6/5	TUE	WED	THU	FRI	SAT	SUN	LAST OMAHA RELIEF APPEARANCE									
DATE	5/30	5/31	6/1	6/2	6/3	6/4		6/6	6/7	6/8	6/9	6/10	6/11	GAME	IP	H	R	ER	BB	SO	HR	BF	
57 Coleman, Dylan	18			23		32								SUN 6/4 vs. Memphis	0.2	1	4	4	3	1	0	6	
55 Dipoto, Jonah		21		14		31				45				THU 6/8 @ Indianapolis	2.2	1	0	0	1	4	0	10	
58 Kriske, Brooks	10			31					25			16		FRI 6/9 @ Indianapolis	1.0	1	0	0	0	1	0	4	
46 Martinez, Marcelo (L)			30							15				THU 6/8 @ Indianapolis	1.0	0	0	0	1	0	0	4	
48 McArthur, James		37				38				36				WED 6/7 @ Indianapolis	2.0	3	0	0	0	0	4	9	
41 Núñez, Andrés									12		31			THU 6/8 @ Indianapolis	0.1	4	4	4	2	0	0	7	
40 Pennington, Walter (L)	11			47					56					TUE 6/6 @ Indianapolis	3.0	2	1	1	3	3	0	13	
47 Sisk, Evan (L)			25		28					28		9		FRI 6/9 @ Indianapolis	0.2	1	0	0	0	1	0	3	
43 Snider, Collin	28		18		19			13			15		FRI 6/9 @ Indianapolis	1.1	2	1	1	0	2	0	6		

## OMAHA STARTING PITCHER SPLITS

PITCHER	GS	W-L	TEAM W-L	R SUPPORT	SUPPORT/START
60 Heasley, Jonathan	12	1-5	6-6	35	2.92
53 Parrish, Drew	11	2-2	6-5	46	4.18
Cox, Austin	8	2-1	4-4	22	2.75
Mayers, Mike	8	2-1	3-5	15	1.88
50 Castillo, Max	8	1-6	1-7	16	2.00
Lynch, Daniel	4	2-0	3-1	15	3.75
56 Veneziano, Anthony	3	1-1	1-2	12	4.00
36 Mengden, Daniel	3	0-0	3-0	7	2.33
46 Martinez, Marcelo	1	0-1	0-1	1	1.00
Kowar, Jackson	1	0-1	0-1	1	1.00
	59			170	2.88

## 1st Pitch Strikes

FPS	TBF	% FPS
160	270	59.3%
110	211	52.1%
82	149	55.0%
99	160	61.9%
109	183	59.6%
43	75	57.3%
28	58	48.3%
19	49	38.8%
13	22	59.1%
9	14	64.3%
672	1,191	56.4%

## 1-2-3 INNINGS

TOTAL	POSSIBLE	% 1-2-3
16	56	28.6%
11	44	25.0%
13	37	35.1%
9	34	26.5%
14	39	35.9%
6	17	35.3%
4	13	30.8%
2	7	28.6%
2	5	40.0%
0	2	0.0%
77	254	30.3%

## OMAHA STARTERS VS. RELIEVERS

STARTERS	RELIEVERS
11-17	W-L
5.92	ERA
266.0	INNINGS
300 (53)	HITS (HR)
184 (175)	R (ER)
120	BB
229	K
1.58	WHIP
.286	AVG
	.269

## OMAHA STARTING PITCHER/CATCHER MATCHUPS

	LOGAN PORTER							JAKSON REETZ							FREDDY FERMIN							TOTALS								
PITCHER	GS	W-L	ERA	IP	ER	BB	SO	GS	W-L	ERA	IP	ER	BB	SO	GS	W-L	ERA	IP	ER	BB	SO	GS	W-L	ERA	IP	ER	BB	SO		
60 Heasley, Jonathan	6	0-4	7.84	31.0	27	10	33	2	0-0	4.84	9.1	5	5	7	4	1-1	10.20	17.2	21	9	16	-	12	1-5	8.22	58.0	53	24	56	
53 Parrish, Drew	6	1-2	8.10	26.2	24	15	18	3	1-0	1.46	12.1	2	12	10	2	0-0	3.86	7.0	3	3	11	-	11	2-2	5.67	46.0	29	30	39	
Cox, Austin	6	1-1	3.81	26.0	11	12	23	2	1-0	0.82	11.0	1	6	9	-	-	-	-	-	-	-	-	8	2-1	2.92	37.0	12	18	32	
Mayers, Mike	-	-	-	-	-	-	-	5	2-0	4.91	22.0	12	11	20	3	0-1	10.50	12	14	6	9	-	8	2-1	6.88	34.0	26	17	29	
50 Castillo, Max	2	0-2	4.66	9.2	6	2	2	4	1-2	3.97	22.7	10	5	21	2	0-2	7.71	9.1	8	5	4	-	4	1-6	4.97	41.2	23	12	27	
Lynch, Daniel	1	1-0	0.00	6.0	0	0	5	3	1-0	5.25	12.0	7	3	13	-	-	-	-	-	-	-	-	4	2-0	3.50	18.0	7	3	18	
56 Veneziano, Anthony	2	1-0	4.09	11.0	5	4	12	1	0-0	22.50	2.0	5	2	1	-	-	-	-	-	-	-	-	3	1-0	6.92	13.0	10	6	13	
36 Mengden, Daniel	2	0-0	5.87	7.2	5	4	5	1	0-0	3.00	3.0	1	1	4	-	-	-	-	-	-	-	-	2	0-0	5.87	7.2	5	4	5	
46 Martinez, Marcelo	1	0-1	9.00	5.0	5	1	3	-	-	-	-	-	-	-	-	-	-	-	-	-	-	-	1	0-1	9.00	5.0	5	1	3	
Kowar, Jackson	-	-	-	-	-	-	-	-	-	-	-	-	-	-	1	0-1	13.50	2.2	4	4	3	-	1	0-1	13.50	2.2	4	4	3	
Relievers	-	8-6	5.76	111.0	88	72	129	-	3-8	5.09	92.0	52	54	107	-	5-1	4.97	54.1	30	31	57	-	-	16-15	5.35	257.1	153	157	293	
TOTALS	26	12-16	5.88	234.0	153	120	230	21	9-10	4.59	186.1	95	99	192	12	6-6	6.99	103.0	80	58	100	-	59	27-32	5.64	523.1	328	277	522	
	CS/ATT		8/39	PCT	20.51%			CS/ATT		4/27	PCT	16.00%			CS/ATT		3/10	PCT	30.00%				CS/ATT	/		PCT	0.0%			
																							CS/ATT		15/76	PCT	19.74%			

## OMAHA CATCHER PITCHING STATS

CATCHERS	W	L	ERA	GS	SV	IP	H	R	ER	HR	HB	BB	IBB	SO	WHIP	AVG	WP	GDP	TBF	SB	CS	ATT	%CS	PB
14 Logan Porter	12	16	5.88	26	3	234.0	265	174	153	45	14	120	2	230	1.65	.288	9	33	1,062	31	8	39	20.51%	2
25 Jakson Reetz	9	10	4.59	21	6	186.1	186	107	95	23	12	99	0	192	1.53	.259	14	14	838	23	4	27	14.81%	0
4 Freddy Fermin	6	6	6.99	12	2	103.0	119	85	80	17	8	58	1	100	1.72	.288	9	8	488	7	3	10	30.00%	2

## PITCH TIMER VIOLATIONS CALLED ON OMAHA PITCHERS (14)

DATE	PITCHER (# IN '23)	INNING	UMPIRE	COUNT AT CALL	BATTER RESULT (COUNT)	DATE	PITCHER (# IN '23)	INNING	UMPIRE	COUNT AT CALL	BATTER RESULT (COUNT)
1. April 4 vs. Toledo	Marcelo Martinez (1)	▲ 7	Dane Poncsak	0-0	Strikeout Swinging (1-2)	13. May 28 @ St. Paul	Max Castillo (3)	▼ 1	Mike Rains	1-2	Groundout, 3-1 (3-2)
2. April 7 vs. Toledo	Ryan Weiss (1)	▲ 9	Matt Bates	1-0	Walk (3-0)	14. June 8 @ Indianapolis	Andrés Núñez (2)	▼ 6	Matt Winter	0-1	2-RBI Double (3-2)
3. April 9 vs. Toledo	Max Castillo (1)	▲ 3	Cody Oakes	0-0	Strikeout Swinging (3-2)						
4. April 18 vs. Gwinnett	Mike Mayers (1)	▲ 5	Takahito Matsuda	0-0	Flyout, F7 (1-0)						
5. April 20 vs. Gwinnett	Max Castillo (2)	▲ 4	Ben Phillips	0-0	Walk (3-1)						
6. April 22 vs. Gwinnett	Drew Parrish (1)	▲ 5	Jose Navas	0-0	Walk (3-1)						
7. April 23 vs. Gwinnett	Evan Sisk (1)	▲ 7	Ben Phillips (2)	0-0	Lineout (1-1)						
8. April 27 @ Nashville	Austin Cox (1)	▼ 3	Mark Bass	1-2	Strikeout Swinging (2-2)						
9. April 30 @ Nashville	Andrés Núñez (1)	▲ 9	Mark Bass (2)	2-0	Walk (3-0)						
10. May 4 vs. Louisville	Drew Parrish (2)	▲ 3	Randy Rosenberg	1-1	Walk (3-2)						
11. May 6 vs. Louisville	Daniel Mengden (1)	▲ 3	Louie Krupa	0-0	RBI Single (1-1)						
12. May 10 @ Scranton/WB	Mike Mayers (2)	▼ 3	Raul Moreno	1-1	Strikeout Looking (3-2)						



PLAYER	QUICK NOTES	CAREER HIGHS
<b>19</b> CJ ALEXANDER INF/OUTFIELD • L/L • 6'3" • 215 • 7/16/1996 (26) <i>Traded from Atlanta – 7/11/2022</i> <i>Drafted by Atlanta – 2018, 20th Round</i> Born: Merrillville, Indiana • Resides: Surprise, Arizona	<ul style="list-style-type: none"><li>2023: Appeared in 17 Cactus League games for the Royals and slashed .391/.462/.783 (9-for-23) with 4 XBH (2 HR) and 6 RBI ... has made first 4 starts of his career in RF this season, 4 of his 5 career starts in the OF ... leads the team with 10 HR, 22 XBH (11 2B, 1 3B, 10 HR) &amp; .513 slugging % ... activated from 7-Day IL on 5/28.</li><li>2022: Began year with Mississippi Braves (AA) in the Southern League, traded with 2 players to KC from Atlanta on 7/11, assigned to NW Arkansas ... in 114 total games, tied 6th in Double-A in RBI (87), tied 10th in HR (25) ... set career highs in games played, 2B (18), HR, RBI, and SB (19) ... Double-A leader in Aug. in RBI (29), tied 1st in league in HR (8).</li><li>2018-21: Played 182 games in the Braves' system, between R, A, A+ and AA ... slashed .229/.310/.374 (144-for-628) with 14 HR and 66 RBI ... began and ended 2019 in Double-A with Mississippi, spent July in High-A with the Florida Fire Frogs ... played 87 games in Double-A with league-champion Mississippi in 2021.</li><li>MISC: Brother Blaze is prospect in the Diamondbacks system, a 2022 Texas League Postseason All-Star with Amarillo, added to the D-backs' 40-man roster in November 2022.</li></ul> <b>HIT STREAK:</b> <b>ON-BASE BASE STREAK:</b>	<b>H</b> 3 (17x) Last: 4/8/23 vs. Toledo <b>R</b> 4 8/17/22 vs. San Antonio <b>HR</b> 2 (5x) Last: 8/11/22 @ Arkansas <b>RBI</b> 6 (2x) Last: 8/5/22 vs. Tulsa <b>BB</b> 3 (2x) Last: 7/2/18 vs. Bristol <b>SB</b> 2 (2x) Last: 5/26/22 @ Pensacola <b>H</b> 5 (2x) Last: 9/15/22 @ Columbus <b>R</b> 3 (12x) Last: 6/8/23 @ Indianapolis <b>HR</b> 2 5/23/19 @ Amarillo <b>RBI</b> 4 (4x) Last: 9/15/22 @ Columbus <b>BB</b> 3 (3x) Last: 8/29/21 @ Iowa <b>SB</b> 4 5/25/23 @ St. Paul <b>H</b> 3 (18x) Last: 5/6/23 vs. Louisville <b>R</b> 3 (5x) Last: 9/2/22 @ Tulsa <b>HR</b> 2 8/10/21 vs. Beloit <b>RBI</b> 5 6/24/21 @ Beloit <b>BB</b> 3 (3x) Last: 9/3/22 @ Tulsa <b>SB</b> 3 7/9/22 vs. Tulsa <b>H</b> 5 5/28/14 vs. West Virginia <b>R</b> 4 5/7/21 @ Charlotte <b>HR</b> 2 5/8/21 @ Charlotte <b>RBI</b> 5 6/19/18 @ TORONTO <b>BB</b> 3 (6x) Last: 9/2/21 vs. Memphis <b>SB</b> 2 (2x) Last: 5/10/14 vs. Asheville <b>H</b> 4 (5x) Last: 8/18/17 vs. Asheville <b>R</b> 4 6/26/16 @ Grand Junction <b>HR</b> 2 7/19/19 @ Amarillo <b>RBI</b> 5 7/17/22 @ Rochester <b>BB</b> 3 (4x) Last: 8/2/17 vs. West Virginia <b>SB</b> 2 (2x) Last: 6/6/23 @ Indianapolis <b>H</b> 6 6/23/19 vs. Billings <b>R</b> 4 9/3/19 vs. Missoula <b>HR</b> 2 6/26/22 vs. Columbus <b>RBI</b> 4 (3x) Last: 6/28/22 @ St. Paul <b>BB</b> 3 5/7/22 vs. Columbus <b>SB</b> 3 (2x) Last: 8/8/21 @ Arkansas <b>H</b> 4 (2x) Last: 5/30/23 vs. Memphis <b>R</b> 4 (2x) Last: 7/17/22 @ Corpus Christi <b>HR</b> 2 (2x) Last: 6/29/22 @ Amarillo <b>RBI</b> 6 6/2/21 vs. Beloit <b>BB</b> 3 (6x) Last: 4/20/23 vs. Gwinnett <b>SB</b> 1 (17x) Last: 5/7/23 vs. Louisville <b>H</b> 4 (4x) Last: 5/25/22 @ Louisville <b>R</b> 4 8/21/19 vs. Salem <b>HR</b> 3 8/22/19 vs. Salem <b>RBI</b> 5 (2x) Last: 8/24/21 vs. Springfield <b>BB</b> 3 (3x) Last: 6/20/19 vs. Frederick <b>SB</b> 3 (5x) Last: 4/22/22 @ Memphis <b>H</b> 4 8/6/19 @ Johnson City <b>R</b> 3 (4x) Last: 8/1/21 vs. South Bend <b>HR</b> 2 (3x) Last: 4/5/23 vs. Toledo <b>RBI</b> 4 (4x) Last: 8/10/21 vs. Beloit <b>BB</b> 3 (7x) Last: 6/8/23 @ Indianapolis <b>SB</b> 1 8/10/21 vs. Beloit <b>H</b> 3 (20x) Last: 6/9/23 @ Indianapolis <b>R</b> 3 (8x) Last: 5/29/22 vs. Montgomery <b>HR</b> 2 (7x) Last: 7/8/22 @ Montgomery <b>RBI</b> 5 (4x) Last: 4/1/23 @ Indianapolis <b>BB</b> 3 (4x) Last: 5/29/22 vs. Montgomery <b>SB</b> 1 (24x) Last: 4/27/23 @ Nashville <b>H</b> 4 (4x) Last: 6/15/22 @ Lehigh Valley <b>R</b> 4 6/8/21 @ Portland <b>HR</b> 2 (4x) Last: 6/21/22 vs. St. Paul <b>RBI</b> 5 (2x) Last: 6/21/22 vs. St. Paul <b>BB</b> 4 4/16/22 @ Rochester <b>SB</b> 4 (2x) Last: 5/4/23 vs. Louisville
<b>16</b> DAIRON BLANCO OUTFIELDER • R/R • 6'0" • 200 • 4/26/1993 (30) <i>Traded from Oakland – 7/27/2019</i> Born: Florida, Cuba • Resides: Miami, Florida	<ul style="list-style-type: none"><li>2023: Opened the season 7-for-14 @ IND with 6 1B and 1 HR ... leads qualified Omaha hitters with .339 average, .438 OBP, and .884 OPS ... 4th in the league in OBP and 6th in average ... 1st in Minor League baseball with 44 steals (in 50 attempts), stole 4 bases 5/25 @ STP for the first time in his career.</li><li>2022: Played in 107 games for Omaha (AAA) but also appeared in five games with Kansas City from May 19 to June 3 ... slashed .301/.367/.486 (110-for-366) for Omaha and led the team in batting average while stealing a career-high 45 bases in Triple-A, a Storm Chasers single-season record ... made his MLB debut May 20 vs. Minnesota, went 2-for-7 over five games ... in September, slashed .436/.480/.649 (41-for-94) with 12 XBH (7 2B, 2 3B, 3 HR), 23 RBI and 11 SB, led the league in AVG, OBP and hits in the last month.</li><li>2018-21: Split the season between NW Arkansas (AA) and Omaha (AAA), slashing a combined .277/.350/.441 (117-for-422) across 117 games with a career-best 41 stolen bases, while hitting 14 home runs and driving in 53 runs ... his 41 steals ranked 12th in MiLB and second in the Royals organization, behind Tyler Tolbert (55).</li></ul> <b>HIT STREAK:</b> 8 Games (6/1 to 6/9). 417 (15-for-36), 1 2B <b>ON-BASE BASE STREAK:</b> 20 Games (5/13 to 6/9). 411 (30-for-73), 11 BB, 4 HBP	
<b>3</b> TUCKER BRADLEY OUTFIELDER • L/L • 6'0" • 195 • 5/6/1998 (24) <i>Signed 6/23/2020 as an Undrafted Free Agent (Georgia)</i> Born/Resides: Chickamauga, Georgia	<p>Ranked by MLB Pipeline as the No. 26 Royals prospect</p> <ul style="list-style-type: none"><li>2023: Has 3 multi-hit games in his last 8 games and hits in 7 of his last 8, after collecting just 5 multi-hit games in his first 26, with hits in just 10 of his first 26 ... hit first Triple-A HR in 6th inning on 4/12 @ IOW, 2-run HR ... hit pinch-hit 2-run double in win on 4/14 and had 3 RBI off the bench in comeback win ... 3-for-3, 2 RBI on his birthday, 5/6 vs. LOU.</li><li>2022: Spent the entire season with NW Arkansas (AA) and reached base in 90 of 109 games (82.57%), reached base multiple times in team-best 56 games ... 1st on team with 33 multi-hit games ... hit two grand slams, on 4/23 @ FRI &amp; 5/12 vs. WCH ... reached base at least twice in seven straight games from 7/26 to 8/2.</li><li>2021: Began his professional career splitting the year between Columbia (A) and Quad Cities (A+), .380 OBP ranked fourth among qualified Royals Minor Leaguers.</li></ul> <b>HIT STREAK:</b> 5 Games (5/31 to 6/8). 389 (7-for-18), 2 2B <b>ON-BASE BASE STREAK:</b> 8 Games (5/21 to 6/8). 333 (10-for-30), 5 BB	
<b>12</b> JOHAN CAMARGO INF/OUTFIELD • S/R • 6'0" • 205 • 12/13/1993 (30) <i>Signed 1/25/2023 as a Minor League Free Agent</i> Born/Resides: Panama City, Panama	<ul style="list-style-type: none"><li>2023: Appeared in 18 Cactus League games for the Royals and hit .208 (5-for-24) with 1 2B ... opened the season on Omaha's Injured List, activated on 5/16 and went 2-for-3 with a walk in his Chasers debut, did not play between 5/16 and 5/26, has reached base in 26 of 54 plate appearances now (.481 OBP) and has reached in his first 11 games, with hits in 10 of 12 ... reached base 2+ times in first 8 games of the season and 9 of 12 overall.</li><li>2022: Signed with the Phillies as a free agent on 12/21/2021 and made his third Opening Day roster (first with Philadelphia) ... appeared in 52 games with the Phillies and slashed .237/.297/.316 (26-for-152), missed time with two stints on the 10-day Injured List ... also played 41 games with Lehigh Valley (AAA) and 4 on rehab with Reading (AA), ... optioned to Triple-A on 7/30 and played in 35 games between Aug. and Sept. to end the season, DFA'd by Philadelphia on 9/25, outrighted off the 40-man on 9/27, a free agent on 10/6.</li><li>2021: Split the season between Gwinnett Strikers (AAA) and Atlanta, appeared in 15 games for the Braves across seven stints ... led Braves Minor League hitters in hits (126), total bases (215), batting average (.326), slugging percentage (.557) and OPS (.958), while tied for the system lead in triples (4).</li></ul> <b>HIT STREAK:</b> <b>ON-BASE BASE STREAK:</b>	
<b>17</b> ANGELO CASTELLANO INF/OUTFIELD • R/R • 6'0" • 165 • 1/13/1995 (28) <i>Signed 7/16/2011 as an International Free Agent</i> Born/Resides: San Diego, Venezuela	<ul style="list-style-type: none"><li>2023: Has hits in 26 of 42 games ... reached base in his first 9 games of the season ... started 34 of Omaha's last 45 games at shortstop, after playing SS once in his first 7 games and Omaha's first 13 games ... this season in his 13th in the Royals organization, all in the Minors, with 846 games played (182 in Triple-A).</li><li>2022: In his 11th year as a member of the Royals' organization, began the year with Omaha, but assigned to NW Arkansas (AA) on 8/9 and finished the season with the Nationals ... over 59 games with the Storm Chasers, slashed .218/.318/.316 (38-for-174) while playing six different positions (1B, 2B, 3B, SS, LF &amp; RF) ... made at least 10 starts at each SS (150.2 innings), 3B (121.0 innings) and 1B (115.0 innings) ... snapped 0-for-27 stretch with Nationals on 8/21 vs. San Antonio ... 15-for-67 over last 20 games after hitless streak ended ... played 800th MiLB game (all in Royals system) on 9/15 vs. Frisco, entered as defensive replacement.</li><li>2011-2023: Has played 803 games in the Royals' minor league system, slashing .232/.311/.312 (606-for-2610), with 29 HR and 271 RBI ... 2013 Dominican Royals Player of the Year ... 143 games with Omaha between 2021 and 2023, hitting .226 over 80 games in 2021 after an early-season promotion from Double-A.</li></ul> <b>HIT STREAK:</b> <b>ON-BASE BASE STREAK:</b>	
<b>6</b> CLAY DUNGAN INF/OUTFIELD • L/R • 6'1" • 195 • 6/2/1996 (27) 2019 MLB Draft – Round 3 (Indiana State) Born: Muncie, Indiana • Resides: Alexandria, Indiana	<ul style="list-style-type: none"><li>2023: Opened the season on the injured list with a right hamate fracture he suffered in Spring Training, activated from the injured list 5/4 and made his season debut 5/5 ... first hit of the season was a HR in the 3rd inning on 5/9 @ SWB ... has made 6 starts at 2B, 8 at SS, 2 at 3B this year.</li><li>2022: Spent the entire season with Omaha and tied for 1st on the team in triples (4), while ranking 2nd in games played (127), plate appearances (515) and runs (64), 3rd in doubles (22), total bases (151), stolen bases (17) and walks (47), 4th in hits (94) and 5th in RBI (52) ... made starts at a career-high six positions for the Chasers, including 2B, (62 G), 3B, (40 G), SS (6 G) and his first professional appearances in the outfield: in LF (13 G), CF (1 G) and RF (2 G).</li><li>2021: Spent the entire season with NW Arkansas (AA), playing in 108 of the team's 119 regular season games, including 104 starts as the leadoff hitter ... led the Nationals in games played, at-bats (444), runs scored (74) and hits (128) ... led off the game with a hit 32 times, including 10 of his last 19 regular season games.</li></ul> <b>HIT STREAK:</b> 5 Games (6/2 to 6/8). 400 (6-for-15), 1 2B <b>ON-BASE BASE STREAK:</b> 6 Games (5/28 to 6/8). 318 (7-for-22), 5 BB	
<b>28</b> TYLER GENTRY OUTFIELDER • R/R • 6'2" • 215 • 2/1/1999 (24) 2020 MLB Draft – Round 3 (Alabama) Born: Memphis, Tenn. • Resides: Arlington, Tenn.	<p>Ranked by MLB Pipeline as the No. 6 Royals prospect ... Ranked by Baseball America as the No. 7 Royals prospect</p> <ul style="list-style-type: none"><li>2023: Has reached base in 42 of 51 games this season ... 2nd on team with 14 doubles and 29 walks, tied 2nd with 35 RBI and 3rd with 52 hits, 4th with 80 total bases ... hit .281 (27-for-97) with a .769 OPS in 24 May games after hitting .198 (17-for-86) with a .607 OPS in 23 April games.</li><li>2022: Named Kansas City's George Brett Award winner (top position player in the organization and NW Arkansas (AA) ... began season in Quad Cities (A+), assigned to NW Arkansas (AA) ... ranked 8th in MiLB in batting average (.326) ... Royals org leader in AVG (.326), SLG (.542) and OPS (.904), 2nd in OBP (.422) ... drove in at least one run in 36 of 73 games since joining the Nationals, reached base in 64 of 73 games (87.67%) ... reached in 28 straight games, 7/30 to 9/3, with .485 OBP.</li><li>2021: Spent his first pro season in Quad Cities (A+), played everyday for the first two months of the season ... placed on the 7-day injured list on 7/14 and then the 60-Day IL 8/2.</li></ul> <b>HIT STREAK:</b> 3 Games (6/7 to 6/9). 333 (4-for-12), 3 2B <b>ON-BASE BASE STREAK:</b> 3 Games (6/7 to 6/9). 333 (4-for-12), 2 BB, 1 HBP	
<b>18</b> BREWER HICKLEN OUTFIELDER • R/R • 6'2" • 220 • 2/9/1996 (27) 2017 MLB Draft – Round 7 (Alabama at Birmingham) Born/Resides: Huntsville, Alabama	<ul style="list-style-type: none"><li>2023: Began the season on the 7-Day Injured list (right elbow strain) ... activated 4/25 and came off the bench to play CF @ NAS, made first start 4/26 ... first 2 hits of the season were both doubles, 4/30 @ NAS ... hit first HR of the year as go-ahead homer in 9th inning on 5/14, hit Omaha's longest HR of the year (443 feet) on 5/18 vs. TOL ... has played in 31 of Omaha's 40 games since be activated, with team-leading 13 starts at DH.</li><li>2022: Played in 130 games for Omaha (AAA) and was named the Royals Triple-A Player of the Year but also appeared in six games with Kansas City over two separate stints with the Royals: May 26-30 and July 14-17 ... contract was selected by KC May 26 and made his major league debut that night in Minnesota, starting in CF ... reached base in 34 straight games between 7/26 and 9/2 ... set career highs in 2B (30), HR (28), RBI (85) and R (85) ... finished just two homers shy of a 30/30/30 season (HR/SB/ZB).</li><li>2021: Spent the entire year with NW Arkansas (AA), led all Double-A hitters with 40 steals, tied 13th in all of the Minors ... homered twice in the AA-Central Championship Series.</li></ul> <b>HIT STREAK:</b> 2 Games (6/8 to 6/9). 444 (4-for-9), 1 HR <b>ON-BASE BASE STREAK:</b> 2 Games (6/8 to 6/9). 444 (4-for-9)	
<b>14</b> LOGAN PORTER CATCHER/INF/OUTFIELD • R/R • 6'0" • 200 • 7/12/1995 (27) <i>Signed 6/21/2018 as an Undrafted Free Agent (Dixie State)</i> Born: Phoenix, Texas • Resides: Surprise, Arizona	<ul style="list-style-type: none"><li>2023: 6 HR in 17 games in April, but 1 in 23 games in May ... has reached base in 39 of 47 games played with hits in 33 of 47 games ... had hits in his first 7 games played and reached base in his first 11 games this season ... hit the 3rd two-HR game of career on 4/5 vs. Toledo.</li><li>2022: Began the season in NW Arkansas (AA) and reached in 66 of 77 games, reached multiple times in 49 games ... assigned to Omaha (AAA) on 8/9 and finished season with Storm Chasers, appeared in 35 games (33 at 1B) and hit .301 (34-for-113) with 3 HR and 17 RBI ... combining numbers between Nationals and Chasers, ranked 3RD IN MiLB IN ON-BASE PERCENTAGE (.442) ... combining his AA &amp; AAA numbers, was the Royals system leader in OBP (.442), 2nd in OPS (.918), 3rd in batting average (.301)</li><li>2021: Spent the season with Quad Cities (A+) and slashed .241/.368/.451 (62-for-257) in 77 games ... named a High-A Central post-season All-Star at catcher.</li><li>MISC: Grew up down the street from Surprise Stadium, was a cubbie for the AZL Royals the summer of 2011 while in high school, also caught bullpens for the team.</li></ul> <b>HIT STREAK:</b> 2 Games (6/8 to 6/9). 429 (3-for-7) <b>ON-BASE BASE STREAK:</b> 13 Games (5/24 to 6/9). 298 (14-for-47) 11 BB, 1 HBP	
<b>25</b> JAKSON REETZ CATCHER • R/R • 6'0" • 215 • 1/3/1996 (27) <i>Signed 12/12/2022 as a Minor League Free Agent</i> <i>Drafted by Washington – 2014, 3rd Round (Norris HS)</i> Born: Hickman, Nebraska • Resides: Elkhorn, Nebraska	<ul style="list-style-type: none"><li>2023: Hit his first professional grand slam in 5th inning on 4/1 @ IND ... 9 of his last 16 hits have been doubles, 13 of 21 hits this season are XBH (7 singles, 9 doubles, 4 homers) ... 33 ABS challenges (31 as catcher, 2 as hitter) are the most of any Storm Chaser player, 13 successful as a catcher.</li><li>2022: Signed with Milwaukee in December 2021 and after beginning the year with Biloxi (AA), earned a mid-July promotion to Nashville (AAA) and ended the year with Omaha (AAA) ... across the three teams, slashed .264/.359/.575 (97-for-364) over 104 games, with 30 HR and 82 RBI ... 25 HR in the Brewers system led all hitters in the organization ... despite playing just 62 games with the Shuckers, named the Double-A Southern League's Most Valuable Player and the league's Postseason All-Star at catcher.</li><li>2014-2021 Over 7 Minor League seasons, played 472 games in the Washington Nationals organization and made his MLB debut with the Nationals in July 2021 ... in 2019, was named a Carolina League midseason All-Star and MiLB Organizational All-Star for the Nationals ... named a Baseball America Rookie All-Star in 2014, playing for the GCL Nationals.</li></ul> <b>HIT STREAK:</b> 2 Games (6/6 to 6/9). 571 (4-for-7), 2 2B <b>ON-BASE BASE STREAK:</b> 2 Games (6/6 to 6/9). 571 (4-for-7)	
<b>0</b> SAMAD TAYLOR INF/OUTFIELD • R/R • 5'10" • 160 • 7/11/1998 (24) <i>Traded from Toronto – 8/2/2022</i> <i>Drafted by Cleveland – 2013, 10th Round (Corona HS)</i> Born: Corona, California • Resides: Sioux Falls, South Dakota	<p>Ranked by MLB Pipeline as the No. 19 Royals prospect ... Ranked by Baseball America as the No. 24 Royals prospect</p> <ul style="list-style-type: none"><li>2023: Team-best 20 multi-hit games of 57 games played this season &amp; hits in 42 of 57 games ... has reached base in 48 of 57 games ... tied 4th in the league with 45 runs, tied 5th with 66 hits and tied 9th with 16 doubles ... 3rd in Triple-A and 8th in MiLB in steals (30) ... stole 4 bases on 5/4 vs. LOU, 3 on 5/26 @ STP.</li><li>2022: Began the season in the Blue Jays organization with Buffalo (AAA) and appeared in 70 games before being acquired by Kansas City at the 2022 Trade Deadline with RHP Max Castillo in exchange for Whit Merrifield, but did not play the rest of the season due to a preexisting injury (left oblique strain) ... stole 9 bases in 21 games for the Surprise Saguaros in the Arizona Fall League after the conclusion of the Minor League season ... added to KC 40-man roster on 11/10/22 ... traded from CLE to TOR on 7/31/2017.</li></ul> <b>HIT STREAK:</b> 7 Games (6/1 to 6/9). 308 (8-for-26), 4 2B <b>ON-BASE BASE STREAK:</b> 7 Games (6/1 to 6/9). 308 (8-for-26), 6 BB	



SO NICE, THEY DID IT TWICE (OR MORE)	MULTI-HIT GAMES					MULTI-RUN GAMES					MULTI-RBI GAMES					MULTI-BB GAMES					MULTI-K GAMES					MULTI-SB GAMES				
	2	3	4	5+	T	2	3	4	5+	T	2	3	4	5+	T	2	3	4	5+	T	2	3	4	5+	T	2	3	4	5+	T
19 Alexander, CJ	6	3	-	-	9	6	1	-	-	7	3	1	1	-	5	1	-	-	-	1	14	1	-	-	15	-	-	-	-	-
16 Blanco, Dairon	8	6	1	-	15	10	1	-	-	11	2	2	-	-	4	4	1	-	-	5	3	2	-	-	5	10	1	1	-	12
3 Bradley, Tucker	6	2	-	-	8	3	1	-	-	4	3	2	-	-	5	5	-	-	-	5	2	-	1	-	3	2	-	-	-	2
12 Camargo, Johan	5	-	-	-	5	-	-	-	-	-	1	-	-	-	1	3	-	-	-	3	1	-	-	-	1	-	-	-	-	-
17 Castellano, Angelo	6	-	-	-	6	5	-	-	-	5	3	1	-	-	4	2	1	-	-	3	4	1	-	-	5	1	-	-	-	1
6 Dungan, Clay	2	-	-	-	2	1	1	-	-	2	1	-	-	-	1	1	-	-	-	1	3	-	-	-	3	1	-	-	-	1
Eaton, Nate	5	1	-	-	6	1	1	-	-	2	2	-	-	-	2	1	-	-	-	1	3	-	-	-	3	1	1	-	-	2
Fermin, Freddy	1	1	1	-	3	3	1	-	-	4	2	1	-	1	4	2	1	-	-	3	2	-	-	-	2	-	-	-	-	-
Garcia, Maikel	4	1	-	-	5	2	-	-	-	2	2	2	-	-	4	3	1	-	-	4	2	1	-	-	3	-	-	-	-	-
28 Gentry, Tyler	12	1	1	-	14	2	2	-	-	4	4	3	-	1	8	4	1	-	-	5	8	5	-	-	13	-	-	-	-	-
18 Hicklen, Brewer	4	1	-	-	5	3	-	-	-	3	2	1	-	-	3	2	-	-	-	2	8	-	-	-	8	-	-	-	-	-
Jenista, Greyson	-	-	-	-	-	-	-	-	-	-	-	-	-	-	-	-	-	-	-	-	2	-	-	-	2	-	-	-	-	-
13 Loftin, Nick	10	3	1	-	14	4	-	-	-	4	4	7	1	-	12	-	-	-	-	-	4	-	-	-	4	-	-	-	-	-
Lopez, Nicky	1	-	-	-	1	-	-	-	-	-	-	-	-	-	-	1	-	-	-	1	-	-	-	-	-	-	-	-	-	-
14 Porter, Logan	10	2	-	-	12	5	-	-	-	5	4	1	-	-	5	4	3	-	-	7	11	5	-	-	16	-	-	-	-	-
Pratto, Nick	-	1	-	-	1	1	-	-	-	1	2	-	-	-	2	3	-	-	-	3	2	1	-	-	3	-	-	-	-	-
25 Reetz, Jakson	4	2	-	-	6	-	-	-	-	-	1	-	-	1	2	2	-	-	-	2	4	2	1	-	7	-	-	-	-	-
Reyes, Frammil	1	-	-	-	1	1	-	-	-	1	1	-	-	-	1	-	-	-	-	-	1	1	-	-	2	-	-	-	-	-
0 Taylor, Samad	17	3	-	-	20	7	3	-	-	10	7	2	-	-	9	7	1	-	-	8	12	2	1	-	15	2	2	1	-	5
Waters, Drew	1	-	3	-	4	2	2	-	-	4	1	1	-	-	2	1	-	-	-	1	1	2	-	-	3	-	-	-	-	-
	103	27	7	0	137	56	13	0	0	69	45	24	2	3	74	46	9	0	0	55	85	25	3	0	113	17	4	2	0	23

## HITTING STREAKS

PLAYER	CURRENT	LONGEST	DATES/RESULTS							
			START	END	AVG	2B	3B	HR	RBI	OPS
19 Alexander, CJ	-	5	4/29	5/6	.278 (5-18)	1	0	0	3	.611
16 Blanco, Dairon	8	8	6/1	6/9	.417 (15-36)	1	0	0	7	.869
3 Bradley, Tucker	5	5	5/31	6/8	.389 (7-18)	2	0	0	6	1.000
12 Camargo, Johan	-	7	5/31	6/7	.370 (10-27)	1	0	2	6	1.099
17 Castellano, Angelo	-	3 (3x)	5/16	5/19	.455 (5-11)	1	0	1	4	1.356
6 Dungan, Clay	5	5	6/2	6/8	.400 (6-15)	1	0	0	2	.967
28 Gentry, Tyler	3	5	4/5	4/9	.350 (7-20)	1	0	1	6	.967
18 Hicklen, Brewer	2	3 (2x)	5/30	6/2	.250 (3-12)	2	0	1	2	.975
14 Porter, Logan	2	7	4/1	4/12	.370 (10-27)	2	0	4	7	1.268
25 Reetz, Jakson	2	6	4/23	5/7	.350 (7-20)	4	0	2	4	1.285
0 Taylor, Samad	7	7 (2x)	6/1	6/9	.308 (8-26)	4	0	0	4	.874

BOLD indicates longest streak in 2023 among active players

## ON-BASE STREAKS

CURRENT	LONGEST	DATES/RESULTS							
		START	END	AVG	2B	HR	BB	HBP	OBP
-	7	5/11	5/19	.250 (7-28)	2	3	3	0	.313
20	20	5/13	6/9	.411 (30-73)	2	1	11	4	.500
8	8	5/21	6/8	.333 (10-30)	3	1	5	0	.429
-	11	5/16	6/7	.395 (15-38)	1	3	11	0	.531
9	9	4/1	4/19	.320 (8-25)	2	2	6	0	.438
7	7	5/28	6/8	.318 (7-22)	1	0	5	0	.429
3	9 (2x)	4/12	4/23	.167 (5-30)	1	1	9	2	.390
2	6	4/30	5/7	.190 (4-21)	2	0	5	0	.346
13	13	5/24	6/9	.298 (14-47)	1	0	11	1	.433
2	6	4/23	5/7	.350 (7-20)	4	2	2	1	.435
7	16	5/12	5/30	.302 (19-63)	6	2	12	2	.429

Italics indicates longest personal streak is active

## PITCHES/PLATE APPEARANCE &amp; PLATE APPEARANCE DEPTH

PLAYER	AVG. P/PA	TOTAL PA	TOTAL P	LONGEST PA (#)	DATE	INN.	PITCHER	RESULT
19 Alexander, CJ	3.98	170	676	8 (4x)	5/18 vs. TOL	▼ 1	Brenan Hanifree	Flyout (F9)
16 Blanco, Dairon	3.61	203	733	10 (2x)	5/13 @ SWB	▲ 2	Tanner Tully	Walk
3 Bradley, Tucker	4.03	123	496	10	4/29 @ NAS	▲ 3	Robert Stock	Groundout (4-3)
12 Camargo, Johan	4.39	54	237	9	6/1 vs. MEM	▼ 6	Kyle Leahy	Walk
17 Castellano, Angelo	4.19	157	658	10	4/18 vs. GWN	▼ 3	Michael Soroka	Strikeout Swinging
6 Dungan, Clay	4.35	68	296	10 (2x)	6/2 vs. MEM	▼ 10	Jake Walsh	Walk
28 Gentry, Tyler	4.23	260	1,099	12	6/7 @ IND	▲ 9	Cody Bolton	Walk
18 Hicklen, Brewer	3.70	115	425	10	6/3 vs. MEM	▼ 5	Zack Thompson	Strikeout Swinging
14 Porter, Logan	4.04	199	804	8 (8x)	5/24 @ STP	▲ 3	Brent Headrick	Walk
25 Reetz, Jakson	3.93	97	381	13	4/21 vs. GWN	▼ 2	Allan Winans	Strikeout Swinging
0 Taylor, Samad	3.99	277	1,105	9	4/25 @ NAS	▲ 1	Robert Gasser	Strikeout Looking
	4.01	1,723	6,910					

## PINCH-HITTING LOG (9)

#	DATE	INNING	PINCH HITTER	HITTING FOR	RESULT
1.	4/5 vs. Toledo	▼ 9	CJ Alexander	Angelo Castellano	Fielder's Choice (4-6)
2.	4/14 @ Iowa	▲ 8	Tucker Bradley	Angelo Castellano	2-RBI Double
3.	4/18 vs. Gwinnett	▼ 9	Tucker Bradley	Angelo Castellano	Strikeout Looking
4.	4/29 @ Nashville	▲ 8	Logan Porter	CJ Alexander	Strikeout Swinging
5.	5/7 vs. Louisville	▼ 9	CJ Alexander	Angelo Castellano	Groundout (4-3)
6.	5/10 @ Scranton/WB	▲ 8	CJ Alexander	Angelo Castellano	Strikeout Swinging
7.	5/12 @ Scranton/WB	▲ 8	Brewer Hicklen	Tucker Bradley	Flyout (F9)
8.	5/20 vs. Toledo	▼ 9	Tucker Bradley	Angelo Castellano	Strikeout Swinging
9.	5/27 @ St. Paul	▲ 7	Clay Dungan	Samad Taylor	Groundout, 6-3
10.					
11.					
12.					
13.					

Omaha Pinch Hitters: 1-for-9, 2B, 2 RBI, 4 K

Most-Used Pinch Hitter: CJ Alexander &amp; Tucker Bradley (3x)

Most Frequently Pinch-Hit For: Angelo Castellano (6x)

## PITCH TIMER VIOLATIONS CALLED ON OMAHA HITTERS (3)

DATE	INNING	UMPIRE	HITTER	COUNT AT CALL	BATTER RESULT (COUNT)
1. April 12 @ Iowa	▲ 9	Tom Hanahan	Samad Taylor (1)	0-1	Single (0-2)
2. June 3 vs. Memphis	▼ 8	Cody Clark	Johan Camargo (1)	0-0	Strikeout (0-2)
3. June 6 @ Indianapolis	▲ 1	Lew Williams	Dairon Blanco (1)	0-2	Strikeout (0-3)
4.					
5.					
6.					
7.					



HR #	PLAYER (SEASON #)	GM # – DATE	OPPONENT	PITCHER	PITCH TYPE	DIRECTION	ON BASE	INNING	OUTS	COUNT	SCORE	FINAL	DISTANCE	EXIT VELO	LAUNCH ANGLE
1.	Logan Porter (1)	2 – April 1	@ Indianapolis	Caleb Smith (L)	4-seam FB	LF	0	▲4	1	2-2	3-0	W, 12-1	417 ft	106.6 mph	32°
2.	<b>Jakson Reetz (1)</b>	<b>2 – April 1</b>	<b>@ Indianapolis</b>	<b>Caleb Smith (L)</b>	<b>Slider</b>	<b>LF</b>	<b>3</b>	<b>▲5</b>	<b>2</b>	<b>2-1</b>	<b>8-0</b>	<b>W, 12-1</b>	<b>408 ft</b>	<b>103.9 mph</b>	<b>25°</b>
3.	Dairon Blanco (1)	3 – April 2	@ Indianapolis	Mike Burrows	4-seam FB	LCF	0	▲5	2	3-2	1-3	W, 8-3	411 ft	105.2 mph	23°
4.	Samad Taylor (1)	3 – April 2	@ Indianapolis	J.C. Flowers	4-seam FB	LF	0	▲8	0	2-1	2-3	W, 8-3	334 ft	104.5 mph	22°
5.	Nick Loftin (1)	3 – April 2	@ Indianapolis	Daniel Zamora (L)	4-seam FB	LF	2	▲8	1	1-2	5-3	W, 8-3	362 ft	97.2 mph	29°
6.	Maikel Garcia (1)	4 – April 4	vs. Toledo	Alex Faedo	4-seam FB	RF	0	▼1	1	2-1	1-0	L, 9-2	349 ft	94.3 mph	35°
7.	Tyler Gentry (1)	5 – April 5	vs. Toledo	Tyler Holton (L)	Cutter	CF	2	▼6	0	2-0	3-1	L, 7-6	417 ft	106.5 mph	27°
8.	Logan Porter (2)	5 – April 5	vs. Toledo	Tyler Holton (L)	Slider	LF	0	▼6	0	3-1	4-1	L, 7-6	346 ft	103.3 mph	37°
9.	Logan Porter (3)	5 – April 5	vs. Toledo	Matt Wisler	4-seam FB	RCF	0	▼8	0	2-2	5-6	L, 7-6	364 ft	94.7 mph	34°
10.	Nick Loftin (2)	6 – April 6	vs. Toledo	Brenan Haniffee	Slider	LCF	0	▼2	0	2-2	1-1	L, 8-5	401 ft	101.8 mph	32°
11.	CJ Alexander (1)	6 – April 6	vs. Toledo	Brenan Haniffee	Sinker	CF	0	▼4	1	2-2	3-6	L, 8-5	409 ft	101.1 mph	35°
12.	Logan Porter (4)	7 – April 7	vs. Toledo	Reese Olson	4-seam FB	LF	0	▼3	0	3-2	5-2	W, 9-4	395 ft	104.3 mph	45°
13.	<b>Freddy Fermin (1)</b>	<b>8 – April 8</b>	<b>vs. Toledo</b>	<b>Will Vest</b>	<b>Slider</b>	<b>CF</b>	<b>3</b>	<b>▼3</b>	<b>2</b>	<b>0-0</b>	<b>6-1</b>	<b>W, 13-8</b>	<b>401 ft</b>	<b>102.1 mph</b>	<b>42°</b>
14.	Angelo Castellano (1)	8 – April 8	vs. Toledo	Will Vest	4-seam FB	LCF	1	▼4	0	2-0	8-1	W, 13-8	401 ft	102.8 mph	33°
15.	Freddy Fermin (2)	8 – April 8	vs. Toledo	Ashton Goudeau	Changeup	CF	1	▼5	0	1-1	10-1	W, 13-8	428 ft	105.9 mph	28°
16.	CJ Alexander (2)	8 – April 8	vs. Toledo	Ashton Goudeau	Changeup	LF	0	▼7	0	1-0	11-8	W, 13-8	351 ft	92.4 mph	43°
17.	Angelo Castellano (2)	9 – April 9	vs. Toledo	Alex Faedo	4-seam FB	LF	0	▼3	1	0-0	1-0	L, 8-2	373 ft	98.0 mph	25°
18.	Samad Taylor (2)	10 – April 11	@ Iowa	Roenis Elias (L)	4-seam FB	CF	2	▲5	2	0-2	3-9	L, 9-6	405 ft	100.9 mph	25°
19.	Freddy Fermin (3)	10 – April 11	@ Iowa	Brandon Hughes (L)	4-seam FB	LF	1	▲6	2	0-1	6-9	L, 9-6	398 ft	100.3 mph	33°
20.	CJ Alexander (3)	11 – April 12	@ Iowa	Riley Thompson	Changeup	RF	0	▲2	0	1-0	2-1	W, 10-6	394 ft	104.3 mph	24°
21.	Tyler Gentry (2)	11 – April 12	@ Iowa	Riley Thompson	Slider	LF	0	▲3	2	1-2	3-1	W, 10-6	393 ft	103.3 mph	26°
22.	Tucker Bradley (1)	11 – April 12	@ Iowa	Rowan Wick	4-seam FB	RCF	1	▲6	2	1-1	7-3	W, 10-6	392 ft	98.2 mph	29°
23.	Nick Loftin (3)	11 – April 12	@ Iowa	Anthony Kay (L)	Slider	CF	0	▲8	0	2-1	8-6	W, 10-6	420 ft	104.3 mph	28°
24.	Nick Loftin (4)	12 – April 13	@ Iowa	Nick Neidert	4-seam FB	LF	0	▲4	2	3-2	1-11	L, 14-1	370 ft	100.4 mph	38°
25.	Nick Pratto (1)	15 – April 19	vs. Gwinnett	Beau Burrows	Slider	CF	0	▼2	0	1-2	1-1	L, 6-2	399 ft	100.2 mph	26°
26.	Logan Porter (5)	15 – April 19	vs. Gwinnett	Beau Burrows	Slider	LF	0	▼4	1	1-2	2-3	L, 6-2	350 ft	94.9 mph	50°
27.	CJ Alexander (4)	17 – April 21	vs. Gwinnett	Allan Winans	Changeup	RF	0	▼2	2	0-0	1-1	L, 7-3	395 ft	96.2 mph	37°
28.	Nick Pratto (2)	18 – April 22	vs. Gwinnett	Dylan Dodd (L)	Changeup	RF	1	▼1	2	3-1	2-0	L, 5-2	350 ft	88.4 mph	39°
29.	Nate Eaton (1)	22 – April 27	@ Nashville	Janson Junk	Sweeper	LF	0	▲2	2	2-2	1-0	W, 2-1	403 ft	103.0 mph	32°
30.	Freddy Fermin (4)	24 – April 29	@ Nashville	Robert Stock	4-seam FB	RCF	2	▲1	1	3-1	4-0	L, 6-5 (10)	381 ft	104.3 mph	23°
31.	Tyler Gentry (3)	25 – April 30	@ Nashville	Robert Gasser (L)	4-seam FB	LF	1	▲3	2	1-0	2-1	W, 10-6	391 ft	100.6 mph	33°
32.	Logan Porter (6)	25 – April 30	@ Nashville	Robert Gasser (L)	Slider	LF	0	▲4	0	2-1	3-1	W, 10-6	389 ft	102.3 mph	29°
33.	Freddy Fermin (5)	25 – April 30	@ Nashville	Robert Gasser (L)	Changeup	LF	0	▲5	1	2-0	5-1	W, 10-6	368 ft	94.8 mph	35°
34.	Nick Loftin (5)	28 – May 4	vs. Louisville	Silvino Bracho	Slider	LF	0	▼7	0	0-0	8-11	L, 12-10	365 ft	101.1 mph	19°
35.	Jakson Reetz (2)	29 – May 5	vs. Louisville	Brandon Williamson (L)	4-seam FB	LF	1	▼2	1	0-0	2-1	W, 6-2	346 ft	100.2 mph	27°
36.	Nick Loftin (6)	29 – May 5	vs. Louisville	Brandon Williamson (L)	Slider	CF	0	▼6	0	0-0	3-1	W, 6-2	395 ft	105.6 mph	24°
37.	Angelo Castellano (3)	30 – May 6	vs. Louisville	Ryan Nutof	Curveball	LF	1	▼7	2	2-2	8-8	W, 11-9	376 ft	95.2 mph	29°
38.	Jakson Reetz (3)	31 – May 7	vs. Louisville	Andrew Abbott (L)	Changeup	LF	0	▼4	1	2-0	1-0	L, 4-3	426 ft	104.4 mph	32°
39.	Frammil Reyes (1)	31 – May 7	vs. Louisville	Andrew Abbott (L)	Curveball	LCF	1	▼5	2	3-2	3-0	L, 4-3	389 ft	100.8 mph	29°
40.	Clay Dungan (1)	32 – May 9	@ Scranton/WB	Mitch Spence	4-seam FB	RCF	0	▲3	0	1-00	2-2	L, 14-2	388 ft	104.0 mph	28°
41.	Dairon Blanco (2)	33 – May 10	@ Scranton/WB	Luis Severino	Changeup	LF	0	▲3	0	0-1	1-1	L, 4-3	377 ft	99.6 mph	24°
42.	CJ Alexander (5)	34 – May 11	@ Scranton/WB	Colten Brewer	Slider	CF	0	▲9	0	1-1	3-1	W, 4-3 (11)	422 ft	106.4 mph	23°
43.	CJ Alexander (6)	36 – May 13	@ Scranton/WB	Greg Weissert	Sweeper	RF	0	▲6	1	0-0	4-3	L, 8-6	377 ft	102.7 mph	39°
44.	CJ Alexander (7)	37 – May 14	@ Scranton/WB	Mitch Spence	4-seam FB	RCF	0	▲2	0	3-2	1-1	W, 6-3	416 ft	109.9 mph	24°
45.	Brewer Hicklen (1)	37 – May 14	@ Scranton/WB	D.J. Snelten (L)	Changeup	LF	0	▲9	0	2-1	4-3	W, 6-3	344 ft	109.5 mph	25°
46.	Samad Taylor (3)	37 – May 14	@ Scranton/WB	D.J. Snelten (L)	4-seam FB	RCF	1	▲9	2	3-1	6-3	W, 6-3	346 ft	95.2 mph	29°
47.	Samad Taylor (4)	39 – May 17	vs. Toledo	Zach Logue (L)	4-seam FB	RCF	1	▼1	0	0-1	2-1	W, 16-8	372 ft	100.0 mph	30°
48.	Logan Porter (7)	39 – May 17	vs. Toledo	Zach Logue (L)	4-seam FB	LF	1	▼1	0	0-0	4-1	W, 16-8	401 ft	102.3 mph	38°
49.	Angelo Castellano (4)	39 – May 17	vs. Toledo	Miguel Del Pozo (L)	4-seam FB	LF	1	▼5	2	1-0	10-5	W, 16-8	385 ft	99.2 mph	26°
50.	Brewer Hicklen (2)	40 – May 18	vs. Toledo	Miguel Diaz	Sinker	LCF	2	▼8	0	2-0	9-0	W, 9-0	443 ft	108.4 mph	32°
51.	Drew Waters (1)	43 – May 21	vs. Toledo	Ashton Goudeau	4-seam FB	RCF	0	▼3	0	1-1	1-2	W, 8-4	408 ft	108.7 mph	29°
52.	Drew Waters (2)	43 – May 21	vs. Toledo	Ashton Goudeau	Changeup	LCF	1	▼4	1	2-0	4-3	W, 8-4	366 ft	99.5 mph	32°
53.	Tucker Bradley (2)	43 – May 21	vs. Toledo	Seth Elledge	Sinker	LCF	1	▼6	0	1-1	6-4	W, 8-4	388 ft	100.5 mph	28°
54.	Jakson Reetz (4)	43 – May 21	vs. Toledo	Braden Bristo	Sweeper	LF	0	▼7	0	2-1	8-4	W, 8-4	412 ft	104.1 mph	36°
55.	Dairon Blanco (3)	44 – May 23	@ St. Paul	Simeon Woods Richardson	4-seam FB	CF	0	▲4	1	1-1	4-0	W, 6-1	455 ft	104.5 mph	28°
56.	Nick Loftin (7)	45 – May 24	@ St. Paul	Brent Headrick (L)	Changeup	LF	2	▲3	1	2-2	3-5	L, 6-5	433 ft	103.7 mph	24°
57.	Nick Loftin (8)	46 – May 25	@ St. Paul	Cody Laweryson	Sweeper	LF	2	▲7	0	1-2	4-4	L, 8-6	357 ft	97.3 mph	22°
58.	Johan Camargo (1)	48 – May 27	@ St. Paul	Randy Dobnak	Changeup	CF	0	▲5	0	1-2	1-3	L, 14-1	426 ft	102.2 mph	26°
59.	Nick Loftin (9)	50 – May 30	vs. Memphis	Jake Woodford	Curveball	LF	1	▼1	2	0-0	2-1	W, 7-6	370 ft	91.0 mph	29°
60.	Tyler Gentry (3)	50 – May 30	vs. Memphis	Connor Thomas (L)	Slider	LCF	1	▼3	0	2-1	4-1	W, 7-6	471 ft	103.6 mph	27°
61.	Johan Camargo (2)	52 – June 1	vs. Memphis	Dakota Hudson	Slider	RCF	1	▼4	2	0-2	2-1	L, 12-6	393 ft	98.2 mph	31°
62.	Brewer Hicklen (3)	52 – June 1	vs. Memphis	Ryan Loutos	Sinker	CF	0	▼7	0	1-0	4-10	L, 12-6	425 ft	105.8 mph	33°
63.	CJ Alexander (8)	52 – June 1	vs. Memphis	Ryan Loutos	Cutter	RCF	1	▼8	0	2-2	5-12	L, 12-6	400 ft	102.8 mph	30°
64.	Nate Eaton (2)	53 – June 2	vs. Memphis	Tommy Parsons	4-seam FB	LF	0	▼1	1	0-0	1-0	W, 10-9 (10)	330 ft	103.3 mph	46°
65.	Johan Camargo (3)	56 – June 6	@ Indianapolis	Yerry De Los Santos	Sinker	RCF	0	▲9	0	3-1	3-2	W, 4-2	399 ft	107.6 mph	22°
66.	CJ Alexander (9)	57 – June 7	@ Indianapolis	Quinn Priester	Curveball	RCF	2	▲2	0	1-2	3-2	W, 9-7	404 ft	101.3 mph	34°
67.	CJ Alexander (10)	58 – June 8	@ Indianapolis	Eli Villalobos	4-seam FB	RCF	1	▲7	2	2-1	14-7	W, 15-7	408 ft	108.5	35°
68.	Brewer Hicklen (4)	59 – June 9	@ Indianapolis	Kent Emanuel (L)	Sinker	RCF	1	▲4	1	1-1	5-1	W, 6-2	41- ft	106.9 mph	26°



## HOME RUN BREAKDOWN

						OUTS			RUNNERS ON				TIED GO		DIRECTION					BESTS		LAST HOME RUN					
PLAYER	2023 TOTAL	HOME	ROAD	RHP	LHP	0	1	2	0	1	2	3	GAME	AHEAD	LF	LCF	CF	RCF	RF	FT	MPH	DATE	OPPONENT	PITCHER	KIND	INN	PA SINCE
CJ Alexander	10	4	6	10	-	6	2	2	7	2	1	-	2	3	1	-	2	4	3	422	109.9	6/8	@ Indianapolis	E. Villalobos	2-Run	▲ 7	5
Nick Loftin	9	4	5	5	4	5	2	2	5	1	3	-	2	2	6	1	2	-	-	433	105.6	5/30	vs. Memphis	J. Woodford	2-Run	▼ 1	3
Logan Porter	7	5	2	3	4	5	2	-	6	1	-	-	-	-	6	-	-	1	-	417	106.6	5/17	vs. Toledo	Z. Logue	2-Run	▼ 1	85
Freddy Fermin	5	2	3	3	2	1	2	2	1	2	1	1	-	-	2	-	2	1	-	428	105.9	4/30	@ Nashville	R. Gasser	Solo	▲ 5	2
Brewer Hicklen	4	2	2	2	2	3	1	-	2	1	1	-	-	1	1	1	1	1	-	443	109.5	6/9	@ Indianapolis	K. Emanuel	2-Run	▲ 4	6
Tyler Gentry	4	2	2	1	3	2	-	2	1	2	1	-	-	2	2	1	1	-	-	471	106.5	5/30	vs. Memphis	C. Thomas	2-Run	▼ 3	46
Jakson Reetz	4	3	1	1	3	1	2	1	2	1	-	1	-	2	4	-	-	-	-	426	104.4	5/21	vs. Toledo	B. Bristo	Solo	▼ 7	27
Angelo Castellano	4	4	-	3	1	1	1	2	1	3	-	-	1	1	3	1	-	-	-	401	102.8	5/17	vs. Toledo	M. Del Pozo	2-Run	▼ 5	56
Samad Taylor	4	1	3	1	3	2	-	2	1	2	1	-	-	1	1	-	1	2	-	405	104.5	5/17	vs. Toledo	Z. Logue	2-Run	▼ 1	96
Johan Camargo	3	1	2	3	-	2	-	1	2	1	-	-	-	2	-	-	1	2	-	426	107.6	6/6	@ Indianapolis	Y. De Los Santos	Solo	▲ 9	10
Dairon Blanco	3	-	3	3	-	1	1	1	3	-	-	-	-	1	1	1	1	-	-	455	105.2	5/23	@ St. Paul	S.Woods Richardson	Solo	▲ 4	69
Nate Eaton	2	1	1	2	-	-	1	1	2	-	-	-	-	2	2	-	-	-	-	403	103.3	6/2	vs. Memphis	T. Parsons	Solo	▼ 1	22
Drew Waters	2	2	-	2	-	1	1	-	1	1	-	-	-	1	-	1	-	1	-	408	108.7	5/21	vs. Toledo	A. Goudeau	2-Run	▼ 6	12
Tucker Bradley	2	1	1	2	-	1	-	1	-	2	-	-	-	1	-	1	-	1	-	392	100.5	5/21	vs. Toledo	S. Elledge	2-Run	▼ 4	33
Nick Pratto	2	2	-	1	1	1	-	1	1	1	-	-	1	1	-	-	1	-	1	399	100.2	4/22	@ Scranton/WB	D. Dodd	2-Run	▼ 1	19
Clay Dungan	1	-	1	1	-	1	-	-	1	-	-	-	1	-	-	-	-	1	-	388	104.0	5/9	@ Scranton/WB	M. Spence	Solo	▲ 3	64
Franmil Reyes	1	1	-	-	1	-	-	1	-	1	-	-	-	-	-	1	-	-	-	389	100.8	5/7	vs. Louisville	A. Abbott	2-Run	▼ 5	1
Maikel Garcia	1	1	-	1	-	-	1	-	1	-	-	-	-	1	-	-	-	-	1	349	94.3	4/4	vs. Toledo	A. Faedo	Solo	▼ 1	94
	68	36	32	44	24	33	16	19	37	21	8	2	7	21	29	8	12	14	5								

## INNING DISTRIBUTION

1st Inning	2nd Inning	3rd Inning	4th Inning	5th Inning	6th Inning	7th Inning	8th Inning	9th Inning	10th Inning	11th Inning
7	8	10	11	8	7	7	6	4	-	-

## NOTABLE STORM CHASERS HOME RUNS

BACK-TO-BACK HOMERS (1)		2-HOMER GAMES (3)		3-HOMER GAMES (0)		GRAND SLAMS (2)	
PLAYERS	DATE/OPPONENT (INN.)	PLAYER (CAREER NO.)	DATE/OPPONENT	PLAYER (CAREER NO.)	DATE/OPPONENT	PLAYER (CAREER NO.)	DATE/OPPONENT (INN.)
Tyler Gentry & Logan Porter	4/5 vs. Toledo (6th)	Logan Porter (3rd)	4/5 vs. Toledo			Jakson Reetz (1st)	4/1 @ Indianapolis (5th)
		Freddy Fermin (4th)	4/8 vs. Toledo			Freddy Fermin (3rd)	4/8 vs. Toledo (3rd)
		Drew Waters (3rd)	5/21 vs. Toledo				

LEADOFF HOMERS (0)		INSIDE-THE PARK HOMERS (0)		PINCH-HIT HOMERS (0)		WALK-OFF HOMERS (0)	
PLAYER (CAREER NO.)	DATE/OPPONENT	PLAYER (CAREER NO.)	DATE/OPPONENT (INN.)	PLAYER (CAREER NO.)	DATE/OPPONENT (INN.)	PLAYER	DATE/OPPONENT

HOME RUN SITUATION	# OF	DATE OF LAST	BATTER ('23 HR #)	PITCHER	COUNT	RUNNERS ON	OUTS	INNING	SCORE @ HR	FINAL
GO-AHEAD HOME RUN	21	June 7 @ Indianapolis	CJ Alexander (9)	Quinn Priester	1-2	2	0	▲ 2	3-2	W, 9-7
GAME-TYING HOME RUN	7	May 25 @ St. Paul	Nick Loftin (8)	Cody Laweryson	1-2	2	0	▲ 7	4-4	L, 8-6

## NOTABLE OPPOSING HOME RUNS

BACK-TO-BACK HOMERS (2)		2-HOMER GAMES (2)		3-HOMER GAMES (1)		GRAND SLAMS (3)	
PLAYERS	DATE/OPPONENT (INN.)	PLAYER (CAREER NO.)	DATE/OPPONENT	PLAYER (CAREER NO.)	DATE/OPPONENT	PLAYER	DATE/OPPONENT (INN.)
Encarnacion-Strand & Benson	5/4 vs. Louisville (1st)	Jermaine Palacios (5)	5/17 vs. Toledo	Christian Encarnacion-Strand (1)	5/4 vs. Louisville	Andy Ibáñez	April 6 vs. Toledo (3rd)
Jordan Walker & Moisés Gómez	5/31 vs. Memphis (6th)	Moisés Gómez (7)	5/31 vs. Memphis			Andrés Chaparro	May 9 @ Scranton/WB (7th)
						Jair Camargo	May 28 @ St. Paul (7th)

LEADOFF HOMERS (5)		INSIDE-THE PARK HOMERS (0)		PINCH-HIT HOMERS (0)		WALK-OFF HOMERS (2)	
PLAYER	DATE/OPPONENT	PLAYER	DATE/OPPONENT (INN.)	PLAYER	DATE/OPPONENT (INN.)	PLAYER	DATE/OPPONENT
Christopher Morel	4/14 @ Iowa					Michael Hermosillo	5/10 @ Scranton/WB
Forrest Wall	4/19 vs. Gwinnett					Ben Rortvedt	5/13 @ Scranton/WB
Michael Siani	5/3 vs. Louisville						
Michael Siani	5/5 vs. Louisville						
Nick Gonzales	6/9 @ Indianapolis						



## AFTER-INNING RECORDS

### LEADING TRAILING TIED

AFTER 1 INNING	9 - 7	7 - 9	11 - 16
AFTER 2 INNINGS	16 - 8	8 - 13	3 - 11
AFTER 3 INNINGS	17 - 9	4 - 17	6 - 6
AFTER 4 INNINGS	18 - 8	5 - 20	4 - 4
AFTER 5 INNINGS	19 - 7	6 - 22	2 - 3
AFTER 6 INNINGS	20 - 7	5 - 25	2 - 0
AFTER 7 INNINGS	20 - 6	5 - 24	2 - 2
AFTER 8 INNINGS	22 - 1	2 - 27	3 - 3

## STORM CHASERS BIG INNINGS

### DATE INNING RUNS

1. June 8 @ Indianapolis	Top 5th	10
2. May 17 vs. Toledo	Bottom 1st	7
April 2 @ Indianapolis	Top 8th	7
4. June 2 vs. Memphis	Bottom 5th	6
May 18 vs Toledo	Bottom 8th	6
April 8 vs. Toledo	Bottom 3rd	6
7.		
8.		

## SCORE BY INNINGS

	1	2	3	4	5	6	7	8	9	10	11+	TOTAL
Omaha	44	30	38	31	58	30	30	42	32	1	1	337
Opponents	40	45	38	31	39	64	34	48	26	1	0	366
<b>Difference</b>	<b>4</b>	<b>-15</b>	<b>0</b>	<b>0</b>	<b>19</b>	<b>-34</b>	<b>-4</b>	<b>-6</b>	<b>6</b>	<b>0</b>	<b>1</b>	<b>-29</b>

### SCORE BY INNINGS V. INDY

	1	2	3	4	5	6	7	8	9	10	11+	TOTAL
Omaha	6	4	2	3	17	5	4	12	9	0	0	62
Indianapolis	9	3	4	1	4	4	1	2	0	0	0	28
<b>vs. Indy Difference</b>	<b>-3</b>	<b>1</b>	<b>-2</b>	<b>2</b>	<b>13</b>	<b>1</b>	<b>3</b>	<b>10</b>	<b>9</b>	<b>0</b>	<b>0</b>	<b>34</b>

## MULTI-RUN INNINGS

	2	3	4	5	6	7	8	9	10+	TOTAL
Storm Chasers	46	19	10	2	3	2	-	-	1	83
Opponents	42	23	10	5	4	2	1	1	-	88

## RECORD BY RUNS SCORED/ALLOWED

RUNS	0	1	2	3	4	5	6	7	8	9	10	11	12	13+
SCORED	0 - 1	0 - 4	1 - 7	1 - 6	2 - 3	1 - 4	5 - 6	1 - 0	3 - 0	4 - 0	3 - 1	2 - 0	1 - 0	3 - 0
ALLOWED	1 - 0	2 - 0	5 - 0	4 - 0	2 - 6	0 - 2	4 - 42	1 - 3	3 - 5	2 - 5	0 - 2	0 - 0	0 - 2	0 - 3

## RECORD BY MARGIN OF VICTORY/DEFEAT

1 Run	2 Runs	3 Runs	4 Runs	5 Runs	6 Runs	7 Runs	8 Runs	9 Runs	10+ Runs
5 - 7	6 - 4	2 - 6	5 - 3	4 - 3	0 - 4	0 - 2	3 - 0	1 - 0	1 - 3

## 2023 STORM CHASERS MONTH BY MONTH

### HITTING

MONTH	AVG	G	AB	R	H	TB	2B	3B	HR	RBI	BB	IBB	SO	SB	CS	OBP	SLG	OPS	SAC	SF	HBP	GIDP	LOB
MARCH	.300	1	40	8	12	16	2	1	0	8	9	0	12	5	0	.429	.400	.829	0	0	0	0	14
APRIL	.250	24	799	124	200	352	49	2	33	118	99	0	204	38	8	.337	.441	.778	1	11	11	24	156
MAY	.269	26	885	148	238	386	53	7	27	131	120	0	218	58	13	.366	.436	.802	1	6	19	28	198
JUNE	.294	8	282	57	83	126	19	0	8	54	44	0	68	23	2	.387	.447	.834	3	7	3	8	65
JULY																							
AUGUST																							
SEPTEMBER																							
<b>TOTAL</b>	<b>.266</b>	<b>59</b>	<b>2006</b>	<b>337</b>	<b>533</b>	<b>880</b>	<b>123</b>	<b>10</b>	<b>68</b>	<b>311</b>	<b>272</b>	<b>0</b>	<b>502</b>	<b>124</b>	<b>23</b>	<b>.359</b>	<b>.439</b>	<b>.798</b>	<b>5</b>	<b>24</b>	<b>33</b>	<b>60</b>	<b>433</b>

### PITCHING

MONTH	W	L	ERA	G	GS	CG	SHO	GF	HLD	SV	SVO	IP	H	R	ER	HR	HB	BB	SO	WP	BK	WHIP	AVG
MARCH	1	0	6.00	1	1	0	0	1	0	1	1	9.0	11	6	6	1	1	2	7	0	1	1.44	.297
APRIL	9	15	5.65	24	24	0	0	24	11	3	7	212.0	238	149	133	30	17	104	198	16	2	1.61	.284
MAY	12	14	5.61	26	26	0	1	26	17	6	12	229.1	247	162	143	46	15	126	235	13	1	1.63	.278
JUNE	5	3	5.67	8	8	0	0	8	1	1	3	73.0	74	49	46	8	1	45	82	3	0	1.63	.259
JULY																							
AUGUST																							
SEPTEMBER																							
<b>TOTAL</b>	<b>27</b>	<b>32</b>	<b>5.64</b>	<b>59</b>	<b>59</b>	<b>0</b>	<b>1</b>	<b>59</b>	<b>29</b>	<b>11</b>	<b>23</b>	<b>523.1</b>	<b>570</b>	<b>366</b>	<b>328</b>	<b>85</b>	<b>34</b>	<b>277</b>	<b>522</b>	<b>32</b>	<b>4</b>	<b>1.62</b>	<b>.278</b>

## 2023 WALK-OFF TRACKER (1 FOR, 5 AGAINST)

GAME #	DATE	OPPONENT	FINAL (INN.)	PLAYER	WINNING RUN	PITCHER	HOW	OUTS	COUNT
23	April 28	@ Nashville	L, 4-3 (9)	Brian Navarreto	Skye Bolt	Josh Dye	Throwing error by 3B Maikel Garcia	2	1-0
24	April 29	@ Nashville	L, 6-5 (10)	Keston Hiura	Eddy Alvarez	Evan Sisk	Infield single to SS Angelo Castellano	1	2-1
33	May 10	@ Scranton/WB	L, 4-3 (9)	Michael Hermosillo	Michael Hermosillo	Dylan Coleman	Solo home run to LF	0	2-1
36	May 13	@ Scranton/WB	L, 8-6 (9)	Ben Rortvedt	Estevan Florial	Brooks Kriske	3-run home run to RCF	1	2-2
45	May 24	@ Toledo	L, 6-5 (9)	Jose Miranda	Andrew Stevenson	Brooks Kriske	RBI single to LF	0	1-1
53	June 2	vs. Memphis	W, 10-9 (10)	Dairon Blanco	Brewer Hicklen	Jake Walsh	Sacrifice fly to RF	1	2-2

Bold Indicates Omaha Walk-Off Win

## 2023 STORM CHASERS EJECTIONS (4)

DATE	INNING	WHO (POSITION) / # IN 2023	WHY	UMPIRE (POSITION)
1. April 21 vs. Gwinnett	▼ 6	Mike Jirschele (Manager) / 1st	Balls/Strikes	Takahito Matsuda (Home Plate)
2. April 21 vs. Gwinnett	▲ 7	Dane Johnson (Pitching Coach) / 1st	Balk	Takahito Matsuda (Home Plate)
3. April 21 vs. Gwinnett	▼ 8	CJ Alexander (Designated Hitter) / 1st	Balls/Strikes	Takahito Matsuda (Home Plate)
4. May 11 @ Scranton/WB	▼ 9	Mike Jirschele (Manager) / 2nd	Hit By Pitch	Robert Nunez (Home Plate)



### ABS CHALLENGE TRACKER (22-FOR-58 / 37.9%)

#	GM # - DATE	OPPONENT	PLAYER CHALLENGING	POSITION	INNING	CALL (COUNT)	OVERTURNED?	PLAY RESULT (COUNT)	OPPONENT	UMPIRE
1.	23 - April 28	@ Nashville	Logan Porter	Catcher	▼ 6	Ball (0-0)	No	Lineout, L9 (1-1)	Thomas Pannone (P)	Paul Clemens
2.	23 - April 28	@ Nashville	Maikel Garcia	Batter	▲ 8	Strike (1-0)	No	Groundout, 5-4 (1-1)	Thomas Pannone (P)	Paul Clemens
3.	29 - May 5	vs. Louisville	Jakson Reetz	Catcher	▲ 8	Ball (0-0)	No	Walk (3-0)	Chuckie Robinson (C)	Tyler Jones
4.	29 - May 5	vs. Louisville	Jakson Reetz	Catcher	▲ 9	Ball (1-0)	No	Strikeout Looking (2-2)	T.J. Hopkins (LF)	Tyler Jones
5.	31 - May 7	vs. Louisville	Dairon Blanco	Batter	▼ 2	Strike (3-2)	No	Strikeout Looking (3-2)	Andrew Abbott (P)	Randy Rosenberg
6.	31 - May 7	vs. Louisville	Brewer Hicklen	Batter	▼ 3	Strike (3-2)	YES	Walk (3-2)	Andrew Abbott (P)	Randy Rosenberg
7.	31 - May 7	vs. Louisville	Jakson Reetz	Catcher	▲ 4	Ball (3-2)	No	Walk (3-2)	Nick Martini (RF)	Randy Rosenberg
8.	31 - May 7	vs. Louisville	Logan Porter	Batter	▼ 5	Strike (3-2)	No	Strikeout Looking (3-2)	Andrew Abbott (P)	Randy Rosenberg
9.	35 - May 12	@ Scranton/WB	Jakson Reetz	Catcher	▼ 5	Ball (0-0)	YES	Lineout, L9 (0-2)	Carlos Narvaez (C)	Dillon Wilson
10.	35 - May 12	@ Scranton/WB	Jakson Reetz	Catcher	▼ 7	Ball (2-1)	YES	Strikeout Looking (2-2)	Jamie Westbrook (2B)	Dillon Wilson
11.	35 - May 12	@ Scranton/WB	Jakson Reetz	Batter	▲ 8	Strike (1-1)	No	Strikeout Swinging (1-2)	Matt Bowman (P)	Dillon Wilson
12.	35 - May 12	@ Scranton/WB	Nick Wittgren	Pitcher	▼ 9	Ball (2-1)	No	Walk (3-2)	Jesus Bastidas (SS)	Dillon Wilson
13.	36 - May 13	@ Scranton/WB	Jackson Kowar	Pitcher	▼ 9	Ball (3-2)	No	Walk (3-2)	Billy McKinney (CF)	Raul Moreno
14.	36 - May 13	@ Scranton/WB	Logan Porter	Catcher	▼ 9	Ball (0-0)	No	Home Run (2-2)	Ben Rortvedt (C)	Raul Moreno
15.	37 - May 14	@ Scranton/WB	Jakson Reetz	Catcher	▼ 3	Ball (3-2)	No	Walk (3-2)	Andrés Chaparro (3B)	Robert Nunez
16.	37 - May 14	@ Scranton/WB	Jakson Reetz	Catcher	▼ 5	Ball (3-2)	No	Walk (3-2)	Elijah Dunham (LF)	Robert Nunez
17.	37 - May 14	@ Scranton/WB	Jakson Reetz	Catcher	▼ 7	Ball (2-2)	YES	Strikeout Looking (2-2)	Franchy Cordero (RF)	Robert Nunez
18.	37 - May 14	@ Scranton/WB	Jakson Reetz	Catcher	▼ 8	Ball (1-1)	No	Single (2-1)	Estevan Florial (CF)	Robert Nunez
19.	41 - May 19	vs. Toledo	Daniel Mengden	Pitcher	▲ 5	Ball (1-0)	No	Flyout, F8 (2-0)	Corey Joyce (SS)	John Bacon
20.	42 - May 20	vs. Toledo	Jakson Reetz	Catcher	▲ 2	Ball (2-2)	YES	Strikeout Looking (2-2)	Donny Sands (C)	Jhonatan Biarreta
21.	42 - May 20	vs. Toledo	Jakson Reetz	Catcher	▲ 3	Ball (1-1)	YES	Groundout, 5-3 (1-2)	Justyn-Henry Malloy (3B)	Jhonatan Biarreta
22.	42 - May 20	vs. Toledo	Jakson Reetz	Batter	▼ 3	Strike (2-2)	No	Strikeout Looking (2-2)	Reese Olson (P)	Jhonatan Biarreta
23.	42 - May 20	vs. Toledo	Jakson Reetz	Catcher	▲ 6	Ball (2-0)	No	RBI Walk (3-2)	Justyn-Henry Malloy (3B)	Jhonatan Biarreta
24.	42 - May 20	vs. Toledo	Jakson Reetz	Catcher	▲ 6	Ball (3-0)	YES	RBI Walk (3-2)	Justyn-Henry Malloy (3B)	Jhonatan Biarreta
25.	42 - May 20	vs. Toledo	Jakson Reetz	Catcher	▲ 7	Ball (0-0)	No	Single (3-1)	Andre Lupus (LF)	Jhonatan Biarreta
26.	43 - May 21	vs. Toledo	Angelo Castellano	Catcher	▲ 2	Ball (0-1)	YES	Walk (3-2)	Donny Sands (C)	Kelvis Velez
27.	43 - May 21	vs. Toledo	Angelo Castellano	Batter	▼ 4	Strike (0-1)	YES	Flyout, F8 (2-2)	Ashton Gourdeau (P)	Kelvis Velez
28.	43 - May 21	vs. Toledo	Jakson Reetz	Catcher	▼ 5	Ball (0-1)	No	Hit By Pitch (2-2)	Donny Sands (C)	Kelvis Velez
29.	43 - May 21	vs. Toledo	Brewer Hicklen	Batter	▼ 5	Strike (1-0)	YES	Lineout, L7 (2-1)	Seth Elledge (P)	Kelvis Velez
30.	43 - May 21	vs. Toledo	Jakson Reetz	Catcher	▲ 6	Ball (1-1)	No	Lineout, L6 (2-2)	Justyn-Henry Malloy (DH)	Kelvis Velez
31.	43 - May 21	vs. Toledo	Dairon Blanco	Batter	▼ 6	Strike (3-2)	YES	Walk (3-2)	Seth Elledge (P)	Kelvis Velez
32.	43 - May 21	vs. Toledo	Drew Waters	Batter	▼ 6	Strike (0-2)	YES	Double (1-2)	Seth Elledge (P)	Kelvis Velez
33.	43 - May 21	vs. Toledo	Logan Porter	Batter	▼ 6	Strike (1-1)	YES	Walk (3-2)	Braden Bristo (P)	Kelvis Velez
34.	43 - May 21	vs. Toledo	Jakson Reetz	Catcher	▲ 9	Ball (1-0)	YES	Double Play, 5-4-3 (2-2)	Donny Sands (C)	Kelvis Velez
35.	47 - May 26	@ St. Paul	Jakson Reetz	Catcher	▼ 4	Ball (1-1)	No	Lineout, L5 (1-1)	Chris Williams (DH)	Derek Thomas
36.	47 - May 26	@ St. Paul	Jakson Reetz	Catcher	▼ 6	Ball (3-1)	YES	Strikeout Swinging (3-2)	Chris Williams (DH)	Derek Thomas
37.	47 - May 26	@ St. Paul	Jakson Reetz	Catcher	▼ 6	Ball (0-0)	YES	Groundout, 1-3 (0-1)	Andrew Bechtold (3B)	Derek Thomas
38.	47 - May 26	@ St. Paul	Jakson Reetz	Catcher	▼ 8	Ball (2-2)	No	Walk (3-2)	Hernan Perez (LF)	Derek Thomas
39.	47 - May 26	@ St. Paul	Jakson Reetz	Catcher	▼ 9	Ball (0-0)	No	Double (2-0)	Andrew Stevenson (CF)	Derek Thomas
40.	48 - May 27	@ St. Paul	Logan Porter	Catcher	▼ 4	Ball (1-2)	No	Flyout, F6 (2-2)	Andrew Stevenson (CF)	Darius Ghani
41.	48 - May 27	@ St. Paul	Jonah Dipoto	Pitcher	▼ 5	Ball (1-0)	YES	Strikeout Swinging (2-2)	Andrew Bechtold (2B)	Darius Ghani
42.	48 - May 27	@ St. Paul	Logan Porter	Catcher	▼ 8	Ball (0-0)	No	Fielder's Choice, 6-4 (1-1)	Andrew Stevenson (CF)	Darius Ghani
43.	49 - May 28	@ St. Paul	Jakson Reetz	Catcher	▼ 3	Ball (0-0)	No	Single (2-2)	Jair Camargo (DH)	Mike Rains
44.	49 - May 28	@ St. Paul	Jakson Reetz	Catcher	▼ 5	Ball (0-1)	YES	Strikeout Swinging (0-2)	Alex De Gotti (2B)	Mike Rains
45.	49 - May 28	@ St. Paul	Tyler Gentry	Batter	▼ 7	Strike (1-2)	No	Strikeout Looking (1-2)	Josh Winder (P)	Mike Rains
46.	49 - May 28	@ St. Paul	Jakson Reetz	Catcher	▼ 7	Ball (1-1)	No	Walk (3-2)	Ryan LaMarre (RF)	Mike Rains
47.	53 - June 2	vs. Memphis	Tucker Bradley	Batter	▼ 5	Strike (1-2)	No	Walk (3-2)	Andrew Suarez (P)	Paul Clemens
48.	53 - June 2	vs. Memphis	Brewer Hicklen	Batter	▼ 9	Strike (1-1)	No	Strikeout Swinging (1-2)	Jake Walsh (P)	Paul Clemens
49.	54 - June 3	vs. Memphis	Jakson Reetz	Catcher	▲ 2	Ball (1-0)	No	Single (2-0)	Taylor Motter (1B)	Cody Clark
50.	54 - June 3	vs. Memphis	Samad Taylor	Batter	▼ 6	Strike (0-1)	No	Strikeout Looking (0-2)	Zack Thompson (P)	Cody Clark
51.	54 - June 3	vs. Memphis	Jakson Reetz	Catcher	▼ 7	Ball (2-2)	No	Strikeout Swinging (3-2)	Aaron Antonini (DH)	Cody Clark
52.	55 - June 4	vs. Memphis	CJ Alexander	Batter	▲ 9	Strike (0-0)	No	Double Play, 6-4-3 (2-2)	Grant Black (P)	Mark Bass
53.	55 - June 4	vs. Memphis	Logan Porter	Catcher	▲ 6	Ball (0-0)	YES	Groundout, 6-3 (2-2)	Juniel Queeruto (CF)	Mark Bass
54.	55 - June 4	vs. Memphis	Jonah Dipoto	Pitcher	▲ 9	Ball (2-2)	No	RBI Walk (3-2)	Errol Robinson (3B)	Mark Bass
55.	59 - June 9	@ Indianapolis	Logan Porter	Batter	▲ 3	Strike (0-0)	YES	Flyout, F9 (2-1)	Kent Emanuel (P)	Lew Williams III
56.	59 - June 9	@ Indianapolis	Jakson Reetz	Catcher	▲ 7	Ball (0-1)	YES	Strikeout Swinging (0-2)	Lew Williams (2B)	Lew Williams III
57.	59 - June 9	@ Indianapolis	Jakson Reetz	Catcher	▼ 9	Ball (0-0)	YES	Strikeout Swinging (0-2)	Ryan Vilade (CF)	Lew Williams III
58.	59 - June 9	@ Indianapolis	Jakson Reetz	Catcher	▼ 9	Ball (0-0)	No	Fielder's Choice, 5-4 (1-0)	Henry Davis (RF)	Lew Williams III

### ABS CHALLENGES BY PLAYER

HITTERS - 41% (7-FOR-17)	TOTAL CHALLENGES	SUCCESSFUL CHALLENGES	SUCCESS RATE (%)
CJ Alexander	1	0	0%
Dairon Blanco	2	1	50%
Tucker Bradley	1	0	0%
Angelo Castellano	1	1	100%
Maikel Garcia	1	0	0%
Tyler Gentry	1	0	0%
Brewer Hicklen	3	2	67%
Logan Porter	3	2	67%
Jakson Reetz	2	0	0%
Samad Taylor	1	0	0%
Drew Waters	1	1	100%
CATCHERS - 39% (14-FOR-36)	TOTAL CHALLENGES	SUCCESSFUL CHALLENGES	SUCCESS RATE (%)
Logan Porter	5	1	20%
Jakson Reetz	31	13	42%
PITCHERS - 20% (1-FOR-5)	TOTAL CHALLENGES	SUCCESSFUL CHALLENGES	SUCCESS RATE (%)
Jonah Dipoto	2	1	50%
Jackson Kowar	1	0	0%
Daniel Mengden	1	0	0%
Nick Wittgren	1	0	0%

### ABS CHALLENGES BY GAME

DATE	TOTAL	SUCCESSFUL	SUCCESS RATE (%)	DATE	TOTAL	SUCCESSFUL	SUCCESS RATE (%)
April 28	2	0	0%	June 2	2	0	0%
May 5	2	0	0%	June 3	3	0	0%
May 6	0	0	-	June 4	3	1	33%
May 7	4	1	25%	June 9	4	3	75%
May 12	4	2	50%	June 10			
May 13	2	0	0%	June 11			
May 14	4	1	25%				
May 19	1	0	0%				
May 20	6	3	50%				
May 21	9	7	78%				
May 26	5	2	40%				
May 27	3	1	33%				
May 28	3	1	33%				

### ABS CHALLENGES BY COUNT

COUNT	TOTAL CHALLENGES	SUCCESSFUL CHALLENGES	SUCCESS RATE (%)
0-0 Count	14	4	29%
0-1 Count	7	4	57%
0-2 Count	1	1	100%
1-0 Count	7	3	43%
1-1 Count	7	3	43%
1-2 Count	3	0	0%
2-0 Count	1	0	0%
2-1 Count	2	1	50%
2-2 Count	6	2	33%
3-0 Count	1	1	100%
3-1 Count	1	1	100%
3-2 Count	8	2	25%

### ABS CHALLENGES BY INNING

INNING	CHALLENGES	SUCCESSFUL CHALLENGES	SUCCESS RATE (%)
1st Inning	0	-	-
2nd Inning	4	2	50%
3rd Inning	7	3	43%
4th Inning	4	1	25%
5th Inning	9	4	44%
6th Inning	11	7	64%
7th Inning	7	3	43%
8th Inning	6	0	0%
9th Inning	10	2	20%
Extras	0	-	-



## PITCHING

vs. Left-Handed Starter	9-10
vs. Right-Handed Starter	18-22
WITH Left-Handed Starter	13-13
WITH Right-Handed Starter	14-19

0-4 strikeouts	0-1
5-9 strikeouts	16-20
10+ strikeouts	11-11

0 runs of support	0-11
1-4 runs of support	17-18
5-9 runs of support	9-4
10+ runs of support	1-0

## SCORING

1-Run Games	5-7
2-Run Games	6-4
3-4-Run Games	7-9
5+ Run Games	9-12

Extra Innings	2-1
Shutouts	1-1
Doubleheaders	

Scoring 0-2 Runs	1-12
3-5 Runs	4-13
6-9 Runs	13-6
10+ Runs	9-1

Opponent 0-2 Runs	8-0
3-5 Runs	8-8
6-9 Runs	11-17
10+ Runs	0-7

Scored in 1st Inning	12-9
Opponent scored in 1st	14-12
Scores first	13-13
Opponent scores first	14-19

## HITTING

Omaha 0-5 hits	2-8
6-9 hits	5-15
10+ hits	20-9

Opponent 0-5 hits	2-2
6-9 hits	15-9
10+ hits	10-21

Out-hit opponent	18-8
Out-hit by opponent	6-22
Hits are tied	3-2

Hit 0 home runs	6-13
1 home run	11-13
2 home runs	3-4
3+ home runs	7-2

Opponent hit 0 home runs	9-6
1 home run	11-10
2 home runs	6-7
3+ home runs	1-9

Leave 0-5 runners on base	5-11
6-9 on base	18-16
10+ on base	4-5

Opponent leaves 0-5 runners on base	3-6
6-9 on base	14-20
10+ on base	10-6

Steals 0 bases	5-12
1 base	2-4
2 bases	6-9
3+ bases	14-7

Opponent steals 0 bases	9-14
1 base	10-12
2 bases	8-4
3+ bases	1-4

## FIELDING

Made 0 errors	18-10
1 error	4-14
2 errors	3-5
3+ errors	2-3

Opponent made 0 errors	10-13
1 error	7-13
2 errors	6-5
3+ errors	4-1

LONGEST WIN STREAK	
LONGEST LOSING STREAK	
LONGEST HOME WINNING STREAK	
LONGEST HOME LOSING STREAK	
LONGEST ROAD WINNING STREAK	
LONGEST ROAD LOSING STREAK	
LARGEST MARGIN OF VICTORY	
LARGEST MARGIN OF DEFEAT	
LONGEST GAME, INNINGS	
LONGEST GAME, TIME	
LONGEST 9-INNING GAME, TIME	
SHORTEST 9-INNING GAME, TIME	
SHORTEST GAME, TIME	
LARGEST COMEBACK WIN	
LARGEST MARGIN OF LEAD SURRENDERED (LOSS)	
MOST ERRORS, TEAM	
MOST ERRORS, PLAYER	
LARGEST CROWD, HOME	
LARGEST CROWD, ROAD	
WARMEST FIRST PITCH	
COLDEST FIRST PITCH	

MOST RUNS SCORED, GAME	
MOST RUNS SCORED, INNING	
MOST CONSECUTIVE INNINGS SCORED	
FEWEST HITS, GAME	
MOST HITS, GAME	
MOST DOUBLES, GAME	
MOST TRIPLES, GAME	
MOST HOME RUNS, GAME	
MOST EXTRA-BASE HITS, GAME	
MOST RBI, GAME	
MOST RUNNERS LOB, GAME	
MOST TOTAL BASES, GAME	
MOST WALKS, GAME	
MOST STRIKEOUTS, GAME	
FEWEST STRIKEOUTS, GAME	
MOST STOLEN BASES, GAME	
MOST HIT BY PITCHES	

MOST RUNS, GAME	
MOST HITS, GAME	
MOST DOUBLES, GAME	
MOST TRIPLES, GAME	
MOST HOME RUNS, GAME	
MOST RBI, GAME	
MOST WALKS, GAME	
MOST STRIKEOUTS, GAME	
MOST STOLEN BASES, GAME ^	
MOST HIT BY PITCHES, GAME	

MOST RUNS ALLOWED, GAME	
MOST RUNS ALLOWED, INNING	
FEWEST HITS ALLOWED, GAME	
MOST HITS ALLOWED, GAME	
FEWEST STRIKEOUTS, GAME	
MOST STRIKEOUTS, GAME	
FEWEST WALKS ALLOWED, GAME	
MOST WALKS ALLOWED, GAME	
MOST HOME RUNS ALLOWED, GAME	

MOST RUNS ALLOWED, GAME	
MOST EARNED RUNS ALLOWED, GAME ^	
FEWEST HITS ALLOWED, GAME (STARTER)	
MOST HITS ALLOWED, GAME	
MOST HOME RUNS ALLOWED, GAME ^	
MOST STRIKEOUTS	
MOST CONSECUTIVE STRIKEOUTS	
MOST WALKS ALLOWED, GAME	
MOST HIT BATTERS, GAME	
MOST INNINGS PITCHED, STARTER	
MOST PITCHES THROWN, STARTER	
MOST INNINGS PITCHED, RELIEVER	
MOST PITCHES THROWN, RELIEVER	

^ Indicates All-Time Storm Chasers Record Tied

## TEAM HIGHS

4 Games	Last: June 6 - June 9
5 Games	April 18 - April 22
2 Games (3x)	Last: May 21, May 30
3 Games	April 4 - April 6
5 Games	April 18 - April 22
2 Games (5x)	Last: May 27 - May 28
11 Runs	4/1 @ Indianapolis (12-1 Win)
13 Runs (2x)	Last: 5/27 @ St. Paul (14-1 Loss)
11 Innings	5/11 @ Scranton/Wilkes-Barre (4-3 Win)
3:23	6/2 vs. Memphis (10-9 Win, 10 Innings)
3:16	4/14 @ Iowa (11-8 Win)
2:14 (2x)	Last: 5/5 vs. Louisville (6-2 Win)
2:14 (2x)	Last: 5/5 vs. Louisville (6-2 Win)
6 Runs, After 4th	5/6 vs. Louisville (11-9 Win)
5 Runs, After 7th	6/4 vs. Memphis (6-5 Loss)
3 (3x)	Last: 4/23 vs. Gwinnett (5-3 Win)
3, Angelo Castellano	5/27 @ St. Paul (14-1 Loss)
6,882	5/20 vs. Toledo (4-1 Loss)
9,833	4/29 @ Nashville (6-5 Loss, 10 Innings)
88 Degrees	6/3 vs. Memphis (4-2 Loss)
35 Degrees	4/5 vs. Toledo (7-6 Loss)

## OFFENSIVE HIGHS

16	5/17 vs. Toledo (16-8 Win)
10, 5th Inning	6/8 @ Indianapolis (15-7 Win)
5 (2x)	Last: 4th-8th Innings, 5/17 vs. Toledo (16-8 Win)
2	5/20 vs. Toledo (4-1 Loss)
18	5/17 vs. Toledo (16-8 Win)
7	5/17 vs. Toledo (16-8 Win)
1 (10x)	Last: 5/30 vs. Memphis (7-6 Win)
4 (3x)	Last: 5/21 vs. Toledo (8-6 Win)
10	5/17 vs. Toledo (16-8 Win)
15	5/17 vs. Toledo (16-8 Win)
15	5/16 vs. Toledo (9-2 Loss)
34	5/17 vs. Toledo (16-8 Win)
11 (2x)	Last: 6/8 @ Indianapolis (15-7 Win)
16	5/20 vs. Toledo (4-1 Loss)
4	4/13 @ Iowa (14-1 Loss)
7	5/26 @ St. Paul (6-4 Win)
4	5/6 vs. Louisville (11-9 Win)

## INDIVIDUAL OFFENSIVE HIGHS

3 (10x)	Last: Blanco & Taylor, 6/8 @ Indianapolis (15-7 Win)
4 (7x)	Last: Dairon Blanco, 6/2 vs. Memphis (10-9 Win, 10 Innings)
2 (7x)	Last: Tyler Gentry, 6/7 @ Indianapolis (9-7 Win)
1 (10x)	Last: Nate Eaton, 5/30 vs. Memphis (7-6 Win)
2 (3x)	Last: Drew Waters, 5/21 vs. Toledo (8-6 Win)
6, Freddy Fermin	4/8 vs. Toledo (13-8 Win)
3 (9x)	Last: Logan Porter, 6/8 @ Indianapolis (15-7 Win)
4 (3x)	Last: Samad Taylor, 5/31 vs. Memphis (9-4 Loss)
4 (2x)	Last: Dairon Blanco, 5/25 @ St. Paul (8-6 Loss)
2 (2x)	Last: Dairon Blanco, 5/25 @ St. Paul (8-6 Loss)

## PITCHING HIGHS

14 (3x)	Last: 5/27 @ St. Paul (14-1 Loss)
9, 7th Inning	5/28 @ St. Paul (10-6 Loss)
3	5/18 vs. Toledo (9-0 Win)
18	5/9 @ Scranton/Wilkes-Barre (14-2 Loss)
3	4/18 vs. Gwinnett (4-1 Loss)
15	5/11 @ Scranton/Wilkes-Barre (4-3 Win, 11 Innings)
1 (4x)	Last: 6/9 @ Indianapolis (6-2 Loss)
11	6/1 vs. Memphis (12-6 Loss)
6 (2x)	Last: 5/31 vs. Memphis (9-4 Loss)

## INDIVIDUAL PITCHING HIGHS

11, Jonathan Heasley	4/13 @ Iowa (14-1 Loss)
11, Jonathan Heasley	4/13 @ Iowa (14-1 Loss)
1 (4x)	Last: Drew Parrish (4.0 IP), 5/20 vs. Toledo (4-1 Loss)
11, Jonathan Heasley	5/21 vs. Toledo (8-6 Win)
5 (2x)	Last: Austin Cox, 5/31 vs. Memphis (9-4 Loss)
8 (3x)	Last: Max Castillo, 6/9 @ Indianapolis (6-2 Loss)
4	Jonathan Heasley, 6/7 @ Indianapolis (9-7 Win)
5, Drew Parrish	5/20 vs. Toledo (4-1 Loss)
2 (3x)	Last: James McArthur, 5/20 vs. Toledo (4-1 Loss)
7.0, Jonathan Heasley	4/19 vs. Gwinnett (6-2 Loss)
104, Jonathan Heasley	4/25 @ Nashville (8-3 Loss)
3.2, Marcelo Martinez	4/29 @ Nashville (6-5 Loss, 10 Innings)
65, Austin Cox	4/6 vs. Toledo (8-5 Loss)

\* Indicates All-Time Storm Chasers Record Set

# STATCAST LEADERS

LONGEST MEASURED HOMER DISTANCE (TOP 5)			HIGHEST BATTED BALL EXIT VELOCITY (TOP 5)			HIGHEST PITCH VELOCITY (TOP 5)			HIGHEST PITCH SPIN RATE (TOP 5)		
Player	Distance (Pitcher)	Date	Player	Exit Velo (Batted Ball Type)	Date	Player	Pitch Velo (Pitch Result)	Date	Player	Spin Rate (Pitch Type)	Date
Tyler Gentry	471 (2-Run off Connor Thomas)	5/30 vs. MEM	CJ Alexander	115.3 (Double vs. Reese Olson)	4/7 vs. TOL	Jackson Kowar	99.3 (Justin Dean, Ball)	4/18 vs. GWN	Josh Dye	3,329 (81.2MPH Changeup vs. Joe Hudson)	4/21 vs. GWN
Dairon Blanco	455 (Solo off Simeon Woods Richardson)	5/23 @ STP	Drew Waters	111.8 (Double vs. Sam Clay)	5/19 vs. TOL	Josh Staumont	99.1 (Jermaine Palacios, Strikeout)	4/9 vs. TOL	Jon Heasley	3,090 (93.8MPH 45-Fastball vs. Abraham Toro)	4/30 @ NAS
Brewer Hicklen	443 (3-Run off Miguel Diaz)	5/18 vs. TOL	Brewer Hicklen	111.7 (Single vs. Kent Emanuel)	6/9 @ IND	Jackson Kowar	99.0 (Justin Dean, Walk)	4/18 vs. GWN	Josh Staumont	3,058 (81.0MPH Curveball vs. Miguel Andujar)	3/31 @ IND
Nick Loftin	433 (3-Run off Brent Headrick)	5/24 @ STP	Brewer Hicklen	110.4 (Double vs. Robert Gasser)	4/30 @ NAS	Josh Staumont	98.9 (Jermaine Palacios, Foul Ball)	4/9 vs. TOL	Jonah Dipoto	3,010 (80.5MPH Curveball vs. Kramer Robertson)	5/31 vs. MEM
Freddy Fermin	428 (2-Run off Ashton Goudeau)	4/8 vs. TOL	CJ Alexander	109.9 (Home Run vs. Mitch Spence)	5/14 @ SWB	Josh Staumont	98.8 (Michael Papierski, Ball)	4/9 vs. TOL	Jonah Dipoto	3,008 (80.8MPH Slider vs. Masyn Winn)	5/31 vs. MEM



## THE LAST TIME OMAHA...

THREW A PERFECT GAME.....  
THREW A 9-INNING NO-HITTER.....6/20/1988 vs. Columbus (Luis Aquino, 2-0 win)  
THREW A 7-INNING NO-HITTER.....7/13/1990 @ Iowa [G1] (Gene Walter, 3-0 win)  
THREW A COMBINED NO-HITTER.....4/17/1997 vs. Oklahoma City (Jim Converse and Allen McDill, 2-0 win)

THREW A COMBINED 1-HITTER (9 Innings).....8/26/2019 vs. Nashville (5-0 Win)  
Pitchers: Arnaldo Hernandez (8.0 IP), Gabe Speier (1.0 IP)  
THREW A COMBINED 1-HITTER (7 Innings).....  
THREW A COMBINED 2-HITTER (9 Innings).....6/12/2022 vs. Lehigh Valley (10-0 Win)  
Pitchers: Zack Greinke (5.0 IP), Andrés Núñez (1.0 IP), Marcelo Martínez (2.0 IP) & Brad Peacock (1.0 IP)  
THREW A COMBINED 2-HITTER (7 Innings).....  
GOT NO-HIT (9 INNINGS).....June 7, 2017 vs. Nashville (4-0 Loss)  
Pitchers: Chris Smith, Sean Doolittle, Tucker Healy and Simon Castro

GOT NO-HIT (LESS THAN 9 INNINGS).....6/29/2008 vs. Oklahoma [G1] (Dustin Nippert, 2-0 loss)  
GOT 1-HIT.....8/15/2021 vs. Iowa (10-0 Loss)  
GOT 2-HIT.....5/20/2023 vs. Toledo (4-1 Loss)

THREW A COMBINED 9-INNING SHUTOUT.....5/18/2023 vs. Toledo (9-0 Win)  
Pitchers: Austin Cox (5.0 IP), Evan Sisk (1.0 IP), Dylan Coleman (1.0 IP), Collin Snider (1.0 IP), Nick Wittgren (1.0 IP)  
THREW SHUTOUTS IN 3 STRAIGHT GAMES.....8/7/2018 vs. Salt Lake and 8/9 and 8/10/2018 @ Round Rock (5-0, 9-0, 2-0)  
THREW BACK-TO-BACK SHUTOUTS.....8/9 and 8/10/2018 @ Round Rock (9-0 Win & 2-0 Win)  
GOT SHUT OUT (9 INNINGS).....4/26/2023 @ Nashville (5-0 Loss)  
GOT SHUT OUT IN BACK-TO-BACK GAMES.....7/23 and 7/24/2022 vs. Iowa (10-0 Loss, 7-0 Loss)  
GOT SHUT OUT IN 3 STRAIGHT GAMES.....N/A (Since 2005)  
GOT SHUT OUT (LESS THAN 9 INNINGS).....5/28, 2022 @ Louisville [G2] (3-0 Loss)

WON 10 GAMES IN A ROW.....June 5 to June 16, 2012  
WON 9 GAMES IN A ROW.....May 22 to June 1, 2021  
WON 8 GAMES IN A ROW.....May 23 to May 30, 2010  
WON 7 GAMES IN A ROW.....July 21 to July 26, 2015  
WON 6 GAMES IN A ROW.....August 25 to August 31, 2021

LOST 10 GAMES IN A ROW.....August 6 to August 16, 2006  
LOST 8 GAMES IN A ROW.....June 6 to June 14, 2016  
LOST 7 GAMES IN A ROW.....April 20 to April 28, 2019  
LOST 6 GAMES IN A ROW.....May 4 to May 9, 2018

STRUCK OUT 19+ OPPOSING HITTERS.....5/6/2021 vs. St. Paul (19)  
STRUCK OUT 17+ OPPOSING HITTERS.....5/6/2021 vs. St. Paul (19)  
STRUCK OUT 15+ OPPOSING HITTERS.....5/11/2023 @ Scranton/Wilkes-Barre (15)  
STRUCK OUT 10+ OPPOSING HITTERS.....6/9/2023 @ Indianapolis (12)

SCORED 20+ RUNS IN ONE GAME.....7/4/2022 vs. Toledo (20)  
SCORED 15+ RUNS IN ONE GAME.....6/8/2023 @ Indianapolis (15)  
SCORED 10+ RUNS IN ONE GAME.....6/8/2023 @ Indianapolis (15)  
ALLOWED 20+ RUNS IN ONE GAME.....9/11/2021 @ St. Paul (21)  
ALLOWED 15+ RUNS IN ONE GAME.....9/11/2022 vs. Indianapolis (19)  
ALLOWED 10+ RUNS IN ONE GAME.....6/1/2023 vs. Memphis (12)

HAD 27+ HITS IN ONE GAME.....7/4/2022 vs. Toledo (27)  
HAD 25+ HITS IN ONE GAME.....7/4/2022 vs. Toledo (27)  
HAD 20+ HITS IN ONE GAME.....7/4/2022 vs. Toledo (27)  
HAD 15+ HITS IN ONE GAME.....5/17/2023 vs. Toledo (18)  
HAD 10+ HITS IN ONE GAME.....6/9/2023 @ Indianapolis (13)  
ALLOWED 22+ HITS IN ONE GAME.....8/2/2019 @ Reno (23)  
ALLOWED 20+ HITS IN ONE GAME.....8/2/2019 @ Reno (23)  
ALLOWED 15+ HITS IN ONE GAME.....5/27/2023 @ St. Paul (16)  
ALLOWED 10+ HITS IN ONE GAME.....6/7/2023 @ Indianapolis (10)

WALKED 14+ TIMES IN ONE GAME.....4/14/2022 vs. Louisville (14)  
WALKED 10+ TIMES IN ONE GAME.....6/8/2023 @ Indianapolis (11)  
WALKED 8+ TIMES IN ONE GAME.....6/8/2023 @ Indianapolis (11)  
ALLOWED 13+ WALKS IN ONE GAME.....5/8/2007 vs. Sacramento (13)  
ALLOWED 10+ WALKS IN ONE GAME.....6/1/2023 vs. Memphis (11)  
ALLOWED 8+ WALKS IN ONE GAME.....6/8/2023 @ Indianapolis (8)

HIT 9+ HOME RUNS IN A GAME.....7/3/2022 vs. Toledo (9)  
HIT 7+ HOME RUNS IN A GAME.....7/3/2022 vs. Toledo (9)  
HIT 5+ HOME RUNS IN A GAME.....7/3/2022 vs. Toledo (9)  
HIT 3+ HOME RUNS IN A GAME.....6/1/2023 vs. Memphis (3)  
ALLOWED 7+ HOME RUNS IN A GAME.....9/5/2021 vs. Toledo (7)  
ALLOWED 5+ HOME RUNS IN A GAME.....5/31/2023 vs. Memphis (6)  
ALLOWED 3+ HOME RUNS IN A GAME.....6/1/2023 vs. Memphis (3)

HAD 2 PLAYERS HIT 2 HOME RUNS IN A GAME.....Nate Eaton & Roman Quinn, 7/4/2022 vs. Toledo (20-6 win)  
HIT BACK-TO-BACK HOME RUNS.....4/5/2023 vs. Toledo, 6th inning (7-6 loss)  
Tyler Gentry (3-run) & Logan Porter (solo)  
HIT 3 STRAIGHT HOME RUNS.....5/21/2021 @ Iowa, 9th Inning (9-8 loss)  
Anderson Miller (2-run), Sebastian Rivero (solo), Gabriel Cancel (solo)

SCORED 10+ RUNS IN AN INNING.....10 Runs, 5th Inning - 6/8/2023 @ Indianapolis (15-7 win)  
SCORED 7+ RUNS IN AN INNING.....10 Runs, 5th Inning - 6/8/2023 @ Indianapolis (15-7 win)  
SCORED 5+ RUNS IN AN INNING.....10 Runs, 5th Inning - 6/8/2023 @ Indianapolis (15-7 win)  
SCORED 5+ RUNS IN AN EXTRA INNING.....6 Runs, 11th Inning - 8/3/2021 @ Columbus (11-7 win)  
ALLOWED 10+ RUNS IN AN INNING.....10 Runs, 6th Inning - 7/16/2012 vs. Oklahoma City (16-6 loss)  
ALLOWED 7+ RUNS IN AN INNING.....7 Runs, 4th Inning - 6/2/2023 vs. Memphis (10-9 win)  
ALLOWED 5+ RUNS IN AN INNING.....7 Runs, 4th Inning - 6/2/2023 vs. Memphis (10-9 win)  
ALLOWED 5+ RUNS IN AN EXTRA INNING.....6 Runs, 12th Inning - 7/7/2017 vs. Colorado Springs (8-4 loss)

WON A GAME BY 15+ RUNS.....14 Runs - 7/4/2023 vs. Toledo (20-6 win)  
WON A GAME BY 10+ RUNS.....11 Runs - 4/1/2023 vs. Indianapolis (12-1 win)  
LOST A GAME BY 15+ RUNS.....16 Runs - 9/11/2022 vs. Indianapolis, (19-3 loss)  
LOST A GAME BY 10+ RUNS.....14 Runs - 5/27/2023 @ St. Paul (14-1 loss)

SCORED 12+ RUNS IN CONSECUTIVE GAMES.....9/25/2021 and 9/26/2021 vs. Indianapolis (12-3 Win & 17-12 loss)  
SCORED 10+ RUNS IN CONSECUTIVE GAMES.....6/26/2022 vs. Columbus & 6/28/2022 @ St. Paul (17-4 Win, 11-2 win)  
SCORED JUST ONE RUN WITHOUT AN RBI.....5/4/2019 vs. Iowa (6-1 loss)  
SCORED MULTIPLE RUNS WITHOUT AN RBI.....4/30/2018 @ Iowa (10-3 loss)  
SCORED MORE RUNS THAT RECORDED HITS.....6/8/2023 @ Indianapolis (15-7 win, 15 runs on 12 hits)

TURNED 6 DOUBLE PLAYS IN ONE GAME.....8/25/08 vs. New Orleans  
TURNED 5 DOUBLE PLAYS IN ONE GAME.....4/1/2023 @ Indianapolis  
TURNED 4 DOUBLE PLAYS IN ONE GAME.....5/9/2023 @ Scranton/Wilkes-Barre  
TURNED 3+ DOUBLE PLAYS IN ONE GAME.....6/2/2023 vs. Memphis (3)  
TURNED A TRIPLE PLAY.....5/13/1992 @ Denver, 1st Inning (3-2 win)  
5-4-3 (Fielders: Sean Berry to Stu Cole to Jeff Conine | Batter: Jim Tatum)

HIT INTO A TRIPLE PLAY.....4/17/2015 vs. New Orleans, Cheslor Cuthbert, 1st Inning (5-3 loss)  
.....5-3-4-6-5-3 (Fielders: Derek Dietrich to Justin Bour to Scott Sizemore to Miguel Rojas to Dietrich to Bour)

COMMITTED 6 ERRORS.....5/10/2012 @ Sacramento  
COMMITTED 5 ERRORS.....4/16/2006 @ Memphis  
COMMITTED 4 ERRORS.....6/29/2022 @ St. Paul  
COMMITTED 3+ ERRORS.....5/27/2023 @ St. Paul (3)

EVERY STORM CHASER IN THE STARTING LINEUP HAD A HIT.....6/8/2023 @ Indianapolis  
EVERY STORM CHASER IN THE STARTING LINEUP SCORED A RUN.....4/1/2023 vs. Indianapolis  
EVERY STORM CHASER IN THE STARTING LINEUP HAD A HIT AND SCORED A RUN.....  
LINEUP BATTED AROUND TWICE IN ONE GAME

WON ON THE LAST AT-BAT OF THE GAME (WALK-OFF WIN).....6/2/2023 vs. Memphis (10-9 Win, 10 innings)  
LOST ON THE LAST AT-BAT OF THE GAME (WALK-OFF LOSS).....5/24/2023 @ St. Paul (6-5 Loss, 9 innings)  
PLAYED BACK-TO-BACK EXTRA-INNING GAMES.....7/2 and 7/3/2019 @ Round Rock (7-6 Loss & 9-8 Loss, both 10 innings)

WON BOTH GAMES OF A DOUBLEHEADER.....8/22/2022 vs. Scranton/Wilkes-Barre (9-4 Win & 12-10 Win)  
PITCHED SHUTOUTS IN BOTH GAMES OF A DOUBLEHEADER.....N/A (Since 2005)  
LOST BOTH GAMES OF A DOUBLEHEADER.....8/29/2018 vs. Colorado Springs (3-2 Loss & 7-0 Loss)  
SHUT OUT IN BOTH GAMES OF A DOUBLEHEADER.....6/2/2013 vs. Memphis (7-0 Loss, 5-0 Loss)

OPPOSING HITTER HAD A 3-HOMER GAME.....Christian Encarnacion-Strand, 5/4/2023 vs. Louisville  
OPPOSING HITTER HIT FOR THE A CYCLE.....Matt McClain, 5/4/2023 vs. Louisville

## THE LAST TIME AN OMAHA HITTER...

HAD 6 HITS IN ONE GAME.....Matt Diaz, 7/27/2005 @ Portland  
HAD 5 HITS IN ONE GAME.....Dairon Blanco, 9/15/2022 @ Columbus  
HAD 4 HITS IN ONE GAME.....Dairon Blanco, 6/2/2023 vs. Memphis  
HAD 3 HITS IN ONE GAME.....Dairon Blanco Jackson Reetz & Brewer Hicklen, 6/9/2023 @ Indianapolis

HIT 3 HOME RUNS IN ONE GAME.....Ryan McBroom, 6/13/2021 @ St. Paul  
HIT 2 HOME RUNS IN ONE GAME.....Drew Waters, 5/21/2023 vs. Toledo  
HIT 2 TRIPLES IN ONE GAME.....Angel Franco, 5/6/2016 @ Iowa  
HAD 4 DOUBLES IN ONE GAME.....Jordan Parraz, 5/18/2010 @ Las Vegas  
HIT 3 DOUBLES IN ONE GAME.....Dairon Blanco, 9/15/2022 @ Columbus  
HIT 2 DOUBLES IN ONE GAME.....Jackson Reetz, 6/9/2023 @ Indianapolis  
HIT 2 SACRIFICE FLIES IN ONE GAME.....Samad Taylor, 4/30/2023 @ Nashville

HIT A GRAND SLAM.....Brent Rooker, 9/26/2022 @ St. Paul  
HIT AN INSIDE-THE PARK HOME RUN.....Bobby Witt Jr., 9/8/2021 @ St. Paul  
LED OFF A HOME GAME WITH A HOME RUN.....Drew Waters, 8/3/2022 vs. St. Paul  
LED OFF A ROAD GAME WITH A HOME RUN.....Drew Waters, 8/16/2022 @ Louisville  
HIT A PINCH-HIT HOME RUN.....Elier Hernández, 5/22/2019 vs. Iowa  
HIT A WALK-OFF HOME RUN.....Nate Eaton, 5/31/2022 vs. Indianapolis  
HIT A WALK-OFF GRAND SLAM.....Jimmy Govea, 5/7/2022 vs. Columbus  
HIT A WALK-OFF PINCH-HIT HOME RUN.....Chad Santos, 8/23/2005 vs. New Orleans  
HIT FOR THE CYCLE.....Jimmy Paredes, 5/12/2014 vs. New Orleans

HAD 11 RBI IN ONE GAME.....Mike Moustakas, 8/30/2010 vs. Round Rock  
HAD 9 RBI IN ONE GAME.....Brett Ebner, 4/9/2014 vs. Memphis  
HAD 8 RBI IN ONE GAME.....Jimmy Paredes, 5/12/2014 vs. New Orleans  
HAD 7 RBI IN ONE GAME.....Brett Hayes, 4/14/2013 vs. Nashville  
HAD 6 RBI IN ONE GAME.....Freddie Fermin, 4/8/2023 vs. Toledo  
HAD 5 RBI IN ONE GAME.....Tyler Gentry, 6/8/2023 @ Indianapolis  
HAD 4 RBI IN ONE GAME.....CJ Alexander, 6/8/2023 @ Indianapolis

SCORED 5 RUNS IN ONE GAME.....Brett Ebner, 5/12/2014 vs. New Orleans  
SCORED 4 RUNS IN ONE GAME.....Maikel García, 9/15/2022 @ Columbus  
SCORED 3 RUNS IN ONE GAME.....Dairon Blanco & Samad Taylor, 6/8/2023 @ Indianapolis

WALKED 4 TIMES IN ONE GAME.....MJ Melendez, 8/22/2022 vs. Columbus  
WALKED 3 TIMES IN ONE GAME.....Logan Porter, 6/8/2023 @ Indianapolis

STOLE 4 BASES IN ONE GAME.....Dairon Blanco, 5/25/2023 @ St. Paul  
STOLE 3 BASES IN ONE GAME.....Samad Taylor and Nate Eaton, 5/26/2023 @ St. Paul  
STOLE 2 BASES IN ONE GAME.....Dairon Blanco, 6/9/2023 @ Indianapolis

STRUCK OUT 5 TIMES IN ONE GAME.....Drew Waters, 8/10/2022 @ Toledo  
STRUCK OUT 4 TIMES IN ONE GAME.....Samad Taylor, 5/31/2023 vs. Memphis  
STRUCK OUT 3 TIMES IN ONE GAME.....Tyler Gentry, 6/2/2023 vs. Memphis

REACHED BASE 6 TIMES IN ONE GAME.....Nicky Lopez, 7/27/2018 @ Fresno  
REACHED BASE 5 TIMES IN ONE GAME.....Dairon Blanco, 5/25/2023 @ St. Paul  
REACHED BASE 4 TIMES IN ONE GAME.....Logan Porter & CJ Alexander, 6/8/2023 @ Indianapolis

REACHED BASE IN EVERY TRIP TO THE PLATE (6 PA).....Brett Ebner, 4/9/2014 vs. Memphis  
REACHED BASE IN EVERY TRIP TO THE PLATE (5 PA).....Dairon Blanco, 5/25/2023 @ St. Paul  
REACHED BASE IN EVERY TRIP TO THE PLATE (4 PA).....Tyler Gentry, 5/30/2023 vs. Memphis

HAD 2 HOME RUNS IN THE SAME INNING.....Brett Ebner: 5th inning, 5/12/2015 vs. Memphis  
HAD 2 DOUBLES IN THE SAME INNING.....Clay Dungan: 6th inning, 6/26/2022 vs. Columbus  
HAD 2 HITS IN THE SAME INNING.....Dairon Blanco: 5th Inning, 6/2/2023 vs. Memphis  
HAD 2 WALKS IN THE SAME INNING.....Samad Taylor: 5th Inning, 6/8/2023 @ Indianapolis  
REACHED 2 TIMES IN THE SAME INNING.....Blanco, Taylor, Porter & Alexander: 5th Inning, 6/8/2023 @ Indianapolis  
SCORED 2 RUNS IN THE SAME INNING.....Dairon Blanco & Samad Taylor: 5th Inning, 6/8/2023 @ Indianapolis

HIT HOME RUNS IN 6 STRAIGHT GAMES.....Steve Sisco, June 13 to June 21, 1998  
HIT HOME RUNS IN 5 STRAIGHT GAMES.....Cory Aldridge, July 27 to August 8, 2009  
HIT HOME RUNS IN 4 STRAIGHT GAMES.....Nick Pratto, August 19 to August 22, 2021  
HIT HOME RUNS IN 3 STRAIGHT GAMES.....Brent Rooker, September 23 to September 26, 2022  
HIT HOME RUNS IN BACK-TO-BACK GAMES.....CJ Alexander, June 7 and 8, 2023  
HIT HOME RUNS IN BOTH GAMES OF A DOUBLEHEADER.....Nick Pratto, 4/7/2022 @ Indianapolis  
HIT HOME RUNS FROM BOTH SIDES OF THE PLATE, GAME.....Tim Raines Jr., 8/20/2009 @ Tacoma  
HIT HOME RUN IN FIRST OMAHA AT-BAT.....Jackson Reetz, 8/28/2022 vs. Scranton/WB [G1]

HAD 2+ HITS IN 7 STRAIGHT GAMES.....Johnny Givofletta, August 3 to August 14, 2014  
HAD 2+ HITS IN 6 STRAIGHT GAMES.....Dairon Blanco, September 10 to September 17, 2022  
HAD 2+ HITS IN 5 STRAIGHT GAMES.....MJ Melendez, September 25 to October 2, 2021

HAD A 20+ GAME HITTING STREAK.....Frank Schwindel, 20 Games: July 22 to August 13, 2018  
HAD A 18+ GAME HITTING STREAK.....Frank Schwindel, 20 Games: July 22 to August 13, 2018  
HAD A 16+ GAME HITTING STREAK.....Frank Schwindel, 20 Games: July 22 to August 13, 2018  
HAD A 14+ GAME HITTING STREAK.....Dairon Blanco, 15 Games: May 15 to July 10, 2022  
HAD A 12+ GAME HITTING STREAK.....Nick Loftin, 12 Games: May 16 to May 30, 2023

HAD A 40+ GAME REACHED BASE STREAK.....Shane Costa, 46 Games: April 14 to August 8, 2007  
HAD A 35+ GAME REACHED BASE STREAK.....Alex Gordon, 39 Games: May 9 to June 19, 2010  
HAD A 30+ GAME REACHED BASE STREAK.....Freddie Fermin, 33 Games: August 3 to September 15, 2022  
HAD A 25+ GAME REACHED BASE STREAK.....Freddie Fermin, 33 Games: August 3 to September 15, 2022  
HAD A 20+ GAME REACHED BASE STREAK.....Dairon Blanco, 20 Games: May 13 to June 9, 2023

## THE LAST TIME AN OMAHA PITCHER...

THREW A 1-HITTER (9 Innings).....Luis Mendoza, 7/18/2011 @ Memphis  
THREW A 1-HITTER (7 Innings).....  
THREW A 2-HITTER (9 Innings).....Jeff Suppan, 6/21/2011 @ Nashville  
THREW A 2-HITTER (7 Innings).....Arnaldo Hernandez, 7/21/2018 vs. Round Rock [G1]

THREW A 9-INNING COMPLETE GAME SHUTOUT.....Luis Mendoza, 7/18/2011 @ Memphis  
THREW A 7-INNING COMPLETE GAME SHUTOUT.....Jake Kalish, 7/2/2018 vs. Nashville [G1]  
THREW A 5-INNING COMPLETE GAME SHUTOUT.....Anthony Lerew, 8/31/2010 vs. Round Rock

THREW A 9-INNING COMPLETE GAME.....Arnaldo Hernandez, 8/15/2018 vs. Oklahoma City  
THREW AN 8-INNING COMPLETE GAME.....John Lannan, 6/16/2016 @ Oklahoma City  
THREW A 7-INNING COMPLETE GAME.....Austin Cox, 8/28/2022 vs. Scranton/WB [G1]  
THREW A 6-INNING COMPLETE GAME.....Matt Wright, 8/8/2008 @ Nashville [G2]  
THREW A 5-INNING COMPLETE GAME.....Trevor Oaks, 6/6/2018 vs. Salt Lake

STRUCK OUT 12 IN A GAME.....Jakob Junis, 5/26/2017 @ Nashville  
STRUCK OUT 11 IN A GAME.....John Lamb, 7/9/2014 vs. Iowa  
STRUCK OUT 10 IN A GAME.....Jackson Kowar, 7/3/2021 @ St. Paul

WALKED 7 IN A GAME.....Josh Staumont, 5/24/2017 @ Nashville  
WALKED 6 IN A GAME.....Drew Parrish, 6/22/2022 vs. Columbus  
WALKED 5 IN A GAME.....Drew Parrish, 5/20/2023 vs. Toledo

ALLOWED 6 HOME RUNS IN A GAME.....Matt Wright, 8/18/2007 vs. Albuquerque  
ALLOWED 5 HOME RUNS IN A GAME.....Austin Cox, 5/31/2023 vs. Memphis  
ALLOWED 4 HOME RUNS IN A GAME.....Jake Kalish, 9/24/2021 vs. Indianapolis  
ALLOWED 3 HOME RUNS IN A GAME.....Marcelo Martínez, 5/3/2023 vs. Louisville  
ALLOWED 2 HOME RUNS IN A GAME.....Anthony Veneziano, 5/30/2023 vs. Memphis

THREW 120+ PITCHES IN A GAME.....Brett Tomko, 5/8/2014 @ Round Rock (127)  
THREW 115+ PITCHES IN A GAME.....Luke Farrell, 6/8/2017 vs. Nashville (116)  
THREW 110+ PITCHES IN A GAME.....Christian Binford, 9/3/2017 vs. Iowa (110)  
THREW 100+ PITCHES IN A GAME.....Max Castillo, 6/3/2023 vs. Memphis (100)  
THREW 95+ PITCHES IN A GAME.....Jonathan Heasley, 6/7/2023 @ Indianapolis (97)  
THREW 90+ PITCHES IN A GAME.....Jonathan Heasley, 6/7/2023 @ Indianapolis (97)

THREW A QUALITY START.....Max Castillo, 6/9/2023 @ Indianapolis  
WON HIS OMAHA DEBUT.....Alec Marsh, 9/23/2022 vs. Iowa  
THREW A AN IMMACULATE INNING.....Anthony Swarzak, 6/3/2021 vs. Iowa



														STORM CHASERS				OPPONENT							
GM #	MARCH	OPPONENT	SCORE	RECORD	STANDINGS	WIN	LOSS	SAVE	TEMP.	1ST PITCH	TIME	ATT.	HOME ATT.	R	H	E	LO	R	H	E	LO				
1.	3/31	@ Indianapolis	W, 8-6	1-0	1st +0.5	C. Snider (1-0)	Y. De Los Santos (0-1)	J. Staumont (1)	66°	7:05 PM	2:54	8,095		8	12	0	14	6	11	2	7				
														STORM CHASERS				OPPONENT							
GM #	APRIL	OPPONENT	SCORE	RECORD	STANDINGS	WIN	LOSS	SAVE	TEMP.	1ST PITCH	TIME	ATT.	HOME ATT.	R	H	E	LO	R	H	E	LO				
2.	4/1	@ Indianapolis	W, 12-1	2-0	1st +1.0	D. Parrish (1-0)	C. Smith (0-1)	-	42°	1:37 PM	2:26	4,012		12	16	0	11	1	5	2	3				
3.	4/2	@ Indianapolis	W, 8-3	3-0	1st +1.0	J. Kowar (1-0)	D. Zamora (0-1)	-	49°	1:36 PM	2:53	4,240		8	12	0	9	3	11	2	10				
4.	4/4	TOLEDO	L, 9-2	3-1	2nd -0.5	B. White (1-0)	M. Castillo (0-1)	-	55°	6:42 PM	2:27	3,200	3,200	2	6	0	6	9	12	0	5				
5.	4/5	TOLEDO	L, 7-6	3-2	2nd -1.0	T. Holton (1-0)	R. Weiss (0-1)	M. Díaz (2)	35°	12:07 PM	2:40	1,405	4,605	6	8	2	6	7	12	1	9				
6.	4/6	TOLEDO	L, 8-5	3-3	3rd -2.0	J. Fry (1-0)	J. Kowar (1-1)	M. Del Pozo (1)	45°	12:06 PM	2:48	1,607	6,212	5	7	1	4	8	10	2	9				
7.	4/7	TOLEDO	W, 9-4	4-3	2nd -1.0	J. Heasley (1-0)	R. Olson (0-2)	-	70°	6:35 PM	2:35	1,968	8,180	9	12	0	6	4	9	0	11				
8.	4/8	TOLEDO	W, 13-8	5-3	2nd -0.5	M. Martinez (1-0)	M. Lorenzen (0-1)	-	71°	2:05 PM	2:49	2,070	10,250	13	12	3	4	8	13	0	12				
9.	4/9	TOLEDO	L, 8-2	5-4	2nd -1.5	T. Holton (2-0)	M. Castillo (0-2)	-	73°	2:11 PM	2:57	2,119	12,369	2	6	3	12	8	13	0	11				
10.	4/11	@ Iowa	L, 9-6	5-5	5th -2.5	R. Elias (1-0)	M. Mayers (0-1)	M. Rodríguez (1)	79°	6:38 PM	2:34	3,557		6	10	0	6	9	7	1	6				
11.	4/12	@ Iowa	W, 10-6	6-5	5th -1.5	J. Kowar (2-0)	R. Thompson (0-1)	-	77°	12:09 PM	2:26	4,085		10	12	0	5	6	8	0	4				
12.	4/13	@ Iowa	L, 14-1	6-6	6th -2.5	N. Neidert (1-1)	J. Heasley (1-1)	-	81°	6:38 PM	2:18	3,647		1	6	1	4	14	15	0	8				
13.	4/14	@ Iowa	W, 11-8	7-6	6th -2.0	C. Snider (2-0)	M. Rodríguez (1-1)	N. Wittgren (1)	79°	7:09 PM	3:16	6,257		11	11	2	10	8	11	3	10				
	4/15	@ Iowa	PPD/Rain (To be made up April 16)																						
14.	4/16	@ Iowa	Cancelled/Snow																						
15.	4/16	@ Iowa	Cancelled/Snow																						
14.	4/18	GWINNETT	L, 4-1	7-7	5th -3.0	T. Tice (2-0)	J. Kowar (2-2)	Y. Rios (1)	70°	6:39 PM	2:24	1,703	14,072	1	7	1	8	4	6	0	8				
15.	4/19	GWINNETT	L, 6-2	7-8	5th -4.0	B. Burrows (1-0)	J. Heasley (1-2)	-	70°	12:05 PM	2:15	6,641	20,713	2	6	0	5	6	10	0	3				
16.	4/20	GWINNETT	L, 9-3	7-9	6th -4.5	B. Moran (1-0)	M. Castillo (0-3)	-	56°	6:37 PM	2:47	2,026	22,739	3	3	1	10	9	10	1	5				
17.	4/21	GWINNETT	L, 7-3	7-10	7th -6.0	A. Winans (1-2)	E. Sisk (0-1)	-	44°	6:36 PM	3:01	2,041	24,780	3	9	2	9	7	11	0	8				
18.	4/22	GWINNETT	L, 5-2	7-11	6th -7.0	D. Dodd (1-0)	A. Núñez (0-1)	Y. Rios (2)	42°	2:06 PM	2:27	3,025	27,805	2	4	1	2	5	10	0	10				
19.	4/23	GWINNETT	W, 5-3	8-11	6th -6.0	M. Mayers (1-1)	N. Kingham (0-3)	N. Wittgren (2)	49°	2:06 PM	2:23	2,046	29,851	5	12	3	6	3	8	0	9				
20.	4/25	@ Nashville	L, 8-3	8-12	6th -7.0	R. Gasser (1-0)	J. Heasley (1-3)	-	67°	6:39 PM	2:14	4,127		3	5	1	3	8	11	0	6				
21.	4/26	@ Nashville	L, 5-0	8-13	7th -8.0	C. Boushley (1-1)	M. Castillo (0-4)	-	68°	6:37 PM	2:27	5,455		0	4	0	5	5	11	1	8				
22.	4/27	@ Nashville	W, 2-1	9-13	7th -7.0	A. Cox (1-0)	J. Junk (2-1)	N. Wittgren (3)	61°	7:19 PM	2:28 (4:44)	3,507		2	8	0	7	1	6	1	8				
23.	4/28	@ Nashville	L, 4-3	9-14	7th -7.0	J. Bukauskas (1-0)	J. Dye (0-1)	-	69°	6:37 PM	2:26	6,707		3	5	1	3	4	7	1	4				
24.	4/29	@ Nashville	L, 6-5 (10)	9-15	8th -8.0	L. Erceg (3-0)	E. Sisk (0-2)	-	70°	6:39 PM	2:58	9,833		5	8	0	6	6	13	1	15				
25.	4/30	@ Nashville	W, 10-6	10-15	7th -7.0	A. Núñez (1-1)	J. Bukauskas (1-1)	-	61°	3:08 PM	3:00 (7:03)	9,469		10	11	1	9	6	9	3	9				
APRIL Hitting Results: .250/.337/.441 (200-for-799), 49 2B, 2 3B, 33 HR, 124 R, 99 BB, 38 SB // APRIL Pitching Results: 9-15, 5.65 ERA (133 ER in 212.0 IP), 3/7 SV, 238 H, 30 HR, 104 BB, 198 K, 1.61 WHIP, .284 AVG																		STORM CHASERS				OPPONENT			
GM #	MAY	OPPONENT	SCORE	RECORD	STANDINGS	WIN	LOSS	SAVE	TEMP.	1ST PITCH	TIME	ATT.	HOME ATT.	R	H	E	LO	R	H	E	LO				
26.	5/2	LOUISVILLE	L, 10-4	10-16	8th -8.0	A. Abbott (1-0)	M. Castillo (0-5)	-	57°	12:06 PM	2:57	2,024	31,875	4	6	0	10	10	14	2	8				
27.	5/3	LOUISVILLE	L, 7-4	10-17	10th -9.0	B. Lively (4-0)	M. Martinez (1-1)	-	60°	11:07 AM	2:20	3,364	35,239	4	10	1	5	7	11	0	7				
28.	5/4	LOUISVILLE	L, 12-10	10-18	10th -9.0	R. Wynne (1-1)	D. Parrish (1-1)	-	77°	6:36 PM	2:45	3,333	38,572	10	11	1	9	12	13	4	4				
29.	5/5	LOUISVILLE	W, 6-2	11-18	10th -8.0	M. Mayers (2-1)	B. Williamson (1-4)	J. Kowar (1)	63°	6:36 PM	2:14	5,735	44,307	6	5	0	3	2	7	1	7				
30.	5/6	LOUISVILLE	W, 11-9	12-18	8th -7.5	E. Sisk (1-2)	J. Kuhnel (0-1)	J. Cuas (1)	78°	6:37 PM	2:57	3,872	48,179	11	12	0	8	9	13	1	6				
31.	5/7	LOUISVILLE	L, 4-3	12-19	9th -7.0	Z. Brown (1-1)	B. Kriske (0-1)	A. Busenitz (3)	82°	2:07 PM	2:46	2,469	50,648	3	8	0	7	4	6	0	8				
32.	5/9	@ Scranton/WB	L, 14-2	12-20	9th -8.0	M. Spence (3-2)	D. Parrish (1-2)	-	68°	6:06 PM	2:20	3,053		2	4	1	2	14	18	1	7				
33.	5/10	@ Scranton/WB	L, 4-3	12-21	10th -8.5	A. McGarity (3-0)	D. Coleman (0-1)	-	60°	11:05 AM	2:41	5,829		3	5	0	9	4	4	1	6				
34.	5/11	@ Scranton/WB	W, 4-3 (11)	13-21	9th -8.5	A. Núñez (2-1)	D. Snelten (0-2)	-	76°	6:37 PM	3:02	3,691		4	4	0	6	3	8	2	10				
35.	5/12	@ Scranton/WB	W, 3-2	14-21	9th -8.5	D. Lynch (1-0)	R. Vázquez (0-5)	N. Wittgren (4)	79°	6:35 PM	2:22	4,142		3	8	0	5	2	4	1	6				
36.	5/13	@ Scranton/WB	L, 8-6	14-22	10th -9.0	A. McGarity (4-0)	B. Kriske (0-2)	-	76°	4:05 PM	2:32	5,027		6	14	0	6	8	10	0	5				
37.	5/14	@ Scranton/WB	W, 6-3	15-22	9th -8.0	J. Dipoto (1-0)	D. Snelten (0-3)	N. Wittgren (5)	75°	1:06 PM	3:02	3,058		6	7	0	6	3	9	1	11				
38.	5/16	TOLEDO	L, 9-2	15-23	10th -8.0	H. Hembree (4-1)	J. Heasley (1-4)	-	77°	6:36 PM	2:45	2,001	52,649	2	9	1	15	9	12	0	6				
39.	5/17	TOLEDO	W, 16-8	16-23	10th -7.5	W. Pennington (1-0)	Z. Logue (1-3)	-	83°	6:37 PM	2:54	2,218	54,867	16	18	0	8	8	14	2	3				
40.	5/18	TOLEDO	W, 9-0	17-23	10th -6.5	A. Cox (2-0)	B. Hanifee (0-3)	-	78°	6:37 PM	2:31	3,529	58,396	9	14	0	8	0	3	0	6				
41.	5/19	TOLEDO	W, 9-1	18-23	10th -6.0	A. Núñez (3-1)	A. Bergner (1-1)	-	66°	6:36 PM	2:41	5,058	63,454	9	12	1	9	1	6	1	8				
42.	5/20	TOLEDO	L, 4-1	18-24	10th -7.5	R. Olson (2-3)	J. McArthur (0-1)	M. Díaz (7)	75°	6:38 PM	2:47	6,882	70,336	1	2	0	8	4	5	1	8				
43.	5/21	TOLEDO	W, 8-4	19-24	10th -6.5	N. Wittgren (1-0)	S. Elledge (0-1)	-	81°	5:07 PM	2:50	3,995	74,331	8	12	0	9	4	15	2	11				
44.	5/23	@ St. Paul	W, 6-1	20-24	10th -6.5	D. Lynch (2-0)	S. Woods Richardson (0-5)	-	76°	11:09 AM	2:24	7,436		6	10	0	10	1	6	0	7				
45.	5/24	@ St. Paul	L, 6-5	20-25	10th -6.5	O. Ortega (2-0)	B. Kriske (0-3)	-	68°	7:08 PM	3:00	4,222		5	11	1	12	6	9	2	9				
46.	5/25	@ St. Paul	L, 8-6	20-26	10th -7.5	R. Henriquez (1-0)	A. Núñez (3-2)	P. Murphy (2)	74°	7:09 PM	2:50	7,218		6	10	3	12	8	10	2	6				
47.	5/26	@ St. Paul	W, 6-4	21-26	9th -6.5	D. Parrish (2-2)	C. Sadzeck (1-3)	D. Coleman (1)	77°	7:08 PM	2:59	6,080		6	8	1	8	4	8	1	9				
48.	5/27	@ St. Paul	L, 14-1	21-27	9th -7.5	R. Dobnak (2-1)	J. Heasley (1-5)	-	80°	7:10 PM	2:51	6,386		1	6	3	8	14	16	1	10				
49.	5/28	@ St. Paul	L, 10-6	21-28	10th -8.5	J. Winder (3-1)	J. Kowar (2-3)	-	82°	5:12 PM	2:28	8,640		6	11	2	4	10	9	1	2				
50.	5/30	MEMPHIS	W, 7-6	22-28	9th -8.0	A. Veneziano (1-0)	J. Woodford (0-1)	B. Kriske (1)	82°	7:06 PM	2:32	2,352	76,683	7	12	0	6	6	6	3	8				
51.	5/31	MEMPHIS	L, 9-4	22-29	10th -8.5	M. McGreevy (4-0)	A. Cox (2-1)	-	84°	7:06 PM	2:37	5,049	81,732	4	9	2	8	9	11	2	8				
MAY Hitting Results: .269/.366/.436 (238-for-885), 53 2B, 7 3B, 227 HR, 48 R, 120 BB, 58 SB // MAY Pitching Results: 12-14, 5.61 ERA (162 ER in 229.1 IP), 6/12 SV, 247 H, 46 HR, 126 BB, 235 K, 1.63 WHIP, .278 AVG																		STORM CHASERS				OPPONENT			
GM #	JUNE	OPPONENT	SCORE	RECORD	STANDINGS	WIN	LOSS	SAVE	TEMP.	1ST PITCH	TIME	ATT.	HOME ATT.	R	H	E	LO	R	H	E	LO				
52.	6/1	MEMPHIS	L, 12-6	22-30	10th -9.0	D. Hudson (2-3)	C. Snider (2-1)	-	70°	7:07 PM	3:12	3,685	85,417	6	9	1	8	12	11	0	9				
53.	6/2	MEMPHIS	W, 10-9 (10)	23-30	10th -8.5	J. Dipoto (2-0)	J. Walsh (2-1)	-	76°	7:07 PM	3:23	5,206	90,623	10	13	2	8	9	12	3	10				
54.	6/3	MEMPHIS	L, 4-2	23-31	10th -8.5	Z. Thompson (1																			



[illegible]

**JUNE Hitting Results: TBD// JUNE Pitching Results: TBD**

[illegible]

**JULY Hitting Results: TBD // JULY Pitching Results: TBD**

[illegible]

**AUGUST Hitting Results: TBD // AUGUST Pitching Results: TBD**

[illegible]**SEPTEMBER Hitting Results: TBD // SEPTEMBER Pitching Results: TBD**

**2ND HALF Hitting Results: TBD // 2ND HALF Pitching Results: TBD**



### LF

Tucker Bradley, 25 (11-14)  
Dairon Blanco, 11 (6-5)  
Samad Taylor, 9 (6-3)  
Brewer Hicklen, 8 (2-6)  
Nick Pratto, 3 (1-2)  
Franmil Reyes, 1 (1-0)  
Tyler Gentry, 1 (0-1)

### CF

Dairon Blanco, 25 (12-13)  
Drew Waters, 12 (7-5)  
Samad Taylor, 11 (2-9)  
Nate Eaton, 6 (3-3)  
Brewer Hicklen, 4 (2-2)

### RF

Tyler Gentry, 49 (22-27)  
Dairon Blanco, 4 (4-0)  
CJ Alexander, 4 (1-3)  
Nate Eaton, 2 (0-2)

### SS

Angelo Castellano, 34 (13-22)  
Maikel Garcia, 14 (8-6)  
Clay Dungan, 8 (4-4)  
Johan Camargo, 1 (1-0)  
Nicky Lopez, 1 (1-0)

### 2B

Samad Taylor, 34 (17-17)  
Nick Loftin, 9 (1-8)  
Clay Dungan, 6 (4-2)  
Angelo Castellano, 4 (2-2)  
Johan Camargo, 3 (2-1)  
Nate Eaton, 2 (1-1)  
Nicky Lopez, 1 (0-1)

### SP

Jonathan Heasley, 12 (6-6)  
Drew Parrish, 11 (6-5)  
Austin Cox, 8 (4-4)  
Mike Mayers, 8 (3-5)  
Max Castillo, 8 (1-7)  
Daniel Lynch, 4 (3-1)  
Daniel Mengden, 3 (3-0)  
Anthony Veneziano, 3 (1-2)  
Jackson Kowar, 1 (0-1)  
Marcelo Martinez, 1 (0-1)

### 3B

Nick Loftin, 32 (18-14)  
Maikel Garcia, 10 (2-8)  
Johan Camargo, 5 (2-3)  
Nate Eaton, 5 (2-3)  
Clay Dungan, 2 (2-0)  
Angelo Castellano, 2 (1-1)  
Samad Taylor, 2 (0-2)  
Nicky Lopez, 1 (0-1)

### 1B

CJ Alexander, 25 (12-13)  
Nick Pratto, 16 (6-10)  
Logan Porter, 14 (8-6)  
Greyson Jenista, 3 (1-2)  
Johan Camargo, 1 (0-1)

### DH

Brewer Hicklen, 13 (8-5)  
CJ Alexander, 10 (6-4)  
Dairon Blanco, 7 (4-3)  
Tucker Bradley, 5 (4-1)  
Tyler Gentry, 5 (2-3)  
Logan Porter, 4 (1-3)  
Jakson Reetz, 3 (1-2)  
Franmil Reyes, 3 (1-2)  
Nick Loftin, 3 (0-3)  
Johan Camargo, 2 (0-2)  
Freddy Fermin, 2 (0-2)  
Nate Eaton, 1 (0-1)  
Samad Taylor, 1 (0-1)

### C

Logan Porter, 26 (11-15)  
Jakson Reetz, 21 (10-11)  
Freddy Fermin, 12 (6-6)

1	2	3	4	5	6	7	8	9
Samad Taylor, 39 (14-25) Drew Waters, 12 (7-5) Dairon Blanco, 8 (6-2)	Maikel Garcia, 24 (10-14) Samad Taylor, 15 (10-5) Nate Eaton, 9 (3-6) Nick Loftin, 7 (3-4) Nicky Lopez, 3 (1-2) CJ Alexander, 1 (0-1)	Tyler Gentry, 46 (19-27) Nick Loftin, 5 (3-2) Nick Pratto, 4 (3-1) Samad Taylor, 3 (1-2) Nate Eaton, 1 (0-1)	Logan Porter, 16 (6-10) Nick Pratto, 14 (5-9) Tyler Gentry, 9 (5-4) CJ Alexander, 7 (4-3) Johan Camargo, 5 (3-2) Franmil Reyes, 4 (2-2) Nick Loftin, 3 (1-2) Freddy Fermin, 1 (1-0)	Nick Loftin, 25 (9-16) CJ Alexander, 8 (6-2) Logan Porter, 8 (5-3) Nate Eaton, 5 (2-3) Johan Camargo, 4 (1-3) Brewer Hicklen, 3 (2-1) Jakson Reetz, 2 (2-0) Dairon Blanco, 1 (0-1) Freddy Fermin, 1 (0-1) Greyson Jenista, 1 (0-1) Nick Pratto, 1 (0-1)	Logan Porter, 16 (6-10) CJ Alexander, 15 (6-9) Brewer Hicklen, 7 (4-3) Jakson Reetz, 7 (2-5) Dairon Blanco, 4 (2-2) Nick Loftin, 4 (2-2) Freddy Fermin, 2 (2-0) Tucker Bradley, 1 (1-0) Nate Eaton, 1 (1-0) Greyson Jenista, 1 (1-0) Johan Camargo, 1 (0-1)	Dairon Blanco, 17 (9-8) Jakson Reetz, 10 (5-5) Freddy Fermin, 10 (3-7) Brewer Hicklen, 8 (2-6) CJ Alexander, 5 (3-2) Logan Porter, 4 (2-2) Tucker Bradley, 1 (1-0) Clay Dungan, 1 (1-0) Nate Eaton, 1 (1-0) Johan Camargo, 1 (0-1) Greyson Jenista, 1 (0-1)	Dairon Blanco, 16 (8-8) Clay Dungan, 11 (7-4) Tucker Bradley, 11 (5-6) Brewer Hicklen, 7 (3-4) Jakson Reetz, 5 (2-3) Angelo Castellano, 5 (1-4) CJ Alexander, 3 (0-3) Johan Camargo, 1 (1-0)	Angelo Castellano, 36 (15-21) Tucker Bradley, 16 (7-9) Clay Dungan, 4 (2-2) Dairon Blanco, 2 (2-0) Brewer Hicklen, 1 (1-0)



PLAYER	GS	POSITION										BATTING ORDER								
		C	1B	2B	3B	SS	LF	CF	RF	OF	DH	1ST	2ND	3RD	4TH	5TH	6TH	7TH	8TH	9TH
Samad Taylor	57			34	2		9	11		20	1	39	15	3						
Tyler Gentry	55						1		49	50	5			46	9					
Dairon Blanco	47						11	25	4	40	7	8				1	4	17	15	2
Logan Porter	45	26	15								4				17	8	16	4		
Nick Loftin	44			9	32						3		7	5	3	25	4			
Angelo Castellano	41			4	2	35													5	36
CJ Alexander	39		25						4	4	10		1		7	8	15	5	3	
Tucker Bradley	30						25			25	5						1	1	12	16
Brewer Hicklen	26					9	4			13	13					3	7	8	7	1
Maikel Garcia	24				10	14							24							
Jakson Reetz	24	21									3					2	7	10	5	
Nick Pratto	18		15			3				3			4	13	1					
Nate Eaton	17			2	5			7	2	9	1		9	1		5	1	1		
Clay Dungan	16			6	2	8												1	11	4
Freddy Fermin	14	12									2				1	1	2	10		
Drew Waters	12							12		12		12								
Johan Camargo	12		1	3	5	1					2				5	4	1	1	1	
Franmil Reyes	4					1				1	3				4					
Nicky Lopez	3			1	1	1							3							
Greyson Jenista	3		3													1	1	1		

## # OF LINEUP COMBOS

59 Games

58 Unique Lineup Combinations Used

## MOST USED LINEUP (2x)

PLAYER	Pos.
1. Samad Taylor	2B
2. Maikel Garcia	SS
3. Nick Pratto	1B
4. Tyler Gentry	RF
5. Nick Loftin	3B
6. CJ Alexander	DH
7. Freddy Fermin	C
8. Dairon Blanco	CF
9. Tucker Bradley	LF

## STORM CHASERS POSITION PRODUCTION

	AVG	AB	H	TB	2B	3B	HR	RBI	BB	SO	OBP	SLG	OPS	SAC	SF	HBP	GIDP
C	.279	215	60	103	16	0	9	29	31	60	.376	.479	.855	0	1	3	6
1B	.227	233	53	109	10	2	14	37	23	72	.295	.468	.763	0	4	1	6
2B	.250	228	57	90	11	2	6	37	33	48	.348	.395	.743	1	3	3	5
3B	.310	232	72	117	15	0	10	48	31	35	.388	.504	.892	0	4	1	11
SS	.248	206	51	77	11	0	5	33	34	47	.351	.374	.725	0	2	0	2
LF	.251	203	51	80	12	1	5	32	35	58	.371	.394	.765	0	4	6	9
CF	.317	230	73	116	17	4	6	21	25	52	.404	.504	.908	2	1	9	11
RF	.238	231	55	84	15	1	4	34	31	62	.341	.364	.705	0	4	7	5
DH	.274	219	60	102	15	0	9	38	29	64	.365	.466	.831	2	1	3	5

## STORM CHASERS BATTING ORDER PRODUCTION

	AVG	AB	H	TB	2B	3B	HR	RBI	BB	SO	OBP	SLG	OPS	SAC	SF	HBP	GIDP
1st	.316	247	78	118	17	4	5	36	31	52	.389	.478	.867	1	5	2	8
2nd	.264	235	62	98	19	1	5	41	36	54	.361	.417	.778	1	4	2	7
3rd	.252	230	58	91	14	2	5	43	34	58	.363	.396	.759	0	5	9	7
4th	.243	235	57	105	10	1	12	32	27	64	.317	.447	.764	0	5	1	8
5th	.261	238	62	106	11	0	11	39	18	54	.322	.445	.767	0	1	4	9
6th	.290	221	64	121	18	0	13	31	24	59	.365	.548	.913	0	1	3	6
7th	.226	208	47	80	13	1	6	31	29	58	.333	.385	.718	1	1	5	7
8th	.292	185	54	79	10	0	5	21	47	51	.450	.427	.877	1	1	7	2
9th	.246	207	51	82	11	1	6	37	26	52	.329	.396	.725	1	1	0	6

## OUTFIELD ASSIST LOG (18)

#	OUTFIELDER	Pos.	GAME	INNING	BASE	PITCHER	BATTER	RUNNER OUT	PLAY
1.	Tucker Bradley	LF	4/4 vs. Toledo	▲ 6	3rd	Brooks Kriske	Akil Baddoo	Akil Baddoo	Baddoo 3-RBI double, out at 3rd (7-6-5)
2.	Tyler Gentry	RF	4/14 @ Iowa	▼ 5	Home	Andrés Núñez	Matt Mervis	Christopher Morel	Mervis double, Morel out at home (9-4-2)
3.	Dairon Blanco	CF	4/19 vs. Gwinnett	▲ 3	2nd	Jonathan Heasley	Hendrik Clementina	Hendrik Clementina	Clementina RBI single, out at 2nd (8-4)
4.	Samad Taylor	CF	4/26 @ Nashville	▼ 5	2nd	Max Castillo	Andruw Monasterio	Andruw Monasterio	Monasterio single, out at 2nd (8-5-3-5)
5.	Nate Eaton	CF	4/27 @ Nashville	▼ 1	Home	Austin Cox	Keston Hiura	Andruw Monasterio	Hiura single, Monasterio out at home (8-2)
6.	Dairon Blanco	LF	4/28 @ Nashville	▼ 8	2nd	Jackson Kowar	Keston Hiura	Keston Hiura	Hiura 2-RBI single, out at 2nd (7-2-4)
7.	Brewer Hicklen	LF	5/2 vs. Louisville	▲ 5	2nd	Max Castillo	Matt McLain	Matt McLain	McLain 2-RBI single, out at 2nd (7-5-4-3-5)
8.	Dairon Blanco	CF	5/5 vs. Louisville	▲ 4	Home	Mike Mayers	Nick Martini	Will Benson	Martini flies out to CF, Benson out at home (8-2)
9.	Franmil Reyes	RF	5/6 vs. Louisville	▲ 6	2nd	Collin Snider	Matt McLain	Matt McLain	McLain RBI double, out at 2nd (7-6-4-5)
10.	Tyler Gentry	RF	5/11 @ Scranton/WB	▼ 9	Home	Nick Wittgren	Billy McKinney	Michael Hermosillo	McKinney RBI single, Hermosillo out at home (9-5-2)
11.	Drew Waters	CF	5/20 vs. Toledo	▲ 6	3rd	Walter Pennington	Parker Meadows	Jermaine Palacios	Meadows sacrifice fly DP Palacios out at 3rd (8-6)
12.	Tucker Bradley	LF	5/25 @ St. Paul	▼ 5	2nd	Jackson Kowar	Chris Williams	Chris Williams	Williams RBI single, out at 2nd (7-5-3-4-3)
13.	Dairon Blanco	RF	5/26 @ St. Paul	▼ 3	2nd	Drew Parrish	Andrew Stevenson	Tony Wolters	Stevenson flies into a double play, Wolters out at 2nd (9-6)
14.	Tyler Gentry	RF	5/27 @ St. Paul	▼ 1	3rd	Jonathan Heasley	Jose Miranda	Andrew Stevenson	Miranda lines into a double play, Stevenson out at 3rd (9-1-5)
15.	Tyler Gentry	RF	5/28 @ St. Paul	▼ 3	Home	Max Castillo	Jose Miranda	Alex De Goti	Miranda lines into a double play, De Goti out at 3rd (9-2)
16.	Brewer Hicklen	LF	5/28 @ St. Paul	▼ 7	Home	Jackson Kowar	Jose Miranda	Andrew Stevenson	Miranda RBI single, Stevenson scores, Reetz Error (7-2)
17.	Nate Eaton	RF	6/4 vs. Memphis	▲ 9	2nd	Jonah Dipoto	Juniel Querecuto	Juniel Querecuto	Querecuto RBI single, out at 2nd (9-6)
18.	Brewer Hicklen	CF	6/8 @ Indianapolis	▼ 5	2nd	Drew Parrish	Henry Davis	Henry Davis	Davis single, out at 2nd (8-4)

## BY PLAYER

	LF	1
DAIRON BLANCO (4)	CF	2
	RF	1
TYLER GENTRY (4)	RF	4
BREWER HICKLEN (3)	LF	2
	CF	1
TUCKER BRADLEY (2)	LF	2
NATE EATON (2)	CF	1
	RF	1
FRANMIL REYES (1)	LF	1
SAMAD TAYLOR (1)	CF	1
DREW WATERS (1)	CF	1



DATE	OPPONENT	RESULT	SP	C	1B	2B	3B	SS	LF	CF	RF	DH
3/31	@ Indianapolis	W, 8-6	Mike Mayers	Freddy Fermin	Nick Pratto	Samad Taylor	Nick Loftin	Maikel Garcia	Tucker Bradley	Dairon Blanco	Tyler Gentry	CJ Alexander
4/1	@ Indianapolis	W, 12-1	Austin Cox	Logan Porter	Nick Pratto	Angelo Castellano	Nick Loftin	Maikel Garcia	Dairon Blanco	Samad Taylor	Tyler Gentry	Jakson Reetz
4/2	TOLEDO	L, 9-2	Jonathan Heasley	Freddy Fermin	Nick Pratto	Samad Taylor	Nick Loftin	Maikel Garcia	Tucker Bradley	Dairon Blanco	Tyler Gentry	CJ Alexander
4/4	TOLEDO	L, 7-6	Max Castillo	Jakson Reetz	Logan Porter	Angelo Castellano	Nick Loftin	Maikel Garcia	Dairon Blanco	Samad Taylor	Tyler Gentry	Freddy Fermin
4/5	TOLEDO	L, 6-5	Mike Mayers	Jackson Kowar	CJ Alexander	Samad Taylor	Nick Loftin	Maikel Garcia	Tucker Bradley	Dairon Blanco	Tyler Gentry	Logan Porter
4/7	TOLEDO	W, 9-4	Jonathan Heasley	Freddy Fermin	Logan Porter	Samad Taylor	Angelo Castellano	Maikel Garcia	Tucker Bradley	Dairon Blanco	CJ Alexander	Tyler Gentry
4/8	TOLEDO	W, 13-8	Drew Parrish	Freddy Fermin	Nick Pratto	Samad Taylor	Angelo Castellano	Angelo Castellano	Tucker Bradley	Dairon Blanco	Tyler Gentry	CJ Alexander
4/9	TOLEDO	L, 8-2	Max Castillo	Logan Porter	Nick Pratto	Samad Taylor	Angelo Castellano	Maikel Garcia	Tyler Gentry	Dairon Blanco	CJ Alexander	Jakson Reetz
4/11	@ Iowa	W, 9-6	Mike Mayers	Freddy Fermin	Nick Pratto	Samad Taylor	Nick Loftin	Maikel Garcia	Tucker Bradley	Dairon Blanco	Tyler Gentry	Logan Porter
4/12	@ Iowa	W, 10-6	Austin Cox	Logan Porter	Nick Pratto	Samad Taylor	Nick Loftin	Maikel Garcia	Tucker Bradley	Dairon Blanco	CJ Alexander	CJ Alexander
4/13	@ Iowa	L, 14-1	Jonathan Heasley	Freddy Fermin	Nick Pratto	Angelo Castellano	Nick Loftin	Maikel Garcia	Tucker Bradley	Samad Taylor	CJ Alexander	Tyler Gentry
4/14	@ Iowa	W, 11-8	Drew Parrish	Freddy Fermin	CJ Alexander	Angelo Castellano	Nick Loftin	Maikel Garcia	Dairon Blanco	Samad Taylor	Tyler Gentry	Logan Porter
4/15	@ Iowa	Postponed										
4/16-6/1	@ Iowa	cancelled/snow										
4/16-6/2	@ Iowa	cancelled/snow										
4/18	WINNETT	L, 4-1	Mike Mayers	Freddy Fermin	Logan Porter	Nick Loftin	Maikel Garcia	Angelo Castellano	Nick Pratto	Samad Taylor	CJ Alexander	Tyler Gentry
4/19	WINNETT	L, 6-3	Jonathan Heasley	Logan Porter	Nick Pratto	Samad Taylor	Nick Loftin	Angelo Castellano	Tucker Bradley	Dairon Blanco	Tyler Gentry	Jakson Reetz
4/20	WINNETT	L, 9-3	Max Castillo	Freddy Fermin	Nick Pratto	Nick Loftin	Angelo Castellano	Angelo Castellano	Dairon Blanco	Samad Taylor	Tyler Gentry	Logan Porter
4/21	WINNETT	L, 7-3	Austin Cox	Jakson Reetz	Nick Pratto	Nick Loftin	Maikel Garcia	Angelo Castellano	Tucker Bradley	Samad Taylor	Tyler Gentry	CJ Alexander
4/22	WINNETT	L, 7-4	Drew Parrish	Logan Porter	CJ Alexander	Samad Taylor	Maikel Garcia	Angelo Castellano	Nick Pratto	Dairon Blanco	Tyler Gentry	Nick Loftin
4/23	WINNETT	W, 7-5	Mike Mayers	Jakson Reetz	Nick Pratto	Nick Loftin	Maikel Garcia	Angelo Castellano	Tucker Bradley	Dairon Blanco	Tyler Gentry	CJ Alexander
4/25	@ Nashville	L, 8-3	Jonathan Heasley	Logan Porter	Nick Pratto	Nick Loftin	Maikel Garcia	Angelo Castellano	Tucker Bradley	Samad Taylor	Tyler Gentry	Dairon Blanco
4/26	@ Nashville	L, 5-0	Max Castillo	Logan Porter	Nick Pratto	Nick Loftin	Maikel Garcia	Angelo Castellano	Brewer Hicklen	Samad Taylor	Tyler Gentry	CJ Alexander
4/27	@ Nashville	W, 2-1	Austin Cox	Jakson Reetz	CJ Alexander	Samad Taylor	Nick Loftin	Maikel Garcia	Nick Pratto	Nate Eaton	Dairon Blanco	Tyler Gentry
4/28	@ Nashville	L, 4-3	Drew Parrish	Logan Porter	CJ Alexander	Maikel Garcia	Angelo Castellano	Angelo Castellano	Tucker Bradley	Nate Eaton	Tyler Gentry	Brewer Hicklen
4/29	@ Nashville	L, 6-5 (10)	Mike Mayers	Jakson Reetz	CJ Alexander	Nick Loftin	Maikel Garcia	Angelo Castellano	Tucker Bradley	Samad Taylor	Nate Eaton	Freddy Fermin
4/30	@ Nashville	W, 10-6	Jonathan Heasley	Freddy Fermin	Logan Porter	Samad Taylor	Nick Loftin	Maikel Garcia	Tucker Bradley	Nate Eaton	Tyler Gentry	Brewer Hicklen
5/2	LOUISVILLE	L, 10-4	Max Castillo	Logan Porter	Samad Taylor	Samad Taylor	Nate Eaton	Angelo Castellano	Brewer Hicklen	Dairon Blanco	Tyler Gentry	Nick Loftin
5/3	LOUISVILLE	L, 10-11	Marcelo Martinez	Logan Porter	CJ Alexander	Samad Taylor	Nick Loftin	Angelo Castellano	Tucker Bradley	Nate Eaton	Tyler Gentry	Brewer Hicklen
5/4	LOUISVILLE	L, 12-10	Drew Parrish	Logan Porter	CJ Alexander	Samad Taylor	Nick Loftin	Angelo Castellano	Tucker Bradley	Brewer Hicklen	Tyler Gentry	Franmil Reyes
5/5	LOUISVILLE	W, 4-2	Mike Mayers	Jakson Reetz	Logan Porter	Samad Taylor	Clay Dungan	Brewer Hicklen	Brewer Hicklen	Dairon Blanco	Tyler Gentry	Franmil Reyes
5/6	LOUISVILLE	W, 11-9	Daniel Mengden	Logan Porter	CJ Alexander	Samad Taylor	Nick Loftin	Angelo Castellano	Franmil Reyes	Dairon Blanco	Tyler Gentry	Jucker Bradley
5/7	LOUISVILLE	L, 4-3	Daniel Lynch	Jakson Reetz	Logan Porter	Samad Taylor	Nick Loftin	Angelo Castellano	Brewer Hicklen	Dairon Blanco	Tyler Gentry	Franmil Reyes
5/9	@ Scranton/WB	L, 14-2	Drew Parrish	Logan Porter	CJ Alexander	Samad Taylor	Nick Loftin	Angelo Castellano	Clay Dungan	Tucker Bradley	Drew Waters	Brewer Hicklen
5/10	@ Scranton/WB	L, 4-3	Mike Mayers	Jakson Reetz	Logan Porter	Clay Dungan	Nick Loftin	Angelo Castellano	Brewer Hicklen	Dairon Blanco	Tyler Gentry	Samad Taylor
5/11	@ Scranton/WB	W, 4-3 (11)	Jonathan Heasley	Logan Porter	CJ Alexander	Samad Taylor	Nick Loftin	Angelo Castellano	Jucker Bradley	Dairon Blanco	Tyler Gentry	Brewer Hicklen
5/12	@ Scranton/WB	W, 5-2	Daniel Lynch	Jakson Reetz	CJ Alexander	Samad Taylor	Clay Dungan	Angelo Castellano	Dairon Blanco	Tucker Bradley	Tyler Gentry	Jucker Bradley
5/13	@ Scranton/WB	L, 8-6	Austin Cox	Logan Porter	CJ Alexander	Samad Taylor	Nick Loftin	Angelo Castellano	Brewer Hicklen	Drew Waters	Tyler Gentry	Dairon Blanco
5/14	@ Scranton/WB	W, 6-3	Drew Parrish	Jakson Reetz	CJ Alexander	Samad Taylor	Nick Loftin	Clay Dungan	Tucker Bradley	Dairon Blanco	Tyler Gentry	Brewer Hicklen
5/16	LODO	L, 9-2	Jonathan Heasley	Logan Porter	CJ Alexander	Nicky Lopez	Nick Loftin	Angelo Castellano	Samad Taylor	Drew Waters	Tyler Gentry	Johan Camargo
5/17	TOLEDO	W, 16-8	Daniel Lynch	Jakson Reetz	Logan Porter	Clay Dungan	Nick Loftin	Angelo Castellano	Samad Taylor	Drew Waters	Tyler Gentry	Dairon Blanco
5/18	TOLEDO	W, 9-0	Austin Cox	Logan Porter	CJ Alexander	Samad Taylor	Nick Loftin	Nicky Lopez	Tucker Bradley	Drew Waters	Tyler Gentry	Brewer Hicklen
5/19	TOLEDO	W, 9-1	Daniel Mengden	Logan Porter	CJ Alexander	Clay Dungan	Nick Loftin	Angelo Castellano	Samad Taylor	Drew Waters	Tyler Gentry	Dairon Blanco
5/20	TOLEDO	L, 1-0	Drew Parrish	Jakson Reetz	CJ Alexander	Samad Taylor	Nick Loftin	Angelo Castellano	Samad Taylor	Drew Waters	Tyler Gentry	Brewer Hicklen
5/21	TOLEDO	W, 8-4	Jonathan Heasley	Logan Porter	Samad Taylor	Samad Taylor	Nick Loftin	Angelo Castellano	Tucker Bradley	Drew Waters	Tyler Gentry	Brewer Hicklen
5/23	@ St. Paul	W, 6-1	Daniel Lynch	Logan Porter	Greyson Jenista	Clay Dungan	Nick Loftin	Angelo Castellano	Samad Taylor	Drew Waters	Tyler Gentry	Dairon Blanco
5/24	@ St. Paul	L, 6-5	Anthony Veneziano	Jakson Reetz	Logan Porter	Nick Loftin	sa	Angelo Castellano	Dairon Blanco	Drew Waters	Tyler Gentry	Brewer Hicklen
5/25	@ St. Paul	L, 8-6	Austin Cox	Logan Porter	Greyson Jenista	Nick Loftin	Samad Taylor	Angelo Castellano	Tucker Bradley	Dairon Blanco	Tyler Gentry	Brewer Hicklen
5/26	@ St. Paul	W, 6-4	Drew Parrish	Jakson Reetz	Logan Porter	Clay Dungan	Nick Loftin	Angelo Castellano	Samad Taylor	Nate Eaton	Dairon Blanco	Brewer Hicklen
5/27	@ St. Paul	L, 14-1	Jonathan Heasley	Logan Porter	Greyson Jenista	Samad Taylor	Johan Camargo	Angelo Castellano	Dairon Blanco	Nate Eaton	Tyler Gentry	Jucker Bradley
5/28	@ St. Paul	W, 10-6	Max Castillo	Jakson Reetz	CJ Alexander	Johan Camargo	Nick Loftin	Clay Dungan	Brewer Hicklen	Samad Taylor	Tyler Gentry	Nate Eaton
5/30	MEMPHIS	W, 7-6	Anthony Veneziano	Logan Porter	CJ Alexander	Samad Taylor	Nick Loftin	Johan Camargo	Dairon Blanco	Nate Eaton	Tyler Gentry	Brewer Hicklen
5/31	MEMPHIS	L, 9-4	Austin Cox	Logan Porter	Johan Camargo	Samad Taylor	Nate Eaton	Clay Dunga	Tucker Bradley	Dairon Blanco	Tyler Gentry	CJ Alexander
6/1	MEMPHIS	L, 12-6	Jonathan Heasley	Jakson Reetz	CJ Alexander	Nate Eaton	Johan Camargo	Angelo Castellano	Samad Taylor	Brewer Hicklen	Tyler Gentry	Dairon Blanco
6/2	MEMPHIS	W, 10-9 (10)	Drew Parrish	Logan Porter	CJ Alexander	Nate Eaton	Johan Camargo	Clay Dungan	Dairon Blanco	Brewer Hicklen	Tyler Gentry	Logan Porter
6/3	MEMPHIS	L, 4-2	Max Castillo	Jakson Reetz	Logan Porter	Samad Taylor	Nate Eaton	Angelo Castellano	Brewer Hicklen	Dairon Blanco	Tyler Gentry	Johan Camargo
6/4	MEMPHIS	L, 6-5	Daniel Mengden	Logan Porter	CJ Alexander	Samad Taylor	Nate Eaton	Clay Dungan	Tucker Bradley	Dairon Blanco	Tyler Gentry	Brewer Hicklen
6/6	@ Indianapolis	W, 9-7	Jonathan Heasley	Jakson Reetz	CJ Alexander	Logan Porter	Johan Camargo	Angelo Castellano	Samad Taylor	Dairon Blanco	Tyler Gentry	Jucker Bradley
6/7	@ Indianapolis	W, 15-7	Drew Parrish	Logan Porter	CJ Alexander	Logan Porter	Johan Camargo	Clay Dungan	Samad Taylor	Dairon Blanco	Tyler Gentry	Dairon Blanco
6/9	@ Indianapolis	W, 6-2	Max Castillo	Jakson Reetz	Logan Porter	Logan Porter	Johan Camargo	Angelo Castellano	Brewer Hicklen	Dairon Blanco	Tyler Gentry	CJ Alexander
6/10	@ Indianapolis											
6/11	@ Indianapolis											
6/13	COLUMBUS											
6/14	COLUMBUS											
6/15	COLUMBUS											
6/16	COLUMBUS											
6/17	COLUMBUS											
6/18	COLUMBUS											
6/20	@ Rochester											
6/21	@ Rochester											
6/22	@ Rochester											
6/23	@ Rochester											
6/24	@ Rochester											
6/25	@ Rochester											
6/26	@ Rochester											
6/28	IOWA											
6/29	IOWA											
6/30	IOWA											
7/1	IOWA											
7/2	IOWA											
7/3	IOWA											
7/4	@ Gwinnett											
7/5	@ Gwinnett											
7/6	@ Gwinnett											
7/7	@ Gwinnett											
7/8	@ Gwinnett											
7/9	@ Gwinnett											
7/14	INDIANAPOLIS											
7/15	INDIANAPOLIS											
7/16	INDIANAPOLIS											
7/18	ST. PAUL											
7/19	ST. PAUL											
7/20	ST. PAUL											
7/21	ST. PAUL											
7/22	ST. PAUL											
7/23	ST. PAUL											
7/25	@ Columbus											
7/26	@ Columbus											
7/27	@ Columbus											
7/28	@ Columbus											
7/29	@ Columbus											
7/30	@ Columbus											
8/1	@ Louisville											
8/2	@ Louisville											
8/3	@ Louisville											
8/4	@ Louisville											
8/5	@ Louisville											
8/6	@ Louisville											
8/8	IOWA											
8/9	IOWA											
8/10	IOWA											
8/11	IOWA											
8/12	IOWA											
8/13	IOWA											
8/15	@ Toledo											
8/16	@ Toledo											
8/17	@ Toledo											
8/18	@ Toledo											
8/19	@ Toledo											
8/20	@ Toledo											
8/22	ST. PAUL											
8/23	ST. PAUL											
8/24	ST. PAUL											
8/25	ST. PAUL											
8/26	ST. PAUL											
8/27	ST. PAUL											
8/29	LOUISVILLE											
8/30	LOUISVILLE											
8/31	LOUISVILLE											
9/1	LOUISVILLE											
9/2	LOUISVILLE											
9/3	LOUISVILLE											
9/5	@ Iowa											
9/6	@ Iowa											
9/7	@ Iowa											
9/8	@ Iowa											
9/9	@ Iowa											
9/10	@ Iowa											
9/12	INDIANAPOLIS											
9/13	INDIANAPOLIS											
9/14	INDIANAPOLIS											
9/15	INDIANAPOLIS											
9/16	INDIANAPOLIS											
9/17	INDIANAPOLIS											
9/19	@ Columbus											
9/20	@ Columbus											
9/21	@ Columbus											
9/22	@ Columbus											
9/23	@ Columbus											

DATE	OPPONENT	RESULT	1	2	3	4	5	6	7	8	9
3/31	@ Indianapolis	W, 8-6	Samad Taylor	Maikel Garcia	Nick Pratto	Tyler Gentry	CJ Alexander	Nick Loftin	Freddy Fermin	Dairon Blanco	Tucker Bradley
4/1	@ Indianapolis	W, 12-1	Samad Taylor	Maikel Garcia	Nick Pratto	Tyler Gentry	Nick Loftin	Logan Porter	Jakson Reetz	Dairon Blanco	Angelo Castellano
4/2	INDIANAPOLIS	W, 8-3	Samad Taylor	Maikel Garcia	Nick Pratto	Tyler Gentry	Nick Loftin	CJ Alexander	Freddy Fermin	Dairon Blanco	Tucker Bradley
4/4	TOLEDO	L, 9-2	Samad Taylor	Maikel Garcia	Nick Pratto	Tyler Gentry	Nick Loftin	CJ Alexander	Freddy Fermin	Dairon Blanco	Tucker Bradley
4/5	TOLEDO	L, 7-6	Samad Taylor	Maikel Garcia	Tyler Gentry	Logan Porter	Nick Loftin	Jakson Reetz	Freddy Fermin	Dairon Blanco	Angelo Castellano
4/7	TOLEDO	L, 8-5	Samad Taylor	Maikel Garcia	Tyler Gentry	Logan Porter	Nick Loftin	CJ Alexander	Freddy Fermin	Dairon Blanco	Tucker Bradley
4/8	TOLEDO	W, 9-4	Samad Taylor	Maikel Garcia	Tyler Gentry	Logan Porter	CJ Alexander	Freddy Fermin	Dairon Blanco	Tucker Bradley	Angelo Castellano
4/8	TOLEDO	W, 13-8	Samad Taylor	Maikel Garcia	Tyler Gentry	Nick Pratto	CJ Alexander	Freddy Fermin	Dairon Blanco	Tucker Bradley	Angelo Castellano
4/9	TOLEDO	L, 8-2	Samad Taylor	Maikel Garcia	Tyler Gentry	CJ Alexander	Nick Pratto	Logan Porter	Dairon Blanco	Jakson Reetz	Angelo Castellano
4/10	@ Iowa	L, 9-6	Samad Taylor	Maikel Garcia	Tyler Gentry	Nick Pratto	Nick Loftin	Logan Porter	Freddy Fermin	Dairon Blanco	Tucker Bradley
4/12	@ Iowa	W, 10-6	Samad Taylor	Maikel Garcia	Tyler Gentry	Nick Pratto	Nick Loftin	CJ Alexander	Logan Porter	Tucker Bradley	Angelo Castellano
4/13	@ Iowa	L, 14-1	Samad Taylor	Maikel Garcia	Tyler Gentry	Nick Pratto	Nick Loftin	CJ Alexander	Freddy Fermin	Angelo Castellano	Tucker Bradley
4/14	@ Iowa	W, 11-8	Samad Taylor	Maikel Garcia	Tyler Gentry	Nick Pratto	Nick Loftin	CJ Alexander	Freddy Fermin	Angelo Castellano	Angelo Castellano
4/15	@ Iowa	Postponed									
4/16 G1	@ Iowa	Cancelled snow									
4/16 G2	@ Iowa	Cancelled snow									
4/18	WINNETT	L, 4-1	Samad Taylor	Maikel Garcia	Tyler Gentry	Nick Pratto	Nick Loftin	Logan Porter	Freddy Fermin	CJ Alexander	Angelo Castellano
4/19	WINNETT	L, 9-3	Samad Taylor	Maikel Garcia	Tyler Gentry	Nick Pratto	Nick Loftin	Jakson Reetz	Dairon Blanco	Tucker Bradley	Angelo Castellano
4/20	WINNETT	L, 9-3	Samad Taylor	Maikel Garcia	Tyler Gentry	Nick Pratto	Nick Loftin	Logan Porter	Freddy Fermin	Dairon Blanco	Angelo Castellano
4/21	WINNETT	L, 7-3	Samad Taylor	Maikel Garcia	Tyler Gentry	Nick Pratto	Nick Loftin	CJ Alexander	Jakson Reetz	Tucker Bradley	Angelo Castellano
4/22	WINNETT	L, 7-2	Samad Taylor	Maikel Garcia	Tyler Gentry	Nick Pratto	Nick Loftin	CJ Alexander	Logan Porter	Dairon Blanco	Angelo Castellano
4/23	WINNETT	L, 7-3	Dairon Blanco	Maikel Garcia	Tyler Gentry	Nick Pratto	Nick Loftin	CJ Alexander	Jakson Reetz	Tucker Bradley	Angelo Castellano
4/25	@ Nashville	L, 8-3	Samad Taylor	Maikel Garcia	Tyler Gentry	Nick Pratto	Nick Loftin	Logan Porter	Dairon Blanco	Tucker Bradley	Angelo Castellano
4/26	@ Nashville	L, 5-0	Samad Taylor	Maikel Garcia	Tyler Gentry	Nick Pratto	Nick Loftin	Logan Porter	CJ Alexander	Brewer Hicklen	Angelo Castellano
4/27	@ Nashville	W, 2-1	Samad Taylor	Maikel Garcia	Tyler Gentry	Nick Pratto	Nick Loftin	Nate Eaton	CJ Alexander	Jakson Reetz	Dairon Blanco
4/28	@ Nashville	L, 4-3	Samad Taylor	Maikel Garcia	Tyler Gentry	Logan Porter	Nate Eaton	Brewer Hicklen	Dairon Blanco	CJ Alexander	Angelo Castellano
4/29	@ Nashville	L, 6-5 (10)	Samad Taylor	Maikel Garcia	Nate Eaton	Nick Loftin	Freddy Fermin	CJ Alexander	Jakson Reetz	Tucker Bradley	Angelo Castellano
4/30	@ Nashville	W, 10-6	Samad Taylor	Maikel Garcia	Tyler Gentry	Freddy Fermin	Nick Loftin	Logan Porter	Nate Eaton	Brewer Hicklen	Dairon Blanco
5/2	LOUISVILLE	L, 10-4	Samad Taylor	Nate Eaton	Tyler Gentry	Logan Porter	Nick Loftin	Jakson Reetz	Brewer Hicklen	Dairon Blanco	Angelo Castellano
5/3	LOUISVILLE	L, 7-4	Samad Taylor	Nate Eaton	Tyler Gentry	Logan Porter	Nick Loftin	CJ Alexander	Brewer Hicklen	Tucker Bradley	Angelo Castellano
5/4	LOUISVILLE	L, 12-10	Samad Taylor	CJ Alexander	Tyler Gentry	Franmil Reyes	Nick Loftin	Logan Porter	Brewer Hicklen	Tucker Bradley	Angelo Castellano
5/5	LOUISVILLE	W, 6-2	Samad Taylor	Nick Loftin	Tyler Gentry	Franmil Reyes	Logan Porter	Brewer Hicklen	Jakson Reetz	Dairon Blanco	Clay Dungan
5/6	LOUISVILLE	W, 11-9	Samad Taylor	Nick Loftin	Tyler Gentry	Franmil Reyes	Logan Porter	CJ Alexander	Dairon Blanco	Tucker Bradley	Angelo Castellano
5/6	LOUISVILLE	L, 4-3	Samad Taylor	Nick Loftin	Tyler Gentry	Franmil Reyes	Logan Porter	Jakson Reetz	Dairon Blanco	Brewer Hicklen	Angelo Castellano
5/9	@ Scranton/WB	L, 14-2	Drew Waters	Samad Taylor	Tyler Gentry	Nick Loftin	Nick Loftin	CJ Alexander	Brewer Hicklen	Tucker Bradley	Clay Dungan
5/10	@ Scranton/WB	L, 4-3	Samad Taylor	Nick Loftin	Tyler Gentry	Logan Porter	Brewer Hicklen	Jakson Reetz	Dairon Blanco	Clay Dungan	Angelo Castellano
5/11	@ Scranton/WB	W, 4-3 (11)	Drew Waters	Samad Taylor	Nick Loftin	Logan Porter	CJ Alexander	Brewer Hicklen	Dairon Blanco	Tucker Bradley	Angelo Castellano
5/12	@ Scranton/WB	W, 5-2	Drew Waters	Samad Taylor	Tyler Gentry	CJ Alexander	Jakson Reetz	Tucker Bradley	Dairon Blanco	Clay Dungan	Angelo Castellano
5/13	@ Scranton/WB	L, 8-6	Drew Waters	Samad Taylor	Tyler Gentry	Logan Porter	Nick Loftin	CJ Alexander	Brewer Hicklen	Dairon Blanco	Angelo Castellano
5/14	@ Scranton/WB	W, 6-3	Samad Taylor	Nick Loftin	Tyler Gentry	CJ Alexander	Jakson Reetz	Brewer Hicklen	Tucker Bradley	Dairon Blanco	Clay Dungan
5/16	TOLEDO	L, 9-2	Drew Waters	Nicky Lopez	Samad Taylor	Tyler Gentry	Jakson Reetz	Nick Loftin	Logan Porter	CJ Alexander	Angelo Castellano
5/17	TOLEDO	W, 16-8	Drew Waters	Samad Taylor	Tyler Gentry	Logan Porter	Nick Loftin	Jakson Reetz	Dairon Blanco	Clay Dungan	Angelo Castellano
5/18	TOLEDO	W, 9-0	Drew Waters	Nicky Lopez	Samad Taylor	Tyler Gentry	CJ Alexander	Nick Loftin	Logan Porter	Brewer Hicklen	Tucker Bradley
5/19	TOLEDO	W, 9-1	Drew Waters	Samad Taylor	Tyler Gentry	CJ Alexander	Nick Loftin	Logan Porter	Dairon Blanco	Clay Dungan	Angelo Castellano
5/19	TOLEDO	W, 4-1	Drew Waters	Nicky Lopez	Samad Taylor	Tyler Gentry	CJ Alexander	Nick Loftin	Jakson Reetz	Dairon Blanco	Angelo Castellano
5/21	TOLEDO	W, 8-4	Drew Waters	Samad Taylor	Nick Loftin	Logan Porter	Brewer Hicklen	Jakson Reetz	Dairon Blanco	Tucker Bradley	Angelo Castellano
5/23	@ St. Paul	W, 6-1	Drew Waters	Samad Taylor	Nick Loftin	Tyler Gentry	Logan Porter	Greyson Jenista	Dairon Blanco	Clay Dungan	Angelo Castellano
5/24	@ St. Paul	L, 6-5	Samad Taylor	Nick Loftin	Tyler Gentry	Logan Porter	Logan Porter	Brewer Hicklen	Dairon Blanco	Jakson Reetz	Angelo Castellano
5/25	@ St. Paul	L, 8-6	Samad Taylor	Nick Loftin	Tyler Gentry	Logan Porter	Greyson Jenista	Dairon Blanco	Brewer Hicklen	Angelo Castellano	Tucker Bradley
5/26	@ St. Paul	W, 6-4	Samad Taylor	Nate Eaton	Nick Loftin	Logan Porter	Brewer Hicklen	Dairon Blanco	Jakson Reetz	Clay Dungan	Angelo Castellano
5/27	@ St. Paul	L, 14-1	Samad Taylor	Nate Eaton	Tyler Gentry	Logan Porter	Dairon Blanco	Johan Camargo	Greyson Jenista	Angelo Castellano	Tucker Bradley
5/28	@ St. Paul	W, 10-6	Samad Taylor	Nate Eaton	Tyler Gentry	Nick Loftin	CJ Alexander	Brewer Hicklen	Johan Camargo	Jakson Reetz	Clay Dungan
5/30	MEMPHIS	W, 7-6	Samad Taylor	Nate Eaton	Tyler Gentry	Nick Loftin	Logan Porter	Dairon Blanco	CJ Alexander	Johan Camargo	Angelo Castellano
6/1	MEMPHIS	L, 9-4	Samad Taylor	Nate Eaton	Tyler Gentry	CJ Alexander	Johan Camargo	Logan Porter	Dairon Blanco	Clay Dungan	Tucker Bradley
6/2	MEMPHIS	L, 12-6	Samad Taylor	Nate Eaton	Tyler Gentry	CJ Alexander	Johan Camargo	Dairon Blanco	Jakson Reetz	Brewer Hicklen	Angelo Castellano
6/2	MEMPHIS	W, 10-9 (10)	Dairon Blanco	Nate Eaton	Tyler Gentry	CJ Alexander	Johan Camargo	Logan Porter	Brewer Hicklen	Clay Dungan	Tucker Bradley
6/4	MEMPHIS	L, 4-2	Dairon Blanco	Samad Taylor	Tyler Gentry	Johan Camargo	Nate Eaton	Logan Porter	CJ Alexander	Brewer Hicklen	Angelo Castellano
6/6	MEMPHIS	L, 6-5	Dairon Blanco	Samad Taylor	Tyler Gentry	Johan Camargo	Nate Eaton	Logan Porter	CJ Alexander	Clay Dungan	Tucker Bradley
6/7	@ Indianapolis	W, 4-2	Dairon Blanco	Samad Taylor	Tyler Gentry	Johan Camargo	Nate Eaton	Logan Porter	Brewer Hicklen	Jakson Reetz	Angelo Castellano
6/7	@ Indianapolis	W, 9-7	Dairon Blanco	Samad Taylor	Tyler Gentry	Johan Camargo	Nate Eaton	Logan Porter	CJ Alexander	Clay Dungan	Tucker Bradley
6/8	@ Indianapolis	W, 15-7	Dairon Blanco	Samad Taylor	Tyler Gentry	Johan Camargo	Nate Eaton	Logan Porter	CJ Alexander	Angelo Castellano	Tucker Bradley
6/9	@ Indianapolis	W, 6-2	Dairon Blanco	Samad Taylor	Tyler Gentry	Johan Camargo	Nate Eaton	Logan Porter	CJ Alexander	Jakson Reetz	Angelo Castellano
6/10	@ Indianapolis										
6/11	@ Indianapolis										
6/13	COLUMBUS										
6/14	COLUMBUS										
6/15	COLUMBUS										
6/16	COLUMBUS										
6/17	COLUMBUS										
6/18	COLUMBUS										
6/20	@ Rochester										
6/21	@ Rochester										
6/22	@ Rochester										
6/23	@ Rochester										
6/24	@ Rochester										
6/25	@ Rochester										
6/28	IOWA										
6/29	IOWA										
6/30	IOWA										
7/1	IOWA										
7/2	IOWA										
7/3	IOWA										
7/4	@ Gwinnett										
7/5	@ Gwinnett										
7/6	@ Gwinnett										
7/7	@ Gwinnett										
7/8	@ Gwinnett										
7/9	@ Gwinnett										
7/14	INDIANAPOLIS										
7/15	INDIANAPOLIS										
7/16	INDIANAPOLIS										
7/18	ST. PAUL										
7/19	ST. PAUL										
7/20	ST. PAUL										
7/21	ST. PAUL										
7/22	ST. PAUL										
7/23	ST. PAUL										
7/25	@ Columbus										
7/26	@ Columbus										
7/27	@ Columbus										
7/28	@ Columbus										
7/29	@ Columbus										
7/30	@ Columbus										
8/1	@ Louisville										
8/2	@ Louisville										
8/3	@ Louisville										
8/4	@ Louisville										
8/5	@ Louisville										
8/6	@ Louisville										
8/9	IOWA										
8/9	IOWA										
8/10	IOWA										
8/11	IOWA										
8/12	IOWA										
8/13	IOWA										
8/15	@ Toledo										
8/16	@ Toledo										
8/17	@ Toledo										
8/18	@ Toledo										
8/19	@ Toledo										
8/20	@ Toledo										
8/22	ST. PAUL										
8/23	ST. PAUL										
8/24	ST. PAUL										
8/25	ST. PAUL										
8/26	ST. PAUL										
8/27	ST. PAUL										
8/29	LOUISVILLE										
8/30	LOUISVILLE										
8/31	LOUISVILLE										
9/1	LOUISVILLE										
9/2	LOUISVILLE										
9/3	LOUISVILLE										
9/5	@ Iowa										
9/6	@ Iowa										
9/7	@ Iowa										
9/8	@ Iowa										
9/8	@ Iowa										
9/10	@ Iowa										
9/12	INDIANAPOLIS										
9/13	INDIANAPOLIS										
9/14	INDIANAPOLIS										
9/15	INDIANAPOLIS										
9/16	INDIANAPOLIS										
9/17	INDIANAPOLIS										
9/19	@ Columbus										
9/20	@ Columbus										
9/21	@ Columbus										
9/22	@ Columbus										
9/23	@ Columbus										
9/24	@ Columbus										



DATE	OPPONENT	RESULT	IP	H	R	ER	BB	SO	2B	3B	HR	TB	AVG	WHIP	WP	BK	HB	GDP	IBB	TBF	SV	SVO	ERA (SEASON)
3/31	@ Indianapolis	W, 8-6	9.0	11	6	6	2	7	4	0	1	18	(.297)	(1.44)	0	1	1	1	0	40	1	1	6.00
4/1	@ Indianapolis	W, 12-1	9.0	5	1	1	2	8	1	0	0	6	(.185)	(0.78)	0	0	2	5	0	31	0	0	3.50
4/2	@ Indianapolis	W, 8-3	9.0	11	3	3	5	10	1	1	1	17	(.314)	(1.78)	0	0	0	3	0	40	0	0	3.33
4/4	TOLEDO	L, 9-2	9.0	12	9	9	4	8	6	0	3	27	(.324)	(1.78)	0	0	0	1	0	41	0	0	4.75
4/5	TOLEDO	L, 7-6	9.0	12	7	6	5	10	3	0	1	18	(.316)	(1.89)	1	0	0	2	0	43	0	1	5.00
4/6	TOLEDO	L, 8-5	9.0	10	8	8	8	12	3	0	3	22	(.286)	(2.00)	0	0	0	1	0	44	0	0	5.50
4/7	TOLEDO	W, 9-4	9.0	9	4	4	5	8	0	2	1	16	(.250)	(1.56)	1	0	1	0	0	42	0	0	5.29
4/8	TOLEDO	W, 13-8	9.0	13	8	7	4	8	2	0	0	15	(.317)	(1.89)	0	1	2	1	0	47	0	0	5.50
4/9	TOLEDO	L, 8-2	9.0	13	8	6	4	10	2	0	3	24	(.317)	(1.89)	0	0	1	1	0	46	0	0	5.56
4/11	@ Iowa	L, 9-6	8.0	7	9	9	7	10	3	0	2	16	(.226)	(1.75)	0	0	1	0	0	39	0	0	5.97
4/12	@ Iowa	W, 10-6	9.0	8	6	6	2	10	2	1	2	18	(.235)	(1.11)	0	0	1	1	0	37	0	0	5.97
4/13	@ Iowa	L, 14-1	8.0	15	14	12	4	8	7	0	2	28	(.375)	(2.38)	0	0	2	0	0	46	0	0	6.54
4/14	@ Iowa	W, 11-8	9.0	11	8	7	4	14	2	0	2	19	(.297)	(1.67)	1	0	2	0	1	45	1	1	6.57
4/15	@ Iowa	PPD/Rain																					
4/16 G1	@ Iowa	Cancelled/Snow																					
4/16 G2	@ Iowa	Cancelled/Snow																					
4/18	GWINNETT	L, 4-1	9.0	6	4	4	6	3	0	1	0	8	(.207)	(1.33)	2	0	0	0	0	39	0	0	6.39
4/19	GWINNETT	L, 6-2	9.0	10	6	6	1	9	3	0	2	19	(.286)	(1.22)	0	0	0	1	0	36	0	0	6.36
4/20	GWINNETT	L, 9-3	9.0	10	9	6	5	7	1	1	1	16	(.286)	(1.67)	2	0	0	1	0	41	0	0	6.34
4/21	GWINNETT	L, 7-3	9.0	11	7	4	4	8	4	0	1	18	(.297)	(1.67)	4	1	0	2	0	42	0	0	6.20
4/22	GWINNETT	L, 5-2	9.0	10	5	4	5	5	1	0	1	14	(.294)	(1.67)	0	0	2	1	0	42	0	0	6.08
4/23	GWINNETT	W, 5-3	9.0	8	3	3	3	7	2	0	0	10	(.229)	(1.22)	2	0	0	1	0	39	1	1	5.91
4/25	@ Nashville	L, 8-3	8.0	11	8	8	3	5	2	1	2	21	(.333)	(1.75)	0	0	0	0	0	38	0	0	6.05
4/26	@ Nashville	L, 5-0	8.0	11	5	5	3	5	3	0	1	17	(.333)	(1.75)	0	0	0	0	0	37	0	0	6.03
4/27	@ Nashville	W, 2-1	9.0	6	1	1	5	10	1	0	0	7	(.200)	(1.22)	0	0	1	1	0	36	1	1	5.80
4/28	@ Nashville	L, 4-3	8.2	7	4	3	4	7	1	0	0	8	(.233)	(1.27)	0	0	0	3	0	34	0	1	5.68
4/29	@ Nashville	L, 6-5 (10)	9.1	13	6	5	6	7	2	0	1	18	(.325)	(2.04)	0	0	1	0	0	48	0	1	5.65
4/30	@ Nashville	W, 10-6	9.0	9	6	6	5	9	1	0	1	13	(.257)	(1.56)	3	0	1	0	0	42	0	1	5.66
5/2	LOUISVILLE	L, 10-4	9.0	14	10	10	5	8	1	0	1	18	(.368)	(2.11)	3	0	0	0	0	45	0	0	5.83
5/3	LOUISVILLE	L, 7-4	9.0	11	7	6	4	10	0	0	3	20	(.306)	(1.67)	0	0	1	1	0	41	0	0	5.84
5/4	LOUISVILLE	L, 12-10	9.0	13	12	10	4	8	1	1	6	34	(.333)	(1.89)	0	0	0	1	0	43	0	0	5.99
5/5	LOUISVILLE	W, 6-2	9.0	7	2	2	3	8	1	0	1	11	(.219)	(1.11)	0	0	0	0	0	36	1	1	5.85
5/6	LOUISVILLE	W, 11-9	9.0	13	9	9	3	9	4	0	2	23	(.342)	(1.78)	0	0	1	0	0	42	1	1	5.95
5/7	LOUISVILLE	L, 4-3	9.0	6	4	4	7	10	2	0	1	11	(.188)	(1.44)	1	1	0	0	0	39	0	1	5.89
5/9	@ Scranton/WB	L, 14-2	8.0	18	14	13	5	6	4	0	4	34	(.486)	(2.88)	1	0	2	4	0	45	0	0	6.14
5/10	@ Scranton/WB	L, 4-3	8.0	4	4	4	8	9	1	0	1	8	(.160)	(1.50)	0	0	1	2	0	34	0	0	6.09
5/11	@ Scranton/WB	W, 4-3 (11)	11.0	8	3	3	6	15	3	0	0	11	(.216)	(1.27)	1	0	1	1	2	44	0	1	5.96
5/12	@ Scranton/WB	W, 3-2	9.0	4	2	2	5	8	0	0	1	7	(.133)	(1.00)	0	0	0	0	0	35	1	1	5.85
5/13	@ Scranton/WB	L, 8-6	8.1	10	8	8	7	7	1	0	2	17	(.333)	(2.04)	1	0	1	2	0	38	0	1	5.92
5/14	@ Scranton/WB	W, 6-3	9.0	9	3	3	5	13	1	0	2	16	(.250)	(1.56)	0	0	0	0	0	41	1	2	5.84
5/16	TOLEDO	L, 9-2	9.0	12	9	7	3	11	3	0	3	24	(.308)	(1.67)	2	0	0	1	0	42	0	0	5.87
5/17	TOLEDO	W, 16-8	9.0	14	8	8	2	14	2	0	3	25	(.341)	(1.78)	1	0	0	0	0	43	0	0	5.92
5/18	TOLEDO	W, 9-0	9.0	3	0	0	4	9	1	0	0	4	(.107)	(0.78)	1	0	1	2	0	33	0	0	5.70
5/19	TOLEDO	W, 9-1	9.0	6	1	0	4	7	2	0	0	8	(.188)	(1.11)	1	0	0	1	0	36	0	0	5.63
5/20	TOLEDO	L, 4-1	9.0	5	4	4	8	8	0	0	0	5	(.179)	(1.44)	0	0	2	1	0	39	0	0	5.59
5/21	TOLEDO	W, 8-4	9.0	15	4	4	1	6	6	0	2	27	(.385)	(1.78)	0	0	2	2	0	42	0	0	5.56
5/23	@ St. Paul	W, 6-1	9.0	6	1	1	2	7	1	0	0	7	(.182)	(0.89)	0	0	0	0	0	35	0	0	5.45
5/24	@ St. Paul	L, 6-5	8.0	9	6	6	6	13	2	0	0	11	(.273)	(1.88)	0	0	0	0	0	39	0	0	5.48
5/25	@ St. Paul	L, 8-6	8.0	10	8	5	5	5	3	1	1	18	(.313)	(1.88)	0	0	1	1	0	38	0	1	5.48
5/26	@ St. Paul	W, 6-4	9.0	8	4	4	7	7	1	0	1	12	(.250)	(1.67)	0	0	1	1	0	40	1	1	5.45
5/27	@ St. Paul	W, 14-1	8.0	16	14	11	6	12	2	1	2	26	(.381)	(2.75)	0	0	0	0	0	48	0	0	5.58
5/28	@ St. Paul	L, 10-6	8.0	9	10	6	3	7	1	0	2	16	(.290)	(1.50)	0	0	1	0	0	36	0	1	5.60
5/30	MEMPHIS	W, 7-6	9.0	6	6	6	9	8	1	0	2	13	(.194)	(1.67)	0	0	0	1	0	41	1	1	5.61
5/31	MEMPHIS	L, 9-4	9.0	11	9	7	4	10	1	0	6	30	(.282)	(1.67)	1	0	0	0	0	44	0	0	5.64
6/1	MEMPHIS	L, 12-6	9.0	11	12	12	11	8	2	0	3	22	(.297)	(2.44)	0	0	0	1	0	48	0	0	5.76
6/2	MEMPHIS	W, 10-9 (10)	10.0	12	9	7	7	10	2	0	1	17	(.300)	(1.90)	0	0	0	3	0	48	0	1	5.77
6/3	MEMPHIS	L, 4-2	9.0	6	4	3	1	9	1	0	1	10	(.176)	(0.78)	2	0	0	0	0	35	0	0	5.72
6/4	MEMPHIS	L, 6-5	9.0	9	6	6	7	11	2	1	0	13	(.257)	(1.78)	1	0	0	1	0	42	0	1	5.73
6/6	@ Indianapolis	W, 4-2	9.0	7	2	2	6	12	0	1	0	9	(.219)	(1.44)	0	0	1	1	0	40	1	1	5.66
6/7	@ Indianapolis	W, 9-7	9.0	10	7	7	4	13	3	1	1	18	(.286)	(1.56)	0	0	0	1	0	39	0	0	5.68
6/8	@ Indianapolis	W, 15-7	9.0	11	7	7	8	7	3	0	1	17	(.306)	(2.11)	0	0	0	1	0	44	0	0	5.70
6/9	@ Indianapolis	W, 6-2	9.0	8	2	2	1	12	1	0	1	12	(.216)	(1.00)	0	0	0	0	0	38	0	0	5.64
6/10	@ Indianapolis																						
6/11	@ Indianapolis																						
6/13	COLUMBUS																						
6/14	COLUMBUS																						
6/15	COLUMBUS																						
6/16	COLUMBUS																						
6/17	COLUMBUS																						
6/18	COLUMBUS																						
6/20	@ Rochester																						
6/21	@ Rochester																						
6/22	@ Rochester																						
6/23	@ Rochester																						
6/24	@ Rochester																						
6/25	@ Rochester																						



DATE	OPPONENT	RESULT	AB	R	H	TB	2B	3B	HR	XBH	RBI	BB	IBB	SO	SB	CS	HBP	SAC	SF	GIDP	LOB	AVG (SEASON)
3/31	@ Indianapolis	W, 8-6	40	8	12	16	2	1	0	3	8	9	0	12	5	0	0	0	0	0	14	.300
4/1	@ Indianapolis	W, 12-1	42	12	16	24	2	0	2	4	12	6	0	10	3	0	0	0	2	0	11	.341
4/2	@ Indianapolis	W, 8-3	39	8	12	22	1	0	3	4	8	4	0	5	2	0	1	0	0	0	9	.331
4/4	TOLEDO	L, 9-2	29	2	6	12	1	1	1	3	2	6	0	7	2	0	0	0	0	4	6	.307
4/5	TOLEDO	L, 7-6	34	6	8	18	1	0	3	4	6	4	0	10	1	1	1	0	0	1	6	.293
4/6	TOLEDO	L, 8-5	32	5	7	15	0	1	2	3	3	3	0	12	2	1	0	0	1	1	4	.282
4/7	TOLEDO	W, 9-4	34	9	12	18	3	0	1	4	8	4	0	11	0	0	0	0	1	1	6	.292
4/8	TOLEDO	W, 13-8	36	13	12	26	2	0	4	6	13	5	0	9	0	0	0	0	0	0	4	.297
4/9	TOLEDO	L, 8-2	33	2	6	11	2	0	1	3	2	6	0	12	0	0	2	0	0	0	12	.285
4/11	@ Iowa	L, 9-6	38	6	10	20	4	0	2	6	6	1	0	6	0	0	0	0	0	0	6	.283
4/12	@ Iowa	W, 10-6	38	10	12	29	5	0	4	9	10	3	0	9	1	1	1	0	0	0	5	.286
4/13	@ Iowa	L, 14-1	31	1	6	12	3	0	1	4	1	1	0	4	0	0	0	0	0	1	4	.279
4/14	@ Iowa	W, 11-8	38	11	11	14	3	0	0	3	10	7	0	7	5	1	2	0	1	0	10	.280
4/15	@ Iowa	PPD/Rain																				
4/16 G1	@ Iowa	Cancelled/Snow																				
4/16 G2	@ Iowa	Cancelled/Snow																				
4/18	GWINNETT	L, 4-1	31	1	7	10	3	0	0	3	1	3	0	10	0	1	1	0	1	1	8	.277
4/19	GWINNETT	L, 6-2	31	2	6	14	2	0	2	4	2	3	0	7	2	0	0	0	0	1	5	.272
4/20	GWINNETT	L, 9-3	27	3	3	4	1	0	0	1	3	11	0	10	2	0	0	0	2	1	10	.264
4/21	GWINNETT	L, 7-3	35	3	9	13	1	0	1	2	3	4	0	8	1	0	0	0	0	1	9	.264
4/22	GWINNETT	L, 5-2	27	2	4	8	1	0	1	2	2	4	0	8	0	1	0	0	0	3	2	.259
4/23	GWINNETT	W, 5-3	31	5	12	15	3	0	0	3	5	4	0	7	6	1	0	0	0	0	6	.265
4/25	@ Nashville	L, 8-3	29	3	5	6	1	0	0	1	3	3	0	12	0	0	1	0	0	2	3	.261
4/26	@ Nashville	L, 5-0	30	0	4	5	1	0	0	1	0	2	0	7	3	0	0	0	0	2	5	.255
4/27	@ Nashville	W, 2-1	33	2	8	13	2	0	1	3	2	2	0	11	2	0	1	0	0	1	7	.255
4/28	@ Nashville	L, 4-3	30	3	5	5	0	0	0	0	2	3	0	9	3	1	0	0	0	1	3	.251
4/29	@ Nashville	L, 6-5 (10)	37	5	8	15	4	0	1	5	4	3	0	6	0	0	0	0	0	2	6	.250
4/30	@ Nashville	W, 10-6	34	10	11	23	3	0	3	6	10	7	0	7	3	0	1	1	3	1	9	.253
5/2	LOUISVILLE	L, 10-4	33	4	6	9	1	1	0	2	4	7	0	10	0	1	1	0	0	1	10	.250
5/3	LOUISVILLE	L, 7-4	34	4	10	13	3	0	0	3	4	2	0	6	0	0	0	0	0	3	5	.252
5/4	LOUISVILLE	L, 12-10	40	10	11	17	3	0	1	4	8	4	0	6	6	0	1	0	1	0	9	.253
5/5	LOUISVILLE	W, 6-2	30	6	5	12	1	0	2	3	6	3	0	10	3	0	0	0	0	0	3	.250
5/6	LOUISVILLE	W, 11-9	31	11	12	16	1	0	1	2	10	6	0	6	2	1	4	1	1	0	8	.254
5/7	LOUISVILLE	L, 4-3	35	3	8	17	1	1	2	4	3	2	0	10	2	0	0	0	0	0	7	.253
5/9	@ Scranton/WB	L, 14-2	31	2	4	8	1	0	1	2	1	0	0	5	0	0	0	0	0	1	2	.250
5/10	@ Scranton/WB	L, 4-3	30	3	5	11	1	1	1	3	3	7	0	8	3	1	1	0	1	0	9	.248
5/11	@ Scranton/WB	W, 4-3 (11)	36	4	4	8	1	0	1	2	2	4	0	9	3	0	1	0	0	2	6	.243
5/12	@ Scranton/WB	W, 3-2	32	3	8	10	2	0	0	2	3	2	0	7	1	1	0	0	1	0	5	.243
5/13	@ Scranton/WB	L, 8-6	37	6	14	21	4	0	1	5	6	1	0	8	3	1	1	0	0	0	6	.248
5/14	@ Scranton/WB	W, 6-3	33	6	7	20	2	1	3	6	5	6	0	13	2	1	0	0	0	0	6	.247
5/16	TOLEDO	L, 9-2	36	2	9	10	1	0	0	1	2	8	0	12	2	0	0	0	0	0	15	.247
5/17	TOLEDO	W, 16-8	41	16	18	34	7	0	3	10	15	5	0	9	3	0	2	0	0	1	8	.253
5/18	TOLEDO	W, 9-0	36	9	14	20	3	0	1	4	9	4	0	6	0	0	1	0	0	2	8	.256
5/19	TOLEDO	W, 9-1	32	9	12	18	4	1	0	5	8	8	0	7	5	1	1	0	1	1	9	.259
5/20	TOLEDO	L, 4-1	29	1	2	2	0	0	0	0	1	7	0	16	2	0	0	0	0	0	8	.255
5/21	TOLEDO	W, 8-4	35	8	12	28	2	1	4	7	7	6	0	6	2	0	0	0	0	1	9	.257
5/23	@ St. Paul	W, 6-1	35	6	10	18	5	0	1	6	6	4	0	11	0	0	0	0	1	2	7	.258
5/24	@ St. Paul	L, 6-5	38	5	11	15	1	0	1	2	5	6	0	12	1	1	0	0	0	1	12	.259
5/25	@ St. Paul	L, 8-6	36	6	10	16	3	0	1	4	6	7	0	6	6	0	2	0	0	1	12	.259
5/26	@ St. Paul	W, 6-4	32	6	8	9	1	0	0	1	3	8	0	7	7	1	1	0	0	2	8	.259
5/27	@ St. Paul	L, 14-1	28	1	6	9	0	0	1	1	1	7	0	8	0	2	1	0	0	4	8	.258
5/28	@ St. Paul	L, 10-6	34	6	11	12	1	0	0	1	5	3	0	5	2	0	0	0	0	4	4	.260
5/30	MEMPHIS	W, 7-6	34	7	12	24	4	1	2	7	5	2	0	5	0	2	1	0	0	1	6	.261
5/31	MEMPHIS	L, 9-4	37	4	9	9	0	0	0	0	3	1	0	10	3	0	1	0	0	1	8	.261
6/1	MEMPHIS	L, 12-6	34	6	9	20	2	0	3	5	6	6	0	10	1	0	1	0	0	2	8	.261
6/2	MEMPHIS	W, 10-9 (10)	40	10	13	20	4	0	1	5	9	3	0	8	4	1	0	2	1	0	8	.263
6/3	MEMPHIS	L, 4-2	31	2	6	7	1	0	0	1	1	6	0	11	0	0	0	0	0	1	8	.261
6/4	MEMPHIS	L, 6-5	37	5	12	13	1	0	0	1	4	6	0	8	2	0	0	0	0	2	11	.263
6/6	@ Indianapolis	W, 4-2	32	4	8	13	2	0	1	3	4	2	0	5	5	1	0	1	1	0	5	.262
6/7	@ Indianapolis	W, 9-7	33	9	10	16	3	0	1	4	9	10	0	7	5	0	1	0	2	2	10	.263
6/8	@ Indianapolis	W, 15-7	36	15	12	18	3	0	1	4	15	11	0	11	4	0	0	0	3	0	8	.264
6/9	@ Indianapolis	W, 6-2	39	6	13	19	3	0	1	4	6	0	0	8	2	0	1	0	0	1	7	.266
6/10	@ Indianapolis																					
6/11	@ Indianapolis																					
6/13	COLUMBUS																					
6/14	COLUMBUS																					
6/15	COLUMBUS																					
6/16	COLUMBUS																					
6/17	COLUMBUS																					
6/18	COLUMBUS																					
6/20	@ Rochester																					
6/21	@ Rochester																					
6/22	@ Rochester																					
6/23	@ Rochester																					
6/24	@ Rochester																					
6/25	@ Rochester																					

## HITTING

SERIES	OPPONENT	DATES	AVG	G	AB	R	H	TB	2B	3B	HR	RBI	BB	IBB	SO	SB	CS	OBP	SLG	OPS	PA	SAC	SF	HBP	GIDP
SERIES 1	@ Indianapolis	3/31 - 4/2	.331	3	121	28	40	62	5	1	5	28	19	0	27	10	0	.420	.512	.932	143	0	2	1	0
SERIES 2	TOLEDO	4/4 - 4/9	.258	6	198	37	51	100	9	2	12	34	28	0	61	5	2	.355	.505	.860	231	0	2	3	7
SERIES 3	@ Iowa	4/11 - 4/16	.269	4	145	28	39	75	15	0	7	27	12	0	26	6	2	.335	.517	.852	161	0	1	3	1
SERIES 4	GWINNETT	4/18 - 4/23	.225	6	182	16	41	64	11	0	4	16	29	0	50	11	3	.330	.352	.682	215	0	3	1	7
SERIES 5	@ Nashville	4/25 - 4/30	.212	6	193	23	41	67	11	0	5	21	20	0	52	11	1	.292	.347	.639	220	1	3	3	9
SERIES 6	LOUISVILLE	5/2 - 5/7	.256	6	203	38	52	84	10	2	6	35	24	0	48	13	2	.349	.414	.763	236	1	2	6	4
SERIES 7	@ Scranton/WB	5/9 - 5/14	.211	6	199	24	42	78	11	2	7	20	20	0	50	12	4	.290	.392	.682	224	0	2	3	3
SERIES 8	TOLEDO	5/16 - 5/21	.321	6	209	45	67	112	17	2	8	42	38	0	56	14	1	.433	.536	.969	252	0	1	4	5
SERIES 9	@ St. Paul	5/23 - 5/28	.276	6	203	30	56	79	11	0	4	26	35	0	49	16	4	.391	.389	.780	243	0	1	4	14
SERIES 10	MEMPHIS	5/30 - 6/4	.286	6	213	34	61	93	12	1	6	28	24	0	52	10	3	.365	.437	.802	243	2	1	3	7
SERIES 11	@ Indianapolis	6/6 - 6/11																							
SERIES 12	COLUMBUS	6/13 - 6/18																							
SERIES 13	@ Rochester	6/20 - 6/25																							
SERIES 14	IOWA	6/28 - 7/3																							
SERIES 15	@ Gwinnett	7/4 - 7/9																							
SERIES 16	INDIANAPOLIS	7/14 - 7/16																							
SERIES 17	ST. PAUL	7/18 - 7/23																							
SERIES 18	@ Columbus	7/25 - 7/30																							
SERIES 19	@ Louisville	8/1 - 8/6																							
SERIES 20	IOWA	8/8 - 8/13																							
SERIES 21	@ Toledo	8/15 - 8/20																							
SERIES 22	ST. PAUL	8/22 - 8/27																							
SERIES 23	LOUISVILLE	8/29 - 9/3																							
SERIES 24	@ Iowa	9/5 - 9/10																							
Series 25	INDIANAPOLIS	9/12 - 9/17																							
Series 26	@ Columbus	9/19 - 9/24																							

## PITCHING

SERIES	OPPONENT	DATES	W	L	ERA	G	GS	CG	SHO	GF	HLD	SV	SVO	IP	H	R	ER	HR	HB	BB	IBB	SO	AVG	WP	BK	GIDP
SERIES 1	@ Indianapolis	3/31 - 4/2	3	0	3.33	3	3	0	0	3	0	1	1	27.0	27	10	10	2	3	9	0	25	.273	0	1	9
SERIES 2	TOLEDO	4/4 - 4/9	2	4	6.67	6	6	0	0	6	0	0	1	54.0	69	44	40	11	4	30	0	56	.303	2	1	6
SERIES 3	@ Iowa	4/11 - 4/16	2	2	9.00	4	4	0	0	4	2	1	1	34.0	41	37	34	8	6	17	1	42	.289	1	0	1
SERIES 4	GWINNETT	4/18 - 4/23	1	5	4.50	6	6	0	0	6	3	1	1	54.0	55	34	27	5	2	24	0	39	.268	10	1	6
SERIES 5	@ Nashville	4/25 - 4/30	2	4	4.85	6	6	0	0	6	6	1	4	52.0	57	30	28	5	3	26	0	43	.284	3	0	4
SERIES 6	LOUISVILLE	5/2 - 5/7	2	4	6.83	6	6	0	0	6	3	2	3	54.0	64	44	41	14	2	26	0	53	.298	4	1	2
SERIES 7	@ Scranton/WB	5/9 - 5/14	3	3	5.57	6	6	0	0	6	7	2	5	53.1	53	34	33	10	5	36	2	58	.272	3	0	9
SERIES 8	TOLEDO	5/16 - 5/21	4	2	3.83	6	6	0	1	6	3	0	0	54.0	55	26	23	8	5	22	0	55	.266	5	0	7
SERIES 9	@ St. Paul	5/23 - 5/28	2	4	5.94	6	6	0	0	6	1	1	3	50.0	58	43	33	6	3	29	0	51	.286	0	0	2
SERIES 10	MEMPHIS	5/30 - 6/4	2	4	6.71	6	6	0	0	6	4	1	3	55.0	55	46	41	13	0	39	0	56	.255	4	0	6
SERIES 11	@ Indianapolis	6/6 - 6/11																								
SERIES 12	COLUMBUS	6/13 - 6/18																								
SERIES 13	@ Rochester	6/20 - 6/25																								
SERIES 14	IOWA	6/28 - 7/3																								
SERIES 15	@ Gwinnett	7/4 - 7/9																								
SERIES 16	INDIANAPOLIS	7/14 - 7/16																								
SERIES 17	ST. PAUL	7/18 - 7/23																								
SERIES 18	@ Columbus	7/25 - 7/30																								
SERIES 19	@ Louisville	8/1 - 8/6																								
SERIES 20	IOWA	8/8 - 8/13																								
SERIES 21	@ Toledo	8/15 - 8/20																								
SERIES 22	ST. PAUL	8/22 - 8/27																								
SERIES 23	LOUISVILLE	8/29 - 9/3																								
SERIES 24	@ Iowa	9/5 - 9/10																								
SERIES 25	INDIANAPOLIS	9/12 - 9/17																								
SERIES 26	@ Columbus	9/19 - 9/24																								

 SERIES WINS: 2 (1 at Home, 1 on Road)

 SERIES LOSSES: 6 (4 at Home, 2 on Road)

 SERIES SPLITS: 2 (2 on Road)

## STARTING PITCHERS

[illegible]

## RELIEVERS

SERIES	OPPONENT	DATES	W	L	ERA	G	HLD	SV	SVO	IP	H	R	ER	2B	3B	HR	TB	BB	IBB	SO	WHIP	AVG	HBP	WP	BK	GDP	K/BB	NP	NS	TBF	IR	IRS
SERIES 1	@ Indianapolis	3/31 - 4/2	3	0	1.13	3	0	1	1	16.0	14	2	2	4	0	0	18	5	0	12	1.19	.255	1	0	1	7	2.40	218	132	61	1	1
SERIES 2	TOLEDO	4/4 - 4/9	1	1	8.16	6	0	0	1	28.2	38	28	26	9	1	7	70	18	0	34	1.95	.314	4	1	1	3	1.89	579	345	143	7	5
SERIES 3	@ Iowa	4/11 - 4/16	2	0	4.15	4	2	1	1	21.2	21	13	10	8	1	1	34	7	1	26	1.29	.244	5	1	0	0	3.71	374	229	99	4	4
SERIES 4	GWINNETT	4/18 - 4/23	0	3	6.00	6	3	1	1	21.0	26	17	14	5	0	3	40	10	0	18	1.71	.299	2	7	1	1	1.80	379	235	102	5	4
SERIES 5	@ Nashville	4/25 - 4/30	1	2	4.29	6	6	1	4	21.0	25	12	10	2	0	1	30	15	0	23	1.90	.298	2	2	0	2	1.53	414	237	103	14	3
SERIES 6	LOUISVILLE	5/2 - 5/7	1	1	5.47	6	3	2	3	26.1	27	19	16	4	0	4	43	17	0	32	1.67	.267	1	4	1	1	1.88	489	293	121	9	5
SERIES 7	@ Scranton/WB	5/9 - 5/14	2	2	5.28	6	7	2	5	29.0	25	18	17	2	0	5	42	21	2	34	1.59	.248	3	3	0	7	1.62	538	318	126	12	3
SERIES 8	TOLEDO	5/16 - 5/21	3	1	2.54	6	3	0	0	28.1	23	11	8	5	0	2	34	10	0	35	1.16	.221	4	3	0	3	3.50	503	303	119	10	3
SERIES 9	@ St. Paul	5/23 - 5/28	0	3	9.00	6	1	1	3	23.0	32	33	23	5	2	6	59	19	0	30	2.22	.317	3	0	0	0	1.58	498	285	124	8	5
SERIES 10	MEMPHIS	5/30 - 6/4	1	2	7.56	6	4	1	3	25.0	22	23	21	3	0	3	34	25	0	27	1.88	.227	0	2	0	3	1.08	528	308	123	18	9
SERIES 11	@ Indianapolis	6/6 - 6/11																														
SERIES 12	COLUMBUS	6/13 - 6/18																														
SERIES 13	@ Rochester	6/20 - 6/25																														
SERIES 14	IOWA	6/28 - 7/3																														
SERIES 15	@ Gwinnett	7/4 - 7/9																														
SERIES 16	INDIANAPOLIS	7/14 - 7/16																														
SERIES 17	ST. PAUL	7/18 - 7/23																														
SERIES 18	@ Columbus	7/25 - 7/30																														
SERIES 19	@ Louisville	8/1 - 8/6																														
SERIES 20	IOWA	8/8 - 8/13																														
SERIES 21	@ Toledo	8/15 - 8/20																														
SERIES 22	ST. PAUL	8/22 - 8/27																														
SERIES 23	LOUISVILLE	8/29 - 9/3																														
SERIES 24	@ Iowa	9/5 - 9/10																														
SERIES 25	INDIANAPOLIS	9/12 - 9/17																														
SERIES 26	@ Columbus	9/19 - 9/24																														