



ISOTOPESTM

²⁰
Media

²⁴
Guide



**TRIPLE-A
AFFILIATE**



The Isotopes • 1

Staff Directory	2
Ownership and General Manager	3
What is an Isotope?	4
Isotopes Logos and Wordmarks	5
Isotopes Park	7
Organizational Awards	9

2024 Isotopes • 11

Coaching Staff	12
Players	21

2023 In Review • 131

Season in Review	132
Final Statistics	134
Day-By-Day	135
Transactions	137
Miscellaneous Stats	142
Isotopes Record When ...	143
Highs and Lows	144
Record By Batting Order	145
Record By Starting Position	146
Defensive Breakdown	147
Offensive Breakdown	148
Pitching Breakdown	149
Pacific Coast League	150
PCL Batting Leaders	151
PCL Pitching Leaders	152
PCL Team Statistics	153

Colorado Rockies • 155

Colorado Rockies Directory	156
Colorado Rockies Affiliates	157

Opponents • 159

El Paso Chihuahuas	160
Las Vegas Aviators	161
Oklahoma City Dodgers	162
Reno Aces	163
Round Rock Express	164
Sacramento River Cats	165
Salt Lake Bees	166
Sugar Land Space Cowboys	167
Tacoma Rainiers	168
Isotopes vs. Former PCL Teams	169
International League	170

Isotopes Records • 171

All-Time Roster	172
Year-By-Year Rosters/Stats	178
Single-Game Team Records	198
Single-Game Individual Records	199
All-Time 5-Hit Game / 3 Double Game	200
All-Time Shutouts / Double-Digit Run Games	201
Single-Season Team Records	202
Single-Season Individual Records	203
The Last Time It Happened	204
All-Time Doubleheaders	205
Yearly Batting Leaders	206
Yearly Pitching Leaders	207
Single-Season Batting Leaders	208
Single-Season Pitching Leaders	209
Career Batting/Pitching Leaders	210
Year-By-Year Results / Managerial History	211
Opening Day Lineups	212

Isotopes Records (continued)

Home Opener Lineups	214
Monthly Records	216
Year-By-Year Attendance	218
All-Time Complete Games	219
All-Time Multi-Home Run Games	220
All-Time Back-To-Back Home Runs	221
All-Time Grand Slams	222
Home Run / Steal of Home / All-Time Cycles	223
All-Time Walk-Offs	224
Hitting Streaks / On Base Steaks	225
All-Star Game Appearances	226
Year-By-Year Awards	227
All-Time Post-Season History	231

Albuquerque Professional Baseball Records • 233

Triple-A Single-Season Team Records	234
Isotopes Hill Memoriam	235
Triple-A Single-Season Individual Records	236
Year-by-Year Results	237
2022 Home Run Records	239

History • 241

Albuquerque Professional Baseball History	242
ABQ Professional Baseball Timeline / Isotopes PCL Genealogy	243
Albuquerque Dukes All-Time Team	244
Hall of Fame	245

Media Information • 253

Media Policies	254
Isotopes on the Radio	255
Media Outlets	256
Pre-Game Field Schedule	257
Pacific Coast League Post-Season	258

The 2024 Albuquerque Isotopes Media Guide was designed, written, and edited by the Isotopes Public Relations Department. Editorial and team record information compiled by Joe Traub, Forest Stulting, Kris Shepard, Josh Suchon and John Traub. Cover design by Stulting.

Special thanks to the Colorado Rockies Front Office Staff for vital contributions.

Statistical information provided by Major League Baseball Advanced Media and the Elias Sports Bureau. Photos provided by Isotopes team photographers Anthony Griego and Tim March; Paul Aitken, the Colorado Rockies as well as the PCL and its teams, and MLB.com.

For updates and additional information, please contact Forest Stulting, Manager, Media Relations: (505) 222-4012; fstulting@abqisotopes.com.



FRONT OFFICE DIRECTORY AND CONTACT INFORMATION



DBH Albuquerque, LLC
1601 Avenida Cesar Chavez SE
Albuquerque, NM 87106



(505) 924.BALL
ABQISOTOPES.COM
@ABQTOPES   



OWNERSHIP & MANAGEMENT

Chairman, Diamond Baseball Holdings.....	Pat Battle
CEO, Diamond Baseball Holdings.....	Peter Freund
Immediate Past President, Consultant.....	Ken Young
General Manager.....	John Traub

BUSINESS OPERATIONS

Assistant General Manager, Business Operations.....	Chrissy Baines
Director, Ticket Operations.....	Mark Otero
Director, Community Relations.....	Michelle Montoya
Manager, Retail Operations.....	Jordan Martindale
Coordinator, Retail Operations.....	Alexia Guitierrez

SALES & MARKETING

Assistant General Manager, Sales & Marketing.....	Adam Beggs
Director, Video Operations & Production.....	Kris Shepard
Manager, Marketing & Promotions.....	Dylan Storm
Manager, Ticket Sales.....	Rob Doerger
Account Executive, Ticket Sales.....	Cael Apodaca
Account Executive, Ticket Sales.....	Terry Clark
Account Executive, Ticket Sales.....	Piper Le Jeune
Account Executive, Ticket Sales.....	Aaron Robinson
Account Executive, Ticket Sales.....	Trevor Rowland

STADIUM OPERATIONS

Director, Stadium Operations.....	Bobby Atencio
Coordinator, Stadium Operations.....	Jon Thelander

BASEBALL OPERATIONS

Director, Team Operations/Visiting Clubhouse Manager.....	Ryan Maxwell
Home Clubhouse Manager.....	Riley Nelson

FINANCE/HUMAN RESOURCES

Director, Finance & Administration.....	Cynthia DiFrancesco
Office Manager.....	Marilyn Smith

MEDIA RELATIONS

Manager, Public Relations.....	Forest Stulting
Manager, Digital and Social Media Marketing.....	Rebecca Zook
Coordinator, Public Relations.....	Joe Traub
Coordinator, Creative Services.....	Nicole Psota
Broadcaster.....	Josh Suchon

FIELD OPERATIONS

Head Groundskeeper.....	Thomas Gallegos
-------------------------	-----------------





DIAMOND BASEBALL HOLDINGS™

About Diamond Baseball Holdings

The Albuquerque Isotopes announced in October 2023 its new ownership partner Diamond Baseball Holdings (DBH), an organization that owns and operates select Minor League Baseball clubs affiliated with Major League Baseball (MLB).

Founded in 2021 and led by Executive Chairman Pat Battle and CEO Peter Freund, DBH is committed to elevating fan experiences, creating “centers of energy,” fostering dynamic engagements for brands and highlighting the evolution of the MiLB environment through professional management, best practices, innovation and investment. It is grounded in a deep-rooted appreciation for traditions, community and the sport of baseball.

The Isotopes are regularly recognized for their ability to engage the community, including winning the Copa de la Diversión Cup thrice for the widely popular ‘Mariachis de Nuevo México’ promotion. DBH plans to build on the club’s momentum and continue to cultivate a close relationship with Albuquerque, while further elevating the fan, player, and community experience by investing in technological innovation and expanding the activation of Isotopes Park as a social, entertainment center of the city.

Entering the 2024 season, the Isotopes are one of 29 teams across MiLB that make up DBH:

Triple-A Team (MLB Affiliate):

Albuquerque Isotopes (Colorado Rockies)
Gwinnett Stripers (Atlanta Braves)
Iowa Cubs (Chicago Cubs)
Louisville Bats (Cincinnati Reds)
Memphis Redbirds (St. Louis Cardinals)
Norfolk Tides (Baltimore Orioles)
Oklahoma City Baseball Club (Los Angeles Dodgers)
Scranton/Wilkes-Barre RailRiders (New York Yankees)
St. Paul Saints (Minnesota Twins)
Worcester Red Sox (Boston Red Sox)

Double-A Team (MLB Affiliate):

Altoona Curve (Pittsburgh Pirates)
Midland Rockhounds (Oakland Athletics)
Mississippi Braves (Atlanta Braves)
New Hampshire Fisher Cats (Toronto Blue Jays)
Portland Sea Dogs (Boston Red Sox)
Springfield Cardinals (St. Louis Cardinals)
Tulsa Drillers (Los Angeles Dodgers)
Wichita Wind Surge (Minnesota Twins)

High-A Team (MLB Affiliate):

Birmingham Barons (Chicago White Sox)
Hickory Crawdads (Texas Rangers)
Hudson Valley Renegades (New York Yankees)
Lansing Lugnets (Oakland Athletics)
Rome Emperors (Atlanta Braves)
Vancouver Canadians (Toronto Blue Jays)

Single-A Team (MLB Affiliate):

Augusta GreenJackets (Atlanta Braves)
Down East Wood Ducks (Texas Rangers)
Fresno Grizzlies (Colorado Rockies)
Salem Red Sox (Boston Red Sox)
San Jose Giants (San Francisco Giants)



WHAT'S IN A NAME?


What Is An Isotope?



Since the team's inception in 2003, the nickname "Isotopes" has become one of the most popular and unique monikers in all of baseball.

Webster's Dictionary and Nuclear Scientists define an Isotope as:

is•o•tope\ n : any of two or more species of atoms of a chemical element with the same atomic number and position in the periodic table and nearly identical chemical behavior, but with differing atomic mass and different physical properties.



Homer Simpson and baseball fans, on the other hand, define "Isotopes" as the nickname of a fictional Minor League baseball team in the popular animated sitcom "The Simpsons". In the 2001 Simpsons episode "Hungry, Hungry Homer," the Springfield Isotopes threatened to move to Albuquerque until Homer went on a hunger strike, ultimately preventing the team from moving.

The name Isotopes was chosen for its originality and popularity after it won a "Name the Team" contest, garnering 57% of over 120,000 votes. Other suggested names in the contest included Atoms, Dukes, Roadrunners, and 66ers. The extensive amount of nuclear research in the Albuquerque area provides another great link to the team name.

The distinctive "A" logo and the "Isotopes" wordmark incorporate both the nickname's scientific and fictional inspirations, creating a brand that is unique and fun. Both logos were originally conceived by Kevin Kierst, who at the time was working as the clubhouse manager for the Norfolk Tides and now serves as the Minor League Equipment Coordinator for the New York Mets. After the design's conception, both logos were then tweaked by local designer Vaughn Weeden to create the brand that has become a favorite throughout the Land of Enchantment and beyond.

Fans across the nation seem to agree, making Isotopes merchandise annually one of the top 10 sellers in Minor League Baseball since the team began in 2003.

ISOTOPES™



Who/What Is Orbit?

Ask most Albuquerque kids (and adults, for that matter) who their favorite Isotope is and invariably the answer you'll hear is Orbit, the Topes' loveable mascot. Orbit came to planet Earth after arriving through a trade with alien visitors from outer space in April 2003. Orbit's duties include playing games with fans, making people laugh, wreaking havoc on the concourse, and racing kids around the bases. Although he can eat six times his weight in Dion's Cheese Pizza, his eating habits have not adversely impacted Orbit's ability to dance, a skill at which he is exceptional.

In addition to his myriad duties in and around the ballpark, Orbit can frequently be spotted around Albuquerque. Each year, Orbit makes around 300 appearances throughout the community, including 20 visits to area schools promoting the Club Read literacy program the Isotopes undertake in conjunction with Dion's.

Follow Orbit on Twitter @Orbit_Isotopes.





Primary Logo



Cap Logo



Isotopes Wordmark



Alternate Wordmark



Albuquerque Wordmark



RGCU Field at Isotopes Park Logo



OTHER LOGOS AND WORDMARKS



Mariachis Primary Logo



Sleeve Logo



Mariachis Wordmark



Primary Green Chile Cheeseburgers Logo



Sleeve Logo



Sleeve Logo



Green Chilecheeseburgers Wordmark





Opened in 2003, Rio Grande Credit Union Field at Isotopes Park is considered one of the finest facilities in baseball, incorporating state-of-the-art amenities with traditional charm and intimacy. Entering its 21st season, RGCU Field has become a popular destination for baseball fans throughout the southwest, attracting over 11 million people since opening its gates.

2024 INDIVIDUAL GAME TICKET PRICES

CLUB LEVEL	ADVANCED PURCHASE	GAME DAY
MONDAY - THURSDAY	\$28	\$32
FRIDAY - SUNDAY (EXCLUDING MAY 5)	\$29	\$33
MAY 5	\$34	\$38
BOX LEVEL	ADVANCED PURCHASE	GAME DAY
MONDAY - THURSDAY	\$18	\$22
FRIDAY - SUNDAY (EXCLUDING MAY 5)	\$19	\$23
MAY 5	\$24	\$28
RESERVED LEVEL	ADVANCED PURCHASE	GAME DAY
MONDAY - THURSDAY	\$16	\$20
FRIDAY - SUNDAY (EXCLUDING MAY 5)	\$17	\$21
MAY 5	\$22	\$26
BERM	GAME DAY	
TUESDAY - SUNDAY (EXCLUDING MAY 5)	\$10	
MAY 5	\$13	

Isotopes Ticket Outlets:
Isotopes Park Box Office
(505) 924-BALL
www.abqisotopes.com

Ticketmaster
(800) 745-3000

Getting To Isotopes Park

From I-25, exit Avenida Cesar Chavez and go east to University. The ballpark is located adjacent to the University of New Mexico sports complex on the northeast corner of University and Avenida Cesar Chavez.

Parking is available in the University of New Mexico lots surrounding the stadium.



ISOTOPES PARK



Owner	City of Albuquerque
Groundbreaking	April 1, 2002
Opened	April 11, 2003 vs. Oklahoma
Architect	HOK Sports Facilities Group of Kansas City, MO
Builder	Bradbury Stamm
Style	New Mexican earth tones
Time to design	Six months
Time to build	One year
Cost	\$25 million renovation of Albuquerque Sports Stadium
Site	10 acres
Capacity	13,279
Chairbacks	11,054 (5,851 reserved, 3,951 box, 712 club, 540 suite)
Suites	30 (including Tecate Light Terrace)
Berm	Seats up to 1,800
Picnic Area	425-person tiered seating
Dimensions	LF- 340', LF Power Alley- 371', LCF Point- 428' CF- 400', RCF Point- 428', RF Power Alley- 404', RF- 340'

Isotopes Park Firsts

Win	18-10, April 13, 2003 vs. Oklahoma
Loss	5-3, April 11, 2003 vs. Oklahoma
Pitch	Nate Bump, April 11, 2003
Winning Pitcher	Travis Hughes, Oklahoma, April 11, 2003
Isotopes Winning Pitcher	Marc Wilkins, April 13, 2003 (win came in relief and was Wilkins' only win of the 2003 season)
Home Run	Jason Hart, Oklahoma, April 11, 2003 (5th inning to left field)
Isotopes Home Run	Chris Wakeland, April 13, 2003 vs. Oklahoma





MacPhail Award (MiLB)

2010
2012

John H. Johnson Award (MiLB)

2004 (nominated)
2007 (nominated)
2010 (nominated)
2018

Copa de la Diversión

2018 2023
2019

PCL Executive of the Year (PCL)

Mel Kowalchuk	2003
John Traub	2007

Groundskeeper of the Year (PCL)

Jarad Alley	2007
Jarad Alley	2008
Casey Griffin	2014
Casey Griffin	2016

Bob Freitas Award (Baseball America)

2007
2023

MiLB Executive of the Year (Baseball America)

Ken Young	2009
-----------	------

Professional Field of the Year (STMA)

2007
2013

Triple-A Field of the Year (STMA)

2008

College Field of the Year (STMA)

2004



Clint Belau spent three seasons as the Isotopes Head Groundskeeper and five seasons as an Assistant Groundskeeper before earning a job with the Orioles.




The Isotopes Grounds Crew received a Presidential Commendation from the Pacific Coast League for their excellence in sports turf management in 2018 and 2019.





The Isotopes transformed into the Mariachis de Nuevo México for the first time at Isotopes Park in 2018 as part of Minor League Baseball's initiative celebrating Hispanic heritage and culture. Minor League Baseball announced the Mariachis as the winner of MiLB's Copa de la Diversión in 2018, 2019 and 2023.





Coco Montes

*was named to the 2023 PCL
Postseason All-Star team after
slashing .317/.400/.550 with 22
homers*

2024 ISOTOPES

MANAGER



Pedro LOPEZ

MGR

Pedro Colon Lopez

CAREER MANAGERIAL RECORD: 1,047-1,059 (19 seasons)

ROCKIES ORGANIZATION: 4th Season

BORN: March 29, 1969

OPENING DAY AGE: 55

BIRTHPLACE: Vega Baja, PR

RESIDENCE: Toa Baja, PR

SCHOOL: Arizona Western College

MANAGERIAL / COACHING CAREER

- Began tenure as Albuquerque's manager in 2023, the 8th in Isotopes history
- Won 1,000th managerial game June 4, 2023, at Salt Lake 7-1
- Bench coach for the 2022 Isotopes
- Served as the Isotopes hitting coach in 2021
- Was slated to be the supervisor of development with Rookie Level Grand Junction prior to the cancellation of the 2020 MiLB season
- Entering 2024, has an 1,047-1,059 record in 19 seasons as a minor league manager
- Managed in Mets organization for 12 seasons
- Managed the Low-A Columbia Fireflies to a combined 116-154 record in 2018-19
- In his lone season managing in the PCL, the Las Vegas 51s finished 56-86 in 2017
- Winningest manager in Binghamton Mets (AA) history, having led the B-Mets to a 377-329 record in his five seasons from 2012-16...Binghamton made playoffs three straight years (2013-15) and won Eastern League championship in 2014
- Led Mets High-A affiliate, St. Lucie Mets, to an appearance in the Florida State League championship series in 2011

- Managed Savannah, the previous Mets Low-A club, to a 75-64 record and a playoff berth in 2010...the Sand Gnats are now the Columbia Fireflies
- First year in Mets organization was 2008...led Rookie affiliate Kingsport to a 34-32 mark
- Previously coached in Texas Rangers system...was manager of Rookie Level AZL Rangers from 2003-05 and in 2007...was hitting coach for High-A Bakersfield in 2006
- Was manager for Rookie Level affiliate Pulaski in 2002
- Started his professional coaching career with the Savannah Sand Gnats, then a Rangers Low-A affiliate in 2001
- Has managed and coached in numerous winter leagues in Puerto Rico, Venezuela and Dominican Republic since 2013
- Coached on the 2021-22 and 2022-23 Estrellas Orientales team that finished as runners-up back-to-back years, including losing on a walk-off hit in Game 7 of the championship series in 2023
- Named Manager of the Year for the 2017-18 season (Gigantes del Cibao, Dominican League)

PLAYING CAREER

- Played 13 seasons professionally (1988-2000) with stints in the Padres (1988-94), Brewers (1995-96) and Astros (1998-00)
- Reached as high as Triple-A...played parts of five seasons at the highest level of the minors with Las Vegas (1994) and New Orleans (1995-96, 1999-00)
- Batted .247 in 909 career minor league games with 134 doubles, 16 triples, 49 home runs and 338 RBI

- Was primarily a catcher (744 career games)...also saw sporadic playing time at first base (40 games), played eight games at third base, seven games in the outfield and three at second base
- Member of the 1992 Texas League champion Wichita Wranglers (AA), managed by Bruce Bochy...batted .245 with 8 doubles, 4 triples, 6 home runs and 48 RBI that season
- Originally selected by Padres in 21st round of 1988 MLB draft

PERSONAL / MISCELLANEOUS INFORMATION

- Pedro Colon Lopez
- Saw his first major league action as a player or coach when he joined the Mets staff for the final three weeks of the 2013 season

- Married his longtime girlfriend Gladys in 1993...she gave birth to twins in 1995, Leslian Marie and Lainey Marie



LOPEZ' MANAGERIAL RECORD

YR	TEAM	LEAGUE (CLASS)	W	L	FINISH	POST-SEASON
2001	Savannah	South Atlantic (A)	54	80	14th	None
2002	Pulaski	Appalachian (R)	34	32	6th	None
2003	AZL Rangers	Arizona League (R)	35	15	1st	Lost in finals
2004	AZL Rangers	Arizona League (R)	32	24	3rd	None
2005	AZL Rangers	Arizona League (R)	27	29	T-5th	None
2007	AZL Rangers	Arizona League (R)	22	34	8th	None
2008	Kingsport	Appalachian (R)	32	28	6th	None
2009	Brooklyn	New York-Penn (R)	45	30	T-3rd	Lost in 1st round
2010	Savannah	South Atlantic (A)	75	64	T-4th	Lost in 1st round
2011	St. Lucie	Florida State (A+)	72	68	6th	Lost league finals
2012	Binghamton	Eastern (AA)	68	74	9th	None
2013	Binghamton	Eastern (AA)	86	55	1st	Lost in 1st round
2014	Binghamton	Eastern (AA)	83	59	2nd	League Champs
2015	Binghamton	Eastern (AA)	77	64	3rd	Lost in 1st round
2016	Binghamton	Eastern (AA)	63	77	8th	None
2017	Las Vegas	Pacific Coast (AAA)	56	86	16th	None
2018	Columbia	South Atlantic (A)	64	70	9th	None
2019	Columbia	South Atlantic (A)	52	84	14th	None
2023	Albuquerque	Pacific Coast League (AAA)	68	82	10th/T-3rd	None
Career Totals (19 seasons)			1,047	1,059		

LOPEZ' CAREER STATISTICS

Season	League	Team	AVG	G	AB	R	H	2B	3B	HR	RBI	BB	IBB	SO	SB	CS	OBP	SLG	OPS
1988	ROK	PAD	.282	42	156	18	44	4	6	1	22	10	0	24	9	4	.325	.404	.729
1989	A (Full)	WAT	.191	97	319	32	61	13	1	2	26	25	1	61	4	4	.258	.257	.515
1990	A (Full)	CSC	.198	32	101	9	20	2	0	0	5	7	0	18	0	1	.272	.218	.490
1991	A (Full)	WAT	.284	102	342	49	97	12	1	8	57	47	4	66	3	3	.370	.395	.765
1992	AA	WIC	.245	96	319	35	78	8	4	6	48	13	0	68	4	3	.284	.351	.635
1993	Minors	2 Teams	.224	87	245	37	55	17	0	5	23	46	3	43	3	1	.354	.355	.709
1993	A (Adv)	RC	.252	37	103	25	26	10	0	1	9	24	1	19	0	1	.403	.379	.782
1993	AA	WIC	.204	50	142	12	29	7	0	4	14	22	2	24	3	0	.315	.338	.653
1994	Minors	3 Teams	.242	66	198	19	48	11	0	2	17	17	0	25	0	2	.308	.328	.636
1994	A (Adv)	RC	.250	7	20	1	5	2	0	0	1	1	0	2	0	0	.286	.350	.636
1994	AA	WIC	.252	42	131	15	33	7	0	1	12	15	0	16	0	2	.338	.328	.666
1994	AAA	LV	.213	17	47	3	10	2	0	1	4	1	0	7	0	0	.224	.319	.543
1995	Minors	2 Teams	.301	87	226	32	68	15	2	4	28	18	1	48	0	3	.363	.438	.801
1995	AA	ELP	.312	84	218	32	68	15	2	4	28	18	1	45	0	3	.375	.454	.829
1995	AAA	NEW	.000	3	8	0	0	0	0	0	0	0	0	0	0	0	.000	.000	.000
1996	Minors	2 Teams	.273	80	231	29	63	14	1	2	23	30	2	46	2	2	.354	.368	.722
1996	AA	ELP	.306	46	144	22	44	10	1	2	20	17	1	24	2	2	.374	.431	.805
1996	AAA	NEW	.218	34	87	7	19	4	0	0	3	13	1	22	0	0	.320	.264	.584
1997	Minors	2 Teams	.255	52	157	16	40	9	1	2	21	8	0	27	0	2	.293	.363	.656
1997	A (Adv)	KIS	.203	25	69	7	14	4	1	0	8	4	0	11	0	1	.243	.290	.533
1997	AA	JAC	.295	27	88	9	26	5	0	2	13	4	0	16	0	1	.333	.420	.753
1998	AA	JAC	.287	60	178	29	51	14	0	9	28	17	0	27	2	0	.373	.517	.890
1999	Minors	2 Teams	.200	100	315	31	63	15	0	8	39	19	1	60	1	1	.249	.324	.573
1999	AA	JAC	.184	81	255	20	47	11	0	6	28	12	0	52	1	1	.225	.298	.523
1999	AAA	NEW	.267	19	60	11	16	4	0	2	11	7	1	8	0	0	.343	.433	.776
2000	ROK	NEW	.222	8	9	2	2	0	0	0	1	1	0	0	0	0	.300	.222	.522
Career	AAK	PAD	.282	42	156	18	44	4	6	1	22	10	0	24	9	4	.325	.404	.729
Career	AAA	2 Teams	.223	81	211	23	47	10	0	3	19	22	2	40	0	0	.295	.313	.608
Career	AA	3 Teams	.255	486	1475	174	376	77	7	34	191	118	4	272	12	12	.319	.386	.705
Career	A+	2 Teams	.234	69	192	33	45	16	1	1	18	29	1	32	0	2	.339	.344	.683
Career	A	2 Teams	.234	231	762	90	178	27	2	10	88	79	5	145	7	8	.311	.314	.625
Career	Minors	10 Teams	.247	909	2796	338	690	134	16	49	338	258	12	513	28	26	.317	.359	.676



Organization
2024 Isotopes
2023 In Review
Colorado Rockies
Opponents
Isotopes Records
Copa
ABQ Pro Baseball
History
Media Information

COACHES



Michael RYAN

BC

Michael Sean Ryan

2023 TEAM: *Tennessee Smokies*

ROCKIES ORGANIZATION: *1st Season*

BORN: *July 6, 1977* OPENING DAY AGE: *46*

BIRTHPLACE: *Indiana, PA*

SCHOOL: *Indiana High School*

COACHING CAREER

- Began coaching career in 2012 with Triple-A Altoona in the Pirates organization as a coach
- Managed in the Pirates farm system at three levels for seven seasons with stops at Single-A West Virginia (2013-14), High-A Bradenton (2015-16) and Double-A Altoona (2017-19)
- Won the Florida State League in 2016 and Eastern League in 2017
- Named Florida State League Coach of the Year in 2016 with Bradenton

- Over his three years with Altoona Ryan compiled a 221-197 managerial record—the most wins for a manager in Curve history
- Ryan then joined the Cubs organization and managed the High-A South Bend Cubs in 2021 followed by stint as the Double-A Tennessee Smokies manager from 2022-June 2023 (replaced by Kevin Graber June 4, 2023).
- His 2022 Smokies squad lost in the Southern League Finals

PLAYING CAREER

- Selected in the 5th round of the MLB Draft by the Minnesota Twins in 1996 out of Indiana High School (Indiana, PA)
- Spent 15 years in professional baseball with the Twins (1996-2005), Braves (2006), Pirates (2007), Marlins (2008-09) and Angels (2019).
- Played in 149 MLB games over parts of five seasons with the Twins (2002-05) and Angels (2010), compiling a .258/.301/.395 slashline with seven homers, 18 doubles and 35 RBI
- Made MLB debut Sept. 20, 2002, at Chicago (AL), starting in left field and batting leadoff; went 0-for-4 with a strikeout
- Originally made debut Sept. 19 at Detroit with two hits in his first two at-bats part of a nine-run first frame but game was called in the third inning due to rain
- Career-high for games played in a season (57) came in 2005 with the Twins
- Wore numbers 57 and 12 with the Twins and 27 with the Angels, the last Angels player to wear the number prior to Mike Trout's debut in 2011

- Signed by the Marlins July 23, 2008, out of Independent ball and assigned to the Albuquerque Isotopes
- Played in 33 contests for the Isotopes, slashing .321/.359/.670 with nine homers and 27 RBI
- Hit a solo homer on Labor Day 2008, the long run scored in Albuquerque's 1-0 victory at Round Rock, the final game the Isotopes played as a Marlins affiliate...The contest lasted just 1:35, the quickest game in Isotopes history
- Named an Atlantic League All-Star with Independent Somerset in 2008 after batting .282 with 15 homers and 44 RBI over 65 games
- Named a Pacific Coast League All-Star in 2002 while with Edmonton...Belted a career-high 31 homers over 131 contests
- Earned PCL Mid-Season All-Star laurels in 2009 with New Orleans

PERSONAL / MISCELLANEOUS INFORMATION

- Full name is Michael Sean Ryan





Jordan PACHECO

HC

Jordan Patrick Pacheco

2023 TEAM: *Albuquerque Isotopes*

ROCKIES ORGANIZATION: *3rd Season*

BORN: *January 30, 1986* OPENING DAY AGE: *38*

BIRTHPLACE: *Albuquerque, NM*

SCHOOL: *University of New Mexico*

COACHING CAREER

- Started his coaching career with the Grand Junction Rockies of the independent Pioneer League in 2021
- Spent the last month of the season at Grand Junction, working with hitters on fundamentals
- Served as the Isotopes hitting coach in 2022 and 2023

PLAYING CAREER

- Played 14 seasons professionally in six Major League organizations (Colorado, 2007-14), Arizona (2014-15), Cincinnati (2016), Atlanta (2016), Minnesota (2018), Seattle (2019)
- Also had professional stints in the independent Atlantic League playing for the Long Island Ducks in 2017 and Lexington Legends in 2021
- Made his Major League debut September 6, 2011 for Colorado, going 2-for-4 with two RBI
- Hit .272 with 62 doubles, 10 home runs and 114 RBI over 377 Major League games spanning six seasons
- Colorado's ninth round selection in the 2007 Amateur Draft from the University of New Mexico
- Played at UNM from 2005-07, was a first-team All-Mountain West Conference selection each of the three years
- Hit .408 with 15 home runs and 52 RBI in 2005, .351 with 11 stolen bases in 2006, and .397 in 55 games on the way to being named Mountain West Player of the Year in 2007
- Played collegiate summer ball for the La Crosse Loggers (Northwoods League) in 2005 and Yarmouth-Dennis Red Sox (Cape Cod League) in 2006
- South Atlantic League Most Valuable Player while with the Asheville Tourists in 2009, hit .322 with 30 doubles, 13 homers and 79 RBI that season, was also a Mid and Post-Season All-Star
- California League Mid and Post-Season All-Star while playing for the Modesto Nuts in 2010
- Played at La Cueva High School and won the state championship game in 2004 at Isotopes Park

PERSONAL / MISCELLANEOUS INFORMATION

- Is married to Jessica, they have two daughters, Joie, 6, and Georgie, 1, and one son, Madsen, 4
- The family lived in Phoenix but moved to Albuquerque before the 2022 season
- Played home games in college at Isotopes Park



Jordan Pacheco takes a swing at Coors Field. Photo courtesy of the Colorado Rockies



COACHES

Season	League	Team	AVG	G	AB	R	H	2B	3B	HR	RBI	BB	IBB	SO	SB	CS	OBP	SLG	OPS
2007	Minors	2 Teams	.287	62	223	32	64	12	2	3	32	22	0	42	3	1	.373	.399	.772
2007	ROK	CAS	.292	54	192	27	56	10	2	3	29	21	0	36	3	1	.380	.411	.791
2007	A(Short)	TRI	.258	8	31	5	8	2	0	0	3	1	0	6	0	0	.324	.323	.647
2008	A(Short)	TRI	.280	54	214	25	60	8	3	1	35	26	1	20	3	3	.368	.360	.728
2009	A(Full)	ASH	.322	117	451	67	145	30	4	13	79	38	2	44	12	2	.379	.492	.871
2010	Minors	2 Teams	.323	125	468	70	151	32	3	6	89	60	2	42	6	7	.405	.442	.847
2010	A(Adv)	MOD	.321	104	390	59	125	27	3	5	70	54	2	36	5	6	.407	.444	.851
2010	AA	TUL	.333	21	78	11	26	5	0	1	19	6	0	6	1	1	.396	.436	.832
2011	AAA	COL	.278	97	363	57	101	21	3	3	50	30	0	48	2	2	.343	.377	.720
2011	MLB	COL	.286	21	84	5	24	1	0	2	14	3	0	9	0	0	.318	.369	.687
2012	AAA	COL	.433	17	67	10	29	4	0	3	10	3	0	5	1	0	.479	.627	1.106
2012	MLB	COL	.309	132	475	51	147	32	3	5	54	22	2	61	7	2	.341	.421	.762
2013	AAA	COL	.315	18	54	8	17	5	1	1	6	8	0	3	3	0	.403	.500	.903
2013	MLB	COL	.239	95	247	23	59	15	0	1	22	10	0	38	0	0	.276	.312	.588
2014	Minors	2 Teams	.269	8	26	4	7	1	0	0	6	3	0	2	2	0	.333	.308	.641
2014	ROK	DIA	.250	4	12	1	3	0	0	0	3	2	0	1	2	0	.333	.250	.583
2014	AAA	RNO	.286	4	14	3	4	1	0	0	3	1	0	1	0	0	.333	.357	.690
2014	MLB	COL	.236	22	72	4	17	6	1	0	8	6	0	15	0	0	.300	.347	.647
2014	MLB	ARI	.272	47	81	6	22	4	0	0	8	3	0	12	0	0	.298	.321	.619
2014	MLB	2 Teams	.255	69	153	10	39	10	1	0	16	9	0	27	0	0	.299	.333	.632
2015	AAA	RNO	.205	58	161	26	33	11	1	2	15	19	1	26	0	0	.297	.323	.620
2015	MLB	ARI	.242	29	66	8	16	0	0	2	8	9	0	14	1	0	.333	.333	.666
2016	Minors	2 Teams	.045	7	22	1	1	0	0	0	1	1	0	7	0	0	.125	.045	.170
2016	AAA	LOU	.000	5	14	0	0	0	0	0	1	1	0	5	0	0	.067	.000	.067
2016	AAA	GWN	.125	2	8	1	1	0	0	0	0	0	0	2	0	0	.222	.125	.347
2016	AAA	2 Teams	.045	7	22	1	1	0	0	0	1	1	0	7	0	0	.125	.045	.170
2016	MLB	CIN	.157	31	51	1	8	4	0	0	0	0	0	14	0	0	.157	.235	.392
2018	Minors	2 Teams	.178	34	101	13	18	3	0	0	4	9	0	17	0	0	.276	.208	.484
2018	ROK	TWJ	.333	4	9	3	3	0	0	0	2	2	0	2	0	0	.500	.333	.833
2018	AAA	ROC	.163	30	92	10	15	3	0	0	2	7	0	15	0	0	.245	.196	.441
2019	Minors	2 Teams	.268	79	261	29	70	20	0	3	27	21	1	48	1	0	.334	.379	.713
2019	AAA	TAC	.263	46	171	14	45	10	0	1	16	9	0	35	1	0	.316	.339	.655
2019	AAA	MVA	.278	33	90	15	25	10	0	2	11	12	1	13	0	0	.368	.456	.824
2019	AAA	2 Teams	.268	79	261	29	70	20	0	3	27	21	1	48	1	0	.334	.379	.713
Career	ROK	3 Teams	.291	62	213	31	62	10	2	3	34	25	0	39	5	1	.384	.399	.783
Career	MLB	3 Teams	.272	377	1076	98	293	62	4	10	114	53	2	163	8	2	.310	.365	.675
Career	AAA	7 Teams	.261	310	1034	144	270	65	5	12	114	90	2	153	7	2	.332	.368	.700
Career	AA	TUL	.333	21	78	11	26	5	0	1	19	6	0	6	1	1	.396	.436	.832
Career	A*	MOD	.321	104	390	59	125	27	3	5	70	54	2	36	5	6	.407	.444	.851
Career	A	ASH	.322	117	451	67	145	30	4	13	79	38	2	44	12	2	.379	.492	.871
Career	A(Short)	TRI	.278	62	245	30	68	10	3	1	38	27	1	26	3	3	.363	.355	.718
Career	Minors	14 Teams	.289	676	2411	342	696	147	17	35	354	240	7	304	33	15	.363	.407	.770





Chris MICHALAK

PC

Christian Matthew Michalak

2023 TEAM: *Albuquerque Isotopes*ROCKIES ORGANIZATION: *2nd Season*BORN: *January 4, 1971*OPENING DAY AGE: *52*BIRTHPLACE: *Joliet, IL*SCHOOL: *Notre Dame*

COACHING CAREER

- Began coaching career in 2010, serving as the pitching coach for the Hagerstown Suns (2010-11), Potomac Nationals (2012-13) and Harrisburg Senators (2014-17).
- Served as the minor league pitching coordinator for the Miami Marlins from 2018-20

- Coached in the Washington Nationals organization from 2021-22, most recently serving as assistant pitching coach and batting practice pitcher

PLAYING CAREER

- Previously pitched for the Dukes in 2000, followed by stints with the Isotopes in 2004 and 2008
- Finished the 2000 campaign with an 11-3 record and 4.26 ERA, leading the Albuquerque Dukes in wins
- Started the second-to-last game in Dukes history, giving up two runs in six innings during Game 4 of a PCL first-round playoff series at Memphis on Sept. 9, 2000
- Over 26 games (four starts) with the Isotopes in 2004 and 2008, he was 1-4 with a 5.98 ERA

- He appeared in 61 MLB games (24 starts) over four seasons with the Arizona Diamondbacks (1998), Toronto Blue Jays (2001), Texas Rangers (2001-02) and Cincinnati Reds (2006)
- Pro career spanned 17 seasons, as he was a 12th round draft pick by Oakland in 1993 ... Retired following 2009 season
- Played collegiately at Notre Dame from 1990-93, reaching the NCAA Tournament in 1992 and 1993
- Originally selected by the A's in the 15th round of the 1992 MLB First-Year Player Draft

PERSONAL / MISCELLANEOUS INFORMATION

- Christian Matthew Michalak
- Attended Joliet Catholic Academy

- Played for the 1991 Chatham A's of the Cape Cod League

Season	League	Team	W	L	ERA	G	GS	CG	SHO	SV	SVO	IP	H	R	ER	HR	HB	BB	IBB	SO	WHIP	AVG
1993	A (Short)	SOR	7	3	2.85	16	15	0	0	0	0	79.0	77	41	25	2	6	36	0	57	1.43	.259
1994	A (Full)	WM	5	3	3.90	15	10	0	0	0	0	67.0	66	32	29	3	8	28	0	38	1.40	.265
1994	A (Adv)	MOD	5	3	2.91	17	10	1	0	2	2	77.1	67	28	25	13	3	20	1	46	1.13	.238
1994	Minors	2 Teams	10	6	3.37	32	20	1	0	2	2	144.1	133	60	54	16	11	48	1	84	1.25	.250
1995	A (Adv)	MOD	3	2	2.62	44	0	0	0	2	2	65.1	56	26	19	3	4	27	1	49	1.27	.246
1995	AA	HVL	1	1	11.12	7	0	0	0	1	1	5.2	10	7	7	1	1	5	0	4	2.65	.400
1995	Minors	2 Teams	4	3	3.30	51	0	0	0	3	3	71.0	66	33	26	4	5	32	1	53	1.38	.261
1996	A (Adv)	MOD	2	2	3.03	21	0	0	0	4	4	38.2	37	21	13	4	2	17	0	39	1.40	.243
1996	AA	HVL	4	0	7.71	21	0	0	0	0	0	23.1	32	29	20	2	1	26	4	15	2.49	.340
1996	Minors	2 Teams	6	2	4.79	42	0	0	0	4	4	62.0	69	50	33	6	3	43	4	54	1.81	.280
1997	A (Adv)	HD	3	7	2.65	49	0	0	0	4	4	85.0	76	36	25	4	9	31	1	74	1.26	.238
1998	AA	TUL	1	2	1.83	10	0	0	0	0	0	19.2	10	4	4	2	2	2	0	15	0.61	.149
1998	AAA	TUC	3	8	5.03	29	9	0	0	0	0	73.1	91	47	41	11	4	29	3	50	1.64	.318
1998	MLB	AZ	0	0	11.81	5	0	0	0	0	0	5.1	9	7	7	1	0	4	0	5	2.44	.375
1998	Minors	2 Teams	4	10	4.35	39	9	0	0	0	0	93.0	101	51	45	13	6	31	3	65	1.42	.286
1999	AAA	EDM	1	0	5.72	24	0	0	0	0	0	28.1	28	20	18	3	1	14	0	25	1.48	.259
1999	AAA	TUC	5	0	3.66	21	6	0	0	3	3	64.0	64	30	26	6	6	26	2	41	1.41	.268
1999	Minors	2 Teams	6	0	4.29	45	6	0	0	3	3	92.1	92	50	44	9	7	40	2	66	1.43	.265
1999	AAA	2 Teams	6	0	4.29	45	6	0	0	3	3	92.1	92	50	44	9	7	40	2	66	1.43	.265
2000	AAA	ALB	11	3	4.26	23	21	1	0	0	0	133.0	166	72	63	18	4	55	0	83	1.66	.320



Season	League	Team	W	L	ERA	G	GS	CG	SHO	SV	SVO	IP	H	R	ER	HR	HB	BB	IBB	SO	WHIP	AVG
2000	AAA	DUR	0	0	5.68	6	0	0	0	0	0	6.1	6	4	4	1	0	1	0	7	1.11	.240
2000	Minors	2 Teams	11	3	4.33	29	21	1	0	0	0	139.1	172	76	67	19	4	56	0	90	1.64	.317
2000	AAA	2 Teams	11	3	4.33	29	21	1	0	0	0	139.1	172	76	67	19	4	56	0	90	1.64	.317
2001	MLB	TOR	6	7	4.62	24	18	0	0	0	0	115.0	133	66	59	14	12	49	5	57	1.58	.296
2001	MLB	TEX	2	2	3.32	11	0	0	0	1	2	21.2	24	8	8	5	1	6	0	10	1.38	.279
2001	MLB	2 Teams	8	9	4.41	35	18	0	0	1	2	136.2	157	74	67	19	13	55	5	67	1.55	.293
2002	AAA	OKL	0	0	0.00	1	0	0	0	0	0	1.0	0	0	0	0	0	0	0	1	0.00	.000
2002	AAA	PAW	5	9	5.77	17	16	0	0	0	0	93.2	125	68	60	15	9	31	0	52	1.67	.323
2002	MLB	TEX	0	2	4.40	13	0	0	0	0	0	14.1	20	7	7	1	1	10	2	5	2.09	.339
2002	Minors	2 Teams	5	9	5.70	18	16	0	0	0	0	94.2	125	68	60	15	9	31	0	53	1.65	.321
2002	AAA	2 Teams	5	9	5.70	18	16	0	0	0	0	94.2	125	68	60	15	9	31	0	53	1.65	.321
2003	AAA	COL	7	9	4.41	24	18	0	0	1	1	120.1	138	76	59	22	6	44	3	72	1.51	.290
2003	AAA	LOU	2	1	5.13	9	3	0	0	0	0	26.1	35	15	15	3	1	5	0	18	1.52	.337
2003	Minors	2 Teams	9	10	4.54	33	21	0	0	1	1	146.2	173	91	74	25	7	49	3	90	1.51	.298
2003	AAA	2 Teams	9	10	4.54	33	21	0	0	1	1	146.2	173	91	74	25	7	49	3	90	1.51	.298
2004	AAA	ABQ	1	1	6.35	17	1	0	0	0	0	34.0	44	24	24	9	1	15	0	20	1.74	.317
2004	AAA	IND	2	6	5.18	37	0	0	0	1	1	48.2	65	37	28	3	10	18	2	29	1.71	.308
2004	Minors	2 Teams	3	7	5.66	54	1	0	0	1	1	82.2	109	61	52	12	11	33	2	49	1.72	.311
2004	AAA	2 Teams	3	7	5.66	54	1	0	0	1	1	82.2	109	61	52	12	11	33	2	49	1.72	.311
2005	AAA	TUC	9	13	4.47	26	25	3	0	0	0	165.0	174	88	82	27	6	42	0	74	1.31	.274
2006	AAA	LOU	9	5	2.99	23	22	0	0	0	0	132.1	142	56	44	17	9	28	0	61	1.28	.278
2006	MLB	CIN	2	4	4.89	8	6	0	0	0	0	35.0	42	21	19	6	3	16	2	10	1.66	.304
2007	AAA	COL	5	8	3.33	20	16	0	0	0	0	100.0	99	44	37	10	6	26	0	46	1.25	.268
2008	AA	FRI	1	1	5.40	16	0	0	0	0	2	20.0	22	15	12	3	1	10	1	8	1.60	.289
2008	AA	MID	0	0	4.82	10	0	0	0	0	0	9.1	8	8	5	3	1	7	0	9	1.61	.222
2008	AAA	ABQ	0	3	5.40	9	3	0	0	0	0	21.2	29	22	13	5	2	12	0	10	1.89	.322
2008	Minors	3 Teams	1	4	5.29	35	3	0	0	0	2	51.0	59	45	30	11	4	29	1	27	1.73	.292
2008	AA	2 Teams	1	1	5.22	26	0	0	0	0	2	29.1	30	23	17	6	2	17	1	17	1.60	.268
2009	A(Adv)	DUN	1	0	13.50	3	0	0	0	0	0	2.2	4	4	4	0	0	2	0	3	2.25	.333
2009	AAA	LV	0	0	94.50	2	0	0	0	0	1	0.2	6	7	7	1	1	1	0	1	10.50	.750
2009	Minors	2 Teams	1	0	29.70	5	0	0	0	0	1	3.1	10	11	11	1	1	3	0	4	3.90	.500
Career	MLB	4 Teams	10	15	4.70	61	24	0	0	1	2	191.1	228	109	100	27	17	85	9	87	1.64	.302
Career	AAA	12 Teams	60	66	4.47	288	140	4	0	5	4	1048.2	1212	610	521	151	66	347	10	590	1.49	.295
Career	AA	4 Teams	7	4	5.54	64	0	0	0	1	3	78.0	82	63	48	11	6	50	5	51	1.69	.275
Career	A+	3 Teams	14	14	2.88	134	10	1	0	12	12	269.0	240	115	86	24	18	97	3	211	1.25	.242
Career	A	WM	5	3	3.90	15	10	0	0	0	0	67.0	66	32	29	3	8	28	0	38	1.40	.265
Career	A(Short)	VAN	7	3	2.85	16	15	0	0	0	0	79.0	77	41	25	2	6	36	0	57	1.43	.259
Career	Minors	21 Teams	93	90	4.14	517	175	5	0	18	19	1541.2	1677	861	709	191	104	558	18	947	1.45	.282





Hoshi MIZUTANI

ATHLETIC
TRAINER

Hoshito Mizutani

2023 TEAM: *Triple-A Albuquerque Isotopes*

ROCKIES ORGANIZATION: *6th Season*

BIRTHPLACE: Miyazaki, Japan

SCHOOLS: *Oregon State University
Fukuoka College of Resort & Sports*

PLAYER DEVELOPMENT CAREER

- Has been with Albuquerque as the club's athletic trainer since the 2021 season
- Was the athletic trainer for Double-A Hartford in 2018 and 2019...had been slated to serve in the same role for the Yard Goats prior to the cancellation of the 2020 campaign

- Graduate assistant athletic trainer for the Portland State University softball program in 2014-15...also assisted with men's and women's cross country teams in the fall, football in the summer, and assisted at the athletic treatment center during the academic year

PERSONAL / MISCELLANEOUS INFORMATION

- Earned a BS from Oregon State University in the College of Public Health and Human Science in Athletic Training in 2014
- Was an athletic training student at OSU, worked with the football and men's soccer teams
- Also was involved with the Western Oregon University track & field, baseball, basketball and football teams

- Earned an Associate Degree from Fukuoka College of Resort & Sports in Japan in Strength and Conditioning in 2008
- Was an athletic training student at Seinan Gakuin University and worked with the rugby team



Luke SCHROERING

ASSISTANT
ATHLETIC
TRAINER

Luke Schroering

2023 TEAM: *None*

ROCKIES ORGANIZATION: *1st Season*

BIRTHPLACE: Greenville, IN

SCHOOLS: *University of Indianapolis*

PLAYER DEVELOPMENT CAREER

- The 2024 season will be Schroering's first in professional baseball
- Briefly served as the Athletic Trainer at Floyd Central High School prior to accepting job with Rockies organization

PERSONAL / MISCELLANEOUS INFORMATION

- Graduated from the University of Indianapolis in 2023
- Certified MSAT, LAT and ATC



FIELD STAFF



Mason ROOK

PHYSICAL
PERFORMANCE
COACH

Mason Rook

2023 TEAM: *Albuquerque Isotopes*

ROCKIES ORGANIZATION: *5th season*

BIRTHPLACE: *Greenville, TX*

SCHOOLS: *Texas A&M University
University of Denver*

PLAYER DEVELOPMENT CAREER

- Enters 5th year with Rockies
- 2023 Physical Performance Coach for Isotopes
- Served as Double-A Hartford's Physical Performance Coach from 2021-22
- 2019 Physical Performance Coach for Short-Season Boise
- NSCA-Certified Strength and Conditioning Specialist
- Worked as an assistant strength coach at Regis University, (Denver, CO) working with baseball and softball program

PERSONAL / MISCELLANEOUS INFORMATION

- Graduated with a bachelors degree from Texas A&M University in 2017
- Earned Masters from University of Denver in 2018



MAX SCHELL

BULLPEN
CATCHER

Max Schell

2023 TEAM: *Albuquerque Isotopes*

ROCKIES ORGANIZATION: *3rd Season*

BORN: *Aug. 3, 1994*

BIRTHPLACE: *Chicago, Illinois*

SCHOOL: *Southern Illinois University, Carbondale*

PROFESSIONAL CAREER

- Bullpen catcher for the 2023 Isotopes squad
- Served as the Video Coordinator for the 2022 Rockies Arizona Complex League team
- Bullpen catcher for 2021 Kane Cougars, American Association
- Worked as bullpen catcher for the Lehigh Valley Ironpigs, Phillies affiliate, for the 2019 season
- Served as bullpen catcher for the Myrtle Beach Pelicans, Cubs affiliate, during 2018

PERSONAL / MISCELLANEOUS INFORMATION

- Worked as video scout for Baseball Info Solutions from March 2019 - Nov 2020
- 2017 graduate of Southern Illinois University, Carbondale and majored in Sports Administration





Chance ADAMS RHP

Chance Adams			
BATS	THROWS	HEIGHT	WEIGHT
RIGHT	RIGHT	6-1	215
BORN: Aug. 10, 1994		OPENING DAY AGE: 29	
BIRTHPLACE: Scottsdale, AZ		SCHOOL: Dallas Baptist	
ACQUIRED: Signed by Rockies as a minor league free agent on December 21, 2023			

QUICK HITS

- Ninth professional season, Rockies are his third organization (Yankees, Royals)
- 5th round selection by the Yankees in the 2015 First-Year Player Draft
- Resigned with Rockies as a Minor League free agent Dec. 21, 2023 (also: May 15, 2023)
- Made his Major League Debut on Aug. 4, 2018 at Boston, starting and allowing three runs in five innings; releted homers to Mitch Moreland and J.D. Martinez
- Designated for assignment on Dec. 18, 2019 when the Yankees signed Gerrit Cole; traded to Kansas City five days later in exchange for infielder Cristian Perez
- Underwent Tommy John Surgery in October 2020 ... Returned to mound Sept. 3, just 11 months after surgery
- Made six appearances in 2021; did not pitch in 2022 due to injury
- 2016 and 2017 Baseball America Minor League All-Star
- MiLB.com Organizational All-Star in 2016 and 2017
- Florida State League Pitcher of the Month for May 2016, also won Pitcher of the Week from June 6-12
- 2016 Florida State League Mid-Season All-Star
- Eastern League Pitcher of the Week for April 10-16, 2017
- Played two years collegiately at Yavapi College (AZ) before transferring to Dallas Baptist

2023

- Signed a Minor League contract with Colorado on May 15
- Assigned to Triple-A Albuquerque, made his first appearance in 624 days by working an inning on June 8 vs. Sugar Land
- Was a mainstay in the Isotopes bullpen, posting a 3.86 ERA (32.2 IP, 14 ER) in 31 games
- Twirled 11 consecutive scoreless outings from June 13 - July 23, spanned 12.0 IP and allowed just four hits during the stretch
- Allowed 10 of his 14 runs in a span of seven outings from Aug. 16 - Sept. 7
- Recorded just the second save of his professional career by working a perfect ninth to close out a victory vs. Oklahoma City in the season finale Sept. 24
- Resigned with Rockies December 21 to a Minor League contract

2022

- Did not pitch due to injury

2021

- Made six rehab appearances as he recovered from Tommy John Surgery, five with the ACL Rockies and once for Triple-A Omaha
- Allowed a total of six earned runs in 6.1 innings
- Returned to the mound on Sept. 3, just 11 months after undergoing surgery

2020

- Made six relief appearances for Kansas City, compiling a 9.35 ERA (8.2 IP, 9 ER)
- Allowed 15 hits, league racked up a .375 BAA
- Three outings consisted of four hits and three runs allowed, while the other three were scoreless
- Lone homer allowed was to Paul Goldschmidt on Aug. 24
- Underwent "Tommy John" surgery in October

PERSONAL / MISCELLANEOUS INFORMATION

- Parents are Ash Adams and Brandon Short
- Majored in communications
- Played third base and pitcher for Chaparral High School in Phoenix; also attended by Paul Konerko and Ike Davis
- His squad won back-to-back state titles, was ranked as the No. 2 team in the nation by MaxPreps after his senior season



Season	League	Team	W	L	ERA	G	GS	CG	SHO	SV	SVO	IP	H	R	ER	HR	HB	BB	IBB	SO	WHIP	AVG
2015	A(Short)	SI	1	0	0.93	4	0	0	0	0	0	9.2	5	2	1	0	0	3	0	13	0.83	.147
2015	A(Full)	CSC	1	1	3.09	5	0	0	0	0	1	11.2	7	6	4	0	0	4	0	16	0.94	.163
2015	A(Adv)	TAM	1	0	1.29	5	0	0	0	0	0	14.0	12	3	2	0	2	2	0	16	1.00	.226
2015	Minors	3 Teams	3	1	1.78	14	0	0	0	0	1	35.1	24	11	7	0	2	9	0	45	0.93	.185
2016	A(Adv)	TAM	5	0	2.65	12	12	0	0	0	0	57.2	41	18	17	4	2	15	0	73	0.97	.196
2016	AA	TRN	8	1	2.07	13	12	0	0	0	0	69.2	35	20	16	5	1	24	0	71	0.85	.145
2016	Minors	2 Teams	13	1	2.33	25	24	0	0	0	0	127.1	76	38	33	9	3	39	0	144	0.90	.169
2017	AA	TRN	4	0	1.03	6	6	0	0	0	0	35.0	23	6	4	2	1	15	0	32	1.09	.183
2017	AAA	SWB	11	5	2.89	21	21	0	0	0	0	115.1	81	39	37	9	3	43	0	103	1.08	.197
2017	Minors	2 Teams	15	5	2.45	27	27	0	0	0	0	150.1	104	45	41	11	4	58	0	135	1.08	.193
2018	AAA	SWB	4	5	4.78	27	23	2	0	0	0	113.0	101	65	60	16	6	58	2	113	1.41	.236
2018	MLB	NYN	0	1	7.04	3	1	0	0	0	0	7.2	8	7	6	3	0	4	0	4	1.57	.267
2019	AAA	SWB	4	4	4.63	18	15	1	1	1	1	81.2	77	44	42	11	7	38	0	80	1.41	.242
2019	MLB	NYN	1	1	8.53	13	0	0	0	1	3	25.1	39	25	24	7	2	11	0	23	1.97	.351
2020	MLB	KC	0	0	9.35	6	0	0	0	0	0	8.2	15	9	9	1	0	0	0	6	1.73	.375
2021	ROK	A-ROG	0	0	9.00	1	0	0	0	0	0	1.0	2	2	1	0	0	1	0	1	3.00	.400
2021	ROK	A-ROB	0	0	5.79	4	3	0	0	0	0	4.2	5	3	3	3	0	0	0	8	1.07	.263
2021	AAA	OMA	0	0	27.00	1	0	0	0	0	1	0.2	1	2	2	1	0	2	0	0	4.50	.333
2021	Minors	3 Teams	0	0	8.53	6	3	0	0	0	1	6.1	8	7	6	4	0	3	0	9	1.74	.296
2021	ROK	2 Teams	0	0	6.35	5	3	0	0	0	0	5.2	7	5	4	3	0	1	0	9	1.41	.292
2023	AAA	ABQ	2	0	3.86	31	0	0	0	1	4	32.2	35	15	14	4	2	10	0	21	1.38	.276
Career	ROK	2 Teams	0	0	6.35	5	3	0	0	0	0	5.2	7	5	4	3	0	1	0	9	1.41	.292
Career	MLB	2 Teams	1	2	8.42	22	1	0	0	1	3	41.2	62	41	39	11	2	15	0	33	1.85	.343
Career	AAA	3 Teams	21	14	4.06	98	59	3	1	2	6	343.1	295	165	155	41	18	151	2	317	1.30	.229
Career	AA	TRN	12	1	1.72	19	18	0	0	0	0	104.2	58	26	20	7	2	39	0	103	0.93	.158
Career	A+	TAM	6	0	2.39	17	12	0	0	0	0	71.2	53	21	19	4	4	17	0	89	0.98	.202
Career	A	CSC	1	1	3.09	5	0	0	0	0	1	11.2	7	6	4	0	0	4	0	16	0.94	.163
Career	A(Short)	SI	1	0	0.93	4	0	0	0	0	0	9.2	5	2	1	0	0	3	0	13	0.83	.147
Career	Minors	9 Teams	41	16	3.34	148	92	3	1	2	7	546.2	425	225	203	55	24	215	2	547	1.17	.211





Adael AMADOR

INF

Adael Amador

BATS	THROWS	HEIGHT	WEIGHT
SWITCH	RIGHT	6-0	200

BORN: APRIL 11, 2003 OPENING DAY AGE: 20

BIRTHPLACE: Santiago, D.R. SCHOOL: -

ACQUIRED: Signed by Rockies as an international free agent on July 2, 2019

QUICK HITS

- 4th pro season, all with Rockies
- Added to the Rockies 40-man roster Nov. 14, 2023
- Enters 2024 as the Rockies No. 1 prospect and the 36th best prospect in MLB, according to Baseball America
- Named the 2023 Northwest League's Top Prospect ... Garnered 2023 Northwest League Postseason All-Star laurels
- Underwent surgery on his right hamate bone in early July 2023

- Earned 2022 MiLB.com Organization and California League Postseason All-Star
- Ranked as the 16th best prospect in MLB Pipeline's Top 30 International Prospects during the 2019 signing period
- Signed with the Rockies on July 2, 2019, for \$1.5 million signing bonus

2023

- Rated as the 61st best prospect in all of baseball in MLB.com's preseason rankings
- Started the year with ACL Rockies due to undisclosed injury ... Promoted to High-A Spokane April 18
- Played in 54 games for Spokane and slashed .302/.391/.514 with 14 doubles, three triples, nine homers, 35 RBI and 12 stolen bases in 16 attempts
- Belted a career-high three homer May 20 at Everett, tallying four RBI
- Underwent surgery on his right hamate bone in early July

- Promoted to Hartford Aug. 26 before being placed on the IL for a second time Aug. 31-Sept. 7
- Played in just 10 games for the Yard Goats, going 5-for-35 with one homer and a 8:4 K:BB ratio
- Named the 2023 Northwest League's Top Prospect ... Garnered 2023 Northwest League Postseason All-Star laurels
- Added to the Rockies 40-man roster Nov. 14
- Played 21 games in the Puerto Rican Winter League for RA12; slashed .243/.372/.300 with a 13:15 K:BB ratio

2022

- Ranked as the Rockies' No. 3 prospect, according to MLB.com
- Spent the entire season with Single-A Fresno, slashing .292/.415/.445 in 115 games
- Finished among league leaders in runs (100, 1st), hits (131, 3rd), walks (87, 4th), OBP (.415, 5th), totals bases (200, 6th), and batting average (.292, 7th)

- His 87 walks set a Fresno franchise record Struck out just 67 times
- Named a California League and MiLB.com Organizational All-Star

2021

- Made pro and stateside debut with ACL Rockies, slashing .299/.394/.445 with 10 doubles, one triple, four homers, 24 RBI and 10 steals in 17 attempts over 47 games
- Started 37 games at shortstop and six at second base

- Ranked among ACL leaders in runs (41, 4th), hits (49, T-6th), caught stealing (7, T-1st) and OBP (9th)

Season	League	Team	AVG	G	AB	R	H	2B	3B	HR	RBI	BB	IBB	SO	SB	CS	OBP	SLG	OPS	PA	HBP	SAC	SF	GIDP
2021	ROK	A-RCK	.299	47	164	41	49	10	1	4	24	27	0	29	10	7	.394	.445	.839	200	2	2	5	5
2022	A	FRE	.292	115	449	100	131	24	0	15	57	87	2	67	26	12	.415	.445	.860	555	11	3	5	7
2023	ROK	A-RCK	.389	5	18	6	7	1	0	2	9	4	0	3	0	0	.500	.778	1.278	22	0	0	0	0
2023	A+	SPO	.302	54	222	46	67	14	3	9	35	31	0	26	12	4	.391	.514	.905	259	3	1	2	9
2023	AA	HFD	.143	10	35	3	5	0	0	1	2	4	0	8	3	1	.244	.229	.473	41	1	0	1	1
2023	Minors	3 Teams	.287	69	275	55	79	15	3	12	46	39	0	37	15	5	.380	.495	.875	322	4	1	3	10
Career	ROK	A-RCK	.308	52	182	47	56	11	1	6	33	31	0	32	10	7	.405	.478	.883	222	2	2	5	5
Career	AA	HFD	.143	10	35	3	5	0	0	1	2	4	0	8	3	1	.244	.229	.473	41	1	0	1	1
Career	A+	SPO	.302	54	222	46	67	14	3	9	35	31	0	26	12	4	.391	.514	.905	259	3	1	2	9
Career	A	FRE	.292	115	449	100	131	24	0	15	57	87	2	67	26	12	.415	.445	.860	555	11	3	5	7
Career	Minors	4 Teams	.292	231	888	196	259	49	4	31	127	153	2	133	51	24	.401	.461	.862	1077	17	6	13	22





Jordan Beck

OF

Jordan Alexander Beck

BATS	THROWS	HEIGHT	WEIGHT
RIGHT	RIGHT	6-3	225

BORN: APRIL 19, 2001 OPENING DAY AGE: 22
 BIRTHPLACE: Hazel Green, AL SCHOOL: Tennessee
 ACQUIRED: Selected in the Competitive Balance Round A
 (38th overall) in the 2022 MLB First-Year Player Draft

QUICK HITS

- 3rd professional season, all with the Rockies organization
- 38th overall selection in the 2022 Draft (Competitive Balance Round A)
- Received a \$2.2 million signing bonus
- Enters 2024 as the Rockies 4th best prospect, according to Baseball America
- 2023 Northwest League MVP, slashed .292/.378/.566 with 19 doubles, a triple, 20 homers, 72 RBI and 11 stolen bases in 76 contests
- Northwest League Player of the Week twice: May 1-7 and May 15-21, 2023
- Northwest League Player of the Month for June 2023
- 2023 Northwest League Post-Season All-Star
- 2023 Baseball America High Class-A All Star
- Played collegiately for the Tennessee Volunteers (2020-22)
- Appeared in the College World Series in 2022
- Had a three-run homer to give the Volunteers a lead they would not relinquish during the 2022 super regional clinching victory over LSU
- Was on the 2022 Golden Spikes Award watchlist prior to his junior season at Tennessee
- Played for the Harwich Mariners of the Cape Cod League in 2021
- Selected in the 14th round of the 2019 Draft by Boston, did not sign

2023

- Started the year with High-A Spokane, appearing in 76 games and slashing .292/.378/.566 with 19 doubles, a triple, 20 homers, 72 RBI and 11 stolen bases
- Was 1-for-27 in his initial seven contests
- Player of the Week for May 1-7, going 11-for-25 with two doubles, four homers, 12 RBI
- Received second Player of the Week laurels May 15-21 (10-for-22, three doubles, three homers, six RBI)
- Was named Northwest League Player of the Month in June, compiled a .316/.431/.537 slash line with six doubles, five homers, 23 RBI and five stolen bases
- Four consecutive multi-hit performances from June 3-7
- Had three or more RBI in a game on seven occasions
- Named the Northwest League MVP
- Finished second in the circuit in homers and third in RBI despite not playing for Spokane after July 9
- Promoted to Double-A Hartford on July 14
- Appeared in 50 contests for the Yard Goats, slashed .240/.342/.406 with 15 doubles, a triple, five long balls, 19 RBI and 20 steals
- Racked up his first career three-double game on July 19 at Somerset (4-for-5)
- Tied for the second-most total homers (25) and third-most RBI in the Rockies minor league system

2022

- Drafted with 38th overall pick in Competitive Balance Round A by Colorado from the University of Tennessee
- Assigned to the ACL Rockies to start his pro career, was 15-for-49 in 15 contests
- Launched his first home run on Aug. 6 against the ACL Angels, was 4-for-6 on Aug. 16 facing the Diamondbacks
- Appeared in four postseason contests for the ACL club, was 3-for-13 with a homer
- Promoted to High-A Fresno on Aug. 30
- Played in 11 regular season games with the Grizzlies, going 11-for-39 with a pair of doubles and big flies
- Was 6-for-18 in four playoff games for Fresno, including a three-hit performance to help claim Game 1 at San Jose on Sept. 13

PERSONAL / MISCELLANEOUS INFORMATION

- Parents are Chris and Michelle
- Enjoys duck hunting
- Recipient of the Michael Chadwell Welch Memorial Scholarship
- Two-sport star at Hazel Green High School in Alabama (baseball and basketball)
- Led his baseball team to its first-ever state championship his junior year of high school in 2018, also helped his basketball squad to the Final Four
- Two-time Perfect Game Preseason All-American
- Was a top 500 rated player by Perfect Game (345) and No. 1 rated outfielder in the state of Alabama



Season	League	Team	AVG	G	AB	R	H	2B	3B	HR	RBI	BB	IBB	SO	SB	CS	OBP	SLG	OPS	PA	HBP	SAC	SF	GIDP
2022	ROK	A-RCK	.306	15	49	9	15	5	0	1	10	8	0	11	0	0	.404	.469	.873	57	0	0	0	1
2022	A	FRE	.282	11	39	11	11	2	0	2	9	13	0	9	0	0	.462	.487	.949	52	0	0	0	0
2023	Minors	2 Teams	.295	26	88	20	26	7	0	3	19	21	0	20	0	0	.431	.477	.908	109	0	0	0	1
2023	A+	SPO	.292	76	295	62	86	19	1	20	72	43	0	71	11	3	.378	.566	.944	341	0	0	3	5
2023	AA	HFD	.240	50	192	22	46	15	1	5	19	30	0	71	9	2	.342	.406	.748	223	0	0	0	4
2023	Minors	2 Teams	.271	126	487	84	132	34	2	25	91	73	0	142	20	5	.364	.503	.867	564	0	0	3	9
Career	ROK	A-RCK	.306	15	49	9	15	5	0	1	10	8	0	11	0	0	.404	.469	.873	57	0	0	0	1
Career	AA	HFD	.240	50	192	22	46	15	1	5	19	30	0	71	9	2	.342	.406	.748	223	0	0	0	4
Career	A+	SPO	.292	76	295	62	86	19	1	20	72	43	0	71	11	3	.378	.566	.944	341	0	0	3	5
Career	A	FRE	.282	11	39	11	11	2	0	2	9	13	0	9	0	0	.462	.487	.949	52	0	0	0	0
Career	Minors	4 Teams	.275	152	575	104	158	41	2	28	110	94	0	162	20	5	.375	.499	.874	673	0	0	3	10

Organization

2024 Isotopes

2023 In Review

Colorado Rockies

Opponents

Isotopes Records

Copa

ABQ Pro Baseball

History

Media Information





Warming BERNABEL INF

Warming Jose Bernabel

BATS	THROWS	HEIGHT	WEIGHT
RIGHT	RIGHT	6-1	180

BORN: June 6, 2002 OPENING DAY AGE: 21
 BIRTHPLACE: Bani, D.R. SCHOOL: -
 ACQUIRED: Signed by Rockies as an international free agent on July 2, 2018

QUICK HITS

- 5th pro season, all with Rockies
- In 2023, appeared in 83 contests for Double-A Hartford, compiling a .225/.270/.338 slash line with 14 doubles, a triple, six homers, 28 RBI
- Placed on the Injured List from May 26-July 14, 2023, with a back injury
- Played for the 2022 Salt River Rafters of the Arizona Fall League
- Placed on Rockies 40-man roster Nov. 15, 2022
- 2022 MiLB.com Organizational All-Star
- ACL Player of the Month, July 2021
- Signed with Rockies for a \$900,000 signing bonus
- Ranked as the 33rd best prospect in the July 2018 signing period, according to Baseball America

2023

- Appeared in 83 contests for Double-A Hartford, compiling a .225/.270/.338 slash line with 14 doubles, a triple, six homers, 28 RBI
- Had a pair of three-hit performances: May 9 at Binghamton and Aug. 16 vs. New Hampshire
- Homered three times in a six-game series vs. Somerset, July 18-23
- Did not play from May 26-July 14 due to a back injury
- Rehabbed in eight games with the ACL Rockies, was 11-for-33 with two homers

2022

- Split season between Single-A Fresno and High-A Spokane, combining for a .313/.370/.499 slash line with 26 doubles, 14 homers and 23 stolen bases
- Began year with Fresno and played in 65 games and slashed .317/.390/.504 with 19 doubles, 10 homers and 21 stolen bases
- At the time of his promotion (July 3) to Spokane, among California League leaders in average (3rd, .317), hits (3rd, 83), doubles (3rd, 19), RBI (T-4th, 54), slugging 6th, (.504), OPS (6th, .894) and XBH (T-9th, 29)
- Placed on IL August 20-Sept. 12 with a shoulder injury; missed 11 games in early August with a right hand injury
- Finished the year with Spokane, appearing in 26 games and slashing .305/.315/.486 with seven doubles and four RBI; tallied a 17:2 K:BB ratio

2021

- Split season between the ACL and Single-A Fresno, combining for a .312/.367/.516 slash line with 11 doubles, seven homers and nine stolen bases
- Began stateside career in ACL and slashed .432/.453/.743 with five doubles, six homers, 31 RBI and five stolen bases
- ACL Player of the Month, July 2021
- At the time of his promotion (August 2) to Fresno, led the ACL in average, RBI, slugging, OPS and hits (32) and second in homers and total bases (55)
- Over 21 games with Fresno, hit .205 with six doubles and one homer while holding a 14:7 K:BB ratio

2020

- Did not play due to the COVID-19 pandemic

2019

- Made pro debut with two Rockies DSL squads, combining for a slash line of .250/.320/.387 with 13 doubles and four homers



Season	League	Team	AVG	G	AB	R	H	2B	3B	HR	RBI	BB	IBB	SO	SB	CS	OBP	SLG	OPS	PA	HBP	SAC	SF	GIDP
2019	ROK	D-COL	.225	37	142	26	32	7	1	4	17	13	0	20	3	6	.309	.373	.682	162	5	0	2	2
2019	ROK	D-RCK	.300	18	70	11	21	6	1	0	14	3	0	9	0	1	.342	.414	.756	79	3	0	3	0
2019	Minors	2 Teams	.250	55	212	37	53	13	2	4	31	16	0	29	3	7	.320	.387	.707	241	8	0	5	2
2019	ROK	2 Teams	.250	55	212	37	53	13	2	4	31	16	0	29	3	7	.320	.387	.707	241	8	0	5	2
2021	ROK	A-RCK	.432	22	74	18	32	5	0	6	31	5	2	12	5	1	.453	.743	1.196	86	2	0	5	0
2021	A	FRE	.205	21	83	9	17	6	0	1	7	7	0	14	4	1	.287	.313	.600	94	3	0	1	1
2021	Minors	2 Teams	.312	43	157	27	49	11	0	7	38	12	2	26	9	2	.367	.516	.883	180	5	0	6	1
2022	A	FRE	.317	65	262	52	83	19	0	10	54	29	0	39	21	6	.390	.504	.894	300	5	0	4	6
2022	A+	SPO	.305	26	105	18	32	7	0	4	17	2	0	17	2	2	.315	.486	.801	109	0	0	1	1
2022	Minors	2 Teams	.313	91	367	70	115	26	0	14	71	31	0	56	23	8	.370	.499	.869	409	5	0	5	7
2023	ROK	A-RCK	.333	8	33	9	11	4	0	2	8	1	0	6	0	0	.389	.636	1.025	36	2	0	0	1
2023	AA	HFD	.225	83	302	30	68	14	1	6	28	15	0	68	2	0	.270	.338	.608	322	4	0	1	7
2023	Minors	2 Teams	.236	91	335	39	79	18	1	8	36	16	0	74	2	0	.282	.367	.649	358	6	0	1	8
Career	ROK	3 Teams	.301	85	319	64	96	22	2	12	70	22	2	47	8	8	.358	.495	.853	363	12	0	10	3
Career	AA	HFD	.225	83	302	30	68	14	1	6	28	15	0	68	2	0	.270	.338	.608	322	4	0	1	7
Career	A+	SPO	.305	26	105	18	32	7	0	4	17	2	0	17	2	2	.315	.486	.801	109	0	0	1	1
Career	A	FRE	.290	86	345	61	100	25	0	11	61	36	0	53	25	7	.365	.458	.823	394	8	0	5	7
Career	Minors	6 Teams	.276	280	1071	173	296	68	3	33	176	75	2	185	37	17	.333	.438	.771	1188	24	0	17	18

Organization

2024 Isotopes

2023 In Review

Colorado Rockies

Opponents

Isotopes Records

Copa

ABQ Pro Baseball

History

Media Information





Ty BLACH

LHP

Tyson Michael Blach

BATS	THROWS	HEIGHT	WEIGHT
RIGHT	LEFT	6-1	215

BORN: Oct. 20, 1990	OPENING DAY AGE: 33
BIRTHPLACE: Denver, CO	SCHOOL: Creighton
ACQUIRED: Signed by the Rockies as a minor league free agent free agent Dec. 20, 2023	

QUICK HITS

- 11th professional season, Rockies are his 3rd organization (Giants and Orioles)
- Fifth round pick by San Francisco in the 2012 First-Year Player Draft out of Creighton
- Entering 2024, has a 20-25 career MLB ledger with a 5.18 ERA over 136 games (58 starts)
- Signed with Colorado to a Minor League deal prior to the 2022, 2023 and 2024 seasons
- Made MLB debut Sept. 5, 2016, with Giants at Colorado; tossed three shutout innings allowing just one hit and fanned one
- In his second MLB start on Oct. 1, 2016, vs. Los Angeles (NL), threw eight innings of three-hit, scoreless ball to keep the Giants playoff hopes alive, they clinched a Wild Card spot the next day
- Twirled a nine-inning, complete game shutout on June 2, 2017, at Philadelphia
- Hit his only career home run on Aug. 3, 2017, vs. Oakland, also spun eight frames of two-run ball
- Designated for assignment by San Francisco in July 2019, claimed by Baltimore
- Missed most of the 2020 and 2021 campaigns after undergoing "Tommy John" Surgery
- Was 16-9 with a 2.68 ERA in 40 appearances (39 starts) in his Creighton career
- 9-0 with a 2.95 ERA in nine career starts against Albuquerque (2015-16 w/Sacramento)
- Nickname is "The Preacher"

2023

- Earned a spot on the Rockies' Opening Day roster for the second consecutive year, contract purchased on March 27
- In 20 appearances (13 starts) with Colorado, was 3-3 with a 5.54 ERA (78.0 IP, 48 ER)
- Compiled an 8.18 ERA over six relief outings in April
- Was designated for assignment April 29 and accepted an outright assignment to Albuquerque three days later
- Worked in 11 games (five starts) for Albuquerque, going 3-1 with a 4.40 ERA (30.2 IP, 15 ER)
- After surrendering three runs in 1.2 innings in his first start with the Isotopes May 6, pitched to a 1.38 ERA (26.0 IP, 4 ER) over his next nine outings
- In three games against Tacoma, did not permit a run in 10.1 combined frames
- Contract purchased by Colorado again June 30, spent the rest of the year in the majors
- Pitched three times in July, totaling 10.1 scoreless frames
- Allowed a career-high three homers twice in a span of 10 days: Sept. 8 at San Francisco (Flores, Haniger, Davis) and Sept. 18 at San Diego (Cooper, Campusano, Rosario)
- Removed from the 40-man roster after the season and elected free agency
- Re-signed with Colorado on a Minor League deal Dec. 20

2022

- Split the season between Colorado and Triple-A Albuquerque
- Made his Rockies debut on April 10, tossing four scoreless frames of one-hit ball, earning the save vs. Los Angeles (NL)
- Became the first Rockies since Tyler Anderson (9/11/17 at ARI) to work four or more frames in relief during a game and allow two or fewer baserunners and the first to do so in his team debut
- Seventh Colorado pitcher to garner a four-inning save (last: Jason Hammel, 9/11/11 vs Cincinnati)
- Started the second game of a DH on May 21 vs. New York (NL), his first start since Sept. 10, 2019
- Limited left-handed batters to a combined .218 average (26-for-119) between Colorado and ABQ
- Had a 5.89 ERA in 24 outings (one start) for Colorado with 11 walks and 29 strikeouts in 44.1 IP
- Pitched 15 games (one start) with the Isotopes, was 1-5 with a 4.50 ERA

2021

- Signed a Minor League deal with Baltimore on March 22
- Made his return to the mound in a Gulf Coast League game on July 15, exactly one year after Tommy John surgery
- Pitched to a 1.23 ERA in 16 games between the Gulf Coast League and Low-A Delmarva on rehab in 22 total innings
- Elected free agency after the season
- Signed a Minor League contract with Colorado on Dec. 17



2020

- Underwent Tommy John surgery on July 15 and did not see any game action - Released by Baltimore on Aug. 10

PERSONAL / MISCELLANEOUS INFORMATION

- Parents are Randy and Karen Blach
- Played baseball and tennis at Regis Jesuit High School in Aurora, CO
- Batted .545 in his senior year of high school and was 7-1 with a 3.42 ERA
- Is naturally right-handed, family friend Mike O'Day taught him to throw left as a young child
- Andres Galarraga and Tim Lincecum were his favorite athletes growing up
- Had a 4.2 GPA in high school

Season	League	Team	W	L	ERA	G	GS	CG	SHO	SV	SVO	IP	H	R	ER	HR	HB	BB	IBB	SO	WHIP	AVG
2013	A(Adv)	SJ	12	4	2.90	22	20	0	0	0	0	130.1	124	46	42	8	2	18	0	117	1.09	.248
2014	AA	RIC	8	8	3.13	25	25	1	0	0	0	141.0	142	53	49	8	3	39	2	91	1.28	.261
2015	AAA	SAC	11	12	4.46	27	27	2	2	0	0	165.1	189	92	82	16	2	31	0	93	1.33	.290
2016	AAA	SAC	14	7	3.43	26	26	3	2	0	0	162.2	147	65	62	9	2	38	0	113	1.14	.244
2016	MLB	SF	1	0	1.06	4	2	0	0	0	0	17.0	8	2	2	1	0	5	0	10	0.76	.143
2017	MLB	SF	8	12	4.78	34	24	1	1	0	0	163.2	179	91	87	17	1	43	2	73	1.36	.283
2018	MLB	SF	6	7	4.25	47	13	0	0	0	0	118.2	133	62	56	8	1	41	4	75	1.47	.289
2019	AAA	SAC	3	4	5.93	17	15	0	0	0	0	91.0	121	65	60	14	2	25	0	65	1.60	.314
2019	AAA	NOR	0	1	16.88	2	2	0	0	0	0	5.1	17	10	10	1	0	2	0	5	3.56	.567
2019	MLB	SF	0	0	14.21	2	0	0	0	0	0	6.1	14	10	10	2	0	4	0	3	2.84	.438
2019	MLB	BAL	1	3	11.32	5	5	0	0	0	0	20.2	32	27	26	6	0	13	0	17	2.18	.356
2019	Minors	2 Teams	3	5	6.54	19	17	0	0	0	0	96.1	138	75	70	15	2	27	0	70	1.71	.333
2019	AAA	2 Teams	3	5	6.54	19	17	0	0	0	0	96.1	138	75	70	15	2	27	0	70	1.71	.333
2019	MLB	2 Teams	1	3	12.00	7	5	0	0	0	0	27.0	46	37	36	8	0	17	0	20	2.33	.377
2021	ROK	F-ORB	0	0	0.00	2	2	0	0	0	0	2.0	0	0	0	0	0	0	0	3	0.00	.000
2021	ROK	F-ORO	1	0	0.00	4	3	0	0	0	0	5.0	2	1	0	0	0	0	0	6	0.40	.111
2021	A	DEL	0	0	1.80	10	10	0	0	0	0	15.0	10	3	3	0	1	1	0	14	0.73	.182
2021	Minors	3 Teams	1	0	1.23	16	15	0	0	0	0	22.0	12	4	3	0	1	1	0	23	0.59	.152
2021	ROK	2 Teams	1	0	0.00	6	5	0	0	0	0	7.0	2	1	0	0	0	0	0	9	0.29	.083
2022	AAA	ABQ	1	5	4.50	15	1	0	0	0	0	36.0	44	23	18	3	0	8	0	20	1.44	.301
2022	MLB	COL	1	0	5.89	24	1	0	0	1	2	44.1	51	29	29	4	2	11	2	29	1.40	.291
2023	AAA	ABQ	3	1	4.40	11	5	0	0	0	0	30.2	36	16	15	2	0	8	0	27	1.43	.290
2023	MLB	COL	3	3	5.54	20	13	0	0	0	0	78.0	104	51	48	15	6	24	0	50	1.64	.330
Career	ROK	2 Teams	1	0	0.00	6	5	0	0	0	0	7.0	2	1	0	0	0	0	0	9	0.29	.083
Career	MLB	3 Teams	20	25	5.18	136	58	1	1	1	2	448.2	521	272	258	53	10	141	8	257	1.48	.296
Career	AAA	3 Teams	32	30	4.53	98	76	5	4	0	0	491.0	554	271	247	45	6	112	0	323	1.36	.286
Career	AA	RIC	8	8	3.13	25	25	1	0	0	0	141.0	142	53	49	8	3	39	2	91	1.28	.261
Career	A+	SJ	12	4	2.90	22	20	0	0	0	0	130.1	124	46	42	8	2	18	0	117	1.09	.248
Career	A	DEL	0	0	1.80	10	10	0	0	0	0	15.0	10	3	3	0	1	1	0	14	0.73	.182
Career	Minors	8 Teams	53	42	3.91	161	136	6	4	0	0	784.1	832	374	341	61	12	170	2	554	1.28	.272





Sean BOUCHARD

UTL

Sean Walter Bernard Bouchard

BATS	THROWS	HEIGHT	WEIGHT
RIGHT	RIGHT	6-3	215

BORN: *May 16, 1996*
OPENING DAY AGE: *27*
BIRTHPLACE: *San Diego, CA*
SCHOOL: *UCLA*
ACQUIRED: *Rockies 9th round selection (266th overall) in the June 2017 First-Year Player Draft*

QUICK HITS

- 7th professional season, all with the Rockies organization
- Suffered a left bicep tear on a swing during 2023 Spring Training, placed on the 60-day IL ... Did not make season debut until July 29, 2023, a rehab game with the ACL Rockies
- Recalled by Rockies when rosters expanded Sept. 1, 2023; spent the rest of the year with the Colorado, slashing .316/.374/.684 with two doubles, four homers and seven RBI
- Made his MLB debut June 19, 2022, at San Diego, earning a walk and going 0-for-3; slashed .297/.454/.500 with six doubles and three homers in 27 games
- Pacific Coast League Post-Season All-Star in 2022
- California League Mid-Season All-Star in 2019
- Played for the 2016 Chatham Anglers of the Cape Cod League
- Ranked No. 75 on Perfect Game USA's list of Top 500 High School prospects for 2014
- 2014 West Coast League All-Star team member while playing for the Walla Walla Sweets
- Played for the Milwaukee Brewers squad at the 2013 Area Code Games in Long Beach, CA
- In 2013 competed in the Perfect Game All-American Classic and Perfect Game National Showcase

2023

- Suffered a left bicep tear on a swing during Spring Training, placed on the 60-day IL
- Did not make his season debut until July 29, a rehab game with the ACL Rockies
- Played in five rehab contests for Low-A Spokane before being assigned to Triple-A on Aug. 8
- Activated from the 60-day IL on Aug. 14, then optioned to Albuquerque
- Slashed .222/.408/.315 in 16 contests for the Isotopes, just 12 hits but drew 17 walks
- Doubled twice on Aug. 16 vs. El Paso
- Tied a franchise record with four walks on Aug. 22 at Oklahoma City
- Recalled when rosters expanded Sept. 1, spent the rest of the year with the Rockies, slashing .316/.374/.684 with two doubles, four homers and seven RBI
- All four long balls came in a five-game stretch to end the season (Sept. 27-Oct. 1)
- Played for Naranjeros De Hermosillo of the Mexican Winter League; slashed .154/.274/.330 over 26 games

2022

- Began year with Isotopes and slashed .300/.404/.635 with 15 doubles, six triples, 20 home runs, 56 RBI and 12 stolen bases in 69 contests for Triple-A Albuquerque
- Contract purchased by Colorado on June 16, made his Major League debut three days later vs. San Diego, earning a walk and going 0-for-3
- Was 0-for-7 with two walks in his first three Major League games before suffering an oblique injury
- Placed on the Injured List on June 27, optioned back to Triple-A on July 16
- Connected on the first two grand slams of his professional career: April 16 vs. Tacoma and July 27 vs. Las Vegas
- Racked up 23 multi-hit games with the Isotopes, including his first career five-hit contest on June 12 at El Paso
- Recalled by the Rockies on Sept. 1, blasted his first Major League home run the next day at Cincinnati
- Batted .390 (16-for-41) with six doubles, two homers, seven RBI and 13 walks over his final 14 games of the season with Colorado, reached base in 30 of his last 55 plate appearances
- Ended the year with a .297 batting average in 27 games with Colorado

2021

- Hit .266 with 30 doubles, 14 home runs and 46 RBI in 91 games for Double-A Hartford
- Second on the Yard Goats in doubles and third in homers
- MiLB.com Organizational All-Star

2020

- Did not play due to the cancellation of the Minor League season



PERSONAL / MISCELLANEOUS INFORMATION

- Full name is Sean Walter Bernard Bouchard
- Parents are Todd and Candace Bouchard
- Favorite player growing up was Derek Jeter
- Likes to surf and play music

- All-Pac-12 team selection in 2017
- College teammates with Jake Bird
- Three-year varsity baseball letterwinner at Cathedral High School in San Diego

Season	League	Team	AVG	G	AB	R	H	2B	3B	HR	RBI	BB	IBB	SO	SB	CS	OBP	SLG	OPS	PA	HBP	SAC	SF	GIDP
2017	A(Short)	BOI	.290	39	155	31	45	11	0	6	27	25	0	41	6	2	.390	.477	.867	183	1	1	1	5
2018	A(Full)	ASH	.257	125	463	77	119	34	2	14	75	41	0	128	22	9	.324	.430	.754	515	7	0	4	6
2019	A+	LAN	.292	91	349	50	102	28	2	13	68	33	0	102	8	4	.354	.496	.850	391	3	1	5	6
2021	AA	HFD	.266	91	342	58	91	30	3	14	46	33	0	101	8	4	.336	.494	.830	381	4	0	2	6
2022	AAA	ABQ	.300	69	260	61	78	15	6	20	56	44	0	70	12	2	.404	.635	1.039	312	4	0	4	3
2022	MLB	COL	.297	27	74	9	22	6	0	3	11	21	0	25	0	0	.454	.500	.954	97	1	0	1	1
2023	ROK	A-RCK	.000	1	2	0	0	0	0	0	1	0	0	0	0	0	.333	.000	.333	3	1	0	0	0
2023	A+	SPO	.333	5	18	2	6	2	0	1	4	0	0	5	0	0	.368	.611	.979	19	1	0	0	1
2023	AAA	ABQ	.222	16	54	11	12	2	0	1	6	17	0	14	5	0	.408	.315	.723	71	0	0	0	1
2023	MLB	COL	.316	21	38	11	12	2	0	4	7	4	0	14	0	1	.372	.684	1.056	43	0	0	1	0
2023	Minors	3 Teams	.243	22	74	13	18	4	0	2	11	17	0	19	5	0	.398	.378	.776	93	2	0	0	2
Career	ROK	A-RCK	.000	1	2	0	0	0	0	0	1	0	0	0	0	0	.333	.000	.333	3	1	0	0	0
Career	MLB	COL	.304	48	112	20	34	8	0	7	18	25	0	39	0	1	.429	.563	.992	140	1	0	2	1
Career	AAA	ABQ	.287	85	314	72	90	17	6	21	62	61	0	84	17	2	.405	.580	.985	383	4	0	4	4
Career	AA	HFD	.266	91	342	58	91	30	3	14	46	33	0	101	8	4	.336	.494	.830	381	4	0	2	6
Career	A+	2 Teams	.294	96	367	52	108	30	2	14	72	33	0	107	8	4	.355	.501	.856	410	4	1	5	7
Career	A	ASH	.257	125	463	77	119	34	2	14	75	41	0	128	22	9	.324	.430	.754	515	7	0	4	6
Career	A(Short)	BOI	.290	39	155	31	45	11	0	6	27	25	0	41	6	2	.390	.477	.867	183	1	1	1	5
Career	Minors	7 Teams	.276	437	1643	290	453	122	13	69	283	193	0	461	61	21	.356	.492	.848	1875	21	2	16	28





Nick BUSH

LHP

Nick Connor McLeod Bush

BATS	THROWS	HEIGHT	WEIGHT
LEFT	LEFT	6-0	195

BORN: Aug. 23, 1996	OPENING DAY AGE: 27
BIRTHPLACE: Leesburg, GA	SCHOOL: Louisiana State
ACQUIRED: Rockies 8th round selection (246th overall) in the 2018 First-Year Player Draft	

QUICK HITS

- 5th pro season, all with the Rockies
- Missed all of 2023 due to injury
- Eastern League Pitcher of the Week for June 6-12, 2022
- 2021 Northwest League Postseason All-Star
- 2019 and 2021 MiLB.com Organizational All-Star
- Part of the LSU Tigers 2017 College World Series Runner-Up team; pitched 3.1 scoreless innings in Game 1 of the Finals against Florida
- Underwent "Tommy John" surgery in 2016, missing freshman year at LSU

2023

Did not pitch due to injury

2022

- Spent the entire year with Double-A Hartford, compiling a 3.68 ERA (100.1 IP, 41 ER) with a 1.16 WHIP and 98:16 K:BB ratio over 19 starts
- Named the Eastern League's Pitcher of the Week June 12
- Threw a 7-inning complete game on June 2 vs. Reading, allowing four runs, three earned, while taking the loss
- Completed seven frames five times
- Allowed two runs or fewer in 10 of his 19 starts

2021

- Split the season between High-A Spokane and Double-A Hartford, combining for a 3.71 ERA (87.1 IP, 36 ER) WITH A 90:21 K:BB ratio over 17 games, 14 starts
- Began year with Spokane and tossed a 2.58 ERA (52.1 IP, 15 ER) over 10 games, seven starts
- Promoted to Hartford July 6, pitched to a 5.40 ERA (35 IP, 21 ER) over seven starts
- Placed on the IL twice (Aug. 7-24 and Aug. 30-Sept. 29)

2020

- Did not play due to cancellation of the Minor League season
- Spent the entire year with Single-A Asheville, posting a 3.95 ERA (132 IP, 58 ER) with a 132:26 K:BB ratio and 1.22 WHIP over 26 games, 25 starts
- Among South Atlantic League leaders in strikeouts (5th, 132), innings pitched (T-5th, 132) and WHIP (8th, 1.22)
- South Atlantic League Pitcher of the Week, July 28 ... threw a 7.0 complete game, shutout on July 25 at Greensboro, allowing just three hits while fanning seven with no walks

PERSONAL / MISCELLANEOUS INFORMATION

- Full name is Nicklaus Conner McLeod Bush
- Son of Chad and Tracy ... has three siblings
- Married his wife, Hannah, Nov. 12, 2022 ... Has one daughter, Emory, born Nov. 23, 2023
- Majored in sport administration at LSU
- Teammates with the Tigers' Alex Lange and Rangers' Josh Smith while at LSU
- 2015 graduate of Lee County High School in Leesburg, GA
- 2015 Perfect and Under Armour All-American
- Rated as the 224th best prospect by Perfect Game in the 2015 class

Season	League	Team	W	L	ERA	G	GS	CG	SHO	SV	SVO	IP	H	R	ER	HR	HB	BB	IBB	SO	WHIP	AVG
2018	A(Short)	BCI	2	3	4.34	9	9	0	0	0	0	37.1	48	18	18	2	0	10	0	28	1.55	.316
2019	A(Full)	ASH	9	9	3.95	26	25	1	1	0	0	132.0	135	66	58	13	7	26	0	132	1.22	.263
2021	A+	SPO	4	2	2.58	10	7	0	0	1	1	52.1	40	15	15	3	0	9	0	60	0.94	.211
2021	AA	HFD	0	4	5.40	7	7	0	0	0	0	35.0	51	24	21	4	0	12	0	30	1.80	.342
2021	Minors	2 Teams	4	6	3.71	17	14	0	0	1	1	87.1	91	39	36	7	0	21	0	90	1.28	.268
2022	AA	HFD	7	6	3.68	19	19	1	0	0	0	100.1	100	45	41	17	3	16	0	98	1.16	.256
Career	AA	HFD	7	10	4.12	26	26	1	0	0	0	135.1	151	69	62	21	3	28	0	128	1.32	.280
Career	A+	SPO	4	2	2.58	10	7	0	0	1	1	52.1	40	15	15	3	0	9	0	60	0.94	.211
Career	A	ASH	9	9	3.95	26	25	1	1	0	0	132.0	135	66	58	13	7	26	0	132	1.22	.263
Career	A(Short)	BOI	2	3	4.34	9	9	0	0	0	0	37.1	48	18	18	2	0	10	0	28	1.55	.316
Career	Minors	4 Teams	22	24	3.86	71	67	2	1	1	1	357.0	374	168	153	39	10	73	0	348	1.25	.268





Matt CARASITI

RHP

Matthew Joseph Carasiti

BATS	THROWS	HEIGHT	WEIGHT
RIGHT	RIGHT	6-2	205

BORN: July, 23, 1991 OPENING DAY AGE: 32

BIRTHPLACE: New Britain, CT SCHOOL: St. John's

ACQUIRED: Signed by Rockies to a minor league contract Jan. 29, 2024

QUICK HITS

- 11th pro season, Rockies are fifth MLB organization (Cubs, Mariners, Red Sox and Giants)
- Originally drafted by the Rockies in the 6th round of the 2012 MLB First-Year Player Draft
- Contract purchased by Colorado on May 21, 2023, and pitched that afternoon at Texas, marking his first MLB action since Oct. 2, 2016, also with the Rockies
- Picked up his first Major League save on June 12, 2023 at Boston
- Played for the Isotopes in 2016, 2017 and 2023; compiled a 0.00 ERA (7.0 IP, 0 ER) over six appearances in '16, a 2.37 ERA (30.1 IP, 8 ER) over 27 games in '17 and a 3.33 ERA (27 IP, 10 ER) over 25 games in '23
- Has recorded a save with Albuquerque under three different presidential administrations (2016, 2017, 2023)
- Entering 2024, over parts of three MLB seasons (2016 and 2023, Rockies; 2019, Mariners), has compiled 6.89 career ERA (49.2 IP, 38 ER) over 46 appearances and five starts
- Made MLB debut Aug. 12, 2016, at Philadelphia (2.0 IP, 2 R, 1 ER, 4 H, 2 K, 1 BB); first batter faced was Peter Bourjos, who flew out; first strikeout was Maikel Franco
- Named a Midseason All-Star in 2016 (Eastern League, Hartford) and 2017 (Pacific Coast League, Iowa) and Postseason All-Star in 2016 (Eastern League, Hartford)
- Traded from the Rockies to the Cubs June 26, 2017, in exchange for LHP Zac Rosscup; released by Chicago Nov. 30, 2017
- Played the 2018 season in Japan for the Yakult Swallows of the Nippon Professional Baseball League; compiled a 3.99 ERA (103.2 IP, 46 ER) over 39 games
- Signed by the Cubs Jan. 3, 2019; Released by the Cubs June 6, 2019; signed to a minor league contract by the Mariners in June 7, 2019
- Elected free agency on Nov. 4, 2019, and then signed a minor league contract with the Giants Jan. 6, 2020
- Underwent "Tommy John" surgery in March 2020; missed the 2020 and 2021 seasons recovering
- Released by the Giants March 26, 2020
- Agreed to a minor league contract with the Red Sox Jan. 22, 2021; Did not play a game with the Red Sox organization; elected free agency Nov. 7, 2021
- Signed to a minor league contract with the Giants for a second time Jan. 22, 2022; released by Giants July 17, 2022
- Signed a deal with the Long Island Ducks of the Atlantic League Aug. 12, 2022; Appeared in nine games and pitched to a 1.59 ERA (11.1 IP, 2 ER)
- Signed by the Rockies as a Minor League free agent on Dec. 15, 2022 and then again Jan. 29, 2024

2023

- Began the season with Triple-A Albuquerque, posting a 4.00 ERA in 16 games
- Contract purchased by Colorado on May 21 and pitched that afternoon at Texas, marking his first MLB action since Oct. 2, 2016, also with the Rockies
- Worked in 14 games out of the Rockies bullpen, allowing 17 ER in 21.2 IP
- Fifteen of his earned runs came across a three-outing span (May 21 at Texas, June 18 at Atlanta, June 24 vs. Anaheim), surrendered just two earned runs across 18.1 IP in his other 11 outings
- Recorded his first Major League save on June 12 at Boston, scoreless 10th inning
- Placed on the Injured List on June 30 with right shoulder inflammation
- Joined the ACL Rockies on a rehab assignment Aug. 15, pitched twice then returned to Albuquerque
- Upon rejoining the Isotopes, twirled five consecutive scoreless outings from Aug. 22-Sept. 3
- Saved a 2-0 win at Sacramento on Aug. 31, meaning he has recorded a save as an Isotope under three different presidential administrations (2016, 2017, 2023)
- Recalled on Sept. 16 and pitched twice in that series vs. San Francisco, 2.2 scoreless
- Ended with a 3.33 ERA in 25 games for Albuquerque (27.0 IP, 10 ER)

2022

- Signed to a minor league contract with the Giants for a second time Jan. 22
- Non-roster invitee to Giants spring training
- Compiled an 8.31 ERA (21.2 IP, 20 ER) over 23 games with Triple-A Sacramento
- Placed on the IL June 11; released by the Giants June 17
- Signed a deal with the Long Island Ducks of the Atlantic League Aug. 12, 2022; Appeared in nine games and pitched to a 1.59 ERA (11.1 IP, 2 ER)
- Signed by the Rockies as a Minor League free agent on Dec. 15



2021

- Agreed to a minor league contract with the Red Sox Jan. 22; Did not play a game with the Red Sox organization after recovering from "Tommy John" surgery; elected free agency Nov. 7, 2021

2020

- Signed a minor league contract with the Giants Jan. 6
 - Underwent "Tommy John" surgery in March; missed the 2020 season recovering

PERSONAL / MISCELLANEOUS INFORMATION

- Full name is Matthew Joseph Carasiti
- Was the director of pitching for the "Spin Lab" for Swanson Baseball Instruction in Berlin, CT
- Son of Keith and Dawn; has a younger brother, Brandon
- Played in three-straight NCAA Tournaments with St. Johns, 2010-12, including a 2012 Super Regional appearance
- Two-time Big East Champion, 2010 and 2012; earned the 2012 Jack Kaiser award, the Big East Tournament's Most Outstanding Player
- Majored in criminal justice
- Played for the 2011 Yarmouth-Dennis Red Sox of the Cape Cod League

Season	League	Team	W	L	ERA	G	GS	CG	SHO	SV	SVO	IP	H	R	ER	HR	HB	BB	IBB	SO	WHIP	AVG
2012	ROK	GJ	3	4	4.37	14	14	0	0	0	0	68.0	80	45	33	6	4	20	0	34	1.47	.295
2013	A(Full)	ASH	2	10	7.94	20	20	0	0	0	0	93.0	136	93	82	9	6	43	0	60	1.92	.341
2014	A(Full)	ASH	6	2	3.08	46	0	0	0	2	8	76.0	71	31	26	6	1	28	1	76	1.30	.247
2015	A(Adv)	MOD	3	7	3.02	49	0	0	0	22	24	56.2	54	28	19	3	2	22	1	57	1.34	.251
2016	AA	HFD	0	2	2.31	38	0	0	0	29	33	39.0	28	13	10	5	1	7	1	43	0.90	.200
2016	AAA	ABQ	0	0	0.00	6	0	0	0	2	2	7.0	2	0	0	0	1	2	0	5	0.57	.091
2016	MLB	COL	1	0	9.19	19	0	0	0	0	0	15.2	25	17	16	1	3	11	0	17	2.30	.373
2016	Minors	2 Teams	0	2	1.96	44	0	0	0	31	35	46.0	30	13	10	5	2	9	1	48	0.85	.185
2017	AAA	ABO	1	1	2.37	27	0	0	0	13	16	30.1	31	9	8	1	0	13	0	43	1.45	.263
2017	AAA	IOW	0	2	4.66	19	0	0	0	8	9	19.1	18	10	10	1	0	10	0	25	1.45	.254
2017	Minors	2 Teams	1	3	3.26	46	0	0	0	21	25	49.2	49	19	18	2	0	23	0	68	1.45	.259
2017	AAA	2 Teams	1	3	3.26	46	0	0	0	21	25	49.2	49	19	18	2	0	23	0	68	1.45	.259
2019	AAA	IOW	1	1	2.67	16	0	0	0	1	2	27.0	20	11	8	1	3	11	0	23	1.15	.204
2019	AAA	TAC	1	0	4.96	15	0	0	0	4	4	16.1	19	11	9	3	0	7	0	17	1.59	.279
2019	MLB	SEA	0	1	4.66	11	5	0	0	0	0	9.2	11	6	5	2	0	5	0	10	1.66	.297
2019	Minors	2 Teams	2	1	3.53	31	0	0	0	5	6	43.1	39	22	17	4	3	18	0	40	1.32	.235
2019	AAA	2 Teams	2	1	3.53	31	0	0	0	5	6	43.1	39	22	17	4	3	18	0	40	1.32	.235
2022	AAA	SAC	3	2	8.31	23	0	0	0	1	4	21.2	30	20	20	4	3	14	2	28	2.03	.323
2023	ROK	A-RCK	1	0	4.50	2	0	0	0	0	0	2.0	2	1	1	0	0	1	0	4	1.50	.250
2023	AAA	ABQ	2	1	3.33	25	0	0	0	2	2	27.0	28	10	10	1	1	12	1	26	1.48	.269
2023	MLB	COL	1	0	6.29	16	0	0	0	1	2	24.1	28	19	17	3	1	11	0	16	1.60	.292
2023	Minors	2 Teams	3	1	3.41	27	0	0	0	2	2	29.0	30	11	11	1	1	13	1	30	1.48	.268
Career	ROK	2 Teams	4	4	4.37	16	14	0	0	0	0	70.0	82	46	34	6	4	21	0	38	1.47	.294
Career	MLB	2 Teams	2	1	6.89	46	5	0	0	1	2	49.2	64	42	38	6	4	27	0	43	1.83	.320
Career	AAA	4 Teams	8	7	3.93	131	0	0	0	31	39	148.2	148	71	65	11	8	69	3	167	1.46	.258
Career	AA	HFD	0	2	2.31	38	0	0	0	29	33	39.0	28	13	10	5	1	7	1	43	0.90	.200
Career	A+	MOD	3	7	3.02	49	0	0	0	22	24	56.2	54	28	19	3	2	22	1	57	1.34	.251
Career	A	ASH	8	12	5.75	66	20	0	0	2	8	169.0	207	124	108	15	7	71	1	136	1.64	.302
Career	Minors	9 Teams	23	32	4.39	300	34	0	0	84	104	483.1	519	282	236	40	22	190	6	441	1.47	.274





Julio CARRERAS

INF

Julio Alberto Carreras

BATS	THROWS	HEIGHT	WEIGHT
RIGHT	RIGHT	6-1	190

BORN: Jan. 22, 2000 OPENING DAY AGE: 24

BIRTHPLACE: Sabana Grande de Boya, D.R.

ACQUIRED: Signed by Rockies as an international free agent on Feb. 24, 2018

QUICK HITS

- 6th professional season, all with the Rockies organization
- Signed as an international free agent for \$15,000 on Feb. 24, 2018
- Promoted to Triple-A Sept. 6, 2023, for first time and made debut same day, recording two hits and an RBI against Reno
- Led all of Minor League Baseball with 42 doubles in 2022
- Added to the Rockies 40-man roster following the 2022 season
- Northwest League Post-Season All-Star in 2022
- Led the Northwest League in hits (116), while finishing second in batting average (.289) and extra-base hits (50) in 2022
- Has reached double-digits in stolen bases in every professional season
- Underwent shoulder surgery in the 2020 offseason

2022

- Between 104 games with Double-A Hartford and Triple-A Albuquerque, slashed .238/.324/.340 with 17 doubles, one triple, six homers, 38 RBI and 14 stolen bases while tallying a 95:43 K:BB ratio
- Played 88 games for Hartford and compiled a .235/.316/.334 slash line with 14 doubles, one triple, five homers, 31 RBI and 13 stolen bases in 14 attempts
- Tallied six-game hitting streak to begin season with the Yard Goats; In July, slashed .297/.357/.473 while tallying seven multi-hit games
- Promoted to Albuquerque Sept. 6 and played in 16 games; Slashed .255/.371/.373 and recorded three doubles, one homer and seven RBI
- Recorded four-game hit streak to begin Isotopes tenure
- Hit first Triple-A homer Sept. 22 vs. Oklahoma City off right-handed pitcher Kendall Williams
- Played for the Gigantes Del Cibao of the Dominican Winter League; slashed .304/.388/.849 with 21 RBI in 28 games

2022

- Slashed .289/.352/.473 with 37 doubles, two triples, 11 homers and 59 RBI in 110 games with High-A Spokane, also went 17-for-22 in stolen base attempts
- Promoted to Double-A Hartford on Aug. 23, batted .233 with 13 RBI in 19 contests for the Yard Goats
- His 42 total doubles between Spokane and Hartford ranked first in all of Minor League Baseball
- Named a Northwest League Post-Season All-Star
- Led the Northwest League in hits (116), while finishing second in the circuit in batting average (.289) and XBH (50)
- Was Northwest League Player of the Week for May 17-22, had a trio of multi-hit games and also homered three times during that series vs. Eugene
- Hit a walk-off three-run homer on July 4 vs. Tri-City, capping a game where he went 3-for-5 with five RBI
- Compiled a 15-game hit streak from June 28-July 15, slashing .448/.508/.759 with 12 doubles, two homers and 14 RBI during the stretch
- Added to Colorado's 40-man roster following the conclusion of the campaign

2021

- Spent the entire year with Single-A Fresno, compiling a slash line of .254/.306/.392 with 19 doubles, five triples, seven home runs, 44 RBI and 15 stolen bases in 94 ballgames
- Appeared in three of the Grizzlies' postseason contests, going 2-for-10
- Had four three-hit contests in a span of 12 games played from Aug. 4-19

2020

- Did not play due to cancellation of the Minor League season
- Underwent shoulder surgery during the offseason

2019

- Slashed .294/.369/.466 with 14 doubles, eight triples, five home runs, 38 RBI and 14 steals in 67 games for Advanced-Rookie level Grand Junction
- Racked up 20 multi-hit contests
- Went 4-for-6 in a playoff game at Ogden on Sept. 9



Season	League	Team	AVG	G	AB	R	H	2B	3B	HR	RBI	BB	IBB	SO	SB	CS	OBP	SLG	OPS	PA	HBP	SAC	SF	GDP
2018	ROK	D-RCK	.252	41	135	32	34	5	3	3	14	23	0	28	8	6	.392	.400	.792	168	8	2	0	0
2018	ROK	D-COL	.344	27	93	26	32	6	4	3	17	8	0	18	8	7	.407	.591	.998	113	4	5	3	1
2018	Minors	2 Teams	.289	68	228	58	66	11	7	6	31	31	0	46	16	13	.398	.478	.876	281	12	7	3	1
2018	ROK	2 Teams	.289	68	228	58	66	11	7	6	31	31	0	46	16	13	.398	.478	.876	281	12	7	3	1
2019	ROA	GJ	.294	67	262	51	77	14	8	5	38	25	0	63	14	8	.369	.466	.835	307	9	6	5	3
2021	A	FRE	.254	94	362	61	92	19	5	7	44	24	0	102	15	4	.306	.392	.698	404	5	8	5	9
2022	A+	SPO	.289	110	402	59	116	37	2	11	59	31	0	106	17	5	.352	.473	.825	450	9	7	1	7
2022	AA	HFD	.233	19	60	11	14	5	1	0	13	5	0	21	2	0	.303	.350	.653	68	1	2	0	1
2022	Minors	2 Teams	.281	129	462	70	130	42	3	11	72	36	0	127	19	5	.346	.457	.803	518	10	9	1	8
2023	AA	HFD	.235	88	311	48	73	14	1	5	31	33	0	81	13	1	.316	.334	.650	356	5	4	2	8
2023	AAA	ABQ	.255	16	51	8	13	3	0	1	7	10	0	14	1	2	.371	.373	.744	62	0	0	1	4
2023	Minors	2 Teams	.238	104	362	56	86	17	1	6	38	43	0	95	14	3	.324	.340	.664	418	5	4	3	12
Career	ROK	2 Teams	.289	68	228	58	66	11	7	6	31	31	0	46	16	13	.398	.478	.876	281	12	7	3	1
Career	ROA	GJ	.294	67	262	51	77	14	8	5	38	25	0	63	14	8	.369	.466	.835	307	9	6	5	3
Career	AAA	ABQ	.255	16	51	8	13	3	0	1	7	10	0	14	1	2	.371	.373	.744	62	0	0	1	4
Career	AA	HFD	.235	107	371	59	87	19	2	5	44	38	0	102	15	1	.314	.337	.651	424	6	6	2	9
Career	A+	SPO	.289	110	402	59	116	37	2	11	59	31	0	106	17	5	.352	.473	.825	450	9	7	1	7
Career	A	FRE	.254	94	362	61	92	19	5	7	44	24	0	102	15	4	.306	.392	.698	404	5	8	5	9
Career	Minors	7 Teams	.269	462	1676	296	451	103	24	35	223	159	0	433	78	33	.344	.422	.766	1928	41	34	17	33





Angel CHIVILLI

RHP

Angel Chivilli

BATS	THROWS	HEIGHT	WEIGHT
RIGHT	RIGHT	6-2	162

BORN: July 28, 2002 OPENING DAY AGE: 21

BIRTHPLACE: La Victoria, D.R. SCHOOL: -

ACQUIRED: Signed by Rockies as an international free agent July 30, 2018

QUICK HITS

- 5th professional season, all with the Rockies organization
- Added to Colorado's 40-man roster on Nov. 14, 2023
- Fourth in all of MiLB in saves (17) in 2023, leading the Northwest League and all of High-A
- Has 209 strikeouts over 185.1 innings entering 2024
- First 20 appearances of his pro career were starts (last: Sept. 18, 2021, DSL Rockies)

2023

- Made 50 relief appearances for High-A Spokane, totaling a 4-9 record and 5.80 ERA (57.0 IP, 37 ER) with 17 saves in 25 chances
- Struck out 65 batters in 57.0 frames
- Earned the save in seven consecutive outings from July 1-19, unscored upon during the span (7.1 IP)
- Promoted to Double-A Hartford on Sept. 5
- Pitched in three contests for the Yard Goats, allowing one run in 4.0 IP
- Fourth in all of MiLB in saves (17), leading the Northwest League and all of High-A
- Added to the Rockies' 40-man roster after the season ended
- Pitched for Gigantes Del Cibao of the Dominican Winter League; made five appearances, 1.69 ERA (5.1 IP, 1 ER)

2022

- Started the campaign in the Arizona Complex League, compiling a 1.15 ERA (15.2 IP, 2 ER) with 23 strikeouts in nine outings
- Promoted to Low-A Fresno on July 6
- Worked in 23 contests for the Grizzlies, posting a 2.88 ERA (25.0 IP, 8 ER) with six walks and 28 strikeouts
- 10 for 11 in save opportunities with Fresno
- Saved three of four contests to end the regular season from Sept. 8-11 at San Jose
- Pitched twice in the playoffs, totaling three perfect frames

2021

- Was 0-3 with a 3.49 ERA (38.2 IP, 15 ER) in 11 games (eight starts) for the DSL Rockies
- Made the first relief appearance of his career on Sept. 23 against the DSL Phillies

Season	League	Team	AVG	G	AB	R	H	2B	3B	HR	RBI	BB	IBB	SO	SB	CS	OBP	SLG	OPS	PA	HBP	SAC	SF	GDP
2018	ROK	D-ROK	.252	41	135	32	34	5	3	3	14	23	0	28	8	6	.392	.400	.792	168	8	2	0	0
2018	ROK	D-COL	.344	27	93	26	32	6	4	3	17	8	0	18	8	7	.407	.591	.998	113	4	5	3	1
2018	Minors	2 Teams	.289	68	228	58	66	11	7	6	31	31	0	46	16	13	.398	.478	.876	281	12	7	3	1
2018	ROK	2 Teams	.289	68	228	58	66	11	7	6	31	31	0	46	16	13	.398	.478	.876	281	12	7	3	1
2019	ROA	GJ	.294	67	262	51	77	14	8	5	38	25	0	63	14	8	.369	.466	.835	307	9	6	5	3
2021	A	FRE	.254	94	362	61	92	19	5	7	44	24	0	102	15	4	.306	.392	.698	404	5	8	5	9
2022	A+	SPO	.289	110	402	59	116	37	2	11	59	31	0	106	17	5	.352	.473	.825	450	9	7	1	7
2022	AA	HFD	.233	19	60	11	14	5	1	0	13	5	0	21	2	0	.303	.350	.653	68	1	2	0	1
2022	Minors	2 Teams	.281	129	462	70	130	42	3	11	72	36	0	127	19	5	.346	.457	.803	518	10	9	1	8
2023	AA	HFD	.235	88	311	48	73	14	1	5	31	33	0	81	13	1	.316	.334	.650	356	5	4	2	8
2023	AAA	ABO	.255	16	51	8	13	3	0	1	7	10	0	14	1	2	.371	.373	.744	62	0	0	1	4
2023	Minors	2 Teams	.238	104	362	56	86	17	1	6	38	43	0	95	14	3	.324	.340	.664	418	5	4	3	12
Career	ROK	2 Teams	.289	68	228	58	66	11	7	6	31	31	0	46	16	13	.398	.478	.876	281	12	7	3	1
Career	ROA	GJ	.294	67	262	51	77	14	8	5	38	25	0	63	14	8	.369	.466	.835	307	9	6	5	3
Career	AAA	ABO	.255	16	51	8	13	3	0	1	7	10	0	14	1	2	.371	.373	.744	62	0	0	1	4
Career	AA	HFD	.235	107	371	59	87	19	2	5	44	38	0	102	15	1	.314	.337	.651	424	6	6	2	9
Career	A+	SPO	.289	110	402	59	116	37	2	11	59	31	0	106	17	5	.352	.473	.825	450	9	7	1	7
Career	A	FRE	.254	94	362	61	92	19	5	7	44	24	0	102	15	4	.306	.392	.698	404	5	8	5	9
Career	Minors	7 Teams	.269	462	1676	296	451	103	24	35	223	159	0	433	78	33	.344	.422	.766	1928	41	34	17	33



Organization
2024 Isotopes
2023 In Review
Colorado Rockies
Opponents
Isotopes Records
Copa
ABQ Pro Baseball
History
Media Information



Daniel COPE

C

Daniel James Cope

BATS	THROWS	HEIGHT	WEIGHT
RIGHT	RIGHT	6-0	195

BORN: <i>June. 15, 1997</i>	OPENING DAY AGE: <i>26</i>
BIRTHPLACE: <i>San Diego, CA</i>	SCHOOL: <i>Cal State Fullerton</i>
ACQUIRED: <i>Rockies 13th round selection in the 2019 First-Year Player Draft</i>	

QUICK HITS

- 5th pro season, all with the Rockies
- Appeared in 42 games for Triple-A Albuquerque in 2023, compiled a .319/.401/.475 slash line with 10 doubles, four long balls and 29 RBI
- In 11 games at Southwest University Park (at El Paso), batted .425 with seven doubles, two homers and 12 RBI
- Part of the 2017 Cal State Fullerton team to appear in the College World Series
- 2018 Big West Conference honorable mention

2023

- Appeared in 42 games for Triple-A Albuquerque, compiled a .319/.401/.475 slash line with 10 doubles, four long balls and 29 RBI
- Set career-highs with four hits and four RBI on April 11 at El Paso
- Compiled another four RBI game, including a home run, on April 14 at El Paso
- Back-to-back multi-hit games on three occasions: April 13-14 and Sept. 13-14 at El Paso, May 26-28 vs. Round Rock
- In 11 games at Southwest University Park, batted .425 with seven doubles, two homers and 12 RBI
- Registered two doubles in a contest for the first time on Sept. 21 vs. Oklahoma City
- Was inactive for a total of 57 contests (three stints on the development list, also missed a month while on IL)
- Reached base in 33 of 42 games played
- Played first base for the first time in his professional career on Aug. 6 vs. Las Vegas

2022

- Spent entire year with Double-A Hartford, slashing .252/.317/.450 with seven doubles and seven homers over 44 games and 151 at-bats
- Had a hit in 30 of his 44 games

2021

- Spent entire year with High-A Spokane, slashing .278/.390/.391 with three doubles and four homers over 41 games at 133 at-bats
- His .278 batting average set a career high

2020

- Did not play due to cancellation of the Minor League season

2019

- Made pro debut with Short-Season Boise and played 45 games; slashed .222/.374/.313 with seven doubles and two homers with a 37:32 K:BB ratio

PERSONAL / MISCELLANEOUS INFORMATION

- Son of Jim and Michelle ... Has older brother, Jake, and younger sister, Katrina
- 2016 graduate of Mt. Carmel High School in San Diego, CA
- Favorite athletes growing up were Derek Jeter and Muhammad Ali
- Four-year letterwinner; First-Team All-League as junior and season
- Grew up a Padres fan
- Favorite band is Florida Georgia Line

Season	League	Team	AVG	G	AB	R	H	2B	3B	HR	RBI	BB	IBB	SO	SB	CS	OBP	SLG	OPS	PA	HBP	SAC	SF	GDP
2019	A(Short)	BOI	.222	45	144	15	32	7	0	2	11	32	0	37	2	0	.374	.313	.687	180	3	1	0	4
2021	A+	SPO	.278	41	133	19	37	3	0	4	19	23	0	32	3	3	.390	.391	.781	160	2	1	1	3
2022	AA	HFD	.252	44	151	20	38	7	1	7	26	14	0	45	1	0	.317	.450	.767	167	1	0	1	1
2023	AAA	ABQ	.319	42	141	22	45	10	0	4	29	20	0	46	0	0	.401	.475	.876	167	2	0	4	1
Career	AAA	ABQ	.319	42	141	22	45	10	0	4	29	20	0	46	0	0	.401	.475	.876	167	2	0	4	1
Career	AA	HFD	.252	44	151	20	38	7	1	7	26	14	0	45	1	0	.317	.450	.767	167	1	0	1	1
Career	A+	SPO	.278	41	133	19	37	3	0	4	19	23	0	32	3	3	.390	.391	.781	160	2	1	1	3
Career	A(Short)	BOI	.222	45	144	15	32	7	0	2	11	32	0	37	2	0	.374	.313	.687	180	3	1	0	4
Career	Minors	4 Teams	.267	172	569	76	152	27	1	17	85	89	0	160	6	3	.371	.408	.779	674	8	2	6	9





Jeff CRISWELL

RHP

Jeffrey Kelley Criswell

BATS	THROWS	HEIGHT	WEIGHT
RIGHT	RIGHT	6-4	225

BORN: March 10, 1999 OPENING DAY AGE: 25
 BIRTHPLACE: Portage, MI SCHOOL: Michigan
 ACQUIRED: Traded to Rockies from Oakland in exchange for RHP Chad Smith, Dec. 6, 2022

QUICK HITS

- 4th pro season, Rockies are his second organization (Athletics)
- Selected by the Athletics in the 2nd round (58th overall) of the 2020 MLB First-Year Player Draft
- Traded to Colorado from Oakland in exchange for Chad Smith, Dec. 6, 2022
- In 2023, finished third in the PCL in strikeouts (135), fourth in starts (26) and seventh in innings pitched (121.0)
- His 135 strikeouts last year rank fourth in single-season history for an Isotopes pitcher
- Walked 71 batters in 2023, tied with Ryan Castellani (2021) for most in a campaign by an Albuquerque hurler
- His 101 earned runs surrendered last year are second-most all-time for an Isotope, behind Bobby Keppel (106) in 2008
- 2022 MiLB.com Organizational All-Star, Oakland
- Played for the 2021 Mesa Solar Sox of the Arizona Fall League
- Part of the 2019 University of Michigan College World Series runner-up team; lost to Vanderbilt
- 2019 All-Big 10 First-Team selection
- Named to the 2019 USA Collegiate Baseball team
- Teammates with fellow Rockies RHP Karl Kauffmann for two years, 2018-19, at the University of Michigan

2023

- Spent the entire season with Triple-A Albuquerque, going 5-10 with a 7.31 ERA over 29 games (26 starts)
- Over his final seven appearances, compiled a 3.79 ERA with 44 strikeouts in 38.0 IP
- Worked 7.2 innings of one-run ball on Aug. 20 vs. El Paso, the longest outing for any Isotope hurler since 2019
- Fanned a season-best nine batters twice: July 1 vs. El Paso and Sept. 1 at Sacramento
- Allowed one earned run or fewer in three consecutive outings Aug. 15-26
- Issued at least three walks in 12 of 29 outings, including three separate instances of five free passes: June 25 at Reno, July 22 at Sugar Land and Aug. 15 vs. El Paso
- Allowed at least three home runs four times
- Made shortest start of pro career July 16 vs. Salt Lake (1.0 IP), previous shortest outing set April 19 vs. OKC (1.2 IP)
- Set career highs in runs (12), earned runs (12) and homers (4) at El Paso April 13; The 12 runs allowed tied for the second-most in a game by an Isotopes starter in club history (Kenny Baugh, 12 runs at Round Rock Aug. 30, 2007)

2022

- Split the season between three levels (Triple-A Las Vegas, Double-A Midland and High-A Lansing), combining for a 4.03 ERA (118.1 IP, 53 ER) with a 119:45 K:BB ratio over 24 games, 21 starts
- Began year with High-A Lansing and made 10 starts, posting a 3.78 ERA (50 IP, 21 ER)
- Promoted to Double-A Midland June 14; appeared in 12 games, nine starts, and compiled a 4.21 ERA (57.2 IP, 27 ER)
- Promoted to Triple-A Las Vegas Sept. 20; made just starts, combining for 10.2 innings, five runs, three walks, 10 hits while fanning four
- Allowed two runs or fewer in 14 games

2021

- Made pro debut with High-A Lansing, making five starts with a 4.50 ERA (12 IP, 6 ER) with a 12:4 K:BB ratio
- Made just one start before being placed on IL from May 12-August 27 with a right shoulder strain

2020

- Did not play due to cancellation of the Minor League season
- Participated in the Athletics Alt-Site

PERSONAL / MISCELLANEOUS INFORMATION

- Full name is Jeffrey Kelley Criswell
- Son of Brian and Patti, has one sister who swam at Bowling Green University
- Father Brian played baseball for Western Michigan University
- Mother Patti is a child and family psychologist and an award-winning children's author specializing in young girl's development
- Enrolled in College of Literature, Science and the Arts and majored in Sport Management at Michigan
- Michigan's Friday night starter before the cancellation of the 2020 season
- Led 2018 Michigan pitchers with 24 appearances
- 2017 graduate of Portage Central High School in Portage, MI; named to the 2017 Rawlings/Perfect Game Honorable Mention All-American Central Region First-Team



Season	League	Team	W	L	ERA	G	GS	CG	SHO	SV	SVO	IP	H	R	ER	HR	HB	BB	IBB	SO	WHIP	AVG
2021	A+	LAN	0	0	4.50	5	5	0	0	0	0	12.0	9	6	6	1	1	4	0	12	1.08	.200
2022	A+	LAN	2	3	3.78	10	10	1	1	0	0	50.0	37	24	21	7	3	18	0	58	1.10	.206
2022	AA	MID	2	6	4.21	12	9	0	0	0	0	57.2	61	28	27	6	0	24	0	57	1.47	.274
2022	AAA	LV	0	1	4.22	2	2	0	0	0	0	10.2	10	5	5	0	0	3	0	4	1.22	.263
2022	Minors	3 Teams	4	10	4.03	24	21	1	1	0	0	118.1	108	57	53	13	3	45	0	119	1.29	.245
2023	AAA	ABQ	5	10	7.51	29	26	0	0	0	0	121.0	140	105	101	32	5	71	2	135	1.74	.286
Career	AAA	2 Teams	5	11	7.25	31	28	0	0	0	0	131.2	150	110	106	32	5	74	2	139	1.70	.285
Career	AA	MID	2	6	4.21	12	9	0	0	0	0	57.2	61	28	27	6	0	24	0	57	1.47	.274
Career	A+	LAN	2	3	3.92	15	15	1	1	0	0	62.0	46	30	27	8	4	22	0	70	1.10	.204
Career	Minors	4 Teams	9	20	5.73	58	52	1	1	0	0	251.1	257	168	160	46	9	120	2	266	1.50	.264





John CURTISS

RHP

John Pickens Curtiss

BATS	THROWS	HEIGHT	WEIGHT
RIGHT	RIGHT	6-5	220

BORN: April 5, 1993 OPENING DAY AGE: 30

BIRTHPLACE: Dallas, TX SCHOOL: Texas

ACQUIRED: Signed by Rockies to minor league free agent contract Jan. 25, 2023

QUICK HITS

- 10th pro season, Rockies are eighth MLB organization (Twins, Angels, Phillies, Rays, Marlins, Brewers, Mets)
- Made Mets 2023 Opening Day roster; shuffled between New York (4.58 ERA, 19.2 IP, 10 ER) and Triple-A Syracuse four times
- Underwent Tommy John Surgery after the 2021 campaign, missed all of 2022
- Was a standout in Marlins bullpen in 2021, compiling a 2.48 ERA (40.0 IP, 11 ER) with nine walks and 40 strikeouts
- Winning pitcher in Game 4 of the 2020 World Series against the Dodgers, tossed a scoreless ninth before Tampa Bay rallied on Brett Phillips' base hit and error
- Was one of Tampa Bay's stalwart relievers in truncated 2020 campaign, going 3-0 with a 1.80 ERA (25.0 IP, 5 ER) in 17 games (three starts)
- Made his Major League debut Aug. 25, 2017 for Minnesota, worked a perfect ninth to close out the Twins' 6-1 victory at Toronto, struck out Steve Pearce
- In 91 career big league games entering 2024 (Twins, Angels, Rays, Marlins, Brewers, Mets), has a 3.81 ERA with 103 strikeouts in 106.1 IP
- 373 strikeouts over 307.0 innings in the minors
- 2017 Southern League Mid-Season All-Star
- 2017 MiLB.com Organizational All-Star (Twins)
- Picked in sixth round of the 2014 by Minnesota
- 30th round selection by Colorado in 2011, did not sign and pitched collegiately at Texas

2023

- Was on the Mets' Opening Day roster
- Optioned four times and recalled thrice over the course of the season
- In 15 appearances for New York, posted a 4.58 ERA (19.2 IP, 10 ER)
- Worked in 18 contests for Triple-A Syracuse, struggling to a 7.17 ERA (21.1 IP, 17 ER)
- Placed on the Injured List Aug. 14 with a loose body in his right elbow, underwent season-ending surgery
- Outrighted off the 40-man roster Nov. 2 and elected free agency

2022

- Signed a Major League contract with the Mets on April 6, but missed the entire campaign while recovering from "Tommy John" Surgery

2021

- Traded to Miami on Feb. 17 in exchange for infielder Evan Edwards
- Was a standout in the Marlins bullpen, compiling a 2.48 ERA (40.0 IP, 11 ER) with nine walks and 40 strikeouts
- Eight consecutive scoreless outings from April 7-25
- Acquired by Milwaukee via trade July 30 in exchange for catcher Payton Henry
- Recorded just two outs in his Brewers debut July 31 at Atlanta; allowed five earned runs including a grand slam to Dansby Swanson
- Surrendered eight runs in 4.1 innings over six appearances with the Brewers
- Suffered a torn UCL and placed on the Injured List on Aug. 11
- Underwent Tommy John Surgery on September 7th

2020

- Signed a Minor League deal with the Rays on Feb. 3
- Was one of Tampa Bay's stalwart relievers in the truncated campaign, going 3-0 with a 1.80 ERA (25.0 IP, 5 ER) in 17 games (three starts)
- Walked only three batters while striking out 25
- Fanned four in two perfect frames in his season debut Aug. 9 vs. New York (AL)
- Pitched in nine of the Rays' 20 postseason games, allowed seven runs in 10.0 IP
- Playoff numbers were inflated due to giving up five runs while recording only two outs in Game 1 of the Division Series vs. New York, grand slam by Giancarlo Stanton
- Was used as an "opener" in Game 4 of the ALCS against Houston, allowed a leadoff homer to George Springer then retired the next four hitters
- Earned the victory in Game 4 of the World Series against the Dodgers; worked a scoreless ninth before the Rays walked off on a base hit by Brett Phillips



PERSONAL / MISCELLANEOUS INFORMATION

- Parents are Ken and Elizabeth Curtiss
 - Favorite athletes growing up were Nolan Ryan, Bob Gibson and Greg Maddux
 - Double majored in English and history
 - Lettered twice at Southlake High School (TX), was team captain his senior year

- Compiled a 9-0 record and 0.96 ERA with 101 strikeouts in 72.2 IP as a senior
 - Found out he was traded from Tampa Bay to Miami on the day he reported to Rays' Spring Training camp in 2021
 - Pitched in the 2020 World Series at Globe Life Field in his hometown of Arlington

Season	League	Team	W	L	ERA	G	GS	CG	SHO	SV	SVO	IP	H	R	ER	HR	HB	BB	IBB	SO	WHIP	AVG	
2014	ROK	ELZ	2	1	2.30	9	6	0	0	0	0	31.1	33	8	8	1	0	7	0	41	1.28	.273	
2015	ROK	G-TWI	1	0	1.13	5	0	0	0	0	0	8.0	7	2	1	0	1	4	0	7	1.38	.233	
2015	A(Full)	CR	3	3	6.07	16	7	0	0	2	3	46.0	62	33	31	10	3	10	0	44	1.57	.323	
2015	Minors	2 Teams	4	3	5.33	21	7	0	0	2	3	54.0	69	35	32	10	4	14	0	51	1.54	.311	
2016	A(Full)	CR	0	0	0.00	6	0	0	0	2	2	8.0	2	0	0	0	1	2	0	17	0.50	.077	
2016	A(Adv)	FTM	0	2	3.06	38	0	0	0	3	3	53.0	42	20	18	0	2	23	1	68	1.23	.220	
2016	Minors	2 Teams	0	2	2.66	44	0	0	0	5	5	61.0	44	20	18	0	3	25	1	85	1.13	.203	
2017	AA	CHA	2	4	2.77	38	1	0	0	13	13	25.0	12	3	2	0	0	12	0	35	0.96	.140	
2017	AAA	ROC	0	0	1.85	18	0	0	0	6	7	24.1	11	5	5	0	0	10	0	33	0.86	.131	
2017	MLB	MIN	0	0	8.31	9	0	0	0	0	0	8.2	9	8	8	2	1	2	0	10	1.27	.257	
2017	Minors	2 Teams	2	0	1.28	39	0	0	0	19	20	49.1	23	8	7	0	0	22	0	68	0.91	.135	
2018	AAA	ROC	2	4	2.77	38	1	0	0	10	12	55.1	41	21	17	3	1	31	1	61	1.30	.200	
2018	MLB	MIN	0	1	5.68	8	0	0	0	0	0	6.1	8	4	4	0	0	4	1	7	1.89	.308	
2019	AAA	SL	2	0	5.91	13	0	0	0	1	1	21.1	20	14	14	4	1	13	0	29	1.55	.247	
2019	AAA	LHV	0	1	10.95	9	1	0	0	0	0	12.1	20	15	15	5	0	9	2	15	2.35	.351	
2019	Minors	2 Teams	2	1	7.75	22	1	0	0	1	1	33.2	40	29	29	9	1	22	2	44	1.84	.290	
2019	AAA	2 Teams	2	1	7.75	22	1	0	0	1	1	33.2	40	29	29	9	1	22	2	44	1.84	.290	
2020	MLB	TB	3	0	1.80	17	3	0	0	2	2	25.0	21	7	5	3	2	3	0	25	0.96	.223	
2021	A+	BEL	0	0	0.00	1	1	0	0	0	0	1.0	0	0	0	0	0	0	0	0	2	0.00	.000
2021	MLB	MIA	3	1	2.48	35	2	0	0	0	0	40.0	34	13	11	4	1	9	0	40	1.08	.227	
2021	MLB	MIL	0	0	12.46	6	0	0	0	0	1	4.1	8	8	6	2	0	3	0	4	2.54	.364	
2021	MLB	2 Teams	3	1	3.45	41	2	0	0	0	1	44.1	42	21	17	6	1	12	0	44	1.22	.244	
2023	AAA	SYR	1	2	7.17	18	0	0	0	0	2	21.1	26	20	17	6	0	10	0	21	1.69	.286	
2023	MLB	NYM	0	0	4.58	15	0	0	0	0	1	19.2	17	10	10	3	0	8	0	16	1.27	.236	
Career	ROK	2 Teams	3	1	2.06	14	6	0	0	0	0	39.1	40	10	9	1	1	11	0	48	1.30	.265	
Career	MLB	6 Teams	6	2	3.81	91	5	0	0	2	4	106.1	99	51	45	14	4	32	1	103	1.23	.243	
Career	AAA	4 Teams	5	7	4.54	96	2	0	0	17	22	134.2	118	75	68	18	2	73	3	159	1.42	.228	
Career	AA	CHA	2	0	0.72	21	0	0	0	13	13	25.0	12	3	2	0	0	12	0	35	0.96	.140	
Career	A+	2 Teams	0	2	3.00	39	1	0	0	3	3	54.0	42	20	18	0	2	23	1	70	1.20	.216	
Career	A	CR	3	3	5.17	22	7	0	0	4	5	54.0	64	33	31	10	4	12	0	61	1.41	.294	
Career	Minors	10 Teams	13	13	3.75	192	16	0	0	37	43	307.0	276	141	128	29	9	131	4	373	1.33	.237	





Dugan DARNELL

RHP

Dugan Tate Darnell			
BATS	THROWS	HEIGHT	WEIGHT
RIGHT	RIGHT	6-2	205
BORN: June 26, 1997		OPENING DAY AGE: 26	
BIRTHPLACE: Northville, MI		SCHOOL: Adrian College	
ACQUIRED: Signed by Rockies as a minor league free agent Feb. 6, 2021			

QUICK HITS

- 4th pro season, all with the Rockies organization
- Was a two-way player at Adrian College (D-III) in Michigan
- In his senior year of college, collected eight saves while posting a 0.39 ERA in 23.0 IP, also batted .314 with four homers that season
- Pitched for the East Side Diamond Hoppers (United Shores Professional Baseball League), Gary Southshore RailCats (American Association), and Rockwood Rivets (Northwoods League) in the summer of 2019
- Returned to pitch for the Diamond Hoppers in 2020
- Signed a Minor League deal with the Rockies on Feb. 6, 2021
- MiLB.com Organizational All-Star in 2021
- Ranked second in the Northwest League and first among all Rockies minor leaguers with 15 saves in 2021
- Pitched in the Australian Winter League following the 2022 campaign

2023

- Began the year with Hartford, posting a 1.55 ERA in 22 outings (29.0 IP, 5 ER) to go along with a 6-1 record and was 7-for-7 in save chances
- Held the opposition scoreless in 18 of 22 appearances
- Fanned three or more batters on six occasions with the Yard Goats
- Promoted to Albuquerque on July 3
- Made his Triple-A debut July 4 at Oklahoma City, allowing a run in one frame (Michael Busch homer, eventual PCL MVP)
- Was 2-0 with a 6.04 ERA (25.1 IP, 17 ER) in 18 games for the Isotopes, allowed seven homers
- Eight consecutive scoreless appearances (12.0 IP) from Aug. 8-Sept. 17

2022

- Spent the entire season with Double-A Hartford, working in 38 contests and going 4-1 with a 5.29 ERA (47.2 IP, 28 ER) and striking out 68 batters
- Fanned five in two perfect innings of relief on Aug. 13 at Somerset
- Ended the year with five scoreless outings spanning 7.2 frames in September
- Pitched for the Canberra Cavalry of the Australian Winter League

2021

- Signed a Minor League contract with Colorado on Feb. 6, assigned to Low-A Fresno to begin the season
- Was dominant in eight appearances with the Grizzlies, allowing five hits and one run over 13.1 innings (0.66 ERA) with no walks and 17 strikeouts
- Had three consecutive outings of 2.0 IP with three punchouts, May 14-21
- Promoted to High-A Spokane on May 28
- Allowed two earned runs in an inning of his Spokane debut May 30 at Eugene
- Following the initial appearance, permitted just one earned run over 16.2 innings across his next 15 outings
- Finished his year in Spokane with a 4-3 record and 2.36 ERA (41.2 IP, 11 ER) to go along with 10 walks and 63 strikeouts
- Was 15-for-16 in save chances, ranking second in the Northwest League and first among all Rockies minor leaguers
- Received MiLB.com Organizational All-Star honors after the season

PERSONAL / MISCELLANEOUS INFORMATION

- Full name is Dugan Tate Darnell
- Majored in marketing and minored in sports management at Adrian College
- Accepted a job in recruitment consulting with Huxley Associates in Chicago prior to signing in the Northwoods League in 2019
- Was playing around with teammates while in the Great Lakes Summer Collegiate League, they encouraged him to throw from the mound and that jumpstarted his pitching career
- Trained with current teammate Karl Kauffmann in the winter of 2020 prior to signing with the Rockies
- Broke his right pinkie during his junior year of college
- Favorite athlete growing up was Derek Jeter
- Favorite movie is Anchorman



Season	League	Team	W	L	ERA	G	GS	CG	SHO	SV	SVO	IP	H	R	ER	HR	HB	BB	IBB	SO	WHIP	AVG
2021	A	FRE	0	0	0.66	8	0	0	0	0	0	13.2	5	1	1	0	1	0	0	17	0.37	.111
2021	A+	SPO	4	3	2.38	36	0	0	0	15	16	41.2	27	13	11	3	2	10	0	63	0.89	.188
2021	Minors	2 Teams	4	3	1.95	44	0	0	0	15	16	55.1	32	14	12	3	3	10	0	80	0.76	.169
2022	AA	HFD	4	1	5.29	38	0	0	0	0	0	47.2	46	30	28	9	2	33	1	68	1.66	.245
2023	AA	HFD	6	1	1.55	22	0	0	0	7	7	29.0	20	7	5	2	0	14	0	41	1.17	.196
2023	AAA	ABQ	2	0	6.04	18	0	0	0	0	2	25.1	31	18	17	7	2	9	1	24	1.58	.287
2023	Minors	2 Teams	8	1	3.64	40	0	0	0	7	9	54.1	51	25	22	9	2	23	1	65	1.36	.243
Career	AAA	ABQ	2	0	6.04	18	0	0	0	0	2	25.1	31	18	17	7	2	9	1	24	1.58	.287
Career	AA	HFD	10	2	3.87	60	0	0	0	7	7	76.2	66	37	33	11	2	47	1	109	1.47	.228
Career	A+	SPO	4	3	2.38	36	0	0	0	15	16	41.2	27	13	11	3	2	10	0	63	0.89	.188
Career	A	FRE	0	0	0.66	8	0	0	0	0	0	13.2	5	1	1	0	1	0	0	17	0.37	.111
Career	Minors	4 Teams	16	5	3.55	122	0	0	0	22	25	157.1	129	69	62	21	7	66	2	213	1.24	.220





Kyle DATRES

UTL

Kyle Joseph Datres

BATS	THROWS	HEIGHT	WEIGHT
RIGHT	RIGHT	6-0	205

BORN: Jan. 5, 1996 **OPENING DAY AGE:** 28
BIRTHPLACE: Williamsport, PA **SCHOOL:** North Carolina
ACQUIRED: Rockies 12th round selection in the 2018 First-Year Player Draft

QUICK HITS

- 6th pro season, all with Rockies
- Made Triple-A debut April 13, 2023; Played in nine games for the Isotopes, slashing .222/.313/.370
- 2019 MiLB Organizational All-Star
- Played in the 2018 College World Series with UNC
- 2018 ABCA/Rawlings All-America Third Team
- Started all 127 games for UNC at third base during sophomore and junior seasons

2023

- Split the season between Triple-A Albuquerque (nine games), Double-A Hartford (89 games) and ACL Rockies (two games)
- Made Triple-A debut April 13, 2023, at El Paso as a pinch hitter (struck out); Played in three games for the Isotopes before being sent down to Hartford April 26 ... Recalled again to Albuquerque Sept. 19; In nine total games for the Isotopes, slashed .222/.313/.370 with two triples, four RBI and a 14:4 K:BB ratio
- Struck out at least once in eight of nine games with Albuquerque
- Over 89 games with the Yard Goats, he slashed .251/.374/.419 with 10 doubles, 13 homers, 50 RBI and 24 stolen bases in 27 attempts
- Had seven game hitting streak to begin year with Yard Goats ... Tallied season-high 16 game hitting streak from July 4-26, slashing .344/.447/.500 with four doubles, two homers, 12 RBI and seven stolen bases
- Placed on the IL June 2, returning to Hartford June 22
- Delivered two walk-offs for Hartford: June 24 (solo homer, 5-4) and July 4 (RBI single with bases loaded, 10th inning, 7-6)

2022

- Spent the entire year with Double-A Hartford, slashing .260/.351/.455 with 15 doubles and 15 homers
- Belted first two-homer game of his career on Aug. 17 vs. New Hampshire

2021

- Spent the entire year with High-A Spokane, slashing .222/.356/.423 with nine doubles and nine homers

2020

- Did not play due to cancellation of the Minor League season

2019

- Spent entire year with Single-A Asheville, slashing .286/.397/.540 with 27 doubles, 15 homers and 21 stolen bases
- Among South Atlantic League leaders in slugging (1st), OPS (1st), XBH (T-3rd, 46), OBP (4th) and average (T-9th)

PERSONAL / MISCELLANEOUS INFORMATION

- Son of Lynn and Cindy; mom was the first women to play three sports at Williamsport High and went undefeated as a college tennis player
- Has two sisters, Kelli and Kerri, and one brother, Kory, who was a four-time state champion in baseball
- 2015 graduate of Loyalsock High School in Williamsport, PA
- All-State player in baseball, basketball and football; runner-up for Mr. Pennsylvania and an all-state quarterback in 2015
- Won two state titles in baseball
- Member of the National Honor Society
- 2015 National Football Foundation Scholar-Athlete Award winner

Season	League	Team	AVG	G	AB	R	H	2B	3B	HR	RBI	BB	IBB	SO	SB	CS	OBP	SLG	OPS	PA	HBP	SAC	SF	GIDP
2018	A(Short)	BOI	.239	11	46	6	11	3	1	2	6	1	0	2	4	1	.250	.478	.728	48	0	0	1	0
2019	A(Full)	ASH	.286	96	315	70	90	27	4	15	46	47	1	81	21	7	.397	.540	.937	379	12	4	1	3
2021	A+	SPO	.222	58	189	31	42	9	1	9	40	35	0	52	14	2	.356	.423	.779	236	7	0	5	4
2022	AA	HFD	.260	93	308	53	80	15	0	15	49	36	0	91	23	3	.351	.455	.806	356	9	0	3	8
2023	ROK	A-RCK	.000	2	4	2	0	0	0	0	0	2	0	3	0	0	.429	.000	.429	7	1	0	0	0
2023	AA	HFD	.251	89	315	53	79	10	2	13	50	53	2	90	24	3	.374	.419	.793	380	10	0	2	8
2023	AAA	ABQ	.222	9	27	5	6	0	2	0	4	4	0	14	0	1	.313	.370	.683	32	0	0	1	1
2023	Minors	3 Teams	.246	100	346	60	85	10	4	13	54	59	2	107	24	4	.370	.410	.780	419	11	0	3	9
Career	ROK	A-RCK	.000	2	4	2	0	0	0	0	0	2	0	3	0	0	.429	.000	.429	7	1	0	0	0
Career	AAA	ABQ	.222	9	27	5	6	0	2	0	4	4	0	14	0	1	.313	.370	.683	32	0	0	1	1
Career	AA	HFD	.255	182	623	106	159	25	2	28	99	89	2	181	47	6	.363	.437	.800	736	19	0	5	16
Career	A+	SPO	.222	58	189	31	42	9	1	9	40	35	0	52	14	2	.356	.423	.779	236	7	0	5	4
Career	A	ASH	.286	96	315	70	90	27	4	15	46	47	1	81	21	7	.397	.540	.937	379	12	4	1	3
Career	A(Short)	BOI	.239	11	46	6	11	3	1	2	6	1	0	2	4	1	.250	.478	.728	48	0	0	1	0
Career	Minors	6 Teams	.256	358	1204	220	308	64	10	54	195	178	3	333	86	17	.366	.460	.826	1438	39	4	13	24





Noah DAVIS

RHP

Noah D. Davis

BATS	THROWS	HEIGHT	WEIGHT
RIGHT	RIGHT	6-2	195

BORN: April 22, 1997 OPENING DAY AGE: 26

BIRTHPLACE: Newport Beach, CA

SCHOOL: UC Santa Barbara

ACQUIRED: Acquired from Cincinnati in exchange for RHP Mychal Givens on July 28, 2021

QUICK HITS

- 5th pro season, Rockies are his second organization (Reds)
- Made first Major League start April 16, 2023 with Colorado at Seattle, spun 5.0 scoreless frames of three-hit ball
- 11.0 inning scoreless streak for Albuquerque from Aug. 13-19, 2023, including working 5.2 frames without allowing a hit on Aug. 13 at Round Rock
- Made his Major League debut Oct. 5, 2022, and allowed a home run to the first batter he faced (Cody Bellinger) ... finished the outing allowing two runs on three hits, walking one and striking out two ... struck out Joey Gallo for his first Major League strikeout
- First recalled from Double-A Hartford on Sept. 16, 2022, his first stint on an active Major League roster, but did not make an appearance before being optioned to Triple-A Albuquerque on Sept. 24, 2022
- Traded to Colorado along with RHP Case Williams for RHP Mychal Givens July 28, 2021
- Drafted by the Reds in the 11th round (319th overall) in the 2018 First-Year Player Draft
- Underwent "Tommy John" surgery just three appearances into his 2018 season at UC Santa Barbara
- Served as UCSB's No. 2 starter behind Shane Bieber when healthy in 2016 ... Made three starts in the 2016 postseason, going 2-0 with a 4.15 ERA ... Team was 3-0 in his postseason starts ... Was on the hill for UCSB's win against Miami in the College World Series on Jun. 20, allowing one run and two hits over six full innings
- Pitched for the 2017 Cotuit Kettlers of the Cape Cod League

2023

- Worked in eight games (six starts) for Colorado, went 0-4 with an 8.70 ERA (30.0 IP, 29 ER)
- Made his first Major League start April 16 at Seattle, twirled five scoreless frames of three-hit ball; first Rockie to toss five innings without permitting a run in his initial MLB start since Antonio Senzatela (April 6, 2017 at Milwaukee)
- Pitched in relief twice for the Rockies, allowed nine runs on June 24 vs. Los Angeles - AL (part of a 25-1 loss), then two scoreless frames Sept. 17 vs. San Francisco
- Missed time while on Colorado's Injured List April 30-June 1 (right elbow inflammation)
- Started 14 games for Triple-A Albuquerque, finished 1-4 with a 4.50 ERA (60.0 IP, 30 ER)
- Became the 18th Opening Day starter in Isotopes history on March 31 at Round Rock
- Had a string of 11.0 scoreless innings Aug. 13-19 (5.2 hitless frames Aug. 13 at Round Rock, 5.1 shutout Aug. 19 vs. El Paso)
- In his final Triple-A outing of the campaign, tossed seven innings of two-run ball on Sept. 13 at El Paso

2022

- Made his Major League debut Oct. 5, 2022, and allowed a home run to the first batter he faced (Cody Bellinger) ... finished the outing allowing two runs on three hits, walking one and striking out two ... struck out Joey Gallo for his first Major League strikeout
- First recalled from Double-A Hartford on Sept. 16, his first stint on an active Major League roster, but did not make an appearance before being optioned to Triple-A Albuquerque on Sept. 24
- Made just one start for Albuquerque (4.2 IP, 1 ER, 6 H, 2 K, 2 BB), Sept. 26
- Began year with Double-A Hartford and made 26 starts, going 8-8 with a 5.54 ERA (133.1 IP, 82 ER), 60 walks and 152 strikeouts ... finished second in the Eastern League in starts and innings pitched, third in strikeouts.
- Originally assigned to the Arizona Fall League's Salt River Rafters but did not attend due to MLB call-up; replaced by Fineas Del Bonta-

2021

- Traded to Colorado along with RHP Case Williams for RHP Mychal Givens July 28
- Began year with High-A Dayton and made 13 starts, compiling a 3.60 ERA (65 IP, 26 ER) and 1.22 WHIP with a 77:35 K:BB ratio; nine of 16 starts with Dayton he allowed two runs or fewer
- After trade to Colorado, made six starts for High-A Spokane; tallied a 3.60 ERA (35 IP, 14 ER) and 1.14 WHIP with a 29:8 K:BB ratio
- Fanned a career high 11 batters on August 28 with Spokane against Everett over 6.0 innings



2020

- Did not pitch due to cancellation of the Minor League season

2019

- Assigned to High-A Dayton to start year but did not pitch for Dragons; sent to AZL Reds June 22

- Began pro career with AZL Reds, tossing 8.0 innings over five starts and compiling a 7.88 ERA

- Promoted to Rookie-League Billings July 23; made eight starts and compiled a 2.10 ERA (34.1 IP, 8 ER) and 1.17 WHIP with a 30:13 K:BB ratio

PERSONAL / MISCELLANEOUS INFORMATION

- Parents are Eric and Ashley
- Younger sister Ivy played softball at the University of Arizona
- Majored in environmental studies
- Goes by the nickname "Diesel"
- Angels were his favorite team growing up

- Enjoys bodysurfing
- Pitched for UC Santa Barbara's 2016 College World Series team—the team's only CWS appearance
- Named Preseason Big West Freshman of the Year by Perfect Game

Season	League	Team	W	L	ERA	G	GS	CG	SHO	SV	SVO	IP	H	R	ER	HR	HB	BB	IBB	SO	WHIP	AVG
2019	ROA	BIL	1	1	2.10	8	8	0	0	0	0	34.1	27	10	8	4	2	13	0	30	1.17	.218
2019	ROK	A-RED	0	2	7.88	5	5	0	0	0	0	8.0	13	7	7	4	0	0	0	5	1.63	.351
2019	Minors	2 Teams	1	3	3.19	13	13	0	0	0	0	42.1	40	17	15	8	2	13	0	35	1.25	.248
2021	A+	DAY	3	6	3.60	13	13	1	0	0	0	65.0	44	29	26	3	12	35	0	77	1.22	.193
2021	Minors	2 Teams	6	7	3.60	19	19	2	0	0	0	100.0	76	44	40	6	15	43	0	106	1.19	.213
2021	A+	2 Teams	6	7	3.60	19	19	2	0	0	0	100.0	76	44	40	6	15	43	0	106	1.19	.213
2022	AA	HFD	8	8	5.54	26	26	1	0	0	0	133.1	133	86	82	26	13	60	0	152	1.45	.260
2022	AAA	ABQ	0	0	1.93	1	1	0	0	0	0	4.2	6	1	1	0	0	2	0	2	1.71	.375
2022	MLB	COL	0	0	18.00	1	0	0	0	0	0	1.0	3	2	2	1	0	1	0	2	4.00	.500
2022	Minors	2 Teams	8	8	5.41	27	27	1	0	0	0	138.0	139	87	83	26	13	62	0	154	1.46	.264
2023	ROK	A-RCK	0	0	3.00	1	1	0	0	0	0	3.0	3	1	1	1	0	0	0	6	1.00	.250
2023	AAA	ABQ	1	4	4.50	14	14	0	0	0	0	60.0	52	34	30	7	12	35	0	45	1.45	.242
2023	MLB	COL	0	4	8.70	8	6	0	0	0	0	30.0	43	30	29	6	4	15	0	26	1.93	.341
2023	Minors	2 Teams	1	4	4.43	15	15	0	0	0	0	63.0	55	35	31	8	12	35	0	51	1.43	.242
Career	ROK	2 Teams	0	2	6.55	6	6	0	0	0	0	11.0	16	8	8	5	0	0	0	11	1.45	.327
Career	MLB	COL	0	4	9.00	9	6	0	0	0	0	31.0	46	32	31	7	4	16	0	28	2.00	.348
Career	ROA	BIL	1	1	2.10	8	8	0	0	0	0	34.1	27	10	8	4	2	13	0	30	1.17	.218
Career	AAA	ABQ	1	4	4.31	15	15	0	0	0	0	64.2	58	35	31	7	12	37	0	47	1.47	.251
Career	AA	HFD	8	8	5.54	26	26	1	0	0	0	133.1	133	86	82	26	13	60	0	152	1.45	.260
Career	A+	2 Teams	6	7	3.60	19	19	2	0	0	0	100.0	76	44	40	6	15	43	0	106	1.19	.213
Career	Minors	7 Teams	16	22	4.43	74	74	3	0	0	0	343.1	310	183	169	48	42	153	0	346	1.35	.244





Ryan FELTNER

RHP

Ryan Donald Feltner

BATS	THROWS	HEIGHT	WEIGHT
RIGHT	RIGHT	6-4	190

BORN: Sept. 2, 1996	OPENING DAY AGE: 27
BIRTHPLACE: Orlando, FL	SCHOOL: Ohio State
ACQUIRED: Rockies 4th round selection (126th overall) in the 2018 First-Year Player Draft	

QUICK HITS

- 6th professional season, all with the Rockies organization
- Suffered a fractured skull on a line drive off the bat of Nick Castellanos on May 13, 2023
- Returned to action 112 days later in the 2023 season by making five starts in September (three rehab, two MLB)
- Appeared in 20 games (19 starts) for Colorado in 2022, finishing 4-9 with a 5.83 ERA
- Made his Major League debut on Sept. 5, 2021, vs. Atlanta, allowed a home run to Ozzie Albies on the first pitch of the game; second Rockies pitcher to give up a homer on the first pitch of their debut that season (Lucas Gilbreath, May 1 at Arizona).
- Fifth Rockies pitcher in history to allow three home runs in his Major League debut (last: Rico Garcia, Aug. 27, 2019) ... ninth Rockies in history to give up six or more earned runs in his debut (last: José Mujica, Sept. 8, 2020).
- Was the first Rockies starting pitcher since Antonio Senzatela to skip Triple-A and go straight to the Majors
- Member of Rockies 40-man roster
- 2021 MiLB.com Rockies Organizational All-Star
- Played in the Cape Cod League in 2016 (Brewster Whitecaps) and 2017 (Bourne Braves)
- Was a Cape Cod League All-Star in 2017
- Drafted by Toronto in the 25th round out of high school in 2015 but did not sign

2023

- In 10 starts for the Rockies, compiled a 2-4 record and 5.82 ERA (43.1 IP, 28 ER)
- Spun 16.2 consecutive scoreless innings from April 20-May 2
- Blanked the reigning NL champ Phillies on three hits over 5.2 frames at Citizens Bank Park on April 20
- Took a Nick Castellanos liner off the head on May 13, resulting in a fractured skull, was out indefinitely
- Returned to the mound for the first time in 112 days on Sept. 1, made a rehab start for High-A Spokane; allowed one run in three innings
- Pitched twice for the Isotopes: Sept. 7 vs. Reno and Sept. 12 at El Paso (7.1 IP, 2 ER)
- Made his big-league return Sept. 19 at San Diego, tossing five scoreless innings of two-hit ball

2022

- Was 4-9 with a 5.83 ERA in 20 games (19 starts) for Colorado
- Best Major League outing was May 30 vs. Miami when he worked seven innings of four-hit, one-run ball
- Made the first relief appearance of his professional career on July 29 vs. Los Angeles (NL) and did not allow a run in 3.1 frames
- Started 11 games for Triple-A Albuquerque, was 5-1 with a 3.83 ERA
- Became the first pitcher in Isotopes history to throw five scoreless innings on Opening Day when he did so April 5 at Oklahoma City
- Struck out 10 batters in five innings on April 22 at Round Rock, Albuquerque's first pitcher since 2019 with double-digit punchouts in a contest

2021

- Pitched at four different levels of the Rockies system (High-A, Double-A, Triple-A, MLB)
- Started the season with High-A Spokane and was 3-1 with a 2.17 ERA in seven games (all starts) prior to a mid-June promotion to Double-A
- Was 5-2 with a 2.85 ERA in 13 games (all starts) for the Yard Goats
- Made his Major League debut on Sept. 5 vs. Atlanta, allowed a home run to Ozzie Albies on the first pitch of the game
- Optioned to Triple-A on Sept. 18 and started one game for Albuquerque

PERSONAL / MISCELLANEOUS INFORMATION

- Ryan Donald Feltner
- Son of Laura and Derek
- Communication major
- Ranked as a top 100 high school pitcher by Perfect Game
- Recognized as a top prospect in 2013 by Louisville Slugger



Season	League	Team	W	L	ERA	G	GS	CG	SHO	SV	SVO	IP	H	R	ER	HR	HB	BB	IBB	SO	WHIP	AVG
2018	ROK	GJ	0	0	0.88	9	9	0	0	0	0	30.2	16	3	3	1	2	4	0	39	0.65	.157
2019	A(Full)	ASH	9	9	5.07	25	25	0	0	0	0	119.0	137	73	67	12	8	46	0	116	1.54	.290
2021	A+	SPO	3	1	2.17	7	7	0	0	0	0	37.1	26	9	9	1	1	18	0	45	1.18	.191
2021	AA	HFD	5	2	2.85	13	13	0	0	0	0	72.2	68	23	23	7	1	22	0	80	1.24	.248
2021	AAA	ABQ	0	0	16.88	1	1	0	0	0	0	2.2	4	5	5	2	0	2	0	2	2.25	.364
2021	MLB	COL	0	1	11.37	2	2	0	0	0	0	6.1	9	8	8	3	1	5	0	6	2.21	.346
2021	Minors	3 Teams	8	3	2.96	21	21	0	0	0	0	112.2	98	37	37	10	2	42	0	127	1.24	.233
2022	AAA	ABQ	5	1	3.83	11	11	0	0	0	0	51.2	49	25	22	5	2	18	0	60	1.30	.246
2022	MLB	COL	4	9	5.83	20	19	0	0	0	0	97.1	102	65	63	16	5	35	0	84	1.41	.266
2023	A+	SPO	0	0	3.00	1	1	0	0	0	0	3.0	3	1	1	0	0	0	0	3	1.00	.273
2023	AAA	ABQ	0	1	2.45	2	2	0	0	0	0	7.1	6	2	2	0	0	4	0	6	1.36	.231
2023	MLB	COL	2	4	5.82	10	10	0	0	0	0	43.1	45	29	28	2	2	28	0	38	1.68	.265
2023	Minors	2 Teams	0	1	2.61	3	3	0	0	0	0	10.1	9	3	3	0	0	4	0	9	1.26	.243
Career	ROK	GJ	0	0	0.88	9	9	0	0	0	0	30.2	16	3	3	1	2	4	0	39	0.65	.157
Career	MLB	COL	6	14	6.06	32	31	0	0	0	0	147.0	156	102	99	21	8	68	0	128	1.52	.269
Career	AAA	ABQ	5	2	4.23	14	14	0	0	0	0	61.2	59	32	29	7	2	24	0	68	1.35	.250
Career	AA	HFD	5	2	2.85	13	13	0	0	0	0	72.2	68	23	23	7	1	22	0	80	1.24	.248
Career	A+	SPO	3	1	2.23	8	8	0	0	0	0	40.1	29	10	10	1	1	18	0	48	1.17	.197
Career	A	ASH	9	9	5.07	25	25	0	0	0	0	119.0	137	73	67	12	8	46	0	116	1.54	.290
Career	Minors	5 Teams	22	14	3.66	69	69	0	0	0	0	324.1	309	141	132	28	14	114	0	351	1.30	.251

Organization

2024 Isotopes

2023 In Review

Colorado Rockies

Opponents

Isotopes Records

Copa

ABQ Pro Baseball

History

Media Information





Yanquiel FERNANDEZ

OF

Yanquiel Fernandez

BATS	THROWS	HEIGHT	WEIGHT
LEFT	LEFT	6-2	198

BORN: Jan. 1, 2003 OPENING DAY AGE: 21

BIRTHPLACE: Havana, Cuba SCHOOL: -

ACQUIRED: Signed by the Rockies as an international free agent July 12, 2019

QUICK HITS

- 4th pro season, all with Rockies organization
- Added to the Rockies 40-man roster Nov. 14, 2023
- Entering 2024, ated as the Rockies 3rd best prospect and 92nd overall prospect by Baseball America
- Selected to play in the 2023 Futures Game ... Tallied a single to center and uncorked a throw from right field to third base tracked by Statcast at 103.3 MPH
- Named to the 2023 Northwest League Postseason All-Star team ... Baseball America High-A All Star
- Hit for the cycle as part of a two-homer, four RBI game May 10, 2023, with High-A Spokane at Hillsboro (completed cycle in six innings) ... Was the first cycle for Spokane since 1979
- Northwest League Player of the month for May 2023 ... Led all of the minors in hits, total bases and RBI
- Hit a grand slam May 26, 2023, as part of Spokane's Grand Slam Night, winning a fan \$10,000
- Made stateside debut in 2022 with Low-A Fresno and led the California League with 109 RBI, tied for third in homers (21) and fifth in slugging percentage (.507)
- Named to the 2022 California League Postseason All-Star team ... MiLB.com 2022 Organizational All-Star
- Made pro debut in the Dominican Summer League in 2021, slashing .333/.406/.531
- Signed in 2019 for \$295,000

2023

- Split the season between Low-A Fresno (three games), High-A Spokane (58 games) and Double-A Hartford (56 games)
- Began year with Fresno and tallied three hits in 13 at-bats before being promoted to Spokane April 11
- Compiled a .319/.354/.605 slashline with 14 doubles, three triples, 17 homers and 64 RBI with the Indians
- Hit for the cycle as part of a two-homer, four RBI game May 10 with Spokane at Hillsboro (completed cycle in six innings) ... Was the first cycle for Spokane since 1979
- Hit a grand slam May 26, 2023, as part of Spokane's Grand Slam Night, winning a fan \$10,000
- Northwest League Player of the month for May 2023 ... Led all of the minors in hits, total bases and RBI
- Homered in four-straight games with Spokane from June 4-8; Tallied 12 RBI during span
- Tallied two 13-game hitting streaks with Indians: May 16-28 and May 31-June 16
- Promoted to Hartford June 20 and slashed .206/.262/.362 with 10 doubles, eight homers and 25 RBI
- Placed on the IL from July 26-Aug. 5
- Selected to play in the Futures Game ... Tallied a single to center and uncorked a throw from right field to third base tracked by Statcast at 103.3 MPH
- Named to the 2023 Northwest League Postseason All-Star team ... Baseball America High-A All Star
- Tied for the second-most total homers (25) and second-most RBI (92) in the Rockies minor league system
- Named Player of the Week twice with Spokane (May 8-14 and June 5-11)
- Added to the Rockies 40-man roster Nov. 14, 2023
- Played Winter League for Leones de Ponce of the Liga de Beisbol Profesional Roberto Clemente ... Slashed .225/.271/.270 with one homer, seven RBI two stolen bases and a 27.6 K:BB ratio

2022

- Spent the entire year with Fresno, making his stateside debut and slashing .284/.340/.507 with 33 doubles, five triples, 21 homers and 109 RBI
- California Player of the Week twice (June 6-12 and Aug. 8-14)
- Named to the 2022 California League Postseason All-Star team ... MiLB.com 2022 Organizational All-Star
- Led the California League with 109 RBI, tied for third in homers (21) and fifth in slugging percentage (.507)
- Compiled five hit game June 29 at Stockton, registering a double, homer and two RBI

2021

- Made pro debut in the Dominican Summer League in 2021, slashing .333/.406/.531 with 17 doubles, six homers and 34 RBI over 54 games
- Tallied a hit in his first nine games ... Had a base knock in 41 of 54 contests
- Among leaders in the DSL in doubles (T-1st, 17), XBH (T-3rd, 23), hits (5th, 59), total bases (5th, 94), slugging (6th, .531), OPS (T-6th, .937) and average (7th, .333)
- Named a Dominican League Summer Postseason All-Star



Season	League	Team	AVG	G	AB	R	H	2B	3B	HR	RBI	BB	IBB	SO	SB	CS	OBP	SLG	OPS	PA	HBP	SAC	SF	GIDP
2021	ROK	D-RCK	.333	54	177	29	59	17	0	6	34	22	2	26	0	0	.406	.531	.937	202	1	0	2	5
2022	A	FRE	.284	112	475	76	135	33	5	21	109	39	0	114	5	1	.340	.507	.847	523	4	0	5	13
2023	A+	SPO	.319	58	248	47	79	14	3	17	64	14	3	48	1	1	.354	.605	.959	268	2	0	4	4
2023	AA	HFD	.206	56	218	20	45	10	0	8	25	15	0	78	0	0	.262	.362	.624	237	2	0	2	1
2023	Minors	3 Teams	.265	117	479	70	127	25	3	25	92	32	3	132	1	1	.313	.486	.799	521	4	0	6	5
Career	ROK	D-RCK	.333	54	177	29	59	17	0	6	34	22	2	26	0	0	.406	.531	.937	202	1	0	2	5
Career	AA	HFD	.206	56	218	20	45	10	0	8	25	15	0	78	0	0	.262	.362	.624	237	2	0	2	1
Career	A+	SPO	.319	58	248	47	79	14	3	17	64	14	3	48	1	1	.354	.605	.959	268	2	0	4	4
Career	A	FRE	.283	115	488	79	138	34	5	21	112	42	0	120	5	1	.341	.502	.843	539	4	0	5	13
Career	Minors	4 Teams	.284	283	1131	175	321	75	8	52	235	93	5	272	6	2	.339	.502	.841	1246	9	0	13	23





Braxton FULFORD



Braxton Albert Fulford

BATS	THROWS	HEIGHT	WEIGHT
RIGHT	RIGHT	5-10	190

BORN: Dec. 9, 1998 **OPENING DAY AGE:** 25
BIRTHPLACE: Lubbock, TX **SCHOOL:** Texas Tech
ACQUIRED: Rockies 6th round selection (170th overall)
in the 2021 First-Year Player Draft

QUICK HITS

- 4th professional season, all with the Rockies
- Drafted in the sixth round (170th overall) by Colorado in 2021
- Northwest League Player of the Week for April 10-16, 2023 with High-A Spokane
- Played for the 2022 Salt River Rrafters of the Arizona Fall League
- Played collegiately at Texas Tech, slashed .262/.379/.441 with 19 homers and 93 RBI in 620 career games
- One of 16 catchers in the nation to be named a semifinalist for the Buster Posey National Collegiate Catcher of the Year Award in 2021
- Threw out 18 of 51 potential base-stealers in 2021 at Texas Tech
- Appeared in the College World Series in 2018 and 2019
- Helped the Red Raiders to a No. 8 national seed and its deepest CWS run in program history in 2019, as they finished one win shy of playing in the finals

2023

- Began the campaign with High-A Spokane, slashed .307/.398/.511 with eight doubles, a triple, six homers, 21 RBI
- Went deep in his first two contests of the season April 11-12 vs. Eugene
- Was Northwest League Player of the Week April 10-16, was 9-for-17 with a double, two home runs and four RBI
- Promoted to Double-A Hartford on May 30
- Appeared in 35 games with the Yard Goats, slashing .219/.331/.381 with eight doubles, three homers and six RBI
- Four of six runs batted in with Hartford came via the long ball
- Promoted to Triple-A Albuquerque on Sept. 19 for the final series of the season, 4-for-8 in three contests
- Was 2-for-4 with a double in his Isotopes debut Sept. 20 vs. Oklahoma City
- Launched his first Triple-A homer on Sept. 22 vs. Oklahoma City, a 455-foot blast to center field

2022

- Spent the entire campaign with Low-A Fresno, slashed .268/.380/.448 with 17 doubles, two triples, 15 homers and 53 RBI in 104 ballgames
- Five consecutive multi-hit contests April 24-30
- Delivered a walk-off double on Aug. 23 vs. Stockton, as the Grizzlies overcame a 6-0 deficit
- Was 3-for-4 with two homers, four RBI and four runs scored on Sept. 6 at San Jose
- Played for the Salt River Rrafters of the Arizona Fall League, was 6-for-37 in 15 games including a walk-off double on Oct. 13 vs. Peoria

2021

- Selected by Colorado in the sixth round of the First-Year Player Draft, from Texas Tech
- Appeared in 14 games for the ACL Rockies, was 8-for-30 with four doubles and three RBI

PERSONAL / MISCELLANEOUS INFORMATION

- Parents are Jai and Tammy Fulford
- Nephew of former Texas Tech baseball player Darin Erculiani (1992-93)
- Played in the 2016 Connie Mack World Series in Farmington, NM; was named all-tournament catcher

Season	League	Team	AVG	G	AB	R	H	2B	3B	HR	RBI	BB	IBB	SO	SB	CS	OBP	SLG	OPS	PA	HBP	SAC	SF	GDP
2021	ROK	A-RCK	.267	14	30	8	8	4	0	0	3	10	0	14	2	0	.488	.400	.888	44	3	1	0	0
2022	A	FRE	.268	104	366	82	98	17	2	15	53	51	0	92	13	2	.380	.448	.828	440	18	1	4	5
2023	ROK	A-RCK	.111	3	9	3	1	0	0	0	3	2	0	1	0	0	.400	.111	.511	15	3	0	1	1
2023	A+	SPO	.307	37	137	33	42	8	1	6	21	15	0	35	4	2	.398	.511	.909	162	7	1	2	3
2023	AA	HFD	.219	35	105	13	23	8	0	3	6	15	0	36	2	1	.331	.381	.712	125	3	1	1	2
2023	AAA	ABQ	.500	3	8	3	4	2	0	1	4	2	0	2	0	0	.600	1.125	1.725	10	0	0	0	0
2023	Minors	4 Teams	.270	78	259	52	70	18	1	10	34	34	0	74	6	3	.377	.463	.840	312	13	2	4	6
Career	ROK	A-RCK	.231	17	39	11	9	4	0	0	6	12	0	15	2	0	.466	.333	.799	59	6	1	1	1
Career	AAA	ABO	.500	3	8	3	4	2	0	1	4	2	0	2	0	0	.600	1.125	1.725	10	0	0	0	0
Career	AA	HFD	.219	35	105	13	23	8	0	3	6	15	0	36	2	1	.331	.381	.712	125	3	1	1	2
Career	A+	SPO	.307	37	137	33	42	8	1	6	21	15	0	35	4	2	.398	.511	.909	162	7	1	2	3
Career	A	FRE	.268	104	366	82	98	17	2	15	53	51	0	92	13	2	.380	.448	.828	440	18	1	4	5
Career	Minors	5 Teams	.269	196	655	142	176	39	3	25	90	95	0	180	21	5	.385	.452	.837	796	34	4	8	11





Lucas GILBREATH

LHP

Lucas Gilbreath

BATS	THROWS	HEIGHT	WEIGHT
LEFT	LEFT	6-1	185

BORN: March 5, 1996 OPENING DAY AGE: 28
 BIRTHPLACE: Westminster, CO SCHOOL: Minnesota
 ACQUIRED: Rockies 7th round selection (206th overall) in the 2017 First-Year Player Draft

QUICK HITS

- 6th professional season, all with the Rockies
- Missed all of 2023 after undergoing "Tommy John" surgery in March 2023
- In 2022, ranked third among Rockies qualifying relief pitchers with a 4.19 ERA in 47 appearances
- Made Major League debut on May 1, 2021, allowing a home run to the D'Backs Josh Rojas on first pitch; second

- Rockies pitcher to give up a homer on the first pitch of their debut that season (Ryan Feltner, Sept. 5 vs. Atlanta).
- 2021 was his first Major League Spring Training
- Selected to the 40-man roster in November 2020
- In 2019, ranked among High-A California League leaders in starts (28, 1st), innings pitched (144.0, 2nd) and strikeouts (143, 3rd)

2023

- Did not pitch after undergoing "Tommy John" surgery in March

2022

- Pitched in 47 games for the Rockies, all out of the bullpen, and compiled a 2-0 record and 4.19 ERA in 43 innings
- Ranked third among qualifying relief pitchers for Colorado in ERA
- Was placed on the COVID-19 Injured List on April 6, reinstated April 19
- Optioned to Albuquerque on April 28, posted a 9.64 ERA (5 ER/4.1 IP) before being recalled on May 7

- Through a span of 28 games from May 14-July 22, posted a 0.64 ERA (28.0 IP, 2 ER) with a .189 opponent batting average; third-lowest ERA among all Major Leaguers through that span (min. 20 games).
- Allowed 16 of 30 inherited runners to score, the 53.3% was the highest of any Major League pitcher
- Placed on the Injured List Aug. 28 with a left flexor strain that ended his season

2021

- Spent majority of year with the Rockies, making only two relief appearances in Albuquerque
- Promoted to the big leagues for first time on April 17, but did not make an appearance
- Made Major League debut on May 1, allowing a home run to the D'Backs Josh Rojas

- Did not allow a run in 17-straight appearances for the Rockies (Aug. 1-Sept 23)
- Allowed just one run over final 23 games
- Surrendered three homers in May (nine games); relented just two more the rest of the year (38 games)
- Optioned to Albuquerque four times during the season

2020

- Did not pitch in the regular season due to the COVID-19 pandemic

- Pitched in the Instructional League in Arizona in the offseason.

PERSONAL / MISCELLANEOUS INFORMATION

- Attended Legacy High School in Broomfield, Colo., where he led Colorado Class 5A in strikeouts as a junior and senior.

- Was selected by the Rockies in the 36th round of the 2014 First-Year Player Draft but did not sign.

Season	League	Team	W	L	ERA	G	GS	CG	SHO	SV	SVO	IP	H	R	ER	HR	HB	BB	IBB	SO	WHIP	AVG	AB	WP
2017	ROK	GJ	2	3	4.60	12	10	0	0	0	0	43.0	39	24	22	3	2	27	0	32	1.53	.245	159	3
2018	A(Full)	ASH	7	8	5.04	26	21	1	0	2	2	116.0	133	72	65	9	11	24	0	119	1.35	.285	467	10
2019	A(Adv)	LAN	5	10	5.81	28	28	0	0	0	0	144.0	168	109	93	22	9	74	1	143	1.68	.292	576	9
2021	AAA	ABQ	0	0	0.00	2	0	0	0	0	0	1.2	1	0	0	0	0	1	0	3	1.20	.167	6	0
2021	MLB	COL	3	2	3.38	47	1	0	0	1	1	42.2	33	18	16	5	1	23	0	44	1.31	.208	159	4
2022	AAA	ABQ	1	1	9.64	5	0	0	0	0	0	4.2	8	5	5	0	1	2	0	6	2.14	.364	22	0
2022	MLB	COL	2	0	4.19	47	0	0	0	0	2	43.0	37	22	20	2	4	26	0	49	1.47	.242	153	2
Career	ROK	GJ	2	3	4.60	12	10	0	0	0	0	43.0	39	24	22	3	2	27	0	32	1.53	.245	159	3
Career	MLB	COL	5	2	3.78	94	1	0	0	1	3	85.2	70	40	36	7	5	49	0	93	1.39	.224	312	6
Career	AAA	ABQ	1	1	7.11	7	0	0	0	0	0	6.1	9	5	5	0	1	3	0	9	1.89	.321	28	0
Career	A*	LAN	5	10	5.81	28	28	0	0	0	0	144.0	168	109	93	22	9	74	1	143	1.68	.292	576	9
Career	A	ASH	7	8	5.04	26	21	1	0	2	2	116.0	133	72	65	9	11	24	0	119	1.35	.285	467	10
Career	Minors	4 Teams	15	22	5.38	73	59	1	0	2	2	309.1	349	210	185	34	23	128	1	303	1.54	.284	1230	22





Hunter GOODMAN

INF

Hunter Robert Goodman

BATS	THROWS	HEIGHT	WEIGHT
RIGHT	RIGHT	5-11	210

BORN: Oct. 8, 1999 OPENING DAY AGE: 24

BIRTHPLACE: Arlington, TN

SCHOOL: Memphis

ACQUIRED: Rockies 4th round selection (109th overall) in the 2021 First-Year Player Draft

QUICK HITS

- 4th professional season, all with Rockies organization
- 4th round pick (109th overall selection) by Colorado in the 2021 First-Year Player Draft
- Contract purchased by Colorado on Aug. 27, 2023, made his Major League debut that afternoon at Baltimore, started at first base while logging his first career hit, RBI and run scored in his MLB debut
- First Rookie to start his career with four hits in his first two games since former Isotope Rafael Ynoa in 2014
- Joined Trevor Story (2016) as the only Colorado players to record at least 13 hits, seven extra-base hits, and 13 RBI through their first 13 career games; 25th player in the Wild Card Era (since 1995) to accomplish the feat
- Hit first MLB homer Sept. 17 vs. Giants, two-run blast
- In 15 games with Albuquerque in 2023, slashed .371/.418/.903 with six doubles, nine homers and 33 RBI
- 2023 MiLB Organizational All-Star
- 2023 Eastern League Post-Season All Star
- PCL Player of the Week for Aug. 15-20, 2023
- Belted 36 home runs in 2022, ranking third in all of Minor League Baseball
- Received two Player of the Month honors in 2022: California League in June, Northwest League in August
- Was California League Player of the Week twice in 2022: May 10-15 and June 28-July 3
- Named Northwest League Player of the Week two consecutive weeks in 2022: Aug. 16-21 and Aug. 23-28
- 2022 MiLB.com Organizational All-Star; 2022 California League Post-Season All-Star
- Collegiate Baseball All-American for the University of Memphis in 2019, 2020 and 2021

2023

- Opened the year with Double-A Hartford, played 91 games, slashing .239/.325/.523 with 24 doubles, 25 homers, 78 RBI
- Had a pair of five RBI games in a week's span: May 3 vs. Reading and May 9 at Binghamton ... Went deep in three consecutive games May 11-13 at Binghamton
- Ranked near the top of the Eastern League in homers (25, 2nd), RBI (78, T-2nd) doubles (28, 8th), total bases (182, 6th) despite not playing for the Yard Goats after Aug. 6
- Promoted to Triple-A Albuquerque on Aug. 8, belted a grand slam that night at Round Rock
- Had a trio of multi-homer performances for the Isotopes: Aug. 13 at Round Rock, then Aug. 22 and Aug. 25 at Oklahoma City
- Launched lone homer at Isotopes Park Aug. 17 vs. El Paso
- Was PCL Player of the Week for Aug. 22-27 after going 10-for-17 with four homers and 11 RBI in just four ballgames
- Launched a pair of game-winning three-run homers in the ninth inning at Oklahoma on Aug. 22 and Aug. 25
- In 15 games with Albuquerque, slashed .371/.418/.903 with six doubles, nine homers and 33 RBI
- Contract purchased by Colorado on Aug. 27, made his Major League debut that afternoon at Baltimore, started at first base
- Logged his first career hit, RBI and run scored in MLB debut
- First Rookie to start his career with four hits in his first two games since former Isotope Rafael Ynoa in 2014
- Joined Trevor Story (2016) as the only Colorado players to record at least 13 hits, seven extra-base hits, and 13 RBI through their first 13 career games; 25th player in the Wild Card Era (since 1995) to accomplish the feat
- Launched his first Major League homer on Sept. 17 vs. San Francisco, a two-run blast
- Tripled twice in three-game span Sept. 8-10 at San Francisco
- Was just 5-for-46 over his final 16 contests with 16 strikeouts
- Named an MiLB.com Organizational and Eastern League Post-Season All-Star

2022

- Split the year between three different levels of the Rockies system (Single-A, High-A and Double-A), slash line was a combined .294/.354/.572 with 33 doubles, two triples, 36 homers and 106 RBI
- Ranked third in all of Minor League baseball with 36 home runs, behind Moises Gomez (39) and Alexander Canario (37)
- Finished the season tied for sixth in MiLB with 106 RBI
- Opened the campaign with Low-A Fresno, slashed .291/.368/.592 with 17 doubles, one triple, 22 home runs and 68 RBI in 73 games
- California League Player of the Month in June, slashed .330/.439/.660 with seven doubles, eight homers and 19 RBI
- Promoted to High-A Spokane on July 6
- Played in 49 games for Spokane, slashed .315/.351/.589 with 16 doubles, a triple, 12 homers and 34 RBI
- Was the Northwest Player of the Month in August, slashing .370/.405/.769 with 11 doubles, a triple, 10 homers and 27 RBI
- Northwest League Player of the Week in back-to-back weeks: Aug. 16-21 and Aug. 23-28
- Promoted to Double-A Hartford on Sept. 6, batted .227 with two homers in 12 games for the Yard Goats to finish season



2021

- Assigned to the ACL Rockies after being selected in the 4th round of the First-Year Player Draft
- Slashed .300/.419/.517 in 22 games in the Complex League with seven doubles, two homers and 12 RBI
- Homered in back-to-back games Sept. 13 and 14

PERSONAL / MISCELLANEOUS INFORMATION

- Parents are Robert and Stephanie Goodman
- Tied Memphis' single-season individual player record with 21 home runs in the 2021 season
- 2019 D1 Baseball Freshman All-America
- 2019 First-Team All-Conference
- Was the first Memphis player in program history to earn All-American honors from multiple outlets as a freshman; Led all freshmen in the country with 66 RBI in 2019
- Attended Arlington High School, received All-State, Louisville Slugger All-American, All-Region and District Player of the Year honors
- Also played on his high school football team as a wide receiver and punter

Season	League	Team	AVG	G	AB	R	H	2B	3B	HR	RBI	BB	IBB	SO	SB	CS	OBP	SLG	OPS	PA	HBP	SAC	SF	GIDP
2021	ROK	A-RCK	.300	22	60	16	18	7	0	2	12	9	0	14	1	0	.419	.517	.936	74	4	0	1	2
2022	A	FRE	.291	73	282	53	82	17	1	22	68	26	0	78	4	2	.368	.592	.960	321	10	0	3	6
2022	A+	SPO	.315	49	197	39	62	16	1	12	34	11	0	61	1	0	.351	.589	.940	211	1	0	2	1
2022	AA	HFD	.227	12	44	5	10	0	0	2	4	3	0	12	1	0	.277	.364	.641	47	0	0	0	0
2022	Minors	3 Teams	.294	134	523	97	154	33	2	36	106	40	0	151	6	2	.354	.572	.926	579	11	0	5	7
2023	AA	HFD	.239	91	348	53	83	24	0	25	78	41	1	98	0	0	.325	.523	.848	400	6	0	5	7
2023	AAA	ABQ	.371	15	62	15	23	6	0	9	33	4	0	17	0	1	.418	.903	1.321	67	1	0	0	3
2023	MLB	COL	.200	23	70	6	14	4	3	1	17	5	0	24	1	0	.247	.386	.633	77	0	0	2	2
2023	Minors	2 Teams	.259	106	410	68	106	30	0	34	111	45	1	115	0	1	.338	.580	.918	467	7	0	5	10
Career	ROK	A-RCK	.300	22	60	16	18	7	0	2	12	9	0	14	1	0	.419	.517	.936	74	4	0	1	2
Career	MLB	COL	.200	23	70	6	14	4	3	1	17	5	0	24	1	0	.247	.386	.633	77	0	0	2	2
Career	AAA	ABO	.371	15	62	15	23	6	0	9	33	4	0	17	0	1	.418	.903	1.321	67	1	0	0	3
Career	AA	HFD	.237	103	392	58	93	24	0	27	82	44	1	110	1	0	.320	.505	.825	447	6	0	5	7
Career	A+	SPO	.315	49	197	39	62	16	1	12	34	11	0	61	1	0	.351	.589	.940	211	1	0	2	1
Career	A	FRE	.291	73	282	53	82	17	1	22	68	26	0	78	4	2	.368	.592	.960	321	10	0	3	6
Career	Minors	5 Teams	.280	262	993	181	278	70	2	72	229	94	1	280	7	3	.352	.572	.924	1120	22	0	11	19





Tanner GORDON

RHP

Tanner Robert Gordon

BATS	THROWS	HEIGHT	WEIGHT
LEFT	RIGHT	6-5	215

BORN: Oct. 26, 1997 **OPENING DAY AGE:** 26
BIRTHPLACE: Champaign, IL **SCHOOL:** Indiana
ACQUIRED: Traded from the Braves to the Rockies July 24, 2023, along with RHP Victor Vodnik in exchange for RHP Pierce Johnson

QUICK HITS

- 5th pro season, Rockies are his second org (Braves)
- Traded to Rockies from Braves July 24, 2023, along with RHP Victor Vodnik for RHP Pierce Johnson
- Teammates with Rockies RHP Kyle Willcox and RHP Victor Vodnik in the Braves organization
- Ranked by MLB.com as Braves 26th best prospect entering 2023 but did not make Rockies' Top 30 list after trade, according to MLB.com
- Made Colorado organizational debut with Double-A Hartford July 30, 2023 (5.2 IP, 2 R, 5 H, 6 K, 2 BB)
- Tossed two 7.0 inning complete games in career: Aug. 17, 2023, with Hartford and June 9, 2022 with Double-A Mississippi
- Named South Atlantic League Pitcher of the Month April 2022 after posting career-high 14 strikeouts April 16 vs. Hudson Valley
- Originally drafted by Atlanta in the 6th round of the 2019 MLB Draft out of Indiana University
- Pitched one year at Indiana (2019), tallied 3.81 ERA with 90 strikeouts (ninth all-time in IU single-season history)
- Began college career at John A. Logan Community College (2017-18) ... Named National Pitcher of the Week April 26, 2018, after spinning a complete-game victory fanning a school record 19 batters

2023

- Made starts for four teams at two different levels: Double-A Mississippi (11), Double-A Hartford (four), Triple-A Gwinnett (six appearances, five starts) and Triple-A Albuquerque (six)
- Between the four clubs, compiled a 5.53 ERA (140.0 IP, 86 ER) with a 131:41 K:BB ratio and 1.36 WHIP
- Began year with Mississippi and made five starts before being promoted to Gwinnett
- Made six appearances and five starts for the Stripers, pitching to an 8.28 ERA (29.1 IP, 27 ER) before being sent back to Mississippi June 8
- Tallied six starts for M-Braves before being dealt to Rockies July 24 along with RHP Victor Vodnik for RHP Pierce Johnson
- Made Colorado organizational debut with Double-A Hartford July 30 (5.2 IP, 2 R, 5 H, 6 K, 2 BB)
- Over four starts with the Yard Goats, posted a 5.96 ERA (22.2 IP, 15 ER)
- Promoted to Albuquerque Aug. 23 and made six starts, registering a 4.31 ERA (31.1 IP, 15 ER)
- Recorded two quality starts to finish the year, including 7.0 shutout innings against eventual Pacific Coast League champion Oklahoma City

2022

- Began year with High-A Rome and made four starts, compiling a 1.64 ERA (22.0 IP, 4 ER) with a 36:0 K:BB ratio
- Named South Atlantic Pitcher of the Month April 2022 after posting career-high 14 strikeouts April 16 vs. Hudson Valley
- Promoted to Double-A Mississippi May 3
- Made 21 starts for M-Braves, pitching to a 5.31 ERA (98.1 IP, 58 ER) with a 97:37 K:BB ratio and 1.45 WHIP
- Tossed 7.0 inning complete game with Double-A Mississippi June 9 (1 ER, 4 H, 7 K, 2 BB)

2021

- Started season with High-A Rome and made six starts before being sent down to Single-A Augusta June 10
- Made 11 starts with the GreenJackets, registering a 3.43 ERA (57.2 IP, 22 ER) with 65:10 K:BB ratio and 0.92 WHIP
- Pitched 7.0 innings twice with Augusta (July 6 and Aug. 10)
- Sent back to Rome Aug. 11 and made five starts to finish the year ... Over 11 appearances, 10 starts, pitched to a 4.44 ERA (50.2 IP, 25 ER) with a 44:11 K:BB ratio

PERSONAL / MISCELLANEOUS INFORMATION

- Son of Bob and Jody Gordon
- Has two brothers, Quinton and Tray
- Played for John Staab at Champaign Central High School, where he was a two-year letterwinner; First-Team All-State selection senior year
- Team won conference title his sophomore, junior, and senior years



Season	League	Team	W	L	ERA	G	GS	CG	SHO	SV	SVO	IP	H	R	ER	HR	HB	BB	IBB	SO	WHIP	AVG
2019	ROA	DAN	2	1	2.22	13	0	0	0	0	0	24.1	13	6	6	2	0	12	0	36	1.03	.155
2021	A	AUG	4	4	3.43	11	11	1	0	0	0	57.2	43	24	22	5	4	10	0	65	0.92	.205
2021	A+	ROM	2	4	4.44	11	10	0	0	1	1	50.2	57	32	25	8	0	11	0	44	1.34	.282
2021	Minors	2 Teams	6	8	3.90	22	21	1	0	1	1	108.1	100	56	47	13	4	21	0	109	1.12	.243
2022	A+	ROM	3	1	1.64	4	4	0	0	0	0	22.0	18	5	4	1	0	0	0	36	0.82	.220
2022	AA	MIS	9	6	5.31	21	21	1	0	0	0	98.1	106	62	58	16	2	37	0	97	1.45	.275
2022	Minors	2 Teams	12	7	4.64	25	25	1	0	0	0	120.1	124	67	62	17	2	37	0	133	1.34	.266
2023	AA	MIS	4	5	4.61	11	11	0	0	0	0	56.2	54	34	29	7	0	15	0	55	1.22	.243
2023	AA	HFD	2	2	5.96	4	4	1	1	0	0	22.2	24	15	15	5	1	6	0	21	1.32	.273
2023	AAA	GWN	1	4	8.28	6	5	0	0	0	0	29.1	38	30	27	3	1	10	0	21	1.64	.328
2023	AAA	ABQ	1	1	4.31	6	6	0	0	0	0	31.1	34	17	15	4	0	10	0	34	1.40	.264
2023	Minors	4 Teams	8	12	5.53	27	26	1	1	0	0	140.0	150	96	86	19	2	41	0	131	1.36	.270
2023	AA	2 Teams	6	7	4.99	15	15	1	1	0	0	79.1	78	49	44	12	1	21	0	76	1.25	.252
2023	AAA	2 Teams	2	5	6.23	12	11	0	0	0	0	60.2	72	47	42	7	1	20	0	55	1.52	.294
Career	ROA	DAN	2	1	2.22	13	0	0	0	0	0	24.1	13	6	6	2	0	12	0	36	1.03	.155
Career	AAA	2 Teams	2	5	6.23	12	11	0	0	0	0	60.2	72	47	42	7	1	20	0	55	1.52	.294
Career	AA	2 Teams	15	13	5.17	36	36	2	1	0	0	177.2	184	111	102	28	3	58	0	173	1.36	.265
Career	A+	ROM	5	5	3.59	15	14	0	0	1	1	72.2	75	37	29	9	0	11	0	80	1.18	.264
Career	A	AUG	4	4	3.43	11	11	1	0	0	0	57.2	43	24	22	5	4	10	0	65	0.92	.205
Career	Minors	7 Teams	28	28	4.60	87	72	3	1	1	1	393.0	387	225	201	51	8	111	0	409	1.27	.255

Organization

2024 Isotopes

2023 In Review

Colorado Rockies

Opponents

Isotopes Records

Copa

ABQ Pro Baseball

History

Media Information





Seth HALVORSEN

RHP

Seth Michael Halvorsen

BATS	THROWS	HEIGHT	WEIGHT
RIGHT	RIGHT	6-2	225

BORN: Feb. 18, 2000 **OPENING DAY AGE:** 24
BIRTHPLACE: Chicago, IL **SCHOOL:** Tennessee
ACQUIRED: Rockies 7th round selection (202nd overall) in the 2023 MLB First-Year Draft

QUICK HITS

- 2nd professional season, all with the Rockies organization
- Seventh round selection by Colorado in the 2023 First Year Player Draft
- Also selected two previous times in the draft: 30th round by Minnesota (2018) and 19th round by Philadelphia (2021)
- Pitched collegiately at the University of Missouri from 2019-21, transferred to Tennessee for the 2023 campaign
- Two-way player at the start of his college career, including 10 starts in center field in 2020; shifted to the mound full time beginning in 2021
- 2018 Minnesota "Mr. Baseball" as well as state's Gatorade Player of the Year; was 7-1 with a 0.94 ERA and batted .405 in his senior season for Heritage Christian Academy

2023

- Seventh round draft pick from the University of Tennessee
- Pitched 13 times in relief across three levels (ACL Rockies, High-A Spokane, Double-A Hartford), totaling a 2.70 ERA (13.1 IP, 4 ER) with four walks and 13 strikeouts
- Four scoreless appearances with Hartford to close his season from Aug. 29 - Sept. 12

PERSONAL / MISCELLANEOUS INFORMATION

- Son of Lisa and Brent Halvorsen
- Seventh round draft pick from the University of Tennessee
- Raised in Plymouth, Minnesota
- Earned a bachelor's degree in hospitality and tourism management in 2023
- Has three siblings: sisters Mariah and Ainsley, and a brother, Nathan

Season	League	Team	W	L	ERA	G	GS	CG	SHO	SV	SVO	IP	H	R	ER	HR	HB	BB	IBB	SO	WHIP	AVG
2023	ROK	A-RCK	2	0	0.00	2	0	0	0	0	0	2.1	3	0	0	0	0	0	0	3	1.29	.300
2023	A+	SPO	0	0	3.60	5	0	0	0	0	1	5.0	6	2	2	1	0	1	0	5	1.40	.300
2023	AA	HFD	0	0	3.00	6	0	0	0	0	1	6.0	5	2	2	1	0	3	0	5	1.33	.238
2023	Minors	3 Teams	2	0	2.70	13	0	0	0	0	2	13.1	14	4	4	2	0	4	0	13	1.35	.275
Career	ROK	A-RCK	2	0	0.00	2	0	0	0	0	0	2.1	3	0	0	0	0	0	0	3	1.29	.300
Career	AA	HFD	0	0	3.00	6	0	0	0	0	1	6.0	5	2	2	1	0	3	0	5	1.33	.238
Career	A+	SPO	0	0	3.60	5	0	0	0	0	1	5.0	6	2	2	1	0	1	0	5	1.40	.300
Career	Minors	3 Teams	2	0	2.70	13	0	0	0	0	2	13.1	14	4	4	2	0	4	0	13	1.35	.275





Jameson HANNAH OF

Jameson Chandler Hannah

BATS	THROWS	HEIGHT	WEIGHT
LEFT	LEFT	5-10	185

BORN: August 10, 1997 **OPENING DAY AGE:** 26
BIRTHPLACE: Flower Mound, TX **SCHOOL:** Dallas Baptist University
ACQUIRED: Traded to Colorado from Cincinnati along with RHP Robert Stephenson in exchange for RHP Jeff Hoffman and RHP Case Williams, Nov. 25, 2020

QUICK HITS

- 6th professional season, Rockies are his 3rd organization
- Acquired by the Rockies along with Robert Stephenson from Cincinnati in exchange for Jeff Hoffman and Case Williams on Nov. 25, 2020
- Traded by Oakland to Cincinnati in 2019 at the July 31 non-waive deadline for RHP Tanner Roark
- 2nd round pick (50th overall) by the Athletics from Dallas Baptist University in 2018
- Missed the majority of 2023 with a left hamstring injury; Played in just 18 non-rehab games, all with Triple-A Albuquerque
- Was a First-Team All-Missouri Valley Conference Selection in 2017 and 2018
- Played in the Cape Cod League for the Bourne Braves in 2014

2023

- Missed majority of season with left hamstring injury; Played in just 18 non-rehab games, all with Triple-A Albuquerque
- Slashed .267/.348/.283 with one double, 11 RBI and four stolen bases while recording 11:8 K:BB ratio
- Placed on the Isotopes' Injured List April 7 after appearing in four games to begin the season for Albuquerque
- Went 3-for-3 with three RBI and two runs scored while reaching base five times in first game off the IL Aug. 2 vs. LV
- Drove in Albuquerque's final run of the season, a base hit to left field in the seventh for the decisive margin in a 2-1 victory on Sept. 24 vs. Oklahoma City
- Played in nine rehab games for ACL Rockies, .483/.568/.724

2022

- Limited to just 29 games with Double-A Hartford due to injury, slashed .273/.351/.725 with five doubles, a triple, a home and four RBI; was 7-for-7 in stolen base attempts
- Did not play after May 19
- Appeared in seven Major League spring training games for Colorado

2021

- Batted .255 with 16 doubles and 11 steals in 79 games for Double-A Hartford

2020

- Did not play due to the COVID-19 pandemic
- Was acquired by Colorado from Cincinnati, along with RHP Robert Stephenson, in exchange for RHP Jeff Hoffman on Nov. 25.

PERSONAL / MISCELLANEOUS INFORMATION

- Graduated from Flower Mound High School, where he helped lead the team to the Class 5A state title in 2014.
- Attended Dallas Baptist University, where he was a First Team All-Missouri Valley Conference selection in 2017 ... also earned MVC All-Defensive Team honors.

Season	League	Team	AVG	G	AB	R	H	2B	3B	HR	RBI	BB	IBB	SO	SB	CS	OBP	SLG	OPS	PA	HBP	SAC	SF	GIDP
2018	A(Short)	VER	.279	23	86	14	24	4	1	1	10	9	0	24	6	0	.347	.384	.731	95	0	0	0	0
2019	A(Adv)	STK	.283	92	375	48	106	25	3	2	31	29	1	88	6	7	.341	.381	.722	414	6	0	3	3
2019	A(Adv)	DBT	.224	18	67	6	15	3	1	0	6	9	0	16	2	1	.325	.299	.624	78	1	1	0	1
2019	Minors	2 Teams	.274	110	442	54	121	28	4	2	37	38	1	104	8	8	.339	.369	.708	492	7	1	3	4
2019	A(Adv)	2 Teams	.274	110	442	54	121	28	4	2	37	38	1	104	8	8	.339	.369	.708	492	7	1	3	4
2021	AA	HFD	.255	79	302	41	77	16	2	3	17	29	1	99	11	2	.324	.351	.675	339	4	0	4	1
2022	AA	HFD	.273	29	99	16	27	5	1	1	4	12	0	25	7	0	.351	.374	.725	114	0	1	0	0
2023	ROK	A-RCK	.483	9	29	7	14	4	0	1	6	7	0	3	2	0	.568	.724	1.292	37	0	0	1	0
2023	AAA	ABQ	.267	18	60	8	16	1	0	0	11	8	0	11	4	1	.348	.283	.631	70	0	1	1	0
2023	Minors	2 Teams	.337	27	89	15	30	5	0	1	17	15	0	14	6	1	.425	.427	.852	107	0	1	2	0
Career	ROK	A-RCK	.483	9	29	7	14	4	0	1	6	7	0	3	2	0	.568	.724	1.292	37	0	0	1	0
Career	AAA	ABQ	.267	18	60	8	16	1	0	0	11	8	0	11	4	1	.348	.283	.631	70	0	1	1	0
Career	AA	HFD	.259	108	401	57	104	21	3	4	21	41	1	124	18	2	.331	.357	.688	453	4	1	4	1
Career	A+	2 Teams	.274	110	442	54	121	28	4	2	37	38	1	104	8	8	.339	.369	.708	492	7	1	3	4
Career	A(Short)	VER	.279	23	86	14	24	4	1	1	10	9	0	24	6	0	.347	.384	.731	95	0	0	0	0
Career	Minors	6 Teams	.274	268	1018	140	279	58	8	8	85	103	2	266	38	11	.344	.370	.714	1147	11	3	9	5





Brendan HARDY

RHP

Brendan Hardy

BATS	THROWS	HEIGHT	WEIGHT
RIGHT	RIGHT	6-4	170

BORN: Dec. 15, 1999 OPENING DAY AGE: 24

BIRTHPLACE: Gulfport, MS

SCHOOL: Harrison Central High School

ACQUIRED: Selected by the Rockies from the New York Mets in the Minor League Phase of the 2023 Rule 5 Draft

QUICK HITS

- 6th pro season, Rockies are his second organization (Mets)
- 31st round pick by the Mets in 2018 from Harrison Central High School (MS)
- Pitched for the 2023 Glendale Desert Dogs of the Arizona Fall League
- Entering 2024, has a 12.1 K/9 ratio (179 strikeouts in 133.1 IP)
- Has limited opponents to a .194 batting average against during his career

2023

- Split the season between three affiliates (St. Lucie, Brooklyn, Binghamton) and compiled a 1.80 ERA (35.0 IP, 7 ER)
- Walked 13 batters and struck out 54 in 35 innings
- Did not make his season debut until May 11 due to injury
- Struck out three or more batters in each of his first four outings
- Spun three hitless frames of relief on Aug. 11 vs. Aberdeen
- In six appearances for Binghamton, issued just one walk compared to 15 punchouts
- Pitched in the Arizona Fall League for Glendale, surrendering four runs in 5.2 IP across seven outings
- Selected in the Minor League Rule 5 Draft by Colorado on Dec. 6

2022

- Appeared in 23 contests between Low-A St. Lucie and High-A Brooklyn, posting a 2.79 ERA (29.0 IP, 9 ER)
- Fanned 46 hitters over 29 innings
- Registered 17 punchouts in six appearances with St. Lucie before a promotion
- Placed on the Injured List Aug. 19, ending his campaign

2021

- Struggled to a 12.43 ERA (25.1 IP, 36 ER) in 24 games betwixt the FGL Mets and St. Lucie
- Walked 38 batters, also uncorked 10 wild pitches
- Allowed multiple runs in exactly half of his outings

PERSONAL / MISCELLANEOUS INFORMATION

- Said in a 2022 interview he would be in sports broadcasting if not for a playing career
- Credits Phillies MiLB pitcher David Parkinson with saving his career, they worked on mechanics in 2021-22 offseason
- His dad played three seasons in the Tigers minor league system from 1979-81, reached as high as Double-A
- Parents are Jan and Bill Hardy
- Attended Harrison Central High School in Gulfport, MS
- Had committed to Jones County Community College (Ellisville, MS) prior to being drafted

Season	League	Team	W	L	ERA	G	GS	CG	SHO	SV	SVO	IP	H	R	ER	HR	HB	BB	IBB	SO	WHIP	AVG
2018	ROK	G-MET	1	1	3.31	9	0	0	0	0	2	16.1	11	9	6	1	1	14	2	19	1.53	.186
2019	ROA	KNG	2	1	6.83	16	0	0	0	0	2	27.2	19	24	21	3	3	25	0	29	1.59	.190
2021	ROK	F-MET	3	1	10.80	13	1	0	0	1	1	11.2	11	15	14	0	4	17	0	14	2.40	.262
2021	A	SLU	0	0	13.83	11	0	0	0	0	0	13.2	13	21	21	2	2	21	0	17	2.49	.255
2021	Minors	2 Teams	3	1	12.43	24	1	0	0	1	1	25.1	24	36	35	2	6	38	0	31	2.45	.258
2022	A	SLU	0	0	1.08	6	0	0	0	1	1	8.1	3	1	1	0	1	4	0	17	0.84	.107
2022	A+	BRK	1	0	3.48	17	0	0	0	0	0	20.2	12	8	8	0	3	17	0	29	1.40	.167
2022	Minors	2 Teams	1	0	2.79	23	0	0	0	1	1	29.0	15	9	9	0	4	21	0	46	1.24	.150
2023	A	SLU	0	0	2.08	3	0	0	0	1	1	4.1	2	1	1	0	0	2	0	9	0.92	.143
2023	A+	BRK	0	2	1.61	15	0	0	0	1	1	22.1	12	9	4	0	2	10	0	30	0.99	.162
2023	AA	BNG	1	0	2.16	6	0	0	0	0	0	8.1	9	2	2	1	0	1	0	15	1.20	.265
2023	Minors	3 Teams	1	2	1.80	24	0	0	0	2	2	35.0	23	12	7	1	2	13	0	54	1.03	.189
Career	ROK	F-MET	4	2	6.43	22	1	0	0	1	3	28.0	22	24	20	1	5	31	2	33	1.89	.218
Career	ROA	KNG	2	1	6.83	16	0	0	0	0	2	27.2	19	24	21	3	3	25	0	29	1.59	.190
Career	AA	BNG	1	0	2.16	6	0	0	0	0	0	8.1	9	2	2	1	0	1	0	15	1.20	.265
Career	A+	BRK	1	2	2.51	32	0	0	0	1	1	43.0	24	17	12	0	5	27	0	59	1.19	.164
Career	A	SLU	0	0	7.86	20	0	0	0	2	2	26.1	18	23	23	2	3	27	0	43	1.71	.194
Career	Minors	5 Teams	8	5	5.27	96	1	0	0	4	8	133.1	92	90	78	7	16	111	2	179	1.52	.194





Geoff HARTLIEB

RHP

Geoffery Thomas Hartlieb

BATS	THROWS	HEIGHT	WEIGHT
RIGHT	RIGHT	6-5	240

BORN: Dec. 9, 1993	OPENING DAY AGE: 30
BIRTHPLACE: Highland, IL	SCHOOL: Lindenwood University
ACQUIRED: Signed by the Rockies to a minor league contract Nov. 14, 2023	

QUICK HITS

- 9th professional season, Rockies are his fifth organization (Pirates, Mets, Red Sox, Marlins)
- 29th round selection by the Pirates in 2016 MLB Draft
- Entering 2024, tallied 59 career MLB appearances (all in relief) between Pittsburgh, New York and Miami for 7.17 ERA (70.1 IP, 56 ER)
- Made Major League debut May 18, 2019, at San Diego, tossing a perfect ninth inning to seal a 7-2 win; retired Manny Machado on a foul pop for the final out
- Best season was 2020 when he totaled a 3.63 ERA in 21 appearances for Pittsburgh
- Pitched for the Surprise Saguaros of the Arizona Fall League in 2018
- Originally attended Quincy University (Division II) as a freshman in 2012-13 and played on the basketball team, averaging 1.8 PPG
- Transferred to Lindenwood University in St. Charles, Missouri; was part of the D-II Intercollegiate Athletics Association at the time, now they compete in the Division I Ohio Valley Conference
- Only graduate of Lindenwood to reach Major Leagues
- 37th round selection by the Mets in 2015, did not sign

2023

- Spent most of the campaign with Triple-A Jacksonville, compiling a 3.63 ERA in 35 outings ... Walked 18 batters and struck out 46 in 44.2 innings
- Started the year on the Injured List, activated May 2
- Did not allow a run in his first eight games (spanning 10.1 IP)
- Called up by Miami three times, pitched in just two contests (4.0 IP) with a run allowed
- Allowed solo homer to 2023 playoff hero Adolis Garcia Aug. 6
- Tossed three scoreless frames of two-hit ball on Sept. 2 at Washington
- Designated for assignment Sept. 6 and outrighted to the Jumbo Shrimp
- Elected free agency following the season
- Signed a Minor League deal with Colorado on Nov. 13

2022

- Non-roster invitee to Spring Training with the Red Sox
- Worked in 40 contests (three starts) for Triple-A Worcester, going 3-6 with a 5.16 ERA
- Made the first start of his pro career on July 4 at Scranton
- Wilkes-Barre, allowing a run in two innings with five strikeouts
- Pitched for Aguilas in the Dominican Winter League
- Signed a Minor League contract with Miami on Nov. 21

2021

- Split the year across three different organizations (Pirates, Mets, Red Sox)
- Pitched in four contests with Pittsburgh, allowing four runs in 4.2 IP
- Was dominant in nine relief outings for Triple-A Indianapolis, compiling 1.86 ERA (9.2 IP, 2 ER) with four walks, 13 strikeouts
- Designated for assignment on July 3, claimed by Mets six days later
- Despite six different callups to New York, only pitched three times, allowing seven earned runs in 4.1 IP
- DFA'd by Mets Sept. 2, claimed by Boston the following day
- Finished the year working in four games for Triple-A Worcester, not allowing a hit over 3.2 frames with one unearned run on his ledger
- Designated for assignment by Boston on Sept. 23 and outrighted to the WooSox roster
- Totaled 27 transactions for the season
- Recalled by Pittsburgh three times, Mets six times, and Red Sox once

2020

- Started the shortened 60-game campaign at the Pirates' alternate site (Altoona)
- Recalled on July 28, spent the rest of the year in the majors
- Pitched in 21 games, totaling a 3.63 ERA (22.1 IP, 9 ER)
- League batted just .205 against him, one home run allowed
- Unscored upon in 16 of 21 outings
- Earned first MLB win in his season debut July 28 vs. Milwaukee with two scoreless frames of relief

PERSONAL / MISCELLANEOUS INFORMATION

- Son of Chris and the late Wendy Hartlieb
- 2016 Lindenwood Male Student Athlete of the Year
- 2012 graduate of Highland High School (IL) which also produced Jake Odorizzi
- Was all-state in basketball during his junior and senior years
- Originally quit baseball at the end of high school
- Grew up a Cardinals fan, attended many games at Busch Stadium



Season	League	Team	W	L	ERA	G	GS	CG	SHO	SV	SVO	IP	H	R	ER	HR	HB	BB	IBB	SO	WHIP	AVG
2016	ROK	BRS	4	1	4.44	16	0	0	0	1	2	26.1	26	22	13	3	4	9	0	28	1.33	.252
2017	A(Full)	WV	1	2	0.83	20	0	0	0	6	6	32.2	22	7	3	1	1	6	0	26	0.86	.191
2017	A(Adv)	BRD	1	4	3.48	19	0	0	0	3	6	31.0	29	15	12	3	1	9	1	36	1.23	.250
2017	Minors	2 Teams	2	6	2.12	39	0	0	0	9	12	63.2	51	22	15	4	2	15	1	62	1.04	.221
2018	AA	ALT	8	2	3.24	47	0	0	0	10	16	58.1	56	29	21	3	3	24	0	56	1.37	.253
2019	AAA	IND	4	1	2.50	26	0	0	0	3	6	39.2	31	11	11	0	0	15	0	50	1.16	.212
2019	MLB	PIT	0	1	9.00	29	0	0	0	0	0	35.0	52	35	35	8	0	18	0	38	2.00	.351
2020	MLB	PIT	1	0	3.63	21	0	0	0	0	0	22.1	16	11	9	1	3	19	0	19	1.57	.205
2021	AAA	IND	1	1	1.86	9	0	0	0	0	0	9.2	5	2	2	1	0	4	0	13	0.93	.147
2021	AAA	SYR	1	1	6.23	10	0	0	0	0	1	13.0	16	10	9	3	0	9	0	14	1.92	.276
2021	AAA	WOR	1	0	0.00	4	0	0	0	0	0	3.2	0	1	0	0	2	4	0	2	1.09	.000
2021	MLB	PIT	0	0	7.71	4	0	0	0	0	0	4.2	3	4	4	0	2	5	0	4	1.71	.188
2021	MLB	NYM	0	0	14.54	3	0	0	0	0	0	4.1	7	7	7	0	1	6	0	5	3.00	.350
2021	Minors	3 Teams	3	2	3.76	23	0	0	0	0	1	26.1	21	13	11	4	2	17	0	29	1.44	.206
2021	AAA	3 Teams	3	2	3.76	23	0	0	0	0	1	26.1	21	13	11	4	2	17	0	29	1.44	.206
2021	MLB	2 Teams	0	0	11.00	7	0	0	0	0	0	9.0	10	11	11	0	3	11	0	9	2.33	.278
2022	AAA	WOR	3	6	5.16	40	3	0	0	0	3	61.0	60	36	35	8	3	25	2	64	1.39	.254
2023	AAA	JAX	2	6	3.63	35	0	0	0	7	10	44.2	41	25	18	4	2	18	0	46	1.32	.237
2023	MLB	MIA	0	0	2.25	2	0	0	0	0	0	4.0	2	1	1	1	0	3	0	3	1.25	.154
Career	ROK	BRS	4	1	4.44	16	0	0	0	1	2	26.1	26	22	13	3	4	9	0	28	1.33	.252
Career	MLB	3 Teams	1	1	7.17	59	0	0	0	0	0	70.1	80	58	56	10	6	51	0	69	1.86	.291
Career	AAA	4 Teams	12	15	3.93	124	3	0	0	10	20	171.2	153	85	75	16	7	75	2	189	1.33	.233
Career	AA	ALT	8	2	3.24	47	0	0	0	10	16	58.1	56	29	21	3	3	24	0	56	1.37	.253
Career	A+	BRD	1	4	3.48	19	0	0	0	3	6	31.0	29	15	12	3	1	9	1	36	1.23	.250
Career	A	CWV	1	2	0.83	20	0	0	0	6	6	32.2	22	7	3	1	1	6	0	26	0.86	.191
Career	Minors	8 Teams	26	24	3.49	226	3	0	0	30	50	320.0	286	158	124	26	16	123	3	335	1.28	.236





Jimmy HERRON

OF

Jimmy P. Herron

BATS	THROWS	HEIGHT	WEIGHT
RIGHT	LEFT	6-0	195

BORN: July 27, 1996 OPENING DAY AGE: 27

BIRTHPLACE: Harleysville, PA

SCHOOL: Duke

ACQUIRED: Traded to Rockies from Chicago (NL) in exchange for cash on July 31, 2019

QUICK HITS

- 6th pro season, Rockies are his 2nd organization
- Had a breakout year with Albuquerque in 2023, slashing .296/.395/.498 while setting career highs in doubles (27), triples (four), homers (19), RBI (83), and stolen bases (33)
- Finished the 2023 season with 106 runs scored, a career high, which tied for second most in a single campaign in Isotopes history; drew 69 walks, third on the single-season ledger
- Reached base in 102 of 119 games started with Albuquerque in 2023
- Finished second in 2023 in the PCL in runs, fifth in stolen bases, seventh in OPS (.893), eighth in hits and tenth in slugging, average and OBP
- Third-round pick by the Chicago Cubs from Duke in the 2018 First-Year Player Draft
- Traded to Colorado on July 31, 2019 in exchange for cash considerations
- First Blue Devil in school history to total 50+ career doubles (57) and stolen bases (64)
- 2018 All-ACC second team
- Elected team captain of Duke before the 2018 season
- Named to the 2018 Baseball America Preseason All-America Third Team
- Selected by the Yankees in the 31st round (No. 932 overall) in 2017 but did not sign
- Played for the Orleans Firebirds of the Cape Cod League in 2017, named to the league All-Star Game
- Earned Louisville Slugger Freshman All-America honors in 2016, the 11th Blue Devil to do so

2023

- Spent the entire campaign with Triple-A Albuquerque, compiling a .296/.395/.498 with 27 doubles, four triples, 19 homers, 83 RBI, and 33 stolen bases
- Finished the season with 106 runs scored, tied for second most in a single campaign in Isotopes history; drew 69 walks, third on the single-season ledger
- Reached base in 102 of 119 games started
- Was second in the PCL in runs, fifth in stolen bases, seventh in OPS (.893), eighth in hits and tenth in slugging, average and OBP
- Eighth Isotope to ever reach 30 or more steals in a season, fourth to achieve the century mark in runs scored
- Career-best nine-game hit streak from Sept. 1-10, was 14-for-35 with three doubles, two homers, nine RBI
- Compiled 35 multi-hit games, including 11 contests with three knocks or more
- Delivered a walk-off single to cap a six-run ninth inning in a 17-16 victory over Sacramento on July 30
- Launched a game-winning homer in the ninth on Sept. 14 at El Paso
- Played first base for the first time as a professional on Sept. 17 at El Paso (after Jonathan Morales departed due to injury), homered among a five-RBI day in an 11-8 win

2022

- Began the season at Double-A Hartford, slash line was .259/.373/.465 with nine doubles, nine homers, 30 RBI and seven steals in 54 games
- Promoted to Triple-A Albuquerque on July 6
- Played in 41 contests for the Isotopes, slashing .266/.350/.434 with eight doubles, two triples, four homers, 14 RBI and seven steals
- Connected on his first Triple-A home run on July 30 vs. Las Vegas, a three-run blast
- Recorded his first three-hit game as an Isotope on Aug. 2 at El Paso
- Closed out the campaign batting .346 over his final 15 games; had three doubles, two triples, three home runs and eight walks during the stretch, multiple hits in six of 15

2021

- Began the season with Double-A Hartford
- Only played five games (2-for-12) before sustaining an injury on June 3 while trying to rob a home run, ultimately ended his season

2020

- Did not play due to the cancellation of the Minor League season



PERSONAL / MISCELLANEOUS INFORMATION

- Parents are Jim and Dianne Herron
- His father played baseball at West Chester University from 1985-87
- Has two younger sisters, Kristen and Bridget
- Earned All-ACC Academic Team honors in 2017-18, and was named to the ACC Academic Honor Roll all three years at Duke
- Majored in political science with a certificate in markets and management studies
- Played baseball and football at La Salle College High School in Wyndmoor, PA

- Led his team to state baseball championships in 2012 and 2014, scoring the winning run in each title game
- Selected to the Carpenter Club Classic, a baseball tournament for 16 high school all-star teams from Eastern Pennsylvania, South and Central New Jersey, and Delaware
- Graduated as the football program's all-time leading wide receiver
- Earned three first-team All-Philadelphia Catholic League honors as a wide receiver and defensive back

Season	League	Team	AVG	G	AB	R	H	2B	3B	HR	RBI	BB	IBB	SO	SB	CS	OBP	SLG	OPS	PA	HBP	SAC	SF	GIDP
2018	ROK	A-CUB	.310	9	29	6	9	3	0	1	2	8	0	2	0	0	.459	.517	.976	37	0	0	0	1
2018	A(Full)	SB	.245	33	110	12	27	2	0	3	17	12	3	24	1	3	.333	.345	.678	130	4	1	3	3
2018	Minors	2 Teams	.259	42	139	18	36	5	0	4	19	20	3	26	1	3	.361	.381	.742	167	4	1	3	4
2019	A(Adv)	MB	.220	92	318	35	70	17	4	4	30	44	0	66	19	7	.320	.336	.656	373	5	1	5	4
2019	A(Adv)	LAN	.338	18	68	12	23	0	1	4	13	6	0	13	2	3	.403	.544	.947	77	2	0	1	0
2019	Minors	2 Teams	.241	110	386	47	93	17	5	8	43	50	0	79	21	10	.334	.373	.707	450	7	1	6	4
2019	A(Adv)	2 Teams	.241	110	386	47	93	17	5	8	43	50	0	79	21	10	.334	.373	.707	450	7	1	6	4
2021	AA	HFD	.167	5	12	2	2	0	0	0	1	3	0	5	1	0	.333	.167	.500	15	0	0	0	0
2022	AA	HFD	.259	54	185	27	48	9	1	9	30	28	0	37	7	2	.373	.465	.838	221	6	1	1	0
2022	AAA	ABO	.266	41	143	30	38	8	2	4	14	17	0	32	7	1	.350	.434	.784	163	2	0	1	0
2022	Minors	2 Teams	.262	95	328	57	86	17	3	13	44	45	0	69	14	3	.363	.451	.814	384	8	1	2	0
2023	AAA	ABO	.296	128	456	106	135	27	4	19	83	69	1	103	33	5	.395	.498	.893	539	9	0	5	7
Career	ROK	A-CUB	.310	9	29	6	9	3	0	1	2	8	0	2	0	0	.459	.517	.976	37	0	0	0	1
Career	AAA	ABO	.289	169	599	136	173	35	6	23	97	86	1	135	40	6	.385	.482	.867	702	11	0	6	7
Career	AA	HFD	.254	59	197	29	50	9	1	9	31	31	0	42	8	2	.370	.447	.817	236	6	1	1	0
Career	A+	2 Teams	.241	110	386	47	93	17	5	8	43	50	0	79	21	10	.334	.373	.707	450	7	1	6	4
Career	A	SB	.245	33	110	12	27	2	0	3	17	12	3	24	1	3	.333	.345	.678	130	4	1	3	3
Career	Minors	6 Teams	.266	380	1321	230	352	66	12	44	190	187	4	282	70	21	.365	.435	.800	1555	28	3	16	15





Jaden HILL

RHP

Kenneth Jaden Hill

BATS	THROWS	HEIGHT	WEIGHT
RIGHT	RIGHT	6-4	234

BORN: Dec. 22, 1999 **OPENING DAY AGE:** 24

BIRTHPLACE: Ashdown, AR **SCHOOL:** LSU

ACQUIRED: Rockies 2nd round selection (44th overall) in the 2021 First-Year Player Draft

QUICK HITS

- 3rd pro season, all with Rockies
- Pitched in the Arizona Fall League in 2023
- Was a second-round pick (44th overall) by Colorado in the 2021 First Year Player Draft
- Received \$1.7 million signing bonus
- Suffered a torn UCL in his junior year at LSU, underwent "Tommy John" Surgery in April 2021
- Limited to 51 collegiate innings in three seasons due to the pandemic and injury
- Selected by the Cardinals in the 38th round of the 2018 draft, did not sign
- Played in the Under Armour All-American Game at Wrigley Field in 2017

2023

- Started 16 games for High-A Spokane, was 0-9 with a 9.46 ERA (43.2 IP, 46 ER)
- Struck out 57 batters in 43.2 innings
- Left his Aug. 3 start at Everett with shoulder inflammation, did not pitch the rest of the regular season
- Returned to pitch in the Arizona Fall League, allowed four earned runs in 11.1 frames for Salt River
- Limited opponents to a .150 batting average in the AFL

2022

- Pitched 17.2 innings between the ACL Rockies and Low-A Fresno
- Made his pro debut July 12, exactly one year after being drafted

2021

- Second-round selection by Colorado (44th overall pick) from LSU
- Did not appear in any games due to undergoing "Tommy John" Surgery before the draft

PERSONAL / MISCELLANEOUS INFORMATION

- Majored in interdisciplinary studies at LSU
- Won SEC Pitcher of the Week after his collegiate debut against Air Force (5.0 IP, 1 R 4 H, 1 BB, 8 K) ... Made one more start before missing rest of freshman year after undergoing collarbone surgery
- Brother of former 10th round pick Kentrell Hill (SF, 2011)
- His cousin Cedrick Harris was an outfielder at LSU from 1997-2000, starting CF on their 2000 national championship team
- Starred at Ashdown High School (Arkansas), was 7-0 with an 0.51 ERA in his senior season, also batted .540 with 11 home runs and 43 RBI
- 2018 Arkansas Gatorade Player of the Year
- Took winners of an elementary school essay writing contest on a Christmas shopping trip in his hometown in 2022

Season	League	Team	W	L	ERA	G	GS	CG	SHO	SV	SVO	IP	H	R	ER	HR	HB	BB	IBB	SO	WHIP	AVG
2022	ROK	A-RCK	0	0	3.48	7	7	0	0	0	0	10.1	11	4	4	0	1	4	0	11	1.45	.282
2022	A	FRE	0	0	2.45	3	3	0	0	0	0	7.1	7	2	2	0	1	2	0	14	1.23	.259
2022	Minors	2 Teams	0	0	3.06	10	10	0	0	0	0	17.2	18	6	6	0	2	6	0	25	1.36	.273
2023	A+	SPO	0	9	9.48	16	16	0	0	0	0	43.2	54	47	46	11	8	25	0	57	1.81	.295
Career	ROK	A-RCK	0	0	3.48	7	7	0	0	0	0	10.1	11	4	4	0	1	4	0	11	1.45	.282
Career	A+	SPO	0	9	9.48	16	16	0	0	0	0	43.2	54	47	46	11	8	25	0	57	1.81	.295
Career	A	FRE	0	0	2.45	3	3	0	0	0	0	7.1	7	2	2	0	1	2	0	14	1.23	.259
Career	Minors	3 Teams	0	9	7.63	26	26	0	0	0	0	61.1	72	53	52	11	10	31	0	82	1.68	.289



Sam HILLIARD

OF

Samuel Beaman Hilliard

BATS	THROWS	HEIGHT	WEIGHT
LEFT	LEFT	6-5	236

BORN: Feb. 21, 1994 OPENING DAY AGE: 30

BIRTHPLACE: Mansfield, TX SCHOOL: Wichita State

ACQUIRED: Claimed off waivers by Rockies from Baltimore
Feb. 28, 2024

QUICK HITS

- 10th professional season, Rockies are his third organization (Orioles, Braves)
- Claimed off waivers by Baltimore after the 2023 season, then Designated for Assignment by the Orioles in spring training, re-claimed by Colorado on Feb. 28
- Traded to Atlanta in exchange for minor league RHP Dylan Spain on Nov. 6, 2022, first roster move of the offseason as it occurred less than 24 hours after the final out of the World Series
- Entering 2024, In 254 MLB games, has a .215/.294/.424 slash line with 32 homers and 77 RBI
- Enters the 2024 season second on the Isotopes all-time home run leaderboard with 62 (four away from tying Jordan Patterson)
- Had a historic 2019 season with Albuquerque, slashing .262/.335/.558 with 29 doubles, seven triples, 35 home runs (tied for third-most in a single season in club history) and 101 RBI (fifth highest in club history); his 109 runs scored are most ever by a player in a campaign
- Voted as Albuquerque's Power Hitter of the Year and Fan Favorite in 2019, also a Mid-Season and Post-Season PCL All-Star
- One of three Isotopes to compile a 30 HR/20 SB campaign (Joc Pederson, 2014 and Wynton Bernard, 2022)
- Made his Major League debut Aug. 27, 2019 vs. Boston and connected on a two-run blast in the eighth inning, was the eighth Rockie to hit a homer in his MLB debut and ninth to accomplish the feat for his first hit
- Started his collegiate career at Navarro College (Corsicana, TX) before transferring to Crowder College (Neosho, MO)
- 31st round pick by Minnesota in the 2014 First-Year Player Draft but did not sign, instead transferred to Wichita State
- Was a two-way player for the Shockers (1B/OF, 15 appearances on the mound) then selected in the 15th round by Colorado in 2015 and signed
- Mid-Season All-Star in the South Atlantic League (2016), California League (2017), Eastern League (2018) and Pacific Coast League (2019)
- Played in the Arizona Fall League following the 2018 campaign

2023

- Made the Braves Opening Day roster as a reserve
- Appeared in 40 contests with Atlanta, slashing .236/.295/.431 with three homers and six RBI
- Robbed Manny Machado of a home run with a leaping catch in center field on April 19
- Clubbed two homers on April 24 vs. Miami
- Played in eight games in June, but did not get a single plate appearance (entered all as a defensive sub or pinch runner)
- Placed on the IL on July 19 with a right heel contusion
- Began a rehab assignment with Triple-A Gwinnett on Aug. 1, but re-injured himself and was transferred to the 60-day IL, ending his season
- Participated in simulated games prior to the postseason, but was inactive for Atlanta's 3-1 NLDS series loss to the Phillies

2022

- Split the season between Colorado and Triple-A Albuquerque
- In 70 contests for the Rockies, slashed .184/.280/.264 with six doubles, a triple, two homers, 14 RBI and five steals
- Homered in back-to-back contests May 13-14 vs. Kansas City, six RBI during the stretch
- Finished 3-for-5 with three runs scored July 13 vs. San Diego
- Robbed Brandon Drury of a home run with a leaping catch over the left field wall in San Diego on Aug. 4
- Optioned to Albuquerque twice: June 16 (Sean Bouchard called up) and Aug. 30 (Michael Togliola called up)
- Was 0-for-20 with 10 strikeouts in June prior to being sent down the first time
- Slashed .308/.405/.669 with five doubles, two triples, 13 homers and 32 RBI in 37 games with Albuquerque across two stints
- Went deep in back-to-back games five times for the Isotopes: June 25-26 at Las Vegas, Sept. 2-4 at Sugar Land, Sept. 7-8 vs. El Paso, Sept. 14-15 vs. Oklahoma City, and Sept. 25-26 vs. El Paso
- His two homers on Sept. 25 vaulted him into second place on the Isotopes' all-time leaderboard, passing Jason Wood (60)
- Traded to Atlanta in exchange for minor league RHP Dylan Spain on Nov. 6



2021

- Split the season between Colorado and Triple-A Albuquerque
- Made the Opening Day roster for the second year in-a-row but struggled mightily, going 4-for-37 with 19 strikeouts in April
- In 81 games for the Rockies, slashed .215/.294/.463 with seven doubles, two triples, 14 home runs and 34 RBI
- Hit one of four Rockies homers in the seventh inning on April 2 vs. Los Angeles against Trevor Bauer and David Price (also: Charlie Blackmon, Ryan McMahon, Dom Nunez)
- Optioned to Triple-A and joined Albuquerque for their Opening Day on May 6
- In a four-game stretch at Reno from June 18-21, was 8-for-15 with five homers and 12 RBI
- Added another two-homer game on July 1 vs. El Paso
- Recalled on July 16 and spent the remainder of the season with the Rockies
- Had a trio of three-hit games: July 27 at Los Angeles (AL), Aug. 6 vs. Miami and Sept. 23 vs. Los Angeles (NL)
- Connected on a game-winning home run in the ninth inning on Sept. 9 at Philadelphia
- Went deep in back-to-back games Oct. 1-2 at Arizona to conclude the campaign

2020

- Appeared in 36 games during the shortened campaign, slashing .210/.272/.438 with six home runs and 10 RBI
- Made his first Opening Day roster
- Started in the first ever regular season game at Globe Life Field (just 15 miles away from his hometown of Mansfield), was 0-for-4 with four strikeouts while playing left field
- Produced a four-hit game on Aug. 20 vs. Houston (two singles against Cristian Javier)
- Homered in back-to-back games on two occasions: Aug. 22-23 at Los Angeles (NL), then Sept. 2 vs. San Francisco and Sept. 4 at Los Angeles (NL)
- Sent to Alternate Training Site on Sept. 8 before being recalled for the final week of the season

PERSONAL / MISCELLANEOUS INFORMATION

- Son of Tamara Hext and the late Jim Hilliard
- His father Jim played college football at Texas and was an orthopedic surgeon for 35 years; diagnosed with ALS in 2018 and passed away on Sept. 12, 2021
- His mom Tamara was Miss Texas in 1984, 4th runner-up in Miss America pageant the same year
- Family created the "Team Hilliard Foundation" with the purpose of raising awareness and money for ALS research
- With fans not permitted to attend MLB games in 2020 due to the pandemic, the Rangers made a special exception and allowed Hilliard's parents to attend Opening Day at Globe Life Field, 15 miles away from his hometown in Mansfield
- Sam homered in his second game following his dad's passing in 2021 and dedicated it to him
- Tamara helped start the observance of Lou Gehrig Day in 2021, now observed annually by MLB on June 2, anniversary of Gehrig's Yankees debut

Season	League	Team	AVG	G	AB	R	H	2B	3B	HR	RBI	BB	IBB	SO	SB	CS	OBP	SLG	OPS	PA	HBP	SAC	SF
2015	ROK	GJ	.306	60	222	45	68	13	8	7	42	36	0	55	12	4	.397	.532	.929	262	0	0	4
2016	A(Full)	ASH	.267	127	461	71	123	23	5	17	83	56	3	150	30	12	.348	.449	.797	527	3	4	3
2017	A(Adv)	LAN	.300	133	536	95	161	23	7	21	92	50	2	154	37	17	.360	.487	.847	597	2	5	4
2018	AA	HFD	.262	121	435	58	114	22	3	9	40	41	2	151	23	14	.327	.389	.716	484	2	4	2
2019	AAA	ABQ	.262	126	500	109	131	29	7	35	101	54	1	164	22	5	.335	.558	.893	559	2	0	3
2019	MLB	COL	.273	27	77	13	21	4	2	7	13	9	0	23	2	0	.356	.649	1.005	87	1	0	0
2020	MLB	COL	.210	36	105	13	22	2	2	6	10	9	0	42	3	0	.272	.438	.710	114	0	0	0
2021	AAA	ABQ	.239	53	188	31	45	12	2	14	37	23	2	61	6	1	.324	.548	.872	213	1	0	1
2021	MLB	COL	.215	81	214	32	46	7	2	14	34	23	3	87	5	0	.294	.463	.757	238	1	0	0
2022	AAA	ABO	.308	37	133	27	41	5	2	13	32	21	0	39	4	1	.405	.669	1.074	158	2	0	2
2022	MLB	COL	.184	70	174	26	32	6	1	2	14	23	0	57	5	1	.280	.264	.544	200	1	0	2
2023	AAA	GWN	.308	4	13	2	4	0	0	0	2	3	0	5	0	0	.438	.308	.746	16	0	0	0
2023	MLB	ATL	.236	40	72	15	17	5	0	3	6	6	0	33	4	0	.295	.431	.726	78	0	0	0
Career	ROK	GJ	.306	60	222	45	68	13	8	7	42	36	0	55	12	4	.397	.532	.929	262	0	0	4
Career	MLB	2 Teams	.215	254	642	99	138	24	7	32	77	70	3	242	19	1	.294	.424	.718	717	3	0	2
Career	AAA	2 Teams	.265	220	834	169	221	46	11	62	172	101	3	269	32	7	.346	.570	.916	946	5	0	6
Career	AA	HFD	.262	121	435	58	114	22	3	9	40	41	2	151	23	14	.327	.389	.716	484	2	4	2
Career	A+	LAN	.300	133	536	95	161	23	7	21	92	50	2	154	37	17	.360	.487	.847	597	2	5	4
Career	A	ASH	.267	127	461	71	123	23	5	17	83	56	3	150	30	12	.348	.449	.797	527	3	4	3
Career	Minors	6 Teams	.276	661	2488	438	687	127	34	116	429	284	10	779	134	54	.351	.494	.845	2816	12	13	19





Gavin HOLLOWELL

RHP

Gavin Ernest Hollowell

BATS	THROWS	HEIGHT	WEIGHT
RIGHT	RIGHT	6-7	215
BORN: Nov. 4, 1997		OPENING DAY AGE: 26	
BIRTHPLACE: Somerset, NJ		SCHOOL: St. John's	
ACQUIRED: Rockies 6th round selection (189th overall) in the 2019 First-Year Player Draft			

QUICK HITS

- 5th professional season, all with the Rockies
- Earned his first career save on Sept. 16, 2023, with Colorado vs. San Francisco (Game 1 of DH), working 2.2 innings and throwing 48 pitches; most amount of pitches thrown by a Rockie while recording a save since Jose Acevedo (56, Sept. 2, 2005 vs. Los Angeles - NL)
- Had contract selected and called up by Colorado on Sept. 18, 2022; First Rockie to get first call-up to MLB and skip Triple-A since Ryan Feltner did so in 2021
- Made his Major League debut on Sept. 19, 2022 vs. San Francisco, took the loss after allowing a three-run home run to Thairo Estrada, the first reliever in club history to get the loss in their ML debut.
- Finished the 2022 season second in the Eastern League in saves (16) with Double-A Hartford
- Named to the 2019 All-Big East First Team
- Played for 2018 Hyannis Harbor Hawks of the Cape Cod League

2023

- Optioned to Triple-A Albuquerque at the end of Spring Training, but placed on the Injured List on Opening Day and did not make his season debut until May 18
- Made Triple-A debut May 18 vs. Tacoma, tossing hitless 8th
- In Albuquerque, compiled a 3.47 ERA (23.1 IP, 9 ER) with 10 walks and 27 strikeouts in 19 appearances for the Isotopes
- Did not permit run over his first seven games (7.2 frames) for Albuquerque, J.J. Matijevic homer on June 10 broke the string
- Pitched in 26 games for Colorado, going 2-0 with a 5.88 ERA (33.2 IP, 22 ER)
- Earned his first career save on Sept. 16 vs. San Francisco (Game 1 of DH), working 2.2 innings and throwing 48 pitches; most amount of pitches thrown by a Rockie while recording a save since Jose Acevedo (56, Sept. 2, 2005 vs. Los Angeles - NL)

2022

- Had contract selected and called up by Colorado on Sept. 18; First Rockie to get first call-up to MLB and skip Triple-A since Ryan Feltner did so in 2021
- Made his Major League debut on Sept. 19 vs. San Francisco, the eighth Rockie to make his debut in 2022 at the time, third pitcher ... took loss after allowing three-run home run to Thairo Estrada, first reliever in club history to get the loss in ML debut
- Scored upon in three of six appearances with two losses (7.0 IP, 7 R, 6 ER, 4 BB, 8 K)
- Spent the majority of the year with Double-A Hartford, pitching in 42 games and compiling a 4-2 ledger, 0.90 WHIP and 3.14 ERA (48.2 IP, 17 ER) with a 64:14 K:BB ratio
- Finished the 2022 season second in the Eastern League in saves (16) with Double-A Hartford ... converted his first seven save changes
- Placed on the IL from Aug. 31-Sept. 10

2021

- Did not make season debut until June 29 due to elbow injury
- Spent majority of year with Single-A Fresno, compiling a 2.45 ERA (22 IP, 6 ER) over 22 games with a 31:5 K:BB ratio and 0.91 WHIP
- Made two rehab appearances to start the year with AZL Rockies (2.0 IP, 2 H, 2 K, 2 BB)

2020

- Did not play due to the cancellation of the Minor League season

PERSONAL / MISCELLANEOUS INFORMATION

- Full name is Gavin Ernest Hollowell
- Son of Gordy and Martha; has younger sister, Lauren
- Recorded a career-high nine saves in 2019, good enough for eighth-most in St. John's single-season history
- In 2019, helped lead the Red Storm to a league-record 16th consecutive Big East Tournament berth
- Recorded the final out in the 2018 Big East Tournament title-clinching game over Seton Hall
- Part of the 2018 St. John's team that made the NCAA Regional (Clemson)
- Named to 2018 All-Big East Second-Team as a sophomore
- Registered a team-best 1.65 ERA in 2017 as a freshman at St. John's
- 2016 graduate of Montgomery High School in Skillman, N.J.
- Four-year letterwinner for the Cougars ... named First-Team All-State as a third baseman junior and senior seasons
- Led Montgomery to a county championship in 2016
- Rated as the 10th -best recruit in the state of New Jersey in 2016, according to Perfect Game



Season	League	Team	W	L	ERA	G	GS	CG	SHO	SV	SVO	IP	H	R	ER	HR	HB	BB	IBB	SO	WHIP	AVG
2019	ROA	GJ	3	0	2.89	17	0	0	0	7	8	18.2	14	8	6	2	1	5	1	30	1.02	.200
2021	ROK	A-RCK	1	0	0.00	2	0	0	0	1	1	2.0	2	0	0	0	0	2	0	2	2.00	.286
2021	A	FRE	2	0	2.45	22	0	0	0	4	4	22.0	15	8	6	1	1	5	0	31	0.91	.185
2021	Minors	2 Teams	3	0	2.25	24	0	0	0	5	5	24.0	17	8	6	1	1	7	0	33	1.00	.193
2022	AA	HFD	4	2	3.14	42	0	0	0	16	18	48.2	30	18	17	3	5	14	1	64	0.90	.179
2022	MLB	COL	0	2	7.71	6	0	0	0	0	0	7.0	7	7	6	1	0	4	0	8	1.57	.259
2023	AAA	ABQ	0	0	3.47	19	0	0	0	2	2	23.1	23	9	9	2	1	10	0	27	1.41	.250
2023	MLB	COL	2	0	5.88	26	0	0	0	1	2	33.2	31	23	22	8	6	18	1	32	1.46	.238
Career	ROK	A-RCK	1	0	0.00	2	0	0	0	1	1	2.0	2	0	0	0	0	2	0	2	2.00	.286
Career	MLB	COL	2	2	6.20	32	0	0	0	1	2	40.2	38	30	28	9	6	22	1	40	1.48	.242
Career	ROA	GJ	3	0	2.89	17	0	0	0	7	8	18.2	14	8	6	2	1	5	1	30	1.02	.200
Career	AAA	ABQ	0	0	3.47	19	0	0	0	2	2	23.1	23	9	9	2	1	10	0	27	1.41	.250
Career	AA	HFD	4	2	3.14	42	0	0	0	16	18	48.2	30	18	17	3	5	14	1	64	0.90	.179
Career	A	FRE	2	0	2.45	22	0	0	0	4	4	22.0	15	8	6	1	1	5	0	31	0.91	.185
Career	Minors	5 Teams	10	2	2.98	102	0	0	0	30	33	114.2	84	43	38	8	8	36	2	154	1.05	.201

Organization

2024 Isotopes

2023 In Review

Colorado Rockies

Opponents

Isotopes Records

Copa

ABQ Pro Baseball

History

Media Information





Stephen JONES

RHP

Stephen Chancey Jones

BATS	THROWS	HEIGHT	WEIGHT
RIGHT	RIGHT	6-4	195

BORN: July 30, 1997 OPENING DAY AGE: 26

BIRTHPLACE: Tallahassee, FL SCHOOL: Samford

ACQUIRED: Rockies 21st round selection in the 2019 First-Year Player Draft

QUICK HITS

- 5th pro season, all with the Rockies
- Had two stints with Triple-A Albuquerque in 2023, compiling a 13.79 ERA over 31.1 innings and 29 games
- Over 29 games with Double-A Hartford in 2023, tallied 1.99 ERA in 31.2 frames and 24 outings
- Played for the 2022 Salt River Rafterers of the Arizona Fall League
- Finished 2022 in the Eastern League ranked fourth in games pitched (47) and tied for ninth in saves (8)
- Had the lowest ERA in 2022 among Eastern League relievers with at least 36 games pitched
- Worked with the pitching organization Driveline after the 2021 season and added multiple MPH to his fastball
- Selected by the Rockies in the 21st round of the 2019 MLB First-Year Player Draft; signed for \$3,000
- Originally drafted by the Phillies in the 38th round of the 2018 MLB Draft but decided to return to Samford for senior season; turned down a \$200,000 signing bonus
- Underwent "Tommy John" surgery as a high school junior in 2014, forcing him to miss most of junior and senior seasons

2023

- Split season between Triple-A Albuquerque and Double-A Hartford, pitching to 7.86 ERA (63.0 IP, 55 ER) with an 83:35 K:BB ratio
- Began season with Albuquerque and pitched in 19 games, compiling a 17.10 ERA (20 IP, 38 ER) for the Isotopes before being sent down to Hartford May 30
- Over 24 games with Hartford, tallied 1.99 ERA in 31.2 frames, with 49:11 K:BB ratio and five saves in seven chances
- Promoted back to Albuquerque Aug. 22 and pitched in 10 games, tallying a 7.94 ERA (11.1 IP, 10 ER)
- Relented four-plus runs eight times between the two clubs, seven coming with Albuquerque

2022

- Spent entire year with Hartford, compiling a 2.64 ERA (58 IP, 17 ER), 1.09 WHIP and 67:24 K:BB ratio in 47 games
- Had the lowest ERA among Eastern League relievers with at least 36 games pitched
- Finished 2022 in the Eastern League ranked fourth in games pitched (47) and tied for ninth in saves (8)

2021

- Split the season between Single-A Fresno and High-A Spokane, combining for a 3.86 ERA (49 IP, 21 ER) and a 63:19 K:BB ratio over 45 games
- Began the year with Fresno, posting a 4.50 ERA (20 IP, 10 ER) over 19 games
- Promoted to Spokane July 6, pitching to a 3.41 ERA (29 IP, 11 ER) over 26 games; allowed just two runs over his first 14.1 innings ... Had 1.61 ERA before allowing six runs in his final outing of the year

2020

- Did not see competitive game action due to the COVID-19 pandemic

2019

- Made pro debut with Short-Season Boise, posting a 4.35 ERA (31 IP, 15 ER) and a 28:6 K:BB ratio over 24 games

PERSONAL / MISCELLANEOUS INFORMATION

- Jones and his wife, Kaitly, were married in October 2020
- Majored in finance with a concentration in sports marketing at Samford; finished with a 3.78 GPA
- Helped lead Samford to a school-record 41 wins and the programs first regular season Southern Conference title in 2019
- Named to the 2019 Southern Conference Second-Team
- Led the Southern Conference with 13 saves in 2019 after transitioning from a starter to the bullpen
- Named to the 2017 Southern Conference Spring Academic All-Conference Team
- Earned Southern Conference 2015 All-Freshman team honors
- Freshman walk-on at Samford; received a partial baseball scholarship his sophomore season
- 2015 graduate of Lawton Chiles High School in Tallahassee, FL



Season	League	Team	W	L	ERA	G	GS	CG	SHO	SV	SVO	IP	H	R	ER	HR	HB	BB	IBB	SO	WHIP	AVG
2019	A(Short)	BOI	2	1	4.35	24	0	0	0	0	1	31.0	40	16	15	0	1	6	0	28	1.48	.317
2021	A	FRE	1	0	4.50	19	0	0	0	5	5	20.0	14	10	10	1	2	9	0	24	1.15	.206
2021	A+	SPO	4	1	3.41	26	0	0	0	1	1	29.0	25	13	11	3	1	10	0	39	1.21	.229
2021	Minors	2 Teams	5	1	3.86	45	0	0	0	6	6	49.0	39	23	21	4	3	19	0	63	1.18	.220
2022	AA	HFD	3	1	2.64	47	0	0	0	8	8	58.0	39	18	17	6	5	24	0	67	1.09	.188
2023	AA	HFD	1	1	1.99	24	0	0	0	5	7	31.2	24	7	7	2	5	11	0	49	1.11	.214
2023	AAA	ABQ	2	3	13.79	29	0	0	0	2	5	31.1	56	49	48	7	3	24	0	34	2.55	.389
2023	Minors	2 Teams	3	4	7.86	53	0	0	0	7	12	63.0	80	56	55	9	8	35	0	83	1.83	.313
Career	AAA	ABQ	2	3	13.79	29	0	0	0	2	5	31.1	56	49	48	7	3	24	0	34	2.55	.389
Career	AA	HFD	4	2	2.41	71	0	0	0	13	15	89.2	63	25	24	8	10	35	0	116	1.09	.197
Career	A+	SPO	4	1	3.41	26	0	0	0	1	1	29.0	25	13	11	3	1	10	0	39	1.21	.229
Career	A	FRE	1	0	4.50	19	0	0	0	5	5	20.0	14	10	10	1	2	9	0	24	1.15	.206
Career	A(Short)	BOI	2	1	4.35	24	0	0	0	0	1	31.0	40	16	15	0	1	6	0	28	1.48	.317
Career	Minors	5 Teams	13	7	4.84	169	0	0	0	21	27	201.0	198	113	108	19	17	84	0	241	1.40	.258

Organization

2024 Isotopes

2023 In Review

Colorado Rockies

Opponents

Isotopes Records

Copa

ABQ Pro Baseball

History

Media Information





Evan JUSTICE

LHP

John Evan William Justice

BATS	THROWS	HEIGHT	WEIGHT
LEFT	LEFT	6-4	205

BORN: July 7, 1998 OPENING DAY AGE: 25
 BIRTHPLACE: Richmond, VA SCHOOL: N.C. State
 ACQUIRED: Rockies 5th round selection in the
 2021 First-Year Player Draft

QUICK HITS

- 4th pro season, all with Rockies
- Had his contract selected by Colorado August 25, 2023, from Triple-Albuquerque ... first time on an active Major League roster
- Was the first player from the Rockies' 2021 draft class to be called up
- Made his Major League debut Aug. 26, 2023, at Baltimore, tossing 1.0 inning and allowing one run on one hit with one walk and two strikeouts
- Pitched at three Minor League levels in 2023 (High-A, Double-A and Triple-A)
- Missed the entire 2022 season with a left shoulder injury
- Played for North Carolina State from 2018-21 ... Was part of the 2021 N.C. State team that advanced to the semifinals of the College World Series (school's second CWS appearance) but declared ineligible because of COVID-19 complications
- Earned two saves during the 2021 CWS
- 2021 Third Team All-American by Perfect Game and D1 Baseball
- 2021 All-ACC Academic Team

2023

- Pitched at three Minor League levels in 2023 (High-A, Double-A and Triple-A)
- Began year at High-A Spokane, compiling a 0.00 ERA (9.2 IP, 0 ER) over 10 games with a 19:5 K:BB ratio ... 19 of his 29 outs recorded came via the strikeout
- Promoted to Double-A Hartford May 11, registering a 3.38 ERA (16 IP, 6 ER) over 15 games with a 25:9 K:BB ratio ... Allowed a run in just two contests
- Over his final 11 appearances with the Yard Goats, did not allow a run in 12.1 innings while relenting three hits and four walks with 18 strikeouts
- Promoted to Triple-A Albuquerque July 4 ... Made Triple-A debut July 8 at OKC, tossing 1.0 inning and fanning two
- Had his contract selected by Colorado August 25 from Triple-Albuquerque ... first time on an active Major League roster
- Was the first player from the Rockies' 2021 draft class to be called up
- Made his Major League debut Aug. 26, 2023, at Baltimore, tossing 1.0 inning and allowing one run on one hit with one walk and two strikeouts
- Made nine relief appearances in his inaugural season, allowing seven runs over 7.1 IP for an 8.59 ERA

2022

- Missed the entire season due to a left shoulder injury

2021

- Selected by the Rockies in the fifth round of the 2021 First-Year Player Draft out of North Carolina State
- Made three appearances for the ACL Rockies, tallying 3.0 innings, one earned run, two hits, a homer and two walks while fanning four
- Part of the 2021 N.C. State team that advanced to semifinals of College World Series (school's second CWS appearance) but declared ineligible due to COVID-19 complications
- Earned two saves during the 2021 CWS
- 2021 Third Team All-American by Perfect Game and D1 Baseball
- 2021 All-ACC Academic Team

PERSONAL / MISCELLANEOUS INFORMATION

- Attended Collegiate High School in Richmond, VA, the same high school as former N.C. State baseball and football standout Russell Wilson
- Named the Virginia state baseball Player of the Year in 2017 as a senior
- 2017 Rawlings Perfect-Game Honorable Mention All-America honors
- First Team All-Conference in basketball junior and season year



Season	League	Team	W	L	ERA	G	GS	CG	SHO	SV	SVO	IP	H	R	ER	HR	HB	BB	IBB	SO	WHIP	AVG
2021	ROK	A-RCK	0	0	3.00	3	0	0	0	0	0	3.0	2	1	1	1	0	2	0	4	1.33	.200
2023	A+	SPO	1	0	0.00	10	0	0	0	1	1	9.2	4	0	0	0	2	5	0	19	0.93	.125
2023	AA	HFD	5	0	3.38	15	0	0	0	0	0	16.0	5	6	6	0	2	9	0	25	0.88	.096
2023	AAA	ABQ	0	1	6.23	13	0	0	0	0	1	13.0	8	9	9	1	3	12	0	19	1.54	.174
2023	MLB	COL	0	0	8.59	9	0	0	0	0	0	7.1	14	7	7	0	1	8	0	7	3.00	.438
2023	Minors	3 Teams	6	1	3.49	38	0	0	0	1	2	38.2	17	15	15	1	7	26	0	63	1.11	.131
Career	ROK	A-RCK	0	0	3.00	3	0	0	0	0	0	3.0	2	1	1	1	0	2	0	4	1.33	.200
Career	MLB	COL	0	0	8.59	9	0	0	0	0	0	7.1	14	7	7	0	1	8	0	7	3.00	.438
Career	AAA	ABQ	0	1	6.23	13	0	0	0	0	1	13.0	8	9	9	1	3	12	0	19	1.54	.174
Career	AA	HFD	5	0	3.38	15	0	0	0	0	0	16.0	5	6	6	0	2	9	0	25	0.88	.096
Career	A+	SPO	1	0	0.00	10	0	0	0	1	1	9.2	4	0	0	0	2	5	0	19	0.93	.125
Career	Minors	4 Teams	6	1	3.46	41	0	0	0	1	2	41.2	19	16	16	2	7	28	0	67	1.13	.136





Connor KAISER

INF

Connor William Kaiser

BATS	THROWS	HEIGHT	WEIGHT
RIGHT	RIGHT	6-3	195

BORN: Nov. 20, 1996 OPENING DAY AGE: 27

BIRTHPLACE: Shawnee Mission, KS SCHOOL: Vanderbilt

ACQUIRED: Signed by Rockies as Minor League free agent on Dec. 9, 2022

QUICK HITS

- 6th pro season, Rockies are his third organization (Pirates and Padres)
- Made MLB debut with Colorado June 19, 2023, started at shortstop and went 0-for-2 with a strikeout before being removed for pinch hitter Mike Moustakas
- Played in three games for the Rockies, starting two at shortstop, and going 0-for-4 with two strikeouts
- Selected by the Pirates in the 3rd round (86th overall) of the 2018 MLB First-Year Player Draft
- Released by Pirates May 4, 2022
- Signed by the Padres to a minor league contract May 10, 2022

2023

- Spent majority of year with Triple-A Albuquerque, slashing .290/.353/.404 with 14 doubles, five triples, nine homers (career high), 39 RBI and 16 stolen bases in 19 attempts
- His inside-the-park-homer June 6 vs. SUG was 20th in Isotopes history, tied career-high of seven HR in single season
- Made MLB debut with Colorado June 19, started at shortstop and went 0-for-2 with a strikeout before being removed for pinch hitter Mike Moustakas
- Played in three games for the Rockies, starting two at shortstop, and going 0-for-4 with two strikeouts
- DFA'ed July 2, outrighted to Triple-A two days later
- Placed on Injured List Sept 6, did not return to action

2022

- Played in just 57 games due to injury; spent majority of year with Double-A San Antonio, slashing .202/.299/.360 with seven doubles, seven homers and nine stolen bases
- Released by Pirates May 4, 2022
- Signed by the Padres to a minor league contract May 10
- Played in just three games with Triple-A Indianapolis to begin the year before being placed on the development list April 22
- Signed by the Rockies to a minor league contract Dec. 9

2021

- Spent majority of year with Double-A Altoona, slashing .195/.280/.322 with seven doubles and four homers
- Promoted to Triple-A Indianapolis May 1; played in just five games

PERSONAL / MISCELLANEOUS INFORMATION

- Son of Stan and Jana; Stan played baseball at Fort Hays State ... Has two brothers, Kyle and Brett; Kyle played baseball at Johnson Community College and Neosho Community College
- Majored in human and organizational development at Vanderbilt
- Named MVP of the 2018 Clemson Regional; matched an NCAA Tournament record with 10 RBI in one regional
- Started 146 games at shortstop in his final 149 contests
- Played for Newport of the New England Collegiate Baseball League in 2016; Named Defensive Player of the Year
- 2015 graduate of Blue Valley West High School in Overland Park, KS
- 2015 Perfect Game All-American
- Won 2013 state baseball title with Blue Valley West High School
- Earned a Rawlings Gold Glove in 2013; did not make error in 90 chances
- Played basketball at Blue Valley West High School as well; state runner-up in 2013



Season	League	Team	AVG	G	AB	R	H	2B	3B	HR	RBI	BB	IBB	SO	SB	CS	OBP	SLG	OPS	PA	HBP	SAC	SF	GIDP
2018	A(Short)	WV	.212	31	104	14	22	2	0	1	9	13	0	31	7	1	.303	.260	.563	124	2	2	3	0
2018	A(Full)	WV	.302	16	63	7	19	2	0	1	8	4	1	15	0	1	.338	.381	.719	69	0	1	1	2
2018	Minors	2 Teams	.246	47	167	21	41	4	0	2	17	17	1	46	7	2	.316	.305	.621	193	2	3	4	2
2019	A(Full)	GBO	.200	79	280	44	56	12	1	7	36	51	0	77	4	2	.331	.325	.656	343	5	5	2	6
2021	AA	ALT	.195	48	149	25	29	7	0	4	14	17	0	42	0	0	.280	.322	.602	168	1	0	1	1
2021	AAA	IND	.111	5	9	1	1	1	0	0	0	2	0	4	0	0	.273	.222	.495	11	0	0	0	0
2021	Minors	2 Teams	.190	53	158	26	30	8	0	4	14	19	0	46	0	0	.279	.316	.595	179	1	0	1	1
2022	AA	SA	.202	54	178	32	36	7	0	7	28	24	0	60	9	1	.299	.360	.659	207	1	3	1	4
2022	AAA	IND	.222	3	9	2	2	0	0	1	2	0	2	0	0	0	.417	.222	.639	12	1	0	0	1
2022	Minors	2 Teams	.203	57	187	34	38	7	0	7	29	26	0	62	9	1	.306	.353	.659	219	2	3	1	5
2023	AAA	ABQ	.238	90	307	64	73	14	5	9	39	52	0	96	16	3	.353	.404	.757	363	3	0	1	4
2023	MLB	COL	.000	3	4	0	0	0	0	0	0	0	0	2	0	0	.000	.000	.000	4	0	0	0	0
Career	MLB	COL	.000	3	4	0	0	0	0	0	0	0	0	2	0	0	.000	.000	.000	4	0	0	0	0
Career	AAA	2 Teams	.234	98	325	67	76	15	5	9	40	56	0	102	16	3	.352	.394	.746	386	4	0	1	5
Career	AA	2 Teams	.199	102	327	57	65	14	0	11	42	41	0	102	9	1	.290	.343	.633	375	2	3	2	5
Career	A	2 Teams	.219	95	343	51	75	14	1	8	44	55	1	92	4	3	.333	.335	.668	412	5	6	3	8
Career	A(Short)	WV	.212	31	104	14	22	2	0	1	9	13	0	31	7	1	.303	.260	.563	124	2	2	3	0
Career	Minors	7 Teams	.217	326	1099	189	238	45	6	29	135	165	1	327	36	8	.323	.348	.671	1297	13	11	9	18





Karl KAUFFMANN

RHP

Karl Kauffmann

BATS	THROWS	HEIGHT	WEIGHT
RIGHT	RIGHT	6-2	200

BORN: Aug. 15, 1997 OPENING DAY AGE: 26

BIRTHPLACE: Bloomfield Hills, MI SCHOOL: Michigan

ACQUIRED: Rockies Competitive Balance round B selection (77th overall) in the 2019 MLB First-Year Draft
2015 First-Year Player Draft

QUICK HITS

- 4th professional season, all with the Rockies
- Originally had his contract selected on May 19, 2023, and made his Major League debut that day in a start at Texas, allowing five runs, four earned, over 4.1 innings
- Made 11 appearances (three starts) with Rockies in 2023, going 2-5 with an 8.23 ERA (35.0 IP, 32 ER) ... pitched out of the bullpen over his final eight outings of the year, going 2-2 with a 6.45 ERA (22.1 IP, 16 ER), nine walks and nine strikeouts.
- Earned his first Major League win July 24, 2023, at Washington after tossing four innings of relief with one run allowed on two hits
- In 19 starts with Albuquerque in 2023, went 3-5 with a 6.43 ERA (92.1 IP, 66 ER), 42 walks and 61 strikeouts with opponents slashing .329/.403/.484
- Struck out 11 on Sept. 9, 2022, vs. El Paso, the most in a game by an Albuquerque pitcher in five years
- Non-roster invitee to 2020 "Summer Camp," spent the shortened season at the Rockies alternate training site in Denver
- Pitched three seasons at the University of Michigan
- Took the loss in Game 3 of the College World Series Final in 2019 against Vanderbilt, 8-2
- All-Big Ten Third Team selection in 2018 and 2019
- 2019 D1 Baseball Third Team All-American
- Appeared in 48 games (34 starts) for the Wolverines from 2017-19, compiling a 19-10 record and 2.99 ERA
- His 12 wins in 2019 tied him for the program record in a single season with Rich Stoll (1982-83) and Tommy Henry (2019)
- Came within one out of a nine-inning complete game shutout on May 31, 2019 against Creighton in an NCAA Tournament game

2023

- Originally had his contract selected on May 19 and made his Major League debut that day in a start at Texas, allowing five runs, four earned, over 4.1 innings
- Made 11 appearances (three starts) with Rockies, going 2-5 with an 8.23 ERA (35.0 IP, 32 ER) ... pitched out of the bullpen over his final eight outings of the year, going 2-2 with a 6.45 ERA (22.1 IP, 16 ER), nine walks and nine strikeouts.
- Earned his first Major League win July 24 at Washington after tossing four innings of relief with one run allowed on two hits
- Had six total stints on the Rockies active roster: May 19-30, June 21-25, July 24-25, Aug. 9-29, Sept. 16 and Sept. 27-end of season
- In 19 starts with Albuquerque in 2023, went 3-5 with a 6.43 ERA (92.1 IP, 66 ER), 42 walks and 61 strikeouts with opponents slashing .329/.403/.484
- Recorded three quality starts for Isotopes: April 12 at El Paso, May 10 at Las Vegas and June 30 vs. El Paso
- Allowed a career-high 11 hits July 15 vs. Salt Lake

2022

- Began the season with Double-A Hartford, was 5-4 with a 4.06 ERA in 15 starts
- Promoted to Triple-A Albuquerque on July 6
- At the time of his promotion, ranked in the top five of Eastern League pitchers in games started (1st, 15), wins (T-1st, 5), innings pitched (3rd, 77.2), and strikeouts (5th, 84)
- Struck out eight-plus batters in five of 15 starts with Yard Goat
- Tossed eight scoreless innings of five-hit ball with no walks and nine strikeouts on May 6 vs. Binghamton
- Started 13 contests for Isotopes, compiled a 6.05 ERA
- PCL batted .272 against him, issued 45 walks and fanned 60 batters in 64 innings
- Walked three or more hitters in 10 of his 13 Triple-A starts
- Made his Triple-A debut on July 10, earning the win at Round Rock after allowing just two unearned runs on three hits in five frames
- Struck out 11 on Sept. 9 vs. El Paso, the most in a game by an Albuquerque pitcher in five years

2021

- Began the season with High-A Spokane
- Made his professional debut on May 8 vs. Eugene, twirling five hitless and scoreless innings with three strikeouts
- Allowed a total of three runs in 10.1 innings across two starts for Spokane
- Promoted to Double-A Hartford on May 21
- Made 19 appearances (18 starts) for the Yard Goats, finishing 2-11 with a 7.35 ERA
- Issued 41 walks and struck out 65 batters in 82 innings with Hartford
- His 7.35 ERA was the highest among starters in Double-A Northeast (min. 12 GS)

2020

- Non-roster invitee to "Summer Camp" in July 2020
- Spent summer at the Rockies alternate training site in Denver
- Did not see organized game action due to the COVID-19 pandemic



PERSONAL / MISCELLANEOUS INFORMATION

- Son of Ray and Denise Kauffmann
- Studied Kinesiology and Sports Management at Michigan
- Attended Brother Rice High School in Bloomfield Hills

- First Team All-State and Dream Team in 2015 and 2016, also a Perfect Game All-American in 2015
- Played basketball for three years in high school

Season	League	Team	W	L	ERA	G	GS	CG	SHO	SV	SVO	IP	H	R	ER	HR	HB	BB	IBB	SO	WHIP	AVG
2021	A+	SPO	1	1	2.89	2	2	0	0	0	0	9.1	5	3	3	0	2	2	0	6	0.75	.167
2021	AA	HFD	2	11	7.35	19	18	0	0	0	0	82.0	123	73	67	18	6	41	1	65	2.00	.343
2021	Minors	2 Teams	3	12	6.90	21	20	0	0	0	0	91.1	128	76	70	18	8	43	1	71	1.87	.329
2022	AA	HFD	5	4	4.06	15	15	0	0	0	0	77.2	71	36	35	9	2	34	0	84	1.35	.245
2022	AAA	ABQ	4	5	6.05	13	13	0	0	0	0	64.0	70	48	43	11	3	45	1	60	1.80	.272
2022	Minors	2 Teams	9	9	4.96	28	28	0	0	0	0	141.2	141	84	78	20	5	79	1	144	1.55	.258
2023	AAA	ABQ	3	5	6.43	19	19	0	0	0	0	92.1	125	71	66	11	5	42	0	61	1.81	.329
2023	MLB	COL	2	5	8.23	11	3	0	0	0	0	35.0	42	34	32	5	4	16	0	16	1.66	.311
Career	MLB	COL	2	5	8.23	11	3	0	0	0	0	35.0	42	34	32	5	4	16	0	16	1.66	.311
Career	AAA	ABQ	7	10	6.28	32	32	0	0	0	0	156.1	195	119	109	22	8	87	1	121	1.80	.306
Career	AA	HFD	7	15	5.75	34	33	0	0	0	0	159.2	194	109	102	27	8	75	1	149	1.68	.299
Career	A+	SPO	1	1	2.89	2	2	0	0	0	0	9.1	5	3	3	0	2	2	0	6	0.75	.167
Career	Minors	3 Teams	15	26	5.92	68	67	0	0	0	0	325.1	394	231	214	49	18	164	2	276	1.72	.299





Austin KITCHEN

LHP

Austin Kitchen

BATS	THROWS	HEIGHT	WEIGHT
LEFT	LEFT	6-0	200

BORN: Feb. 1, 1997 **OPENING DAY AGE:** 27
BIRTHPLACE: Pittsburgh, PA **SCHOOL:** Coastal Carolina
ACQUIRED: Signed by the Rockies as an undrafted free agent on April 20, 2021

QUICK HITS

- 4th pro season, all with Rockies
- Promoted to Triple-A Albuquerque for the first time Sept. 21, 2023, and allowed six runs without recording an out vs. Oklahoma City ... Three days later, did not allow a run over 1.0 inning vs. the Dodgers
- Made affiliated debut June 16, 2021, with Single-A Fresno, allowing two runs over 1.0 inning
- Signed to minor league deal with Rockies April 20, 2021
- Played for Steel City of Independent Washington League in 2020, pitched to 1.50 ERA (12 IP, 2 ER) in nine games
- Missed all of the 2018 season with Coastal Carolina due to a knee injury
- Played for the 2017 Cotuit Kettlers in the Cape Cod Summer League
- Member of the 2016 National Championship team at Coast Carolina (did not pitch in CWS due to injury) ... Was go to left-hander out of bullpen as freshman in 2016, compiling 4-0 ledger with two saves and .185 BAA in 21 appearances
- Named a 2016 Louisville Slugger/Collegiate Baseball Freshman All-American

2023

- Spent majority of season with Double-A Hartford, registering 3.62 ERA (59.2 IP, 24 ER) with 1.29 WHIP and 54:15 K:BB
- Talled a seven game scoreless streak (April 15-May 18; 12.1 IP) and six game scoreless streak (Aug. 8-23; 6.1 IP)
- Tied for 5th in the Eastern League with 43 appearances
- Promoted to Triple-A Albuquerque for the first time Sept. 21 and allowed six runs without recording an out vs. Oklahoma City ... Three days later, did not allow a run over 1.0 inning vs. the Dodgers

2022

- Split season between High-A Spokane (22 appearances, four starts) and Double-A Hartford (14 appearances), compiling a combined 3.32 ERA (81.1 IP, 30 ER) with a 71:23 K:BB ratio and 1.17 WHIP
- Started year with Spokane, posting a 0.59 ERA (15.1 IP, 1 ER) in six games in May
- Promoted to Hartford Aug. 2 ... Pitched in 14 games, registering a 3.43 ERA (21.0 IP, 8 ER) with a 1.05 WHIP AND .192 BAA
- Allowed one or fewer runs in 12 of his 14 games with the Yard Goats

2021

- Spent the entire season with Single-A Fresno, pitching to a 4.97 ERA (50.2 IP, 28 ER) over 19 games, eight starts
- Began year as reliever but moved to starter role July 29 ... Over those eight contests, compiled 4.42 ERA (36.2 IP, 18 ER)
- As a reliever, recorded a 6.43 ERA (14.0 IP, 10 ER)

PERSONAL / MISCELLANEOUS INFORMATION

- Pitched at Coastal Carolina for three seasons, combining to go 12-6 with a 4.96 ERA (148.2 IP, 82 ER) with 54 walks and 127 strikeouts in 62 games (14 starts)
- Attended Mount Lebanon High School in Pittsburgh, PA
- Named Pittsburgh Post-Gazette and QuadASports.com All-Section 5 ... Tabbed Quad-A Pitcher of the Year and first-team All-Section 5 and Pittsburgh South Hills Almanac's MVP
- Tallied school-record 85 strikeouts, 51 innings, senior year

Season	League	Team	W	L	ERA	G	GS	CG	SHO	SV	SVO	IP	H	R	ER	HR	HB	BB	IBB	SO	WHIP	AVG
2021	A	FRE	1	4	4.97	19	8	0	0	0	0	50.2	66	34	28	3	4	14	0	38	1.58	.316
2022	A+	SPO	5	1	3.28	22	4	0	0	2	3	60.1	57	28	22	10	1	16	0	55	1.21	.247
2022	AA	HFD	0	1	3.43	14	0	0	0	0	1	21.0	15	9	8	5	0	7	0	16	1.05	.192
2022	Minors	2 Teams	5	2	3.32	36	4	0	0	2	4	81.1	72	37	30	15	1	23	0	71	1.17	.233
2023	AA	HFD	6	2	3.62	43	0	0	0	3	7	59.2	62	27	24	4	5	15	0	54	1.29	.268
2023	AAA	ABQ	0	1	54.00	2	0	0	0	0	0	1	1.0	5	6	6	1	1	0	0	6.00	.625
2023	Minors	2 Teams	6	3	4.45	45	0	0	0	3	8	60.2	67	33	30	5	6	16	0	54	1.37	.280
Career	AAA	ABQ	0	1	54.00	2	0	0	0	0	1	1.0	5	6	6	1	1	1	0	0	6.00	.625
Career	AA	HFD	6	3	3.57	57	0	0	0	3	8	80.2	77	36	32	9	5	22	0	70	1.23	.249
Career	A+	SPO	5	1	3.28	22	4	0	0	2	3	60.1	57	28	22	10	1	16	0	55	1.21	.247
Career	A	FRE	1	4	4.97	19	8	0	0	0	0	50.2	66	34	28	3	4	14	0	38	1.58	.316
Career	Minors	4 Teams	12	9	4.11	100	12	0	0	5	12	192.2	205	104	88	23	11	53	0	163	1.34	.271





Matt KOCH

RHP

Matthew David Koch

BATS	THROWS	HEIGHT	WEIGHT
LEFT	RIGHT	6-3	215

BORN: Nov. 2, 1990 OPENING DAY AGE: 33

BIRTHPLACE: Cherokee, IA SCHOOL: Louisville

ACQUIRED: Signed by the Rockies to a Minor League contract Dec. 18, 2023

QUICK HITS

- 12th pro season, Rockies are his fifth organization (Mets, Diamondbacks, Indians and Mariners)
- Entering 2024, over parts of five MLB seasons (2016-19, 2022-23), compiled a 5.03 ERA (168.1 IP, 94 ER) and 1.87 WHIP with a 99:41 K:BB ratio; has a career 2.2 BB/9
- In 2020, played for the Yakult Swallows (Tokyo) of the Nippon Professional Baseball league and compiled a 5.16 ERA (52.1 IP, 30 ER)
- Made Major League debut on Sept. 9, 2016 vs. San Francisco at Chase Field with a scoreless inning (0 H, 2 BB) ... One of 12 Arizona pitchers used in a 12-inning, 7-6 loss; after two walks to begin top 11th, retired Buster Posey, Brandon Crawford and Hunter Pence to end the inning and strand both runners

- Made first Major League start on Sept. 27, 2016, at Washington (5.0 IP, 1 H, 2 ER, 1 BB, 3 K)
- Traded from the Mets to Diamondbacks along with RHP Miller Diaz in a waiver-deadline trade on Aug. 30, 2015 in exchange for RHP Addison Reed
- Selected by the New York Mets in the 3rd round (107th overall) of the 2012 MLB First-Year Player Draft
- Played for Chatham of the Cape Cod League in 2011 and named to the All-Star team; posted a 1.19 ERA in 22.2 IP (3 ER), 22 SO and only 3 BB (0.79 WHIP)

2023

- Started the season with Triple-A Albuquerque, posting a 7.29 ERA (34.2 IP, 28 ER) in 29 outings (one spot start)
- Allowed multiple runs in five of 10 outings from April 19-May 14
- In his final 13 appearances for the Isotopes, gave up just four earned runs in 16.2 frames
- Earned two inning save May 26 vs. Round Rock, retired all six batters
- Contract was purchased by Colorado on June 26
- Appeared in 39 games for the Rockies, was 3-2 with a 5.12 ERA (38.2 IP, 22 ER)
- Began his Rockies career with 10 consecutive scoreless outings (11.2 IP), tied with Rafael Betancourt (2009) for fifth longest streak to start a tenure with Colorado

- Across 22 appearances from June 27-Aug. 15, compiled a 1.57 ERA (23.0 IP, 4 ER), second-lowest ERA in the majors during the span
- Allowed four runs without recording an out (Aug. 20 vs. Chicago - AL) then five in 0.1 IP (Sept. 17 vs. San Francisco) to inflate his season numbers
- Made his first MLB start since 2018 on Sept. 30 vs. Minnesota, pitched the first inning as an opener
- Outrighted off the Rockies' 40-man roster after the season, resigned to a minor league deal Dec. 18

2022

- Made four relief appearances for Seattle, posting an 8.31 ERA (4.1 IP, 4 ER)
- Designated for assignment April 29
- Had contract select by Seattle April 13

- Signed a Minor League contract with the Mariners March 10
- Spent the rest of the season with Triple-A Tacoma, compiling a 3.05 ERA (38.1 IP, 13 ER)
- Placed on IL from July 26-August 13

2021

- Signed by Cleveland on April 23 (extended spring training) ... assigned to Triple-A Columbus on May 15 where he spent duration of the season ... elected free agency on 11/7
- Worked a season-high 3.2 shutout, hitless IP on May 18 at Toledo in a 6-1 victory ... faced the minimum (11 BF) with 2 SO

- Struck out a season-high 5 in 3.1 shutout, hitless IP on July 24 vs. Iowa ... faced one over the minimum (11 BF), 1 BB



PERSONAL / MISCELLANEOUS INFORMATION

- Matthew David Koch (pronounced "cook")
- Son of Scott and Deb; has one brother, Jared, and one sister, Samantha; Jared pitched at South Dakota State
- Majored in sport administration at Louisville
- Pitched 143.1 collegiate innings at Louisville (49 games, 17 starts) from 2010-12 for head coach Dan McDonnell, turning pro after his junior season; compiled career 3.38 ERA with 107 strikeouts
- Beat Sonny Gray in the Cardinals' 7-1 over Vanderbilt in a 2010 NCAA Regional contest
- Graduate of Washington High School in Cherokee, IA ... second-ever draft pick from the school and the second to reach the Major Leagues after high school and college teammate RHP Cody Ege made his MLB debut in 2016 (MIA & LAA, drafted by TEX in 15th round out of Louisville, 2013)

- Was first drafted out of high school by the Boston Red Sox in the 37th round (1,128th overall), but did not sign
- At Washington High, he was student council president, class president and member of National Honor Society
- Also earned four letters in track and field; set school record in the high jump and two-time All-State honoree ... Earned four letters in basketball and was an All-Conference selection and earned three letters in football as an All-District honoree.
- Winning pitcher for Washington in the 2007 state title game
- Favorite athletes include Ken Griffey Jr. and C.C. Sabathia
- Favorite restaurant is Olive Garden

Season	League	Team	W	L	ERA	G	GS	CG	SHO	SV	SVO	IP	H	R	ER	HR	HB	BB	IBB	SO	WHIP	AVG
2012	A(Short)	BRK	0	2	5.01	13	2	0	0	0	0	23.1	25	13	13	1	3	7	0	19	1.37	.278
2013	A(Full)	SAV	6	4	4.70	18	15	1	0	0	1	82.1	100	52	43	7	2	4	0	68	1.26	.295
2014	A(Adv)	SLU	10	4	4.64	22	22	0	0	0	0	120.1	141	67	62	7	13	32	0	63	1.44	.294
2015	AA	BNG	4	8	3.46	35	8	0	0	0	4	88.1	96	37	34	5	4	15	1	55	1.26	.282
2015	AA	MOB	1	0	0.00	1	1	0	0	0	0	7.1	2	0	0	0	0	4	0	6	0.82	.083
2015	Minors	2 Teams	5	8	3.20	36	9	0	0	0	4	95.2	98	37	34	5	4	19	1	61	1.22	.268
2015	AA	2 Teams	5	8	3.20	36	9	0	0	0	4	95.2	98	37	34	5	4	19	1	61	1.22	.268
2016	AA	MOB	2	4	4.70	14	14	0	0	0	0	74.2	87	41	39	7	3	13	0	49	1.34	.295
2016	AAA	RNO	4	2	3.09	7	7	0	0	0	0	46.2	55	18	16	3	0	6	1	25	1.31	.294
2016	MLB	AZ	1	1	2.00	7	2	0	0	1	1	18.0	9	4	4	1	2	4	0	10	1.02	.145
2016	Minors	2 Teams	6	6	4.08	21	21	0	0	0	0	121.1	142	59	55	10	3	19	1	74	1.33	.295
2017	A(Short)	HIL	1	0	4.91	2	2	0	0	0	0	11.0	13	7	6	2	0	1	0	9	1.27	.302
2017	AAA	RNO	2	2	4.80	10	10	0	0	0	0	45.0	68	42	42	11	2	15	2	25	1.84	.347
2017	MLB	AZ	0	0	---	1	0	0	0	0	0	0.0	2	3	3	0	0	1	0	0	---	1.000
2017	Minors	2 Teams	3	2	7.71	12	12	0	0	0	0	56.0	81	49	48	13	2	16	2	34	1.73	.339
2018	AAA	RNO	2	4	5.96	11	11	0	0	0	0	54.1	66	41	36	11	1	12	0	31	1.44	.308
2018	MLB	AZ	5	5	4.15	19	14	0	0	0	0	86.2	88	43	40	19	6	22	1	50	1.27	.267
2019	AAA	RNO	5	10	7.38	21	17	0	0	0	0	100.0	135	86	82	21	2	30	0	81	1.65	.317
2019	MLB	AZ	0	0	9.15	9	0	0	0	0	0	20.2	29	21	21	8	5	4	0	9	1.60	.333
2021	AAA	COL	4	2	5.83	34	4	0	0	0	3	63.1	62	42	41	11	5	29	0	52	1.44	.259
2022	AAA	TAC	4	1	3.05	38	0	0	0	4	4	38.1	27	14	13	6	3	13	1	50	1.04	.196
2022	MLB	SEA	0	0	8.31	4	0	0	0	0	0	4.1	5	4	4	2	0	1	0	3	1.38	.278
2023	AAA	ABQ	1	2	7.27	29	1	0	0	2	4	34.2	45	29	28	7	1	11	0	34	1.62	.317
2023	MLB	COL	3	2	5.12	39	1	0	0	0	1	38.2	41	22	22	7	2	9	0	27	1.29	.272
Career	MLB	3 Teams	9	8	5.03	79	17	0	0	1	2	168.1	174	97	94	37	15	41	1	99	1.28	.268
Career	AAA	4 Teams	22	23	6.07	150	50	0	0	6	11	382.1	458	272	258	70	14	116	4	298	1.50	.297
Career	AA	2 Teams	7	12	3.86	50	23	0	0	0	4	170.1	185	78	73	12	7	32	1	110	1.27	.280
Career	A+	SLU	10	4	4.64	22	22	0	0	0	0	120.1	141	67	62	7	13	32	0	63	1.44	.294
Career	A	SAV	6	4	4.70	18	15	1	0	0	1	82.1	100	52	43	7	2	4	0	68	1.26	.295
Career	A(Short)	2 Teams	1	2	4.98	15	4	0	0	0	0	34.1	38	20	19	3	3	8	0	28	1.34	.286
Career	Minors	10 Teams	46	45	5.19	255	114	1	0	6	16	789.2	922	489	455	99	39	192	5	567	1.41	.292





Peter LAMBERT

RHP

Peter Joseph Lambert

BATS	THROWS	HEIGHT	WEIGHT
RIGHT	RIGHT	6-2	208

BORN: April 18, 1997 OPENING DAY AGE: 26

BIRTHPLACE: San Dimas, CA

SCHOOL: San Dimas High School

ACQUIRED: Rockies 2nd round selection (44th overall) in the 2015 First-Year Player Draft

QUICK HITS

- 9th professional season, all with the Rockies organization
- Has thrown seven innings twice for Colorado: his MLB debut on June 6, 2019, at Chicago (NL) and Aug. 18, 2023, vs. Chicago (AL)
- In 2022, pitched a combined 11.0 innings between Triple-A Albuquerque and the Salt River Rafters of the Arizona Fall League due to forearm injury
- From 2020-2022 threw just 37.1 innings pro innings, including his AFL stint
- Missed the entire 2020 season and most of 2021 after undergoing Tommy John Surgery in July 2020
- Made his Major League debut on June 6, 2019 at Wrigley Field, pitching seven innings of one-run ball with nine strikeouts to earn the win over the Cubs
- Was committed to play college baseball at UCLA but went pro instead
- His older brother Jimmy pitches in the Major Leagues for the Chicago White Sox
- Was the 2015 Los Angeles Times prep baseball player of the year after going 13-0 with an 0.34 ERA as a senior at San Dimas High School

2023

- Pitched in 25 games (11 starts) for Colorado, compiling a 3-7 record and 5.36 ERA
- Recalled three times during the season
- Allowed 18 homers in 87.1 IP
- Did not allow an earned run across three July starts for the Rockies, spanning 14.0 IP
- Spun a career-high tying seven frames on Aug. 18 vs. Chicago (AL) with only one run relented
- Also worked in seven contests (all starts) for Triple-A Albuquerque, posting a 4.15 ERA
- Placed on Injured List Sept. 16 with right biceps tendinitis, ending his year

2022

- Started the season on the Injured List, assigned to Albuquerque on a Major League rehab assignment May 17
- Made three rehab starts for the Isotopes then optioned to Triple-A on May 27
- Pitched once more for Albuquerque, June 1 at Sugar Land, which proved to be his final outing of the regular season due to an injury
- Made three starts in the Arizona Fall League for the Salt River Rafters, totaling seven innings

2021

- Made his return from Tommy John Surgery in a rehab outing for High-A Spokane on Aug. 18 in which he worked two scoreless innings
- Had a 3.94 ERA (16 IP/7 ER) across seven rehab starts between Spokane, Double-A Hartford and Triple-A Albuquerque
- On Sept. 24, made his first Major League appearance since Sept. 20, 2019, starting vs. San Francisco and allowing four hits and two runs in 3.2 frames

2020

- Had a 6.14 ERA in four spring training appearances but did not see any regular season action as he underwent Tommy John surgery in July

2019

- Attended his second Major League spring training with the Rockies
- Started the season at Triple-A Albuquerque, was 2-2 with a 5.07 ERA in 11 starts
- Spun seven scoreless innings with 10 strikeouts in his second to last start for the Isotopes on May 24 at Las Vegas
- Had his contract selected by Colorado on June 6, made his Major League debut that afternoon at Wrigley Field and beat the Cubs with seven innings of one-run, nine-strikeout ball
- In 19 starts for the Rockies, finished 3-7 with a 7.25 ERA

PERSONAL / MISCELLANEOUS INFORMATION

- His high school is a 41-minute drive away from Dodger Stadium where Lambert made three starts in 2019



Season	League	Team	W	L	ERA	G	GS	CG	SHO	SV	SVO	IP	H	R	ER	HR	HB	BB	IBB	SO	WHIP	AVG
2015	ROK	GJ	0	4	3.45	8	8	0	0	0	0	31.1	29	18	12	3	4	11	0	26	1.28	.227
2016	A(Full)	ASH	5	8	3.93	26	26	0	0	0	0	126.0	125	58	55	7	5	33	0	108	1.25	.264
2017	A(Adv)	LAN	9	8	4.17	26	26	0	0	0	0	142.1	147	75	66	18	3	30	0	131	1.24	.267
2018	AA	HFD	8	2	2.23	15	15	1	0	0	0	92.2	80	25	23	6	3	12	0	75	0.99	.236
2018	AAA	ABQ	2	5	5.04	11	11	0	0	0	0	55.1	72	41	31	5	0	15	0	31	1.57	.320
2018	Minors	2 Teams	10	7	3.28	26	26	1	0	0	0	148.0	152	66	54	11	3	27	0	106	1.21	.270
2019	AAA	ABQ	2	2	5.07	11	11	0	0	0	0	60.1	63	34	34	10	0	16	0	51	1.31	.264
2019	MLB	COL	3	7	7.25	19	19	0	0	0	0	89.1	119	74	72	18	6	36	3	57	1.74	.321
2021	A+	SPO	0	0	5.87	4	4	0	0	0	0	7.2	8	6	5	2	2	6	0	7	1.83	.267
2021	AA	HFD	0	0	3.18	2	2	0	0	0	0	5.2	5	2	2	1	3	0	0	9	0.88	.250
2021	AAA	ABQ	0	0	0.00	1	1	0	0	0	0	2.2	2	0	0	0	0	1	0	3	1.13	.222
2021	MLB	COL	0	0	11.12	2	2	0	0	0	0	5.2	12	7	7	2	0	2	0	3	2.47	.429
2021	Minors	3 Teams	0	0	3.94	7	7	0	0	0	0	16.0	15	8	7	3	5	7	0	19	1.38	.254
2022	AAA	ABQ	0	2	6.23	4	4	0	0	0	0	8.2	11	6	6	0	1	6	0	11	1.96	.314
2023	AAA	ABQ	0	2	4.15	7	7	0	0	0	0	21.2	20	12	10	0	1	14	0	21	1.57	.244
2023	MLB	COL	3	7	5.36	25	11	0	0	0	0	87.1	93	54	52	18	5	28	0	71	1.39	.273
Career	ROK	GJ	0	4	3.45	8	8	0	0	0	0	31.1	29	18	12	3	4	11	0	26	1.28	.227
Career	MLB	COL	6	14	6.47	46	32	0	0	0	0	182.1	224	135	131	38	11	66	3	131	1.59	.303
Career	AAA	ABQ	4	11	4.90	34	34	0	0	0	0	148.2	168	93	81	15	2	52	0	117	1.48	.285
Career	AA	HFD	8	2	2.29	17	17	1	0	0	0	98.1	85	27	25	7	6	12	0	84	0.99	.237
Career	A+	2 Teams	9	8	4.26	30	30	0	0	0	0	150.0	155	81	71	20	5	36	0	138	1.27	.267
Career	A	ASH	5	8	3.93	26	26	0	0	0	0	126.0	125	58	55	7	5	33	0	108	1.25	.264
Career	Minors	6 Teams	26	33	3.96	115	115	1	0	0	0	554.1	562	277	244	52	22	144	0	473	1.27	.264





Grant LAVIGNE

INF

Grant Douglas Lavigne

BATS	THROWS	HEIGHT	WEIGHT
LEFT	RIGHT	6-2	220

BORN: Aug. 27, 1999 OPENING DAY AGE: 24
 BIRTHPLACE: Bedford, NH SCHOOL: Bedford High School
 ACQUIRED: Rockies Competitive Balance round A selection (44nd overall) in the 2018 MLB First-Year Draft

QUICK HITS

- 6th pro season, all with Rockies
- Spent the entire 2023 season with Double-A Hartford, slashing .227/.350/.398 with 19 doubles, 17 homers and 51 RBI
- Played for the 2022 Salt River Rafters of the Arizona Fall League; named 2022 National League Fall Star
- Pioneer League 2018 Postseason All-Star with Grand Junction

- State of New Hampshire's Gatorade Player of the Year in 2016 and 2018; first player from Bedford High School to win award
- Committed to play college baseball at Wake Forest University
- Selected by the Rockies in the Competitive Balance Round A (42nd overall) of the 2018 First-Year Player Draft; signed a \$2 million signing bonus

2023

- Spent entire season with Double-A Hartford, slashing .227/.350/.398 with 19 doubles, 17 homers, 51 RBI and a 142:77 K:BB ratio
- Drove in four RBI April 15 at Reading and June 16 at Reading, the most since tying a career-high with five RBI July 31, 2021 with Low-A Fresno (also: July 1, 2018, with Short-Season Grand Junction)

- Tallied a season-high three hits, all singles, August 5 vs. Reading
- Recorded his first multi-homer game July 5 vs. New Hampshire, belting two clouts

2022

- Played for the Salt River Rafters of the Arizona Fall League; named 2022 National League Fall Star
- Promoted to Double-A Hartford July 6; played in 57 games, slashed .245/.347/.370 with seven doubles and five homers

- Began year with High-A Spokane and slashed .315/.406/.469 with 16 doubles, five homers and 38 walks over 68 games
- Non-roster invitee to spring training

2021

- Assigned to High-A Spokane August 3 and played in 32 games; slashed .225/.362/.342 with five doubles and two homers

- Started year with Single-A Fresno and compiled a .281/.388/.442 slash line with 13 doubles, seven homers and 39 walks over 72 games

PERSONAL / MISCELLANEOUS INFORMATION

- Led Bedford High School to four Division I finals and helped the Bulldogs win the 2016 state title
- 2018 Rawlings/Perfect Game Second-Team All-American
- Three-time First Team New Hampshire All-State selection
- Has a brother, Kyle, who most recently played baseball in the Futures Collegiate Baseball League in the summer of 2022; committed to play baseball at Austin Peay

Season	League	Team	AVG	G	AB	R	H	2B	3B	HR	RBI	BB	IBB	SO	CS	SB	OBP	SLG	OPS	PA	HBP	SAC	SF	GDP
2018	ROK	GJ	.350	59	206	45	72	13	2	6	38	45	1	40	12	7	.477	.519	.996	258	6	0	1	2
2019	A(Full)	ASH	.236	126	440	52	104	19	0	7	64	68	1	129	8	9	.347	.327	.674	526	9	4	5	10
2021	A	FRE	.281	72	260	49	73	13	4	7	40	39	0	73	7	2	.388	.442	.830	308	7	1	1	3
2021	A+	SPO	.225	32	111	17	25	5	1	2	18	22	0	39	2	1	.362	.342	.704	139	3	1	2	0
2021	Minors	2 Teams	.264	104	371	66	98	18	5	9	58	61	0	112	9	3	.380	.412	.792	447	10	2	3	3
2022	A+	SPO	.315	68	241	41	76	16	3	5	38	36	0	68	2	3	.406	.469	.875	282	2	1	2	3
2022	AA	HFD	.245	57	208	29	51	7	2	5	24	32	0	66	0	0	.347	.370	.717	242	1	0	1	4
2022	Minors	2 Teams	.283	125	449	70	127	23	5	10	62	68	0	134	2	3	.379	.423	.802	524	3	1	3	7
2023	AA	HFD	.227	125	445	53	101	19	3	17	51	77	3	142	4	2	.350	.398	.748	534	9	0	3	7
Career	ROK	GJ	.350	59	206	45	72	13	2	6	38	45	1	40	12	7	.477	.519	.996	258	6	0	1	2
Career	AA	HFD	.233	182	653	82	152	26	5	22	75	109	3	208	4	2	.349	.389	.738	776	10	0	4	11
Career	A+	SPO	.287	100	352	58	101	21	4	7	56	58	0	107	4	4	.391	.429	.820	421	5	2	4	3
Career	A	2 Teams	.253	198	700	101	177	32	4	14	104	107	1	202	15	11	.362	.370	.732	834	16	5	6	13
Career	Minors	5 Teams	.263	539	1911	286	502	92	15	49	273	319	5	557	35	24	.376	.403	.779	2289	37	7	15	29





Willie MACIVER

C

William MacIver

BATS	THROWS	HEIGHT	WEIGHT
RIGHT	RIGHT	6-1	205

BORN: *October 28, 1996* OPENING DAY AGE: *27*
 BIRTHPLACE: *Pleasant Hill, CA* SCHOOL: *Washington*
 ACQUIRED: *Rockies 9th round selection (276th overall) in the 2018 First-Year Player Draft*

QUICK HITS

- 6th professional season, all with the Rockies org
- Missed first half of 2023 after receiving an anti-inflammatory injection in his right shoulder during Spring Training ... Made first rehab appearance with ACL Rockies June 15, playing 13 contests
- Made 2023 debut with Triple-A Albuquerque July 2, went 2-for-4 with a double and a walk
- 2021 Futures Game participant
- Played for 2021 Salt River Rafters of the Arizona Fall League
- Limited to 41 games in his senior year at Washington due to a broken hamate bone
- 2017 All Pac-12 Honorable Mention
- Played in the West Coast League for the Walla Walla Sweets in 2015
- Named the WCL's No. 10 prospect in 2015
- Batted .495 with 18 extra-base hits as a senior at College Park High School
- Was a 2015 Perfect Game Honorable Mention All American as well as California's All Region Honorable Mention

2023

- Missed first half of season after receiving anti-inflammatory injection in right shoulder in Spring Training ... Made first rehab appearance with ACL Rockies June 15, playing 13 contests
- Made 2023 debut with Triple-A Albuquerque July 2, went 2-for-4 with a double and a walk
- Played in 49 games with the Isotopes, slashing .252/.383/.393 with 10 doubles, two triples, three homers, 24 RBI and 10 stolen bases in 14 attempts
- Belted his first career grand slam July 6 at Oklahoma City ... Connected on his first Triple-A home run on July 4 at OKC
- Collected his first three-hit performance at Triple-A on Sept. 14 at El Paso
- Over 46 games behind the dish, nabbed 11 of 58 baserunners (18 percent) and was charged with six errors
- Played winter ball with Estrellas Orientales of the Dominican Winter League; Appeared in just four games and went 1-for-7 with two walks

2022

- Began year with Double-A Hartford and swatted 231/.315/.413 with 18 doubles and 15 homers over 98 games
- Threw out 33 percent (36x106) of would be base stealers with the Yard Goats
- Connected on a season-high four hits on June 10 vs. Portland with a double and homer
- Promoted to Triple-A Albuquerque on Sept. 20 and appeared in six games; went 3-for-21 in the box, including a two-hit game on Sept. 24 at Sugar Land

2021

- Hit .286 with 11 doubles, 10 homers and 30 RBI in 46 games for High-A Spokane
- Threw out 19 of 55 runners attempting to steal with Spokane (34 percent)
- High-A West Offensive Player of the Week for May 23
- Promoted to Double-A Hartford on June 29
- Participant in the Futures Game at Coors Field
- Batted .167 with five home runs in 54 contests for Hartford
- Had a three-homer game for Hartford July 3 vs. Altoona
- Threw out 22 of 62 runners attempting to steal with Hartford (35 percent)
- Stole 10 bases for both Spokane and Hartford
- Promoted to Triple-A Albuquerque on Sept. 20
- Received his first Triple-A start on the final day of the season at Sacramento and was 0-for-3
- Played for the Salt River Rafters in the Arizona Fall League

2020

- Did not play due to the cancellation of the MiLB season

2019

- Slashed .252/.319/.421 with 27 doubles, three triples, 13 home runs and 60 RBI to go along with 12 stolen bases in 117 games for Low-A Asheville
- South Atlantic League Mid and Post-Season All-Star
- South Atlantic League Player of the Week for April 14
- Threw out 32 of 85 runners attempting to steal (37 percent)



PERSONAL / MISCELLANEOUS INFORMATION

- Favorite player growing up was Buster Posey

- Enjoys fantasy football, basketball and playing Madden

Season	League	Team	AVG	G	AB	R	H	2B	3B	HR	RBI	BB	IBB	SO	SB	CS	OBP	SLG	OPS	PA	HBP	SAC	SF	GIDP
2018	A(Short)	BOI	.284	54	194	25	55	10	3	5	30	18	1	44	4	6	.358	.443	.801	218	5	0	1	2
2019	A(Full)	ASH	.252	117	425	60	107	27	3	13	60	34	1	105	12	4	.319	.421	.740	480	11	4	6	9
2021	A+	SPO	.286	46	168	25	48	11	1	10	30	25	0	49	10	3	.395	.542	.937	201	6	1	1	0
2021	AA	HFD	.167	54	192	21	32	4	0	5	13	16	0	64	10	2	.241	.266	.507	212	3	0	1	4
2021	AAA	ABQ	.000	3	4	0	0	0	0	0	0	1	0	1	0	0	.200	.000	.200	5	0	0	0	0
2021	Minors	3 Teams	.220	103	364	46	80	15	1	15	43	42	0	114	20	5	.314	.390	.704	418	9	1	2	4
2022	AA	HFD	.231	98	346	42	80	18	0	15	50	37	0	106	10	3	.315	.413	.728	396	7	2	4	6
2022	AAA	ABQ	.143	6	21	1	3	0	0	0	0	2	0	8	0	0	.217	.143	.360	23	0	0	0	2
2022	Minors	2 Teams	.226	104	367	43	83	18	0	15	50	39	0	114	10	3	.309	.398	.707	419	7	2	4	8
2023	ROK	A-RCK	.359	13	39	12	14	4	1	0	10	12	0	11	6	0	.537	.513	1.050	54	3	0	0	1
2023	AAA	ABQ	.252	49	163	32	41	10	2	3	24	32	0	56	10	4	.383	.393	.776	201	4	0	2	5
2023	Minors	2 Teams	.272	62	202	44	55	14	3	3	34	44	0	67	16	4	.416	.416	.832	255	7	0	2	6
Career	ROK	A-RCK	.359	13	39	12	14	4	1	0	10	12	0	11	6	0	.537	.513	1.050	54	3	0	0	1
Career	AAA	ABQ	.234	58	188	33	44	10	2	3	24	35	0	65	10	4	.362	.356	.718	229	4	0	2	7
Career	AA	HFD	.208	152	538	63	112	22	0	20	63	53	0	170	20	5	.289	.361	.650	608	10	2	5	10
Career	A+	SPO	.286	46	168	25	48	11	1	10	30	25	0	49	10	3	.395	.542	.937	201	6	1	1	0
Career	A	ASH	.252	117	425	60	107	27	3	13	60	34	1	105	12	4	.319	.421	.740	480	11	4	6	9
Career	A(Short)	BOI	.284	54	194	25	55	10	3	5	30	18	1	44	4	6	.358	.443	.801	218	5	0	1	2
Career	Minors	6 Teams	.245	440	1552	218	380	84	10	51	217	177	2	444	62	22	.334	.410	.744	1790	39	7	15	29





Chris McMAHON

RHP

Christopher James McMahon

BATS	THROWS	HEIGHT	WEIGHT
RIGHT	RIGHT	6-2	217

BORN: Feb. 4, 1999 OPENING DAY AGE: 25

BIRTHPLACE: West Chester, PA SCHOOL: Miami

ACQUIRED: Selected by the Rockies in the 2nd round (46th overall) of the 2020 First-Year MLB Draft

QUICK HITS

- 4th professional season, all with the Rockies org
- Played for the Salt River Rafterers of the Arizona Fall League in 2023
- Missed a large portion of the 2022 season due to a lat injury
- Tied for the most wins (10) among High-A hurlers in his first pro season in 2021
- Northwest League Pitcher of the Week, Aug. 16-22, 2021
- Selected in the second round of the 2020 Draft from the University of Miami
- Was 3-0 with a 1.05 ERA in four appearances in his junior season before COVID-19 put a halt to the campaign
- Pitched for USA Baseball Collegiate National Team in the summer of 2019, led the squad with 15 strikeouts in 12.0 IP
- 33rd round selection by Atlanta out of high school in 2017, did not sign
- Ranked No. 76 in Baseball America's list of top 500 MLB Draft prospects in 2017

2023

- Started 15 games for Double-A Hartford, compiling a 5.91 ERA (67.0 IP, 44 ER)
- Had two starts with 5.0 shutout frames: April 29 at New Hampshire, May 18 vs. Portland
- Placed on the Injured List July 14, did not pitch the remainder of the regular season
- Pitched for the Salt River Rafterers of the Arizona Fall League, allowing 17 hits and 10 runs over 8.2 innings

2022

- Limited to 28.2 innings (eight games, six starts) due to a lat injury
- Made his season debut July 23 for the ACL Rockies
- Joined High-A Spokane on Aug. 18
- Ended the year with back-to-back quality starts: Sept. 1 vs. Vancouver and Sept. 8 at Tri-City

2021

- Spent his first professional season with High-A Spokane, compiling a 10-3 record and 4.17 ERA in 22 games (20 starts)
- Walked 32 batters compared to 119 strikeouts over 117.2 IP
- Made his pro debut on May 5 vs. Eugene, working five innings of two-run ball
- Had 10 games featuring at least seven punchouts
- Spun 7.0 frames of four-hit, one-run ball with eight strikeouts Aug. 18 vs. Hillsboro; Northwest League Pitcher of Week
- Took the ball in a playoff game Sept. 22 vs. Eugene, and did not permit a run over 6.1 innings, allowed just four hits and fanned seven
- Tied for most wins among High-A hurlers along with Travis Perry (Eugene)

PERSONAL / MISCELLANEOUS INFORMATION

- Parents are Jim and Jo Anne
- Majored in finance
- Played baseball and basketball at Rustin High School in Pennsylvania, was 8-0 with an 0.77 ERA over 54.1 IP his senior year while batting .437
- Honor roll student all four years of high school

Season	League	Team	W	L	ERA	G	GS	CG	SHO	SV	SVO	IP	H	R	ER	HR	HB	BB	IBB	SO	WHIP	AVG
2021	A+	SPO	10	3	4.17	22	20	0	0	0	0	114.1	119	57	53	13	4	32	0	119	1.32	.268
2022	ROK	A-RCK	0	0	2.53	4	2	0	0	0	0	10.2	17	4	3	1	0	3	0	9	1.88	.386
2022	A+	SPO	1	0	7.00	4	4	0	0	0	0	18.0	30	14	14	4	0	2	0	16	1.78	.385
2022	Minors	2 Teams	1	0	5.34	8	6	0	0	0	0	28.2	47	18	17	5	0	5	0	25	1.81	.385
2023	AA	HFD	2	3	5.91	15	15	0	0	0	0	67.0	84	48	44	13	5	25	0	66	1.63	.299
Career	ROK	A-RCK	0	0	2.53	4	2	0	0	0	0	10.2	17	4	3	1	0	3	0	9	1.88	.386
Career	AA	HFD	2	3	5.91	15	15	0	0	0	0	67.0	84	48	44	13	5	25	0	66	1.63	.299
Career	A+	SPO	11	3	4.56	26	24	0	0	0	0	132.1	149	71	67	17	4	34	0	135	1.38	.285
Career	Minors	3 Teams	13	6	4.89	45	41	0	0	0	0	210.0	250	123	114	31	9	62	0	210	1.49	.295





Nick MEARS

RHP

Nicolaus Tanner Mears

BATS	THROWS	HEIGHT	WEIGHT
RIGHT	RIGHT	6-2	200

BORN: October 7, 1996 OPENING DAY AGE: 27

BIRTHPLACE: Sacramento, CA

SCHOOL: Sacramento Community College

ACQUIRED: Claimed off waivers by Rockies from Rangers on Jan. 6, 2023

QUICK HITS

- 7th pro season, Rockies are his third organization (Pirates, Rangers)
- Claimed off waivers by Colorado on Jan. 6, 2023
- Totaled a 3.72 ERA in 16 games for the Rockies in 2023
- Claimed off waivers by the Rangers on Dec. 23, 2022; designated by the Rangers on Dec. 27, 2022, to make room on the 40-man roster for Nathan Eovaldi
- Designated for assignment by the Pirates on Dec. 18, 2022
- Placed on the 60-day IL March 15, 2022, after undergoing arthroscopic surgery on his right elbow
- Made MLB debut Aug. 8, 2020, against the Tigers, allowing one run over one inning
- Pitched for the 2019 Peoria Javelinas of the Arizona Fall League
- Signed as an undrafted free agent by the Pirates Aug. 18, 2018, for \$15,000

2023

- Claimed off waivers by Colorado on Jan. 6, assigned to Triple-A Albuquerque
- Made 24 appearances for the Isotopes, went 4-1 with a 6.08 ERA (23.2 IP, 16 ER)
- Called up by Colorado three times throughout the year, tallying a 3.72 ERA (19.1 IP, 8 ER) with a .194 BAA, 1.45 WHIP and 21:14 K:BB ratio over 16 games
- Recalled by the Rockies on April 30, worked in four contests before being sidelined with a left oblique strain
- Upon activation, was optioned back to Triple-A
- Five of six outings without allowing a run from June 2-20
- Called back up June 25, pitched in one game before again hitting the IL with the same oblique ailment
- Out of action until Aug. 10, pitched in eight contests between then and Sept. 1 for Albuquerque (9.1 IP, 3 ER)
- Promoted for a third time on Labor Day and remained in the big leagues the duration of the campaign
- In 16 games with Rockies: 0-1 with 3.72 ERA (19.1 IP, 8 ER)
- Struck out at least two batters in seven of 16 appearances
- ERA was 2.16 on Sept. 20 before allowing a total of three earned runs in his next two games
- In 44.0 innings between Albuquerque and Colorado: 63 strikeouts (12.9/9)

2022

- Placed on the 60-day IL March 15, 2022, after undergoing arthroscopic surgery on his right elbow
- Began rehab assignment with Single-A Bradenton May 25 Made four appearances and pitched 4.0 innings
- Sent to Triple-A Indianapolis to continue rehab assignment on June 7; , Shutdown after six outings from June 22-July 26
- Started another rehab assignment with Bradenton July 26; made two appearances before being sent back to Indianapolis Aug. 2 ... finished rehab assignment and optioned to Indianapolis Aug. 19
- Between Indianapolis and Bradenton, combined for a 4.80 ERA (30 IP, 16 ER)

2021

- Began the year at the Pirates alternate training site; optioned to Triple-A Indianapolis for start of MiLB season
- Recalled four times by Pittsburgh, did not make appearance until his fourth call-up; pitched in 30 games with the Pirates and compiled a 5.01 ERA (23.1 IP, 13 ER)
- Final eight outings with Pittsburgh were scoreless; 23 of his 30 appearances were scoreless
- Appeared in 17 games for Indianapolis, posting a 5.30 ERA (18.2 IP, 11 ER)

2020

- Non-roster invitee to spring training
- Recalled by Pittsburgh four times (5.0 IP, 4 H, 3 ER, 7 K, 7 BB)

- Had contract selected Aug. 8 and made MLB debut same day against the Tigers, allowing one run over one inning Retired Miguel Cabrera on a fly out for first MLB out

2019

- Split the season between Single-A Greensboro, High-A Bradenton and Double-A Altoona, combining for a 3.28 ERA (46.2 IP, 17 ER) over 34 games with a 69:18 K:BB ratio
- Began year with Greensboro and appeared in seven games before being promoted to Bradenton May 4
- Compiled a 3.60 ERA (30 IP, 12 ER) for Bradenton with a 43:9 K:BB ratio over 23 contests
- Promoted to Double-A Altoona Aug. 17; pitched 5.0 innings over four games (4 H, 1 ER, 7 K, 2 BB)



PERSONAL / MISCELLANEOUS INFORMATION

- Pitched just one year at Sacramento Community College, 2017; compiled a 2.56 ERA ... (31.2 IP, 9 ER) over 18 games, one start, and notched six saves ... sat out 2015 season due to "Tommy John" surgery
 - Missed the 2016 season due to a fractured collarbone in a dirt bike accident ... sat out the 2018 season after multiple friends and family died, including his grandpa, a long-time Pirates fan
 - Played for the 2017 and 2018 Willmar Stingers of the Northwoods Summer League ... drew interest from Pirates, A's, Braves, Royals, Rockies, Reds and Padres at completion of season

- Pitched his senior season at Rocklin with a torn ulnar collateral ligament ... underwent "Tommy John" surgery during summer of 2014
 - 2014 Graduate of Rocklin High School in Rocklin, CA ... Giants RHP Logan Webb also attended Rocklin and graduated the same year

Season	League	Team	W	L	ERA	G	GS	CG	SHO	SV	SVO	IP	H	R	ER	HR	HB	BB	IBB	SO	WHIP	AVG
2018	A(Short)	WV	0	0	0.00	3	0	0	0	0	0	4.0	1	0	0	0	0	1	0	8	0.50	.077
2019	A(Full)	GBO	1	1	3.09	7	0	0	0	0	1	11.2	5	4	4	2	0	7	0	19	1.03	.128
2019	A(Adv)	BRD	4	2	3.60	23	0	0	0	5	9	30.0	22	14	12	3	2	9	0	43	1.03	.202
2019	AA	ALT	0	0	1.80	4	0	0	0	0	0	5.0	4	3	1	0	1	2	0	7	1.20	.211
2019	Minors	3 Teams	5	3	3.28	34	0	0	0	5	10	46.2	31	21	17	5	3	18	0	69	1.05	.186
2020	MLB	PIT	0	0	5.40	4	0	0	0	0	0	5.0	4	3	3	1	0	7	0	7	2.20	.222
2021	AAA	IND	2	2	5.30	17	0	0	0	1	2	18.2	16	12	11	2	2	9	0	25	1.34	.229
2021	MLB	PIT	1	0	5.01	30	0	0	0	0	5	23.1	25	14	13	5	0	13	1	23	1.63	.269
2022	A	BRD	1	0	5.06	6	1	0	0	0	0	5.1	4	3	3	0	1	2	0	7	1.13	.200
2022	AAA	IND	1	1	4.74	23	0	0	0	0	0	24.2	19	14	13	2	0	17	0	27	1.46	.213
2022	MLB	PIT	0	0	0.00	2	0	0	0	0	0	2.0	1	0	0	0	0	1	0	2	1.00	.143
2022	Minors	2 Teams	2	1	4.80	29	1	0	0	0	0	30.0	23	17	16	2	1	19	0	34	1.40	.211
2023	ROK	A-RCK	0	0	0.00	1	1	0	0	0	0	1.0	1	0	0	0	1	0	0	3	1.00	.250
2023	AAA	ABQ	4	1	6.08	24	0	0	0	1	3	23.2	16	18	16	1	1	22	3	39	1.61	.193
2023	MLB	COL	0	1	3.72	16	0	0	0	0	0	19.1	14	8	8	1	1	14	0	21	1.45	.194
2023	Minors	2 Teams	4	1	5.84	25	1	0	0	1	3	24.2	17	18	16	1	2	22	3	42	1.58	.195
Career	ROK	A-RCK	0	0	0.00	1	1	0	0	0	0	1.0	1	0	0	0	1	0	0	3	1.00	.250
Career	MLB	2 Teams	1	1	4.35	52	0	0	0	0	5	49.2	44	25	24	7	1	35	1	53	1.59	.232
Career	AAA	2 Teams	7	4	5.37	64	0	0	0	2	5	67.0	51	44	40	5	3	48	3	91	1.48	.211
Career	AA	ALT	0	0	1.80	4	0	0	0	0	0	5.0	4	3	1	0	1	2	0	7	1.20	.211
Career	A+	BRD	4	2	3.60	23	0	0	0	5	9	30.0	22	14	12	3	2	9	0	43	1.03	.202
Career	A	2 Teams	2	1	3.71	13	1	0	0	0	1	17.0	9	7	7	2	1	9	0	26	1.06	.153
Career	A(Short)	WV	0	0	0.00	3	0	0	0	0	0	4.0	1	0	0	0	0	1	0	8	0.50	.077
Career	Minors	8 Teams	13	7	4.35	108	2	0	0	7	15	124.0	88	68	60	10	8	69	3	178	1.27	.197





Juan MEJIA

RHP

Juan Manuel Mejia

BATS RIGHT	THROWS RIGHT	HEIGHT 6-3	WEIGHT 200
----------------------	------------------------	----------------------	----------------------

BORN: July 4, 2000 **OPENING DAY AGE:** 23

BIRTHPLACE: Santo Domingo, D.R.

ACQUIRED: Signed by Rockies as an international free agent May 5, 2017

QUICK HITS

- 7th professional season, all with the Rockies org
- Entering 2024, has compiled 328 strikeouts over 273.2 innings in the minors
- Added to Colorado's 40-man roster on Nov. 14, 2023
- Played for the Salt River Rafters of the Arizona Fall League in 2023; named a Fall Star
- Was a starter to begin his pro career, but has been used exclusively in relief since 2019

2023

- Pitched in 48 contests between High-A Spokane and Double-A Hartford, registering a 5.06 ERA (58.2 IP, 33 ER)
- Struck out a combined 86 batters
- In 19 outings between June 23 and Aug. 22, posted a 1.13 ERA (24.0 IP, 3 ER)
- Pitched for the Salt River Rafters of the Arizona Fall League, allowed just two earned runs in 8.1 innings with 16 strikeouts
- Appeared in the AFL All-Star Game
- Added to the Rockies' 40-man roster on Nov. 14

2022

- Split the year betwixt Low-A Fresno and High-A Spokane, pitched 44 times in relief and compiled a 4.68 ERA (50.0 IP, 26 ER) with 60 strikeouts
- Struck out five batters in two perfect frames on Sept. 1 at Vancouver

2021

- Worked in 43 games for Low-A Fresno, posting a 4.82 ERA in 46.2 innings
- Did not permit a run in 11 of his first 12 appearances
- On two occasions, surrendered four runs in less than a full inning
- Registered 66 strikeouts over 46.2 IP

Season	League	Team	W	L	ERA	G	GS	CG	SHO	SV	SVO	IP	H	R	ER	HR	HB	BB	IBB	SO	WHIP	AVG
2017	ROK	D-RCK	3	1	2.84	16	1	0	0	0	1	31.2	24	19	10	3	1	11	0	27	1.11	.202
2018	ROK	D-RCK	2	4	4.67	9	9	1	0	0	0	44.1	51	32	23	3	2	15	0	48	1.49	.291
2018	ROK	D-COL	1	1	7.90	4	4	0	0	0	0	13.2	18	13	12	2	0	7	0	13	1.83	.316
2018	Minors	2 Teams	3	5	5.43	13	13	1	0	0	0	58.0	69	45	35	5	2	22	0	61	1.57	.297
2018	ROK	2 Teams	3	5	5.43	13	13	1	0	0	0	58.0	69	45	35	5	2	22	0	61	1.57	.297
2019	ROA	GJ	0	0	2.83	24	0	0	0	4	4	28.2	16	11	9	2	6	15	0	28	1.08	.158
2021	A	FRE	3	5	4.82	43	1	0	0	8	12	46.2	44	27	25	2	8	23	0	66	1.44	.242
2022	A	FRE	2	2	3.71	31	0	0	0	6	9	34.0	29	15	14	2	4	19	1	43	1.41	.236
2022	A+	SPO	1	1	6.75	13	0	0	0	0	0	16.0	16	15	12	2	4	8	0	17	1.50	.291
2022	Minors	2 Teams	3	3	4.68	44	0	0	0	6	9	50.0	45	30	26	4	8	27	1	60	1.44	.253
2023	A+	SPO	2	2	4.81	35	0	0	0	1	4	43.0	37	32	23	3	11	23	0	64	1.40	.230
2023	AA	HFD	1	3	5.74	13	0	0	0	1	2	15.2	15	11	10	1	2	9	0	22	1.53	.254
2023	Minors	2 Teams	3	5	5.06	48	0	0	0	2	6	58.2	52	43	33	4	13	32	0	86	1.43	.236
Career	ROK	2 Teams	6	6	4.52	29	14	1	0	0	1	89.2	93	64	45	8	3	33	0	88	1.41	.265
Career	ROA	GJ	0	0	2.83	24	0	0	0	4	4	28.2	16	11	9	2	6	15	0	28	1.08	.158
Career	AA	HFD	1	3	5.74	13	0	0	0	1	2	15.2	15	11	10	1	2	9	0	22	1.53	.254
Career	A+	SPO	3	3	5.34	48	0	0	0	1	4	59.0	53	47	35	5	15	31	0	81	1.42	.245
Career	A	FRE	5	7	4.35	74	1	0	0	14	21	80.2	73	42	39	4	12	42	1	109	1.43	.239
Career	Minors	6 Teams	15	19	4.54	188	15	1	0	20	32	273.2	250	175	138	20	38	130	1	328	1.39	.242





Anthony MOLINA

RHP

Anthony Jose Molina

BATS	THROWS	HEIGHT	WEIGHT
RIGHT	RIGHT	6-1	170

BORN: Jan. 12, 2002 OPENING DAY AGE: 22

BIRTHPLACE: San Joaquin, VEN

ACQUIRED: Selected third overall by the Rockies in the MLB Rule 5 Draft (Tampa)

QUICK HITS

- 5th professional season, Rockies are his second organization (Tampa Bay)
- Selected by Colorado with the third pick in the 2023 MLB Phase of the Rule 5 Draft
- Southern League Pitcher of the Week for May 16-21, 2023
- Had a stellar 2022 campaign, totaling a 14-2 record and 3.10 ERA in 29 games (seven starts) between Low-A Charleston and High-A Bowling Green
- Second in all of MiLB in pitcher wins in 2022
- Signed with the Rays as an international free agent at 16 years old in 2018

2023

- Split the campaign between High-A Montgomery and Triple-A Durham
- Started 15 games for the Biscuits: 2-5 with a 4.61 ERA (66.1 IP, 34 ER)
- Over a three-start stretch from May 13-25, allowed just three earned runs in 17.2 frames
- Earned Southern League Pitcher of the Week laurels after blanking Mississippi on two hits and no walks over 6.0 innings on May 19
- Promoted to Durham halfway through season, pitched in 13 games (12 starts) and compiled a 4.37 ERA (55.2 IP, 27 ER)
- Allowed two runs or fewer in 10 games with the Bulls
- Had the toughest outing of his career Aug. 25 at Norfolk, facing eight batters and not retiring anyone; all eight scored, punctuated by a Daz Cameron grand slam
- Tossed 5.0 shutout frames on Sept. 1 vs. Nashville, then 6.0 innings without permitting a run Sept. 20 at Gwinnett
- Appeared in one postseason game for Durham, retiring the only batter he faced

2022

- Had a stellar campaign, totaling a 14-2 record and 3.10 ERA in 29 games (seven starts) between Low-A Charleston and High-A Bowling Green
- Majority of his work came with the Hot Rods, where he was 13-2 with a 2.94 ERA across 26 appearances (88.2 IP, 29 ER)
- Frequently used as a piggyback starter, as 12 of 22 "relief" outings exceeded 3.0 IP
- In his final outing of the regular season, tossed five innings of one-hit ball with no walks on Sept. 8 vs. Greensboro
- Made two playoff starts, allowing five runs in 8.2 innings
- Second in MiLB in wins, behind Taylor Dollard's 16 for Double-A Arkansas

2021

- Pitched 12 games (three starts) for the Florida Complex League Rays, going 2-1 with a 2.61 ERA (31.0 IP, 9 ER)
- Walked just eight batters and fanned 36

Season	League	Team	W	L	ERA	G	GS	CG	SHO	SV	SVO	IP	H	R	ER	HR	BB	IBB	SO	WHIP	AVG	
2019	ROK	D-RA1	2	3	3.23	14	8	0	0	0	0	53.0	66	30	19	1	0	9	0	31	1.42	.300
2021	ROK	F-RAY	2	1	2.61	12	3	0	0	2	4	31.0	29	10	9	2	0	8	0	36	1.19	.252
2022	A	CSC	1	0	5.14	3	0	0	0	0	0	7.0	5	4	4	0	0	1	0	10	0.86	.200
2022	A+	BG	13	2	2.94	26	7	0	0	0	1	88.2	85	37	29	10	4	18	0	75	1.16	.245
2022	Minors	2 Teams	14	2	3.10	29	7	0	0	0	1	95.2	90	41	33	10	4	19	0	85	1.14	.242
2023	AA	MTG	2	5	4.61	15	15	1	0	0	0	66.1	72	42	34	8	0	20	0	52	1.39	.266
2023	AAA	DUR	3	2	4.37	13	12	0	0	0	0	55.2	73	33	27	5	2	18	0	50	1.63	.312
2023	Minors	2 Teams	5	7	4.50	28	27	1	0	0	0	122.0	145	75	61	13	2	38	0	102	1.50	.287
Career	ROK	2 Teams	4	4	3.00	26	11	0	0	2	4	84.0	95	40	28	3	0	17	0	67	1.33	.284
Career	AAA	DUR	3	2	4.37	13	12	0	0	0	0	55.2	73	33	27	5	2	18	0	50	1.63	.312
Career	AA	MTG	2	5	4.61	15	15	1	0	0	0	66.1	72	42	34	8	0	20	0	52	1.39	.266
Career	A+	BG	13	2	2.94	26	7	0	0	0	1	88.2	85	37	29	10	4	18	0	75	1.16	.245
Career	A	CSC	1	0	5.14	3	0	0	0	0	0	7.0	5	4	4	0	0	1	0	10	0.86	.200
Career	Minors	6 Teams	23	13	3.64	83	45	1	0	2	5	301.2	330	156	122	26	6	74	0	254	1.34	.272





Coco MONTES

INF

Robert Patrick Montes

BATS	THROWS	HEIGHT	WEIGHT
RIGHT	RIGHT	6-1	200

BORN: *October 7, 1996* **OPENING DAY AGE:** *27*
BIRTHPLACE: *Miami, FL* **SCHOOL:** *South Florida*
ACQUIRED: *Rockies 15th round selection (456th overall) in the 2018 First-Year Player Draft*

QUICK HITS

- 6th professional season, all with the Rockies organization
- Had contract selected by Colorado from Triple-A Albuquerque June 11, 2023
- Made MLB debut same day against San Diego, going 2-for-3 with a game-tying two-run homer in the eighth inning
- Became the ninth Rockies player in history to homer in their Major League debut (last: Sam Hilliard, Aug. 27, 2019 vs. Boston), the first to hit a game-tying or go-ahead homer in the eighth inning or later in their debut ... was the first Major Leaguer to do so since Ke'Bryan Hayes on Sept. 1, 2020 vs. Chicago-NL
- Earned 2023 Pacific Coast League Post-Season All-Star laurels after slashing .317/.400/.550 in 107 games with Albuquerque, belting a career-high 22 homers, 26 doubles and 89 RBI
- Led 2023 Isotopes in total bases (240), homers and RBI

- Named by his Albuquerque teammates as the 2023 Most Valuable Player and Power Hitter of the Year
- Hit a then career-high 20 home runs in 2022; Of his 115 hits at Triple-A, 44.3% went for extra bases (27 doubles, four triples, 20 homers)
- Named Mr. Hustle by player vote for the Isotopes 2022 Team Awards
- 2018 Pioneer League Most Valuable Player
- 2018 Pioneer League Mid and Post-Season All-Star
- Top Star of the 2018 PBL/NWL All-Star Game
- Hit .331 for South Florida in his senior season, leading the team with 25 multi-hit games and compiling a 20-game hit streak
- 2018 All-AAC Conference Second Team
- 2018 AAC Championship All-Tournament Team
- 2017 AAC Player of the Week (Feb. 27)
- Selected in the 35th round of the 2015 Draft by Washington

2023

- Spent majority of year with Triple-A Albuquerque, slashing .317/.400/.550 in 107 games while belting a career-high 22 homers, 26 doubles and 89 RBI
- Earned Pacific Coast League Post-Season All-Star laurels
- Led the Isotopes in total bases (240), homers, RBI and multi-hit contests (46)
- Named by his Albuquerque teammates as the Most Valuable Player and Power Hitter of the Year, becoming the fourth Isotope to win both awards and first since Jerry Sands in 2012
- Earned PCL Player of the Week honors (April 10-16)
- Finished third in the PCL among qualifiers in average (.317) and OPS (.950), fourth in slugging (.550) and runs (96), seventh in hits (138) and total bases (240), tied for seventh in RBI (89) and eighth in OBP (.400)

- Had contract selected by Colorado from Albuquerque June 11, 2023; Made MLB debut same day against San Diego, went 2-for-3 with a game-tying two-run homer in the eighth inning
- Became the ninth Rockies player in history to homer in their Major League debut (last: Sam Hilliard, Aug. 27, 2019 vs. Boston), the first to hit a game-tying or go-ahead homer in the eighth inning or later in their debut ... was the first Major Leaguer to do so since Ke'Bryan Hayes on Sept. 1, 2020 vs. Chicago-NL
- Optioned on July 2 ... served a second stint on the active roster July 31-Aug. 7 ... designated for assignment on Sept. 5 and outrighted to Triple-A
- Over 18 games with the Rockies, slashed .184/.244/.316 with two doubles, a homer and three RBI

2022

- Began year with Double-A Hartford and slashed .245/.383/.265 in 15 games
- Promoted to Triple-A Albuquerque on April 28; slashed .274/.359/.500 over 111 games; stole 13 bases in 14 attempts
- Hit a career-high 20 home runs; Of his 115 hits at Triple-A, 44.3% went for extra bases (27 doubles, four triples, 20 homers)

- One of five Isotopes to hit 20 homers (Wynton Bernard, Carlos Pérez, D.J. Peterson and Sean Bouchard)
- Swatted a homer in four-straight contests from July 24-29
- Connected on two grand slams; June 25 at Las Vegas and July 26 vs. Las Vegas
- Named Mr. Hustle by player vote for the Isotopes Team Awards

2021

- Slashed .258/.316/.448 with 37 doubles and 13 home runs in 116 games for Double-A Hartford
- Led all Double-A players in doubles (next closest had 31)

- First on Hartford in hits (111) and led Double-A Northeast in games played



2020

- Did not play due to the MiLB season being cancelled

2019

- Slashed .258/.305/.406 with 29 doubles, three triples, 13 home runs and 89 RBI in 132 contests with Low-A Asheville

PERSONAL / MISCELLANEOUS INFORMATION

- Parents are Robert and Ani
- Four-letter winner for head coach Phillip Wissner at Coral Gables High School
- Team captain his senior year
- First-team all-county as a sophomore, junior and senior
- Team MVP as a sophomore

Season	League	Team	AVG	G	AB	R	H	2B	3B	HR	RBI	BB	IBB	SO	SB	CS	OBP	SLG	OPS	PA	HBP	SAC	SF	GDP
2018	ROK	GJ	.333	69	267	55	89	18	3	8	42	35	0	69	7	6	.413	.513	.926	310	4	0	4	2
2019	A(Full)	ASH	.258	132	500	56	129	29	3	13	89	29	0	122	6	11	.305	.406	.711	549	8	4	8	8
2021	AA	HFD	.258	116	431	51	111	37	3	13	60	33	0	120	3	4	.316	.448	.764	474	6	0	4	11
2022	AA	HFD	.245	15	49	5	12	1	0	0	1	10	0	13	2	0	.383	.265	.648	60	1	0	0	1
2022	AAA	ABQ	.274	111	420	82	115	27	4	20	77	50	0	131	13	1	.359	.500	.859	479	7	0	2	11
2022	Minors	2 Teams	.271	126	469	87	127	28	4	20	78	60	0	144	15	1	.362	.475	.837	539	8	0	2	12
2023	AAA	ABQ	.317	107	436	96	138	26	5	22	89	59	0	130	11	6	.400	.550	.950	507	6	0	6	14
2023	MLB	COL	.184	18	38	3	7	2	0	1	3	2	0	12	0	0	.244	.316	.560	41	1	0	0	0
Career	ROK	GJ	.333	69	267	55	89	18	3	8	42	35	0	69	7	6	.413	.513	.926	310	4	0	4	2
Career	MLB	COL	.184	18	38	3	7	2	0	1	3	2	0	12	0	0	.244	.316	.560	41	1	0	0	0
Career	AAA	ABQ	.296	218	856	178	253	53	9	42	166	109	0	261	24	7	.380	.526	.906	986	13	0	8	25
Career	AA	HFD	.256	131	480	56	123	38	3	13	61	43	0	133	5	4	.324	.429	.753	534	7	0	4	12
Career	A	ASH	.258	132	500	56	129	29	3	13	89	29	0	122	6	11	.305	.406	.711	549	8	4	8	8
Career	Minors	4 Teams	.282	550	2103	345	594	138	18	76	358	216	0	585	42	28	.355	.474	.829	2379	32	4	24	47





Benny MONTGOMERY OF

Benjamin Dennis Montgomery

BATS	THROWS	HEIGHT	WEIGHT
RIGHT	RIGHT	6-4	200

BORN: Sept. 9, 2002

OPENING DAY AGE: 21

BIRTHPLACE: Paoli, PA

SCHOOL: Red Land High School

ACQUIRED: Rockies 1st round selection (8th overall) in the 2021 First-Year Player Draft

QUICK HITS

- 4th pro season, all with Rockies
- Played for the 2023 Salt River Rafters of the Arizona Fall League
- Named to the 2023 All-Arizona Fall League team and to the Rising Stars team
- California League Player of the Month for Sept 2022 with Single-A Fresno
- Collected a hit in his pro debut Aug. 6, 2021, with ACL Rockies

- 2021 Pennsylvania Gatorade Player of the Year
- Committed to play collegiately at the University of Virginia as a high school sophomore ... Had offers from Stanford, Duke and North Carolina
- Played in the 2020 Perfect Game All-America game and won the home run derby the day before
- Signed with the Rockies for a \$5 million bonus

2023

- Spent the entire year with High-A Fresno, slashing .251/.336/.370 with 18 doubles, two triples, 10 homers, 51 RBI and 18 steals in 23 attempts
- Recorded a career-high 13-game hitting streak from April 14-28, slashing .396/.439/.528 with two doubles, a triple, one homer and six RBI ... Tied for the 7th longest hit streak in the Northwest League

- Hit .333 in April and July, but hit .183, .165 and .206 in May, August and Sept., respectively
- Struck out three-plus times in 14 games compared to collecting nine three-plus hit contests

2022

- Played the majority of the season with Single-A Fresno, slashing .313/.394/.502 with 20 doubles, three triples, six home runs, 42 RBI and nine swiped bags across 56 games ...
- Won California League Player of the Month in September after slashing .425/.477/.725 across nine games ...

- His .313 batting average on the season ranked seventh in the California League (min. 250 PA)
- Tallied first four hit game of career Aug. 31 at Modesto, registering a double, homer and four RBI

2021

- Played in 14 games for ACL Rockies, slashing .340/.404/.383 with one triple and six RBI

- Tallied a hit in his pro debut Aug. 6
- Went 9-for-18 (.500) over his last five games

PERSONAL / MISCELLANEOUS INFORMATION

- Led Red Land High School to the AAAAAA Pennsylvania baseball state title as a sophomore in 2019 and as a senior in 2021

Season	League	Team	AVG	G	AB	R	H	2B	3B	HR	RBI	BB	IBB	SO	SB	CS	OBP	SLG	OPS	PA	HBP	SAC	SF	GDP
2021	ROK	A-RCK	.340	14	47	7	16	0	1	0	6	5	0	9	5	1	.404	.383	.787	52	0	0	0	1
2022	ROK	A-RCK	.273	6	22	3	6	1	1	0	2	0	0	6	0	0	.273	.409	.682	22	0	0	0	1
2022	A	FRE	.313	56	233	48	73	20	3	6	42	21	0	71	9	1	.394	.502	.896	264	10	0	0	7
2022	Minors	2 Teams	.310	62	255	51	79	21	4	6	44	21	0	77	9	1	.385	.494	.879	286	10	0	0	8
2023	A+	SPO	.251	109	438	62	110	18	2	10	51	52	0	135	18	5	.336	.370	.706	497	5	0	2	12
Career	ROK	A-RCK	.319	20	69	10	22	1	2	0	8	5	0	15	5	1	.365	.391	.756	74	0	0	0	2
Career	A+	SPO	.251	109	438	62	110	18	2	10	51	52	0	135	18	5	.336	.370	.706	497	5	0	2	12
Career	A	FRE	.313	56	233	48	73	20	3	6	42	21	0	71	9	1	.394	.502	.896	264	10	0	0	7
Career	Minors	3 Teams	.277	185	740	120	205	39	7	16	101	78	0	221	32	7	.357	.414	.771	835	15	0	2	21





Carson PALMQUIST LHP

Carson James Palmquist

BATS LEFT	THROWS LEFT	HEIGHT 6-3	WEIGHT 185
---------------------	-----------------------	----------------------	----------------------

BORN: Oct. 17, 2000 **OPENING DAY AGE:** 23
BIRTHPLACE: Fort Myers, FL **SCHOOL:** Miami
ACQUIRED: Rockies 3rd round selection (88th overall) in the 2022 First-Year Player Draft

QUICK HITS

- 3rd professional season, all with the Rockies organization
- 2023 Northwest League Post-Season All-Star
- 2023 MiLB.com Organizational All-Star
- Third round selection by Colorado in the 2022 First-Year Player Draft from the University of Miami
- Was Miami's closer in 2021, 14 saves were third most in D1 college baseball
- Struck out 75 batters and walked only eight over 44.2 innings in 2021
- Received 16 post-season awards/honors from various publications in 2021; including USA Baseball National Collegiate Team, Perfect Game All-America (First Team), All-ACC First Team and NCWBA Stopper of the Year finalist
- Was a starter in 2022 for the Hurricanes, finished 9-4 with a 3.54 ERA; registered 118 strikeouts in 84 frames
- Participated in the Draft Combine in San Diego in 2022

2023

- Began the season with High-A Spokane and was one of their most reliable starters, compiling a 7-2 record and 3.73 ERA (70.0 IP, 29 ER) in 15 outings
- Recorded 106 punchouts in 70 innings for Spokane
- Had 10 strikeouts on four occasions: June 13 vs. Eugene, June 28 at Vancouver, July 29 at Eugene, Aug. 12 vs. Hillsboro
- Promoted to Double-A Hartford and made four starts with the Yard Goats, posting a 4.43 ERA (22.1 IP, 11 ER)
- Three of four starts for Hartford were outstanding: Aug. 24 at Somerset (7.0 IP, 0 ER); Sept. 7 vs. Binghamton (7.0 IP, 2 ER) and Sept. 15 at Portland (6.0 IP, 1 ER)
- Double-A Numbers were skewed due to allowing eight runs vs. Richmond on Aug. 31
- Northwest League Post-Season All-Star
- MiLB.com Organizational All-Star

2022

- Was drafted in the third round (88th overall pick) by Colorado
- Assigned to the ACL Rockies and pitched just one inning, a scoreless frame on Aug. 16 against the Diamondbacks' rookie club

PERSONAL / MISCELLANEOUS INFORMATION

- Parents are Cindy and Chris Palmquist, has a brother, Cody
- Majored in criminal justice
- Attended Riverdale High School in Fort Myers
- Did not allow an earned run and struck out 106 batters across 60.2 innings, was scouted by Major League teams but was not selected in the 2019 draft

Season	League	Team	W	L	ERA	G	GS	CG	SHO	SV	SVO	IP	H	R	ER	HR	BB	IBB	SO	WHIP	AVG	
2022	ROK	A-RCK	0	0	0.00	1	0	0	0	0	0	1.0	0	0	0	0	2	0	1	2.00	.000	
2023	A+	SPO	7	2	3.73	15	15	0	0	0	0	70.0	61	33	29	9	9	28	0	106	1.27	.238
2023	AA	HFD	0	2	4.43	4	4	1	0	0	0	22.1	19	11	11	4	1	9	0	28	1.25	.226
2023	Minors	2 Teams	7	4	3.90	19	19	1	0	0	0	92.1	80	44	40	13	10	37	0	134	1.27	.235
Career	ROK	A-RCK	0	0	0.00	1	0	0	0	0	0	1.0	0	0	0	0	2	0	1	2.00	.000	
Career	AA	HFD	0	2	4.43	4	4	1	0	0	0	22.1	19	11	11	4	1	9	0	28	1.25	.226
Career	A+	SPO	7	2	3.73	15	15	0	0	0	0	70.0	61	33	29	9	9	28	0	106	1.27	.238
Career	Minors	3 Teams	7	4	3.86	20	19	1	0	0	0	93.1	80	44	40	13	10	39	0	135	1.28	.234





Riley PINT

RHP

Riley Kenneth Pint

BATS	THROWS	HEIGHT	WEIGHT
RIGHT	RIGHT	6-5	225

BORN: Nov. 6, 1997

OPENING DAY AGE: 26

BIRTHPLACE: Lenexa, KS

SCHOOL: Saint Thomas Aquinas High School

ACQUIRED: Rockies 1st round selection (4th overall) in the 2016 First-Year Player Draft

QUICK HITS

- 8th professional season, all with the Rockies org
- 1st-round pick in 2016 (4th overall selection) from Saint Thomas Aquinas High School in Overland Park, KS
- Threw 100 MPH on a routine basis in high school
- Received a \$4.8 million signing bonus
- Made his Major League debut May 17, 2023, vs. Cincinnati in relief, recording one out while allowing a hit and walking three, only MLB appearance to date
- Struck out a career-high 85 batters in 57.1 innings across 47 outings for Triple-A Albuquerque in 2023
- Retired June 2021 after 10 games with High-A Spokane, returned to Rockies in time for 2022 Spring Training
- Made 38 appearances for Double-A Hartford in 2022, then promoted to Triple-A Albuquerque for three outings before an injury cut his campaign short

- Added to the Rockies 40-man roster following the 2022 season
- Was a starting pitcher for the first 40 appearances of his professional career, transitioned to the bullpen early in the 2019 campaign; his last 69 outings have been in relief
- Has struck out 306 batters in 269.2 IP during his career (10.2 per 9 IP) and issued 222 walks (7.4 per 9 IP)
- Played in a rec softball league during his 2021 hiatus from baseball, was the shortstop on his team
- Featured prominently in Jeff Passan's book "The Arm: Inside the Billion-Dollar Mystery of the Most Valuable Commodity in Sports"

2023

- Made his Major League debut May 17 vs. Cincinnati in relief, recording one out while giving up a hit and walking three batters; is his only MLB appearance to date as he was optioned back following the game
- Worked in a career high 47 contests for Triple-A Albuquerque, compiling a 3-4 record and 6.12 ERA (57.1 IP, 44 ER) with 57 walks and 85 strikeouts (career best)
- Twirled seven consecutive scoreless outings (9.0 IP) from April 12-30

- Permitted just one earned run over his final 10 appearances (11.2 IP) from Aug. 17-Sept. 22
- Struck out five batters in two full innings on three occasions: May 25 vs. Round Rock, June 15 at Tacoma and July 3 vs. El Paso
- 13 total appearances with at least three punchouts
- Walked multiple batters in 14 outings

2022

- Came out of retirement, starting the season at Double-A Hartford
- Made his first competitive game appearance in 10 months on April 9 vs. Binghamton, struck out two batters in a hitless inning
- Pitched in 38 games (all in relief) for the Yard Goats, compiling a 4.64 ERA while walking 29 batters and striking out 55 in 42.2 innings
- Promoted to Triple-A Albuquerque on Aug. 9

- Made his Triple-A debut Aug. 10 vs. Reno, walking two batters but working a scoreless frame
- Pitched in just three games for the Isotopes, allowing one run in three innings with two walks and three strikeouts
- Took the loss in his final appearance of the season on Aug. 18 at Tacoma
- Placed on the Injured List and missed the remainder of the campaign
- Added to Colorado's 40-man roster on Nov. 15

2021

- Began the year with High-A Spokane, made 10 relief appearances; 1-0 with a 3.38 ERA (4 ER/10.2 IP)
- Walked 10 batters in 10.2 innings, while striking out 17 and limiting batters to a .184 average

- Announced his retirement on June 8

2020

- Did not play due to the cancellation of the MiLB season



2019

- Spent the season with Single-A Asheville, going 0-1 with an 8.66 ERA in 21 games (three starts)
- Did not pitch after June 14 due to a shoulder injury
- Issued 31 walks and struck out 23 batters in 17.2 innings
- Moved to the bullpen after a start on April 20 vs. West Virginia, has exclusively pitched in relief since
- Walked four or more batters in three separate outings, did not complete a full inning in any of them

PERSONAL / MISCELLANEOUS INFORMATION

- Parents are Neil and Missy Pint
- Committed to play baseball at LSU but signed with Rockies
- Prior to his senior season of high school, Pint and LHP Jay Groomer (12th overall selection in 2016 MLB Draft by Red Sox) were the only HS students on the Golden Spikes Award watchlist
- Also played basketball in high school
- Avid Kansas Jayhawks fan
- Worked out with former MLB catcher Jason Kendall during his hiatus

Season	League	Team	W	L	ERA	G	GS	CG	SHO	SV	SVO	IP	H	R	ER	HR	HB	BB	IBB	SO	WHIP	AVG
2016	ROK	GJ	1	5	5.35	11	11	0	0	0	0	37.0	43	28	22	2	6	23	0	36	1.78	.307
2017	A(Full)	ASH	2	11	5.42	22	22	0	0	0	0	93.0	96	67	56	3	8	59	0	79	1.67	.264
2018	A(Short)	BOI	0	2	1.13	3	3	0	0	0	0	8.0	4	2	1	0	0	9	0	8	1.63	.167
2018	A(Full)	ASH	0	1	81.00	1	1	0	0	0	0	0.1	2	5	3	0	0	2	0	0	12.00	.500
2018	Minors	2 Teams	0	3	4.32	4	4	0	0	0	0	8.1	6	7	4	0	0	11	0	8	2.04	.214
2019	A(Full)	ASH	0	1	8.66	21	3	0	0	0	1	17.2	12	17	17	0	6	31	0	23	2.43	.203
2021	A+	SPO	1	0	3.38	10	0	0	0	0	0	10.2	7	8	4	3	1	10	0	17	1.59	.184
2022	AA	HFD	2	1	4.64	38	0	0	0	0	0	42.2	31	23	22	4	8	29	0	55	1.41	.209
2022	AAA	ABQ	0	1	3.00	3	0	0	0	0	0	3.0	3	1	1	0	0	2	0	3	1.67	.273
2022	Minors	2 Teams	2	2	4.53	41	0	0	0	0	0	45.2	34	24	23	4	8	31	0	58	1.42	.214
2023	AAA	ABQ	3	4	6.12	47	0	0	0	0	3	57.1	43	44	39	3	8	57	0	85	1.74	.210
2023	MLB	COL	0	0	27.00	1	0	0	0	0	0	0.1	1	1	1	0	0	3	0	0	12.00	.500
Career	ROK	GJ	1	5	5.35	11	11	0	0	0	0	37.0	43	28	22	2	6	23	0	36	1.78	.307
Career	MLB	COL	0	0	27.00	1	0	0	0	0	0	0.1	1	1	1	0	0	3	0	0	12.00	.500
Career	AAA	ABQ	3	5	5.97	50	0	0	0	0	3	60.1	46	45	40	3	8	59	0	88	1.74	.213
Career	AA	HFD	2	1	4.64	38	0	0	0	0	0	42.2	31	23	22	4	8	29	0	55	1.41	.209
Career	A+	SPO	1	0	3.38	10	0	0	0	0	0	10.2	7	8	4	3	1	10	0	17	1.59	.184
Career	A	ASH	2	13	6.16	44	26	0	0	0	1	111.0	110	89	76	3	14	92	0	102	1.82	.258
Career	A(Short)	BOI	0	2	1.13	3	3	0	0	0	0	8.0	4	2	1	0	0	9	0	8	1.63	.167
Career	Minors	6 Teams	9	26	5.51	156	40	0	0	0	4	269.2	241	195	165	15	37	222	0	306	1.72	.243





Thomas PONTICELLI

RHP

Thomas Ponticelli

BATS	THROWS	HEIGHT	WEIGHT
RIGHT	RIGHT	6-1	205

BORN: April 15, 1997

OPENING DAY AGE: 26

BIRTHPLACE: West Hills, CA

SCHOOL: San Francisco

ACQUIRED: Selected by the Rockies from the Cleveland Guardians in the Minor League Phase of the 2023 Rule 5 Draft

QUICK HITS

- 6th professional season, Rockies are his 2nd organization (Cleveland)
- Selected by Colorado in the MiLB phase of the Rule 5 Draft after the 2023 campaign
- Had a 1.54 ERA in 17 Triple-A appearances in 2022
- 2021 Eastern League champion with Akron, had a 3.07 ERA in 27 games
- 12th round draft pick by Cleveland from the University of San Francisco in 2018
- Won the Jesse Foppert Fireman of the Year Award in 2017 as the team's top pitcher
- Played in the Cape Cod League (Falmouth Commodores) in 2016

2023

- Spent the entire year with Triple-A Columbus, posted a 2-7 record and 4.64 ERA (64.0 IP, 33 ER) in 44 games (five starts)
- Had a pair of scoreless spot starts: May 6 vs. Iowa (3.0 IP) and June 20 at Indianapolis (3.2 IP)
- Led Columbus in appearances
- One of five Clippers hurlers to make at least one start and record at least one save
- Allowed multiple runs in three of four appearances from Sept. 10-22
- Selected by Colorado in the MiLB phase of the Rule 5 Draft on Dec. 6

2022

- Split the campaign between Double-A Akron (5.25 ERA in 22 appearances) and Triple-A Columbus (1.54 ERA in 17 games)
- Started eight games for the RubberDucks, one for the Clippers
- Began the year with Columbus, delivered nine consecutive scoreless outings (8.1 IP) from May 6-June 4
- Allowed two runs on June 9 at Indianapolis, then sent down to Akron
- Moved into the starting rotation Aug. 6 for his final eight outings of the year

2021

- Threw four shutout innings of relief on Opening Day for High-A Lake County at Lansing, then promoted to Double-A Akron
- Spent the rest of the season with the RubberDucks, where he finished 7-5 with a 3.09 ERA (87.1 IP, 30 ER) in 27 games (12 starts)
- Delivered three quality starts in a four-outing span June 20-July 9, allowed three hits or fewer in all
- Eastern League batted just .229 against him
- Over his final two starts in September, permitted just two earned runs in 10.1 frames
- Threw one inning in the postseason as the RubberDucks won the Eastern League title

PERSONAL / MISCELLANEOUS INFORMATION

- Parents are James and Kelly Ponticelli
- Majored in business administration
- Starred at Newbury Park High School (Thousand Oaks); won Marmonte League Pitcher of the Year as a junior, also first team all-league
- As a freshman, his team won the CIF-Southern Section Division 1 championship played at Dodger Stadium



Season	League	Team	W	L	ERA	G	GS	CG	SHO	SV	SVO	IP	H	R	ER	HR	HB	BB	IBB	SO	WHIP	AVG
2018	ROK	A-IN1	3	1	2.96	11	3	0	0	0	0	24.1	30	9	8	1	2	3	0	31	1.36	.303
2018	A(Full)	LC	1	0	0.00	1	0	0	0	0	0	4.0	2	0	0	0	0	1	0	4	0.75	.143
2018	Minors	2 Teams	4	1	2.54	12	3	0	0	0	0	28.1	32	9	8	1	2	4	0	35	1.27	.283
2019	A(Full)	LC	3	4	5.07	24	12	0	0	3	3	92.1	99	60	52	15	3	46	0	73	1.57	.276
2021	A+	LC	0	0	0.00	1	0	0	0	0	0	4.0	2	0	0	0	0	0	0	5	0.50	.154
2021	AA	AKR	7	5	3.09	27	12	0	0	0	1	87.1	73	38	30	8	7	33	1	77	1.21	.229
2021	Minors	2 Teams	7	5	2.96	28	12	0	0	0	1	91.1	75	38	30	8	7	33	1	82	1.18	.226
2022	AA	AKR	2	5	5.25	22	8	0	0	2	4	48.0	50	34	28	8	1	20	1	44	1.46	.263
2022	AAA	COL	0	0	1.54	17	1	0	0	1	1	23.1	14	4	4	0	1	14	0	19	1.20	.182
2022	Minors	2 Teams	2	5	4.04	39	9	0	0	3	5	71.1	64	38	32	8	2	34	1	63	1.37	.240
2023	AAA	COL	2	7	4.64	44	5	0	0	2	5	64.0	71	40	33	8	5	32	3	57	1.61	.281
Career	ROK	A-INR	3	1	2.96	11	3	0	0	0	0	24.1	30	9	8	1	2	3	0	31	1.36	.303
Career	AAA	COL	2	7	3.81	61	6	0	0	3	6	87.1	85	44	37	8	6	46	3	76	1.50	.258
Career	AA	AKR	9	10	3.86	49	20	0	0	2	5	135.1	123	72	58	16	8	53	2	121	1.30	.242
Career	A+	LC	0	0	0.00	1	0	0	0	0	0	4.0	2	0	0	0	0	0	0	5	0.50	.154
Career	A	LC	4	4	4.86	25	12	0	0	3	3	96.1	101	60	52	15	3	47	0	77	1.54	.271
Career	Minors	4 Teams	18	22	4.02	147	41	0	0	8	14	347.1	341	185	155	40	19	149	5	310	1.41	.258





PJ POULIN

LHP

Peter Arthur Poulin

BATS	THROWS	HEIGHT	WEIGHT
RIGHT	LEFT	6-1	195

BORN: *July 25, 1996* OPENING DAY AGE: *27*
 BIRTHPLACE: *Marion, MA* SCHOOL: *Connecticut*
 ACQUIRED: *Rockies 11th round selection (336th overall) in the 2018 First-Year Player Draft*

QUICK HITS

- 6th professional season, all with the Rockies org
- Spent entire 2023 season with Triple-A Albuquerque, producing a 5.44 ERA (49.2 IP, 30 ER) in 32 games
- Led all 2019 Low-A pitchers in appearances
- First Team All-New England and First Team ABCA All-Region in 2018
- Second Team American Athletic Conference in 2018
- Team captain his senior year at UConn
- Set UConn single-season with 16 saves
- Led UConn relievers with a 6-2 record and 3.26 ERA in 2018
- Pitched in summer ball for the Bourne Braves in 2017 (Cape Cod League) and New Bedford Bay Sox in 2016 (New England Collegiate Baseball League)

2023

- Spent entire season with Triple-A Albuquerque, producing a 5.44 ERA (49.2 IP, 30 ER) in 32 games
- 7.2 scoreless inning streak from Aug. 23-Sept. 2 (three of four appearances during the span consisted of multiple frames)
- Worked 2.0 or more innings in 13 outings
- Allowed just one home run over his first 16 games (24.2 IP), then relented nine in his next 16 (25.0 IP), including two in his final outing Sept. 20 vs. Oklahoma City

2022

- Began year with Double-A Hartford and compiled a 2.21 ERA (40.2 IP, 10 ER) over 34 games with a 5-2 ledger
- Assigned to Triple-A Albuquerque on July 26; pitched to an 8.10 ERA (20 IP, 18 ER) over 21 games
- Made his Triple-A debut on 7/26 vs. LV (1.0 IP, 1 R, 0 ER, 1 H, 1 BB, 2 K)

2021

- Was 3-1 with a 3.63 ERA in 44 relief outings between High-A Spokane and Double-A Hartford
- Pitched 22 times for the Indians and Yard Goats each
- Promoted to Double-A on June 30
- Struck out 59 batters in 44.2 total innings

2020

- Did not pitch due to cancellation of the Minor League season
- Spent the entire season with Low-A Asheville, finishing 3-3 with a 2.90 ERA in 54 appearances out of the bullpen
- Led all Low-A pitchers in appearances
- Second on Tourists in saves (13) behind Alexander Martinez (14)
- MiLB.com Organizational All-Star

PERSONAL / MISCELLANEOUS INFORMATION

- Parents are Peter and Lisa Poulin
- His family hosted players in the Cape Cod League, including Rockies LHP pitcher Brent Suter in 2011
- Majored in management information systems

Season	League	Team	W	L	ERA	G	GS	CG	SHO	SV	SVO	IP	H	R	ER	HR	HB	BB	IBB	SO	WHIP	AVG
2018	A(Short)	BOI	1	3	1.96	24	0	0	0	7	7	23.0	15	10	5	0	1	10	0	33	1.09	.176
2019	A(Full)	ASH	3	3	2.90	54	0	0	0	13	16	59.0	58	25	19	1	8	20	0	67	1.32	.256
2021	A+	SPO	1	0	2.35	22	0	0	0	4	4	23.0	11	7	6	2	1	6	0	37	0.74	.141
2021	AA	HFD	2	1	4.98	22	0	0	0	0	1	21.2	17	13	12	2	1	9	0	22	1.20	.218
2021	Minors	2 Teams	3	1	3.63	44	0	0	0	4	5	44.2	28	20	18	4	2	15	0	59	0.96	.179
2022	AA	HFD	5	1	2.21	34	0	0	0	6	8	40.2	28	13	10	4	4	12	0	55	0.98	.189
2022	AAA	ABQ	3	0	8.10	21	0	0	0	0	3	20.0	31	21	18	4	2	13	2	24	2.20	.360
2022	Minors	2 Teams	8	1	4.15	55	0	0	0	6	11	60.2	59	34	28	8	6	25	2	79	1.38	.252
2023	AAA	ABQ	3	3	5.44	32	0	0	0	0	1	49.2	58	36	30	10	1	33	1	39	1.83	.287
Career	AAA	ABQ	6	3	6.20	53	0	0	0	0	4	69.2	89	57	48	14	3	46	3	63	1.94	.309
Career	AA	HFD	7	2	3.18	56	0	0	0	6	9	62.1	45	26	22	6	5	21	0	77	1.06	.199
Career	A+	SPO	1	0	2.35	22	0	0	0	4	4	23.0	11	7	6	2	1	6	0	37	0.74	.141
Career	A	ASH	3	3	2.90	54	0	0	0	13	16	59.0	58	25	19	1	8	20	0	67	1.32	.256
Career	A(Short)	BOI	1	3	1.96	24	0	0	0	7	7	23.0	15	10	5	0	1	10	0	33	1.09	.176
Career	Minors	5 Teams	18	11	3.80	209	0	0	0	30	40	237.0	218	125	100	23	18	103	3	277	1.35	.241

Bladimir RESTITUYO OF

Bladimir Restituyo

BATS	THROWS	HEIGHT	WEIGHT
RIGHT	RIGHT	5-10	151

BORN: *July 2, 2001* OPENING DAY AGE: 22

BIRTHPLACE: *La Vega, D.R.* SCHOOL: -

ACQUIRED: *Signed by Rockies as an international free agent on July 2, 2017*

QUICK HITS

- 6th professional season, all with the Rockies org
- Signed as an international free agent on July 2, 2017
- 2019 Northwest League Mid-Season All-Star
- 2018 Dominican Summer League Mid-Season All-Star
- Has drawn only 44 walks in 432 career games (1,776 plate appearances)
- 108 career stolen bases, including three campaigns with 20 or more
- One of eight players to steal 30 or more bases in the California League in 2021

2023

- Spent the whole season with Double-A Hartford, compiling a .258/.277/.414 slash line with 20 doubles, a triple, 15 homers, 55 RBI and 17 stolen bases in 108 ballgames
- Walked just eight times in 456 plate appearances
- Led the Yard Goats in runs scored (61) and hits (111)
- Multiple RBI in his first four games, April 7-12
- Back-to-back three-hit contests April 11-12 at Reading, homered in both of them
- Registered 11 multi-hit performances in his first 21 games
- Also had three knocks on May 19 vs. Portland, July 6 vs. New Hampshire, Aug. 20 vs. New Hampshire, and Sept. 7 at Binghamton

2022

- Played in 105 contests with High-A Spokane, slashing .280/.301/.407 with 16 doubles, five triples eight homers, 44 RBI; was 22-for-32 in steal attempts
- Was 4-for-5 on Aug. 17 vs. Tri-City, part of a stretch of three consecutive multi-hit games
- Doubled and tripled in the season finale Sept. 11 at Tri-City

2021

- In 84 games with Low-A Fresno, slashed .259/.288/.334 with seven doubles, three triples, three homers, 24 RBI and 31 stolen bases
- One of eight players in the California League to steal 30 or more bases (including teammates Eddy Diaz and Zac Veen)
- Finished a perfect 4-for-4 on May 22 vs. San Jose
- Enjoyed a stretch of four separate three-hit contests in a nine-game span from June 10-20
- Was 1-for-9 in the league championship series against San Jose

Season	League	Team	AVG	G	AB	R	H	2B	3B	HR	RBI	BB	IBB	SO	SB	CS	OBP	SLG	OPS	PA	HBP	SAC	SF	GDP
2018	ROK	D-RCK	.291	46	182	27	53	9	5	0	21	7	0	38	12	8	.337	.396	.733	198	6	2	1	1
2018	ROK	D-COL	.327	14	55	16	18	2	2	4	12	2	0	13	4	1	.339	.655	.994	60	0	1	2	0
2018	Minors	2 Teams	.300	60	237	43	71	11	7	4	33	9	0	51	16	9	.337	.456	.793	258	6	3	3	1
2018	ROK	2 Teams	.300	60	237	43	71	11	7	4	33	9	0	51	16	9	.337	.456	.793	258	6	3	3	1
2019	ROA	GJ	.310	20	84	13	26	4	2	2	14	2	0	13	6	1	.326	.476	.802	90	1	1	2	0
2019	A(Short)	BOI	.259	55	228	28	59	13	0	4	25	2	0	56	16	5	.266	.368	.634	235	1	2	2	4
2019	Minors	2 Teams	.272	75	312	41	85	17	2	6	39	4	0	69	22	6	.283	.397	.680	325	2	3	4	4
2021	A	FRE	.259	84	290	37	75	7	3	3	24	12	0	73	31	5	.288	.334	.622	314	2	5	5	2
2022	A+	SPO	.280	105	396	55	111	16	5	8	44	11	0	87	22	10	.301	.407	.708	423	3	8	5	7
2023	AA	HFD	.258	108	430	61	111	20	1	15	55	8	0	86	17	6	.277	.414	.691	456	5	9	4	5
Career	ROK	2 Teams	.300	60	237	43	71	11	7	4	33	9	0	51	16	9	.337	.456	.793	258	6	3	3	1
Career	ROA	GJ	.310	20	84	13	26	4	2	2	14	2	0	13	6	1	.326	.476	.802	90	1	1	2	0
Career	AA	HFD	.258	108	430	61	111	20	1	15	55	8	0	86	17	6	.277	.414	.691	456	5	9	4	5
Career	A+	SPO	.280	105	396	55	111	16	5	8	44	11	0	87	22	10	.301	.407	.708	423	3	8	5	7
Career	A	FRE	.259	84	290	37	75	7	3	3	24	12	0	73	31	5	.288	.334	.622	314	2	5	5	2
Career	A(Short)	BOI	.259	55	228	28	59	13	0	4	25	2	0	56	16	5	.266	.368	.634	235	1	2	2	4
Career	Minors	7 Teams	.272	432	1665	237	453	71	18	36	195	44	0	366	108	36	.295	.401	.696	1776	18	28	21	19





Ryan RITTER

INF

Ryan Michael Ritter

BATS	THROWS	HEIGHT	WEIGHT
RIGHT	RIGHT	6-2	200

BORN: Nov. 10, 2000 **OPENING DAY AGE:** 23

BIRTHPLACE: Sewickley, PA **SCHOOL:** Kentucky

ACQUIRED: Rockies 4th round selection (116th overall) in the 2022 First-Year Player Draft

QUICK HITS

- 3rd professional season, all with the Rockies org
- Chosen as California League MVP for the 2023 season, as voted on by league managers
- 2023 MiLB.com Organizational All-Star
- California League 2023 Post-Season All-Star
- Won California League Player of the Week three times: April 23, May 21 and July 2
- California League Player of the Month for June
- 4th round selection by Colorado in the 2022 First-Year Player Draft from Kentucky
- Voted as the Rawlings Gold Glove Winner for best defensive collegiate shortstop in 2022

- Started all 111 games at shortstop for the Wildcats from 2021-22
- No. 43 Overall MLB Draft Prospect by Perfect Game in 2022, ranked 73rd for the same distinction by MLB Pipeline that year
- Played for the Cotuit Kettleers of the Cape Cod League in 2021, earned all-league honors
- Attended John A. Logan Community College (Illinois) in 2020, appeared in 21 games
- Selected in the 33rd round of the 2019 Draft by the Cubs

2023

- Split the campaign between three levels (Fresno, Spokane, Harford) and compiled a .281/.383/.519 slash line with 25 doubles, four triples, 24 homers, 85 RBI and 20 stolen bases
- Started the season with Low-A Fresno where he slashed .305/.405/.606 with 14 doubles, three triples, 18 home runs and 58 RBI in 65 contests
- Was just 4-for-30 over his first seven games
- Homered three times and drove in eight runs over a three-game stretch May 19-21 at Modesto
- Slashed .353/.418/.706 with six doubles, three triples, six home runs and 22 RBI in June en route to being awarded Cal League Player of the Month

- Was 11-for-16 with four homers and nine runs scored in his final four games with Fresno
- Won California League Player of the Week three times: April 17-23, May 15-21 and June 26-July 2
- Named California League MVP on Sept. 15 following the season, (didn't play a game for the Grizzlies after July 2)
- Promoted to High-A Spokane on July 3
- Played in 46 games with Spokane, slashing .265/.367/.441 with 17 extra-base hits
- Was 3-for-4 (double, triple, homer) on July 23 vs. Vancouver
- Promoted to Double-A Hartford on Sept. 6, was 4-for-25 in eight games to end the season

2022

- Fourth-round selection by Colorado (116th overall pick) from Kentucky

- Appeared in eight contests for the ACL Rockies, going 8-for-25 with four doubles, a triple and one homer

PERSONAL / MISCELLANEOUS INFORMATION

- Parents are Ken and Maureen Ritter
- Oldest of seven children
- Was a three-sport star at Lincoln-Way East High School (Illinois), helped lead the baseball team to a region championship in 2018 and conference titles in 2018 and 2019
- Batted .429 with a .724 slugging percentage his senior campaign

- His father Ken played baseball at North Central College and set a DIII record for batting average (.577) that still stands
- His oldest sister Kaleigh plays volleyball at St. Xavier University (Chicago), was freshman of the year in the Chicagoland Collegiate Athletic Conference
- Grew up idolizing Javy Baez and Francisco Lindor

Season	League	Team	AVG	G	AB	R	H	2B	3B	HR	RBI	BB	IBB	SO	SB	CS	OBP	SLG	OPS	PA	HBP	SAC	SF	GDP
2022	ROK	A-RCK	.320	8	25	9	8	4	1	1	4	2	0	3	2	0	.414	.680	1.094	29	2	0	0	0
2023	A	FRE	.305	65	246	53	75	14	3	18	58	37	1	72	6	3	.405	.606	1.011	295	7	1	4	4
2023	A+	SPO	.265	46	170	33	45	10	1	6	26	22	0	69	12	2	.367	.441	.808	201	6	2	1	1
2023	AA	HFD	.160	8	25	4	4	1	0	0	1	3	0	11	2	0	.276	.200	.476	29	1	0	0	0
2023	Minors	3 Teams	.281	119	441	90	124	25	4	24	85	62	1	152	20	5	.383	.519	.902	525	14	3	5	5
Career	ROK	A-RCK	.320	8	25	9	8	4	1	1	4	2	0	3	2	0	.414	.680	1.094	29	2	0	0	0
Career	AA	HFD	.160	8	25	4	4	1	0	0	1	3	0	11	2	0	.276	.200	.476	29	1	0	0	0
Career	A+	SPO	.265	46	170	33	45	10	1	6	26	22	0	69	12	2	.367	.441	.808	201	6	2	1	1
Career	A	FRE	.305	65	246	53	75	14	3	18	58	37	1	72	6	3	.405	.606	1.011	295	7	1	4	4
Career	Minors	4 Teams	.283	127	466	99	132	29	5	25	89	64	1	155	22	5	.385	.528	.913	554	16	3	5	5





Joe ROCK

LHP

Joseph Richard Rock

BATS	THROWS	HEIGHT	WEIGHT
LEFT	LEFT	6-6	200

BORN: July 29, 2000 **OPENING DAY AGE:** 23
BIRTHPLACE: Sewickley, PA **SCHOOL:** Ohio
ACQUIRED: Rockies CB-B round selection (68th overall) in the 2021 First-Year Player Draft

QUICK HITS

- 4th pro season, all with the Rockies
- Fanned a career-high 12 batters June 29 with Double-A Hartford June 29, 2023, vs. Binghamton
- Selected as 2022 MiLB Organizational All-Star
- Was the 71st Ohio University product to be selected in the MLB Draft and fifth since 2013 (former Isotopes right-hander Logan Cozart was also drafted out of Ohio, 2015, 21st round)
- Second Team Division I All-American
- Named to 2021 NCAA All-American Second Team and ABCA/Rawlings DI East All-Region First Team
- With Ohio in 2021, led team in ERA (2.33), wins (8), complete games (4), innings (88.2) and strikeouts (117)

2023

- Spent majority of season with Double-A Hartford and made 19 starts, compiling a 1-10 ledger, 4.50 ERA (90.0 IP, 45 ER), 1.40 WHIP and 108:32 K:BB ratio
- Completed at least 6.0 innings four times, registering a quality start in all four
- Missed almost a month of action due to injury (April 14-May 23)
- Fanned double-digit batters twice, including a career-high 12 on June 29 vs. Binghamton
- Promoted to Albuquerque Sept. 23 ... Made one start, vs. Oklahoma City, tossing 2.2 innings and allowing three runs on three hits, one homer and two walks while fanning four

2022

- Made 20 starts for High-A Spokane, compiling a 4.43 ERA (107.2 IP, 53 ER) with a 109:45 K:BB ratio and a 1.23 WHIP
- Finished second in the Northwest League in ERA, was sixth in strikeouts, tied for sixth in wins (seven) and tied for eighth in starts
- Struck out 10 through five innings on June 11 at Eugene
- Tossed a seven-inning, complete-game shutout on June 5 at Vancouver, allowing just one hit with two walks and nine strikeouts
- Made his final two starts of the season with Double-A Hartford in September

2021

- Made two starts and four overall appearances in his first professional season with the ACL Rockies, tallying 8.0 innings, one earned run on five hits and one walk with 11 strikeouts
- Earned his first professional win on Aug. 31 against the ACL Giants Black, tossing two perfect innings in relief with four strikeouts

PERSONAL / MISCELLANEOUS INFORMATION

- Son of James and Cindy Rock
- Threw two no-hitters for Hopewell High School

Season	League	Team	W	L	ERA	G	GS	CG	SHO	SV	SVO	IP	H	R	ER	HR	HB	BB	IBB	SO	WHIP	AVG
2021	ROK	A-RCK	1	0	1.13	4	2	0	0	0	0	8.0	5	2	1	0	0	1	0	11	0.75	.179
2022	A+	SPO	7	8	4.43	20	20	1	1	0	0	107.2	87	63	53	10	4	45	0	109	1.23	.219
2022	AA	HFD	0	0	10.13	2	2	0	0	0	0	8.0	9	9	9	2	0	5	1	11	1.75	.273
2022	Minors	2 Teams	7	8	4.82	22	22	1	1	0	0	115.2	96	72	62	12	4	50	1	120	1.26	.223
2023	AA	HFD	1	10	4.50	19	19	1	0	0	0	90.0	94	53	45	13	6	32	0	108	1.40	.266
2023	AAA	ABQ	0	0	10.13	1	1	0	0	0	0	2.2	3	3	3	1	1	2	0	4	1.88	.300
2023	Minors	2 Teams	1	10	4.66	20	20	1	0	0	0	92.2	97	56	48	14	7	34	0	112	1.41	.267
Career	ROK	A-RCK	1	0	1.13	4	2	0	0	0	0	8.0	5	2	1	0	0	1	0	11	0.75	.179
Career	AAA	ABQ	0	0	10.13	1	1	0	0	0	0	2.2	3	3	3	1	1	2	0	4	1.88	.300
Career	AA	HFD	1	10	4.96	21	21	1	0	0	0	98.0	103	62	54	15	6	37	1	119	1.43	.267
Career	A+	SPO	7	8	4.43	20	20	1	1	0	0	107.2	87	63	53	10	4	45	0	109	1.23	.219
Career	Minors	4 Teams	9	18	4.62	46	44	2	1	0	0	216.1	198	130	111	26	11	85	1	243	1.31	.241





Josh ROGERS

LHP

Joshua Cole Rogers

BATS	THROWS	HEIGHT	WEIGHT
RIGHT	LEFT	6-3	211

BORN: July 10, 1994 OPENING DAY AGE: 29

BIRTHPLACE: New Albany, IN SCHOOL: Louisville

ACQUIRED: Signed by Rockies as minor league free agent on Jan. 26, 2024

QUICK HITS

- 9th professional season, Rockies are his 5th organization (Yankees, Orioles, Nationals, Marlins)
- Selected by the Yankees in the 11th round of the 2015 First-Year Player Draft
- Allowed 31 home runs in 2023, the fifth pitcher in Isotopes history to surrender 30 or more in a campaign (along with teammate Jeff Criswell)
- Relented five long balls on May 7 vs. Sugar Land, tying a franchise worst for an Albuquerque hurler (Matt Blank, July 26, 2004 vs. Omaha)
- Has pitched in 30 MLB games (12 starts) with Baltimore and Washington, has a combined ledger of 5-7 with a 5.42 ERA; 36 walks and 45 strikeouts in 88 innings
- Traded by New York to Baltimore on July 24, 2018 along with pitchers Dillon Tate and Cody Carroll in exchange for Zach Britton
- Made his MLB debut on Aug. 28, 2018 with the Orioles, starting and earning the win against Toronto after allowing seven hits and three runs in five innings; struck out Kevin Pillar for his first career punchout
- Underwent Tommy John surgery on July 3, 2019
- Released by Baltimore on May 31, 2021; signed a Minor League deal with Washington on June 4
- Designated for assignment by Washington on Aug. 2, 2022, elected free agency
- Signed a Minor League contract with Miami on Aug. 10, 2022 and finished the campaign at Triple-A Jacksonville
- Played for the Bourne Braves of the Cape Cod League in 2014 and 2015
- 2014 and 2015 NCAA Louisville Regional All-Tournament Team
- 2015 All-ACC Second Team

2023

- Signed a Minor League deal with Colorado on Jan. 9
- Pitched in 30 games (13 starts) for Triple-A Albuquerque, finished 8-8 with an 8.02 ERA
- Allowed 31 home runs, the fifth pitcher in Isotopes history to surrender 30 or more in a campaign (along with teammate Jeff Criswell)
- Relented five long balls on May 7 vs. Sugar Land, tying a franchise worst for an Albuquerque hurler (Matt Blank, July 26, 2004 vs. Omaha)
- PCL batted .323 against him
- Had three outings of at least four innings pitched with zero runs or one run allowed (May 13 at Las Vegas, July 16 vs. Salt Lake, Aug. 24 at Oklahoma City)
- Surrendered 10 runs twice: May 7 vs. Sugar Land and Aug. 8 at Round Rock
- Was one of just two players to spend entire season on Albuquerque's roster with no transactions (OF Jimmy Herron)

2022

- Optioned to Triple-A Rochester at the conclusion of Spring Training, was recalled five days later
- In 16 total outings (three starts) with Washington, he was 2-2 with a 5.13 ERA (15 ER/26.1 IP)
- Worked 5.1 frames of two-hit, one-run ball against the defending champion Braves in his season debut on April 11
- Placed on the Injured List on June 3 with a left shoulder impingement, activated and sent to Triple-A on July 23
- Made three starts for the Red Wings, going 0-3 with a 10.95 ERA (15 ER/12.1 IP)
- Also worked in a combined three rehab starts with Double-A Harrisburg and the GCL Nats
- Designated for assignment on Aug. 2, elected free agency three days later
- Signed a Minor League contract with Miami on Aug. 10 and assigned to Triple-A Jacksonville
- Was 4-4 with a 4.75 ERA in nine starts for the Jumbo Shrimp
- Pitched six innings in four of his five appearances in September with Jacksonville

2021

- Began the year with Triple-A Norfolk, posting a 7.79 ERA in four games (two starts) prior to being released on May 31
- His outing on May 5 at Jacksonville marked his first competitive game action since June 25, 2019
- Signed a Minor League deal with Washington on June 4
- Pitched in 14 games (13 starts) for Triple-A Rochester, going 7-3 with a 3.70 ERA
- Contract purchased by the Nationals on Sept. 4, was the 29th man for the doubleheader vs. New York (NL)
- Earned the win in his Nats debut by working 5.2 frames of four-hit, three-run ball
- In six starts for Washington to close the year, was 2-2 with a 3.28 ERA (13 ER/35.2 IP)
- Pitched a combined 12.2 innings with only six hits and one run allowed over consecutive outings against the Marlins on Sept. 15 and 21



2020

- Spent the season recovering from Tommy John surgery and did not pitch

PERSONAL / MISCELLANEOUS INFORMATION

- Parents are Bobby and Eldora Rogers
- Two siblings, Haley and Chase
- Majored in Sports Administration at Louisville
- Hobbies include horse racing, golf and pick-up basketball
- Favorite movies are Taken 1 and Taken 2
- Enjoys Chinese and Mexican food, rap and hip-hop music
- College teammates with Nick Solak and Will Smith
- Played catch in the front yard with his dad while recovering from Tommy John surgery

- Twenty friends, family members attended game at Nationals Park Sept. 4, 2021, first MLB action after Tommy John
- Was very close with his grandfather Bobby Rogers Sr. who he called his biggest fan, he passed away on July 13, 2021
- Career wins (24) and strikeouts (259) leader to go along with lowest all-time ERA (1.07), WHIP at New Albany High School
- Competed in East Coast Showcase and Area Code Games, was a Team USA invitee
- Three-time All-Conference honoree in high school

Season	League	Team	W	L	ERA	G	GS	CG	SHO	SV	SVO	IP	H	R	ER	HR	HB	BB	IBB	SO	WHIP	AVG
2015	A(Short)	SI	1	0	2.57	3	0	0	0	1	1	7.0	5	2	2	0	1	0	0	10	0.71	.217
2015	A(Full)	CSC	1	0	5.68	2	0	0	0	0	0	6.1	9	4	4	0	0	3	0	6	1.89	.346
2015	Minors	2 Teams	2	0	4.05	5	0	0	0	1	1	13.1	14	6	6	0	1	3	0	16	1.28	.286
2016	A(Full)	CSC	2	1	1.59	4	4	0	0	0	0	22.2	14	6	4	1	1	2	0	25	0.71	.171
2016	A(Adv)	TAM	10	5	2.53	20	20	2	2	0	0	113.2	111	35	32	5	7	20	0	90	1.15	.256
2016	Minors	2 Teams	12	6	2.38	24	24	2	2	0	0	136.1	125	41	36	6	8	22	0	115	1.08	.242
2017	A(Adv)	TAM	4	3	2.22	8	8	0	0	0	0	52.2	45	16	13	3	2	8	0	51	1.01	.231
2017	AA	TRN	4	2	4.62	7	7	0	0	0	0	39.0	35	20	20	5	4	8	0	29	1.10	.240
2017	Minors	2 Teams	8	5	3.24	15	15	0	0	0	0	91.2	80	36	33	8	6	16	0	80	1.05	.235
2018	AAA	SWB	6	8	3.95	19	19	1	1	0	0	109.1	118	53	48	13	3	29	1	83	1.34	.273
2018	AAA	NOR	2	1	2.08	5	5	0	0	0	0	30.1	26	9	7	3	0	7	0	18	1.09	.226
2018	MLB	BAL	1	2	8.49	3	3	0	0	0	0	11.2	17	11	11	2	0	5	0	6	1.89	.340
2018	Minors	2 Teams	8	9	3.54	24	24	1	1	0	0	139.2	144	62	55	16	3	36	1	101	1.29	.263
2018	AAA	2 Teams	8	9	3.54	24	24	1	1	0	0	139.2	144	62	55	16	3	36	1	101	1.29	.263
2019	AAA	NOR	2	6	8.51	11	11	0	0	0	0	55.0	86	53	52	18	2	10	0	33	1.75	.357
2019	MLB	BAL	0	1	8.79	5	0	0	0	0	0	14.1	18	14	14	7	4	6	0	5	1.67	.305
2021	AAA	NOR	0	3	7.79	4	2	0	0	0	0	17.1	24	17	15	6	1	3	0	14	1.56	.324
2021	AAA	ROC	7	3	3.70	14	13	0	0	0	0	73.0	75	32	30	8	4	21	0	49	1.32	.261
2021	MLB	WSH	2	2	3.28	6	6	0	0	0	0	35.2	32	13	13	7	2	14	0	22	1.29	.241
2021	Minors	2 Teams	7	6	4.48	18	15	0	0	0	0	90.1	99	49	45	14	5	24	0	63	1.36	.274
2021	AAA	2 Teams	7	6	4.48	18	15	0	0	0	0	90.1	99	49	45	14	5	24	0	63	1.36	.274
2022	ROK	F-NAT	0	1	6.00	1	1	0	0	0	0	3.0	5	4	2	1	0	0	0	4	1.67	.357
2022	AA	HBG	1	1	9.64	2	2	0	0	0	0	9.1	15	10	10	4	0	4	0	7	2.04	.357
2022	AAA	ROC	0	3	10.95	3	3	0	0	0	0	12.1	18	16	15	7	2	3	0	7	1.70	.327
2022	AAA	JAX	4	4	4.75	9	9	0	0	0	0	47.1	47	26	25	6	3	21	0	32	1.44	.258
2022	MLB	WSH	2	2	5.13	16	3	0	0	0	0	26.1	24	15	15	6	0	11	0	12	1.33	.238
2022	Minors	4 Teams	5	9	6.50	15	15	0	0	0	0	72.0	85	56	52	18	5	28	0	50	1.57	.290
2022	AAA	2 Teams	4	7	6.03	12	12	0	0	0	0	59.2	65	42	40	13	5	24	0	39	1.49	.274
2023	AAA	ABQ	8	8	8.02	30	13	0	0	0	1	104.1	141	97	93	31	1	42	0	64	1.75	.323
Career	ROK	F-NAT	0	1	6.00	1	1	0	0	0	0	3.0	5	4	2	1	0	0	0	4	1.67	.357
Career	MLB	2 Teams	5	7	5.42	30	12	0	0	0	0	88.0	91	53	53	22	6	36	0	45	1.44	.265
Career	AAA	5 Teams	29	36	5.71	95	75	1	1	0	1	449.0	535	303	285	92	16	136	1	300	1.49	.293
Career	AA	2 Teams	5	3	5.59	9	9	0	0	0	0	48.1	50	30	30	9	4	12	0	36	1.28	.266
Career	A+	TAM	14	8	2.43	28	28	2	2	0	0	166.1	156	51	45	8	9	28	0	141	1.11	.248
Career	A	CSC	3	1	2.48	6	4	0	0	0	0	29.0	23	10	8	1	1	5	0	31	0.97	.213
Career	A(Short)	SI	1	0	2.57	3	0	0	0	1	1	7.0	5	2	2	0	1	0	0	10	0.71	.217
Career	Minors	11 Teams	52	49	4.76	142	117	3	3	1	2	702.2	774	400	372	111	31	181	1	522	1.36	.278





Ryan ROLISON

LHP

Ryan Perry Rolison (RAHL-ison)

BATS	THROWS	HEIGHT	WEIGHT
RIGHT	LEFT	6-2	213

BORN: July 11, 1997 OPENING DAY AGE: 26

BIRTHPLACE: Jackson, TN SCHOOL: Ole Miss

ACQUIRED: Rockies 1st round selection (22nd overall) in the 2018 First-Year Player Draft

QUICK HITS

- 5th professional season, all with the Rockies org
- First round selection (22nd overall) by Colorado in the 2018 First-Year Player Draft
- Selected in the 37th round of the First-Year Player Draft by the Padres out of high school
- Entering 2024, has thrown a total of 11.0 innings since over the last two seasons
- Missed all of 2022 with shoulder issues
- A California League Mid-Season All-Star in 2019
- MiLB.com Organization All-Star in 2018
- Became third pitcher in Ole Miss history with 10-plus wins and 100-plus strikeouts in a campaign (2018)
- Named to 2018 NCAA Oxford Regional All-Tournament Team

2023

- Made a rehab start for Low-A Fresno on May 16, his first regular season competitive action since Sept. 30, 2021 at Sacramento
- Pitched four times between Fresno and Albuquerque, allowing 11 ER in 11.0 IP
- Removed after one inning on June 2 at Salt Lake, did not appear rest of the campaign
- Outrighted off Colorado's 40-man roster on Oct. 20

2022

- Missed the entire season due to left shoulder issues
- Underwent shoulder surgery in June

2021

- Opened the season with Double-A Hartford and promoted to Triple-A after three starts
- Did not pitch from June 4 until Aug. 27 due to appendicitis and finger injuries
- Allowed a total of five runs spanning 14.2 innings over his last three starts for Albuquerque
- Pitched across four levels: AZL, High-A, Double-A and Triple-A

2020

- Named to Colorado's 2020 player pool and spent the 60-game shortened season at the alternate training site in Denver.
- Attended his first Major League Spring Training and appeared in two games, allowing four unearned runs across 2.2 innings.

2019

- Split the season between Low-A Asheville and High-A Lancaster, where he was named a California League Mid-Season All-Star.
- Began season with Asheville, allowed one run across three starts, before being promoted to Lancaster on April 22
- Named the South Atlantic League Pitcher of the Week for April 15-21, after pitching six shutout innings at Hickory, his last start with the Tourists.
- Pitched 6.0 scoreless innings with two hits, no walks and seven strikeouts in Cal League debut April 23 at Lake Elsinore
- Between Asheville and Lancaster, did not allow more than three earned runs in a start until June 4 at Rancho Cucamonga, his 11th start of the season.
- Went 2-3 with a 4.23 ERA (55.1 IP, 26 ER) in his first 10 starts with Lancaster prior to the All-Star break to earn Mid-Season All-Star honors.
- Struck out a career-high eight batters four times, the last coming on June 9 at Lake Elsinore.

PERSONAL / MISCELLANEOUS INFORMATION

- Ryan Perry Rolison
- Son of Gary and Carol Ann ... has one older brother, Austin.
- Enjoys playing golf, video games and reading in his free time.
- Donated \$10,000 to Shriners Hospital in 2019 by pledging a donation for every strikeout, with the help of family and friends.
- Grew up playing catch with his grandmother in her backyard.
- Graduated from University School of Jackson in Jackson, Tenn.
- Attended the University of Mississippi, where he was drafted in the first round of the 2018 First-Year Player Draft.
- Selected in the 37th round of the First-Year Player Draft by the Padres out of high school



Season	League	Team	W	L	ERA	G	GS	CG	SHO	SV	SVO	IP	H	R	ER	HR	HB	BB	IBB	SO	WHIP	AVG
2018	ROK	GJ	0	1	1.86	9	9	0	0	0	0	29.0	15	8	6	2	0	8	0	34	0.79	.149
2019	A	ASH	2	1	0.61	3	3	0	0	0	0	14.2	8	3	1	0	0	2	0	14	0.68	.157
2019	A(Adv)	LAN	6	7	4.87	22	22	0	0	0	0	116.1	129	70	63	22	2	38	1	118	1.44	.278
2019	Minors	2 Teams	8	8	4.40	25	25	0	0	0	0	131.0	137	73	64	22	2	40	1	132	1.35	.266
2021	ROK	A-RCK	0	0	7.11	2	2	0	0	0	0	6.1	10	7	5	0	0	2	0	9	1.89	.370
2021	A+	SPO	0	0	3.60	1	1	0	0	0	0	5.0	4	2	2	1	0	2	0	3	1.20	.250
2021	AA	HFD	2	1	3.07	3	3	0	0	0	0	14.2	11	6	5	1	1	2	0	20	0.89	.204
2021	AAA	ABQ	2	2	5.91	10	10	0	0	0	0	45.2	51	30	30	7	3	16	1	45	1.47	.280
2021	Minors	4 Teams	4	3	5.27	16	16	0	0	0	0	71.2	76	45	42	9	4	22	1	77	1.37	.272
2023	A	FRE	0	0	6.00	2	2	0	0	0	0	6.0	6	4	4	1	0	3	0	7	1.50	.240
2023	AAA	ABQ	0	1	12.60	2	2	0	0	0	0	5.0	8	7	7	2	0	3	0	2	2.20	.381
2023	Minors	2 Teams	0	1	9.00	4	4	0	0	0	0	11.0	14	11	11	3	0	6	0	9	1.82	.304
Career	ROK	2 Teams	0	1	2.80	11	11	0	0	0	0	35.1	25	15	11	2	0	10	0	43	0.99	.195
Career	AAA	ABQ	2	3	6.57	12	12	0	0	0	0	50.2	59	37	37	9	3	19	1	47	1.54	.291
Career	AA	HFD	2	1	3.07	3	3	0	0	0	0	14.2	11	6	5	1	1	2	0	20	0.89	.204
Career	A+	2 Teams	6	7	4.82	23	23	0	0	0	0	121.1	133	72	65	23	2	40	1	121	1.43	.277
Career	A	2 Teams	2	1	2.18	5	5	0	0	0	0	20.2	14	7	5	1	0	5	0	21	0.92	.184
Career	Minors	8 Teams	12	13	4.56	54	54	0	0	0	0	242.2	242	137	123	36	6	76	2	252	1.31	.257





Drew ROMO

C

Drew Arthur Romo

BATS	THROWS	HEIGHT	WEIGHT
SWITCH	RIGHT	6-1	205

BORN: Aug. 29, 2001 **OPENING DAY AGE:** 22

BIRTHPLACE: Fountain Valley, CA

SCHOOL: The Woodlands High School

ACQUIRED: Rockies Competitive Balance round B selection (35th overall) in the 2020 MLB First-Year Draft

QUICK HITS

- 4th professional season, all with the Rockies org
- Selected in the Competitive Balance Round A (35th overall selection) by Colorado in 2020
- Signed with the Rockies for a bonus of \$2,095,800
- Made Triple-A debut with Albuquerque Sept. 19, 2023, vs. Oklahoma City, connecting on two singles and driving in a run
- Played for the 2023 Salt River Rafterers of the Arizona Fall League; Over 11 games, slashed .231/.375/.359 with one double, two triple and two RBI
- Entered the 2022 season as the 9th ranked catching prospect, according to MLB Pipeline
- Northwest League Player of the Month in April 2022
- MiLB.com Organizational All-Star and California League Post-Season All-Star in 2021
- Played on the USA Baseball 18-and-under National Team in 2018 and 2019, also participated in the Under Armour All-American Game in 2019
- Committed to play baseball at Louisiana State University before choosing to begin his professional career

2023

- Spent majority of year with Double-A Hartford, slashing .254/.313/.440 with 18 doubles, two triples, 13 homers and 48 RBI over 91 games
- Belted two three homer games, a career-high, for the Yard Goats July 28 at New Hampshire and Sept. 7 at Binghamton (game 2 of DH); Tallied five RBI in each contest
- Promoted to Triple-A Albuquerque Sept. 19 and made debut same day vs. Oklahoma City, connecting on two singles and driving in a run
- Played in just four games, going 6-for-17 with a double, one homer and three RBI
- In 707.1 innings at catcher between Hartford and Albuquerque, threw out 24 of 124 baserunners, committed 15 errors and tallied 44 assists
- Played for the 2023 Salt River Rafterers of the Arizona Fall League; Over 11 games, slashed .231/.375/.359 with one double, two triple and two RBI

2022

- Spent the entire season at High-A Spokane, slashing .254/.321/.372 with 19 doubles, five triples, five homers, 58 RBI and 18 steals in 101 games
- Missed time while on the Injured List from July 31-Aug. 13
- Named Northwest League Player of the Month in April, compiling a slash line of .342/.384/.500 with four doubles, a triple, two homers and 14 RBI

2021

- Made pro debut, slashing .314/.345/.439 with six home runs, 47 RBI and 23 stolen bases over 79 games for Low-A Fresno
- Threw out 25 of 71 runners attempting to steal, a 35 percent caught stealing success rate
- Named both a California League Post-Season All-Star and MiLB.com Organizational All-Star

PERSONAL / MISCELLANEOUS INFORMATION

- Third first-round pick from Woodlands High School, joining Kyle Drabek (2006) and Jameson Taillon (2010)
- Grew up a fan of the Astros and Yankees

Season	League	Team	AVG	G	AB	R	H	2B	3B	HR	RBI	BB	IBB	SO	SB	CS	OBP	SLG	OPS	PA	HBP	SAC	SF	GDP
2021	A	FRE	.314	79	312	48	98	17	2	6	47	19	0	50	23	6	.345	.439	.784	339	0	0	8	7
2022	A+	SPO	.254	101	374	52	95	19	5	5	58	35	0	81	18	3	.321	.372	.693	420	5	0	6	8
2023	AA	HFD	.254	91	327	45	83	18	2	13	48	29	1	67	6	7	.313	.440	.753	368	2	4	6	9
2023	AAA	ABQ	.353	4	17	2	6	1	1	0	3	0	0	4	0	0	.389	.529	.918	18	1	0	0	1
2023	Minors	2 Teams	.259	95	344	47	89	19	3	13	51	29	1	71	6	7	.317	.445	.762	386	3	4	6	10
Career	AAA	ABQ	.353	4	17	2	6	1	1	0	3	0	0	4	0	0	.389	.529	.918	18	1	0	0	1
Career	AA	HFD	.254	91	327	45	83	18	2	13	48	29	1	67	6	7	.313	.440	.753	368	2	4	6	9
Career	A+	SPO	.254	101	374	52	95	19	5	5	58	35	0	81	18	3	.321	.372	.693	420	5	0	6	8
Career	A	FRE	.314	79	312	48	98	17	2	6	47	19	0	50	23	6	.345	.439	.784	339	0	0	8	7
Career	Minors	4 Teams	.274	275	1030	147	282	55	10	24	156	83	1	202	47	16	.327	.417	.744	1145	8	4	20	25





Aaron SCHUNK

INF

Aaron Livingston Schunk

BATS	THROWS	HEIGHT	WEIGHT
RIGHT	RIGHT	6-1	205

BORN: *July 24, 1997* OPENING DAY AGE: 26
 BIRTHPLACE: *Atlanta, GA* SCHOOL: *Georgia*
 ACQUIRED: *Rockies 2nd round selection (62nd overall) in the 2019 MLB First-Year Draft*

QUICK HITS

- 5th pro season, all with the Rockies
- Spent the entire 2023 season with Triple-A Albuquerque, slashing .290/.350/.461 with 24 doubles, six triples, 14 homers 77 homers and 12 steals over 116 games
- His 133 hits in 2023 were the 10th most in the Pacific Coast League
- Finished the 2022 season among Double-A's Eastern League leaders in doubles (1st, 32), RBI (6th, 77) and XBH (T-8th, 47)
- 2019 Northwest League Midseason and Postseason All-Star
- Selected by the Rockies in the 2nd round (62nd overall) of the 2019 MLB First-Year Player Draft out of the University of Georgia
- 2019 John Olerud Two-Way Player of the Year winner, College Baseball Foundation
- 2019 First-Team All-American, Baseball America, College Baseball Foundation
- Played for the 2018 Harwich Mariners of the Cape Cod League

2023

- Spent the entire season with Triple-A Albuquerque, slashing .290/.350/.461 with 24 doubles, six triples, 14 homers 77 homers and 12 steals over 116 games
- His 133 hits were the 10th most in the Pacific Coast League
- Opened year with a nine-game hitting streak and 15-game on-base streak
- Tallied 39 multi-hit contests, second-most on the team
- Hit a solo homer in his Triple-A debut on Opening Day at Round Rock
- Hit two grand slams: May 3 vs. Sugar Land (first career) and May 21 vs. Tacoma
- Tallied a career-high five RBI May 3 vs. Sugar Land
- Registered career-best 13-game hitting streak June 13 – July 7, slashing .347/.419/.500
- Connected on two triples Aug. 23 at Oklahoma City, the 23rd Isotope to accomplish the feat
- Played 84 games at third base and 26 at second

2022

- Spent the entire year with Double-A Hartford and played in 122 games; slashed .258/.316/.427 with 32 doubles, 14 homers, 77 RBI and a 115:36 K:BB ratio
- Finished the 2022 season among Double-A's Eastern League leaders in doubles (1st, 32), RBI (6th, 77) and XBH (T-8th, 47)
- Tied a career-high with four hits on May 27 (7/20/19 with short-season Boise) while also tallying a career-high three doubles
- His 32 doubles and 14 homers are a career high

2021

- Spent the entire year with High-A Spokane, recording a .223/.286/.346 slash line with 12 doubles, eight homers, 45 RBI and a 111:25 K:BB ratio over 89 games

2020

- Did not play due to the COVID-19 pandemic
- Spent time at the Rockies Alt-Site
- Invited to spring training as a non-roster invitee

2019

- Made pro debut with Short-Season Boise and played 46 games with the Hawks; slashed .306/.370/.503 with 12 doubles, six homers and a 25:14 K:BB ratio
- Northwest League Midseason and Postseason All-Star
- Baseball America Short-Season All-Star



PERSONAL / MISCELLANEOUS INFORMATION

- Son of Eric and Sandra
- Majored in marketing at UGA
- Part of the 2019 pitching staff that set school record for most strikeouts (601) and lowest opponent's batting average (.200) plus posted the second-best ERA in school history at 3.24
- Selected as a 2019 First, Second and Third Team All-American by numerous outlets
- Named to the 2018 Third-Team All-American by National Collegiate Baseball Writers Association; started all 60 games at third base (.290 average) and served as teams closer (eight saves, 3.00 ERA over 30 innings)
- 2018 John Olerud award finalist
- Registered 22 game hit streak in 2018—the third longest in school history
- Named to the SEC Academic Honor Roll in 2018-19
- Started 37 games at third base as a freshman at UGA before suffering a season-ending thumb injury
- Four-year letterman at The Lovett School where he helped guide the Lions to state championships in 2013 and 2016
- Named a 2016 Rawlings/Perfect Game Third-Team All-American and Georgia Dugout Player of the Year for Class AA

Season	League	Team	AVG	G	AB	R	H	2B	3B	HR	RBI	BB	IBB	SO	SB	CS	OBP	SLG	OPS	PA	HBP	SAC	SF	GDP
2019	A(Short)	BOI	.306	46	173	31	53	12	2	6	23	14	2	25	4	1	.370	.503	.873	192	4	0	1	5
2021	A+	SPO	.223	89	358	57	80	12	4	8	45	25	0	111	13	5	.286	.346	.632	395	8	0	4	7
2022	AA	HFD	.258	122	450	62	116	32	1	14	77	36	1	115	6	2	.316	.427	.743	497	5	0	6	12
2023	AAA	ABQ	.290	116	458	71	133	24	6	14	77	44	2	122	12	7	.350	.461	.811	508	1	0	5	12
Career	AAA	ABQ	.290	116	458	71	133	24	6	14	77	44	2	122	12	7	.350	.461	.811	508	1	0	5	12
Career	AA	HFD	.258	122	450	62	116	32	1	14	77	36	1	115	6	2	.316	.427	.743	497	5	0	6	12
Career	A+	SPO	.223	89	358	57	80	12	4	8	45	25	0	111	13	5	.286	.346	.632	395	8	0	4	7
Career	A(Short)	BOI	.306	46	173	31	53	12	2	6	23	14	2	25	4	1	.370	.503	.873	192	4	0	1	5
Career	Minors	4 Teams	.265	373	1439	221	382	80	13	42	222	119	5	373	35	15	.326	.427	.753	1592	18	0	16	36





Hunter STOVALL

INF

Hunter Grant Stovall

BATS	THROWS	HEIGHT	WEIGHT
RIGHT	RIGHT	5-6	170

BORN: Sept. 5, 1996 OPENING DAY AGE: 27
 BIRTHPLACE: Birmingham, AL SCHOOL: Mississippi State
 ACQUIRED: Signed as Minor League free agent on Dec. 11, 2020

QUICK HITS

- 6th pro season, Rockies are his 2nd organization (Phillies)
- Slashed .278/.347/.408 over 106 games in his first Triple-A season in 2023
- Voted by teammates as Albuquerque's Defensive Player of the Year
- Finished the 2021 season among the Northwest League's leaders in average (2nd, .316), OBP (4th, .393), hits (5th, 101), stolen bases (T-6th, 25) and OPS (8th, .831)
- Resigned with the Rockies Dec. 2020
- Traded to the Phillies in 2019 for LHP James Pazos
- Homered in his first two pro at-bats with Grand Junction in 2018
- Played in the 2018 College World Series with Mississippi State; team lost to Oregon State in the semifinals
- First Mississippi State second baseman drafted since Brett Pirtle, 2014
- 10th player in Mississippi State baseball history to be named to a College World Series All-Tournament team
- Selected by the Rockies in the 21st round of the 2018 First-Year Player Draft
- Played for the 2017 Hyannis Harbor Hawks of the Cape Cod League
- 2015 Louisville Slugger, Max Preps All-American
- 2013-15 Perfect Game All-American

2023

- Was a mainstay in Albuquerque's lineup in his first Triple-A season, slashing .278/.347/.408 with 18 doubles, four triples, eight homers, 51 RBI and 15 stolen bases
- Voted by Isotopes teammates as the club's Defensive Player of the Year
- Played 53 games at second base, 21 at third base, 11 at shortstop, 14 in left field
- Recorded a .983 fielding percentage at second base with one error at short
- Went deep in back to back contests June 21-22 at Reno, fourth time in his professional career he accomplished the feat
- 16-game hit streak from April 8-May 7 (longest of the season for any Isotope), slashed .397/.494/.529 with six doubles, a homer, 12 RBI, 14 walks and nine multi-hit effort
- Delivered a walk-off hit on May 6 vs. Sugar Land
- Had multiple hits in three consecutive games twice in the campaign's final month: Sept. 5-7 vs. Reno and Sept. 20-23 vs. Oklahoma City

2022

- Spent the entire year with Double-A Hartford and slashed .267/.326/.420 with 27 doubles, nine homers and 10 stolen bases
- Hit .354 (34x96) in July with seven doubles and five homers
- Had nine three-hit games

2021

- Finished the season among the Northwest League's leaders in average (2nd, .316), OBP (4th, .393), hits (5th, 101), stolen bases (T-6th, 25) and OPS (8th, .831)
- Spent the entire year with High-A Spokane and slashed .316/.393/.438 with 13 doubles and six homers

2020

- Did not play due to the COVID-19 pandemic
- Signed by the Rockies to a minor league contract Dec. 11

2019

- Split season between Single-A Lakewood and Asheville, combining for .242/.329/.333 slash line 15 doubles, one homer
- Traded to the Phillies April 26 for LHP James Pazos

PERSONAL / MISCELLANEOUS INFORMATION

- Full name is Hunter Grant Stovall
- Started all 68 Mississippi State games at second base in 2018; batted .321 with 16 doubles
- Son of Eric and Selina; Has one sister, Ansley
- Part of the 2016 Mississippi State SEC Championship team
- Born five weeks premature and died while being born before being brought back to life
- Played both second base (16 starts) and catcher (four starts) as a freshman in 2016
- Majored in kinesiology
- Teammates with Dakota Hudson (Cardinals) J.P. France (Astros) and Nate Lowe (Rangers) at Mississippi State
- Devotes time to volunteer on behalf of March of Dimes, St. Jude Children's Hospital and the Field of Angels Baseball League
- First cousin Tyler was the holder for the Auburn football team
- Chose Mississippi State over Auburn
- 2015 graduate of Pelham High School in Pelham, AL



Season	League	Team	AVG	G	AB	R	H	2B	3B	HR	RBI	BB	IBB	SO	SB	CS	OBP	SLG	OPS	PA	HBP	SAC	SF	GIDP
2018	ROK	GJ	.296	49	199	38	59	16	6	10	41	8	0	22	3	7	.321	.588	.909	216	2	1	6	5
2019	A(Full)	ASH	.281	18	57	9	16	7	1	0	2	12	0	12	1	3	.414	.439	.853	70	1	0	0	5
2019	A(Full)	LWD	.232	71	228	24	53	8	3	1	23	22	0	32	7	4	.306	.307	.613	260	4	2	4	6
2019	Minors	2 Teams	.242	89	285	33	69	15	4	1	25	34	0	44	8	7	.329	.333	.662	330	5	2	4	11
2019	A(Full)	2 Teams	.242	89	285	33	69	15	4	1	25	34	0	44	8	7	.329	.333	.662	330	5	2	4	11
2021	A+	SPO	.316	89	320	48	101	13	4	6	46	40	0	69	25	7	.393	.438	.831	367	2	3	2	5
2022	AA	HFD	.267	108	393	48	105	27	3	9	55	34	0	91	10	5	.326	.420	.746	435	1	5	2	7
2023	AAA	ABO	.278	106	385	72	107	18	4	8	51	39	0	62	15	6	.347	.408	.755	432	3	2	3	17
Career	ROK	GJ	.296	49	199	38	59	16	6	10	41	8	0	22	3	7	.321	.588	.909	216	2	1	6	5
Career	AAA	ABO	.278	106	385	72	107	18	4	8	51	39	0	62	15	6	.347	.408	.755	432	3	2	3	17
Career	AA	HFD	.267	108	393	48	105	27	3	9	55	34	0	91	10	5	.326	.420	.746	435	1	5	2	7
Career	A+	SPO	.316	89	320	48	101	13	4	6	46	40	0	69	25	7	.393	.438	.831	367	2	3	2	5
Career	A	2 Teams	.242	89	285	33	69	15	4	1	25	34	0	44	8	7	.329	.333	.662	330	5	2	4	11
Career	Minors	6 Teams	.279	441	1582	239	441	89	21	34	218	155	0	288	61	32	.345	.426	.771	1780	13	13	17	45

Organization

2024 Isotopes

2023 In Review

Colorado Rockies

Opponents

Isotopes Records

Copa

ABQ Pro Baseball

History

Media Information





Sterlin THOMPSON

OF

Sterlin Shaw Thompson

BATS	THROWS	HEIGHT	WEIGHT
LEFT	RIGHT	6-4	200

BORN: June 26, 2001 OPENING DAY AGE: 22
 BIRTHPLACE: Longmont, CO SCHOOL: Florida
 ACQUIRED: Selected by the Rockies in Round 1C (compensatory, 31st overall) in the 2022 MLB Draft

QUICK HITS

- 3rd professional season, all with the Rockies org
- Enters the 2024 season as Colorado's fifth-ranked prospect, according to Baseball America
- Selected with the 31st overall pick in the 2022 First-Year Player Draft, was compensation for Colorado losing Trevor Story as a free agent when he signed with Boston
- 2023 Northwest League Post-Season All-Star
- Played for the Salt River Rafters of the Arizona Fall League in 2023, named a Rising Star
- Second-highest drafted outfielder in University of Florida history (Wyatt Langford, fourth overall by Texas in 2023)
- Played two seasons for the Gators, totaling a .332/.424/.524 slash line with 26 doubles, five triples, 16 homers, 78 RBI and 12 steals
- Started all 66 contests as a sophomore in 2022
- Launched a walk-off homer to defeat No. 20 Florida State on May 17, 2022
- 2021 Freshman All-SEC team, also named to the All-Conference Tournament squad
- Competed in the Florida Collegiate Summer League for the Orlando Scorpions (2020) and Winter Park Diamond Dawgs (2021)

2023

- Began the campaign with High-A Spokane, slashing .323/.399/.520 with 22 doubles, a triple, seven homers, 39 RBI and 14 stolen bases
- Northwest League Post-Season All-Star
- Slashed .463/.513/.746 with eight doubles, three homers, 18 RBI across 18 contests in April
- Was 4-for-5 on April 18 at Tri-City, scored four runs and collected four RBI on April 27 vs. Everett
- Missed the entire month of May due to an elbow injury, returned on June 2
- Appeared primarily at third base overall (59 games), while also mixing in action at second (14 games), left field (nine games) and right field (one contest)
- Promoted to Double-A Hartford on Aug. 7
- In 34 games with the Yard Goats, slashed .238/.376/.487 with three doubles, seven long balls and 17 RBI
- Went deep in the season finale on Sept. 17, a 24-2 loss at Portland
- Joined the Salt River Rafters of the Arizona Fall League following the campaign; was 27-for-80 with seven doubles, two triples, 13 RBI and seven steals
- Named to the AFL's Rising Stars Game

2022

- Selected with the 31st overall pick, was compensation for Colorado losing Trevor Story as a free agent when he signed with Boston
- Started his professional career with the ACL Rockies, was 15-for-55 in 15 ballgames
- Launched his first home run Aug. 15, collected three doubles the next day in a contest against the ACL Diamondbacks
- Appeared in all four of the ACL Rockies' postseason games, was 5-for-16 including a 3-for-4 effort with a home run in their elimination loss to the Giants on Aug. 28
- Promoted to Low-A Fresno on Aug. 30
- In 11 regular season contests for the Grizzlies, was 16-for-46 with four doubles and a homer
- Seven multi-hit performances in a 10-game stretch from Sept. 1-3
- Was 4-for-17 in the playoffs with Fresno, launched a two-run blast in the championship-series deciding defeat vs. San Jose on Sept. 20

PERSONAL / MISCELLANEOUS INFORMATION

- Parents are huge Rockies fans, took him to his first game at Coors Field when he was six months old
- Grew up in Ocala, Florida, initially attended Forest High School before transferring to New Marion High School for his senior year
- Batted .357 in his senior campaign
- Rated as the ninth-best shortstop in his class nationally by perfect game
- Originally committed to play at Stetson, also had offers from Mississippi State, LSU and Kentucky



Season	League	Team	AVG	G	AB	R	H	2B	3B	HR	RBI	BB	IBB	SO	SB	CS	OBP	SLG	OPS	PA	HBP	SAC	SF	GIDP
2022	ROK	A-RCK	.273	15	55	9	15	3	0	1	6	2	0	16	1	0	.328	.382	.710	61	3	0	1	2
2022	A	FRE	.348	11	46	9	16	4	0	1	4	3	0	12	2	0	.380	.500	.880	50	0	0	1	0
2022	Minors	2 Teams	.307	26	101	18	31	7	0	2	10	5	0	28	3	0	.351	.436	.787	111	3	0	2	2
2023	A+	SPO	.323	60	229	42	74	22	1	7	39	23	1	42	14	2	.399	.520	.919	263	8	0	3	0
2023	AA	HFD	.238	34	126	14	30	3	0	7	17	15	0	32	3	1	.333	.429	.762	144	3	0	0	3
2023	Minors	2 Teams	.293	94	355	56	104	25	1	14	56	38	1	74	17	3	.376	.487	.863	407	11	0	3	3
Career	ROK	A-RCK	.273	15	55	9	15	3	0	1	6	2	0	16	1	0	.328	.382	.710	61	3	0	1	2
Career	AA	HFD	.238	34	126	14	30	3	0	7	17	15	0	32	3	1	.333	.429	.762	144	3	0	0	3
Career	A+	SPO	.323	60	229	42	74	22	1	7	39	23	1	42	14	2	.399	.520	.919	263	8	0	3	0
Career	A	FRE	.348	11	46	9	16	4	0	1	4	3	0	12	2	0	.380	.500	.880	50	0	0	1	0
Career	Minors	4 Teams	.296	120	456	74	135	32	1	16	66	43	1	102	20	3	.371	.476	.847	518	14	0	5	5

Organization

2024 Isotopes

2023 In Review

Colorado Rockies

Opponents

Isotopes Records

Copa

ABQ Pro Baseball

History

Media Information





Reagan TODD

LHP

Reagan John Todd

BATS	THROWS	HEIGHT	WEIGHT
LEFT	LEFT	6-3	218

BORN: Aug. 30, 1995 OPENING DAY AGE: 28
 BIRTHPLACE: Centennial, CO SCHOOL: Colorado Mesa
 ACQUIRED: Selected by the Rockies in the 32nd Round of the 2018 MLB Draft

QUICK HITS

- 4th professional season, all with the Rockies org
- Missed the 2023 season after undergoing Tommy John Surgery in September 2022
- Played for the 2021 Salt River Rafter's of the Arizona Fall League; named an AFL Rising Star
- 2019 Northwest League Mid-Season All-Star
- Was a two-way player in 2018 at Colorado Mesa, batting .256 with four doubles and four homers in 86 at-bats and was 5-2 with a 3.60 ERA in 14 mound appearances
- Previously played at Arizona State, amassing 35 outings between 2016 and 2017; was roommates with former Isotopes catcher Brian Serven
- Played in the West Coast League for the Bellingham Bells in 2015

2023

- Missed the entire season recovering from "Tommy John" Surgery

2022

- Appeared in 49 games with the Isotopes, going 6-3 with a 5.24 ERA (46.1 IP, 28 ER)
- Issued 28 walks and struck out 61 batters
- Tossed 1.2 scoreless frames with four strikeouts in his season debut April 6 at Oklahoma City
- Allowed earned runs in six consecutive outings from July 27-Aug. 6
- Tied with Zach Neal and Brandon Gold for the team lead in victories
- Left an outing on Aug. 21 at Tacoma due to injury, placed on IL the next day
- Underwent Tommy John Surgery in September

2021

- Split the season between Double-A Hartford and Triple-A Albuquerque, finishing with a 5-2 record and 4.53 ERA in 49 relief appearances
- Promoted to Triple-A on Aug. 22
- Earned victory in Isotopes home finale on Sept. 27 vs. Reno
- Pitched in the Arizona Fall League for the Salt River Rafter's and allowed just two earned runs in 11 appearances
- Was named an AFL Rising Star

PERSONAL / MISCELLANEOUS INFORMATION

- Attended Regis Jesuit High School in Aurora, CO

Season	League	Team	W	L	ERA	G	GS	CG	SHO	SV	SVO	IP	H	R	ER	HR	HB	BB	IBB	SO	WHIP	AVG
2018	ROK	GJ	1	1	7.20	12	3	0	0	0	0	20.0	32	19	16	5	1	9	0	18	2.05	.364
2018	A(Short)	BOI	0	1	7.20	5	0	0	0	0	1	5.0	7	4	4	0	0	2	0	6	1.80	.350
2018	Minors	2 Teams	1	2	7.20	17	3	0	0	0	1	25.0	39	23	20	5	1	11	0	24	2.00	.361
2019	A(Short)	BOI	2	1	2.57	15	0	0	0	1	2	21.0	19	9	6	1	1	5	0	29	1.14	.241
2019	A(Full)	ASH	2	0	0.71	11	0	0	0	0	0	12.2	9	1	1	1	0	3	0	18	0.95	.191
2019	Minors	2 Teams	4	1	1.87	26	0	0	0	1	2	33.2	28	10	7	2	1	8	0	47	1.07	.222
2021	AA	HFD	4	2	4.36	39	0	0	0	6	11	43.1	39	22	21	7	3	15	0	59	1.25	.245
2021	AAA	ABQ	1	0	5.40	10	0	0	0	0	0	8.1	11	6	5	1	0	8	0	10	2.28	.333
2021	Minors	2 Teams	5	2	4.53	49	0	0	0	6	11	51.2	50	28	26	8	3	23	0	69	1.41	.260
2022	AAA	ABQ	6	3	5.24	49	0	0	0	0	0	46.1	44	32	27	5	3	28	4	61	1.55	.247
Career	ROK	GJ	1	1	7.20	12	3	0	0	0	0	20.0	32	19	16	5	1	9	0	18	2.05	.364
Career	AAA	ABQ	7	3	5.27	59	0	0	0	0	0	54.2	55	38	32	6	3	36	4	71	1.66	.261
Career	AA	HFD	4	2	4.36	39	0	0	0	6	11	43.1	39	22	21	7	3	15	0	59	1.25	.245
Career	A	ASH	2	0	0.71	11	0	0	0	0	0	12.2	9	1	1	1	0	3	0	18	0.95	.191
Career	A(Short)	BOI	2	2	3.46	20	0	0	0	1	3	26.0	26	13	10	1	1	7	0	35	1.27	.263
Career	Minors	5 Teams	16	8	4.60	141	3	0	0	7	14	156.2	161	93	80	20	8	70	4	201	1.47	.267





Michael TOGLIA

UTL

Michael Toglia

BATS	THROWS	HEIGHT	WEIGHT
SWITCH	LEFT	6-5	226

BORN: August 16, 1998

OPENING DAY AGE: 25

BIRTHPLACE: Phoenix, AZ

SCHOOL: UCLA

ACQUIRED: Rockies 1st round selection (23rd overall) in the 2019 First-Year Player Draft

QUICK HITS

- 5th professional season, all with the Rockies org
- In 12 games at Cheney Stadium in Tacoma (9.4 miles from Gig Harbor High School, his alma mater), is 15-for-50 with four homers, six doubles and 13 RBI
- Ended 2023 with an active 30-game Triple-A on base streak that began June 9, 2023, eight away from tying Albuquerque's franchise record
- Made his Major League debut on Aug. 30, 2022 at Atlanta after his contract was selected from Triple-A Albuquerque earlier in the day ... on Aug. 31 against the Braves, recorded his first hit with a single in the fourth inning and first home run with a two-run shot in the ninth inning
- Recorded first pro three homer game on Aug. 27 vs. Triple-A Round Rock
- Participant in the 2021 Futures Game at Coors Field
- Played for the 2021 Salt River Rafters of the Arizona Fall League

- First UCLA position player to be selected in the first round since Chase Utley in 2000
- All-American Honorable Mention in 2019 (Perfect Game)
- Selected to the Pac-12 All-Conference Team in 2019
- Drove in 65 runs for UCLA in 2019, the most in the John Savage coaching era (dating to 2005)
- First Bruin with back-to-back seasons with double-digit home runs since 2000 (Utley, Garrett Atkins, Bill Scott)
- Played in the Cape Cod League for the Cotuit Kettleers in 2017 and 2018
- Named Kettleers MVP and No. 15 prospect in the Cape Cod League in 2018
- Played in the West Coast League for the Wenatchee AppleSox in 2016 and was named WCL MVP
- Drafted by Colorado in the 35th round of the 2016 Draft

2023

- Made three stints in big leagues: May 15-26, June 25 and July 14-Sept. 5
- While with the Rockies, slashed .163/.224/.284 five doubles, four homers, nine RBI in 45 games
- Homered off Gerritt Cole at Coors Field on July 16
- With Colorado, struck out multiple times in six straight games from July 30-Aug. 6, tied for the longest streak in franchise history
- Appeared in 78 contests with Albuquerque, slashing .256/.368/.474 with 15 doubles, two triples, 16 home runs and 64 RBI
- Recorded career-best 14-game hitting streak at Triple-A from June 20-June 7, compiling a .315/.418/.630 slash line with two doubles, five home runs and 20 RBI

- Tallied 30-game Triple-A on base streak from June 9 through the end of the season
- Belted two grand slams for the Isotopes: June 17 at Tacoma and June 28 vs. El Paso
- Registered 10 game hit streak with Albuquerque from April 25-May 5, slashed .372/.460/.828 with two doubles, three homers, nine RBI during the stretch
- Tied a career-best by going deep in three straight contests June 22-28 for Albuquerque, sandwiched around a one-day trip to the big leagues in which he did not play
- Placed on Isotopes IL Sept. 13 to finish the year following an oblique strain
- Played in 28 games for Monterrey of the Mexican Winter League; Slashed .242/.348/.505 with five homers and 20 RBI

2022

- Made his Major League debut on Aug. 30 at Atlanta after his contract was selected from Triple-A Albuquerque that day; on Aug. 31 against the Braves, recorded his first hit with a single in the fourth inning and first home run with a two-run shot in the ninth inning
- Career high three hits, including his first two career triples and his first career stolen base on Sept. 19 vs. San Francisco; became the first Rockies with multiple triples in a game since Ian Desmond on May 7, 2019 vs. San Francisco, and the third player in franchise history with multiple triples and a stolen base, joining Seth Smith (Sept. 6, 2011 vs. Arizona) and Larry Walker (May 22, 1996 vs. Pittsburgh)

- Started 30 of the Rockies 33 games through the end of the season since his contract was selected, 17 games in right field and 13 games at first base ... appeared in nine professional games in right field prior to his debut
- Appeared in 97 games with Double-A Hartford to begin the season, batting .234/.329/.466 with 13 doubles, one triple, 23 home runs, 66 RBI, 51 walks and 127 strikeouts; the 23 home runs were a Hartford single-season record.
- Appeared in 17 games with Triple-A Albuquerque after his promotion from Double-A Hartford on Aug. 9; hit .333/.413/.758 with seven doubles, seven home runs, 17 RBI, nine walks and 22 strikeouts with the Isotopes



2021

- Hit .228/.333/.445 with 20 doubles and 22 home runs to go along with 84 RBI and 10 stolen bases in 115 games between High-A Spokane and Double-A Hartford
 - Finished second among all Rockies farmhands in RBI behind Greg Bird's 91
 - Played for the Salt River Rafterns in the Arizona Fall League
 - Second in High-A West in RBI and third in homers despite being promoted to Double-A on Aug. 3
 - Participant in the Futures Game at Coors Field

2020

- Did not play due to the cancellation of the Minor League season
 - Was a member of the Rockies alternate training site

2019

- Was the 23rd overall selection the draft by Colorado
 - Assigned to Short Season Boise where he hit .248 with nine homers in 41 games
 - Northwest League Mid-Season All-Star

PERSONAL / MISCELLANEOUS INFORMATION

- Parents are Angelo and Stacey Toglia
 - All-Area first team selection in 2015 and 2016
 - Three-year varsity baseball letterwinner at Gig Harbor High School in Washington
 - Played for the Kansas City Royals at the 2015 Area Code Games in Long Beach, CA

Season	League	Team	AVG	G	AB	R	H	2B	3B	HR	RBI	BB	IBB	SO	SB	CS	OBP	SLG	OPS	PA	HBP	SAC	SF	GDP
2019	A(Short)	BOI	.248	41	145	25	36	7	0	9	26	28	0	45	1	1	.369	.483	.852	176	1	0	2	2
2021	A+	SPO	.234	74	282	50	66	10	2	17	66	42	0	91	7	3	.333	.465	.798	330	2	0	4	4
2021	AA	HFD	.217	41	143	16	31	10	1	5	18	23	1	51	3	0	.331	.406	.737	169	2	0	1	3
2021	Minors	2 Teams	.228	115	425	66	97	20	3	22	84	65	1	142	10	3	.333	.445	.778	499	4	0	5	7
2022	AA	HFD	.234	97	363	63	85	13	1	23	66	51	0	127	7	1	.329	.466	.795	420	2	0	4	1
2022	AAA	ABQ	.333	17	66	11	22	7	0	7	17	9	0	22	0	1	.413	.758	1.171	75	0	0	0	0
2022	MLB	COL	.216	31	111	10	24	8	2	2	12	9	0	44	1	1	.275	.378	.653	120	0	0	0	2
2022	Minors	2 Teams	.249	114	429	74	107	20	1	30	83	60	0	149	7	2	.341	.510	.851	495	2	0	4	1
2023	AAA	ABQ	.256	78	308	57	79	15	2	16	64	53	2	82	3	1	.368	.474	.842	367	3	0	3	7
2023	MLB	COL	.163	45	141	18	23	5	0	4	9	10	0	50	1	1	.224	.284	.508	152	1	0	0	3
Career	MLB	COL	.187	76	252	28	47	13	2	6	21	19	0	94	2	2	.246	.325	.571	272	1	0	0	5
Career	AAA	ABQ	.270	95	374	68	101	22	2	23	81	62	2	104	3	2	.376	.524	.900	442	3	0	3	7
Career	AA	HFD	.229	138	506	79	116	23	2	28	84	74	1	178	10	1	.329	.449	.778	589	4	0	5	4
Career	A+	SPO	.234	74	282	50	66	10	2	17	66	42	0	91	7	3	.333	.465	.798	330	2	0	4	4
Career	A(Short)	BOI	.248	41	145	25	36	7	0	9	26	28	0	45	1	1	.369	.483	.852	176	1	0	2	2
Career	Minors	4 Teams	.244	348	1307	222	319	62	6	77	257	206	3	418	21	7	.348	.477	.825	1537	10	0	14	17





Alan TREJO

INF

Alan Ray Trejo (TRAY-ho)

BATS	THROWS	HEIGHT	WEIGHT
RIGHT	RIGHT	6-2	205

BORN: *May 30, 1996* OPENING DAY AGE: *27*
 BIRTHPLACE: *Los Angeles, CA* SCHOOL: *San Diego State*
 ACQUIRED: *Rockies 16th round selection (476th overall) in the 2017 First-Year Player Draft*

QUICK HITS

- 7th professional season, all with the Rockies org
- 16th round selection by Colorado in 2017 from San Diego State
- Made MLB debut April 10, 2021 at San Francisco; pinch hit in the ninth inning, lining out; collected first hit April 15, 2021, against the Dodgers while making his first start, at shortstop
- Connected on a game-ending homer to beat the Yankees in extra innings on July 16, 2023
- Has two walk-off home runs in an Isotopes uniform: 9/24/21 vs. Reno and 6/28/22 vs. Sugar Land; blast in 2022 was Albuquerque's only game-ending grand slam in club history
- Played for Team Mexico in the 2023 WBC
- In 2022, became the fifth player in Isotopes history to hit three grand slams in one season (Mike Colangelo, Matt Padgett, Mitch Jones, Mike Tauchman); also just the second player to hit four slams while wearing an Albuquerque uniform (2021-22), joining Colangelo (2004-05)
- Made Rockies Opening Day roster in 2022 and 2023
- Voted by his teammates as Albuquerque's 2021 MVP and Defensive Player of the Year
- Hit 15 home runs for Double-A Hartford in 2019, tied for the most on the team
- Played infield and pitched at SDSU
- Played for the Anchorage Bucs of the Alaskan Summer League in 2016

2023

- Was the starting shortstop for Team Mexico in the World Baseball Classic; was 3-for-20 with 10 strikeouts, team eventually fell to Japan in the semifinals
- Spent the majority of the campaign in the big leagues, slashed .232/.288/.343 with 11 doubles, four homers and 26 RBI in 83 contests
- Launched a walk-off solo homer in the 11th inning to defeat the Yankees on July 16
- Had a career-best performance on July 24 at Washington, going 4-for-5
- Also had a pair of three-hit games with the Rockies: April 10 vs. St. Louis and May 26 vs. New York (NL), doubled twice off Max Scherzer in that game
- Spent 12 games with Albuquerque, hitting safely in all of them

2022

- Made his first MLB Opening Day roster; Recalled by Colorado three times during year
- Over 35 games with the Rockies, slashed .271/.312/.424 with six doubles four homers and 17 RBI
- Became the fifth player in Isotopes history to hit three grand slams in one season (Mike Colangelo, Matt Padgett, Mitch Jones, Mike Tauchman); also just the second player to hit four slams while wearing an Albuquerque uniform (2021-22), joining Colangelo (2004-05).
- Connected on the Isotopes first-ever walk-off grand slam on June 28 vs. Sugar Land
- Doubled three times on Aug. 26 vs. Round Rock, tying a team-record
- Hit .296 (81-for-274) with 20 doubles, one triple, 16 home runs and 52 RBI in 67 games with Albuquerque

2021

- Voted by his teammates as Albuquerque's Most Valuable Player
- Made MLB debut April 10, 2021, at San Francisco; pinch hit in the ninth inning, lining out...collected first hit April 15, 2021, against the Dodgers while making his first start, at shortstop
- Had three different stints in the Majors with the Rockies
- 57 of his 93 hits for the Isotopes (61 percent) were for extra bases, led Triple-A west in XBH
- Had a .974 fielding percentage at shortstop and was voted by Triple-A West managers as the best defensive shortstop in the circuit

2020

- Attended his first Major League Spring Training and batted .353 (6-for-17) with one double, three RBI, three walks and five strikeouts over 16 games.
- Named to Colorado's 2020 player pool and spent the 60-game shortened season at the alternate training site in Denver.



2019

- Played a career-high 125 games for Double-A Hartford, batting .243 (106-for-437).
- His 15 home runs were tied with INF Brett Boswell and OF Vince Fernandez for the team lead.
- Named a Mid-Season All-Star after batting .272 (59-for-217)

- with 18 runs, nine doubles, eight home runs, 27 RBI and 11 walks across 61 games in the first half.
- Collected a career-high nine total bases on Aug. 4 vs. Trenton, after going 4-for-5 with two doubles, one home run and four RBI.

PERSONAL / MISCELLANEOUS INFORMATION

- Alan Ray Trejo...son of Ray and Elsa.
- Attended San Diego State University...majored in aerospace engineering
- His dad coached varsity basketball at Roosevelt High School in Los Angeles for 13 years.
- Collected a career-high nine total bases on Aug. 4 vs. Trenton, after going 4-for-5 with two doubles, one home run and four RBI.
- In high school was part of the Aerodynamics Club and Humanitarian Society
- Enjoys running, building model planes, hiking and cliff jumping.
- Attended Warren High School in Downey, Calif., where he was a three-time All-CIF Division 3 First-Team honoree.

Season	League	Team	AVG	G	AB	R	H	2B	3B	HR	RBI	BB	IBB	SO	SB	CS	OBP	SLG	OPS	PA	HBP	SAC	SF	GIDP
2017	ROK	GJ	.347	46	173	30	60	13	2	7	32	9	0	28	7	4	.388	.566	.954	190	4	2	2	1
2018	A(Adv)	LAN	.278	114	449	65	125	28	4	10	67	31	0	113	3	6	.329	.425	.754	497	6	5	6	5
2019	AA	HFD	.243	125	437	45	106	20	0	15	49	25	0	105	5	4	.290	.391	.681	476	5	7	2	14
2021	AAA	ABQ	.278	90	334	56	93	34	6	17	72	23	0	78	2	4	.324	.569	.893	363	1	2	3	2
2021	MLB	COL	.217	28	46	7	10	2	0	1	3	3	1	15	0	0	.260	.326	.586	50	0	0	1	2
2022	AAA	ABQ	.296	67	274	46	81	20	1	16	52	10	0	64	2	2	.331	.551	.882	293	6	0	3	4
2022	MLB	COL	.271	35	118	15	32	6	0	4	17	5	0	31	1	2	.312	.424	.736	125	2	0	0	3
2023	AAA	ABQ	.370	12	46	9	17	4	1	1	4	7	0	12	2	1	.463	.565	1.028	54	1	0	0	0
2023	MLB	COL	.232	83	207	24	48	11	0	4	26	16	0	51	5	1	.288	.343	.631	227	1	1	2	3
Career	ROK	GJ	.347	46	173	30	60	13	2	7	32	9	0	28	7	4	.388	.566	.954	190	4	2	2	1
Career	MLB	COL	.243	146	371	46	90	19	0	9	46	24	1	97	6	3	.292	.367	.659	402	3	1	3	8
Career	AAA	ABQ	.292	169	654	111	191	58	8	34	128	40	0	154	6	7	.338	.561	.899	710	8	2	6	6
Career	AA	HFD	.243	125	437	45	106	20	0	15	49	25	0	105	5	4	.290	.391	.681	476	5	7	2	14
Career	A+	LAN	.278	114	449	65	125	28	4	10	67	31	0	113	3	6	.329	.425	.754	497	6	5	6	5
Career	Minors	4 Teams	.281	454	1713	251	482	119	14	66	276	105	0	400	21	21	.328	.483	.811	1873	23	16	16	26





Connor VAN SCOYOC RHP

Connor John Van Scoyoc

BATS	THROWS	HEIGHT	WEIGHT
LEFT	RIGHT	6-6	234

BORN: Nov. 26, 1999 **OPENING DAY AGE:** 24
BIRTHPLACE: Cedar Rapids, IA **SCHOOL:** Jefferson High School (IA)
ACQUIRED: Traded to the Rockies from the Angels in exchange for INF Mike Moustakas June 25, 2023

QUICK HITS

- Fifth professional season, Rockies are his second organization (Angels)
- 11th round selection by the Angels in the 2018 First-Year Player Draft
- Was committed to play collegiately at Arizona State but chose to sign professionally
- Received a \$397,500 signing bonus
- Traded to Colorado on June 24, 2023 in exchange for veteran Mike Moustakas; deal was done in the ninth inning of a 25-1 Angels rout of the Rockies
- Underwent Tommy John Surgery in 2019
- Pitched for the Scottsdale Scorpions of the Arizona Fall League in 2022
- Brother Spencer was drafted in the 19th round by the Phillies in the 2019 MLB Draft...Pitched professionally during the 2019 and 2021 seasons

2023

- Began the season with High-A Tri-City, posted a 4-3 record and 2.76 ERA (62.0 IP, 19 ER) in 11 starts
- Tossed a seven-inning complete game on June 10 at Eugene, limiting the Emeralds to one run and five hits in the opener of a doubleheader
- Pitched six frames or more with one earned run or fewer in six of his 11 starts
- Acquired by Colorado in exchange for veteran infielder Mike Moustakas on June 24; deal was completed in the ninth inning of a 25-1 Angels rout at Coors Field
- Joined High-A Spokane, was 1-2 with a 3.33 ERA (24.1 IP, 9 ER) in four starts
- Tossed 6.1 frames of two-run ball in his Spokane debut on June 27 at Vancouver
- Promoted to Double-A Hartford on July 27
- Started eight games for the Yard Goats, compiling a 5.62 ERA (41.2 IP, 26 ER)
- Twirled seven shutout innings of three-hit ball on Aug. 22 at Somerset

2022

- Spent the entire year with Low-A Inland Empire, going 11-5 with a 4.28 ERA in 23 games
- Led the California League in victories
- Limited opponents to a .226 batting average (103 hits in 120.0 IP) with only 10 homers allowed
- Second-best WHIP (1.18) in the circuit among qualifiers
- Pitched seven or more innings three times, allowing exactly one run in each instance
- Only relief outing came Sept. 3, following rehabbing Angel reliever Jose Soriano
- Had a pair of double-digit strikeout performances: July 26 vs. Visalia (10) and Aug. 21 at San Jose (11)
- Threw 6.0 shutout frames of one-hit, eight-punchout ball on April 17 at Rancho Cucamonga

2021

- Split the season between the ACL Angels and Low-A Inland Empire, posting a 7.99 ERA in seven games (four starts) across 41.2 innings
- Made his season debut June 29, first appearance since Aug. 25, 2019 after recovering from Tommy John Surgery
- Struck out 12 batters in 5.2 innings on Aug. 14 vs. Rancho Cucamonga

PERSONAL / MISCELLANEOUS INFORMATION

- His grandfather Jim won 700 games as the head baseball coach for Norway High School (Iowa)
- Jim was the main character in the 2007 film "The Final Season"
- His father Aaron played in the minors from 1989-1991, older brother Spencer was a 19th round pick by Philadelphia in 2019
- His great uncle is Mike Boddicker; a veteran of 14 MLB seasons (Orioles, Red Sox, Royals, Brewers) and a 1984 All-Star
- 2017 Gatorade High School Player of the Year
- Trains with former MLB pitcher Cal Eldred in the offseason



Season	League	Team	W	L	ERA	G	GS	CG	SHO	SV	SVO	IP	H	R	ER	HR	HB	BB	IBB	SO	WHIP	AVG
2019	ROK	A-ANG	2	2	5.13	12	5	0	0	0	2	40.1	35	29	23	1	9	36	0	50	1.76	.230
2021	ROK	A-ANG	0	1	4.50	5	4	0	0	0	0	18.0	16	10	9	1	1	10	0	21	1.44	.235
2021	A	IE	0	2	7.99	7	4	0	0	0	0	23.2	37	21	21	1	3	14	0	30	2.15	.366
2021	Minors	2 Teams	0	3	6.48	12	8	0	0	0	0	41.2	53	31	30	2	4	24	0	51	1.85	.314
2022	A	IE	11	5	4.28	23	22	0	0	0	0	120.0	103	63	57	10	8	39	0	140	1.18	.226
2023	A+	TRI	4	3	2.76	11	11	1	0	0	0	62.0	43	25	19	6	4	25	0	56	1.10	.195
2023	A+	SPO	1	2	3.33	4	4	0	0	0	0	24.1	26	11	9	1	3	5	0	22	1.27	.280
2023	AA	HFD	2	1	5.62	8	8	0	0	0	0	41.2	47	27	26	7	3	15	0	36	1.49	.285
2023	Minors	3 Teams	7	6	3.80	23	23	1	0	0	0	128.0	116	63	54	14	10	45	0	114	1.26	.243
2023	A+	2 Teams	5	5	2.92	15	15	1	0	0	0	86.1	69	36	28	7	7	30	0	78	1.15	.220
Career	ROK	A-ANG	2	3	4.94	17	9	0	0	0	2	58.1	51	39	32	2	10	46	0	71	1.66	.232
Career	AA	HFD	2	1	5.62	8	8	0	0	0	0	41.2	47	27	26	7	3	15	0	36	1.49	.285
Career	A+	2 Teams	5	5	2.92	15	15	1	0	0	0	86.1	69	36	28	7	7	30	0	78	1.15	.220
Career	A	IE	11	7	4.89	30	26	0	0	0	0	143.2	140	84	78	11	11	53	0	170	1.34	.251
Career	Minors	5 Teams	20	16	4.47	70	58	1	0	0	2	330.0	307	186	164	27	31	144	0	355	1.37	.245





Zac VEEN

OF

Zachary Richard Veen

BATS	THROWS	HEIGHT	WEIGHT
LEFT	RIGHT	6-3	190

BORN: December 12, 2001 OPENING DAY AGE: 21
 BIRTHPLACE: Port Orange, FL SCHOOL: Spruce Creek High School (FL)
 ACQUIRED: Rockies 1st round selection (9th overall) in the 2020 First-Year Player Draft

QUICK HITS

- 4th professional season, all in the Rockies organization
- Played in 46 games for Double-A Hartford in 2023 ... Did not appear after June 15, underwent season-ending left wrist surgery a week later
- 2022 Future's Game participant; went 2-for-3 with two singles and two stolen bases
- Named the 2022 Arizona Fall League's Offensive Player of the Year while with the Salt River Rafters; slashed .333/.444/.444 with 16 stolen bases in 21 games
- Tabbed as MiLB's 2022 High-A Northwest League MVP and named to All-Star team; slashed .269/.368/.439 with 11 homers and 60 RBI
- Winner of the Rockies 2021 Doug Million Minor League Player of the Year award
- Named the Daytona Beach News-Journal Baseball player of the Year in 2019 after hitting .414 with 36 stolen bases
- Played in both the Under Armour All-America Baseball Game and Perfect Game All-American Classic in 2019
- Committed to play baseball at the University of Florida in November 2019
- Ranked as the No. 1 prep prospect in the country by Perfect Game and MLB.com in 2020
- Slashed .500/.627/.969 with 17 steals in the shortened 2020 season at Spruce Creek High School
- 2020 Gatorade Florida Player of the Year

2023

- Played in 46 games for Double-A Hartford, where he slashed .209/.303/.308 with seven doubles, two triples, two homers, 24 RBI and 22 stolen bases
- Launched the second grand slam of his pro career on May 27 at Altoona
- Career-high six RBI on May 6 vs. Reading, had a two-run single, two-run double, and two-run triple in the same contest
- In his final 23 games, was just 13-for-84 with three extra-base hits and no multi-hit performances
- Did not appear after June 15, underwent season-ending left wrist surgery a week later
- Played in nine games for Ponce de the Puerto Rican Winter League; slashed .429/.478/.619 with four doubles, one RBI and three stolen bases

2022

- Tabbed as MiLB's 2022 High-A Northwest League MVP and named to NWL All-Star team; slashed .269/.368/.439 with 11 homers and 60 RBI in 92 games with Fresno
- 2022 Future's Game participant; went 2-for-3 with two singles and two stolen bases
- Named the 2022 Arizona Fall League's Offensive Player of the Year while with the Salt River Rafters; slashed .333/.444/.444 with 16 stolen bases in 21 games; managed by current Rockies third base coach and former Isotopes manager Warren Schaeffer
- Selected as AFL Fall Star
- Began year with Fresno and helped lead Grizzlies to First-Half Championship
- Led the Northwest League in stolen bases (50) and runs (72) while also finishing in the top 10 in OBP (3rd, .368), OPS (5th, .807), RBI (T-5th, 60), walks (6th, 50), average (7th, .269) and slugging (8th, .439) in just 92 games
- Promoted to Double-A Hartford on Aug. 9; over 34 games, slashed .177/.262/.234 with four doubles, one homer, seven RBI, five stolen bases and a 14:42 BB:K ratio
- Attended first MLB spring training as non-roster invitee

2021

- Made his professional debut on May 4 for Fresno at San Jose, going 0-for-2
- Winner of the Doug Million Minor League Player of the Year award
- Spent the entire season with Fresno, compiling a .301/.399/.501 slash line with 27 doubles, four triples, 15 home runs, 75 RBI and 36 stolen bases
- Hit for the cycle on Aug. 24 vs. Modesto, also connecting on his first professional grand slam in the game
- The cycle was the first in the 19-year history of Fresno's Chuckchansi Park
- Low-A West Offensive Player of the Week for July 18
- MiLB.com Organizational All-Star

PERSONAL / MISCELLANEOUS INFORMATION

- Parents are Christine Franks and Rick Veen
- Signed with the Rockies for a \$5 million bonus



Season	League	Team	AVG	G	AB	R	H	2B	3B	HR	RBI	BB	IBB	SO	SB	CS	OBP	SLG	OPS	PA	HBP	SAC	SF	GIDP
2021	A	FRE	.301	106	399	83	120	27	4	15	75	64	1	126	36	17	.399	.501	.900	479	6	2	7	5
2022	A+	SPO	.269	92	342	72	92	19	3	11	60	50	1	90	50	4	.368	.439	.807	400	5	0	3	5
2022	Minors	2 Teams	.245	126	466	84	114	23	3	12	67	64	1	132	55	9	.340	.384	.724	541	6	0	5	8
2023	AA	HFD	.209	46	172	15	36	7	2	2	24	23	0	43	22	2	.303	.308	.611	201	2	0	4	3
Career	AA	HFD	.196	80	296	27	58	11	2	3	31	37	0	85	27	7	.287	.277	.564	342	3	0	6	6
Career	A+	SPO	.269	92	342	72	92	19	3	11	60	50	1	90	50	4	.368	.439	.807	400	5	0	3	5
Career	A	FRE	.301	106	399	83	120	27	4	15	75	64	1	126	36	17	.399	.501	.900	479	6	2	7	5
Career	Minors	3 Teams	.260	278	1037	182	270	57	9	29	166	151	2	301	113	28	.357	.417	.774	1221	14	2	16	16





Victor VODNIK

RHP

Victor Francisco Vodnik

BATS	THROWS	HEIGHT	WEIGHT
RIGHT	RIGHT	6-0	200

BORN: Oct. 9, 1999 **OPENING DAY AGE:** 24
BIRTHPLACE: Whittier, CA **SCHOOL:** Rialto High School (CA)
ACQUIRED: Traded to Rockies from Braves along with RHP Tanner Gordon in exchange for RHP Pierce Johnson

QUICK HITS

- 6th pro season, Rockies are his second organization (Braves)
- Had contract selected Sept. 8, 2023, by Colorado, his first stint on a Major League roster
- Made his Major League debut Sept. 9, 2023, at San Francisco, allowing three runs on four hits with two strikeouts in 0.2 IP
- First Major League win came in his Coors Field debut on Sept. 16, 2023, vs. San Francisco (game two), allowing one run on two hits over 2.0 IP
- Acquired via trade with Atlanta on July 24, 2023, along with RHP Tanner Gordon in exchange for RHP Pierce Johnson
- Teammates with Rockies RHP Tanner Gordon and RHP Kyle Wilcox in the Braves organization
- Played for the 2021 Peoria Javelinas of the Arizona Fall League ... Named to the AFL Rising Stars team
- Worked as a starter in 2019 (three in 23 appearances) and 2021 (11 in 11 appearances)
- Was part of the Braves Alternate-Site during the 2020 COVID-shortened season
- Originally selected by Atlanta in the 14th round of the 2018 First-Year Player Draft out of Rialto High School in Rialto, Calif.

2023

- Pitched for three Minor League clubs (Double-A Mississippi, Double-A Hartford and Triple-A Albuquerque), combining for a 3.35 ERA (53.2 IP, 20 ER) with a 69:31 K:BB ration in 42 games
- Began year with the M-Braves, tallying a 3.10 ERA (40.2 IP, 14 ER) with a 56:25 K:BB ratio ... Allowed an earned run in just two of his last 15 appearances for Mississippi
- Acquired via trade with Atlanta on July 24, 2023, along with RHP Tanner Gordon in exchange for RHP Pierce Johnson
- Assigned to Double-A Hartford and made Rockies organization debut July 26 at New Hampshire, pitching 1.0 shutout frame with a strikeout
- Pitched in just four games for the Yard Goats, compiling 6.0 shutout innings and a 9:1 K:BB ratio
- Promoted to Albuquerque Aug. 8; made Isotopes debut following day, tossing 1.0 shutout frame while allowing two hits
- Over eight games with Albuquerque, tallied a 7.71 ERA (7.0 IP, 6 ER)
- Had contract selected Sept. 8 by Colorado, his first stint on a Major League roster
- Made his Major League debut Sept. 9 at San Francisco, allowing three runs on four hits with two strikeouts in 0.2 IP
- First Major League win came in his Coors Field debut on Sept. 16 vs. San Francisco (game two), allowing one run on two hits over 2.0 IP
- Made six relief appearances in his first Major League season, going 1-0 with an 8.31 ERA (8.2 IP, 8 ER), three walks and 12 strikeouts

2022

- Finished 2-0 with a 2.93 ERA (27.2 IP, 9 ER) between Double-A Mississippi and Triple-A Gwinnett
- Did not allow a run in seven appearances with the M-Braves before being transferred to the G-Strippers
- Went 2-0 with two saves in 24 outings out of Gwinnett's bullpen while pitching to a 2.93 ERA with 33 strikeouts.
- His 2.93 ERA was the lowest among G-Strippers relievers with at least 20 games pitched

2021

- Went 1-4 with a 5.35 ERA (20 ER/33.2 IP) through 11 starts with Double-A Mississippi
- Pitched to a 2.60 ERA through his five starts and a 8.27 ERA over his final six starts
- Did not make an appearance in the M-Braves' Double-A Championship run.

PERSONAL / MISCELLANEOUS INFORMATION

- Grew up in Rialto, Calif., and attended Rialto High School
- As a senior captain on the baseball team, tallied a 5-4 ledger with a 2.84 ERA with 85 strikeouts in 49 innings
- Clocked throwing 96 MPH as a senior
- Committee to play baseball at California State University Northridge before being drafted
- Played football his freshman and sophomore years at Rialto High School
- Third-oldest amongst eight siblings – six brothers and one sister



Season	League	Team	W	L	ERA	G	GS	CG	SHO	SV	SVO	IP	H	R	ER	HR	HB	BB	IBB	SO	WHIP	AVG
2018	ROK	G-BRV	1	1	9.64	4	0	0	0	0	0	4.2	8	5	5	1	0	1	0	9	1.93	.364
2019	A(Full)	ROM	1	3	2.94	23	3	0	0	3	4	67.1	55	27	22	1	2	24	0	69	1.17	.223
2021	AA	MIS	1	4	5.35	11	11	0	0	0	0	33.2	32	20	20	5	0	22	0	41	1.60	.252
2022	AA	MIS	0	0	0.00	7	0	0	0	1	1	7.0	4	0	0	0	0	3	0	14	1.00	.160
2022	AAA	GWN	2	0	2.93	24	0	0	0	2	3	27.2	26	10	9	2	2	16	0	33	1.52	.252
2022	Minors	2 Teams	2	0	2.34	31	0	0	0	3	4	34.2	30	10	9	2	2	19	0	47	1.41	.234
2023	AA	MIS	3	1	3.10	30	0	0	0	4	7	40.2	26	14	14	2	3	25	1	56	1.25	.183
2023	AA	HFD	0	0	0.00	4	0	0	0	2	2	6.0	4	0	0	0	0	1	0	9	0.83	.182
2023	AAA	ABQ	1	1	7.71	8	0	0	0	0	0	7.0	11	6	6	3	0	5	0	4	2.29	.355
2023	MLB	COL	1	0	8.31	6	0	0	0	0	0	8.2	15	9	8	0	0	3	0	12	2.08	.366
2023	Minors	3 Teams	4	2	3.35	42	0	0	0	6	9	53.2	41	20	20	5	3	31	1	69	1.34	.210
2023	AA	2 Teams	3	1	2.70	34	0	0	0	6	9	46.2	30	14	14	2	3	26	1	65	1.20	.183
Career	ROK	F-BRV	1	1	9.64	4	0	0	0	0	0	4.2	8	5	5	1	0	1	0	9	1.93	.364
Career	MLB	COL	1	0	8.31	6	0	0	0	0	0	8.2	15	9	8	0	0	3	0	12	2.08	.366
Career	AAA	2 Teams	3	1	3.89	32	0	0	0	2	3	34.2	37	16	15	5	2	21	0	37	1.67	.276
Career	AA	2 Teams	4	5	3.50	52	11	0	0	7	10	87.1	66	34	34	7	3	51	1	120	1.34	.209
Career	A	ROM	1	3	2.94	23	3	0	0	3	4	67.1	55	27	22	1	2	24	0	69	1.17	.223
Career	Minors	6 Teams	9	10	3.53	111	14	0	0	12	17	194.0	166	82	76	14	7	97	1	235	1.36	.231





Kyle WILCOX

RHP

Kyle Matthew Wilcox

BATS	THROWS	HEIGHT	WEIGHT
RIGHT	RIGHT	6-3	195

BORN: June 14, 1994 OPENING DAY AGE: 29

BIRTHPLACE: Danbury, CT SCHOOL: Bryant University

ACQUIRED: Signed by the Rockies to a minor league contract Not. 17, 2023

QUICK HITS

- 8th pro season, Rockies are his third organization (Mariners and Braves)
- Teammates with RHP Tanner Gordon and RHP Victor Vodnik in the Braves organization
- Drafted by the Mariners in the 6th round of the 2015 MLB Draft
- Entering 2024, has thrown just 71.1 innings since 2019
- Signed by Braves to a minor league contract May 25, 2022
- Missed all of the 2021 season after undergoing "Tommy John" surgery that spring
- 2019 California League Midseason All-Star
- North Eastern Conference Pitcher of the Year in 2015 after posting 3.24 ERA with a 7-3 ledger over 80.2 innings
- Pitched for Bryant University, competing in the NCAA Regionals in 2013 and 2014

2023

- Spent majority of year with Double-A Mississippi but also saw action with Triple-A Gwinnett
- Began year with M-Braves, pitching in four contests before being promoted to the Stripers April 18
- Pitched in 12 games for Gwinnett, compiling a 4.26 ERA (12.2 IP, 6 ER) with an 8:12 K:BB ratio ... Allowed a run in just three games
- Sent back down to Mississippi May 23 and only pitched for the M-Braves the rest of the year
- Over 36 games with Mississippi on the year, tallied a 2.13 ERA (42.1 IP, 10 ER) with a 64:23 K:BB ratio, .145 BAA and 1.04 WHIP
- Allowed multiple runs with M-Braves just once while not allowing a run in 26 contests

2022

- First year pitching in pro ball since 2019
- Made four rehab outings with GCL Braves before being activated to Mississipp
- Pitched in 13 games for M-Braves, registering 2.77 ERA (13.0 IP, 4 ER) with an 18:15 K:BB ratio

2021

- Missed the entire season after undergoing "Tommy John" surgery in the spring

PERSONAL / MISCELLANEOUS INFORMATION

- Son of Robin and Kevin Wilcox ... Has one sister, Lauren
- Four-year varsity letterwinner in baseball and basketball at Newton High School in Connecticut
- Team captain in both sports as a junior and senior
- Led baseball team to SWC Championship in 2012, earning first team all-state honors

Organization
2024 Isotopes
2023 In Review
Colorado Rockies
Opponents
Isotopes Records
Copa
ABQ Pro Baseball
History
Media Information



Season	League	Team	W	L	ERA	G	GS	CG	SHO	SV	SVO	IP	H	R	ER	HR	HB	BB	IBB	SO	WHIP	AVG
2015	A(Short)	EVE	2	3	3.47	19	0	0	0	9	9	23.1	15	10	9	1	3	12	0	24	1.16	.185
2016	A(Full)	CLI	4	5	7.11	36	9	0	0	0	2	76.0	73	64	60	2	4	68	0	80	1.86	.258
2017	A(Full)	CLI	0	1	3.78	21	0	0	0	3	4	33.1	26	16	14	4	0	21	0	52	1.41	.210
2018	A(Full)	CLI	4	4	2.50	32	0	0	0	7	8	54.0	33	16	15	2	3	26	3	89	1.09	.174
2018	A(Adv)	MOD	0	0	13.50	5	0	0	0	0	0	4.2	6	7	7	2	0	6	0	5	2.57	.333
2018	Minors	2 Teams	4	4	3.38	37	0	0	0	7	8	58.2	39	23	22	4	3	32	3	94	1.21	.188
2019	A(Adv)	MOD	2	5	3.76	39	0	0	0	2	7	52.2	39	26	22	4	1	45	1	78	1.59	.204
2019	AA	ARK	1	0	0.00	7	0	0	0	0	0	9.0	2	2	0	0	4	4	0	13	0.67	.069
2019	Minors	2 Teams	3	5	3.21	46	0	0	0	2	7	61.2	41	28	22	4	5	49	1	91	1.46	.186
2022	ROK	F-BRV	0	0	0.00	4	1	0	0	0	0	3.2	1	0	0	0	0	5	0	6	1.64	.091
2022	AA	MIS	0	1	2.77	13	0	0	0	0	0	13.0	7	4	4	1	0	15	1	18	1.69	.163
2022	Minors	2 Teams	0	1	2.16	17	1	0	0	0	0	16.2	8	4	4	1	0	20	1	24	1.68	.148
2023	AA	MIS	4	4	2.13	36	0	0	0	3	4	42.1	21	11	10	2	2	23	1	64	1.04	.145
2023	AAA	GWN	1	0	4.26	12	0	0	0	2	2	12.2	6	7	6	0	0	12	0	8	1.42	.150
2023	Minors	2 Teams	5	4	2.62	48	0	0	0	5	6	55.0	27	18	16	2	2	35	1	72	1.13	.146
Career	ROK	F-BRV	0	0	0.00	4	1	0	0	0	0	3.2	1	0	0	0	0	5	0	6	1.64	.091
Career	AAA	GWN	1	0	4.26	12	0	0	0	2	2	12.2	6	7	6	0	0	12	0	8	1.42	.150
Career	AA	2 Teams	5	5	1.96	56	0	0	0	3	4	64.1	30	17	14	3	6	42	2	95	1.12	.138
Career	A+	MOD	2	5	4.55	44	0	0	0	2	7	57.1	45	33	29	6	1	51	1	83	1.67	.215
Career	A	CLI	8	10	4.90	89	9	0	0	10	14	163.1	132	96	89	8	7	115	3	221	1.51	.221
Career	A(Short)	EVE	2	3	3.47	19	0	0	0	9	9	23.1	15	10	9	1	3	12	0	24	1.16	.185
Career	Minors	7 Teams	18	23	4.07	224	10	0	0	26	36	324.2	229	163	147	18	17	237	6	437	1.44	.198



Case WILLIAMS

RHP

Case Lawrence Williams

BATS	THROWS	HEIGHT	WEIGHT
RIGHT	RIGHT	6-3	210

BORN: Feb. 16, 2002

OPENING DAY AGE: 22

BIRTHPLACE: Akron, OH

SCHOOL: Douglas County High School (CO)

ACQUIRED: Selected by the Rockies in the 4th round of the 2020 MLB Draft

QUICK HITS

- 4th professional season, Rockies are his second organization (Reds)
- 4th round pick by Colorado in the 2020 Draft from Douglas County HS in Colorado
- Committed to Santa Clara but signed upon being drafted
- Traded to Cincinnati along with RHP Jeff Hoffman in exchange for RHP Robert Stephenson and OF Jameson Hannah on Nov. 25, 2020 (all players in deal have worn an

- Isotopes uniform)
- Sent back to the Rockies on July 28, 2021 with RHP Noah Davis; Reds received RHP Mychal Givens in exchange
- 2022 MiLB.com Organizational All-Star
- Pitched for the Salt River Rafters of the Arizona Fall League in 2023

2023

- Made 23 starts for Double-A Hartford, was 1-11 with a 7.08 ERA (101.2 IP, 80 ER)
- Walked 51 batters to go along with 79 strikeouts
- Second worst earned run average among all Double-A pitchers with at least 100 innings (Sam Benschoter, Chattanooga - 7.28)
- Eastern League batted .316 against him
- Worked five innings of two-hit, one-run ball with no walks in his season debut April 6 at Bowie (Opening Day)

- Spun 5.0 scoreless frames on April 26 at New Hampshire, but issued seven free passes
- Best outing was July 20 vs. Somerset, permitting just three hits and a run without walking a batter
- Allowed six runs or more in six outings
- Pitched for the Salt River Rafters in the Arizona Fall League, posted a 3.18 ERA in six starts (17.0 IP, 6 ER)

2022

- Pitched across three levels (Low-A, High-A, Double-A) and was 11-5 with a 4.64 ERA
- Majority of his work came with Fresno, where he started 16 games, going 9-2 with a 4.22 ERA
- Completed at least six innings on nine occasions with the Grizzlies
- Had nine strikeouts in back-to-back outings: May 18 vs. Rancho Cucamonga and May 25 vs. Stockton
- Fourth in the California League in victories

- Received a promotion to High-A Spokane, where he was 2-2 with a 5.57 ERA in six starts
- Struck out eight or more batters in half of his games with Spokane
- Called up to Double-A Hartford for his final start of the year, and fanned 12 hitters on Sept. 16 at Binghamton over 6.0 frames
- One of 25 pitchers in MiLB with 11 wins or more for the campaign

2021

- Started the season with Low-A Daytona, pitched to a 5.74 ERA in 12 games
- Made his professional debut May 8 at Palm Beach, allowing three runs in 3.0 IP
- Had a pair of 5.0 shutout inning performances in a three-start span: June 30 vs. Lakeland and July 10 at Jupiter

- Traded back to Colorado on July 28 with RHP Noah Davis in exchange for veteran reliever Mychal Givens
- Pitched seven times (six starts) for Low-A Fresno, compiled a 5.72 ERA

2020

- Selected by Colorado in the 4th round of the shortened draft
- Did not pitch due to the cancellation of the minor league season

- Traded after the campaign to Cincinnati, along with RHP Jeff Hoffman in exchange for RHP Robert Stephenson and OF Jameson Hannah

PERSONAL / MISCELLANEOUS INFORMATION

- Competed with Rockies' Fall Scout Team prior to being drafted
- Pitched in the Area Code Games in Long Beach, CA in 2019
- Threw a no-hitter in his senior year of high school

- Went to six games at Coors Field as a kid, grew up hoping to play for the Rockies
- Played in the Colorado High School Futures Game in 2018



Season	League	Team	W	L	ERA	G	GS	CG	SHO	SV	SVO	IP	H	R	ER	HR	HB	BB	IBB	SO	WHIP	AVG
2021	A	DBT	2	5	5.74	12	11	0	0	0	0	47.0	45	35	30	7	6	33	0	34	1.66	.253
2021	A	FRE	1	3	5.72	7	6	0	0	0	0	28.1	31	23	18	2	3	14	0	17	1.59	.272
2021	Minors	2 Teams	3	8	5.73	19	17	0	0	0	0	75.1	76	58	48	9	9	47	0	51	1.63	.260
2021	A	2 Teams	3	8	5.73	19	17	0	0	0	0	75.1	76	58	48	9	9	47	0	51	1.63	.260
2022	A	FRE	9	2	4.22	16	16	0	0	0	0	89.2	91	47	42	13	3	34	0	90	1.39	.262
2022	A+	SPO	2	2	5.57	6	6	0	0	0	0	32.1	39	22	20	6	0	11	0	33	1.55	.287
2022	AA	HFD	0	1	6.00	1	1	0	0	0	0	6.0	6	4	4	1	0	1	0	12	1.17	.250
2022	Minors	3 Teams	11	5	4.64	23	23	0	0	0	0	128.0	136	73	66	20	3	46	0	135	1.42	.268
2023	AA	HFD	1	11	7.08	23	23	0	0	0	0	101.2	131	87	80	22	7	51	0	79	1.79	.316
Career	AA	HFD	1	12	7.02	24	24	0	0	0	0	107.2	137	91	84	23	7	52	0	91	1.76	.312
Career	A+	SPO	2	2	5.57	6	6	0	0	0	0	32.1	39	22	20	6	0	11	0	33	1.55	.287
Career	A	2 Teams	12	10	4.91	35	33	0	0	0	0	165.0	167	105	90	22	12	81	0	141	1.50	.261
Career	Minors	4 Teams	15	24	5.72	65	63	0	0	0	0	305.0	343	218	194	51	19	144	0	265	1.60	.283





Bradley ZIMMER

OF

Bradley Clarke Zimmer

BATS	THROWS	HEIGHT	WEIGHT
LEFT	RIGHT	6-2	215

BORN: Nov. 27, 1992 OPENING DAY AGE: 31
 BIRTHPLACE: San Francisco, CA SCHOOL: San Francisco
 ACQUIRED: Signed by Rockies to a minor league contract
 Feb. 5, 2024

QUICK HITS

- 11th pro season, Rockies are 6th org (Indians, Blue Jays, Phillies, Dodgers, Red Sox)
- In 372 career MLB games entering 2024, has a .213/.298/.333 slash line with 34 doubles, 21 homers, 91 RBI and 42 stolen bases
- Signed a Minor League deal with Los Angeles (NL) prior to the 2023 campaign, released after 31 games
- Joined Boston on a minor league deal in late May, appeared in 47 contests with Triple-A Worcester, and became a free agent after the 2023 season
- Traded to Toronto in exchange for pitcher Anthony Castro on April 7, 2022
- DFA by Toronto Aug. 15, 2022; claimed by Philadelphia, played in just seven games before being DFA when Brandon Marsh was activated from the IL
- Blue Jays reclaimed him off waivers Aug. 29, spent the remainder of the regular season with them but did not make the postseason roster
- Homered off his older brother Kyle on Sept. 27, 2021 vs. Kansas City, only the fourth occurrence since 1900
- Owns Cleveland's longest home run in the StatCast era (since 2015), a 471-foot blast on Aug. 9, 2021 vs. Cincinnati

- Underwent surgery to repair a torn labrum in his right shoulder, ending his 2018 season and resulting in him missing most of the 2019 campaign
- Belted the go-ahead home run in the clinching game for Columbus of the 2019 Governors' Cup International League Championship Series vs. Durham
- Made MLB debut May 16, 2017 vs. Tampa Bay (0-for-3)
- Collected his first MLB hit in his second game, an RBI double against Alex Cobb; later homered off Alex Colome in the ninth
- Belted his first career grand slam July 25, 2017 vs. Los Angeles (AL) off Jesse Chavez; teammate Edwin Encarnacion also connected on a walk off slam in the same contest
- First round selection (21st overall pick) by Cleveland in the 2014 First Year Player Draft
- Selected to represent Indians at the 2015 Futures Game
- Played in the Arizona Fall League for the Mesa Solar Sox in 2016, named a Rising Star
- Played collegiately at the University of San Francisco, batted .322 over three seasons
- Attended La Jolla High School in San Diego, was drafted in the 23rd round by the Cubs in 2011, did not sign

2023

- Split the season between two Triple-A teams (Oklahoma City and Worcester), slashing .207/.321/.341 with seven doubles, two triples, eight homers, 31 RBI and 19 steals
- Caught Jonathan Morales' fly ball on the warning track that was nearly a walk-off grand slam April 19 at Albuquerque

- Released by Dodgers on May 18, signed a Minor League deal with the Red Sox three days later
- Elected free agency following the campaign

2022

- Traded to Toronto on Opening Day in exchange for RHP Anthony Castro
- Played in 100 games for the Blue Jays, primarily as a defensive replacement; was 9-for-89 at the plate
- DFA'ed by Toronto on Aug. 15, claimed by Philadelphia
- Was 4-for-16 in nine contests with the Phillies, DFA'ed again when Brandon Marsh came off the IL, claimed back by Toronto on Aug. 29

- Did not make the Jays' Postseason roster
- Earned a National League championship ring by virtue of the Phillies winning the pennant

2021

- Slashed .227/.325/.344 with eight homers and 35 RBI in 99 games with Cleveland
- Spent most of the season on the Major League roster, brief stint in Triple-A Columbus (18 contests)
- Clobbered a 471-foot home run on Aug. 9 vs. Cincinnati, the longest by any Cleveland player in the StatCast era (since 2015)

- Homered off his older brother Kyle on Sept. 27 vs. Kansas City, only the fourth time that has been accomplished since 1900



Organization
 2024 Isotopes
 2023 In Review
 Colorado Rockies
 Opponents
 Isotopes Records
 Copa
 ABQ Pro Baseball
 History
 Media Information

2020

- Appeared in 20 contests for Cleveland, going 6-for-37 at the plate

- Connected on his only home run (and extra-base hit) July 28 vs. Chicago (AL)

PERSONAL / MISCELLANEOUS INFORMATION

- His brother Kyle was also a first-round pick (fifth overall selection by Kansas City in 2012), has not pitched competitively since 2022 in the Reds organization
- Bradley and Kyle played together in little league, travel ball, high school and college
- Parents are Eric Zimmer and Cathy Hutchins

- His father Eric also played collegiately at the University of San Francisco
- His mom Cathy ran track at San Diego State, is now a head counselor at La Jolla High School, also teaches online classes
- Favorite quote growing up was from John Wooden - "Do not let what you cannot do interfere with what you can do"

Season	League	Team	AVG	G	AB	R	H	2B	3B	HR	RBI	BB	IBB	SO	SB	CS	OBP	SLG	OPS	PA	HBP	SAC	SF
2014	A(Short)	MV	.304	45	168	32	51	11	2	4	30	19	0	30	11	4	.401	.464	.865	197	9	0	1
2014	A(Full)	LC	.273	3	11	4	3	1	0	2	2	2	0	3	1	0	.385	.909	1.294	13	0	0	0
2014	Minors	2 Teams	.302	48	179	36	54	12	2	6	32	21	0	33	12	4	.400	.492	.892	210	9	0	1
2015	A(Adv)	LYN	.308	78	286	60	88	17	3	10	39	37	1	77	32	5	.403	.493	.896	335	10	0	2
2015	AA	AKR	.219	49	187	24	41	9	1	6	24	18	0	54	12	2	.313	.374	.687	214	8	0	1
2015	Minors	2 Teams	.273	127	473	84	129	26	4	16	63	55	1	131	44	7	.368	.446	.814	549	18	0	3
2016	AA	AKR	.253	93	340	57	86	20	6	14	53	56	1	115	33	13	.371	.471	.842	407	8	3	0
2016	AAA	COL	.242	37	128	18	31	5	0	1	9	21	0	56	5	1	.349	.305	.654	150	0	1	0
2016	Minors	2 Teams	.250	130	468	75	117	25	6	15	62	77	1	171	38	14	.365	.425	.790	557	8	4	0
2017	AAA	COL	.294	33	126	22	37	11	2	5	14	14	1	43	9	3	.371	.532	.903	144	2	1	1
2017	MLB	CLE	.241	101	299	41	72	15	2	8	39	26	1	99	18	1	.307	.385	.692	332	4	0	3
2018	AA	AKR	.333	2	3	2	1	0	0	0	0	2	0	0	2	0	.714	.333	1.047	7	2	0	0
2018	AAA	COL	.148	6	27	1	4	0	0	1	1	1	0	11	1	0	.179	.259	.438	28	0	0	0
2018	MLB	CLE	.226	34	106	14	24	5	0	2	9	7	0	44	4	1	.281	.330	.611	114	1	0	0
2018	Minors	2 Teams	.167	8	30	3	5	0	0	1	1	3	0	11	3	0	.286	.267	.553	35	2	0	0
2019	ROK	A-INR	.500	2	4	1	2	0	0	1	2	0	0	1	0	0	.500	1.250	1.750	4	0	0	0
2019	ROK	A-INB	.500	3	4	0	2	0	0	0	0	2	0	1	1	0	.714	.500	1.214	7	1	0	0
2019	AA	AKR	.308	4	13	2	4	2	0	1	3	0	0	4	0	0	.308	.692	1.000	13	0	0	0
2019	AAA	COL	.364	6	22	5	8	1	1	1	2	3	0	6	2	0	.440	.636	1.076	26	0	1	0
2019	AAA	COL	.364	6	22	5	8	1	1	1	2	3	0	6	2	0	.440	.636	1.076	26	0	1	0
2019	MLB	CLE	.000	9	13	1	0	0	0	0	0	1	0	7	0	0	.071	.000	.071	14	0	0	0
2019	Minors	4 Teams	.372	15	43	8	16	3	1	3	7	5	0	12	3	0	.449	.698	1.147	50	1	1	0
2019	ROK	2 Teams	.500	5	8	1	4	0	0	1	2	2	0	2	1	0	.636	.875	1.511	11	1	0	0
2020	MLB	CLE	.162	20	37	3	6	0	0	1	3	7	0	14	2	1	.360	.243	.603	50	5	0	1
2021	AAA	COL	.267	18	60	9	16	3	0	1	8	10	0	26	4	2	.413	.367	.780	75	5	0	0
2021	MLB	CLE	.227	99	299	44	68	9	1	8	35	30	0	122	15	3	.325	.344	.669	348	15	0	4
2022	MLB	PHI	.250	9	16	4	4	1	0	0	0	0	0	4	0	0	.250	.313	.563	16	0	0	0
2022	MLB	TOR	.101	100	89	14	9	4	0	2	5	5	0	41	3	2	.200	.213	.413	101	6	1	0
2022	MLB	2 Teams	.124	109	105	18	13	5	0	2	5	5	0	45	3	2	.207	.229	.436	117	6	1	0
2023	ROK	F-RSX	.273	4	11	2	3	2	0	0	1	3	0	5	1	0	.429	.455	.884	14	0	0	0
2023	AAA	OKC	.219	31	105	18	23	4	0	3	14	13	2	46	8	1	.322	.343	.665	121	3	0	0
2023	AAA	WOR	.199	47	156	23	31	3	2	5	17	21	0	68	11	5	.321	.340	.661	184	7	0	0
2023	Minors	3 Teams	.210	82	272	43	57	9	2	8	32	37	2	119	20	6	.326	.346	.672	319	10	0	0
2023	AAA	2 Teams	.207	78	261	41	54	7	2	8	31	34	2	114	19	6	.321	.341	.662	305	10	0	0
Career	ROK	3 Teams	.368	9	19	3	7	2	0	1	3	5	0	7	2	0	.520	.632	1.152	25	1	0	0
Career	MLB	3 Teams	.213	372	859	121	183	34	3	21	91	76	1	331	42	8	.298	.333	.631	975	31	1	8
Career	AAA	3 Teams	.240	178	624	96	150	27	5	17	65	83	3	256	40	12	.345	.381	.726	728	17	3	1
Career	AA	AKR	.243	148	543	85	132	31	7	21	80	76	1	173	47	15	.354	.442	.796	641	18	3	1
Career	A+	LYN	.308	78	286	60	88	17	3	10	39	37	1	77	32	5	.403	.493	.896	335	10	0	2
Career	A	LC	.273	3	11	4	3	1	0	2	2	2	0	3	1	0	.385	.909	1.294	13	0	0	0
Career	A(Short)	MV	.304	45	168	32	51	11	2	4	30	19	0	30	11	4	.401	.464	.865	197	9	0	1
Career	Minors	10 Teams	.261	461	1651	280	431	89	17	55	219	222	5	546	133	36	.366	.435	.801	1939	55	6	5





2023 IN REVIEW

2023 SEASON IN REVIEW



The Albuquerque Isotopes completed their 20th season of play last September, a campaign that saw several historical achievements.

For the first time ever, RGCU Field at Isotopes Park welcomed the highest cumulative total of fans in the Pacific Coast League, as 521,521 customers walked through the turnstiles in 2023. The cumulative attendance was also fifth-most in all of Minor League Baseball, the highest Albuquerque has finished in 20 seasons. Additionally, the Isotopes paced the PCL in average attendance for the second consecutive year with 7,048 per contest. Albuquerque welcomed a five-figure crowd for eight of their 74 home dates while tallying two of the top five crowds in MiLB for the campaign. For Cinco De Mayo Fiesta at “The Plaza,” the club saw 15,817 fans attend while 14,591 were on hand for Lowrider Night and a bobblehead giveaway July 1. The club also welcomed it’s 11th millionth fan through the Isotopes Park gates Sept. 23.

On the field, the Isotopes remained in the race for a second-half title and playoff berth until the final series of 2023. First-year manager Pedro Lopez and his coaching staff kept the team in contention despite accumulating a franchise record 278 roster moves with 80 different players appearing in at least one game, shattering the previous standard of 224 transactions in the 2018 season.

Overall, Albuquerque spent 20 total days either in sole possession of first place or tied for the top mark, their most since 2013 (37). Their longest win streak was seven games (Aug. 19-27) while they dropped a season-worst eight straight from Aug. 5-13, which took them from tied for first place to sixth, 5.0 off the pace in the second half ledger. The club also registered six winning streaks of three or more, including twice in the final 12 contests (Sept. 12-14 at El Paso, Sept. 22-24 vs. Oklahoma City).

The Isotopes notched nine series victories on the year, their most since 2019 (11) when sets primarily consisted of three or four contests. Seven series triumphs came in the second half—including winning five of six games at both Oklahoma City (Aug. 22-27) and El Paso (Sept. 12-17). Albuquerque also set a club record for most wins in a season against one team, as they were 18-6 facing off with the El Paso Chihuahuas. Their second-most triumphs over one club came via 14-10 mark versus eventual PCL champion Oklahoma City.

Albuquerque finished 32-43 on the road, their most victories away from Isotopes Park since 2016 (34). From Aug. 22-Sept. 17, they won 13 of their last 18 away contests, including a five-game triumphant streak Aug. 22-26 at Oklahoma City.

In his 19th season as a Minor League skipper, Lopez notched his 1,000th managerial win on June 4 at Salt Lake. He was presented with a ceremonial base before Albuquerque’s first home game following the milestone.

The Isotopes saw 29 players recalled throughout the season, with nine making their Major League debut (Brenton Doyle, Karl Kauffmann, Blair Calvo, Coco Montes, Riley Pint, Connor Kaiser, Evan Justice, Hunter Goodman and Victor Vodnik).





Albuquerque baseball royalty poises for a picture prior to the May 23 game against Round Rock. Left to right: Isotopes Hitting Coach Jordan Pacheco, Austin House, Rangers' catcher Mitch Garver and Brian Cavazos-Galvez.

The Isotopes offense was once again one of the best in the PCL, slashing .280/.366/.464 with 192 homers, 286 doubles and 1,469 hits. Albuquerque also swiped 173 bases—the second-most in franchise history with 132 of those stolen bases coming in the second half, which paced the circuit. The Isotopes established another team-record when they swiped a bag in 10-straight contests (Sept. 8-19). Additionally, the club scored 959 runs, the most in team history.

On July 30, Albuquerque and Sacramento engaged in one of the most scintillating battles in RGCU Field's history. An 11-run River Cats fifth—the most runs allowed in an inning by the Isotopes—gave Sacramento a commanding lead, which turned into a 16-11 advantage heading to the bottom of the ninth. Albuquerque, however, erupted for six runs to pull out a 17-16 victory, highlighted by a two-run single from Cole Tucker and game-ending knock by Jimmy Herron.

There was also much local flair at Rio Grande Credit Union Field in 2023 from visiting PCL clubs. Chase Silseth, Mitch Garver (pictured above), Quincy Hamilton, Luis Gonzalez and Ken Giles each played against the Isotopes in the Duke City, all of whom are either Albuquerque or New Mexico natives, or played collegiately at the University of New Mexico.

The Isotopes also saw their second-straight Albuquerque Pro Baseball Hall of Fame ceremony as John Ely, a dominant right-hander pitcher with the Isotopes from 2010-12, and Gary Herron, longtime official scorekeeper and New Mexico baseball historian, were inducted July 15.



Brenton Doyle celebrates after hitting a home run April 18 vs. Oklahoma City.



2023 FINAL STATISTICS

BATTERS		AVG	G	AB	R	H	2B	3B	HR	RBI	TB	BB	IBB	K	SB	CS	OBP	SLG	OPS	SF	SAC	HBP	E
Alfaro, Jorge	357	3	14	2	5	0	0	1	3	8	0	0	5	0	0	0	357	571	928	0	0	0	0
Bernard, Winton	329	66	277	56	91	17	1	8	34	134	26	0	51	26	4	388	484	872	2	0	2	4	
*Blackmon, Charlie	300	2	10	2	3	2	0	0	1	5	1	0	1	0	0	300	500	800	0	0	0	1	
Blackmon, Trevor	238	42	151	24	36	7	6	4	25	67	18	0	71	1	1	326	444	770	3	0	3	3	
Bouchard, Sean	222	16	54	11	12	2	0	1	6	17	17	0	14	5	0	408	315	723	0	0	0	0	
Bryant, Kris	250	1	4	1	1	0	0	0	0	1	1	0	2	0	0	400	250	650	0	0	0	0	
Carreras, Julio	255	16	51	8	13	3	0	1	7	19	10	0	14	1	2	371	373	744	1	0	0	0	
*Carreras, Daniel	319	42	141	22	45	10	4	29	67	20	46	0	9	401	475	876	4	0	2	1	0	0	
Cordova, Jose	200	2	5	0	1	1	0	0	2	2	0	0	1	0	0	200	400	600	0	0	2	0	
Cordova, Kyle	222	9	27	5	6	0	2	0	4	10	4	0	14	0	1	313	370	683	1	0	0	0	
Daza, Yonathan	305	39	164	22	50	10	1	2	19	68	9	0	24	4	3	350	415	765	3	1	4	1	
Doyle, Brenton	306	12	49	12	15	1	0	5	8	31	8	0	19	1	0	404	633	1037	0	0	0	0	
Fulford, Braxton	500	3	8	3	4	2	0	1	4	9	2	0	2	0	0	600	1125	1725	0	0	0	0	
Goodman, Hunter	371	15	62	15	23	6	0	9	33	56	4	0	17	0	1	418	903	1321	0	0	1	1	
Serven, Grayson	186	20	70	10	13	4	0	1	8	20	6	0	32	0	1	269	286	555	0	1	2	1	
*Hannah, Jameson	267	18	60	8	16	1	0	0	11	17	8	0	11	4	1	348	283	631	1	1	0	0	
Herron, Jimmy	296	128	456	106	135	27	4	19	83	227	69	1	103	33	5	395	498	893	5	0	9	2	
*Jones, Nolan	356	39	149	38	53	13	2	12	42	106	33	0	43	5	0	481	711	1192	1	0	4	3	
Kaiser, Connor	238	90	307	64	73	14	5	9	39	124	52	0	96	16	3	353	404	757	1	0	3	6	
MacIver, Willie	252	49	163	32	41	10	2	3	24	64	32	0	56	10	4	383	393	776	2	0	4	6	
*Montano, Daniel	237	75	270	39	64	13	7	8	46	115	46	9	91	2	0	350	426	776	2	0	2	2	
Montano, Elehirus	359	35	142	32	51	6	0	15	48	102	14	0	28	0	1	411	718	1129	5	0	2	0	
Montes, Coco	317	107	436	96	138	26	5	22	89	240	59	0	130	11	6	400	550	950	6	0	6	9	
Morales, Jonathan	258	93	357	44	92	17	1	14	61	153	33	0	55	1	0	317	429	746	6	0	1	3	
*Quinn, Roman	219	23	73	9	16	5	2	15	29	10	0	31	9	1	326	397	723	1	2	2	1		
Rodgers, Brendan	350	5	20	3	7	2	0	1	1	12	1	0	2	0	0	381	600	981	0	0	0	0	
*Romo, Drew	353	4	17	2	6	1	1	0	3	9	0	0	4	0	0	389	529	918	0	0	1	1	
Schunk, Aaron	290	116	458	71	133	24	6	14	77	211	44	2	122	12	7	350	461	811	5	0	1	15	
Serven, Brian	199	38	151	14	30	5	0	5	20	50	8	0	5	0	0	241	331	572	2	0	1	2	
Stovall, Hunter	278	106	385	72	107	18	4	8	51	157	39	0	62	15	6	347	408	755	3	0	3	3	
*Toglia, Michael	256	78	308	57	79	15	2	16	64	146	53	0	82	3	1	368	474	842	3	0	3	3	
Torrealba, Yorvis	259	20	58	7	15	2	0	1	8	20	4	0	13	2	1	328	345	673	0	0	2	0	
Trejo, Alan	370	12	46	9	17	4	1	1	4	26	7	0	12	4	1	463	565	1028	0	0	1	3	
*Tucker, Cole	280	70	268	57	75	17	5	5	35	109	49	0	67	7	4	328	345	673	2	1	1	3	
TOTALS	280	150	5244	959	1469	286	52	192	907	2435	689	5	1378	173	54	366	464	830	59	8	60	94	

PITCHERS		W-L	ERA	G	GS	CG	SHO	SV	SVO	IP	H	R	ER	HR	HB	BB	IBB	K	BK	WP	DP	WHIP	AVG
*Abad, Fernando	3-2	3.86	26	0	0	0	3	4	30.1	23	13	13	4	0	3	0	32	1	0	2	0.86	205	
Adams, Chance	2-0	3.86	31	0	0	0	1	4	32.2	35	15	14	4	2	10	0	21	1	0	3	1.38	276	
*Allen, Logan	1-0	7.20	24	0	0	0	0	0	45.0	66	41	36	8	1	28	0	50	0	1	6	2.09	338	
Anderson, Chase	0-0	4.76	2	2	0	0	0	0	5.2	7	3	3	1	0	5	2	0	0	0	1	2.12	350	
Bard, Daniel	0-0	0.00	1	0	0	0	0	0	1.0	1	0	0	0	0	0	0	3	0	0	0	1.00	290	
*Blach, Ty	3-1	4.40	11	5	0	0	0	0	30.2	36	15	15	2	0	8	0	27	0	0	4	1.43	290	
*Braymer, Ben	1-7	9.75	16	15	0	0	0	1	60.0	91	75	65	17	4	33	0	42	2	5	2	2.07	342	
*Brihi, Justin	1-1	5.59	9	1	0	0	0	1	9.2	7	6	6	1	1	4	0	10	0	0	1	1.14	206	
Calvo, Blair	2-3	7.43	24	0	0	0	0	3	6.3	23.9	22	19	3	5	10	0	32	0	5	1	1.70	299	
Carasiti, Matt	2-1	3.33	25	0	0	0	2	2	27.0	28	10	10	1	1	12	0	26	0	2	3	1.48	269	
Cessa, Luis	0-2	8.44	6	6	0	0	0	0	21.1	30	20	20	5	0	10	0	19	0	0	0	1.88	333	
Crisswell, Jeff	5-10	7.51	29	26	0	0	0	0	121.0	140	105	101	32	5	71	2	135	0	8	6	1.74	286	
Darnell, Dugan	2-0	6.04	18	0	0	0	2	25.1	31	18	17	7	2	9	1	24	0	0	2	1.58	287		
Davis, Noah	1-4	4.50	14	14	0	0	0	0	60.0	52	34	30	7	12	35	0	45	0	3	9	1.45	242	
Doyle, Tommy	4-4	3.41	33	0	0	0	0	8	10	37.0	29	18	14	5	1	18	2	41	1	3	2	1.27	213
Feltner, Ryan	0-1	2.45	2	2	0	0	0	0	7.1	6	2	2	1	0	4	0	6	0	0	1	1.36	231	
Flexen, Chris	1-0	0.96	2	2	0	0	0	0	9.1	5	1	1	1	0	5	11	0	0	0	0	1.07	156	
Gaddis, Will	0-0	12.66	14	0	0	0	0	1	21.1	43	33	30	6	6	23	0	8	0	2	6	3.09	434	
Gordon, Tanner	1-1	4.31	6	6	0	0	0	0	31.1	34	17	15	4	4	10	0	34	0	0	0	1.40	264	
Hollowell, Gavin	0-0	3.47	19	0	0	0	2	2	23.1	23	9	9	2	1	10	0	27	0	2	1	1.41	250	
Johnston, Kyle	1-0	7.23	13	0	0	0	1	1	18.2	25	17	15	4	4	19	0	14	4	4	4	2.36	342	
Jones, Stephen	2-3	13.79	29	0	0	0	2	5	31.1	56	49	48	7	3	24	0	34	0	1	1	2.55	389	
*Justice, Evan	0-1	6.23	13	0	0	0	1	1	13.0	8	9	9	1	3	12	0	19	2	0	0	1.54	174	
Kauffman, Karl	3-5	6.43	19	19	0	0	0	0	92.1	125	71	66	11	5	42	0	61	1	5	15	1.81	329	
*Kennedy, Nick	2-0	5.65	30	0	0	0	1	3	36.2	40	24	23	2	5	28	0	27	0	4	7	1.85	278	
Kinley, Tyler	0-0	2.08	4	0	0	0	0	0	4.1	3	1	1	0	0	3	0	7	0	1	0	1.38	188	
*Kitchen, Austin	0-0	54.00	2	0	0	0	0	1	1.0	5	6	6	1	1	1	0	0	0	0	0	6.00	625	
Koch, Matt	1-2	7.27	29	1	0	0	2	4	34.2	45	29	28	7	1	11	0	34	0	2	4	1.62	317	
Lambert, Peter	0-2	4.15	7	7	0	0	0	0	21.2	20	12	10	0	1	14	0	21	0	1	2	1.57	244	
Lamet, Dinelson	0-0	0.84	3	3	0	0	0	0	10.2	6	1	1	0	0	1	0	11	0	0	0	2	0.66	171
*Lingos, Eli	4-2	5.01	32	0	0	0	0	3	50.1	53	31	28	8	1	28	0	37	0	1	10	1.61	283	
McGowan, Bryce	0-0	9.00	1	0	0	0	0	0	1.0	2	1	1	0	0	1	0	1	0	1	0	3.00	400	
Mears, Nick	4-1	6.08	24	0	0	0	1	3	23.2	16	18	16	1	1	22	3	39	0	3	2	1.61	193	
Petersen, Michael	1-1	3.68	22	0	0	0	1	2	22.0	23	10	9	2	2	17	0	21	1	2	2	1.82	280	
Print, Riley	3-4	6.12	47	0	0	0	0	3	57.1	43	44	39	3	8	57	0	85	0	14	6	1.74	210	
*Poulin, PJ	3-3	5.44	32	0	0	0	0	1	49.2	58	36	30	10	1	33	1	39	0	1	4	1.83	287	
*Rock, Joe	0-0	10.13	1	1	0	0	0	0	2.2	3	3	3	1	1	2	0	4	0	0	0	1.87	300	
*Rogers, Josh	8-8	8.02	30	13	0	0	0	1	104.1	141	97	93	31	1	42	0	64	4	9	17.5	323		

2023 ALBUQUERQUE DAY-BY-DAY

High-Water Mark: 10-6 (1st half), 12-4 (second half)										Low-Water Mark: 27-49		Farthest from 1st: -24.0		Days in 1st: 20		Largest Lead: +2.0	
DATE	GAME	OPPONENT	SCORE	RESULT	RECORD	POSITION	GB/GA	WINNER	LOSER	SAVE	TIME	ATTENDANCE					
3/31	1	@ RR	9-4	W	1-1	T-1st	-	Poulin (1-0)	King (0-1)	-	3:00	11,217					
4/1	2	@ RR	1-6	L	1-1	2nd	-1.0	Bradford (1-0)	Kaufmann (0-1)	-	2:28	10,047					
4/2	3	@ RR	10-2	W	2-1	T-1st	-	Criswell (1-0)	Dugger (0-1)	-	3:02	6,125					
4/4	4	vs. SL	7-5	W	3-1	T-1st	-	Abad (1-0)	Hernandez (0-1)	Mears (1)	2:35	6,539					
4/5	5	vs. SL	2-4	L	3-2	2nd	-1.0	Valdez (1-0)	Pint (0-1)	Garza (2)	2:15	5,570					
4/6	6	vs. SL	5-6	L	3-3	T-3rd	-2.0	Weiss (1-0)	Abad (1-1)	Warren (1)	2:40	6,103					
4/7	7	vs. SL	2-15	L	3-4	T-5th	-3.0	Silseth (2-0)	Criswell (1-1)	-	2:56	3,708					
4/8	8	vs. SL	9-6	W	4-4	T-4th	-2.0	Carasiti (1-0)	Webb (0-2)	Calvo (1)	3:02	7,112					
4/9	9	vs. SL	11-10	W	5-4	T-3rd	-2.0	Koch (1-0)	Valdez (1)	Abad (1)	2:57	4,355					
4/11	10	@ ELP	13-12	W	6-4	T-3rd	-2.0	Mears (1-0)	Felipe (0-1)	Calvo (2)	3:27	7,057					
4/12	11	@ ELP	7-2	W	7-4	2nd	-1.0	Kaufmann (1-1)	Avila (1-1)	-	2:33	9,014					
4/13	12	@ ELP	6-19	L	7-5	4th	-2.0	Groome (1-1)	Criswell (1-2)	-	2:35	7,875					
4/14	13	@ ELP	8-3	W	8-5	T-3rd	-2.0	Rogers (1-0)	A. Sanchez (0-1)	-	2:34	8,615					
4/15	14	@ ELP	5-8	L	8-6	T-3rd	-3.0	Theran (2-1)	Valdez (0-1)	-	2:45	9,639					
4/16	15	@ ELP	10-3	W	9-6	3rd	-2.0	Allen (1-0)	Walton (0-2)	-	2:50	7,394					
4/18	16	vs. OKC	13-10	W	10-6	3rd	-1.0	Kaufmann (2-1)	Andriese (0-2)	Abad (2)	2:36	3,879					
4/19	17	vs. OKC	12-15	L	10-7	3rd	-2.0	Scott (1-1)	Criswell (0-3)	Suero (3)	3:30	4,266					
4/20	18	vs. OKC	8-9	L	10-8	3rd	-3.0	Cuevas (1-1)	Lambert (0-1)	Kolerek (1)	2:38	5,709					
4/21	19	vs. OKC	4-3	W	11-8	3rd	-2.0	Abad (2-1)	Washington (1-1)	-	2:44	8,212					
4/22	20	vs. OKC	2-3	L	11-9	3rd	-3.0	Hagenman (1-0)	Jones (0-1)	Suero (4)	2:26	11,269					
4/23	21	vs. OKC	1-11	L	11-10	4th	-4.0	Andriese (1-2)	Kaufmann (2-2)	-	2:34	7,857					
4/25	22	@ RR	3-4 (11)	L	11-11	4th	-5.0	Jacobson (2-0)	Mears (1-1)	-	3:32	3,223					
4/26	23	@ RR	2-8	L	11-12	5th	-5.5	Bradford (5-0)	Lambert (0-2)	-	2:27	3,340					
4/27	24	@ RR	8-3	W	12-12	5th	-6.0	Jones (1-1)	Cody (0-2)	-	2:58	5,053					
4/28	25	@ RR	5-6 (11)	L	12-13	T-5th	-6.5	Barlow (2-0)	Lingos (0-1)	-	3:35	5,076					
4/29	26	@ RR	8-9	L	12-14	6th	-7.5	Anderson (1-0)	Jones (1-2)	-	3:06	7,177					
4/30	27	@ RR	8-13	L	12-15	6th	-8.0	Letz (1-0)	Senzala (0-1)	-	3:14	5,357					
MARCH/APRIL STANDINGS: 12-15, .274 AVG, 43 HR, 6.80 ERA										TOTAL HOME ATTENDANCE: 7,709							
5/2	28	vs. SUG	3-14	L	12-16	6th	-9.0	Ruppenthal (1-0)	Rogers (1-1)	-	2:59	7,001					
5/3	29	vs. SUG	22-4	W	13-16	6th	-8.0	Valdez (1-1)	Dubin (0-1)	-	2:41	6,622					
5/4	30	vs. SUG	13-16	L	13-17	6th	-9.0	Kaufmann (2-0)	Kaufmann (2-3)	Record (1)	3:17	8,921					
5/5	31	vs. SUG	8-9	L	13-18	6th	-9.0	Cobos (0-1)	Calvo (0-1)	Record (2)	3:05	15,817					
5/6	32	vs. SUG	10-9	W	14-18	T-6th	-8.0	Doyle (1-0)	Record (0-1)	-	3:11	10,314					
5/7	33	vs. SUG	8-24	L	14-19	6th	-8.0	Endersby (2-4)	Rogers (1-2)	-	3:11	4,395					
5/9	34	@ LV	9-6	W	15-19	T-6th	-8.0	Valdez (2-1)	Martinez (0-1)	-	3:00	5,705					
5/10	35	@ LV	3-5	L	15-20	T-6th	-9.0	Acton (5-1)	Koch (1-1)	Acevedo (1)	2:27	4,740					
5/11	36	@ LV	0-6	L	15-21	6th	-10.0	Wieland (2-2)	Criswell (1-4)	-	2:05	7,596					
5/12	37	@ LV	8-4	W	16-21	T-6th	-10.0	Calvo (1-0)	Martinez (0-2)	-	2:50	8,850					
5/13	38	@ LV	6-7	L	16-22	T-7th	-11.0	Acevedo (1-0)	Carasiti (1-1)	-	2:44	8,896					
5/14	39	@ LV	10-15	L	16-23	T-8th	-12.0	Oller (1-0)	Valdez (2-2)	-	3:01	5,537					
5/16	40	vs. TAC	17-8	W	17-23	T-6th	-12.0	Doyle (2-0)	McCaughan (2-2)	-	2:38	6,692					
5/17	41	vs. TAC	2-3	L	17-24	T-6th	-13.0	Davis (1-2)	Poulin (1-1)	Festa (6)	2:17	6,363					
5/18	42	vs. TAC	5-2	W	18-24	T-7th	-13.0	Blach (1-0)	Wilson (3-1)	Calvo (3)	2:25	3,139					
5/20 (1)	43	vs. TAC	6-1 (7)	W	19-24	T-6th	-13.0	Valdez (3-2)	Wade (0-1)	-	1:40	-					
5/20 (2)	44	vs. TAC	3-6 (7)	L	19-25	T-6th	-13.0	Williams (1-0)	Rogers (1-3)	Festa (7)	1:58	11,286					
5/21	45	vs. TAC	4-6	L	19-26	T-6th	-14.0	Ryan (2-1)	Calvo (1-2)	Festa (8)	2:43	4,339					
5/23	46	vs. RR	13-4	W	20-26	T-6th	-14.0	Criswell (2-4)	Cody (0-4)	-	2:42	6,755					
5/24	47	vs. RR	10-6	W	21-26	T-6th	-14.0	Doyle (3-0)	Heard (1)	-	2:47	6,616					
5/25	48	vs. RR	6-18	L	21-27	T-6th	-14.0	Lee (2-0)	Valdez (1-3)	-	3:35	7,344					
5/26	49	vs. RR	5-2	W	22-27	T-6th	-14.0	Lingos (1-0)	Dye (0-1)	Koch (1)	2:20	4,677					
5/27	50	vs. RR	12-14	L	22-28	T-6th	-14.0	Jacobson (3-0)	Rogers (1-4)	Anderson (1)	3:02	5,808					
5/28	51	vs. RR	8-11	L	22-29	T-7th	-15.0	Church (1-0)	Pint (0-2)	Lee (2)	2:55	5,506					
5/30	52	@ SL	9-11	L	22-30	8th	-16.0	Valdez (3-1)	Criswell (2-5)	Wantz (1)	2:50	6,294					
5/31	53	@ SL	1-6	L	22-31	8th	-16.0	Lee (1-2)	Pint (0-3)	-	2:24	3,350					
MAY STANDINGS: 10-16, .320 AVG, 47 HR, 6.15 ERA										TOTAL HOME ATTENDANCE: 121,684 (186,393 OVERALL)							
6/1	54	@ SL	6-7 (10)	L	22-32	9th	-17.0	Smith (2-2)	Doyle (1-1)	-	2:49	3,550					
6/2	55	@ SL	3-6	L	22-33	9th	-18.0	Rosenberg (3-3)	Rollson (0-1)	Reyes (1)	2:34	4,213					
6/3	56	@ SL	1-4	L	22-34	9th	-18.0	Kalish (3-5)	Kaufmann (2-4)	-	2:21	5,490					
6/4	57	@ SL	7-1	W	23-24	9th	-18.0	Braymer (1-0)	Swanda (0-1)	-	2:36	3,872					
6/6	58	vs. SUG	11-7	W	24-34	T-8th	-17.0	Calvo (2-2)	Dubin (0-2)	-	2:47	6,947					
6/7	59	vs. SUG	4-5	L	24-35	8th	-18.0	Brown (1-1)	Cessa (0-1)	Record (7)	2:24	7,136					
6/8	60	vs. SUG	3-6	L	24-36	9th	-18.0	Solis (1-1)	Criswell (2-6)	Hansen (2)	2:14	8,135					
6/9	61	vs. SUG	8-10	L	24-37	10th	-19.0	Ruppenthal (4-0)	Calvo (2-3)	Record (8)	2:52	5,696					
6/10	62	vs. SUG	3-9	L	24-38	10th	-20.0	Endersby (3-4)	Braymer (1-1)	-	2:54	6,884					
6/11	63	vs. SUG	6-7	L	24-39	10th	-21.0	Alligever (2-1)	Davis (0-1)	Record (9)	2:39	4,551					
6/13	64	@ TAC	2-3	L	24-40	10th	-22.0	Blackwood (2-2)	Koch (1-1)	Festa (11)	2:09	5,599					
6/14	65	@ TAC	9-5	W	25-40	10th	-21.0	Blach (2-0)	Walden (2-1)	-	3:04	3,820					
6/15	66	@ TAC	10-8 (12)	W	26-40	10th	-20.5	Pint (1-3)	Blackwood (2-3)	Koch (2)	3:38	4,160					
6/16	67	@ TAC	3-4 (10)	L	26-41	10th	-20.5	Castillo (3-0)	Doyle (3-2)	-	2:46	6,902					
6/17	68	@ TAC	5-8	L	26-42	10th	-21.5	Ryan (3-2)	Davis (2-2)	O'Brien (4)	2:22	6,491					
6/18	69	@ TAC	9-5	W	27-42	10th	-20.5	Blach (3-0)	Castillo (3-1)	-	2:45	6,381					
6/20	70	@ REN	2-10	L	27-43	10th	-21.5	Walston (6-4)	Criswell (2-7)	-	3:09	4,384					
6/21	71	@ REN	6-8	L	27-44	10th	-22.5	Ginkel (1-0)	Rogers (1-5)	Martinez (5)	2:43	4,645					
6/22	72	@ REN	6-14	L	27-45	10th	-23.0	Jarvis (3-4)	Braymer (1-2)	-	2:52	3,455					
6/23	73	@ REN	3-14	L	27-46	10th	-23.0	Piklington (2-2)	Blach (3-1)	-	2:38	7,484					
6/24	74	@ REN	1-6	L	27-47	10th	-24.0	Pfaadt (5-1)	Cessa (0-2)	-	2:36	7,005					
6/25	75	@ REN	3-8	L	27-48	10th	-24.0	Nogosek (1-0)	Pint (1-4)	-	2:44	5,123					
END OF FIRST HALF																	

Organization
2024 Isotopes
2023 in Review
Colorado Rockies
Opponents
Isotopes Records
Copa
ABQ Pro Baseball
History
Media Information



Organization
2024 Isotopes
2023 In Review
Colorado Rockies
Opponents
Isotopes Records
Copa
ABQ Pro Baseball
History
Media Information

2023 DAY-BY-DAY

2023 ALBUQUERQUE DAY-BY-DAY (cont'd)

DATE	GAME	OPPONENT	SCORE	RESULT	RECORD	POSITION	GB/GA	WINNER	LOSER	SAVE	TIME	ATTENDANCE
6/28	76	vs. ELP	8-11	L	27-49 (0-1)	T-5th	-1.0	Espinosa (4-2)	Braymer (1-3)	-	2:43	9,277
6/29	77	vs. ELP	4-2	W	28-49 (1-1)	T-1st	-	Valdez (4-3)	Watson (0-1)	Abad (3)	2:11	5,429
6/30	78	vs. ELP	4-3	W	29-49 (2-1)	T-1st	-	Doyle (4-2)	Sanchez (1-4)	-	2:29	8,321
JUNE STANDINGS: 7-18, .265 AVG, 29 HR, 8.03 ERA TOTAL HOME ATTENDANCE: 23,830 (253,953 OVERALL)												
7/1	79	vs. ELP	7-3	W	30-49 (3-1)	T-1st	-	Criswell (3-7)	Wethers (0-2)	-	2:30	14,591
7/2	80	vs. ELP	20-2	W	31-49 (4-1)	T-1st	-	Valdez (5-3)	Koenig (2-3)	-	2:39	8,438
7/3	81	vs. ELP	11-10	W	32-49 (5-1)	T-1st	-	Kennedy (1-0)	Lugo (2-3)	Doyle (1)	3:15	11,601
7/4	82	@ OKC	4-7	L	32-50 (5-2)	2nd	-1.0	Hagenman (4-0)	Rogers (1-6)	Suero (9)	2:39	9,769
7/5	83	@ OKC	5-4	W	33-50 (6-2)	T-1st	-	Johnston (1-0)	Bruhl (4-1)	Doyle (2)	2:51	3,590
7/6	84	@ OKC	9-7	W	34-50 (7-2)	1st	+1.0	Darnell (1-0)	Bruhl (4-2)	-	3:17	4,078
7/7	85	@ OKC	10-1	W	35-50 (8-2)	1st	+2.0	Lingos (2-1)	Andriess (6-5)	-	2:52	6,879
7/8	86	@ OKC	4-2	W	36-50 (9-2)	1st	+2.0	Poulin (2-1)	Nelson (0-1)	Doyle (3)	2:31	10,348
7/9	87	@ OKC	7-3	W	37-51 (10-3)	T-1st	-1.0	Stone (3-4)	Wethers (0-2)	Hagenman (1)	2:16	4,654
7/14	88	vs. SL	9-2	W	37-51 (10-3)	1st	+1.0	Pint (2-4)	Valdez (4-3)	-	2:23	5,282
7/15	89	vs. SL	2-4	L	37-52 (10-4)	T-1st	-	Liedo (3-3)	Kaufmann (2-5)	Wentz (4)	2:35	8,392
7/16	90	vs. SL	9-3	W	38-52 (11-4)	T-1st	-	Rogers (2-6)	Rosenberg (7-5)	-	2:46	5,244
7/18	91	@ SUG	8-3	W	39-52 (12-4)	T-1st	+1.0	Lingos (3-1)	Tamarez (0-5)	Kennedy (1)	3:02	2,827
7/19	92	@ SUG	2-8	L	39-53 (12-5)	T-1st	-	McGowin (3-5)	Poulin (2-2)	-	2:44	4,546
7/20	93	@ SUG	3-11	L	39-54 (12-6)	T-1st	-	Watkins (1-2)	Valdez (5-4)	Hansen (3)	2:44	3,116
7/21	94	@ SUG	3-7	L	39-55 (12-7)	2nd	-1.0	Enderby (4-4)	Poulin (2-3)	-	2:21	4,442
7/22	95	@ SUG	5-7	L	39-56 (13-8)	T-2nd	-2.0	Paredes (2-2)	Doyle (3-2)	-	3:21	5,737
7/23	96	@ SUG	6-1	W	40-56 (13-8)	T-2nd	-1.0	Flexen (1-0)	Arrighetti (0-2)	-	2:44	3,306
7/25	97	vs. SAC	9-6	W	41-56 (14-8)	T-1st	-	Darnell (2-0)	Rodriguez (0-1)	Doyle (4)	2:47	8,821
7/26	98	vs. SAC	1-8	L	41-57 (14-9)	T-2nd	-1.0	Hjelle (2-4)	Valdez (5-5)	-	2:30	7,639
7/27	99	vs. SAC	4-3	W	42-57 (15-9)	2nd	-1.0	Rogers (3-6)	Teng (2-2)	Doyle (5)	2:17	5,645
7/28	100	vs. SAC	4-15	L	42-58 (15-10)	2nd	-2.0	Beck (3-1)	Criswell (3-8)	-	2:57	5,109
7/29	101	vs. SAC	10-9	W	43-58 (16-10)	2nd	-1.0	Petersen (1-0)	Adon (1-5)	-	2:52	9,515
7/30	102	vs. SAC	17-16	W	44-58 (17-10)	2nd	-1.0	Abad (3-1)	Adon (1-6)	-	3:21	4,501
JULY STANDINGS: 15-9, .322 AVG, 30 HR, 5.63 ERA TOTAL HOME ATTENDANCE: 5,172 (633,537 OVERALL)												
8/1	103	vs. LV	4-8	L	44-59 (17-11)	T-2nd	-1.0	Ruiz (2-1)	Valdez (5-6)	-	2:43	7,139
8/2	104	vs. LV	19-6	W	45-59 (18-11)	2nd	-1.0	Rogers (4-6)	Martinez (0-7)	-	2:44	6,935
8/3	105	vs. LV	5-9	L	45-60 (18-12)	T-2nd	-2.0	Godley (2-0)	Criswell (3-9)	-	2:46	7,197
8/4	106	vs. LV	10-5	W	46-60 (19-12)	2nd	-2.0	Kaufmann (3-5)	Ruiz (2-2)	-	3:10	5,631
8/5	107	vs. LV	3-7	L	46-61 (19-13)	T-2nd	-2.0	Pérez (4-1)	Braymer (1-4)	-	2:35	9,570
8/6	108	vs. LV	7-8	L	46-62 (19-14)	T-3rd	-2.0	Scott (4-0)	Petersen (1-1)	Smith (4)	2:49	3,942
8/8	109	@ RR	5-10	L	46-63 (19-15)	4th	-2.0	Cody (1-4)	Rogers (4-7)	-	2:34	4,013
8/9	110	@ RR	6-10	L	46-64 (19-16)	4th	-3.0	Rodriguez (2-0)	Lingos (3-2)	-	2:35	4,448
8/10	111	@ RR	1-15	L	46-65 (19-17)	T-4th	-3.0	Dugger (6-0)	Braymer (1-5)	-	2:54	5,432
8/11	112	@ RR	1-2	L	46-66 (19-18)	T-5th	-4.0	Winn (6-6)	Valdez (5-7)	Latz (4)	2:23	6,095
8/12	113	@ RR	7-10	L	46-67 (19-19)	6th	-4.0	Cody (2-4)	Abad (3-2)	Speas (1)	2:48	5,055
8/13	114	@ RR	6-9	L	46-68 (19-20)	T-6th	-5.0	Kennedy (1-0)	Justice (0-1)	Latz (5)	2:49	4,191
8/15	115	vs. ELP	8-1	W	47-68 (20-20)	6th	-5.0	Criswell (4-9)	Morojón (1-1)	Petersen (1)	2:28	8,590
8/16	116	vs. ELP	7-20	L	47-69 (20-21)	T-6th	-5.0	Hernandez (2-0)	Braymer (1-6)	-	3:09	6,991
8/17	117	vs. ELP	9-5	W	48-69 (21-21)	5th	-5.0	Pint (3-4)	Watson (0-3)	-	2:46	4,389
8/18	118	vs. ELP	5-7	L	48-70 (21-22)	6th	-6.0	Morojón (2-1)	Rogers (4-8)	Kerr (9)	2:59	5,409
8/19	119	vs. ELP	5-3	W	49-70 (22-22)	6th	-5.0	Adams (1-0)	Reynolds (0-1)	-	2:35	8,022
8/20	120	vs. ELP	7-1	W	50-70 (23-22)	6th	-5.0	Criswell (5-9)	Leasher (1-1)	-	2:30	4,772
8/22	121	@ OKC	9-6	W	51-70 (24-22)	T-5th	-5.0	Mears (2-1)	Cyr (2-2)	Hollowell (1)	2:47	3,910
8/23	122	@ OKC	8-7	W	52-70 (25-22)	T-4th	-5.0	Vodnik (1-0)	Suero (5-3)	-	3:11	3,112
8/24	123	@ OKC	6-3	W	53-70 (26-22)	T-4th	-4.0	Rogers (5-8)	Reed (1-1)	Jones (1)	2:54	5,560
8/25	124	@ OKC	9-8	W	54-70 (27-22)	T-4th	-4.0	Mears (3-1)	Gambao (2-2)	Hollowell (2)	2:53	6,257
8/26	125	@ OKC	8-2	W	55-70 (28-22)	4th	-4.0	Poulin (3-3)	Sheehan (0-1)	-	3:08	6,615
8/27	126	@ OKC	0-14	L	55-71 (28-23)	4th	-5.0	Frasso (1-0)	Seabold (1-1)	-	2:34	5,019
8/29	127	@ SAC	5-0	W	56-71 (29-23)	4th	-5.0	Mears (4-1)	Black (1-3)	-	2:52	4,403
8/30	128	@ SAC	2-6	L	56-72 (29-24)	T-4th	-5.0	Brebba (1-0)	Bruhl (0-1)	-	2:44	3,553
8/31	129	@ SAC	2-0	W	57-72 (30-24)	4th	-4.0	Kennedy (2-0)	Sanchez (0-2)	Carasiti (1)	2:50	4,060
AUGUST STANDINGS: 13-14, .260 AVG, 30 HR, 6.70 ERA TOTAL HOME ATTENDANCE: 78,587 (432,124 OVERALL)												
9/1	130	@ SAC	2-3	L	57-73 (30-25)	T-4th	-5.0	Yajure (1-4)	Criswell (5-10)	Miller (9)	3:00	6,179
9/2	131	@ SAC	3-6	L	57-74 (30-26)	T-4th	-5.0	Sanchez (1-2)	Vodnik (1-1)	-	3:03	7,510
9/3	132	@ SAC	8-5 (10)	W	58-74 (31-26)	T-4th	-4.0	Carasiti (2-1)	Swiney (0-2)	-	2:58	5,156
9/5	133	vs. REN	6-7	L	58-75 (31-27)	5th	-4.0	Ferguson (3-2)	Gordon (0-1)	Pope (1)	2:50	7,229
9/6	134	vs. REN	5-7	L	58-76 (31-28)	5th	-4.0	Green (5-1)	Davis (0-4)	Pope (2)	2:44	7,149
9/7	135	vs. REN	5-8	L	58-77 (31-29)	6th	-5.0	Crisnatt (2-2)	Feltrer (0-1)	Ruiz (1)	2:33	7,713
9/8	136	vs. REN	9-6	W	59-77 (32-29)	T-4th	-4.0	Seabold (1-1)	Ceccconi (4-9)	-	2:55	8,010
9/9	137	vs. REN	14-7	W	60-77 (33-29)	T-4th	-4.0	Rogers (6-8)	Solomon (6-6)	-	2:46	4,354
9/10	138	vs. REN	6-8	L	60-78 (33-30)	6th	-5.0	Ferguson (4-2)	Jones (1-3)	Pope (3)	2:42	5,209
9/12	139	@ ELP	6-3	W	61-78 (34-30)	5th	-4.0	Adams (2-0)	Leasher (2-2)	Carasiti (2)	2:40	5,418
9/13	140	@ ELP	4-2	W	62-78 (35-30)	T-5th	-3.5	Davis (1-4)	Espinosa (7-8)	Doyle (6)	2:26	6,295
9/14	141	@ ELP	9-8	W	63-78 (36-30)	T-4th	-4.0	Bruhl (6-3)	Tapia (1-4)	Jones (2)	3:41	6,324
9/15	142	@ ELP	3-5	L	63-79 (36-31)	T-4th	-4.0	Brooks (4-3)	Seabold (1-2)	Koenig (4)	2:44	7,463
9/16	143	@ ELP	6-4	W	64-79 (37-31)	T-4th	-3.0	Rogers (7-8)	Olta (1-3)	Doyle (7)	2:42	8,504
9/17	144	@ ELP	11-8 (10)	W	65-79 (38-31)	T-4th	-3.0	Lingos (4-2)	Tapia (1-5)	-	3:25	6,548
9/19	145	vs. OKC	4-8	L	65-80 (38-32)	T-5th	-3.0	Suero (6-3)	Doyle (4-4)	-	2:43	9,417
9/20	146	vs. OKC	8-13	L	65-81 (38-33)	6th	-3.0	Miller (2-0)	Braymer (1-7)	-	2:57	10,420
9/21	147	vs. OKC	5-8	L	65-82 (38-34)	6th	-4.0	Nelson (1-1)	Kitchen (0-1)	Suero (17)	2:47	5,108
9/22	148	vs. OKC	7-0	W	66-82 (39-34)	6th	-4.0	Gordon (1-1)	Williams (0-1)	-	2:06	6,814
9/23	149	vs. OKC	6-4	W	67-82 (40-34)	T-3rd	-4.0	Rogers (8-8)	Hudson (5-2)	Doyle (8)	2:45	7,354
9/24	150	vs. OKC	2-1	W	68-82 (41-34)	T-3rd	-4.0	Jones (2-3)	Gambao (2-4)	Adams (1)	1:59	10,820
SEPTEMBER STANDINGS: 11-10, .290 AVG, 13 HR, 5.40 ERA TOTAL HOME ATTENDANCE: 89,397 (521,521 OVERALL)												



2023 ALBUQUERQUE ISOTOPES TRANSACTIONS

NO.	DATE	ADD/DEL	POS	PLAYER	TO	FROM
1.	4/2	DEL	RHP	Gavin Hollowell	IL (retroactive, 4/1)	Albuquerque
2.	4/4	ADD	LHP	Eli Lingos	Albuquerque	Hartford
3.	4/6	DEL	INF	Cole Tucker	IL	Albuquerque
4.	4/6	ADD	OF	Daniel Montano	Albuquerque	Hartford
5.	4/7	DEL	OF	Jameson Hannah	IL	Albuquerque
6.	4/7	DEL	C	Daniel Cope	Albuquerque	ABQ Dev. List
7.	4/8	DEL	LHP	PJ Poulin	IL	Albuquerque
8.	4/8	ADD	RHP	Will Gaddis	Albuquerque	ACL Rockies
9.	4/11	DEL	OF	Brenton Doyle	IL	Albuquerque
10.	4/12	DEL	INF	Aaron Schunk	IL	Albuquerque
11.	4/12	DEL	UTL	Nolan Jones (1)	Colorado	Albuquerque
12.	4/12	ADD	OF	Yorvis Torrealba	Albuquerque	ACL
13.	4/13	ADD	OF	Trevor Boone	Albuquerque	ACL
14.	4/12	ADD	INF	Kyle Datries	Albuquerque	ACL
15.	4/16	ADD	RHP	Daniel Bard	Albuquerque (ML rehab)	Colorado
16.	4/16	ADD	RHP	Tommy Doyle	Albuquerque	ACL
17.	4/16	DEL	RHP	Noah Davis (1)	Colorado	Albuquerque
18.	4/16	ADD	UTL	Nolan Jones	Albuquerque	Colorado
19.	4/18	ADD	OF	Randal Grichuk	Albuquerque (ML rehab)	Colorado
20.	4/18	ADD	OF	Brenton Doyle	Albuquerque	IL
21.	4/18	ADD	INF	Aaron Schunk	Albuquerque	IL
22.	4/18	DEL	RHP	Peter Lambert (1)	Colorado	Albuquerque
23.	4/18	DEL	OF	Yorvis Torrealba	ACL	Albuquerque
24.	4/18	DEL	INF	Trevor Boone	ACL	Albuquerque
25.	4/18	DEL	INF	Hunter Stovall	Inactive List	Albuquerque
26.	4/19	DEL	RHP	Daniel Bard	Colorado	Albuquerque
27.	4/20	ADD	RHP	Peter Lambert	Albuquerque	Colorado
28.	4/21	DEL	RHP	Tommy Doyle	Development List	Albuquerque
29.	4/21	ADD	RHP	Connor Seabold	Albuquerque	Colorado
30.	4/25	DEL	OF	Brenton Doyle (1)	Colorado	Albuquerque
31.	4/25	ADD	INF	Elehuris Montero	Albuquerque	Colorado
32.	4/25	ADD	INF	Hunter Stovall	Albuquerque	Inactive List
33.	4/25	DEL	INF	Kyle Datries	Development List	Albuquerque
34.	4/25	ADD	RHP	Antonio Senzatela	Albuquerque (ML rehab)	Colorado
35.	4/26	DEL	INF	Kyle Datries	Hartford	Albuquerque
36.	4/28	DEL	RHP	Connor Seabold (1)	Colorado	Albuquerque
37.	4/28	ADD	RHP	Tommy Doyle	Albuquerque	Development List
38.	4/29	DEL	OF	Randal Grichuk	Colorado	Albuquerque
39.	4/30	DEL	RHP	Nick Mears (1)	Colorado	Albuquerque
40.	5/2	ADD	LHP	Nick Kennedy	Albuquerque	ACL
41.	5/4	ADD	LHP	Ty Blach	Albuquerque	Colorado
42.	5/4	DEL	RHP	Peter Lambert (2)	Colorado	Albuquerque
43.	5/7	ADD	C	Brian Serven	Albuquerque	Colorado
44.	5/7	DEL	C	Grayson Greiner	Retired	Albuquerque
45.	5/9	ADD	OF	Yonathan Daza	Albuquerque	Colorado
46.	5/9	DEL	C	Daniel Cope	Development List	Albuquerque
47.	5/11	ADD	C	Daniel Cope	Albuquerque	Development List
48.	5/11	DEL	OF	Daniel Montano	IL (5/10)	Albuquerque
49.	5/14	DEL	RHP	Riley Pint	Colorado	Albuquerque
50.	5/15	DEL	LHP	Fernando Abad (1)	Colorado	Albuquerque
51.	5/15	DEL	UTL	Michael Toglia (1)	Colorado	Albuquerque
52.	5/16	ADD	RHP	Dinelson Lamet	Albuquerque (rehab)	Colorado
53.	5/16	DEL	LHP	Nick Kennedy	IL	Albuquerque
54.	5/16	ADD	LHP	PJ Poulin	Albuquerque	IL
55.	5/16	ADD	RHP	Gavin Hollowell	Albuquerque	IL
56.	5/16	ADD	OF	Trevor Boone	Albuquerque	ACL Rockies
57.	5/16	ADD	RHP	Jared Biddy	Albuquerque	Hartford
58.	5/18	DEL	RHP	Jared Biddy	Hartford	Albuquerque
59.	5/18	ADD	RHP	Riley Pint	Albuquerque	Colorado
60.	5/19	DEL	RHP	Karl Kauffmann (1)	Colorado	Albuquerque
61.	5/20	ADD	OF	Yorvis Torrealba	Albuquerque	ACL
62.	5/21	DEL	RHP	Matt Carasiti (1)	Colorado	Albuquerque
63.	5/21	ADD	LHP	Ben Braymer	Albuquerque	Free agent
64.	5/21	DEL	LHP	Eli Lingos	Development List	Albuquerque
65.	5/23	ADD	RHP	Luis Cessa	Albuquerque	Free Agent
66.	5/26	DEL	UTL	Nolan Jones (2)	Colorado	Albuquerque
67.	5/26	ADD	LHP	Eli Lingos	Albuquerque	Development List
68.	5/27	ADD	UTL	Cole Tucker	Albuquerque	IL
69.	5/27	ADD	UTL	Michael Toglia	Albuquerque	Colorado
70.	5/27	DEL	OF	Yorvis Torrealba	Development List	Albuquerque
71.	5/27	DEL	RHP	Stephen Jones	Inactive List	Albuquerque
72.	5/27	ADD	LHP	Ryan Rolison	Albuquerque (ML rehab)	Colorado
73.	5/29	DEL	INF	Elehuris Montero (1)	Colorado	Albuquerque
74.	5/29	ADD	LHP	Ryan Rolison	Albuquerque	Colorado
75.	5/30	DEL	RHP	Blair Calvo (1)	Colorado	Albuquerque
76.	5/30	DEL	RHP	Stephen Jones	Hartford	Albuquerque
77.	5/30	ADD	LHP	Fernando Abad	Albuquerque	Free agent



2023 ALBUQUERQUE ISOTOPES TRANSACTIONS (cont'd)

NO.	DATE	ADD/DEL	POS	PLAYER	TO	FROM
78.	5/30	ADD	OF	Yorvis Torrealba	Albuquerque	Development List
79.	5/30	DEL	UTL	Jonathan Morales	IL	Albuquerque
80.	5/31	ADD	RHP	Noah Davis	Albuquerque (ML rehab)	Colorado
81.	5/31	DEL	C	Brian Serven	IL	Albuquerque
82.	5/31	ADD	C	Jose Cordova	Albuquerque	ACL
83.	6/1	ADD	RHP	Blair Calvo	Albuquerque	Colorado
84.	6/1	DEL	RHP	Will Gaddis	Development List	Albuquerque
85.	6/2	ADD	RHP	Nick Mears	Albuquerque (ML rehab)	Colorado
86.	6/2	ADD	RHP	Karl Kauffmann	Albuquerque	Colorado
87.	6/2	DEL	LHP	Eli Lingos	Development List	Albuquerque
88.	6/4	ADD	RHP	Noah Davis	Albuquerque	Colorado
89.	6/4	DEL	LHP	Ryan Rolison	IL	Albuquerque
90.	6/6	ADD	RHP	Nick Mears	Colorado	Albuquerque
91.	6/6	ADD	RHP	Chance Adams	Albuquerque	Free agent
92.	6/6	ADD	C	Brian Serven	Albuquerque	IL
93.	6/6	DEL	C	Jose Cordova	ACL	Albuquerque
94.	6/6	DEL	RHP	Phillips Valdez	Development List	Albuquerque
95.	6/6	DEL	LHP	PJ Poulin	Development List	Albuquerque
96.	6/6	DEL	RHP	Will Gaddis	Released	Development List
97.	6/10	ADD	C	Jorge Alfaro	Albuquerque	Free Agent
98.	6/10	DEL	C	Brian Serven	Colorado Taxi Squad	Albuquerque
99.	6/11	DEL	INF	Coco Montes (1)	Colorado	Albuquerque
100.	6/11	DEL	C	Brian Serven (1)	Colorado	Albuquerque
101.	6/13	ADD	INF	Alan Trejo	Albuquerque	Colorado
102.	6/14	ADD	C	Jose Cordova	Albuquerque	ACL
103.	6/15	DEL	C	Jorge Alfaro	Colorado	Albuquerque
104.	6/15	DEL	RHP	Blair Calvo	DFA	Albuquerque
105.	6/15	ADD	LHP	PJ Poulin	Albuquerque	Development List
106.	6/16	DEL	C	Jose Cordova	ACL	Albuquerque
107.	6/16	ADD	C	Brian Serven	Albuquerque	Colorado
108.	6/17	DEL	RHP	Gavin Hollowell (1)	Colorado	Albuquerque
109.	6/17	ADD	RHP	Phillips Valdez	Albuquerque	Development List
110.	6/17	DEL	OF	Yorvis Torrealba	Development List	Albuquerque
111.	6/17	ADD	C	Jonathan Morales	Albuquerque	IL
112.	6/18	ADD	OF	Yorvis Torrealba	Albuquerque	Development List
113.	6/20	DEL	INF	Connor Kaiser (1)	Colorado	Albuquerque
114.	6/20	DEL	RHP	Noah Davis (2)	Colorado	Albuquerque
115.	6/21	ADD	RHP	Gavin Hollowell	Albuquerque	Colorado
116.	6/21	DEL	RHP	Karl Kauffmann (2)	Colorado	Albuquerque
117.	6/22	ADD	INF	Connor Kaiser	Albuquerque	Colorado
118.	6/22	DEL	C	Daniel Cope	Injured List	Albuquerque
119.	6/25	DEL	RHP	Nick Mears (2)	Colorado	Albuquerque
120.	6/25	DEL	UTL	Michael Tolia (2)	Colorado	Albuquerque
121.	6/28	ADD	OF	Kris Bryant	Albuquerque (ML rehab)	Colorado
122.	6/28	ADD	UTL	Michael Tolia	Albuquerque	Colorado
123.	6/28	ADD	RHP	Noah Davis	Albuquerque	Colorado
124.	6/28	ADD	RHP	Karl Kauffmann	Albuquerque	Colorado
125.	6/28	DEL	RHP	Matt Koch (1)	Colorado	Albuquerque
126.	6/28	DEL	RHP	Gavin Hollowell (2)	Colorado	Albuquerque
127.	6/28	ADD	LHP	Nick Kennedy	Albuquerque	IL
128.	6/28	DEL	OF	Yonathan Daza	IL	Albuquerque
129.	6/30	DEL	OF	Kris Bryant	Colorado	Albuquerque
130.	6/30	ADD	OF	Wynton Bernard	Albuquerque	IL
131.	6/30	DEL	RHP	Luis Cessa	Albuquerque	Free Agent
132.	6/30	DEL	LHP	Ty Blach	Colorado	Albuquerque
133.	7/1	DEL	LHP	Logan Allen	Released	Albuquerque
134.	7/1	ADD	RHP	Luke Summers	Albuquerque	ACL
135.	7/1	ADD	RHP	Bryce McGowan	Albuquerque	ACL
136.	7/2	DEL	LHP	Fernando Abad (2)	Colorado	Albuquerque
137.	7/2	DEL	INF	Connor Kaiser	DFA	Albuquerque
138.	7/2	ADD	C	Willie MacIver	Albuquerque	ACL
139.	7/2	ADD	RHP	Brett Matthews	Albuquerque	ACL
140.	7/3	ADD	INF	Coco Montes	Albuquerque	Colorado
141.	7/3	DEL	LHP	Eli Lingos	Inactive List	Albuquerque
142.	7/4	ADD	RHP	Peter Lambert	Colorado	Albuquerque
143.	7/4	ADD	RHP	Kyle Johnston	Albuquerque	FA
144.	7/4	ADD	RHP	Dugan Darnell	Albuquerque	Hartford
145.	7/4	ADD	LHP	Evan Justice	Albuquerque	Hartford
146.	7/4	ADD	RHP	Michael Petersen	Albuquerque	Hartford
147.	7/4	DEL	LHP	Ben Braymer	Development List	Albuquerque
148.	7/4	DEL	RHP	Brett Matthews	ACL	Albuquerque
149.	7/4	DEL	RHP	Bryce McGowan	Hartford	Albuquerque
150.	7/4	DEL	RHP	Luke Summers	ACL	Albuquerque
151.	7/4	DEL	INF	Alan Trejo (1)	Colorado	Albuquerque
152.	7/5	ADD	INF	Connor Kaiser	Albuquerque	DFA
153.	7/5	DEL	OF	Yorvis Torrealba	Development List	Albuquerque
154.	7/7	DEL	RHP	Jeff Criswell	Development List	Albuquerque



Organization
 2024 Isotopes
 2023 In Review
 Colorado Rockies
 Opponents
 Isotopes Records
 Copa
 ABQ Pro Baseball
 H
 layers
 44
 5
 17
 8
 74
 Information

2023 ALBUQUERQUE ISOTOPES TRANSACTIONS (cont'd)

NO.	DATE	ADD/DEL	POS	PLAYER	TO	FROM
155.	7/7	ADD	LHP	Eli Lingos	Albuquerque	Inactive List
156.	7/14	DEL	UTL	Michael Toglia (3)	Colorado	Albuquerque
157.	7/14	ADD	INF	Elehuris Montero	Albuquerque	Colorado
158.	7/14	DEL	RHP	Tommy Doyle (1)	Colorado	Albuquerque
159.	7/14	ADD	RHP	Chris Flexen	Albuquerque	Free Agent
160.	7/16	ADD	RHP	Jeff Criswell	Albuquerque	Development List
161.	7/16	ADD	LHP	Brent Suter	Albuquerque (ML rehab)	Colorado
162.	7/16	DEL	OF	Trevor Boone	Development List	Albuquerque
163.	7/18	ADD	LHP	Ben Braymer	Albuquerque	Development List
164.	7/18	DEL	RHP	Noah Davis	Injured List	Albuquerque
165.	7/19	DEL	LHP	Brent Suter	Colorado (ML rehab)	Albuquerque
166.	7/21	DEL	RHP	Peter Lambert	Colorado	Albuquerque
167.	7/22	ADD	RHP	Tommy Doyle	Albuquerque	Colorado
168.	7/25	DEL	RHP	Karl Kauffmann (2)	Colorado	Albuquerque
169.	7/25	ADD	RHP	Tyler Kinley	Albuquerque (ML rehab)	Colorado
170.	7/25	ADD	INF	Brendan Rodgers	Albuquerque (ML rehab)	Colorado
171.	7/25	DEL	LHP	Fernando Abad	Colorado	Albuquerque
172.	7/25	DEL	RHP	Riley Pint	Colorado	Albuquerque
173.	7/25	DEL	INF	Elehuris Montero (2)	Colorado	Albuquerque
174.	7/25	ADD	C	Daniel Cope	Injured List	Albuquerque
175.	7/27	ADD	RHP	Riley Pint	Albuquerque	Colorado
176.	7/28	ADD	RHP	Karl Kauffmann	Albuquerque	Colorado
177.	7/28	DEL	RHP	Tommy Doyle (2)	Colorado	Albuquerque
178.	7/29	DEL	RHP	Chris Flexen (1)	Colorado	Albuquerque
179.	7/31	DEL	INF	Brendan Rodgers	Colorado	Albuquerque
180.	7/31	DEL	INF	Coco Montes (2)	Colorado	Albuquerque
181.	8/1	ADD	OF	Jameson Hannah	Albuquerque	IL
182.	8/1	DEL	C	Brian Serven	IL	Albuquerque
183.	8/1	DEL	RHP	Tyler Kinley	Colorado	Albuquerque
184.	8/1	ADD	RHP	Gavin Hollowell	Albuquerque	Colorado
184.	8/2	ADD	OF	Roman Quinn	Albuquerque	Free Agent
185.	8/4	ADD	LHP	Justin Bruilh	Albuquerque	OKC Dodgers
186.	8/4	DEL	RHP	Kyle Johnston	Development List	Albuquerque
187.	8/5	ADD	OF	Yorvis Torrealba	Albuquerque	Development List
188.	8/5	DEL	INF	Aaron Schunk	Temporary Inactive	Albuquerque
189.	8/7	DEL	UTL	Cole Tucker (1)	Colorado	Albuquerque
190.	8/8	ADD	UTL	Hunter Goodman	Albuquerque	Hartford
191.	8/8	ADD	RHP	Victor Vodnik	Albuquerque	Hartford
192.	8/8	ADD	UTL	Sean Bouchard	Albuquerque (ML rehab)	IL
193.	8/8	ADD	INF	Aaron Schunk	Albuquerque	Temporary Inactive
194.	8/8	ADD	INF	Coco Montes	Albuquerque	Colorado
195.	8/8	DEL	OF	Yorvis Torrealba	Development List	Albuquerque
196	8/8	DEL	C	Daniel Cope	Development List	Albuquerque
197.	8/9	DEL	RHP	Karl Kauffmann (3)	Colorado	Albuquerque
198.	8/11	DEL	LHP	Justin Bruilh (1)	Colorado	Albuquerque
199.	8/12	ADD	OF	Charlie Blackmon	Albuquerque (ML rehab)	Colorado
200.	8/12	ADD	RHP	Tommy Doyle	Albuquerque	Colorado
201.	8/12	ADD	RHP	Connor Seabold	Albuquerque	Colorado
202.	8/12	DEL	RHP	Phillips Valdez	Temporary Inactive	Albuquerque
203.	8/13	ADD	RHP	Noah Davis	Albuquerque	IL
204.	8/13	DEL	RHP	Fernando Abad	Development List	Albuquerque
205.	8/13	ADD	RHP	Nick Mears	Albuquerque (ML rehab)	Colorado
206.	8/14	DEL	OF	Charlie Blackmon	Colorado	Albuquerque
207.	8/14	ADD	UTL	Sean Bouchard	Albuquerque	Colorado
208.	8/15	DEL	OF	Jameson Hannah	Development List	Albuquerque
209.	8/15	DEL	RHP	Phillips Valdez	Released	Albuquerque
210.	8/15	DEL	LHP	Fernando Abad	Released	Albuquerque
211.	8/16	ADD	RHP	Nick Mears	Albuquerque	Colorado
212.	8/16	DEL	LHP	Eli Lingos	Development List	Albuquerque
213.	8/19	ADD	UTL	Cole Tucker	Albuquerque	Colorado
214.	8/20	DEL	RHP	Tommy Doyle (3)	Colorado	Albuquerque
215.	8/22	ADD	RHP	Matt Carasiti	Albuquerque (ML rehab)	Colorado
216.	8/22	ADD	RHP	Stephen Jones	Albuquerque	Hartford
217.	8/22	DEL	OF	Daniel Montano	Development List	Albuquerque
218.	8/22	DEL	OF	Trevor Boone	ACL	Albuquerque
219.	8/22	DEL	OF	Yorvis Torrealba	ACL	Albuquerque
220.	8/23	ADD	RHP	Tanner Gordon	Hartford	Albuquerque
221.	8/23	DEL	LHP	Ben Braymer	Development List	Albuquerque
222.	8/24	ADD	RHP	Chase Anderson	Albuquerque (ML rehab)	Colorado
223.	8/25	DEL	LHP	Evan Juskec (1)	Colorado	Albuquerque
224.	8/25	ADD	RHP	Kyle Johnston	Albuquerque	Development List
225.	8/27	DEL	UTL	Hunter Goodman (1)	Colorado	Albuquerque
226.	8/27	ADD	RHP	Matt Carasiti	Albuquerque	Colorado
227.	8/29	ADD	LHP	Justin Bruilh	Albuquerque	Colorado
228.	8/29	DEL	RHP	Gavin Hollowell	Colorado	Albuquerque
229.	8/30	ADD	RHP	Tyler Kinley	Albuquerque (ML rehab)	Colorado
230.	9/1	DEL	RHP	Tyler Kinley	Colorado	Albuquerque
231.	9/1	DEL	UTL	Sean Bouchard	Colorado	Albuquerque
232.	9/1	DEL	RHP	Dugan Darnell	Development List	Albuquerque
233.	9/1	ADD	RHP	Karl Kauffmann	Albuquerque	Colorado
234.	9/1	ADD	OF	Jameson Hannah	Albuquerque	Development List
235.	9/3	DEL	RHP	Chase Anderson	Colorado	Albuquerque
236.	9/3	ADD	OF	Daniel Montano	Albuquerque	Development List
237.	9/3	DEL	OF	Jameson Hannah	Injured List	Albuquerque
238.	9/4	DEL	RHP	Nick Mears (3)	Colorado	Albuquerque
239.	9/5	DEL	UTL	Cole Tucker	Colorado	Albuquerque
240.	9/5	DEL	INF	Coco Montes	DFA	Albuquerque
241.	9/5	ADD	RHP	Tommy Doyle	Albuquerque	Colorado
242.	9/5	ADD	UTL	Michael Toglia	Albuquerque	Colorado
243.	9/5	ADD	C	Daniel Cope	Albuquerque	Development List
244.	9/6	ADD	INF	Julio Carreras	Albuquerque	Hartford
245.	9/6	DEL	INF	Connor Kaiser	Injured List	Albuquerque
246.	9/7	ADD	RHP	Ryan Feltner	Albuquerque (ML rehab)	Colorado



2023 TRANSACTIONS

2023 ALBUQUERQUE ISOTOPES TRANSACTIONS (cont'd)

NO.	DATE	ADD/DEL	POS	PLAYER	TO	FROM
251.	9/12	ADD	OF	Jameson Hannah	Albuquerque	Injured List
252.	9/12	DEL	LHP	PJ Poulin	Development List	Albuquerque
253.	9/15	ADD	RHP	Dugan Darnell	Albuquerque	Development List
254.	9/15	ADD	UTL	Cole Tucker	Albuquerque	Colorado
255.	9/15	DEL	UTL	Michael Toglia	Injured List	Albuquerque
256.	9/15	DEL	RHP	Kyle Johnston	Injured List	Albuquerque
257.	9/16	ADD	LHP	PJ Poulin	Albuquerque	Development List
258.	9/16	ADD	LHP	Ben Braymer	Albuquerque	Development List
259.	9/16	DEL	RHP	Karl Kauffmann (5)	Colorado	Albuquerque
260.	9/16	DEL	RHP	Matt Caraiti (2)	Colorado	Albuquerque
261.	9/17	DEL	RHP	Noah Davis (3)	Colorado	Albuquerque
262.	9/19	ADD	C	Drew Romo	Albuquerque	Hartford
263.	9/19	ADD	INF	Kyle Datres	Albuquerque	Hartford
264.	9/19	ADD	C	Braxton Fulford	Albuquerque	Hartford
265.	9/19	ADD	RHP	Karl Kauffmann	Albuquerque	Colorado
266.	9/19	DEL	UTL	Jonathan Morales	IL	Albuquerque
267.	9/19	DEL	UTL	Cole Tucker	IL	Albuquerque
268.	9/19	DEL	RHP	Connor Seabold	IL	Albuquerque
269.	9/19	DEL	RHP	Ryan Feltner	Colorado (ML rehab)	Albuquerque
270.	9/19	DEL	OF	Roman Quinn	Released	Albuquerque
271.	9/21	ADD	RHP	Matt Carasiti	Albuquerque	Colorado
272.	9/21	ADD	LHP	Evan Justice	Albuquerque	Colorado
273.	9/21	ADD	LHP	Austin Kitchen	Albuquerque	Hartford
274.	9/21	DEL	RHP	Jeff Criswell	Development List	Albuquerque
275.	9/21	DEL	RHP	Dugan Darnell	Development List	Albuquerque
276.	9/21	DEL	LHP	PJ Poulin	Development List	Albuquerque
277.	9/23	ADD	LHP	Joe Rock	Albuquerque	Hartford
278.	9/23	DEL	RHP	Tanner Gordon	Development List	Albuquerque

***Number in parentheses indicates number of MLB call-ups



PROMOTED TO COLORADO * MLB Debut		
Player	Date	Reason
N. Jones	April 12	G. Marquez to IL
N. Davis	April 16	5th starter
P. Lambert	April 18	C. Seabold to ABQ
B. Doyle*	April 24	E. Montero to ABQ
C. Seabold	April 28	G. Marquez to IL
N. Mears	April 30	N. Davis to IL
P. Lambert	May 4	D. Lamet to IL
R. Pint*	May 14	R Feltner to IL
F. Abad	May 15	N. Mears to IL
M. Toglia	May 15	C.J. Cron to IL
K. Kauffmann*	May 19	G. Marquez to 60-day IL
M. Carasiti	May 21	F. Abad DFA
N. Jones	May 26	M. Toglia to ABQ
E. Montero	May 29	C. Blackmon to BRV. List
B. Calvo*	May 30	K. Kauffmann to ABQ
C. Montes*	June 11	D. Trejo to ABQ
B. Serven	June 11	C. Blackmon to IL
J. Alfaro	June 15	B. Serven to ABQ
G. Hollowell	June 17	D. Lamet DFA
C. Kaiser*	June 19	Tovar to Paternity List
N. Davis	June 20	G. Hollowell to ABQ
K. Kauffmann	June 21	N. Davis to ABQ
M. Toglia	June 25	M. Moustakas Trade to LAA
N. Mears	June 25	K. Kauffmann to ABQ
M. Koch	June 26	M. Toglia to ABQ
G. Hollowell	June 28	N. Mears to IL
T. Blach	June 30	M. Carasiti to IL
F. Abad	July 2	P. Lambert to ABQ
A. Trejo	July 4	C. Montes to ABQ
M. Toglia	July 14	E. Montero to ABQ
T. Doyle	July 14	K. Freeland to IL
P. Lambert	July 21	T. Doyle to ABQ
K. Kauffmann	July 24	P. Johnson trade to ATL
R. Pint	July 25	K. Kauffmann to ABQ
E. Montero	July 25	K. Bryant to IL
T. Doyle	July 28	C. Anderson to IL
C. Flexen	July 29	G. Hollowell to ABQ
C. Montes	July 31	C.J. Cron traded
C. Tucker	Aug. 7	C. Montes to ABQ
K. Kauffmann	Aug. 9	C. Seabold to ABQ
J. Bruihl	Aug. 11	T. Doyle to ABQ
T. Doyle	Aug. 20	T. Kinley to IL
E. Justice	Aug. 25	J. Bruihl DFA
H. Goodman	Aug. 27	J. Profar DFA
G. Hollowell	Aug. 29	K. Kauffmann to ABQ
S. Bouchard	Sept. 1	28 man roster
N. Mears	Sept. 4	T. Doyle
V. Vodnik	Sept. 8	A. Gomber to IL
K. Kauffmann	Sept. 16	P. Lambert to IL
M. Carasiti	Sept. 16	K. Kauffmann to ABQ
N. Davis	Sept. 17	K. Freeland to IL

INJURED LIST		
Player	Dates	Games Missed
G. Hollowell	4/1-5/16	38
C. Tucker	4/6-5/27	43
J. Hannah	4/7-8/1	93
PJ Poulin	4/8-5/16	32
B. Doyle	4/11-4/18	6
A. Schunk	4/12-4/18	5
D. Montano	5/11-6/28	39
N. Kennedy	5/16-6/28	35
J. Morales	5/30-6-17	15
B. Serven	5/30-6/6	7
R. Rolison	6/3-	85
D. Cope	6/22-7/25	24
N. Davis	7/16-8/13	24
B. Serven	8/1	42

OPENING NIGHT ROSTER

PITCHERS (16): Fernando Abad, Logan Allen, Blair Calvo, Matt Carasiti, Jeff Criswell, Noah Davis, Gavin Hollowell, Stephen Jones, Karl Kauffmann, Matt Koch, Peter Lambert, Nick Mears, Riley Pint, PJ Poulin, Josh Rogers, Phillips Valdez

CATCHERS (2): Grayson Greiner, Jonathan Morales

INFELDERS (7): Nolan Jones, Connor Kaiser, Coco Montes, Aaron Schunk, Hunter Stovall, Michael Toglia, Cole Tucker

OUTFIELDERS (3): Brenton Doyle, Jameson Hannah, Jimmy Herron



2023 MISCELLANEOUS STATS

2023 ISOTOPES OFFENSE BY MONTH

MONTH	AVERAGE	RUNS	HR	SB	BB	K	OBP	SLG	RECORD	WIN PCT
March	.333	9	4	2	7	10	.435	.667	1-0	1.000
April	.272	169	39	10	113	280	.354	.462	11-15	.423
May	.320	200	47	18	117	212	.398	.564	10-16	.385
June	.255	127	29	13	96	231	.332	.418	7-18	.280
July	.282	162	30	38	124	208	.374	.458	15-9	.625
August	.260	163	30	48**	115	246	.350	.429	13-14	.481
September	.290	129	13	42	117	191	.390	.438	11-10	.524

2023 ISOTOPES PITCHING BY MONTH

MONTH	ERA	SAVES	R	ER	BB	K	AVG	HR	RECORD	WIN PCT
March	4.00	0	4	4	4	10	.235	0	1-0	1.000
April	6.91	5	194	177	132	225	.300	33	11-15	.423
May	8.16	2	216	203	113	209	.332	51	10-16	.385
June	6.03	2	171	147	115	187	.287	31	7-18	.280
July	5.69	6	142	133	129	196	.268	35	15-9	.625
August	6.70	5	185	175	130	213	.310	40	13-14	.481
September	5.40	6	121	113	102	172	.264	28	11-10	.524

PACE OF PLAY

	9 INN PCL	9 INN @ABQ	9 INN IL	9 INN MLB
2023	2:45	2:44	2:38	2:39
2022	2:47	2:46	2:41	3:03
2021	3:10	3:07	3:00	3:10
2019	3:03	3:04	2:50	3:05
2018	2:52	2:55	2:42	3:00
2017	2:53	2:55	2:47	3:05
2016	2:48	2:50	2:42	3:00
2015	2:46	2:48	2:40	2:56
2014	2:58	3:01	2:56	3:02
2013	2:57	3:10	2:51	2:58
2012	2:54	2:59	2:50	2:55
2011	2:54	3:02	2:47	2:21

2023 EJECTIONS (6)

Date	Player/Coach	Umpire	Reason
4/20 vs. OKC	Lopez	Dobson (3B)	Runner striking
4/28 at RR	Pacheco	Nunez (HP)	Balls/Strikes
7/29 vs. SAC	Lopez	Veletz (1B)	Safe/Out
9/1 at SAC	Criswell	Matamoros (HP)	HBP
9/15 at ELP	Adams	Navas (HP)	Altercation w/ELP
9/21 vs. OKC	Michalak	Ballou (1B)	Balk

2023 DELAYS RECAP

Date	Delay Time	Reason
4/25 at RR	1:22	Rain
4/26 at RR	0:31	Inclement Weather
4/28 at RR	0:29	Wet Grounds
5/18 vs. TAC	0:17	Wet Grounds
5/19 vs. TAC	0:50	Rain (PPD)
5/20 vs. TAC	0:36	Threat of rain
5/21 vs. TAC	1:30	Rain
6/6 vs. SUG	1:34	Rain
7/27 vs. SAC	0:22	Inclement Weather
8/17 vs. ELP	0:34	Lightning

Season's Cumulative Delay Time: 8:05

2023 AWARDS

Name	Award	Dates
Montes	PCL Player of the Week	April 10-16
Montero	PCL Player of the Month	May
Morales	PCL Player of the Week	June 26-July 2
Valdez	PCL Pitcher of the Week	June 26-July 2
Goodman	PCL Player of the Week	Aug. 22-27
Morales	Fan Favorite	Sept. 23
Herron	Mr. Hustle	Sept. 23
Montes	Power Hitter	Sept. 23
Stovall	Defensive Player of the Year	Sept. 23
Doyle	Pitcher of the Year	Sept. 23
Boone	Jennifer Riordan Community Award	Sept. 23
Montes	Most Valuable Player	Sept. 23

GAME-OPENING HOME RUNS (2)

Doyle, 4/18 vs. OKC
 Daza, 5/16 vs. TAC

MULTI-HOME RUN GAMES (10)

Jones, 3/31 at RR (1st/5th)
 Montes, 4/12 at ELP (5th/9th)
 Montero, 4/27 at RR (3rd/8th)
 Serven, 5/9 at LV (6th/7th)
 Montes, 5/14 at LV (1st/3rd)

WALK-OFF HOME RUNS (1)

Doyle, 4/21 vs. OKC

INSIDE-THE-PARK HOME RUNS (4)

Herron, 5/18 vs. TAC (8th inn.)
 Kaiser, 6/6 vs. SUG (4th inn.)
 Tucker, 7/4 at OKC (3rd inn.)
 Bernard, 7/25 vs. SAC (5th inn.)

GRAND SLAMS (9)

Jones, 4/18 vs. OKC (2nd inn.)
 Schunk, 5/3 vs. SUG (8th inn.)
 Schunk, 5/21 vs. TAC (1st inn.)
 Toglia, 6/17 at TAC (8th inn.)
 Toglia, 6/28 vs. ELP (9th inn.)
 MacIver, 7/6 at OKC (3rd inn.)
 Goodman, 8/8 at RR (8th inn.)
 Quinn, 8/19 vs. ELP (8th inn.)
 Montes, 9/20 vs. OKC (9th inn.)



TOPES UNDER A SCOPE

SITUATION	TOTAL	HOME	ROAD
Overall Record	68-82	36-39	32-43
1st Half Record	27-48	14-22	13-26
2nd Half Record	41-34	22-17	19-17
Series Openers	15-11	8-4	7-7
Series Finales	13-12	6-7	7-6
Isotopes Score First	46-30	20-10	26-20
Opponent Scores First	22-51	16-29	5-22
Games Won In Last AB	13-12	4-5	9-7
vs. RH Starter	52-60	27-29	25-31
vs. LH Starter	16-22	9-10	7-12
Isotopes Starter 5+ IP	16-13	9-7	7-6
Isotopes Starter 6+ IP	8-12	5-5	3-7
Isotopes Starter 7+ IP	3-0	2-0	1-0
Outhit Opponent	50-12	29-3	21-9
Outhit by Opponent	17-64	7-34	10-30
Isotopes Tally 10-14 Hits	33-28	14-15	19-13
Isotopes Tally 15+ Hits	14-3	13-2	1-1
Isotopes Allow 10-14 Hits	20-33	10-16	10-17
Isotopes Allow 15+ Hits	3-21	3-13	0-8
Isotopes Homer	56-57	31-27	25-30
Isotopes Allow Homer	40-69	27-37	13-32
Score 2 Runs or Fewer	2-21	1-7	1-14
Score 3-4 Runs	7-22	5-10	2-12
Score 5+ Runs	58-40	30-22	28-18
1-run Games	14-17	9-8	5-9
Commit 0 Errors	43-40	22-20	21-20
Commit 1 Error	21-27	13-11	8-16
Commit 2 Errors	4-10	1-6	3-4
Commit 3+ Errors	0-5	0-2	0-3
Leading After 7th	52-5	27-3	25-2
Trailing After 7th	7-72	3-34	4-38
Leading After 8th	53-1	30-1	23-0
Trailing After 8th	5-70	3-33	2-37
Extra Innings	3-4	0-0	3-4
Day Games	13-14	5-8	8-6
Night Games	55-68	31-31	24-37
ABS System	39-44	18-23	21-21
Challenge System	28-38	18-16	10-22
Shutout Record	2-3	1-0	1-3
Doubleheader Record	1-1	1-1	0-0
Series Record (W-L-T)	9-11-6	4-5-4	5-6-2
March/April Record	12-15	5-7	7-8
May Record	10-16	8-10	2-6
June Record	7-18	3-6	4-12
July Record	15-9	9-3	6-6
August Record	13-14	6-6	7-8
September Record	11-10	5-7	6-3
White Jerseys	10-11	10-11	0-0
Black Jerseys	9-9	7-4	2-5
Purple Jerseys	25-34	9-12	16-22
Grey Jerseys	4-1	0-0	4-1
Red Jerseys	9-19	4-8	5-11
Specialty Jerseys	2-1	2-1	0-0
Mariachis	9-7	3-3	6-4

WALK-OFF WINS (4)

Date	Batter	Game-Winner	Inning	Score	Opp.
4/21	Doyle	Solo HR	9th	4-3	Okla. City
5/6	Montes	Single	9th	10-9	Sugar Land
6/30	Stovall	Single	9th	4-3	El Paso
7/30	Herron	Single	9th	17-16	Sacramento

WALK-OFF LOSSES (7)

Date	Batter	Game-Winner	Inning	Score	Opp.
4/25	Martinez	HBP	11th	3-4	Round Rock
4/28	Ortega	2-run HR	11th	4-5	Round Rock
5/13	Bride	Single	9th	6-7	Las Vegas
6/1	Adams	Walk	10th	6-7	Salt Lake
6/16	Trammell	Double	10th	3-4	Tacoma
7/22	Singleton	3-run HR	9th	5-7	Sugar Land
9/2	Ramos	3-run HR	9th	3-6	Sacramento

COME-FROM-BEHIND WINS TRAILING IN 7TH INNING OR LATER (14)

Date	Inning(s)	Score	Final Score	Opponent
4/4	7th-8th	1-5	7-5	vs. Salt Lake
4/21	7th-9th	2-3	4-3	vs. OKC
5/6	8th-9th	7-9	10-9	vs. Sugar Land
5/12	8th-9th	3-4	8-4	at Las Vegas
5/24	8th	4-6	10-6	vs. Round Rock
6/15	9th-12th	4-5	10-8	at Tacoma
7/5	8th	2-4	5-4	at OKC
7/25	7th-8th	5-6	9-6	vs. Sacramento
7/29	7th-8th	7-9	10-9	vs. Sacramento
7/30	7th-9th	7-12	17-16	vs. Sacramento
8/19	8th	0-1	5-1	vs. El Paso
8/22	7th	3-6	9-6	at OKC
8/23	8th-9th	4-5	8-7	at OKC
9/23	7th	3-4	6-4	vs. OKC

GO-AHEAD HITS IN SEVENTH INNING OR LATER (28)

Date	Player	Inning	Hit	Final
4/4	Jones	8th	2-rbi 2B	W, 7-5 vs. SL
4/8	Herron	8th	RBI 1B	W, 9-6 vs. SL
4/11	Montes	9th	RBI 1B	W, 13-12 at ELP
4/21	Doyle	9th	Solo HR	W, 4-3 vs. OKC
5/6	Montes	9th	RBI 1B	W, 10-9 vs. SUG
5/12	Toglia	7th	2-rbi 2B	W, 8-4 at LV
5/28	Cope	8th	RBI 1B	L, 8-11 vs. RR
6/15	Tucker	10th	RBI 2B	W, 10-8 at TAC
6/15	Torrealba	11th	RBI 1B	W, 10-8 at TAC
6/15	Tucker	12th	RBI 2B	W, 10-8 at TAC
6/16	Serven	7th	2-run HR	L, 3-4 at TAC
6/30	Stovall	9th	RBI 1B	W, 4-3 vs. ELP
7/5	Boone	8th	2-rbi 2B	W, 5-4 at OKC
7/6	Montaño	9th	2-rbi 1B	W, 9-7 at OKC
7/8	Montes	7th	2-rbi 1B	W, 4-2 at OKC
7/25	Montaño	7th	2-run HR	W, 9-6 vs. SAC
7/30	Herron	9th	RBI 1B	W, 17-16 vs. SAC
8/19	Quinn	8th	Grand Slam	W, 5-3 vs. ELP
8/22	Goodman	7th	3-run HR	W, 9-6 at OKC
8/23	Stovall	8th	2-rbi 1B	W, 8-7 at OKC
8/23	Montes	9th	Solo HR	W, 8-7 at OKC
8/25	Goodman	9th	3-run HR	W, 9-6 at OKC
8/31	Montes	9th	2-run HR	W, 2-0 at SAC
9/3	MacIver	10th	RBI 1B	W, 8-5 at SAC
9/14	Herron	9th	Solo HR	W, 9-8 at ELP
9/17	Hannah	8th	2-rbi 1B	W, 11-8 at ELP
9/17	Carreras	10th	RBI 1B	W, 11-8 at ELP
9/23	Carreras	7th	RBI 2B	W, 6-4 vs. OKC
9/24	Hannah	7th	RBI 1B	W, 2-1 vs. OKC



2023 HIGHS AND LOWS

2023 ISOTOPES HIGHS & LOWS

TEAM MISCELLANEOUS

LONGEST WINNING STREAK: 7, 8/19-8/26
 LONGEST WINNING STREAK - HOME: 6, 6/29-7/14
 LONGEST WINNING STREAK - ROAD: 5, 8/22-8/26
 LONGEST LOSING STREAK: 8, 8/5-8/13
 LONGEST LOSING STREAK - HOME: 6, 6/7-6/28
 LONGEST LOSING STREAK - ROAD: 7, (2x), last 6/20-7/4
 LARGEST WINNING MARGIN: 18 (2x), last 7/2 vs. ELP
 LARGEST LOSING MARGIN: 16, 5/7 vs. SUG
 BIGGEST COMEBACK TO WIN 8, 7/30 vs. SAC
 BIGGEST BLOWN LEAD IN LOSS: 6, 5/5 vs. SUG
 LONGEST GAME, INNINGS: 12, 6/15 at TAC
 LONGEST GAME, TIME: 3:41, 9/14 at ELP
 LONGEST NINE-INNING GAME, TIME: 3:41, 9/14 at ELP
 SHORTEST GAME, TIME: 1:40, 5/20 vs. TAC (G1, 7 inn.)
 SHORTEST NINE-INNING GAME, TIME: 1:59, 9/24 vs. OKC
 MOST ERRORS: 5, 4/30 at RR
 MOST ERRORS BY OPPONENT: 5, 4/16 at ELP
 MOST ERRORS BY BOTH CLUBS: 8, 4/30 at RR
 MOST CONSECUTIVE GAMES W/O ERROR: 6, 9/1-9/7
MOST DP TURNED BY ISOTOPES: 5, 6/21 at REN**
 MOST DP TURNED BY OPPONENT: 4 (2x), last 8/10 at RR
 MOST DP TURNED BY BOTH CLUBS: 6, 6/21 at REN
 LARGEST CROWD, HOME: 15,817, 5/5 vs. SUG
 LARGEST CROWD, ROAD: 11,217, 3/31 at RR
 SMALLEST CROWD, HOME: 3,139, 5/18 vs. TAC
 SMALLEST CROWD, ROAD: 2,827, 7/18 at SUG

TEAM BATTING

MOST RUNS SCORED: 22, 5/3 vs. SUG
 MOST RUNS SCORED, ONE INNING: 8 (2x), last 8/2 vs. LV (7th)
 MOST HITS: 23, 9/9 vs. REN
 FEWEST HITS, NINE-INNING GAME: 3 (2x), last 6/24 at REN
 MOST DOUBLES: 7, 5/16 vs. TAC
 MOST TRIPLES: 3, 6/6 vs. SUG
 MOST HOME RUNS: 6, 5/3 vs. SUG
MOST EXTRA-BASE HITS: 13, 5/16 vs. TAC**
 MOST TOTAL BASES: 44, 5/16 vs. TAC
 MOST CONSECUTIVE GAMES WITH HR: 14, 5/18-6/2
 MOST CONSECUTIVE GAMES WITHOUT HR: 3 (2x), last 7/7-7/9
 MOST CONSECUTIVE GAMES WITH XBH: 38, 7/14-8/26
 MOST WALKS: 13, 5/3 vs. SUG
 FEWEST WALKS: 0 (4x), last 8/17 vs. ELP
 MOST STRIKEOUTS: 17 (2x), last 7/7 at OKC
 FEWEST STRIKEOUTS, NINE-INNING GAME: 3, 5/16 vs. TAC
 MOST STOLEN BASES: 7, 8/22 at OKC
 MOST LOB: 16, 5/25 vs. RR
 FEWEST LOB: 2 (2x), last 9/12 at ELP

TEAM PITCHING

MOST RUNS ALLOWED: 24, 5/7 vs. SUG**
MOST RUNS ALLOWED, ONE INNING: 11, 7/30 vs. SAC (5th)*
 MOST HITS ALLOWED: 30, 5/7 vs. SUG
 FEWEST HITS ALLOWED, NINE-INNING GAME: 2, 7/8 at OKC
 MOST DOUBLES ALLOWED: 9, 5/4 vs. SUG
 MOST TRIPLES ALLOWED: 3, 9/15 at ELP
MOST HOME RUNS ALLOWED: 8, 5/7 vs. SUG**
 MOST CON. GAMES WITH HR ALLOWED: 16, 7/25-8/11
 MOST CON. GAMES WITHOUT HR ALLOWED: 3 (3x), last 8/26-8/29
 MOST WALKS ALLOWED: 11 (2x), last 7/20 at SUG
 FEWEST WALKS ALLOWED: 0, 8/5 vs. LV
 MOST STRIKEOUTS: 17 (2x), last 6/15 at TAC (12 inn.)
 FEWEST STRIKEOUTS, NINE-INNING GAME: 2 (2x), last 6/29 vs. ELP
 MOST STOLEN BASES ALLOWED: 4 (2x), last 6/10 vs. SUG
 MOST PITCHERS USED, GAME, ISOTOPES: 7 (6x), last 8/16 vs. ELP
 MOST PITCHERS USED, GAME, OPPONENT: 7 (7x), last 9/17 at ELP (10 inn.)
 QUALITY STARTS: 17, last, Gordon, 9/22 vs. OKC

INDIVIDUAL BATTING

MOST RUNS SCORED: 4 (7x), last Kaiser, 8/2 vs. LV
 MOST HITS: 5 (2x), last Morales, 9/9 vs. REN
 MOST DOUBLES: 2 (25x), last Bernard, 9/21 vs. OKC
MOST TRIPLES: 2 (2x), last Schunk, 8/23 at TAC**
 MOST HOME RUNS: 2 (10x), last Goodman, 8/25 at OKC
 MOST CONSECUTIVE GAMES WITH A HR: 3 (2x), last Toggia, 6/22-6/28
 MOST TOTAL BASES: 11, Morales, 7/2 vs. ELP
 MOST RUNS BATTED IN: 7, Morales, 7/2 vs. ELP
MOST WALKS: 4 (3x), last Bouchard, 8/22 at OKC**
 MOST STRIKEOUTS: 5 (2x), last Boone, 7/7 at OKC
MOST STOLEN BASES: 4, Bernard, 8/22 at OKC**
 LONGEST HITTING STREAK: 16, Stovall, 4/8-5/7
 LONGEST ON-BASE STREAK: 32, Bernard, 7/21-9/1
 MOST CONS. GAMES WITH EXTRA-BASE HIT: 5, Schunk, 5/25-5/31

INDIVIDUAL PITCHING

MOST INNINGS PITCHED, STARTER: 7.2, Criswell, 8/20 vs. OKC
 MOST INNINGS PITCHED, RELIEVER 5.0, Rogers, 9/23 vs. ELP
 SHORTEST START (NON-REHAB/SPOT START): 0.2, Valdez, 4/9 vs. SL
 LONGEST WINNING STREAK: 4, Rogers, 8/24-9/23
 LONGEST LOSING STREAK: 7, Braymer, 6/10-present
 MOST HITS ALLOWED: 12 (3x), last Rogers, 8/8 at RR
 FEWEST HITS ALLOWED, STARTER 0 (3x), last Davis, 8/13 at RR
 FEWEST HITS ALLOWED, RELIEVER 12, Criswell, 4/13 at ELP
MOST HOME RUNS ALLOWED: 5, Rogers, 5/7 vs. SUG**
 MOST STRIKEOUTS, STARTER: 9 (3x), last Seabold, 9/2 at SAC
 MOST STRIKEOUTS, RELIEVER: 5 (7x), last Kennedy, 7/23 at SUG
 MOST WALKS ALLOWED: 7, Kauffmann, 7/29 vs. SAC
 MOST CONS. SCORELESS IP (START) 11.0, Davis, 8/13-8/19
 MOST CONS. SCORELESS IP (RELIEF) 12.0, Adams, 6/13-7/23
 MOST CONS. SCORELESS RELIEF OUTINGS: 11, Adams, 6/13-7/23
 MOST WILD PITCHES: 3 (2x), last Pint, 7/6 at OKC
 MOST PITCHES THROWN: 109, Criswell, 7/6 at OKC

* - Team Record ** - Ties Team Record *** - Pacific Coast League Record



STARTING LINEUP BY BATTING ORDER LOCATION

LEADOFF

Bernard	61	(33-28)
Daza	36	(12-24)
Herron	19	(11-8)
Stovall	11	(3-8)
Doyle	9	(3-6)
Quinn	6	(3-3)
Hannah	3	(1-2)
Montes	2	(0-2)
Carreras	1	(1-0)
Tucker	1	(0-1)
Torrealba	1	(1-0)

2ND SPOT

Tucker	43	(21-22)
Herron	27	(11-16)
Montes	25	(10-15)
Stovall	13	(8-5)
Jones	9	(5-4)
Grichuk	8	(3-5)
Bouchard	7	(5-2)
Rodgers	5	(3-2)
Doyle	2	(1-1)
Morales	2	(1-1)
Quinn	2	(0-2)
Blackmon	2	(0-2)
Bernard	1	(0-1)
Trejo	1	(0-1)
Daza	1	(0-1)
Toglia	1	(0-1)
Bryant	1	(0-1)

3RD SPOT

Montes	69	(38-31)
Jones	25	(11-14)
Tucker	11	(6-5)
Trejo	11	(4-7)
Montero	9	(4-5)
Herron	9	(3-6)
Bouchard	6	(0-6)
Morales	3	(1-2)
Alfaro	3	(0-3)
Schunk	2	(1-1)
Toglia	1	(0-1)
Boone	1	(0-1)

CLEAN UP

Toglia	61	(26-35)
Montero	25	(10-15)
Schunk	19	(9-10)
Montaño	17	(10-7)
Goodman	11	(8-3)
Montes	8	(2-6)
Bouchard	3	(2-1)
Serven	3	(1-2)
Morales	2	(0-2)
Daza	1	(0-1)

5TH SPOT

Schunk	60	(23-37)
Montaño	16	(8-8)
Toglia	15	(5-10)
Morales	11	(8-3)
Herron	10	(7-3)
Serven	7	(3-4)
Boone	7	(3-4)
Maclver	6	(2-4)
Tucker	6	(5-1)
Jones	5	(2-3)
Cope	2	(1-1)
Goodman	2	(0-2)
Montes	2	(1-1)
Hannah	1	(0-1)

6TH SPOT

Schunk	24	(11-13)
Morales	23	(11-12)
Montaño	22	(11-11)
Serven	22	(11-11)
Herron	13	(5-8)
Boone	13	(3-10)
Tucker	7	(3-4)
Maclver	7	(3-4)
Kaiser	5	(2-3)
Romo	4	(1-3)
Stovall	3	(2-1)
Quinn	2	(2-0)
Datres	1	(1-0)
Goodman	1	(0-1)
Montero	1	(1-0)
Greiner	1	(0-1)
Cope	1	(1-0)

7TH SPOT

Morales	35	(18-17)
Maclver	22	(9-13)
Herron	18	(7-11)
Montaño	14	(8-6)
Boone	11	(5-6)
Kaiser	11	(3-8)
Stovall	9	(4-5)
Serven	6	(3-3)
Schunk	5	(3-2)
Datres	5	(1-4)
Quinn	4	(1-3)
Greiner	4	(3-1)
Hannah	2	(1-1)
Fulford	1	(1-0)
Goodman	1	(0-1)
Cope	1	(1-0)
Tucker	1	(0-1)

8TH SPOT

Stovall	32	(15-17)
Cope	18	(7-11)
Herron	16	(6-10)
Kaiser	16	(10-6)
Greiner	14	(5-9)
Morales	14	(3-11)
Maclver	12	(8-4)
Boone	7	(3-4)
Quinn	5	(3-2)
Carreras	5	(4-1)
Hannah	3	(0-3)
Montaño	3	(1-2)
Schunk	2	(1-1)
Datres	2	(2-0)
Fulford	1	(0-1)

9TH SPOT

Kaiser	58	(28-30)
Stovall	30	(9-21)
Cope	18	(9-9)
Torrealba	13	(3-10)
Carreras	9	(5-4)
Herron	8	(4-4)
Hannah	7	(6-1)
Boone	3	(3-0)
Quinn	3	(0-3)
Cordova	1	(1-0)

ORDER PRODUCTION

ORDER	HR	RBI
1	20	87
2	19	102
3	31	124
4	33	138
5	19	109
6	19	96
7	24	102
8	12	72
9	14	77

POSITION PRODUCTION

POSITION	HR	RBI
C	21	95
1B	30	123
2B	18	102
3B	20	110
SS	19	75
LF	19	92
CF	22	98
RF	19	103
DH	23	108
PH	0	1

Organization
2024 Isotopes
2023 In Review
Colorado Rockies
Opponents
Isotopes Records
Copa
ABQ Pro Baseball
History
Media Information



STARTING LINEUP BY POSITION

PITCHER

Criswell	26	(9-17)
Kauffmann	19	(9-10)
Braymer	15	(4-11)
Valdez	15	(8-7)
Davis	14	(7-7)
Rogers	13	(4-9)
Seabold	8	(3-5)
Lambert	7	(5-2)
Cessa	6	(1-5)
Gordon	6	(3-3)
Blach	5	(4-1)
Lamet	3	(3-0)
Feltner	2	(1-1)
Flexen	2	(2-0)
Senzatela	2	(0-2)
Rolison	2	(0-2)
Anderson	2	(2-0)
Koch	1	(1-0)
Rock	1	(1-0)
Bruhl	1	(1-0)

CATCHER

MacIver	44	(20-24)
Serven	35	(18-17)
Morales	29	(15-14)
Greiner	18	(7-11)
Cope	15	(5-10)
Romo	3	(1-2)
Fulford	2	(1-1)
Alfaro	2	(0-2)
Goodman	1	(0-1)
Cordova	1	(1-0)

FIRST BASE

Toglia	54	(25-29)
Morales	44	(18-26)
Montero	21	(9-12)
Tucker	11	(8-3)
Goodman	7	(3-4)
Jones	6	(2-4)
Datres	6	(3-3)
Bouchard	1	(0-1)

SECOND BASE

Montes	56	(32-24)
Stovall	47	(18-29)
Schunk	25	(8-17)
Tucker	19	(7-12)
Rodgers	3	(3-0)

THIRD BASE

Schunk	81	(37-44)
Stovall	20	(7-13)
Jones	17	(9-8)
Montes	13	(7-6)
Morales	10	(4-6)
Kaiser	4	(2-2)
Montero	4	(2-2)
Trejo	1	(0-1)

SHORTSTOP

Kaiser	83	(40-43)
Montes	31	(9-22)
Carreras	15	(10-5)
Stovall	11	(5-6)
Trejo	10	(4-6)

LEFT FIELD

Herron	49	(20-29)
Montaño	32	(19-13)
Stovall	13	(7-6)
Torrealba	12	(4-8)
Daza	10	(4-6)
Bernard	7	(2-5)
Bouchard	7	(4-3)
Toglia	6	(1-5)
Boone	4	(2-2)
Hannah	3	(2-1)
Grichuk	2	(1-1)
Tucker	1	(1-0)
Bryant	1	(0-1)
Jones	1	(0-1)
Doyle	1	(1-0)
Datres	1	(0-1)

CENTER FIELD

Bernard	55	(31-24)
Herron	28	(14-14)
Tucker	24	(10-14)
Daza	16	(5-11)
Quinn	9	(3-6)
Doyle	6	(1-5)
Boone	6	(2-4)
Grichuk	4	(2-2)
Jones	1	(0-1)
Hannah	1	(0-1)

RIGHT FIELD

Boone	30	(13-17)
Herron	20	(10-10)
Montaño	16	(6-10)
Tucker	15	(9-6)
Hannah	13	(6-7)
Jones	11	(5-6)
Daza	11	(3-8)
Quinn	11	(6-5)
Toglia	9	(3-6)
Doyle	5	(3-2)
Goodman	4	(3-1)
Bouchard	4	(1-3)
Blackmon	1	(0-1)

DESIGNATED HITTER

Montaño	24	(13-11)
Cope	23	(14-9)
Herron	22	(9-13)
Montero	10	(4-6)
Toglia	9	(2-7)
Morales	8	(5-3)
Stovall	7	(5-2)
Schunk	6	(3-3)
Montes	6	(3-3)
Bouchard	4	(2-2)
Goodman	3	(2-1)
Serven	3	(0-3)
Jones	3	(2-1)
MacIver	3	(2-1)
Torrealba	2	(0-2)
Boone	2	(0-2)
Grichuk	2	(0-2)
Greiner	2	(1-1)
Kaiser	2	(0-2)
Rodgers	2	(0-2)
Romo	1	(0-1)
Quinn	1	(0-1)
Blackmon	1	(0-1)
Trejo	1	(0-1)
Alfaro	1	(0-1)
Datres	1	(1-0)
Daza	1	(0-1)



Organization
2024 Isotopes
2023 In Review
Colorado Rockies
Opponents
Isotopes Records
Copa
ABQ Pro Baseball
History
Media Information

DEFENSIVE STATISTICS

PLAYER	-- OUTFIELD ASSISTS --					--- GAMES BY POSITION ---								
	Total	1B	2B	3B	HP	C	1B	2B	3B	SS	LF	CF	RF	DH
Alfaro						2								1
Bernard	3		1		2					8	56			
Blackmon												1	1	
Boone	2			1	1					5	7	30	2	
Bouchard	1		1				1			7		4	4	
Bryant										1				
Carreras									15					
Cope						17	1							23
Cordova						2								
Datres							7			2				1
Daza	3		1		2					10	17	11	1	
Doyle										1	8	5		
Fulford						2	1							
Goodman	1		1			1	7						4	3
Greiner						18								2
Grichuk										2	4			2
Hannah										3	2	14		
Herron	3		1	2			1			50	34	19	24	
Jones	4		2		2		7		17	2	1	12	3	
Kaiser								4	85					2
MacIver						46								3
Montaño	1		1							32		19	24	
Montero							21		4					10
Montes								57	13	32				5
Morales						30	45		10					9
Quinn	2		1		1						9	11	1	
Rodgers								3						2
Romo						3								1
Schunk								26	84					6
Serven						35								3
Stovall								53	21	12	14			8
Toglia	1				1			55			6	9		9
Torrealba										16				2
Trejo									1	10				1
Tucker	2	1					11	20			2	24	15	
TOTALS	22	4	8	3	7									

CATCHING STATISTICS

CATCHER	CS	SB	ATT	PCT	PO	PB	Interf.
Cope	1	23	24	.042	1	0	0
Greiner	2	20	22	.091	0	3	0
MacIver	9	46	55	.164	0	0	0
Morales	4	14	18	.222	0	0	1
Romo	0	3	3	.000	0	1	0
Serven	6	20	26	.231	3	1	0
TOTALS	22	126	148	.149	4	5	1

Organization
2024 Isotopes
2023 In Review
Colorado Rockies
Opponents
Isotopes Records
Copa
ABQ Pro Baseball
History
Media Information



Organization
2024 Isotopes
2023 In Review
Colorado Rockies
Opponents
Isotopes Records
Copa
ABQ Pro Baseball
History
Media Information

2023 OFFENSIVE BREAKDOWN

PLAYER	MULTI-HIT GAMES					MULTI-RBI GAMES					HITTING STREAKS					ON-BASE STREAKS		
	Total	2H	3H	4H	5+	Total	2BI	3BI	4BI	5+	Current	Longest	Hitless	5-9	10-14	15+	Current	Longest
Alfaro	2	2				1	1				+3	+3					+3	+3
Bernard	32	25	7			10	8	2			+1	+9		-2	5		-2	+32
Boone	12	10	1	1		8	4	3	1		-3	+7	-6	1			-3	+11
Bouchard	2	2				2	2				+1	+5	-3	1			+1	+13
Carreras	3	3									-1	+4	-2				+11	+11
Cope	10	6	3	1		7	5		2		-1	+8	-2	2			+5	+8
Datres	1	1				1	1				+2	+2	-1				+2	+5
Daza	14	8	6			4	3	1			-3	+9	-3	3			-2	+9
Doyle	5	3	2			2	2				-1	+4	-2				+5	+5
Fulford	2	2				1		1			-1	+2					+3	+3
Goodman	7	3	4			9	3	2	3	1	+4	+6	-2	1			+5	+6
Hannah	6	5	1			2	2				+2	+2	-1				+2	+2
Herron	36	25	10	1		19	10	8		1	-3	+9	-3	6			-2	+26
Jones	17	11	4	2		12	6	3	3		-1	+8	-2	2			+9	+9
Kaiser	17	13	4			12	11	1			-4	+7	-5	2			+1	+15
MacIver	9	8	1			6	5	1			-1	+5	-3	2			+1	+19
Montaño	10	8	1	1		14	7	7	1		+3	+12	-3	2	1		-3	+12
Montero	15	7	8			16	9	5	2		-2	+12	-2	3			-2	+13
Montes	46	35	8	3		25	16	5	4		+1	+12	-2	4	2		+15	+16
Morales	25	18	5			12	8	1	2	1	+1	+9	-5	3			+2	+13
Quinn	3	3			2	3	1	1	1		+1	+7	-2	1			+5	+11
Romo	3	3									-1	+2					+1	+2
Schunk	39	28	11			19	13	3	2	1	-1	+13	-3	5	2		-1	+15
Serven	4	3	1			4	2	1	1		+2	+11	-3	1			+2	+11
Stovall	32	28	4			11	8	3			+7	+16	-6	4	1		+7	+16
Toglia	18	15	3			16	9	5	1	1	+2	+14	-2	2	2		+30	+30
Torrealba	3	3				2	2				+4	+4	-5				+4	+4
Trejo	4	3	1								+12	+12			1		+12	+12
Tucker	21	13	6	2		9	5	4			-6	+11	-6	2	1		+1	+27

HOME RUN BREAKDOWN

PLAYER	Total	vs.		At	On	7th inn or later	----- LAST HOME RUN -----		
		LHP	RHP				Isotopes	Park Road	Date
Alfaro	1	0	1	1	0	0	6/9/23 vs. SUG	Endersby	11
Bernard	8	4	4	6	2	3	8/24/23 at OKC	Reed	108
Boone	4	1	3	3	1	1	6/9/23 vs. SUG	McGowin	71
Bouchard	1	0	1	0	1	0	8/29/23 at SAC	Frisbee	9
Carreras	1	0	1	1	0	0	9/22/23 vs. OKC	Williams	9
Cope	4	1	3	1	3	0	6/15/23 at TAC	Rodriguez	35
Daza	2	0	2	2	0	0	5/27/23 vs. RR	Krauth	95
Doyle	5	0	5	4	1	4	4/21/23 vs. OKC	Washington	3
Fulford	1	0	1	1	0	0	9/22/23 vs. OKC	Williams	2
Goodman	9	3	6	1	8	4	8/25/23 at OKC	Gamboa	0
Greiner	1	0	1	0	1	0	4/29/23 at RR	Winn	6
Herron	19	4	15	11	8	3	9/17/23 at ELP	Leasher	20
Jones	12	4	8	7	5	2	5/16/23 vs. TAC	Stout	18
Kaiser	9	2	7	8	1	1	7/30/23 vs. SAC	Black	73
MacIver	3	1	2	1	2	2	8/26/23 at OKC	Jones	53
Montaño	8	0	8	7	1	2	9/8/23 vs. REN	Ceconni	54
Montero	15	3	12	10	5	5	7/16/23 vs. SL	Rosenberg	17
Montes	22	3	19	10	12	11	9/20/23 vs. OKC	Reed	11
Morales	13	4	9	8	5	3	8/26/23 at OKC	Sheehan	62
Quinn	2	0	2	1	1	1	8/29/23 at SAC	Stashak	20
Rodgers	1	0	1	1	0	0	7/28/23 vs. SAC	Strotman	1
Schunk	14	2	12	9	5	3	9/3/23 at SAC	Black	61
Serven	5	2	3	1	4	2	7/18/23 at SUG	Allgeyer	24
Stovall	8	1	7	4	4	1	8/5/23 vs. LV	Estes	111
Toglia	16	4	12	8	8	5	7/2/23 vs. ELP	Hernandez	44
Torrealba	1	0	1	0	1	1	6/15/23 at TAC	Festa	27
Trejo	1	1	0	1	0	0	9/28/22 at SF	Hjelle	7
Tucker	5	0	5	1	4	1	7/27/23 vs. SAC	Teng	70
TOTALS	240	80	160	131	109	59			

ISOTOPES 5+ RUN INNINGS

Quantity	Occurrences	Last Time	Inning
8 runs	2	8/2 vs. LV	7th
7 runs	2	8/15 vs. ELP	6th
6 runs	10	8/22 at OKC	7th
5 runs	17	9/20 vs. OKC	9th

ISOTOPES HIGHEST-SCORING INNINGS

DATE	INNING	RUNS
last: 8/2 vs. LV	7th	8 (2x)
last: 8/15 vs. ELP	6th	7 (2x)
last: 8/22 at OKC	7th	6 (10x)
last: 9/20 vs. OKC	9th	5 (17x)
last: 9/10 vs. REN	5th	4 (33x)
last: 9/23 vs. OKC	7th	3 (57x)



2023 PITCHING BREAKDOWN

GETTING STARTED (20)							
Pitcher	Last Start	Starts	Quality Starts	W-L	ABQ record in starts	ERA in Starts	K's per 9 IP
Criswell	9/19 vs. OKC	26	4	4-10	9-17	7.64	10.0
Kauffmann	9/21 vs. OKC	19	4	3-5	10-9	6.43	6.0
Braymer	9/20 vs. OKC	15	1	1-7	4-11	9.75	6.3
Valdez	8/11 at RR	15	2	3-6	9-7	8.45	6.0
Davis	9/13 at ELP	14	1	1-4	8-6	4.50	6.8
Rogers	9/16 at ELP	13	2	3-7	4-9	9.11	5.0
Seabold	9/15 at ELP	8	0	1-2	3-5	7.47	10.4
Lambert	7/14 vs. SL	7	0	0-2	5-2	4.15	8.9
Gordon	9/22 vs. OKC	6	2	1-1	3-3	4.31	9.8
Cessa	6/24 at REN	6	1	0-2	1-5	8.44	8.1
Blach	6/23 at REN	5	0	1-1	4-1	6.38	5.5
Lamet	5/26 vs. RR	3	0	0-0	3-0	0.84	9.7
Feltner	9/12 at SL	2	0	0-1	1-1	2.45	7.6
Flexen	7/23 at SUG	2	0	1-0	2-0	0.96	10.9
Senzatela	4/30 at RR	2	0	0-1	0-2	9.95	10.3
Rollison	6/2 at SL	2	0	0-0	0-2	12.60	8.0
Anderson	8/29 at SAC	2	0	0-0	2-0	4.76	3.5
Koch	4/16 at ELP	1	0	0-0	1-0	9.00	9.0
Rock	9/23 vs. OKC	1	0	0-0	1-0	10.13	16.4
Bruhl	9/24 vs. OKC	1	0	0-0	1-0	0.00	13.5

PITCHING BREAKDOWN										
	W-L	ERA	GS-QS	SV-OPP	R	ER	IP	HR	BB	K
Starters	19-50	7.00	150-17		510	472	606.2	112	299	505
Relievers	49-32	6.10		26-61	523	481	710.0	106	426	707

STARTERS BY MONTH									
Month	W-L	ERA	QS	R	ER	IP	BB	K	HR
April	2-9	8.97	1	95	87	87.1	54	64	14
May	4-7	5.67	6	75	67	106.1	29	92	22
June	1-13	8.63	4	112	100	104.1	53	77	23
July	4-7	6.82	0	77	75	99.0	63	88	19
August	4-9	7.31	2	96	91	112.0	58	92	22
Sept.	4-6	4.84	4	55	52	96.2	42	93	10

BULLPEN BY MONTH									
Month	W-L	ERA	SV-OPP	R	ER	IP	BB	K	HR
April	10-6	5.55	5-12	103	94	152.1	82	171	19
May	6-9	10.40	2-8	141	136	117.2	84	117	29
June	6-5	3.68	2-6	59	47	115.0	62	110	8
July	11-3	4.73	6-10	65	58	110.1	66	109	16
August	9-5	6.22	5-10	89	85	123.0	72	121	16
Sept.	7-4	6.06	6-15	66	61	90.2	60	79	18

RECORD BY MARGIN											
	1r	2r	3r	4r	5r	6r	7r	8r	9r	10r	11+
ISOTOPES AT HOME	9-8	4-10	7-8	4-4	2-0	2-1	3-1		2-0	0-1	3-6
ISOTOPES ON THE ROAD	5-9	6-5	6-8	3-3	7-7	2-3	1-0	1-3	1-0		0-4
TOTALS	14-17	10-15	13-16	7-7	9-7	4-4	4-1	1-3	3-0	0-1	3-10

RECORD BREAKDOWN BY RUNS SCORED AND ALLOWED											
	0	1	2	3	4	5	6	7	8	9	10+
ISOTOPES SCORE	0-3	0-8	2-11	0-15	7-6	4-11	6-12	7-3	7-8	14-1	21-4
ISOTOPES ALLOW	3-0	7-0	9-1	12-5	8-5	6-3	7-12	4-10	5-14	2-5	5-27

RUNS SCORED BY INNING														
	1	2	3	4	5	6	7	8	9	10	11	12+	TOTAL	AVG
OPPONENT	112	103	132	167	114	119	117	94	63	6	4	1	1033	6.9
ISOTOPES	116	95	120	96	112	101	109	121	73	10	3	3	959	6.4

OPPONENTS HIGHEST-SCORING INNINGS		
DATE	INNING	RUNS
7/30 vs. SAC	5th	11
8/13 at RR	7th	9
last: 8/16 vs. ELP	2nd	8 (3x)
last: 9/21 vs. OKC	7th	7 (5x)
last: 8/12 at RR	8th	6 (10x)
last: 9/20 vs. OKC	3rd	5 (20x)
last: 9/19 vs. OKC	9th	4 (37x)
last: 9/23 vs. OKC	3rd	3 (67x)



Organization
2024 Isotopes
2023 in Review
Colorado Rockies
Opponents
Isotopes Records
Copa
ABQ Pro Baseball
History
Media Information

2023 PACIFIC COAST LEAGUE STANDINGS / ATTENDANCE REPORT

Eastern Division	W	L	PCT	GB	Home	Away	Last 10
#Oklahoma City Dodgers	90	58	.608	-	42-31	48-27	5-5
*Round Rock Express	89	60	.597	1.5	49-25	40-35	7-3
Reno Aces	88	62	.587	3.0	45-30	43-32	8-2
Tacoma Rainiers	77	73	.513	14.0	43-32	34-41	4-6
Las Vegas Aviators	75	74	.503	15.5	37-38	38-36	2-8
Salt Lake Bees	70	79	.470	20.5	45-30	25-49	5-5
Albuquerque Isotopes	68	82	.453	23.0	36-39	32-43	6-4
Sacramento River Cats	67	82	.450	23.5	36-39	31-43	5-5
El Paso Chihuahuas	62	88	.413	29.0	37-38	25-50	2-8
Sugar Land Space Cowboys	61	89	.407	30.0	33-42	28-47	6-4

KEY : # - 1st Half champion and overall league champion

* - 2nd Half champion (playoff participant)

THE ISOTOPES VS. PCL

El Paso Chihuahuas	18-6
Las Vegas Aviators	4-8
Oklahoma City Dodgers	13-11
Reno Aces	2-10
Round Rock Express	6-15
Sacramento River Cats	7-5
Salt Lake Bees	6-9
Sugar Land Space Cowboys	5-13
Tacoma Rainiers	6-6
TOTALS	68-82

PCL ATTENDANCE REPORT

	OPENINGS	OPENINGS LOST	TOTAL	AVERAGE
Albuquerque Isotopes	74	1	521,521	7,048
El Paso Chihuahuas	75	0	507,907	6,772
Las Vegas Aviators	74	1	506,047	6,838
Salt Lake Bees	72	3	443,494	6,160
Round Rock Express	74	1	411,550	5,561
Oklahoma City Dodgers	71	4	399,908	5,633
Sacramento River Cats	75	0	388,246	5,177
Tacoma Rainiers	73	2	384,498	5,267
Reno Aces	74	1	372,926	5,040
Sugar Land Space Cowboys	73	2	299,055	4,097

PCL POST-SEASON AWARDS

AWARD	WINNER	AWARD	WINNER
MVP	Michael Busch - Oklahoma City	Right-Handed Starter	Gavin Stone - Oklahoma City
Manager of the Year	Fran Riordan - Las Vegas	Right-Handed Starter	Robert Dugger - Round Rock
Pitcher of the Year	Cody Bradford - Oklahoma City	Left-Handed Starter	Cody Bradford - Round Rock
Top MLB Prospect	Michael Busch - Oklahoma City	Left-Handed Starter	Kyle Harrison - Sacramento
Catcher	Sam Huff - Round Rock	Right-Handed Reliever	Riley O'Brien - Tacoma
First Baseman	Trey Cabbage - Salt Lake	Left-Handed Reliever	Ray Kerr - El Paso
Second Baseman	Michael Stefanic - Salt Lake		
Third Baseman	Michael Busch - Oklahoma City		
Shortstop	Tyler Fitzgerald - Sacramento		
Outfielder	Cody Thomas - Las Vegas		
Outfielder	Dominic Canzone - Reno		
Outfielder	Jo Adell - Salt Lake		
Designated Hitter	Trenton Brooks - Las Vegas/Sacramento		
Utility Player	Coco Montes - Albuquerque		



2023 PACIFIC COAST LEAGUE BATTING LEADERS

BATTER	CLUB	AVG	G	AB	R	H	HR	RBI
Stefanic, M	SL	.365	99	381	67	139	5	62
Busch, M	OKC	.323	98	390	85	126	27	90
Montes, C	ABQ	.317	107	436	96	138	22	89
Castillo, D	REN	.313	124	454	94	142	3	72
Evans, P	REN	.312	128	481	107	150	11	88
Kennedy, B	REN/LV	.307	101	374	82	115	5	50
Cabbage, T	SL	.306	107	418	83	128	30	89
Thomas, C	LV	.301	107	429	67	129	23	109

(minimum 2.7 PA/league games)

AT BATS			DOUBLES			TRIPLES		
Hernandez, E	RR	554	Hernandez, E	RR	36	Barrosa, J	REN	8
Ward, R	OKC	538	Castillo, D	REN	33	Kennedy, B	REN/LV	8
DeLoach, Z	TAC	528	Mann, D	OKC	33	Thomas, C	LV	8
Avans, D	OKC	508	Brooks, T	LV/SAC	31	Montaño, D	ABQ	7
Crim, B	RR	494	Crim, B	RR	31	9 Tied		6
			Foscue, J	RR	31			
HOME RUNS			ON-BASE PERCENTAGE			TOTAL BASES		
Cabbage, T	SL	30	Stefanic, M	SL	.463	Hernandez, E	RR	265
Scheiner, J	TAC	30	Kennedy, B	REN/LV	.432	DeLoach, Z	TAC	254
Wendzel, D	RR	30	Busch, M	OKC	.431	Crim, B	RR	250
Busch, M	OKC	27	Castillo, D	REN	.431	Cabbage, T	SL	249
Adell, J	SL	24	Evans, P	REN	.424	Busch, M	OKC	241
						Thomas, C	LV	241
RBI			SLUGGING PERCENTAGE			STRIKEOUTS		
Thomas, C	LV	109	Busch, M	OKC	.618	DeLoach, Z	TAC	173
Scheiner, J	TAC	105	Cabbage, T	SL	.596	Leon, P	SUG	160
Hernandez, E	RR	99	Thomas, C	LV	.562	Ward, R	OKC	157
Ward, R	OKC	95	Montes, C	ABQ	.550	Cabbage, T	SL	142
Brooks, T	LV/SAC	90	Fabian, S	RR	.523	Scheiner, J	TAC	134
Busch, M	OKC	90						
STOLEN BASES			EXTRA-BASE HITS			BASE ON BALLS		
Adams, J	SL	44	Hernandez, E	RR	59	Castillo, D	REN	97
Lopes, T	ELP	42	Cabbage, T	SL	58	Evans, P	REN	92
Wade, T	LV	42	Crim, B	RR	58	Foscue, J	RR	85
Martinez, J	RR	38	Thomas, C	LV	58	DeLoach, Z	TAC	83
Herron, J	ABQ	33	Busch, M	OKC	57	Hummel, C	TAC	82
HITS			RUNS SCORED					
Hernandez, E	RR	165	Evans, P	REN	107			
DeLoach, Z	TAC	151	Herron, J	ABQ	106			
Evans, P	REN	150	Hernandez, E	RR	98			
Crim, B	RR	143	Montes, C	ABQ	96			
Castillo, D	REN	142	Avans, D	OKC	95			



2023 PACIFIC COAST LEAGUE PITCHING LEADERS

PITCHER	CLUB	W-L	ERA	IP	H	BB	K
Dugger, R	RR	7-10	4.31	146.1	149	60	143
Walston, B	REN	12-6	4.52	149.1	142	93	104
McCaughan, D	TAC	7-8	5.83	139.0	154	44	130
Espinoza, A	ELP	8-9	6.15	131.2	148	73	117
Kalish, J	SL	9-11	7.19	137.2	178	55	103
Criswell, J	ABQ	5-10	7.51	121.0	140	71	135
Groome, J	ELP	4-10	8.55	134.2	171	112	137

(minimum 0.8 IP/league games)

WINS			STRIKEOUTS			ERA		
Avila, N	SAC	14	Dugger, R	RR	143	Dugger, R	RR	4.31
Walston, B	RNO	12	Groome, J	ELP	137	Walston, B	REN	4.52
Oller, A	LV/TAC	10	Criswell, J	ABQ	135	McCaughan, D	TAC	5.83
Bradford, C	RR	9	McCaughan, D	TAC	130	Espinoza, A	ELP	6.15
Diaz, J	SL	9	Oller, A	LV/TAC	121	Kalish, J	SL	7.19
Kalish, J	SL	9	Rosenberg, K	SL	120	Criswell, J	ABQ	7.51
Winn, C	RR	9	Stone, G	OKC	120	Groome, J	ELP	8.55

SAVES			COMPLETE GAMES			WHIP		
Suero, W	OKC	17	Cecconi, S	REN	1	McCaughan, D	TAC	1.42
Festa, M	TAC	15	Fulmer, C	SL	1	Dugger, R	RR	1.43
O'Brien, R	TAC	15	McCaughan, D	TAC	1	Walston, B	RNO	1.57
Miller, E	SAC	14	Milone, T	TAC	1	Espinoza, A	ELP	1.68
Record, J	SUG	11				Kalish, J	SL	1.69
Kerr, R	ELP	10				Criswell, J	ABQ	1.74
Martinez, J	RNO	9				Groome, J	ELP	2.10

GAMES			SHUTOUTS			BATTING AVERAGE		
Avila, N	SAC	56	None			Walston, B	REN	.254
Paredes, E	SUG	52				Dugger, R	RR	.262
Ferguson, T	REN	51				McCaughan, D	TAC	.277
O'Brien, R	TAC	51				Espinoza, A	ELP	.285
Hanhold, E	ELP	50				Criswell, J	ABQ	.286
Record, J	SUG	50				Groome, J	ELP	.312

GAMES STARTED			INNINGS PITCHED			HOLDS		
McCaughan, D	TAC	28	Walston, B	REN	149.1	Kolarek, A	OKC	10
Winn, C	RR	28	Dugger, R	RR	146.1	Kolek, S	TAC	10
Nelson, R	RNO	26	McCaughan, D	TAC	139.0	Latz, J	RR	10
Wiles, C	LV	26	Kalish, J	SL	137.2	O'Brien, R	TAC	9
Avila, P	ELP	24	Groome, J	ELP	134.2	Hudson, B	OKC	8
Sheffield, J	TAC	24	Espinoza, A	ELP	131.2	Lugo, M	ELP	8
						McAllister, Z	REN	8

4 others tied at 8.

LOSSES			BASE ON BALLS		
Kalish, J	SL	11	Groome, J	ELP	112
Criswell, J	ABQ	10	Walston, B	REN	93
Dugger, R	RR	10	Winn, C	RR	79
Groome, J	ELP	10	Espinoza, A	ELP	73
Tamarez, M	SUG	10	Strotman, D	SAC	73
Waldron, M	ELP	10	Criswell, J	ABQ	71



2023 PACIFIC COAST LEAGUE TEAM STATISTICS

Organization
2024 Isotopes
2023 In Review
Colorado Rockies
Opponents
Isotopes Records
Copa
ABQ Pro Baseball
History
Media Information

BATTING	AVG	G	AB	R	H	TB	2B	3B	HR	RBI	BB	IBB	K	SB	CS	OBPS	SLG	SAC	SF
Reno Aces	.303	150	5176	1043	1570	2463	302	51	163	984	815	13	1090	76	47	.401	.476	12	68
Las Vegas Aviators	.287	149	5233	984	1500	2554	319	36	221	933	646	9	1245	188	42	.370	.488	27	39
Albuquerque Isotopes	.280	150	5244	959	1469	2435	286	52	192	907	689	5	1378	173	54	.366	.464	8	59
El Paso Chihuahuas	.277	150	5193	935	1439	2392	318	31	191	876	726	7	1223	212	57	.369	.461	5	50
Salt Lake Bees	.274	149	5040	844	1380	2249	252	40	179	786	670	7	1298	172	49	.364	.446	23	43
Round Rock Express	.270	149	5104	919	1379	2325	294	35	194	853	733	6	1290	145	42	.369	.456	8	37
Oklahoma City Dodgers	.269	148	5059	904	1359	2244	306	33	171	854	769	11	1289	119	42	.370	.444	5	46
Tacoma Rainiers	.260	150	5086	922	1320	2302	274	33	214	879	840	11	1434	210	46	.370	.453	5	40
Sacramento River Cats	.258	149	5002	817	1290	2147	246	22	189	762	713	7	1348	142	32	.358	.429	26	45
Sugar Land Space Cowboys	.243	150	5007	787	1217	2079	221	37	189	734	752	7	1476	127	45	.348	.415	15	44

PITCHING	ERA	G	CG	SHO	SV	IP	H	R	ER	HR	HB	BB	K	WP	WHIP	AVG
Oklahoma City Dodgers	4.58	148	0	6	38	1314.0	1247	757	669	166	67	621	1394	55	1.42	.249
Round Rock Express	4.72	149	0	4	37	1314.2	1268	763	689	168	71	675	1377	62	1.48	.253
Tacoma Rainiers	5.33	150	2	5	40	1323.1	1424	859	784	199	66	616	1226	56	1.54	.276
Sacramento River Cats	5.39	149	0	2	27	1296.2	1264	857	777	157	89	864	1364	80	1.64	.256
Reno Aces	5.79	150	1	3	33	1308.1	1397	910	841	165	65	739	1327	69	1.63	.272
Sugar Land Space Cowboys	5.83	150	0	2	30	1310.2	1328	936	849	200	74	837	1316	90	1.65	.263
Salt Lake Bees	6.01	149	1	5	28	1295.1	1441	932	865	197	74	739	1236	78	1.68	.284
Las Vegas Aviators	6.22	149	0	2	37	1306.2	1478	1012	903	229	89	751	1277	87	1.71	.284
Albuquerque Isotopes	6.51	150	0	3	26	1316.2	1559	1033	952	218	79	725	1212	79	1.73	.295
El Paso Chihuahuas	6.52	150	0	0	23	1315.0	1517	1055	952	204	74	786	1342	71	1.75	.288

FIELDING	PCT	TC	PO	A	E	DP	PB	SB	CS
Albuquerque Isotopes	.983	5497	3950	1453	94	150	12	130	30
Sugar Land Space Cowboys	.981	5290	3932	1258	100	134	17	187	47
Round Rock Express	.981	5324	3944	1279	101	143	13	117	45
Tacoma Rainiers	.981	5463	3970	1389	104	151	13	167	41
Reno Aces	.981	5312	3925	1285	102	133	14	132	40
Salt Lake Bees	.978	5414	3886	1408	120	149	12	139	51
El Paso Chihuahuas	.977	5397	3945	1328	124	108	22	172	55
Oklahoma City Dodgers	.977	5330	3942	1263	125	133	8	214	48
Sacramento River Cats	.976	5356	3890	1337	129	155	18	149	60
Las Vegas Aviators	.974	5355	3920	1294	141	159	10	157	39





COLORADO ROCKIES



COLORADO ROCKIES



COORS FIELD

2001 Blake Street
 Denver, CO 80205
 (303) 312-2325 (p)
 (303) 312-2319 (f)
 www.rockies.com

EXECUTIVE OFFICERS

Richard L. Monfort.....	Owner/Chairman & Chief Executive Officer
Charles K. Monfort.....	Owner/General Partner
Gregory D. Feasel.....	President/Chief Operating Officer
Bill Schmidt.....	Sneior Vice President & General Manager
Rolando Fernandez.....	Vice President - International Scouting & Development
Brian Gaffney.....	Vice President - General Counsel
Kevin H. Kahn.....	Vice President/Chief Customer Officer - Ballpark Operations
Jim Kellogg.....	Vice President - Community & Retail Operations
Douglas Mylowe.....	Vice President - Chief Financial Officer
Sue Ann McClaren.....	Vice President - Ticket Sales, Operations & Services
Kimberly Molina.....	Vice President - Human Resources
Walker Monfort.....	Vice President - Corporate Partnerships
Danny Montgomery.....	Vice President and Assistant General Manager of Scouting
Zack Rosenthal.....	Vice President and Assistant General Manager of Baseball Operations and Assistant General Counsel
Terry Douglass.....	Executive Assistant to the Owner/Chairman & Chief Executive Office
Kimberly Olson.....	Executive Assistant to the President/Chief Operating Office

BASEBALL OPERATIONS

Irma Castañeda.....	Assistant to the Senior Vice President & General Manager
Paul Eginis.....	Senior Director - Major League Operations
Marc Gustafson.....	Senior Director - Scouting Operations
Sterling Monfort.....	Director - Professional Scouting Operations
Emily Glass.....	Administrator - Scouting Operations
Al Gilbert.....	Senior Analyst - Baseball Strategy & Economics
Amir Mamdani.....	Manager - Baseball Operations
Julianna Rubin.....	Manager - Baseball Operations
Chris Forbes.....	Director - Player Development
Jesse Stender.....	Assistant Director - Player Development
Avery Griggs.....	Player Development & Professional Scouting Assistant
Brian Jones.....	Director - Research and Development
Brittany Haby.....	Manager - Baseball Research
Chris Bonk.....	Analyst - Pitching
Jack Voigt.....	Analyst - Research & Development
Tim Batesole.....	Analyst - Research & Development
Allison Florian.....	Analyst - Research & Development
Alex DaSilva.....	Baseball Operations Fellow
Jimmy Hartley.....	Manager - Baseball Technology
Brandon Stone.....	Coordinator - Performance Science
Isaac Gerhart-Hines.....	Manager - Baseball Systems
Adam Beier.....	Senior Data Engineer
Declan Costello.....	Data Engineer
Michael Brandt.....	Full Stack Developer
Weston Harper.....	Senior Software Engineer

CLUBHOUSE PERSONNEL

Mike Pontarelli.....	Manager - Major League Clubhouse
Patrick Gill.....	Coordinator - Major League Clubhouse
Tyler Hines.....	Culinary Nutritionist
Brian Brown.....	Assistant Culinary Nutritionist
Alan Bossart.....	Manager - Clubhouse Purchasing/Visiting Clubhouse
Keith Dugger.....	Head Athletic Trainer & Director, Medical Operations
Andy Stover.....	Assistant Athletic Trainer
Heath Townsend.....	Assistant Athletic Trainer
Scott Muramaya.....	Coordinator - Major League Rehabilitation
Gabe Bauer.....	Director - Physical Performance
Mike Jasperson.....	Coordinator - Major League Physical Performance
Robert Mahoney.....	Physical Therapy Fellow

COMMUNICATIONS & MARKETING

Cory Little.....	Senior Director - Communications
Shelby Cravens.....	Manager - Communications
Robert Livingston.....	Coordinator - Communications
Kevin Collins.....	Coordinator - Communications
Nora Farrell.....	Manager - Digital Communications
Emily Morton.....	Coordinator - Digital Communications
Ethan Miller.....	Coordinator - Video Content
Kyle Cooper.....	Team Photographer

FIELD STAFF

Bud Black.....	Manager
Mike Redmond.....	Bench Coach
Hensley Meulens.....	Hitting Coach
Andy Gonzalez.....	Assistant Hitting Coach
P.J. Piltzere.....	Assistant Hitting Coach
Darryl Scott.....	Pitching Coach
Ronnie Gideon.....	First Base Coach
Warren Schaeffer.....	Third Base Coach/Infield Coach
Reid Cornelius.....	Bulpen Coach
Kyle Cunningham.....	Assistant Bulpen Catcher
Aaron Munoz.....	Bulpen Catcher



HARTFORD YARD GOATS (DOUBLE-A)



DUNKIN' DONUTS PARK

1214 Main Street
 Hartford, CT 06103
 (860) 246-4628 (p)
 (860) 247-4628 (f)
 www.yardgoatsbaseball.com

Eastern League

President: Tim Restall
Bench Coach: Luis Lopez
Hitting Coach: Zach Osborne

Manager: Bobby Meacham
Pitching Coach: Dan Meyer
Head Athletic Trainer: Coy Coker

2023 Statistics
 57-76 Overall Record

SPOKANE INDIANS (HIGH-A)



AVISTA STADIUM

602 N. Havana St.
 Spokane Valley, WA
 (509) 343-6886 (p)
 www.spokaneindians.com

Northwest League

Co-Owner & Brett Sports CEO: Andy Billig
Bench Coach: Joe Mikulik
Hitting Coach: Tom Sutaris

Manager: Robinson Cancel
Pitching Coach: Blaine Beatty

2023 Statistics
 62-67 Overall Record

FRESNO GRIZZLES (SINGLE-A)



CHUKCHANSI PARK

1800 Tulare Street
 Fresno, CA 93721
 (559) 320-4487 (p)
 www.fresnogrizzlies.com

California League

Managing Partner: Michael Baker
Bench Coach: Cesar Galvez
Hitting Coach: Trevor Burmeister

Manager: Steve Soliz
Pitching Coach: Rolando Garza
Head Athletic Trainer: Justin Wilson

2023 Statistics
 78-54 Overall Record



ARIZONA COMPLEX LEAGUE ROCKIES



SALT RIVER FIELDS

7555 N. Pima Road
Scottsdale, AZ 85258
(480) 270-5000 (p)

ACL East

Manager: Fred Ocasio
Hitting Coaches: Julio Campos/Greg Jones
Athletic Trainers: Maranda Briney/Toshiaki Nagahara
Bench Coach: Tony Wolters
Pitching Coach: Ryan Kibler/Helmis Rodriguez

2023 Statistics

40-15 Overall Record

DOMINICAN SUMMER LEAGUE ROCKIES 1 & 2



COLORADO ROCKIES COMPLEX

Complejo Las Americas - Calle Prolongacion Caracol
Boca Chica, Dominican Republic
(809) 696-3324

Dominican Summer League

Managers: Mauricio Gonzalez / Eugenio Jose
Hitting Coaches: Felix Rosario / Florentino Nunez
Athletic Trainers: Zach Rodriguez / Andri Guevara
Pitching Coaches: Sam Deduno / Pedro Astacio

2023 Statistics

34-19 and 29-24 Overall Record

Jackson Merrill

is the Padres 2nd-best Padres prospect and the 17th overall prospect, according to Baseball America. The shortstop slashed .277/.326/.444 with 25 doubles and 15 homers between High-A Fort Wayne and Double-A San Antonio.

2024 OPPONENTS



El Paso
CHIHUAHUAS



1 Ballpark Way
El Paso, TX 79901
www.epchihuahuas.com
East Division

Phone: (915) 242-2000
Fax: (915) 242-2031
@epchihuahuas
2023 Record: 62-88

FRONT OFFICE
Ownership MountainStar Sports Group, LLC
General Manager.....Brad Taylor
Director of Media RelationsTim Hagerty
Broadcaster Tim Hagerty
Flagship Station..... ESPN El Paso 600-AM

Field Staff
ManagerPete Zamora (1st season)
Pitching Coach Scott Mitchell
Assistant Pitching Coach.....Jimmy Jones
Hitting Coach..... Raul Padron
Bench Coach..... Greg Starbuck
Athletic Trainer..... Josh Diloreto
Athletic Trainer.....Maritza Castro
Strength Coach..... A.J. Russell

PADRES TOP 10 PROSPECTS
By BASEBALL AMERICA

- Ethan Salas, C
- Jackson Merrill, SS
- Robby Snelling, LHP
- Dylan Lesko, RHP
- Drew Thorpe, RHP
- Leodalis De Vries, SS
- Samuel Zavala, OF
- Dillon Head, OF
- Jairo Iriarte, RHP
- Adam Mazur, RHP

2024 SCHEDULE

March 29..... at Albuquerque (6:35 PM)	May 12..... at El Paso (12:05 PM)
March 30..... at Albuquerque (6:35 PM)	June 11..... at Albuquerque (6:35 PM)
March 31..... at Albuquerque (1:35 PM)	June 12..... at Albuquerque (6:35 PM)
April 16..... at El Paso (6:35 PM)	June 13..... at Albuquerque (6:35 PM)
April 17..... at El Paso (12:05 PM)	June 14..... at Albuquerque (6:35 PM)
April 18..... at El Paso (6:35 PM)	June 15..... at Albuquerque (6:35 PM)
April 19..... at El Paso (6:35 PM)	June 16..... at Albuquerque (6:05 PM)
April 20..... at El Paso (6:35 PM)	July 2..... at El Paso (6:35 PM)
April 21..... at El Paso (12:05 PM)	July 3..... at El Paso (6:35 PM)
May 7..... at El Paso (6:05 PM)	July 4..... at El Paso (6:35 PM)
May 8..... at El Paso (11:05 AM)	July 5..... at El Paso (6:35 PM)
May 9..... at El Paso (6:35 PM)	July 6..... at El Paso (6:35 PM)
May 10..... at El Paso (6:35 PM)	July 7..... at El Paso (6:05 PM)
May 11..... at El Paso (6:35 PM)	

ISOTOPES VS. CHIHUAHUAS

All-Time Record:.....	86-79
All-Time Record at Albuquerque.....	48-36
All-Time Record at El Paso.....	38-43
Largest Margin of Victory.....	18 (20-2 at ABQ 7/2/23)
Largest Margin of Defeat.....	13 (2x, last: 7-20 at ABQ 8/16/23)
Most Runs Scored/Game.....	20 (20-2 at ABQ 7/2/23)
Most Runs Allowed/Game.....	21 (10-21 vs. ELP 5/20/19)
Longest Winning Streak.....	6 (2x, last: 6/29/23-8/15/23)
Longest Losing Streak.....	11 (8/2/22-9/10/22)
Series Sweeps, Isotopes.....	2 (Last: 9/2-9/5/16 at ELP)
Series Sweeps, Chihuahuas.....	2 (Last: 8/2-8/6/22 at ELP)

HOME FACILITY

Ballpark Name (Built).....Southwest University Park (2014)
Capacity..... 8,018
Dimensions..... LF-324', CF-406', RF 322'
Press Box Phone..... (915) 533-2273



2023 Series Results (Albuquerque 18, El Paso 6)

Date	N/D	Opponent	Score	Win	Loss	Save	Attendance
4/11	N	at ELP	W, 13-12	Nick Mears (1-0)	Angel Fralipe (0-1)	Blair Calvo (2)	7,057
4/12	D	at ELP	W, 7-2	Karl Kauffmann (1-1)	Pedro Avila (1-1)	-	9,014
4/13	N	at ELP	L, 6-19	Jay Groome (1-1)	Jeff Criswell (1-2)	-	7,875
4/14	N	at ELP	W, 8-3	Josh Rogers (1-0)	Angel Sanchez (0-1)	-	8,615
4/15	N	at ELP	L, 5-8	Julio Teheran (2-1)	Phillips Valdez (0-)	-	9,639
4/16	D	at ELP	W, 10-3	Logan Allen (1-0)	Matt Waldron (0-2)	-	7,394
6/28	N	vs. ELP	L, 8-11	Anderson Espinoza (4-2)	Ben Braymer (1-3)	-	9,277
6/29	D	vs. ELP	W, 4-2	Phillips Valdez (4-3)	Logan Watson (0-1)	Fernando Abad (3)	5,429
6/30	N	vs. ELP	W, 4-3	Tommy Doyle (4-2)	Angel Sanchez (1-4)	-	8,321
7/1	N	vs. ELP	W, 7-3	Jeff Criswell (3-7)	Ryan Weathers (0-2)	-	14,591
7/2	N	vs. ELP	W, 20-2	Phillips Valdez (5-3)	Jared Koenig (2-3)	-	8,438
7/3	N	vs. ELP	W, 11-10	Nick Kennedy (1-0)	Moises Lugo (2-3)	-	11,601
8/15	N	vs. ELP	W, 8-1	Jeff Criswell (4-9)	Adrian Morejon (1-1)	Tommy Doyle (1)	8,590
8/16	N	vs. ELP	L, 7-20	Nick Hernandez (2-0)	Ben Braymer (1-6)	Michael Petersen (1)	6,991
8/17	N	vs. ELP	W, 9-5	Riley Pint (3-4)	Nolan Watson (0-3)	-	4,389
8/18	N	vs. ELP	L, 5-7	Adrian Morejon (2-1)	Josh Rogers (4-8)	Ray Kerr (9)	5,409
8/19	N	vs. ELP	W, 5-3	Chance Adams (1-0)	Sean Reynolds (0-1)	-	4,022
8/20	D	vs. ELP	W, 7-1	Jeff Criswell (5-9)	Aaron Leasher (1-1)	-	8,772
9/12	N	at ELP	W, 6-3	Chance Adams (2-0)	Aaron Leasher (2-2)	Matt Carasiti (2)	5,418
9/13	D	at ELP	W, 4-2	Noah Davis (1-4)	Anderson Espinoza (7-8)	Tommy Doyle (6)	6,295
9/14	N	at ELP	W, 9-8	Justin Bruitt (1-1)	Domingo Tapia (1-4)	Stephen Jones (2)	6,324
9/15	N	at ELP	L, 3-5	Aaron Brooke (4-3)	Connor Seabold (1-2)	Jared Koenig (4)	7,463
9/16	N	at ELP	W, 6-4	Josh Rogers (7-8)	Glen Otto (1-3)	Tommy Doyle (7)	8,504
9/17	D	at ELP	W, 11-8 (10)	Eli Lings (4-2)	Domingo Tapia (1-5)	-	6,548





FRONT OFFICE
 OwnershipHoward Hughes Corporation
 PresidentDon Logan
 General Manager..... Chuck Johnson
 Director of Media RelationsJim Gemma
 Broadcaster.....Russ Langer
 Flagship Station.....NBC Sports 920-AM

Field Staff
 Manager Fran Riordan (6th season)
 Pitching Coach Bryan Corey
 Assistant Pitching Coach..... Bronswell Patrick
 Hitting Coach Brian McArn
 Assistant Hitting Coach Jason Camilli
 Athletic Trainer..... Dave Comeau
 Assistant Athletic Trainer Jake Routhier
 Sport Performance Coach..... Steven Thayer

ATHLETICS TOP 10 PROSPECTS
 By BASEBALL AMERICA

1. Mason Miller, RHP
2. Tyler Soderstrom, C
3. Jacob Wilson, SS
4. Luis Morales, RHP
5. Denzel Clarke, OF
6. Lawrence Butler, OF
7. Darell Hernaiz, SS
8. Joe Boyle, RHP
9. Max Muncy, SS
10. Steven Echavarria, RHP

Las Vegas
AVIATORS

1650 S. Pavilion Center Drive
 Las Vegas, NV 89135
 www.aviatorslv.com
 West Division

Phone: (702) 943-7200
 Fax: (702) 943-7214
 @AviatorsLV
 2023 Record: 75-74



2024 SCHEDULE


July 30	at Las Vegas (8:05 PM)
July 31	at Las Vegas (8:05 PM)
August 1	at Las Vegas (8:05 PM)
August 2	at Las Vegas (8:05 PM)
August 3	at Las Vegas (8:05 PM)
August 4	at Las Vegas (7:05 PM)
September 10	at Albuquerque (6:35 PM)
September 11	at Albuquerque (6:05 PM)
September 12	at Albuquerque (11:05 AM)
September 13	at Albuquerque (6:35 PM)
September 14	at Albuquerque (6:35 PM)
September 15	at Albuquerque (1:35 PM)

ISOTOPES VS. AVIATORS/51s

All-Time Record:	91-85
All-Time Record at Albuquerque	49-36
All-Time Record at Las Vegas.....	42-49
Largest Margin of Victory	13 (2x, last 19-6 at ABQ 8/2/23)
Largest Margin of Defeat.....	13 (2x, last 3-16 at ABQ 7/5/19)
Most Runs Scored/Game.....	19 (2x, last 19-6 at ABQ 8/2/23)
Most Runs Allowed/Game.....	18 (5-18 at ABQ 4/29/08)
Longest Winning Streak	11 (7/25/03-5/21/05)
Longest Losing Streak	9 (9/11/14-5/7/15)
Series Sweeps, Isotopes.....	4 (Last: 8/7-8/10/16 at ABQ)
Series Sweeps, Aviators	2 (Last: 5/4/15-5/7/15)

HOME FACILITY

Ballpark Name (Built).....	Las Vegas Ballpark (2019)
Capacity.....	10,000
Dimensions.....	LF-340', CF-415', RF-340'
Press Box Phone.....	(702) 943-7250



2023 Series Results (Las Vegas 8, Albuquerque 4)

Date	N/D	Opponent	Score	2023 Series Results (Las Vegas 8, Albuquerque 4)		Save	Attendance
				Win	Loss		
5/9	N	at LV	W, 9-6	Phillips Valdez (2-1)	Adrian Martinez (0-1)	-	5,705
5/10	N	at LV	L, 3-5	Garrett Acton (5-1)	Matt Koch (1-1)	Domingo Acevedo (1)	4,740
5/11	N	at LV	L, 0-6	Joe Wieland (2-2)	Jeff Criswell (1-4)	-	7,596
5/12	N	at LV	W, 8-4	Blair Calvo (1-0)	Adrian Martinez (0-2)	-	8,850
5/13	N	at LV	L, 6-7	Domingo Acevedo (1-0)	Matt Carasiti (1-1)	-	8,896
5/14	D	at LV	L, 10-15	Adam Oller (1-0)	Phillips Valdez (2-2)	-	5,637
8/1	N	vs. LV	L, 4-8	Norge Ruiz (2-1)	Phillips Valdez (5-6)	-	7,139
8/2	N	vs. LV	W, 19-6	Josh Rogers (4-6)	Adrian Martinez (0-7)	-	6,935
8/3	N	vs. LV	L, 5-9	Zack Godley (2-0)	Jeff Criswell (3-9)	-	7,197
8/4	N	vs. LV	W, 10-5	Karl Kauffmann (3-5)	Norge Ruiz (2-2)	-	5,631
8/5	N	vs. LV	L, 3-7	Francisco Pérez (4-1)	Ben Braymer (1-4)	-	9,570
8/6	N	vs. LV	L, 7-8	Taylor Scott (4-0)	Michael Petersen (1-1)	Chad Smith (4)	3,942



OKLAHOMA CITY BASEBALL CLUB



Oklahoma City
BASEBALL CLUB



2 South Mickey Mantle Drive
Oklahoma City, OK 73104
www.okcbaseball.com
East Division

Phone: (405) 218-1000
Fax: (405) 218-1001
@okc_baseball
2023 Record: 90-58

FRONT OFFICE

Ownership Diamond Baseball Holdings
General Manager.....Michael Byrnes
Director of Media Relations.....Alex Freedman
Broadcaster.....Alex Freedman
Flagship Station.....KGHM 1340-AM

Field Staff

Manager Travis Barbary (5th season)
Pitching Coach Doug Mathis
Pitching Coach Justin De Fratus
Hitting Coach..... Manny Burriss
Bench Coach..... Chris Gutierrez
Athletic Trainer..... Chelsea Willette
Assistant Athletic Trainer Griffin Boyte
Performance Coach.....Paul Fournier

DODGERS TOP 10 PROSPECTS
By **BASEBALL AMERICA**

1. Dalton Rushing, C
2. Gavin Stone, RHP
3. Andy Pages, OF
4. Nick Frasso, RHP
5. Josue De Paula, OF
6. Kyle Hurt, RHP
7. River Ryan, RHP
8. Diego Cartaya, C
9. Jackson Ferris, LHP
10. Maddux Bruns, LHP

2024 SCHEDULE

April 2at Oklahoma City (6:05 PM)	May 28at Albuquerque (6:35 PM)
April 3at Oklahoma City (6:05 PM)	May 29at Albuquerque (6:35 PM)
April 4at Oklahoma City (6:05 PM)	May 30at Albuquerque (6:35 PM)
April 5at Oklahoma City (6:05 PM)	May 31at Albuquerque (6:35 PM)
April 6at Oklahoma City (5:05 PM)	June 1at Albuquerque (6:35 PM)
April 7at Oklahoma City (1:05 PM)	June 2at Albuquerque (6:05 PM)
April 23at Albuquerque (6:35 PM)	June 18at Oklahoma City (5:05 PM)
April 24at Albuquerque (6:05 PM)	June 19at Oklahoma City (10:05 AM)
April 25at Albuquerque (11:05 AM)	June 20at Oklahoma City (6:05 PM)
April 26at Albuquerque (6:35 PM)	June 21at Oklahoma City (6:05 PM)
April 27at Albuquerque (6:35 PM)	June 22at Oklahoma City (5:05 PM)
April 28at Albuquerque (1:35 PM)	June 23at Oklahoma City (1:05 PM)

ISOTOPES VS. DODGERS/REDHAWKS

All-Time Record:	119-142
All-Time Record at Albuquerque	68-61
All-Time Record at Oklahoma City.....	51-81
Largest Margin of Victory	17 (23-6 at ABQ 7/30/09)
Largest Margin of Defeat	20 (4-24 at ABQ 6/22/04)
Most Runs Scored/Game.....	23 (23-6 at ABQ 7/30/09)
Most Runs Allowed/Game.....	24 (4-24 at ABQ 6/22/04)
Longest Winning Streak.....	5 (2x, last: 8/22/23-8/26/23)
Longest Losing Streak.....	12 (7/2/23-8/23/15)
Series Sweeps, Isotopes	1 (8/8-8/11/08 at ABQ)
Series Sweeps, Dodgers	7 (Last: 6/12-6/14/19 at ABQ)

HOME FACILITY

Ballpark Name (Built).....	Chickasaw Bricktown Ballpark (1998)
Capacity.....	9,000
Dimensions.....	LF-325', CF-400', RF-325'
Press Box Phone	(405) 218-1000 ext. 333



2023 Series Results (Albuquerque 14, Oklahoma City 10)

Date	ND	Opponent	Score	Win	Loss	Save	Attendance
4/18	N	vs. ABO	W, 13-10	Karl Kauffmann (1-1)	Matt Andriese (1-2)	Fernando Abad (2)	3,375
4/19	N	vs. ABO	L, 13-15	Taylor Scott (1-0)	Jeff Criswell (1-3)	Wander Suero (3)	4,266
4/20	D	vs. ABO	L, 6-8	William Cuevas (1-1)	Peter Lambert (0-1)	Adam Kolarek (1)	5,709
4/21	N	vs. ABO	W, 4-3	Fernando Abad (2-1)	Mark Washington (1-1)	-	8,212
4/22	N	vs. ABO	L, 2-3	Justin Hagenman (1-0)	Stephen Jones (0-1)	Wander Suero (4)	11,269
4/23	D	vs. ABO	L, 1-11	Matt Andriese (1-2)	Karl Kauffmann (2-2)	-	7,857
7/4	N	at OKC	L, 4-7	Justin Hagenman (4-0)	Josh Rogers (1-6)	Wander Suero (9)	9,769
7/5	N	at OKC	W, 5-4	Kyle Johnston (1-0)	Justin Bruihl (4-1)	Tommy Doyle (2)	3,590
7/6	N	at OKC	W, 9-7	Dugan Darnell (1-0)	Justin Bruihl (4-2)	-	4,078
7/7	N	at OKC	W, 10-1	Eli Longis (2-1)	Matt Andriese (6-5)	-	6,879
7/8	N	at OKC	W, 4-2	PJ Poulin (1-1)	Jimmy Nelson (0-1)	Tommy Doyle (3)	10,348
7/9	D	at OKC	L, 0-3	Gavin Stone (3-4)	Noah Davis (0-3)	Justin Hagenman (1)	4,654
8/22	N	at OKC	W, 9-6	Nick Mears (2-1)	Tyler Cyr (2-2)	Gavin Hollowell (1)	3,910
8/23	N	at OKC	W, 8-7	Victor Vodnick (1-0)	Wander Suero (5-3)	-	3,112
8/24	N	at OKC	W, 6-3	Josh Rogers (5-9)	Jake Reed (1-1)	Stephen Jones (1)	5,560
8/25	N	at OKC	W, 9-8	Nick Mears (3-1)	Alec Gamboa (2-2)	Gavin Hollowell (2)	6,257
8/26	N	at OKC	W, 8-2	PJ Poulin (3-3)	Emmett Sheehan (0-1)	-	6,615
8/27	N	at OKC	L, 0-14	Nick Frasso (1-0)	Connor Seabold (0-1)	-	5,019
9/19	N	vs. OKC	L, 4-8	Wander Suero (6-3)	Tommy Doyle (4-4)	-	9,417
9/20	N	vs. OKC	L, 8-13	Tyson Miller (2-0)	Ben Braymer (1-7)	Wander Suero (10)	10,420
9/21	D	vs. OKC	L, 5-8	Jimmy Nelson (1-1)	Austin Kilchen (0-1)	-	5,108
9/22	N	vs. OKC	W, 7-0	Tanner Gordon (1-1)	Kendall Williams (0-1)	-	6,514
9/23	N	vs. OKC	W, 7-0	Josh Rogers (6-9)	Bryan Hudson (5-2)	Tommy Doyle (8)	7,354
9/24	D	vs. OKC	W, 2-1	Stephen Jones (2-3)	Alec Gamboa (2-4)	Chance Adams (1)	10,620



Organization
2024 Isotopes
2023 In Review
Colorado Rockies
Opponents
Isotopes Records
Copa
ABQ Pro Baseball
History
Media Information



Reno ACES



250 Evans Ave.
Reno, NV 89501
www.renoaces.com
West Division

Phone: (775) 334-4700
Fax: (775) 334-4701
@Aces
2023 Record: 88-62

2024 SCHEDULE

August 27.....	at Albuquerque (6:35 PM)
August 28.....	at Albuquerque (6:35 PM)
August 29.....	at Albuquerque (6:35 PM)
August 30.....	at Albuquerque (6:35 PM)
August 31.....	at Albuquerque (6:35 PM)
September 1.....	at Albuquerque (1:35 PM)
September 17.....	at Reno (7:35 PM)
September 18.....	at Reno (7:35 PM)
September 19.....	at Reno (7:35 PM)
September 20.....	at Reno (7:35 PM)
September 21.....	at Reno (4:05 PM)
September 22.....	at Reno (2:05 PM)

ISOTOPES vs. ACES

All-Time Record:	72-73
All-Time Record at Albuquerque	41-36
All-Time Record at Reno	31-37
Largest Margin of Victory	11 (2x, last 13-2 at RENO 4/10/19)
Largest Margin of Defeat.....	14 (8-22 at RENO 8/10/12)
Most Runs Scored/Game.....	16 (3x: 16-9 at ABQ 6/2/19)
Most Runs Allowed/Game.....	22 (8-22 at REN 8/10/12)
Longest Winning Streak.....	7 (4/12/16-4/22/16)
Longest Losing Streak.....	11 (8/13/22-9/7/23)
Series Sweeps, Isotopes.....	1 (4/19-4/22/16 at ABQ)
Series Sweeps, Aces	2 (last: 6/20-6/25/23 at REN)

HOME FACILITY

Ballpark Name (Built).....	Greater Nevada Field (2009)
Capacity.....	9,100
Dimensions.....	LF-339', CF-410', RF-340'
Press Box Phone.....	(775) 344-7026



2023 Series Results (Reno 10, Albuquerque 2)

Date	N/D	Opponent	Score	Win	Loss	Save	Attendance
6/20	N	at REN	L, 2-10	Blake Walston (6-4)	Jeff Criswell (2-7)	-	4,384
6/21	N	at REN	L, 6-8	Kevin Ginkel (1-0)	Josh Rogers (1-5)	Justin Martinez (5)	4,645
6/22	N	at REN	L, 6-14	Bryce Jarvis (3-4)	Ben Braymer (1-2)	-	3,455
6/23	N	at REN	L, 3-14	Konnor Pilkington (2-2)	Ty Blach (3-1)	-	7,484
6/24	N	at REN	L, 1-6	Brandon Pfaadt (5-1)	Luis Cessa (0-2)	-	7,005
6/25	D	at REN	L, 3-8	Stephen Nogosek (1-0)	Riley Pint (1-4)	-	5,123
9/5	N	vs. REN	L, 6-7	Tyler Ferguson (3-2)	Tanner Gordon (0-1)	Austin Pope (1)	7,229
9/6	N	vs. REN	L, 5-7	Josh Green (5-1)	Noah Davis (0-4)	Austin Pope (2)	7,149
9/7	N	vs. REN	L, 5-8	Nabil Crismatt (2-2)	Ryan Feltner (0-1)	José Ruiz (1)	7,713
9/8	N	vs. REN	W, 9-6	Connor Seabold (1-1)	Slade Ceconni (4-9)	-	8,010
9/9	D	vs. REN	W, 14-7	Josh Rogers (6-8)	Peter Solomon (0-6)	-	4,354
9/10	D	vs. REN	L, 6-8	Tyler Ferguson (4-2)	Stephen Jones (1-3)	Austin Pope (3)	5,209



Organization
2024 Isotopes
2023 In Review
Colorado Rockies
Opponents
Isotopes Records
Copa
ABQ Pro Baseball
History
Media Information

ROUND ROCK EXPRESS



FRONT OFFICE

Ownership Ryan-Sanders Baseball LP
 President Chris Almdendarez
 General Manager Tim Jackson
 PR Director/Broadcaster Rylan Kobre
 Flagship Station KVET 1300 AM

Field Staff

Manager Doug Davis (2nd season)
 Pitching Coach Dave Borkowski
 Bullpen Coach Demetre Kokoris
 Hitting Coach Matt Lawson
 Bench Coach Chase Lambin
 Development Coach Josh Johnson
 Athletic Trainer Will Whitehead
 Strength & Conditioning Coach Jeff Mathers

RANGERS TOP 10 PROSPECTS
 By BASEBALL AMERICA

1. Evan Carter, OF
2. Wyatt Langford, OF
3. Sebastian Walcott, SS
4. Justin Foscue, 2B
5. Owen White, RHP
6. Dustin Harris, OF
7. Brock Porter, RHP
8. Cameron Cauley, SS
9. Kumar Rocker, RHP
10. Anthony Gutierrez, RHP

Round Rock
EXPRESS



3400 Palm Valley Blvd.
 Round Rock, TX 78665
 www.roundrockexpress.com
 East Division

Phone: (512) 255-2255
 Fax: (512) 255-1558
 @RRExpress
 2023 Record: 89-60

2024 SCHEDULE

April 30 at Albuquerque (6:35 PM)	July 26 at Albuquerque (6:35 PM)
May 1 at Albuquerque (6:05 PM)	July 27 at Albuquerque (6:35 PM)
May 2 at Albuquerque (11:05 AM)	July 28 at Albuquerque (6:05 PM)
May 3 at Albuquerque (6:35 PM)	August 13 at Round Rock (6:05 PM)
May 4 at Albuquerque (6:35 PM)	August 14 at Round Rock (6:05 PM)
May 5 at Albuquerque (5:05 PM)	August 15 at Round Rock (6:05 PM)
July 23 at Albuquerque (6:35 PM)	August 16 at Round Rock (6:15 PM)
July 24 at Albuquerque (6:35 PM)	August 17 at Round Rock (6:15 PM)
July 25 at Albuquerque (6:35 PM)	August 18 at Round Rock (5:35 PM)

ISOTOPE VS. EXPRESS

All-Time Record:	104-120
All-Time Record at Albuquerque	60-51
All-Time Record at Round Rock	44-69
Largest Margin Of Victory	11 (2x: last 11-0 at RR 6/6/11)
Largest Margin Of Defeat	14 (1-15 at RR 8/10/23)
Most Runs Scored/Game	16 (16-13 at ABQ 7/16/10)
Most Runs Allowed/Game	18 (7-18 at ABQ 8/27/22)
Longest Winning Streak	7 (4/27-6/18/07)
Longest Losing Streak	9 (6/13-8/25/06)
Series Sweeps, Isotopes	2 (Last: 6/15-6/18/07 at ABQ)
Series Sweeps, Express	6 (Last: 8/8-8/13/23 at RR)

HOME FACILITY

Ballpark Name (Built) Dell Diamond (2000)
 Capacity 8,722
 Dimensions LF-330', CF-405', RF-325'
 Press Box Phone (512) 238-2261



2023 Series Results (Round Rock 15, Albuquerque 6)

Date	N/D	Opponent	Score	Win	Loss	Save	Attendance
3/31	N	at RR	W, 9-4	PJ Poulin (1-0)	John King (0-1)	-	11,217
4/1	N	at RR	L, 1-6	Cody Bradford (1-0)	Karl Kaufmann (0-1)	-	10,047
4/2	D	at RR	W, 10-2	Jeff Criswell (1-0)	Robert Dugger (0-1)	-	6,125
4/25	N	at RR	L, 3-4 (11)	Lucas Jacobsen (2-0)	Nick Mears (1-1)	-	3,223
4/26	N	at RR	L, 2-8	Cody Bradford (5-0)	Peter Lambert (0-2)	-	3,340
4/27	N	at RR	W, 8-3	Stephen Jones (1-1)	Kyle Cody (0-2)	-	5,053
4/28	N	at RR	L, 5-6 (11)	Joe Barlow (2-0)	Eli Lingos (0-1)	-	5,176
4/29	N	at RR	L, 8-9	Grant Anderson (1-0)	Stephen Jones (1-2)	-	7,017
4/30	N	at RR	L, 8-13	Jake Latz (1-0)	Antonio Senzatela (0-1)	-	5,357
5/23	N	vs. RR	W, 13-4	Jeff Criswell (2-4)	Kyle Cody (0-4)	-	6,755
5/24	N	vs. RR	W, 10-6	Tommy Doyle (3-0)	Taylor Hearn (0-1)	-	6,616
5/25	N	vs. RR	L, 6-18	Chase Lee (2-0)	Phillips Valdez (1-3)	-	7,344
5/26	N	vs. RR	W, 4-1	Eli Lingos (1-0)	Josh Dye (0-1)	Matt Koch (1)	4,677
5/27	N	vs. RR	L, 12-14	Lucas Jacobsen (3-0)	Josh Rogers (1-4)	Grant Anderson (1)	5,808
5/28	D	vs. RR	L, 8-11	Marc Church (1-0)	Riley Pirt (0-2)	Chase Lee (2)	5,506
6/8	N	at RR	L, 5-10	Kyle Cody (1-4)	Josh Rogers (4-7)	-	4,013
6/9	N	at RR	L, 6-10	Yerry Rodriguez (2-0)	Eli Lingos (3-2)	-	4,448
8/10	N	at RR	L, 1-15	Robert Dugger (6-9)	Ben Braymer (1-5)	-	5,432
8/11	N	at RR	L, 1-2	Cole Winn (6-8)	Phillips Valdez (5-7)	Jake Latz (4)	6,095
8/12	N	at RR	L, 7-10	Kyle Cody (2-4)	Fernando Abad (3-2)	Alex Speas (1)	5,055
8/13	N	at RR	L, 6-9	Ian Kennedy (1-0)	Evan Justice (0-1)	Jake Latz (5)	4,191





Sacramento
RIVER CATS



400 Ballpark Drive
West Sacramento, CA 95691
www.rivercats.com
West Division

Phone: (916) 376-4700
Fax: (916) 376-4710
@RiverCats
2023 Record: 67-82

FRONT OFFICE

Ownership Sacramento Kings
President Chip Maxson
Comm/Baseball Ops Manager . Conner Penfold
Broadcaster Zack Bayrouty
Flagship Station KSAC 105.5 FM

Field Staff

Manager Dave Brundage (6th season)
Pitching Coach Garvin Alston
Hitting Coach Damon Minor
Fundamentals Coach Jolbert Cabrera
Athletic Trainer David Getsoff
Strength & Conditioning Coach ... Dwayne Peterson
Bulpen Catcher Nate Keavy

GIANTS TOP 10 PROSPECTS

By *BASEBALL AMERICA*

1. Kyle Harrison, LHP
2. Marco Luciano, SS
3. Bryce Eldridge, OF
4. Carson Whisenhunt, LHP
5. Walker Martin, SS
6. Hayden Birdsong, RHP
7. Rayner Arias, OF
8. Mason Black, RHP
9. Reggie Crawford, LHP
10. Grant McCray, OF

2024 SCHEDULE


July 25	at Albuquerque (6:35 PM)
July 26	at Albuquerque (6:35 PM)
July 27	at Albuquerque (6:35 PM)
July 28	at Albuquerque (6:35 PM)
July 29	at Albuquerque (6:35 PM)
July 30	at Albuquerque (6:05 PM)
August 29	at Sacramento (7:45 PM)
August 30	at Sacramento (7:45 PM)
August 31	at Sacramento (7:45 PM)
September 1	at Sacramento (7:45 PM)
September 2	at Sacramento (7:45 PM)
September 3	at Sacramento (2:05 PM)

ISOTOPES VS. RIVER CATS

All-Time Record:	71-93
All-Time Record at Albuquerque	36-38
All-Time Record at Sacramento	35-55
Largest Margin Of Victory	10 (12-2 at SAC 5/25/18)
Largest Margin Of Defeat	12 (1-13 at ABQ 6/3/17)
Most Runs Scored/Game	17 (17-16 at ABQ 7/30/23)
Most Runs Allowed/Game	17 (7-17 at ABQ 4/30/19)
Longest Winning Streak	4 (3x, Last: 8/17/18-4/29/19)
Longest Losing Streak	7 (5/2/19-6/30/19)
Series Sweeps, Isotopes	0
Series Sweeps, River Cats	1 (5/25-5/28/19)

HOME FACILITY

Ballpark Name (Built) Sutter Health Park (2000)
Capacity 14,014
Dimensions LF-330', CF-403', RF-325'
Press Box Phone (916) 376-4982



2023 Series Results (Albuquerque 7, Sacramento 5)

Date	N/D	Opponent	Score	Win	Loss	Save	Attendance
7/25	N	vs. SAC	W, 9-6	Dugan Darnell (2-0)	Randy Rodriguez (0-1)	Tommy Doyle (4)	8,621
7/26	N	vs. SAC	L, 1-8	Sean Hjelle (2-4)	Phillips Valdez (5-5)	-	7,639
7/27	N	vs. SAC	W, 4-3	Josh Rogers (3-6)	Kai-Wei Teng (2-2)	Tommy Doyle (5)	5,645
7/28	N	vs. SAC	L, 4-15	Tristen Beck (3-1)	Jeff Criswell (3-8)	-	5,109
7/29	N	vs. SAC	W, 10-9	Michael Petersen (1-0)	Melvin Adon (1-5)	-	9,515
7/30	N	vs. SAC	W, 17-16	Fernando Abad (3-1)	Melvin Adon (1-6)	-	4,501
8/29	N	at SAC	W, 5-0	Nick Mears (4-1)	Mason Black (1-3)	-	4,403
8/30	N	at SAC	L, 2-6	John Brebbia (1-0)	Justin Bruhl (0-1)	-	3,553
8/31	N	at SAC	W, 2-0	Nick Kennedy (2-0)	Juan Sanchez (0-2)	Matt Carasiti (1)	4,060
9/1	N	at SAC	L, 2-3	Miguel Yajure (1-4)	Jeff Criswell (5-10)	Evan Miller (9)	6,179
9/2	N	at SAC	L, 3-6	Juan Sanchez (1-2)	Victor Vodnik (1-1)	-	7,510
9/3	D	at SAC	W, 8-5 (10)	Matt Carasiti (2-1)	Nick Swiney (0-2)	Zach Lee (5)	5,156



Organization
 2024 Isotopes
 2023 In Review
 Colorado Rockies
 Opponents
 Isotopes Records
 Copa
 ABQ Pro Baseball
 History
 Media Information

SALT LAKE BEES



**Salt Lake
BEES**



77 West 1300 South
 Salt Lake City, UT 84115
 www.slbees.com
 West Division

Phone: (801) 350-6900
 Fax: (801) 485-6818
 @SaltLakeBees
 2023 Record: 70-79

FRONT OFFICE

Ownership Larry H. Miller Baseball, Inc.
 President/General Manager Marc Amicone
 Communications Manager..... Kraig Williams
 Broadcaster Tony Parks
 Flagship Station..... KZNS 1280-AM

Field Staff

Manager Keith Johnson (9th season)
 Pitching Coach Shane Loux
 Assistant Pitching Coach..... Andy Hawkins
 Hitting Coach Alonzo Powell
 Assistant Coach..... Jack Santora
 Athletic Trainer..... Jonathan Fierro
 Strength/Conditioning Coach... Jimmy Sanchez
 Game Planning Strategist..... Gabriel Kaufman
 Video Assistant..... Brooklyn Tanner

ANGELS TOP 10 PROSPECTS
 By *BASEBALL AMERICA*

1. Nolan Schanuel, 1B
2. Nelson Rada, OF
3. Caden Dana, RHP
4. Kyren Paris, SS
5. Sam Bachman, RHP
6. Ben Joyce, RHP
7. Barrett Kent, RHP
8. Joswa Lugo, SS
9. Jack Kochanowicz, RHP
10. Denzer Guzman, SS

2024 SCHEDULE

May 21	at Salt Lake	(6:35 PM)
May 22	at Salt Lake	(12:05 PM)
May 23	at Salt Lake	(6:35 PM)
May 24	at Salt Lake	(6:35 PM)
May 25	at Salt Lake	(6:35 PM)
May 26	at Salt Lake	(1:05 PM)
June 25	at Albuquerque	(6:35 PM)
June 26	at Albuquerque	(6:35 PM)
June 27	at Albuquerque	(6:05 PM)
June 28	at Albuquerque	(6:35 PM)
June 29	at Albuquerque	(6:35 PM)
June 30	at Albuquerque	(6:05 PM)

ISOTOPES VS. BEES/STINGERS

All-Time Record:	85-85
All-Time Record at Albuquerque	47-37
All-Time Record at Salt Lake	38-48
Largest Margin Of Victory	13 (19-6 at ABQ 8/9/11)
Largest Margin Of Defeat	13 (2-15 at ABQ 4/7/23)
Most Runs Scored/Game	20 (20-8 at ABQ 6/15/22)
Most Runs Allowed/Game	17 (6-17 at SL 7/23/19)
Longest Winning Streak	6 (6/14/22-present)
Longest Losing Streak	5 (2x, last: 5/30/23-6/3/23)
Series Sweeps, Isotopes	1 (6/14-6/19/22 at ABQ)
Series Sweeps, Bees	3 (Last: 7/26-7/28/19 at ABQ)

HOME FACILITY

Ballpark Name (Built)	Smith's Ballpark (1994)
Capacity	15,334
Dimensions	LF-345', CF-420', RF-315'
Press Box Phone	(801) 464-6979



2022 Series Results (Salt Lake 9, Albuquerque 6)							
Date	N/D	Opponent	Score	Win	Loss	Save	Attendance
4/4	N	vs. SL	W, 7-5	Fernando Abad (1-0)	Aaron Hernandez (0-1)	Nick Mears (1)	6,639
4/5	N	vs. SL	L, 2-4	Cesar Valdez (1-0)	Riley Pint (0-1)	Ralph Garza Jr. (2)	5,970
4/6	N	vs. SL	L, 5-6	Zack Weiss (1-0)	Fernando Abad (1)	Austin Warren (1)	6,103
4/7	N	vs. SL	L, 2-15	Chase Silseth (2-0)	Jeff Criswell (1-1)	-	3,708
4/8	N	vs. SL	W, 9-6	Matt Carasiti (1-0)	Jacob Webb (0-2)	Blair Calvo (1)	7,112
4/9	N	vs. SL	W, 11-10	Matt Koch (1-0)	Cesar Valdez (1-1)	Fernando Abad (1)	4,355
5/30	N	at SL	L, 9-11	Cesar Valdez (3-1)	Jeff Criswell (2-5)	Andrew Wantz (1)	6,294
5/31	N	at SL	L, 1-6	Jake Lee (1-2)	Riley Pint (0-3)	-	3,350
6/1	N	at SL	L, 6-7 (10)	Ryan Smith (2-2)	Tommy Doyle (3-1)	-	3,550
6/2	N	at SL	L, 3-6	Kenny Rosenberg (3-3)	Ryan Rolison (0-1)	Gerardo Reyes (1)	4,213
6/3	N	at SL	L, 1-4	Jake Kalish (3-5)	Karl Kauffmann (2-4)	-	5,490
6/4	D	at SL	W, 7-1	Ben Braymer (1-0)	John Swanda (0-1)	-	3,872
7/14	N	vs. SL	W, 9-2	Riley Pint (2-4)	Cesar Valdez (4-3)	-	5,282
7/15	N	vs. SL	L, 2-4	Luis Ledo (3-3)	Karl Kauffmann (2-5)	Andrew Wantz (4)	8,392
7/16	N	vs. SL	W, 9-3	Josh Rogers (2-6)	Kenny Rosenberg (7-5)	-	5,244





FRONT OFFICE

OwnershipHouston Astros
 General Manager..... Tyler Stamm
 Assistant General Manager..... Chris Parsons
 Director of Media Relations/Broadcaster . Garrett Greene
 Flagship Station.....SB Nation 1560 AM

Field Staff

ManagerMickey Storey (5th season)
 Pitching Coach Thomas Whitsett
 Hitting Coach Aaron Westlake
 Development Coach..... Wladimir Sutil
 Athletic Trainer..... Takeaki Ando
 Strength Coach.....Sam Knox
 Dietitian..... Tara Boening
 Mental Health Coach..... Andrea Estrada

ASTROS TOP 10 PROSPECTS

By BASEBALL AMERICA

1. Jacob Melton, OF
2. Luis Baez, OF
3. Spencer Arrighetti, RHP
4. Brice Matthews, SS
5. Zach Dezenzo, OF
6. Joey Loperfido, OF
7. Zach Cole, OF
8. Alonzo Tredwell, RHP
9. Kenedy Corona, OF
10. Andrew Taylor, RHP

Sugar Land SPACE COWBOYS



1 Stadium Drive
 Sugar Land, TX 77498
 www.milb.com/sugar-land
 East Division

Phone: (281) 240-4487
 Fax: TBA
 @SL_Skeeters
 2023 Record: 61-89

2024 SCHEDULE

April 9 at Albuquerque (6:35 PM)	May 17 at Albuquerque (6:35 PM)
April 10 at Albuquerque (6:35 PM)	May 18 at Albuquerque (6:35 PM)
April 11 at Albuquerque (6:35 PM)	May 19 at Albuquerque (1:35 PM)
April 12 at Albuquerque (6:35 PM)	August 20 at Sugar Land (6:05 PM)
April 13 at Albuquerque (6:35 PM)	August 21 at Sugar Land (6:05 PM)
April 14 at Albuquerque (1:35 PM)	August 22 at Sugar Land (6:05 PM)
May 14 at Albuquerque (6:35 PM)	August 23 at Sugar Land (6:05 PM)
May 15 at Albuquerque (6:35 PM)	August 24 at Sugar Land (6:05 PM)
May 16 at Albuquerque (6:35 PM)	August 25 at Sugar Land (5:35 PM)

ISOTOPES VS. SKEETERS/SPACE COWBOYS

All-Time Record:	27-52
All-Time Record at Albuquerque	14-25
All-Time Record at Sugar Land.....	13-27
Largest Margin Of Victory	18 (22-4 at ABQ 5/3/23)
Largest Margin Of Defeat.....	19 (1-20 at ABQ 5/10/22)
Most Runs Scored/Game.....	22 (22-4 at ABQ 5/3/23)
Most Runs Allowed/Game.....	24 (8-24 at ABQ 5/7/23)
Longest Winning Streak	3 (2x, Last: 6/2/22-6/4/22)
Longest Losing Streak	5 (2x, Last: 6/7/23-6/11/23)
Series Sweeps, Isotopes.....	0
Series Sweeps, Space Cowboys.....	0

HOME FACILITY

Ballpark Name (Built).....	Constellation Field (2012)
Capacity.....	7,500
Dimensions.....	LF-325', CF-405', RF-323'
Press Box Phone.....	TBA

2023 Series Results (Sugar Land 13, Albuquerque 5)

Date	N/D	Opponent	Score	Win	Loss	Save	Attendance
5/2	N	vs. SUG	L, 3-14	Matt Ruppenthal (1-0)	Josh Rogers (0-1)	-	7,001
5/3	N	vs. SUG	W, 22-4	Phillips Valdez (1-1)	Shawn Dubin (0-1)	-	6,622
5/4	D	vs. SUG	L, 13-16	Matt Ruppenthal (2-0)	Karl Kauffmann (2-3)	Joe Record (1)	8,921
5/5	N	vs. SUG	L, 8-9	Franny Cobos (1-0)	Blair Calvo (0-1)	Joe Record (2)	15,817
5/6	N	vs. SUG	W, 10-9	Tommy Doyle (1-0)	Joe Record (0-1)	-	10,314
5/7	D	vs. SUG	L, 8-24	Jimmy Endersby (2-4)	Josh Rogers (1-2)	-	4,395
6/6	N	vs. SUG	W, 11-7	Blair Calvo (2-2)	Shawn Dubin (0-2)	-	6,947
6/7	N	vs. SUG	L, 4-5	Tyler Brown (1-1)	Luis Cessa (0-1)	Joe Record (7)	7,136
6/8	N	vs. SUG	L, 3-6	Jairo Solis (1-1)	Jeff Criswell (2-6)	Austin Hansen (2)	8,135
6/9	N	vs. SUG	L, 8-10	Matt Ruppenthal (4-0)	Blair Calvo (2-3)	Joe Record (8)	5,696
6/10	N	vs. SUG	L, 3-9	Jimmy Endersby (3-4)	Ben Braymer (1-1)	-	6,884
6/11	N	vs. SUG	L, 6-7	Nick Allgeyer (2-1)	Noah Davis (0-1)	Joe Record (9)	4,561
7/18	N	at SUG	W, 8-3	Eli Lingos (3-1)	Misael Tamarez (0-5)	Nick Kennedy (1)	2,827
7/19	D	at SUG	L, 2-8	Kyle McGowin (3-5)	PJ Poulin (2-2)	-	4,546
7/20	N	at SUG	L, 3-11	Spenser Watkins (1-2)	Phillips Valdez (5-4)	Austin Hansen (3)	3,116
7/21	N	at SUG	L, 3-7	Jimmy Endersby (4-4)	PJ Poulin (2-3)	-	4,442
7/22	N	at SUG	L, 5-7	Enoli Paredes (2-2)	Tommy Doyle (4-3)	-	5,737
7/23	N	at SUG	W, 6-1	Chris Flexen (1-0)	Spencer Arrighetti (0-2)	-	3,306



TACOMA RAINIERS



Tacoma
RAINIERS



2502 South Tyler St.
Tacoma, WA 98405
www.tacomarainiers.com
West Division

Phone: (253) 752-7707
Fax: (253) 752-7135
@RainiersLand
2023 Record: 77-73

FRONT OFFICE

Ownership The Baseball Club of Tacoma
President Aaron Artman
Media Relations/Baseball Info Dr.
Broadcaster: Mike Curto
Flagship Station..... Online Only

Field Staff

Manager John Russell (2nd Season)
Pitching Coach Jairo Cuevas
Hitting Coach Shawn O'Malley
Bench Coach Eric Farris
Athletic Trainer..... Aric Quinney
Assistant Athletic Trainer Dan Laberry
Strength/Conditioning Coach..... Corey Measner

MARINERS TOP 10 PROSPECTS

By *BASEBALL AMERICA*

1. Harry Ford, C
2. Emerson Hancock, RHP
3. Cole Young, SS
4. Bryce Miller, RHP
5. Walter Ford, RHP
6. Taylor Dollard, RHP
7. Gabriel Gonzalez, OF
8. Tyler Locklear, 3B/1B
9. Axel Sanchez, INF
10. Cade Marlowe, OF

2024 SCHEDULE

July 9 at Albuquerque (6:35 PM)
July 10 at Albuquerque (6:35 PM)
July 11 at Albuquerque (6:35 PM)
July 12 at Albuquerque (6:35 PM)
July 13 at Albuquerque (6:35 PM)
July 14 at Albuquerque (6:05 PM)
September 3 at Tacoma (7:05 PM)
September 4 at Tacoma (7:05 PM)
September 5 at Tacoma (8:05 PM)
September 6 at Tacoma (8:05 PM)
September 7 at Tacoma (7:05 PM)
September 8 at Tacoma (2:35 PM)

ISOTOPES VS. RAINIERS

All-Time Record:	82-87
All-Time Record at Albuquerque	47-43
All-Time Record at Tacoma	35-44
Largest Margin of Victory 21 (23-2 at ABQ 4/21/19)	
Largest Margin of Defeat 12 (2x: 2-14 at TAC 4/18/18)	
Most Runs Scored/Game 23 (23-2 at ABQ 4/21/19)	
Most Runs Allowed/Game 19 (9-19 at ABQ 5/13/07)	
Longest Winning Streak 8 (5/14/05-5/16/06)	
Longest Losing Streak 5 (8/3/08-8/9/09)	
Series Sweeps, Isotopes 3 (Last: 5/13-5/16/06 at TAC)	
Series Sweeps, Rainiers 3 (Last: 4/15-4/17/17 at TAC)	

HOME FACILITY

Ballpark Name (Built).....	Cheney Stadium (1960)
Capacity.....	6,800
Dimensions.....	LF-325', CF-425', RF-325'
Press Box Phone.....	(253) 761-5637



2023 Series Results (Albuquerque 6, Tacoma 6)

Date	N/D	Opponent	Score	Win	Loss	Save	Attendance
5/16	N	vs. TAC	W, 17-8	Tommy Doyle (2-0)	Darren McCaughan (2-2)	-	6,692
5/17	N	vs. TAC	L, 2-3	Nick Davila (1-2)	PJ Poulin (1-1)	Matt Festa (6)	6,363
5/18	N	vs. TAC	W, 5-2	Ty Blach (1-0)	Tommy Milone (3-1)	Blair Calvo (3)	3,139
5/20 (1)	N	vs. TAC	W, 6-1 (7)	Phillips Valdez (3-2)	Konner Wade (0-1)	-	
5/20 (2)	N	vs. TAC	L, 3-6 (7)	Taylor Williams (1-0)	Josh Rogers (1-3)	Matt Festa (7)	11,286
5/21	D	vs. TAC	L, 4-6	Ryder Ryan (2-1)	Blair Calvo (1-2)	Matt Festa (8)	4,339
6/13	D	at TAC	L, 2-3	Nolan Blackwood (2-2)	Matt Koch (1-2)	Matt Festa (11)	5,589
6/14	N	at TAC	W, 9-5	Ty Blach (2-0)	Marcus Walden (2-1)	-	3,820
6/15	N	at TAC	W, 10-8 (12)	Riley Pirt (1-3)	Nolan Blackwood (3-2)	Matt Koch (2)	4,160
6/16	N	at TAC	L, 3-4 (10)	Diego Castillo (3-0)	Tommy Doyle (3-2)	-	6,902
6/17	N	at TAC	L, 5-8	Ryder Ryan (3-2)	Noah Davis (0-2)	Riley O'Brien (4)	6,491
6/18	D	at TAC	W, 9-5	Ty Blach (3-0)	Diego Castillo (3-1)	-	6,381



Colorado Springs Sky Sox (2003-18)

All-Time Record:	42-43
All-Time Record at ABO	21-23
All-Time Record at COS	21-20
Most Runs Scored/Game	15 (15-3 at COS 8/8/06)
Most Runs Allowed/Game	16 (11-16 at ABO 7/11/04)
Longest Winning Streak	4 (2x: 6/20/03-5/5/04)
Longest Losing Streak	7 (8/24/04-7/30/05)
Series Sweeps, Isotopes	0
Series Sweeps, Sky Sox	1 (8/25-8/29/04 at ABO)

Fresno Grizzlies (2003-19)

All-Time Record:	55-85
All-Time Record at ABO	32-36
All-Time Record at FRE	23-49
Most Runs Scored/Game	22 (22-1 at ABO 8/13/17)
Most Runs Allowed/Game	17 (6-17 at ABO 5/13/15)
Longest Winning Streak	5 (2x: 8/20/16-5/27/17)
Longest Losing Streak	10 (5/15/15-8/31/15)
Series Sweeps, Isotopes	1 (8/20-8/23/16 at ABO)
Series Sweeps, Grizzlies	5 (8/30-9/2/19 at FRE)

Memphis Redbirds (2003-19)

All-Time Record:	109-93 (including playoffs)
All-Time Record at ABO	59-42
All-Time Record at MEM	50-51
Most Runs Scored/Game	18 (18-2 at ABO 6/8/06)
Most Runs Allowed/Game	20 (2x: 7-20 at ABO 6/7/10)
Longest Winning Streak	6 (2x: 6/16-7/8/09)
Longest Losing Streak	7 (5/18/17-present)
Series Sweeps, Isotopes	6 (7/14-7/17/16 at ABO)
Series Sweeps, Redbirds	4 (7/30-8/1/19 at MEM)

New Orleans Zephyrs/Baby Cakes (2003-19)

All-Time Record:	100-98
All-Time Record at ABO	59-46
All-Time Record at NO	41-52
Most Runs Scored/Game	17 (17-7 at ABO 7/19/09)
Most Runs Allowed/Game	20 (10-20 at ABO 8/20/12)
Longest Winning Streak	7 (4/25-5/11/09)
Longest Losing Streak	9 (7/22/07-G1-7/5/08)
Series Sweeps, Isotopes	4 (7/16-7/19/09 at NO)
Series Sweeps, Zephyrs/Baby Cakes	3 (8/4-8/7/18 at ABO)

Portland Beavers (2003-10)

All-Time Record:	14-18
All-Time Record at ABO	8-8
All-Time Record at POR	6-10
Most Runs Scored/Game	17 (17-7 at ABO 8/8/09)
Most Runs Allowed/Game	12 (11-12 at ABO 5/10/05)
Longest Winning Streak	3 (7/30-8/1/08)
Longest Losing Streak	5 (5/13/05-5/12/06)
Series Sweeps, Isotopes	0
Series Sweeps, Beavers	1 (5/9-5/12/06 at POR)

Tucson Sidewinders/Padres (2003-08, 2011-13)

All-Time Record:	11-24
All-Time Record at ABO	4-12
All-Time Record at TUC	7-12
Most Runs Scored/Game	11 (2x: 11-14 at ABO 8/6/12)
Most Runs Allowed/Game	17 (6-17 at ABO 5/3/08)
Longest Winning Streak	2 (8/8 (1)-8/8/12 (2))
Longest Losing Streak	5 (7/29/07 (2)-5/4/08)
Series Sweeps, Isotopes	0
Series Sweeps, Sidewinders/Padres	1 (5/22-5/25/06)

Edmonton Trappers (2003-04)

All-Time Record:	4-4
All-Time Record at ABO	1-3
All-Time Record at EDM	3-1
Most Runs Scored/Game	17 (17-8 at EDM 5/12/04)
Most Runs Allowed/Game	12 (8-12 at ABO 6/22/03)
Longest Winning Streak	3 (5/12-5/14/04)
Longest Losing Streak	3 (6/21-6/23/03)
Series Sweeps, Isotopes	0
Series Sweeps, Trappers	0

Iowa Cubs (2003-19)

All-Time Record:	101-98
All-Time Record at ABO	59-37
All-Time Record at IOW	42-61
Most Runs Scored/Game	18 (18-3 at ABO 4/12/11)
Most Runs Allowed/Game	20 (9-20 at ABO 8/30/10)
Longest Winning Streak	9 (7/20/12-4/12/13)
Longest Losing Streak	5 (2x: 4/18-6/24/07)
Series Sweeps, Isotopes	6 (4/4-4/7/13 at ABO)
Series Sweeps, Cubs	3 (5/27-5/30/16 at IOW)

Nashville Sounds (2003-19)

All-Time Record:	105-97 (including playoffs)
All-Time Record at ABO	54-43
All-Time Record at NAS	51-54
Most Runs Scored/Game	17 (17-12 at ABO 6/17/18)
Most Runs Allowed/Game	15 (7-15 at ABO 6/10/05)
Longest Winning Streak	5 (2x: 5/14/17-6/19/18)
Longest Losing Streak	4 (3x: 7/9-7/14/11-G2)
Series Sweeps, Isotopes	2 (6/16-6/19/18 at ABO)
Series Sweeps, Sounds	1 (6/27-6/29/07 at ABO)

Omaha Storm Chasers (2003-19)

All-Time Record:	104-98 (including playoffs)
All-Time Record at ABO	52-47
All-Time Record at OMA	52-51
Most Runs Scored/Game	14 (3x: 14-8 at ABO 6/16/10)
Most Runs Allowed/Game	18 (13-18 at ABO 6/30/11)
Longest Winning Streak	7 (3x: 7/18/07-4/4/08)
Longest Losing Streak	5 (6/28/09-4/17/10)
Series Sweeps, Isotopes	4 (Last 8/18-8/21/07 at OMA)
Series Sweeps, Storm Chasers	2 (Last 6/4-6/6/19 at OMA)

San Antonio Missions (2019)

All-Time Record:	2-1
All-Time Record at ABO	2-1
All-Time Record at SAN	0-0
Most Runs Scored/Game	1 (2x: 11-10 at ABO 8/9/19)
Most Runs Allowed/Game	14 (7-14 at ABO 8/7/19)
Longest Winning Streak	2 (8/8/19-present)
Longest Losing Streak	1 (8/7/19)
Series Sweeps, Isotopes	0
Series Sweeps, Missions	0





INTERNATIONAL LEAGUE

Buffalo Bisons

Affiliation: Toronto Blue Jays (2013)
One James D. Griffin Plaza
Buffalo, NY 14203
Phone: (716) 846-2000
Fax: (716) 852-6530
www.bisons.com
Ballpark: Sahlen Field
Manager: Casey Candaele

Charlotte Knights

Affiliation: Chicago White Sox (1999)
324 South Mint Street
Charlotte, NC 28202
Phone: (704) 274-8300
Fax: (704) 274-8330
www.charlotteknights.com
Ballpark: Truist Field
Manager: Justin Jirschele

Columbus Clippers

Affiliation: Cleveland Indians (2009)
330 Huntington Park Lane
Columbus, OH 43215
Phone: (614) 462-5250
Fax: (614) 462-3271
www.clipperbaseball.com
Ballpark: Huntington Park
Manager: Andy Tracy

Durham Bulls

Affiliation: Tampa Bay Rays (1998)
409 Blackwell Street
Durham, NC 27701
Phone: (919) 687-6500
Fax: (919) 687-6560
www.durhambulls.com
Ballpark: Durham Bulls Athletic Park
Manager: Morgan Ensberg

Gwinnett Stripers

Affiliation: Atlanta Braves (2009)
2500 Buford Drive
Lawrenceville, GA 30043
Phone: (678) 277-0300
Fax: (678) 277-0338
www.gostripers.com
Ballpark: Coolray Field
Manager: Kanekoa Texeira

Indianapolis Indians

Affiliation: Pittsburgh Pirates (2005)
501 W. Maryland St.
Indianapolis, IN 46225
Phone: (317) 269-3542
Fax: (317) 269-3541
www.indians.com
Ballpark: Victory Field
Manager: Miguel Pérez

Iowa Cubs

Affiliation: Chicago Cubs (1981)
One Line Drive
Des Moines, IA 50309
Phone: (515) 243-6111
Fax: (515) 243-5152
www.iowacubs.com
Ballpark: Principal Park
Manager: Marty Pevy

Jacksonville Jumbo Shrimp

Affiliation: Miami Marlins (2009)
301 A. Philip Randolph Blvd.
Jacksonville, FL 32202
Phone: (904) 358-2846
Fax: (904) 358-2845
www.jaxshrimp.com
Ballpark: 121 Financial Ballpark
Manager: Daren Brown

Lehigh Valley IronPigs

Affiliation: Philadelphia Phillies (2008)
1050 IronPigs Way
Allentown, PA 18109
Phone: (610) 841-7447
Fax: (610) 841-1509
www.ironpigsbaseball.com
Ballpark: Coca-Cola Park
Manager: Anthony Contreras

Louisville Bats

Affiliation: Cincinnati Reds (2000)
401 E. Main St.
Louisville, KY 40202
Phone: (502) 212-2287
Fax: (502) 515-2255
www.batsbaseball.com
Ballpark: Louisville Slugger Field
Manager: Pat Kelly

Memphis Redbirds

Affiliation: St. Louis Cardinals (1998)
200 Union Avenue
Memphis, TN 38103
Phone: (901) 721-6000
Fax: (901) 842-1222
www.memphisredbirds.com
Ballpark: AutoZone Park
Manager: Ben Johnson

Nashville Sounds

Affiliation: Milwaukee Brewers (2021)
19 Junior Gilliam Way
Nashville, TN 37219
Phone: (615) 690-4487
Fax: (615) 256-5684
www.nashvillesounds.com
Ballpark: First Horizon Park
Manager: Rick Sweet

Norfolk Tides

Affiliation: Baltimore Orioles (2007)
150 Park Avenue
Norfolk, VA 23510
Phone: (757) 622-2222
Fax: (757) 624-9090
www.norfolktides.com
Ballpark: Harbor Park
Manager: Buck Britton

Omaha Storm Chasers

Affiliation: Kansas City Royals (1969)
12356 Ballpark Way
Papillion, NE 68046
Phone: (402) 734-2550
Fax: (402) 734-7166
www.norfolktides.com
Ballpark: Werner Park
Manager: Mike Jirschele

Rochester Red Wings

Affiliation: Washington Nationals (2021)
One Morrie Silver Way
Rochester, NY 14608
Phone: (585) 454-1001
Fax: (585) 454-1056
www.redwingsbaseball.com
Ballpark: Innovative Field
Manager: Matthew LeCroy

Scranton/Wilkes-Barre Railriders

Affiliation: New York Yankees (2007)
235 Montage Mountain Rd.
Moosic, PA 18507
Phone: (570) 969-2255
Fax: (570) 963-6564
www.swbrailriders.com
Ballpark: PNC Field
Manager: Shelly Duncan

St. Paul Saints

Affiliation: Minnesota Twins (2021)
360 N. Broadway St.
St. Paul, MN 55101
Phone: (651) 644-3517
Fax: (651) 644-1627
www.saintsbaseball.com
Ballpark: CHS Field
Manager: Toby Gardenhire

Syracuse Mets

Affiliation: New York Mets (2019)
One Tex Simone Drive
Syracuse, NY 13208
Phone: (315) 474-7833
Fax: (315) 474-2658
www.syracusemets.com
Ballpark: NBT Bank Stadium
Manager: Dick Scott

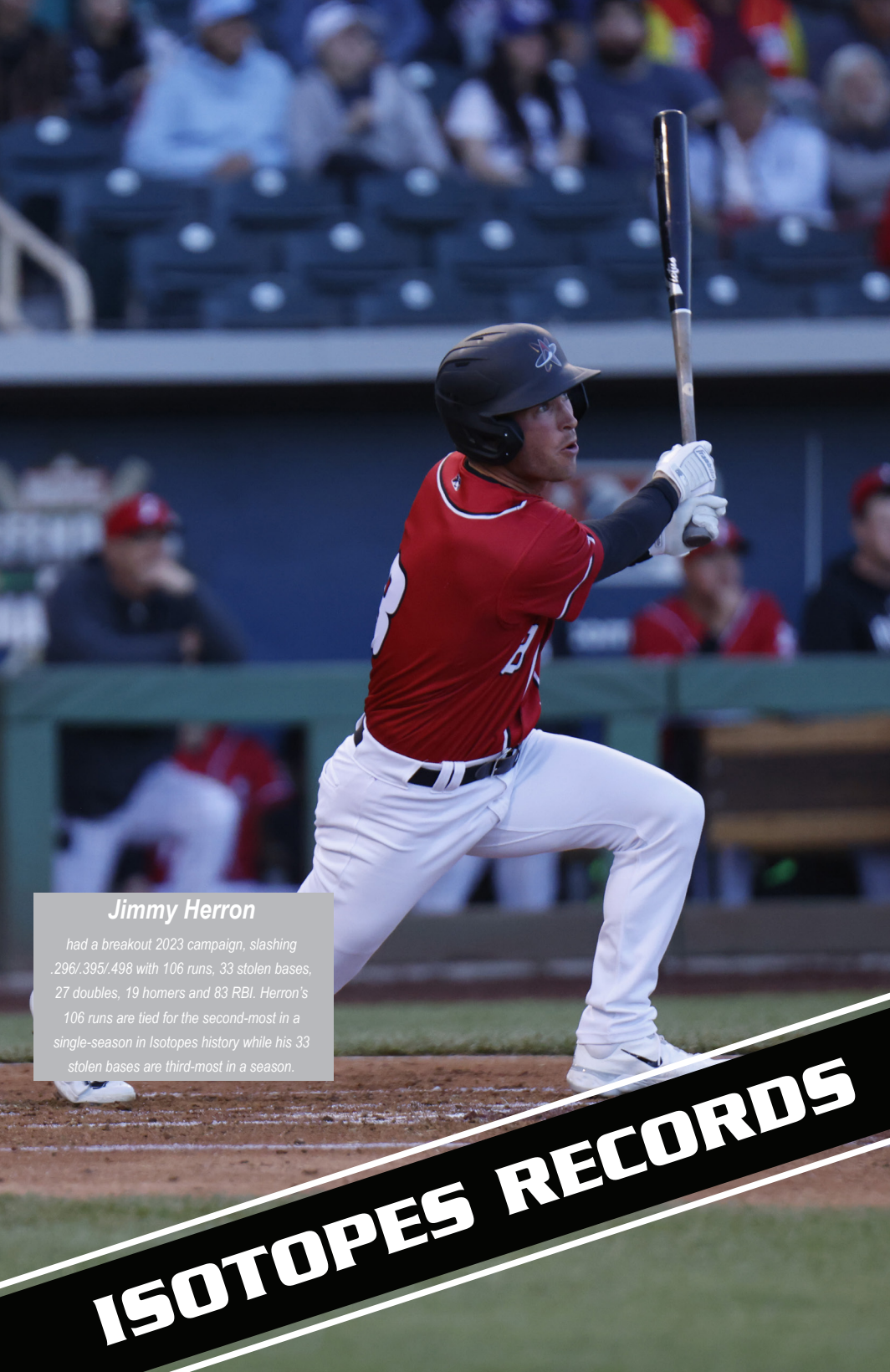
Toledo Mud Hens

Affiliation: Detroit Tigers (1987)
406 Washington St.
Toledo, OH 43604
Phone: (419) 725-4367
Fax: (419) 725-4368
www.mudhens.com
Ballpark: Fifth Third Field
Manager: Tim Federowicz

Worcester Red Sox

Affiliation: Boston Red Sox (2021)
122 Madison St.
Worcester, MA 01610
Phone: (508) 500-1000
www.woosox.com
Ballpark: Polar Park
Manager: Chad Tracy





Jimmy Herron

had a breakout 2023 campaign, slashing .296/.395/.498 with 106 runs, 33 stolen bases, 27 doubles, 19 homers and 83 RBI. Herron's 106 runs are tied for the second-most in a single-season in Isotopes history while his 33 stolen bases are third-most in a season.

ISOTOPES RECORDS

ALL-TIME ROSTER

A (41)

Abad, Fernando	LHP	2023
Abercrombie, Reggie	OF	2007
Abreu, Bobby	OF	2012
Abreu, Juan	RHP	2014
Abreu, Tony	INF	2009
Aceves, Jonathan	C	2006
Acosta, Ryan	RHP	2011
Adames, Cristhian	INF	2015, 17
Adams, Chance	RHP	2023
Adams, Ryan	INF	2014
Adams, Matt	INF	2021
Adkins, James	LHP	2010
Aguila, Chris	OF	2004, 05, 06
Aguasviva, Geison	LHP	2013
Alfaro, Jorge	C	2023
Alfonzo, Eleizer	INF	2013
Allen, Chad	OF	2003
Allen, Logan	LHP	2022, 23
Almonte, Yency	RHP	2017, 18, 19, 21
Alonso, Yonder	INF	2019
Alvarado, Giancarlo	RHP	2009
Alvarez, Juan	LHP	2003, 04
Alvarez, Mario	RHP	2011
Ames, Steve	RHP	2013
Amezaga, Alfredo	INF	2013
Anderson, Chase	RHP	2023
Anderson, Jimmy	LHP	2006
Anderson, Tyler	INF	2016, 17
Andino, Robert	LHP	2006, 07, 08
Angle, Matt	OF	2012, 13
Antonini, Michael	LHP	2012
Ardoin, Danny	C	2009
Arias, Marlon	LHP	2009
Aris, Patrick	C	2007
Arp, Ryan	C	2009
Arrowood, Ryan	RHP	2015, 16
Arruebarrena, Erisbel	INF	2014
Ashby, Chris	OF/C	2003, 04, 05, 06, 07
Ausmus, Brad	C	2010
Ayala, Luis	RHP	2010
Azuaje, Jesus	INF	2019

B (77)

Baayoun, Zak	LHP	2021
Baez, Pedro	INF/RHP	2012, 14
Baisley, Jeff	INF	2012
Baker, Abel	C	2015
Baker, John	C	2007, 08, 13
Baker, Ryan	RHP	2004
Balog, Alex	RHP	2017
Banks, Brian	INF/OF	2004
Barcelo, Lorenzo	RHP	2012
Bard, Daniel	RHP	2023
Bard, Josh	C	2012
Barden, Brian	INF	2013
Barfield, Jeremy	OF	2015
Barker, Kevin	INF	2003
Barnes, Brandon	OF	2015, 16
Barnes, Larry	OF	2005
Barney, Darwin	INF	2014
Barnwell, Chris	INF	2008
Barone, Daniel	RHP	2007, 08
Bastardo, Alberto	LHP	2009, 10, 11
Bauer, Peter	RHP	2004, 05
Baugh, Kenny	RHP	2007, 08
Baxter, Mike	OF	2014
Beattie, Andrew	INF	2007, 08
Becker, Joe	INF	2011, 12
Belisario, Ronald	RHP	2012
Bemboom, Anthony	C	2017, 18
Bennett, Jeff	RHP	2014
Bentz, Chad	LHP	2005
Bergman, Christian	RHP	2015, 16
Bergman, Sean	RHP	2003
Bernadina, Roger	OF	2014, 15
Bernard, Austin	C	2022
Bernard, Wynton	OF	2021, 22, 23
Betancourt, Rafael	RHP	2015
Bettis, Chad	RHP	2015, 17, 18
Bianchi, Jeff	INF	2016
Biddy, Jared	RHP	2023
Billings, Bruce	RHP	2014
Bird, Greg	INF	2021
Bird, Jake	RHP	2021, 22
Blach, Ty	LHP	2022, 23
Blackmon, Charlie	OF	2019, 23

Blake, Casey	INF	2011
Blank, Matt	LHP	2004, 05, 06
Blevins, Bobby	RHP	2010
Bochtler, Doug	RHP	2003
Boone, Trevor	OF	2023
Borchard, Joe	OF	2007
Borland, Toby	RHP	2003, 04
Bond, Brock	INF	2015
Bonilla, Henry	RHP	2009
Bostick, Adam	LHP	2006
Boswell, Bret	INF/OF	2022
Bouchard, Sean	INF/OF	2022, 23
Bowden, Ben	LHP	2019, 21, 22
Bozied, Tagg	INF	2008
Braymer, Ben	LHP	2023
Briceño, José	C	2021
Brinkley, Dante	OF	2008
Brothers, Rex	LHP	2015
Broxton, Jonathan	RHP	2011
Brower, Jim	RHP	2006
Brown, Brooks	RHP	2015
Brown, Dee	OF	2009
Brown, Domico	OF	2017
Broyles, Shane	RHP	2015, 17, 18
Bruhli, Justin	LHP	2023
Brummett, Tyson	RHP	2014
Bryant, Kris	OF	2022, 23
Bump, Nate	RHP	2003, 04, 05, 06
Burcham, Scott	INF	2021
Burke, Devin	RHP	2015, 16
Burnett, A.J.	RHP	2004
Buss, Nick	OF	2013, 14
Butera, Drew	C	2013, 16
Butler, Eddie	RHP	2015, 16

C (58)

Calero, Kiko	RHP	2010
Calvo, Blair	RHP	2023
Cali, Carmen	LHP	2009
Cannon, John	C	2014
Capuano, Chris	LHP	2013
Carasiti, Matt	RHP	2016, 17, 23
Cardullo, Stephen	OF	2016, 17, 18
Carle, Shane	RHP	2015, 16, 17
Carlyle, Buddy	RHP	2006
Carpenter, Drew	RHP	2014
Carpenter, Ryan	LHP	2016, 17
Carreras, Julio	INF	2023
Carroll, Brett	LHP	2007, 08
Carson, Rob	OF	2014
Carvajal, Marcos	RHP	2008
Casilla, Santiago	RHP	2018
Casteel, Ryan	C	2015, 16
Castellani, Ryan	RHP	2019, 21
Castellanos, Alex	INF/OF	2012, 13, 16
Castillo, Frank	RHP	2005
Castillo, Jesus	RHP	2010
Castro, Angel	RHP	2013
Castro, Daniel	INF	2017, 18
Castro, Juan	INF	2009, 10, 11
Castro, Miguel	RHP	2015, 16
Castro, Simon	RHP	2015, 16
Cavazos-Galvez, Brian	OF	2012, 14
Cepicky, Matt	OF	2006
Cessa, Luis	RHP	2023
Choi, Hyang-Nam	RHP	2009, 10
Christenson, Ryan	OF	2004
Cilladi, Steve	C	2012, 13
Ciriaco, Juan	INF	2016, 17
Clarkin, Ian	LHP	2021
Clontz, Brad	RHP	2005, 06
Closser, J.D.	C	2009, 10, 11
Cofield, Kyle	LHP	2013
Colangelo, Mike	OF	2004, 05, 06
Collado, Keyter	C	2010, 11
Colome, Jesus	RHP	2010
Colon, Roman	RHP	2011
Concepcion, Alberto	C	2008
Coon, Brad	OF	2011
Cope, Daniel	C	2023
Corcoran, Roy	RHP	2007, 11
Corcoran, Tim	RHP	2008, 09, 10, 12
Cordova, Jose	C	2022, 23
Corey, Bryan	RHP	2005
Cozart, Logan	RHP	2019, 21, 22
Crawford, Alec	RHP	2015
Crawford, Carl	OF	2014



Organization
2024 Isotopes
2023 In Review
Colorado Rockies
Opponents
Isotopes Records
Copa
ABQ Pro Baseball
History
Media Information

ALL-TIME ROSTER

Organization
2024 Isotopes
2023 In Review
Colorado Rockies
Opponents
Isotopes Records
Copa
ABQ Pro Baseball
History
Media Information

Criswell, Jeff	RHP	2023
Crowell, Jim	LHP	2005
Croushore, Rick	RHP	2003
Cruz, Luis	INF	2012
Cuevas, Noel	OF	2016, 17, 18, 19
Culberson, Charlie	INF	2015
Czinege, Todd	INF	2019

D (38)

Dahl, David	OF	2016, 17, 18
Darnell, Dugan	RHP	2023
Datres, Kyle	INF	2023
Davis, Brad	C	2007
Davis, Noah	RHP	2022, 23
Daza, Yonathan	OF	2019, 21, 22, 23
DeBarr, Nick	RHP	2009
Dean, Pat	LHP	2019
Decker, Cody	INF	2016
Dedeaux, Adam	LHP	2011
DeJesus, Jr., Ivan	INF	2010, 11, 12
De La Cruz, Frankie	RHP	2008
De La Cruz, Kelvin	LHP	2013
De La Rosa, Jorge	LHP	2015, 16
De La Rosa, Wilkin	LHP	2011
Delgado, Jesus	RHP	2008
Delgado, Wilson	INF	2005
De Los Santos, Valerio	LHP	2005
Demel, Sam	RHP	2014
Denker, Travis	INF	2010
Dennis, Matt	RHP	2022
Denorfia, Chris	OF	2017
Descalso, Daniel	INF	2016
Desmond, Ian	INF	2017
DeWitt, Blake	INF	2009
Diaz, Jairo	RHP	2015, 17, 18, 19, 21
Dickerson, Corey	OF	2015
Diehl, Phillip	LHP	2019
Dillon, Joe	INF/OF	2004, 05
Dohmann, Scott	RHP	2010
Dominguez, Jose	RHP	2013, 14
Donnels, Chris	INF	2003
Dorman, Rich	RHP	2007
Doyle, Brenton	OF	2022, 23
Doyle, Tommy	RHP	2023
Durbin, J.D.	RHP	2009
Duncan, Frank	RHP	2021, 22
Dunn, Mike	LHP	2018

E (15)

Edgeworth, Danny	INF	2021
Edliefsen, Steve	RHP	2014
Elbert, Scott	LHP	2009, 10, 11, 14
Ellis, A.J.	C	2009, 10, 11, 14
Ely, John	RHP	2010, 11, 12
Erickson, Griff	C	2014
Erickson, Matt	INF	2003, 05
Enright, Barry	RHP	2014, 17
Espino, Damaso	C	2011, 13
Estes, Shawn	LHP	2009
Estevez, Carlos	RHP	2016, 17, 18, 21
Ethel, JJ	C	2012
Etherton, Seth	RHP	2007, 10
Ethier, Andre	OF	2010
Eveland, Dana	LHP	2011

F (30)

Farris, James	RHP	2017
Federowicz, Tim	C	2011, 12, 13, 14
Felix, Francisco	RHP	2009, 10, 11, 12
Feltner, Ryan	RHP	2021, 22, 23
Fennell, Trent	RHP	2019
Ferguson, Collin	INF	2017
Fernandez, Julian	RHP	2021, 22
Fesh, Sean	LHP	2003
Field, Nate	RHP	2007
Fields, Josh	INF	2012
Fife, Stephen	RHP	2012, 13, 14
Figgins, Chone	INF	2014
Fisk, Conor	RHP	2021
Flande, Yohan	LHP	2015, 16
Flannery, Mike	LHP	2004, 05
Flemer, Matt	RHP	2016, 17, 18
Flexen, Chris	RHP	2023
Flores, Bernardo	LHP	2021
Flores, Jesus	C	2013
Florie, Bryce	RHP	2004
Flury, Pat	RHP	2004, 05

Fox, Chad	RHP	2003
Freeland, Kyle	LHP	2016, 19, 21
Frias, Carlos	RHP	2014
Fuell, Jerrod	RHP	2003, 05
Fuentes, Josh	INF	2018, 19, 21
Fulchino, Jeff	RHP	2005, 06, 07
Fulford, Braxton	C	2023
Furcal, Rafael	INF	2010, 11
Fyhrnie, Mike	RHP	2003

G (61)

Gaal, Bryan	RHP	2004
Gaddis, Will	RHP	2022, 23
Gaillard, Eddie	RHP	2006
Gall, John	OF	2007, 08
Galvez, Cesar	INF	2015, 16
Garcia, Harvey	RHP	2007, 09
Garcia, Jose	RHP	2006
Garcia, Onelki	LHP	2013
Garcia, Rico	INF	2019
Garcia, Sergio	RHP	2009
Garcia, Yimi	RHP	2014
Gardner, Lee	RHP	2007
Garneau, Dustin	C	2015, 16, 17, 21
Geary, Geoff	RHP	2010
Gentry, Craig	OF	2019
George, Chris	LHP	2006, 07
George, Max	C	2022
German, Franklyn	RHP	2006
Germen, Gonzalez	RHP	2015, 16
Germano, Justin	RHP	2014
Gibbons, Jay	INF	2010, 11
Gibson, Derrick	INF	2017, 18
Gilbreath, Lucas	LHP	2021, 22
Givens, Mychal	RHP	2021
Glen, Willie	RHP	2008
Gold, Brandon	RHP	2021, 22
Gomber, Austin	LHP	2021
Gomez, Alexis	OF	2008
Gomez, Jose	INF	2021
Gomez, Leuris	RHP	2015
Gonzalez, Adrian	INF	2003
Gonzalez, Brian	LHP	2021
González, Chi Chi	RHP	2019
Gonzalez, Edgar	INF	2006
Gonzalez, Edgar G.	RHP	2010
Gonzalez, Elevelys	INF	2013
Gonzalez, Hidekel	C	2019
Gonzalez, Juan	INF	2009
Gonzalez, Nelson	RHP	2015, 16, 17, 18, 19, 21
Goodman, Hunter	INF	2023
Gordon, Dee	INF	2011, 12, 13
Gordon, Tanner	RHP	2023
Gotsis, Noah	RHP	2021
Goudeau, Ashton	RHP	2021, 22
Gracesqui, Frankie	RHP	2004, 05
Gray, Jon	LHP	2015, 17, 18, 21
Green, Nick	INF	2010
Greiner, Grayson	C	2023
Crichuk, Randal	OF	2023
Crider, Casio	INF	2014
Criep, Nate	RHP	2021, 22
Griffin, John-Ford	OF	2009
Grilli, Jason	RHP	2003
Grills, Evan	LHP	2019
Guerra, Javy	RHP	2012, 13
Guerrero, Alex	INF	2014
Guerrero, Pedro	INF	2010
Gurka, Jason	LHP	2015, 16
Guzman, Angel	RHP	2012
Gwyn, Marcus	RHP	2008
Gwynn Jr., Tony	OF	2012, 13

H (52)

Haeger, Charlie	RHP	2009, 10
Hairston Jr., Jerry	INF	2012
Hale, David	RHP	2015, 16
Hall, Billy	INF	2004
Hammer, JD	RHP	2022
Hampson, Garrett	INF	2018, 19, 22
Hanigan, Ryan	C	2017
Hannah, Jameson	OF	2023
Harper, Brett	INF	2009
Harris, Brendan	INF	2014
Harris, Lenny	INF	2003
Hartmann, Pete	LHP	2004
Harvey, Joe	RHP	2019, 21



ALL-TIME ROSTER

Moldrem, Craig	RHP	2007
Monasterios, Carlos	RHP	2010, 11
Monell, Johnny	C	2014
Montaño, Daniel	OF	2023
Montero, Elehuris	INF	2021, 22, 23
Montes, Coco	INF	2022, 23
Montgomery, Bret	RHP	2012
Mooney, Peter	INF	2019
Moore, Frank	INF	2007
Moore, Jeremy	OF	2013
Morales, Delvis	INF	2014
Morales, Jonathan	C/1B/3B	2022, 23
Moskos, Daniel	RHP	2014
Motte, Jason	RHP	2016
Motter, Taylor	INF/OF	2021
Moylan, Peter	RHP	2013
Mujica, Jose	RHP	2021
Mundell, Brian	OF	2019
Murphy, Daniel	INF	2019
Murphy, Tom	C	2015, 16, 17, 18
Murphy, Tommy	OF	2008
Musgrave, Harrison	LHP	2016, 17, 18, 19

N (17)

Nannini, Michael	RHP	2004
Neal, Blaine	RHP	2003
Neal, Zach	RHP	2022
Nelson, Chris	INF	2016
Nelson, Joe	RHP	2008
Nestor, Scott	RHP	2008
Neu, Mike	RHP	2004
Newby, Joe	RHP	2011
Niebla, Luis	RHP	2017
Nieve, Fernando	RHP	2012
Niles, Drew	INF	2004, 05, 06
Nina, Angelys	INF	2015
Nivar, Ramon	OF	2010
Nolasco, Ricky	RHP	2007
Nunez, Abraham	OF	2003
Núñez, Dom	C	2019, 22
Nunez, Vladimir	RHP	2003

O (21)

O'Malley, Shawn	INF	2018
Oberg, Scott	RHP	2015, 16, 17, 18
Oberholtzer, Brett	LHP	2018
Obermueller, Wes	RHP	2007
Ochoa, Ivan	INF	2011
Oeljen, Trent	OF	2010, 11, 12
Ogle, Tyler	C	2012
Ohman, Will	LHP	2009
Olivo, Miguel	C	2014
Olsen, Kevin	RHP	2003, 04
Olsen, Scott	LHP	2006
Ortega, Anthony	RHP	2019
Ortiz, Wilberto	INF	2011
Osborne, Donovan	LHP	2005
Osborne, Zach	INF	2015
Osik, Keith	C	2004
Oswalt, Corey	RHP	2022
Ottavino, Adam	RHP	2016
Overton, Dillon	LHP	2022
Owens, Rudy	LHP	2015
Owings, Chris	INF/OF	2021

P (38)

Pachot, John	C	2005
Padgett, Matt	OF	2004, 05
Padilla, Vicente	RHP	2009, 10
Palmer, Matt	RHP	2013
Parisi, Mike	RHP	2011, 12
Parker, Kyle	OF	2015
Parra, Gerardo	OF	2016, 17
Pascucci, Valentino	INF	2007, 09
Patterson, Jordan	INF/OF	2016, 17, 18
Patterson, Red	RHP	2013, 14
Paul, Xavier	OF	2009, 10
Paulsen, Ben	INF	2015, 16
Pazos, James	LHP	2019
Pederson, Joc	OF	2014
Peguero, Joel	RHP	2022
Pérez, Carlos	C	2022
Perez, Juan	LHP	2010
Perez, Timo	OF	2010
Perisho, Matt	LHP	2005
Perkins, Robbie	C	2017
Petersen, Michael	RHP	2023

Peterson, Brock	INF	2014
Peterson, D.J.	INF	2022
Petit, Yusmeiro	RHP	2006
Pfeiffer, David	LHP	2011
Phelps, Tommy	LHP	2003
Phillips, Anthony	INF	2018
Phillips, Jason	C	2007
Pierpont, Matt	RHP	2019
Pinango, Miguel	RHP	2009
Pint, Riley	RHP	2022, 23
Pollok, Dwayne	RHP	2009
Poulin, PJ	LHP	2022, 23
Pounders, Brooks	RHP	2018
Pinto, Renyel	LHP	2006
Pratt, Jordan	RHP	2010
Prieto, Ariel	RHP	2005
Psomas, Grant	INF	2008

Q (2)

Qualls, Chad	RHP	2016, 17
Quinn, Roman	OF	2023

R (56)

Rabago, Chris	C	2019, 21
Rabelo, Mike	C	2008
Raburn, Johnny	INF	2007
Ramirez, Erasmo	LHP	2007
Ramirez, Manny	OF	2009
Ramos, Roberto	INF	2019
Randel, Kevin	INF	2008
Randolph, Stephen	LHP	2009
Rasmussen, Rob	LHP	2013
Ravin, Josh	RHP	2014
Redding, Tim	RHP	2011
Redman, Prentice	OF	2010
Reed, Chris	LHP	2014
Reed, Eric	OF	2005, 06, 07, 08
Repko, Jason	OF	2009
Resop, Chris	RHP	2006
Restovich, Michael	OF	2010
Reyes, Jose	INF	2016
Ribera, Jordan	INF	2015
Ricardo, Dashenko	C	2013
Rice, Scott	LHP	2012
Riedling, John	RHP	2005
Rivera, Jose	INF	2015
Rivera, Juan	OF	2012
Rivera, Michael	C	2010
Roberts, Ken	LHP	2015
Robinson, Clint	INF	2014
Robinson, Trayvon	OF	2011, 14
Rock, Joe	LHP	2023
Rodgers, Brendan	INF	2018, 19, 21, 23
Rodriguez, Dereck	RHP	2021
Rodriguez, Eddy	RHP	2007
Rodriguez, Jesus	RHP	2010
Rodriguez, Jose	LHP	2005
Rodriguez, Leo	INF	2013
Rodriguez, Paco	LHP	2014
Rodriguez, Ricardo	RHP	2007
Rogers, Josh	LHP	2023
Rojas, Miguel	INF	2017
Rolison, Ryan	LHP	2021, 23
Romak, Jamie	INF	2014
Romano, Jason	OF	2005
Romo, Drew	C	2023
Rondon, Jorge	RHP	2015
Rosario, Jovanny	OF	2009
Rosario, Wilin	INF	2015
Rose, Mike	C	2009
Rossup, Zac	LHP	2017, 18, 21
Rundgren, Rex	INF	2006
Rupe, Ryan	RHP	2006
Ruiz, Rio	RHP	2001
Rusin, Chris	LHP	2015, 16, 17, 18, 19, 21
Russell, Kyle	OF	2011, 12
Ryal, Rusty	INF	2013
Ryan, Rob	OF	2004
Ryan, Michael	OF	2008

S (65)

Sanchez, Jonathan	LHP	2013
Sanders, Scott	RHP	2003, 04
Sands, Jerry	OF/1B	2011, 12
Santos, Antonio	RHP	2021
Santos, Jarrett	RHP	2008
Savage, Will	RHP	2012



ALL-TIME ROSTER

Schebler, Scott	OF	2022	Tucker, Ryan	RHP	2012
Schilling, Garrett	RHP	2022			
Schlichting, Travis	RHP	2009, 10, 11		<i>U (2)</i>	
Schlitter, Brian	RHP	2016	Ungs, Nic	RHP	2006, 07
Schlitter, Craig	RHP	2018	Ureña, José	RHP	2022
Schmidt, Jason	RHP	2009			
Schrager, Tony	INF	2006		<i>V (17)</i>	
Schunk, Aaron	INF	2023	Valaika, Pat	INF	2016, 17, 18, 19
Scioneaux, Tate	RHP	2021	Valdez, Ismael	RHP	2005
Scott, Lorenzo	OF	2008	Valdez, Merkin	RHP	2011
Seabolt, Scott	INF	2006, 07	Valdez, Phillips	RHP	2023
Seabold, Connor	RHP	2023	Valdez, Wilson	INF	2003, 04
Sears, Todd	INF	2005, 06, 07	van den Hurk, Rick	RHP	2007, 08
Secoda, Jason	RHP	2003	Van Slyke, Scott	OF	2009, 10, 12, 13
Seddon, Chris	LHP	2008	Vargas, Claudio	RHP	2009, 10
Sellers, Justin	INF	2010, 11, 12, 13	Vargas, Jason	RHP	2006
Senzateala, Antonio	RHP	2017, 18, 19, 22, 23	Vasquez, Luis	LHP	2012, 13
Serrano, Jimmy	RHP	2007	Vasto, Jerry	LHP	2017, 18
Serven, Brian	C	2021, 22, 23	Vazquez, Jan	C	2016, 17, 18
Sexton, Tim	RHP	2011	Velez, Eugenio	INF	2011
Shanks, James	OF	2005, 06	Vilade, Ryan	OF	2021, 22
Shaw, Bryan	RHP	2018	Villafuerte, Brandon	RHP	2007, 08
Sheffield, Jordan	RHP	2021, 22	Villarreal, Oscar	RHP	2011
Shelton, Matt	RHP	2010	Vodnik, Victor	RHP	2023
Sherrill, George	LHP	2013			
Silva, Jesus	RHP	2007		<i>W (33)</i>	
Small, Aaron	RHP	2003, 04	Wade, Cory	RHP	2009, 10
Smalling, Tim	INF	2015, 16	Waechter, Doug	RHP	2008
Smith, Chad	RHP	2021, 22	Wakeland, Chris	OF	2003
Smith, Corey	INF	2011	Wall, Josh	RHP	2012, 13
Smith, Riley	RHP	2022	Wallach, Matt	C	2013
Smith, Steve	RHP	2013, 14	Walrond, Les	LHP	2005
Smith, Travis	RHP	2005	Wathan, Derek	INF	2003, 04, 05
Snell, Ian	RHP	2011	Wayne, Justin	RHP	2003, 04
Snyder, Taylor	INF/OF	2021, 22	Weaver, Jeff	RHP	2009
Sodowsky, Clint	RHP	2003, 04, 05	Weber, Thad	RHP	2017
Sorensen, Zach	INF	2007	Weeks, Drew	OF	2018, 19
Sosa, Henry	RHP	2014	Welker, Colton	INF	2021, 22
Soto, Elliot	INF	2018, 19	Westmoreland, Clay	RHP	2004
Souza, Justin	RHP	2014	Wheeler, Tim	OF	2015
Stamets, Eric	INF	2021	White, Cody	LHP	2010
St. Clair, Cole	LHP	2012	White, Sean	RHP	2013
Stephenson, Robert	RHP	2021, 22	Whiting, Boone	RHP	2015
Stewart, Josh	LHP	2006	Wilkerson, Wes	RHP	2006
Stewart, Ian	INF	2013	Wilkins, Marc	RHP	2003
Stokes, Jason	INF	2005, 06	Williams, Gerald	OF	2003
Story, Trevor	INF	2015, 17, 19	Williams, Jackson	C	2016
Stovall, Hunter	INF	2023	Williams, Randy	LHP	2008
Stratton, Rob	OF	2003	Willingham, Josh	C	2005
Strickland, Scott	RHP	2009	Wilson, Brian	RHP	2013
Stringer, Cole	LHP	2021, 22	Wilson, Josh	INF	2004, 05
Stubbs, Drew	OF	2015	Wilson, Tom	C	2006
Stuck, Nick	RHP	2014	Withrow, Chris	RHP	2013
Stults, Eric	LHP	2009	Wolf, Ross	RHP	2006, 07, 08
Sturtze, Tanyon	RHP	2009	Wolters, Tony	C	2016, 17
Swanner, Will	INF	2016	Wong, Joey	INF	2015, 16
Summers, Luke	RHP	2023	Wood, Jason	INF	2003, 04, 05, 06, 08
Suter, Brent	LHP	2023	Woodard, Steve	RHP	2008
Sutton, Larry	INF	2004	Wynkoop, Jack	LHP	2021
		<i>T (27)</i>			<i>Y (4)</i>
Tankersley, Taylor	LHP	2007, 08	Ynoa, Rafael	INF	2015, 16, 17
Tapia, Raimel	OF	2016, 17, 18, 21	Young, Chris	RHP	2006, 07
Taschner, Jack	LHP	2010	Young, Delwyn	OF	2009
Tauchman, Mike	OF	2016, 17, 18	Yourkin, Matt	LHP	2006, 07
Tejera, Michael	LHP	2004			
Teuf, Nate	LHP	2003		<i>Z (2)</i>	
Thames, Marcus	OF	2011	Zarate, Mauro	RHP	2007
Thomas, Dillon	OF	2017	Zawadzki, Lance	INF	2012
Thompson, Eric	RHP	2010			
Threets, Erick	LHP	2009, 12		<i>MANAGER (8)</i>	
Tinoco, Jesus	RHP	2019, 21	Berryhill, Damon		2014
Todd, Reagan	LHP	2021, 22	Bundy, Lorenzo		2011, 12, 13
Toglia, Michael	1B/OF	2022, 23	Hill, Glenallen		2015, 16, 17, 18, 19
Tolleson, Shawn	RHP	2012, 13	Lopez, Pedro		2023
Tomlinson, Kelby	INF	2021	Schaeffer, Warren		2021, 22
Torrealba, Yorvis	OF	2023	Treanor, Dean		2003, 05, 06, 07, 08
Tovar, Ezequiel	INF	2022	Wallach, Tim		2009, 10
Towers, Josh	RHP	2010	Woodson, Tracy		2004
Towles, J.R.	C	2013			
Trahern, Dallas	RHP	2008		<i>PITCHING COACH (13)</i>	
Treanor, Matt	C	2003, 04	Beatty, Blaine		2021
Trejo, Alan	INF	2021, 22, 23	Brewer, Mark		2017
Triunfel, Carlos	INF	2014	Brown, Tom		2006
Troncoso, Ramon	RHP	2010, 11, 12	Buckels, Gary		2003
Trzesniak, Nick	C	2006	Dishman, Glenn		2010, 11, 12, 13, 14
Tucker, Cole	INF/OF	2023	Duffy, John		2005



Emanuel, Brandon	2018, 19
Gale, Rich	2007, 08
Gonzales, Frank	2022
Michalak, Chris	2023
Schwarz, Jeff	2004, 05
Scott, Darryl	2015, 16
Slaton, Jim	2009, 10

HITTING COACH (12)

Doherty, Tim	2018, 19
Everson, Darin	2017
Hajek, Dave	2015
Jefferson, Reggie	2005
Lopez, Pedro	2022
Moses, John	2009, 10
Pacheco, Jordan	2022, 23
Phillips, Steve	2006, 07, 08
Shelby, John	2016
Stark, Matt	2003, 04
Stubbs, Franklin	2013, 14
Valentin, John	2011, 12

BENCH COACH (2)

Lopez, Pedro	2022
Meacham, Bobby	2023

TRAINER (6)

Bearer, Sean	2003
Harrel, Greg	2004, 09, 10, 11
Miller, Steve	2005, 06, 07, 08
Mizutani, Hoshi	2021, 22, 23
Nakajima, Yosuke	2012, 13, 14
Townsend, Heath	2015, 16, 17, 18, 19

STRENGTH COACH (10)

Bailey, Phil	2021, 22
Buck, Brian	2015
Downey, Stephen	2009, 10, 11
Green, Lauren	2014
Japerson, Mike	2015
Lefton, Marcus	2016, 17, 18, 19
McCoy, Gary	2008
McDaniel, Brandon	2012
Rook, Mason	2023
Smith, Travis	2013, 14

In the franchise's 20-year history, 805 players have appeared on the Isotopes roster.
The total includes 356 position players and 449 pitchers.



YEAR-BY-YEAR STATISTICS

2003 Record: 74-70 Finish: 1st in Central Division (Lost best of five series to Nashville 3-1)

MANAGER - Dean Treanor, PITCHING COACH - Gary Buckels, HITTING COACH - Matt Stark, ATHLETIC TRAINER - Sean Bearer

BATTERS	AVG	G	AB	R	H	2B	3B	HR	RBI	TB	BB	IBB	K	SB	CS	OBP	SLG	OPS	SF	SAC	HBP
Allen, Chad	.323	91	337	45	109	30	2	8	53	167	18	0	48	11	10	.364	496	860	4	5	6
Ashby, Chris	.338	20	68	9	23	3	0	1	11	29	7	0	10	3	0	.400	426	826	0	0	0
*Barker, Kevin	.167	10	24	1	4	0	0	0	1	4	7	0	5	0	0	.355	167	522	0	0	0
*Donnels, Chris	.299	42	127	23	38	7	0	7	21	66	20	1	24	1	1	.396	520	916	1	0	1
*Erickson, Matt	.342	98	298	43	102	22	4	2	35	138	43	2	42	14	9	.442	463	905	0	4	10
*Gonzalez, Adrian	.216	39	139	17	30	5	1	1	18	40	14	0	25	1	0	.286	288	573	1	0	0
*Harris, Lenny	.167	8	24	3	4	1	0	0	1	5	4	2	3	0	0	.286	208	494	0	0	0
*Hermida, Jeremy	.000	1	3	0	0	0	0	0	0	0	0	0	3	0	0	.000	000	000	0	0	0
Hooper, Kevin	.266	130	493	77	131	9	4	1	54	151	35	3	62	25	9	.325	306	631	4	9	10
Hoover, Paul	.270	81	256	35	69	22	2	5	40	110	18	1	62	10	3	.321	430	751	1	2	2
Iapoco, Anthony	.227	52	128	16	29	7	1	0	12	38	16	1	21	6	2	.322	297	619	2	3	3
Medrano, Jesus	.228	31	114	22	26	3	1	1	12	34	14	0	26	7	2	.310	298	608	1	0	0
*Nunez, Abraham	.311	59	212	35	66	13	2	11	38	116	32	2	56	9	4	.398	547	946	2	0	0
Stratton, Rob	.212	110	372	63	79	12	2	32	82	191	36	1	175	6	4	.283	513	797	8	1	4
Treanor, Matt	.273	98	315	45	86	18	1	11	40	139	39	1	44	9	4	.380	441	821	3	1	17
Valdez, Wilson	.287	90	338	45	97	12	4	0	18	117	19	2	37	33	9	.326	346	672	1	12	1
*Wakeland, Chris	.283	65	219	32	62	12	2	7	30	99	17	1	62	2	2	.343	452	795	2	0	4
#Wathan, Derek	.296	116	409	54	121	24	7	4	55	171	34	3	56	21	8	.350	418	769	3	1	2
Williams, Gerald	.303	85	327	59	99	22	5	14	50	173	24	2	45	15	11	.356	529	885	2	1	4
Wood, Jason	.296	128	473	80	140	26	4	16	83	222	45	3	96	5	1	.358	469	828	7	3	5
TOTALS	.277	144	4884	721	1351	254	42	123	669	2058	449	25	971	178	79	.343	421	765	43	75	69

PITCHERS	W-L	ERA	G	GS	CG	SHO	SV	GF	IP	H	R	ER	HR	HB	BB	IBB	K	BK	WP	WHIP	
*Alvarez, Juan	3-2	5.88	51	0	0	0	0	15	52.0	69	38	34	9	3	24	1	43	2	2	1.78	
*Belitz, Todd	1-0	5.93	13	0	0	0	0	2	13.2	20	12	9	0	3	4	1	8	0	0	1.75	
Bergman, Sean	8-11	4.69	28	28	2	1	0	0	170.2	193	99	89	19	5	44	2	101	1	2	1.38	
Bochtler, Doug	5-3	5.37	23	5	0	0	1	6	53.2	61	33	32	9	2	18	2	40	0	1	1.47	
Borland, Toby	1-1	3.72	9	0	0	0	3	9	9.2	6	5	4	1	3	6	0	12	0	4	1.24	
Bump, Nate	6-5	4.43	15	15	0	0	0	0	85.1	89	48	42	4	7	24	1	52	0	1	1.32	
Croushore, Rich	0-0	0.00	3	0	0	0	0	0	3.0	0	0	0	0	0	1	0	2	0	0	0.33	
*Fesh, Sean	1-0	10.80	6	0	0	0	0	3	6.2	12	9	8	0	0	5	0	4	0	0	2.55	
Fox, Chad	0-0	3.86	3	0	0	0	0	0	2.1	4	1	1	0	0	1	0	5	0	0	2.14	
Fuell, Jerrod	0-0	3.60	3	0	0	0	0	1	5.0	6	3	2	1	0	0	0	2	0	0	1.20	
Fyhrie, Mike	1-0	2.53	5	0	0	0	0	1	10.2	7	3	3	0	0	3	0	8	0	0	0.93	
Grilli, Jason	6-2	3.38	12	12	0	0	0	0	66.2	64	30	25	3	3	30	1	38	0	3	1.41	
House, Craig	0-0	19.64	7	0	0	0	0	3	7.1	14	16	16	0	1	13	0	8	0	1	3.68	
*Iapoco, Anthony	0-0	0.00	2	0	0	0	0	2	2.0	0	0	0	0	0	0	0	1	0	0	0.00	
Judd, Mike	4-9	6.05	30	8	0	0	4	12	58.0	58	44	39	7	2	30	1	54	0	8	1.51	
Keagle, Greg	0-2	14.85	3	2	0	0	0	0	6.2	14	13	11	1	2	8	0	6	0	1	3.30	
Levrault, Allen	3-0	1.40	21	0	0	0	0	5	25.2	12	5	4	2	2	9	1	18	0	2	0.81	
*Mairena, Oswaldo	6-4	5.86	61	0	0	0	1	14	86.0	110	62	56	11	2	28	1	55	0	2	1.60	
McLeary, Marty	1-1	4.32	20	1	0	0	0	4	33.1	40	22	16	3	3	18	1	17	0	3	1.74	
Neal, Blaine	3-2	2.33	40	0	0	0	0	21	30	46.1	55	22	12	1	2	16	2	32	0	3	1.53
Nunez, Vladimir	4-1	4.76	46	3	0	0	0	5	26	68.0	67	36	13	6	20	0	54	0	4	1.27	
Olsen, Kevin	2-1	2.11	7	7	0	0	0	0	38.1	36	12	9	1	0	7	1	28	0	0	1.12	
*Phelps, Tommy	0-0	1.17	5	0	0	0	0	1	7.2	5	1	1	1	0	3	0	13	0	1	1.04	
Sanders, Scott	7-5	3.92	19	19	2	0	0	0	117.0	124	57	51	12	6	32	1	110	0	4	1.33	
Secoda, Jason	1-0	29.25	3	0	0	0	0	0	4.0	12	13	13	2	0	8	0	3	0	2	5.00	
Small, Aaron	6-4	4.63	14	14	0	0	0	0	89.1	95	50	46	12	2	18	0	56	0	2	1.26	
Sodowsky, Clint	0-3	11.05	3	3	0	0	0	0	14.2	31	18	18	4	0	1	0	8	0	2	2.18	
*Teut, Nate	0-1	7.56	2	2	0	0	0	0	8.1	14	9	7	2	0	5	0	6	0	0	2.28	
Wayne, Justin	4-12	4.24	23	23	2	0	0	0	136.0	138	81	64	10	6	40	0	82	1	2	1.30	
Wilkins, Marc	1-1	6.75	20	2	0	0	1	4	36.0	46	28	27	6	6	17	0	27	0	1	1.75	
TOTALS	74-70	4.80	144	144	6	3	36	138	1264.0	1402	770	674	134	66	433	16	893	4	51	1.45	

KEY: * - left-handed hitter/pitcher, # - switch hitter



2004 Record: 67-77 Finish: 4th in Central Division

MANAGER - Tracy Woodson, PITCHING COACH - Jeff Schwarz, HITTING COACH - Matt Stark, ATHLETIC TRAINER - Greg Harrel

BATTERS	AVG	G	AB	R	H	2B	3B	HR	RBI	TB	BB	IBB	K	SB	CS	OBP	SLG	OPS	SF	SAC	HBP
Aguila, Chris	.312	97	330	61	103	23	2	11	56	163	37	0	82	8	3	.380	.494	.874	5	2	2
Ashby, Chris	.239	74	213	24	51	11	0	5	25	77	20	1	31	2	1	.304	.362	.665	3	0	1
#Banks, Brian	.231	67	216	31	50	12	2	6	30	84	27	0	46	0	0	.319	.389	.707	3	0	2
Christenson, Ryan	.264	65	227	43	60	16	4	2	17	90	34	0	45	8	2	.364	.396	.760	1	4	2
Colangelo, Mike	.325	97	292	64	95	27	2	16	73	174	45	1	66	0	3	.422	.596	1.018	6	1	8
Dillon, Joe	.325	108	403	96	131	33	7	30	86	268	46	0	85	12	3	.400	.665	1.065	9	0	10
#Hall, Billy	.209	18	43	7	9	1	1	0	3	12	0	0	10	0	1	.209	.279	.488	0	0	0
Hooper, Kevin	.277	39	155	21	43	3	2	0	17	50	14	0	24	6	5	.335	.323	.658	1	5	0
Jorgensen, Ryan	.259	61	201	20	52	11	0	8	29	87	9	0	51	0	0	.289	.433	.722	1	1	0
#Niles, Drew	.259	111	278	39	72	9	2	4	29	97	41	1	73	3	3	.365	.349	.704	3	5	2
Osik, Keith	.179	19	56	5	10	3	1	1	5	18	5	1	7	0	0	.254	.321	.575	1	1	1
*Padgett, Matt	.267	131	435	65	116	28	4	24	93	224	36	3	123	1	5	.325	.515	.840	3	1	3
*Ryan, Rob	.150	17	60	7	9	1	2	0	3	14	7	0	9	1	1	.239	.233	.472	0	0	0
*Sutton, Larry	.373	91	308	70	115	31	2	21	73	213	59	1	61	3	1	.475	.692	1.166	5	0	5
Treanor, Matt	.258	62	198	32	51	8	0	8	38	83	34	1	44	2	0	.388	.419	.807	3	2	10
Valdez, Wilson	.319	66	285	36	91	11	3	2	25	114	16	0	35	19	12	.357	.400	.757	2	6	2
#Wathan, Derek	.302	106	414	74	125	26	5	10	47	191	33	0	74	15	10	.354	.461	.815	1	3	1
Wilson, Josh	.279	56	240	32	67	12	2	5	23	98	19	0	51	6	1	.337	.408	.745	0	2	2
Wood, Jason	.245	102	375	44	92	21	2	8	49	141	40	2	74	2	1	.322	.376	.698	6	0	5
TOTALS	.280	144	4938	791	1383	296	43	162	732	2251	541	11	1067	90	53	.355	.456	.811	54	50	59

PITCHERS	W-L	ERA	G	GS	CG	SHO	SV	GF	IP	H	R	ER	HR	HB	BB	IBB	K	BK	WP	WHIP
*Alvarez, Juan	2-3	5.87	48	0	0	0	1	19	53.2	75	38	35	7	1	19	2	42	1	1	1.75
Ashby, Chris	0-0	9.45	6	0	0	0	0	4	6.2	10	7	3	2	2	0	2	0	0	0	1.80
Baker, Ryan	0-0	0.00	1	1	0	0	0	0	3.0	3	0	0	0	0	1	0	1	0	0	1.33
Bauer, Peter	1-0	1.29	1	1	0	0	0	0	7.0	6	1	1	0	1	3	0	4	0	0	1.28
*Blank, Matt	4-8	6.44	34	23	1	0	1	1	138.1	180	105	99	29	4	47	1	75	0	4	1.64
Borland, Toby	4-2	2.29	34	0	0	0	11	28	39.1	24	10	10	2	2	12	2	38	0	1	0.91
Bump, Nate	0-0	1.38	3	2	0	0	0	1	13.0	7	2	2	0	0	1	0	12	0	0	0.61
Burnett, A.J.	0-0	10.80	1	1	0	0	0	0	3.1	7	4	4	1	1	2	0	6	0	1	2.70
Flannery, Mike	4-3	8.49	29	0	0	0	2	15	35.0	48	33	33	7	3	18	1	25	1	4	1.88
Florie, Bryce	1-1	2.45	11	0	0	0	0	2	14.2	12	4	4	1	0	5	0	9	0	0	1.15
Flury, Pat	0-1	13.00	9	0	0	0	0	4	9.0	15	13	13	6	1	4	0	6	0	0	2.11
Gaal, Bryan	1-0	23.14	4	0	0	0	0	1	4.2	11	12	12	5	0	2	0	4	0	1	2.78
*Gracesqui, Frank	1-0	3.27	19	0	0	0	1	5	22.0	10	9	8	2	1	19	0	16	0	1	1.31
*Hartmann, Pete	0-1	8.07	25	0	0	0	0	4	29.0	40	28	26	6	3	11	0	29	0	2	1.75
Howard, Ben	3-0	3.67	23	0	0	0	1	4	34.1	29	16	14	3	0	22	2	28	0	4	1.48
Mahomes, Pat	0-4	7.29	16	0	0	0	0	4	21.0	31	19	17	6	1	9	1	15	0	0	1.90
Manzanillo, Josias	0-1	5.25	11	0	0	0	5	9	12.0	15	8	7	3	0	1	0	9	0	0	1.33
McLeary, Marty	0-1	16.20	1	0	0	0	0	0	1.2	4	3	3	2	0	0	0	2	0	0	2.40
McNutt, Mike	2-1	5.08	12	4	0	0	0	1	28.1	35	21	16	5	1	5	0	19	0	3	1.41
*Michalak, Chris	1-1	6.35	17	1	0	0	0	4	34.0	44	24	24	9	1	15	0	20	2	1	1.73
Nannini, Mike	9-10	5.29	29	25	1	1	0	1	151.1	156	99	89	31	5	42	0	111	0	3	1.30
Neu, Michael	1-2	6.34	35	0	0	0	6	17	38.1	47	33	27	2	6	24	1	28	0	4	1.85
Olsen, Kevin	3-3	4.37	10	10	0	0	0	0	55.2	58	30	27	4	1	13	0	47	0	3	1.27
Sanders, Scott	3-10	7.90	20	20	0	0	0	0	98.0	152	90	86	21	6	29	1	72	0	5	1.84
Small, Aaron	9-9	5.06	27	24	2	0	0	1	154.2	199	95	87	18	3	29	2	109	0	5	1.47
Sodowsky, Clint	9-7	5.40	48	0	0	0	2	12	68.1	76	45	41	8	5	32	1	39	0	3	1.58
*Tejera, Michael	8-4	3.97	22	19	0	0	0	1	113.1	109	56	50	17	6	39	0	88	0	3	1.30
Wayne, Justin	1-5	6.58	13	13	0	0	0	0	65.2	82	53	48	11	7	34	1	43	0	6	1.76
Westmoreland, Clay	0-0	5.14	5	0	0	0	0	2	7.0	4	4	4	0	1	8	0	6	0	1	1.71
TOTALS	67-77	5.66	144	144	4	3	30	140	1262.1	1489	862	794	209	62	448	15	905	4	56	1.53

KEY: * - left-handed hitter/pitcher, # - switch hitter



YEAR-BY-YEAR STATISTICS

2005

Record: 78-66 Finish: 2nd in American Southern Division

MANAGER - Dean Treanor, PITCHING COACH - Jeff Schwarz/John Duffy, HITTING COACH - Reggie Jefferson, ATHLETIC TRAINER - Steve Miller

BATTERS	AVG	G	AB	R	H	2B	3B	HR	RBI	BB	IBB	K	SB	CS	OBP	SLG	OPS	SF	SAC	HBP	E
Agulla, Chris	.355	35	138	27	49	13	2	7	25	14	0	21	8	2	.412	.630	1.042	1	0	0	0
Ashby, Chris	.247	67	174	20	43	6	0	0	14	18	0	26	0	2	.323	.282	.605	1	2	2	7
*Barnes, Larry	.251	71	219	30	55	9	1	8	26	11	0	45	2	2	.288	.411	.699	2	1	1	6
Colangelo, Mike	.293	98	334	58	98	18	2	16	55	31	3	73	2	2	.365	.503	.868	6	2	10	3
#Delgado, Wilson	.285	98	351	52	100	22	5	6	37	29	1	55	3	4	.339	.427	.766	3	3	1	8
Dillon, Joe	.360	98	350	80	126	21	1	24	72	57	4	59	11	1	.459	.631	1.090	6	0	12	14
*Erickson, Matt	.286	18	49	6	14	1	0	0	4	3	0	8	0	0	.352	.306	.658	0	2	2	1
Hill, Jason	.333	2	3	0	1	0	0	0	1	0	0	2	0	0	.250	.333	.583	1	0	0	0
Jorgensen, Ryan	.197	53	137	20	27	5	0	2	11	21	3	46	1	0	.308	.277	.586	0	2	1	3
Little, Mark	.276	83	312	62	86	13	5	18	52	32	1	84	16	7	.366	.522	.888	3	1	14	3
#Niles, Drew	.295	25	61	11	18	3	0	2	13	6	0	13	1	0	.353	.443	.796	1	1	0	2
Pachot, John	.198	35	96	6	19	5	0	1	8	4	1	11	0	1	.228	.281	.509	1	2	0	1
*Padgett, Matt	.296	123	460	71	136	28	3	17	72	47	1	131	3	1	.361	.480	.842	5	0	3	5
*Reed, Eric	.310	39	171	19	53	5	4	1	20	3	0	31	17	7	.335	.404	.739	1	2	4	1
Romano, Jason	.000	1	1	0	0	0	0	0	0	1	0	0	0	0	.500	.000	.500	0	0	0	0
*Sears, Todd	.323	92	316	46	102	14	2	13	63	38	4	75	0	1	.399	.503	.902	3	0	4	6
Shanks, James	.268	19	71	11	19	3	3	0	5	7	0	15	1	1	.333	.394	.728	0	0	0	2
Stokes, Jason	.283	13	46	12	13	1	1	5	15	3	0	16	2	0	.340	.674	1.014	0	0	1	2
#Wathan, Derek	.232	83	250	34	58	14	2	5	36	19	0	40	10	3	.289	.364	.653	2	4	2	5
Willingham, Josh	.324	66	219	56	71	14	3	19	54	47	1	54	5	1	.455	.676	1.131	4	0	9	5
Wilson, Josh	.257	143	526	88	135	31	6	17	82	48	2	114	17	7	.323	.435	.758	12	3	9	19
Wood, Jason	.301	129	452	75	136	18	3	21	77	48	1	81	5	3	.374	.493	.867	6	2	8	9
TOTALS	.282	144	4947	795	1396	251	43	183	749	495	22	1074	104	46	.354	.461	.815	58	53	83	125

PITCHERS	W-L	ERA	G	GS	CG	SHO	SV	SVO	IP	H	R	ER	HR	HB	BB	IBB	K	BK	WP	DP	WHIP	AVG
Bauer, Peter	3-5	6.91	15	14	0	0	0	0	71.2	88	63	55	14	10	33	0	43	0	4	9	1.69	.304
*Bentz, Chad	0-1	4.01	31	0	0	0	1	2	33.2	36	20	15	4	1	14	0	32	0	2	4	1.49	.273
*Blank, Matt	3-0	2.91	13	3	0	0	0	0	34.0	35	12	11	1	0	10	1	19	0	1	9	1.32	.282
Bump, Nate	1-0	1.80	1	1	0	0	0	0	5.0	4	1	1	0	0	0	0	6	0	0	0	0.80	.211
Castillo, Frank	9-11	5.53	27	24	0	0	0	0	143.1	161	102	88	20	10	58	3	80	0	4	10	1.53	.288
Clontz, Brad	1-0	0.69	11	0	0	0	3	3	13.0	9	1	1	0	0	0	0	11	0	0	1	0.69	.196
Corey, Bryan	3-6	7.65	44	1	0	0	0	2	60.0	78	52	51	11	2	20	1	44	0	1	5	1.63	.312
*Crowell, Jim	2-4	2.67	55	0	0	0	12	15	60.2	54	19	18	6	3	14	2	44	0	3	8	1.12	.241
*De Los Santos, Valerio	0-0	1.69	6	0	0	0	1	1	5.1	7	1	1	0	1	1	0	6	0	1	0	1.50	.304
Flannery, Mike	1-0	5.40	14	0	0	0	0	0	16.2	16	10	10	3	0	12	0	11	0	0	0	1.68	.250
Flury, Pat	1-1	5.53	22	0	0	0	0	1	27.2	27	24	17	4	2	19	0	21	0	2	3	1.66	.267
Fuelli, Jerrod	0-1	5.68	8	0	0	0	0	1	6.1	8	4	4	2	0	4	0	4	0	1	1	1.89	.333
Fulchino, Jeff	11-7	5.06	29	29	0	0	0	0	153.0	179	102	86	21	11	67	3	101	0	9	19	1.61	.297
*Gracesqui, Franklyn	0-0	5.56	16	0	0	0	1	1	11.1	11	8	7	2	0	10	1	12	0	4	1	1.85	.256
Howard, Ben	6-3	4.63	54	3	0	0	2	7	83.2	85	49	43	13	5	29	1	87	0	2	5	1.36	.257
Martinez, Carlos	0-0	9.00	2	0	0	0	0	0	2.0	4	2	2	1	0	0	0	0	0	0	0	2.00	.400
Messenger, Randy	4-2	3.88	39	0	0	0	7	11	48.2	46	25	21	5	2	17	1	35	0	1	8	1.29	.251
Miadich, J.B.	3-2	2.20	29	0	0	0	11	14	32.2	23	10	8	2	1	20	1	59	0	7	2	1.32	.190
*Osborne, Donovan	5-3	4.87	14	14	0	0	0	0	81.1	91	49	44	12	6	27	1	53	0	0	8	1.45	.286
*Perisho, Matt	0-2	11.93	17	1	0	0	1	2	14.1	25	20	19	4	0	7	0	10	0	0	2	2.23	.391
Prieto, Ariel	9-5	3.78	25	21	1	0	0	1	133.1	144	65	56	13	7	37	0	98	1	4	19	1.36	.283
Riedling, John	4-0	3.00	14	0	0	0	3	4	21.0	19	9	7	0	1	9	1	15	0	1	3	1.33	.250
*Rodriguez, Joe	0-0	6.23	14	0	0	0	0	0	13.0	16	10	9	1	2	8	0	10	0	0	3	1.85	.302
Smith, Travis	7-8	4.08	18	17	0	0	0	0	103.2	107	54	47	12	5	31	1	73	0	5	16	1.33	.268
Sodowsky, Clint	0-0	9.00	6	0	0	0	0	0	5.0	10	6	5	1	1	3	0	1	0	1	2	2.60	.417
Valdez, Ismael	1-0	0.00	1	1	0	0	0	0	6.0	3	0	0	0	0	4	0	4	0	0	2	1.17	.158
*Walrond, Les	4-5	4.57	15	15	2	2	0	0	86.2	97	50	44	13	1	37	0	61	3	2	12	1.55	.291
TOTALS	78-66	4.73	144	144	3	4	42	65	1273.0	1383	768	669	165	72	491	17	940	4	55	152	1.47	.280

KEY: * - left-handed hitter/pitcher, # - switch hitter



2006 Record: 70-72 Finish: 4th in American Southern Division

MANAGER - Dean Treanor, PITCHING COACH - Tom Brown, HITTING COACH - Steve Phillips, ATHLETIC TRAINER - Steve Miller

BATTERS	AVG	G	AB	R	H	2B	3B	HR	RBI	BB	IBB	K	SB	CS	OBP	SLG	OPS	SF	SAC	HBP	E
Aceves, Jonathan	.333	1	3	0	1	0	0	0	0	1	0	0	0	0	.500	.333	.833	0	0	0	0
Agulla, Chris	.318	78	302	53	96	15	3	11	61	26	1	54	7	3	.369	.497	.866	4	0	1	2
Ardino, Robert	.255	120	498	70	127	18	6	8	46	33	0	100	13	11	.303	.363	.667	6	8	4	20
Ashby, Chris	.308	68	198	27	61	12	0	4	38	16	0	28	2	1	.361	.429	.790	3	0	2	3
*Cepicky, Matt	.266	107	320	39	85	19	2	7	34	44	6	66	2	1	.352	.403	.756	2	0	0	2
Colangelo, Mike	.318	65	176	32	56	17	0	5	21	21	0	35	0	2	.413	.500	.913	2	0	9	0
Gonzalez, Edgar	.392	46	143	29	56	10	1	5	36	20	1	32	1	1	.473	.580	1.054	2	1	4	5
Hoover, Paul	.278	92	302	38	84	21	1	6	41	33	1	71	3	2	.351	.414	.765	4	1	3	12
Kinkade, Mike	.328	106	381	59	125	26	3	4	50	29	3	56	6	5	.405	.444	.848	3	1	22	18
Little, Mark	.291	88	251	39	73	16	3	3	30	31	1	70	8	6	.409	.414	.824	1	6	20	5
#Niles, Drew	.237	63	152	8	36	5	1	1	11	17	1	38	1	2	.310	.303	.613	2	3	0	3
*Reed, Eric	.303	95	390	68	118	20	9	5	39	24	1	94	20	9	.344	.438	.782	3	1	2	3
Rundgren, Rex	.192	8	26	1	5	1	0	0	2	1	0	4	0	0	.222	.231	.453	0	0	0	0
Schrager, Tony	.254	27	63	12	16	4	1	1	8	7	0	21	0	0	.347	.397	.744	0	0	2	0
Seabolt, Scott	.314	71	242	39	76	18	1	17	46	29	3	55	0	3	.391	.607	.998	4	0	4	6
*Sears, Todd	.222	2	9	0	2	0	0	0	0	0	0	2	0	0	.222	.222	.444	0	0	0	0
Shanks, James	.299	66	231	31	69	15	3	5	29	14	0	51	9	6	.347	.455	.801	0	3	3	2
Stokes, Jason	.257	65	237	39	61	13	2	7	34	35	0	85	2	1	.350	.418	.768	2	0	0	4
Trzesniak, Nick	.286	18	49	8	14	1	1	3	14	7	1	9	0	0	.368	.531	.899	1	0	0	2
Wilson, Tom	.299	86	278	49	83	24	0	10	46	31	0	68	1	2	.369	.493	.862	3	1	2	13
Wood, Jason	.288	123	441	64	127	23	3	11	77	42	1	92	1	1	.347	.429	.775	8	1	2	13
TOTALS	.288	142	4882	723	1405	283	41	118	680	471	20	1092	76	56	.357	.435	.792	50	45	83	127

PITCHERS	W-L	ERA	G	GS	CG	SHO	SV	SVO	IP	H	R	ER	HR	HB	BB	IBB	K	BK	WP	DP	WHIP	AVG
*Anderson, Jimmy	2-3	5.77	22	4	0	0	0	0	43.2	58	36	28	7	2	19	0	35	1	1	6	1.76	.326
*Blank, Matt	2-2	4.98	14	7	0	0	0	2	47.0	56	28	26	7	2	24	1	28	1	1	8	1.70	.318
*Bostick, Adam	1-2	4.67	5	5	0	0	0	0	27.0	39	20	14	0	0	13	0	30	0	1	1	1.93	.339
Brower, Jim	0-1	3.93	15	0	0	0	0	0	18.1	20	9	8	3	2	3	0	13	0	2	1	1.25	.282
Bump, Nate	0-2	6.35	6	2	0	0	0	0	11.1	23	9	8	2	0	3	0	6	0	1	3	2.29	.426
Carhlyle, Buddy	3-1	1.93	13	2	0	0	0	0	28.0	17	6	6	3	1	7	1	22	0	0	2	0.86	.177
Clontz, Brad	6-5	3.57	57	0	0	0	23	24	58.0	58	29	23	4	4	26	1	54	0	2	7	1.45	.261
Fulchino, Jeff	6-10	4.50	25	24	0	0	0	0	140.0	144	82	70	12	15	56	0	109	1	9	18	1.43	.271
Gaillard, Eddie	2-1	3.91	22	0	0	0	1	3	25.1	27	16	11	2	2	12	1	22	0	1	4	1.54	.276
Garcia, Jose	0-1	11.25	1	1	0	0	0	0	4.0	5	5	5	0	0	4	1	5	0	1	0	2.25	.294
*George, Chris	5-6	5.62	22	19	0	0	0	0	107.1	132	76	67	6	7	52	1	81	2	11	12	1.71	.311
German, Franklyn	0-1	8.53	8	0	0	0	0	1	6.1	11	6	6	0	3	2	1	6	0	0	1	2.05	.393
*Horgan, Joe	5-6	3.98	45	0	0	0	3	9	43.0	36	19	19	6	2	17	0	32	0	2	7	1.23	.232
Kensing, Logan	1-1	3.00	13	0	0	0	2	4	18.0	11	6	6	2	0	5	0	18	0	1	2	0.89	.180
Lee, David	0-0	6.00	6	0	0	0	0	0	9.0	12	7	6	2	0	5	0	6	0	1	0	1.89	.300
Messenger, Randy	0-0	9.00	4	0	0	0	0	0	3.0	1	3	3	0	0	3	0	1	0	0	1	1.33	.125
Miadich, J.B.	3-2	3.67	35	0	0	0	0	5	41.2	21	21	17	4	10	28	0	55	0	5	1	1.18	.147
*Olsen, Scott	0-0	0.00	1	1	0	0	0	0	6.1	5	1	0	0	0	3	0	5	0	1	2	1.26	.227
Petit, Yusmeiro	4-6	4.28	17	17	0	0	0	0	96.2	101	53	46	14	1	20	1	68	0	2	6	1.25	.268
*Pinto, Remyel	8-2	3.40	18	18	1	0	0	0	95.1	82	40	36	8	13	47	1	96	0	7	7	1.35	.232
Resop, Chris	4-0	3.81	40	0	0	0	2	4	49.2	49	21	21	4	1	15	2	43	1	1	4	1.29	.258
Rupe, Ryan	0-1	6.00	2	0	0	0	0	0	3.0	3	2	2	1	0	0	0	3	0	0	0	1.00	.273
*Stewart, Josh	1-3	6.37	13	5	0	0	0	0	35.1	42	29	25	5	2	15	0	21	0	2	5	1.61	.309
Ungs, Nic	9-9	3.99	26	24	3	1	0	0	144.1	165	80	64	14	5	45	3	80	1	3	13	1.45	.289
*Vargas, Jason	3-6	7.43	13	13	0	0	0	0	69.0	98	60	57	11	5	28	3	51	1	0	7	1.83	.348
Wilkinson, Wes	0-0	4.46	38	0	0	0	0	0	40.1	39	22	20	2	3	17	1	34	0	1	5	1.39	.247
Wolf, Ross	4-1	5.18	48	0	0	0	0	0	48.2	65	28	28	1	3	15	1	29	0	2	10	1.64	.335
Young, Chris	1-0	12.00	3	0	0	0	0	0	6.0	12	10	8	1	1	5	2	2	0	3	0	2.83	.444
*Yourkin, Matt	0-0	2.95	12	0	0	0	0	0	18.1	22	6	6	3	2	3	0	20	0	4	0	1.36	.310
TOTALS	70-72	4.58	142	142	4	8	31	52	1244.0	1354	730	633	128	86	492	21	975	8	65	134	1.48	.281

KEY: * - left-handed hitter/pitcher, # - switch hitter



Organization
2024 Isotopes
2023 In Review
Colorado Rockies
Opponents
Isotopes Records
Copa
ABQ Pro Baseball
History
Media Information

YEAR-BY-YEAR STATISTICS

2007

Record: 72-70 Finish: 2nd in American Southern Division

MANAGER - Dean Treanor, PITCHING COACH - Rich Gale, HITTING COACH - Steve Phillips, ATHLETIC TRAINER - Steve Miller

BATTERS	AVG	G	AB	R	H	2B	3B	HR	RBI	TB	BB	IBB	K	SB	CS	OBP	SLG	OPS	SF	SAC	HBP	E
Abercrombie, Reggie	.323	93	353	71	114	23	9	17	55	206	11	0	95	41	6	.361	.584	.944	2	2	11	9
Andino, Robert	.278	142	598	85	166	25	13	13	50	256	40	1	129	21	13	.322	.428	.751	3	2	1	34
#Beattie, Andrew	.000	1	2	0	0	0	0	0	0	0	0	0	0	0	0	.333	.000	.333	0	0	0	0
Ashby, Chris	.224	51	152	19	34	6	0	5	23	55	24	0	30	0	1	.328	.362	.690	1	0	0	5
*Baker, John	.285	89	270	35	77	15	0	8	41	116	28	0	58	2	0	.360	.430	.789	1	0	4	6
#Beattie, Andrew	.277	74	206	34	57	8	2	13	46	108	34	0	58	6	4	.377	.524	.901	3	1	0	9
#Borchard, Joe	.355	22	76	19	27	3	0	8	28	54	15	3	12	1	2	.452	.711	1.162	2	0	0	1
Carroll, Brett	.314	88	318	60	100	21	6	19	70	190	18	0	69	0	4	.361	.597	.959	3	0	7	6
David, Brad	.500	1	2	0	1	1	0	0	1	2	1	0	1	0	0	.667	1.000	1.667	0	0	0	0
Gall, John	.300	113	413	75	124	28	3	13	58	197	38	1	49	10	4	.362	.477	.839	2	0	3	4
Hermansen, Chad	.283	89	293	46	83	15	3	9	44	131	30	0	84	9	2	.353	.447	.800	3	1	3	3
*Hermida, Jeremy	.200	2	5	0	1	0	0	0	2	1	1	0	0	0	0	.286	.200	.486	1	0	0	0
Hoover, Paul	.292	31	96	11	28	7	1	4	21	49	7	0	18	0	1	.333	.510	.844	2	0	0	2
Labandeira, Josh	.301	93	292	33	88	19	1	2	35	115	28	2	54	0	4	.368	.394	.762	2	3	4	13
#Linden, Todd	.375	14	48	10	18	3	1	1	10	26	8	0	12	0	1	.474	.542	1.015	0	0	1	0
*Martinez, Sandy	.000	3	9	0	0	0	0	0	0	0	1	0	2	0	0	.100	.000	.100	0	0	0	0
*Moore, Frank	.358	28	53	8	19	4	1	0	6	25	5	0	2	0	2	.414	.472	.885	0	1	0	1
Pasucci, Valentino	.284	132	447	93	127	27	1	34	98	258	67	2	123	9	1	.389	.577	.967	3	0	12	6
Phillips, Jason	.185	8	27	2	5	0	0	0	2	5	0	0	2	0	0	.179	.185	.364	1	0	0	0
#Rabum, Johnny	.292	21	48	10	14	4	0	0	6	18	6	0	5	2	1	.370	.375	.745	0	0	0	3
*Reed, Eric	.285	95	302	54	86	10	12	0	20	120	17	0	58	30	3	.323	.397	.720	4	7	2	3
Seabolt, Scott	.300	139	503	100	151	29	7	32	105	290	56	1	95	6	2	.366	.577	.943	10	2	2	16
*Sears, Todd	.302	33	63	8	19	4	0	1	10	26	13	0	10	1	1	.416	.413	.828	1	0	0	1
#Sorensen, Zach	.227	11	22	2	5	0	0	0	1	5	8	0	4	0	1	.433	.227	.661	0	1	0	2
TOTALS	.287	142	4799	784	1377	256	60	180	741	2293	466	12	1062	139	53	.353	.478	.831	46	44	51	144

PITCHERS	W-L	ERA	G	GS	CG	SHO	SV	SVO	IP	H	R	ER	HR	HB	BB	IBB	K	BK	WP	DP	WHIP	AVG
Barone, Daniel	7-0	4.09	10	10	0	0	0	0	61.2	60	30	28	6	1	14	0	31	0	3	8	1.20	.256
Baugh, Kenny	7-9	8.19	21	19	1	0	0	0	96.2	134	95	88	14	9	60	1	59	0	11	8	2.01	.333
Beattie, Andrew	0-0	0.00	3	0	0	0	0	0	2.2	2	0	0	0	0	0	0	1	0	0	0	0.75	.200
Corcoran, Roy	4-4	3.54	53	0	0	0	15	21	61.0	63	30	24	1	2	33	4	52	0	6	6	1.57	.270
Dorman, Rich	1-1	5.06	8	0	0	0	2	2	16.0	15	10	9	1	1	5	0	15	0	2	1	1.25	.246
Etherton, Seth	0-2	7.88	2	2	0	0	0	0	8.0	17	12	7	5	0	4	0	4	0	0	1	2.63	.436
Field, Nate	6-6	3.50	44	0	0	0	11	15	46.1	37	20	18	6	2	17	1	45	0	8	2	1.17	.211
Fulchino, Jeff	6-2	5.83	16	16	0	0	0	0	88.0	108	63	57	13	4	39	3	55	0	3	9	1.67	.280
Garcia, Harvey	4-1	6.19	42	0	0	0	1	1	48.0	59	35	33	9	1	22	2	45	0	5	3	1.69	.303
Gardner, Lee	0-2	4.73	9	0	0	0	1	2	13.1	10	8	7	0	0	2	0	9	0	0	3	0.90	.222
*George, Chris	7-11	5.56	26	26	0	0	0	0	139.1	157	94	86	21	4	68	1	95	0	8	15	1.61	.287
*Julianel, Ben	2-2	6.23	27	1	0	0	0	0	39.0	49	32	27	4	1	22	1	34	0	4	4	1.82	.310
Kensing, Logan	0-1	4.00	8	0	0	0	0	0	9.0	7	4	4	0	0	7	1	8	0	0	1	1.56	.212
Labandeira, Josh	0-0	0.00	2	0	0	0	0	0	2.0	1	0	0	0	0	1	0	2	0	0	0	0.50	.143
Martinez, Carlos	0-0	6.75	3	0	0	0	0	0	1.1	3	1	1	0	1	1	0	2	0	0	0	3.00	.429
*McGinley, Blake	0-0	10.80	1	0	0	0	0	0	5.0	9	6	6	2	0	2	0	2	0	0	1	2.20	.409
*Mildren, Paul	5-7	5.86	21	21	0	0	0	0	106.0	115	78	69	16	7	52	1	65	1	8	10	1.58	.282
Miller, Justin	0-0	1.50	11	0	0	0	0	6	12.0	9	3	2	0	0	4	0	20	0	1	0	1.08	.196
Mobley, Chris	0-0	3.00	1	0	0	0	0	0	3.0	2	1	1	1	0	0	0	2	0	0	0	0.67	.200
Moldrem, Craig	0-0	3.00	6	0	0	0	0	0	9.0	11	6	3	0	0	3	0	5	0	0	0	1.56	.275
Nolasco, Ricky	0-2	14.09	4	4	0	0	0	0	15.1	29	26	24	6	2	4	0	15	0	2	0	2.15	.392
Obermueller, Wes	4-1	4.55	11	11	0	0	0	0	63.1	67	36	32	6	2	27	0	45	0	5	5	1.48	.271
*Ramirez, Erasmo	2-1	3.74	22	0	0	0	1	2	21.2	27	10	9	3	1	4	0	10	0	5	1	1.43	.314
Rodriguez, Eddy	0-1	12.00	2	0	0	0	0	1	3.0	5	4	4	0	0	1	0	3	0	0	0	2.00	.357
Rodriguez, Ricardo	2-4	6.43	14	10	0	0	0	0	56.0	78	44	40	5	3	14	0	31	0	3	9	1.64	.331
Serrano, Jimmy	1-1	9.00	4	0	0	0	0	0	13.0	22	16	13	4	1	5	0	9	0	1	0	2.08	.373
Silva, Jesus	0-1	5.68	3	2	0	0	0	0	19.0	21	12	12	6	0	3	0	8	0	0	1	1.26	.276
*Tankersley, Taylor	0-1	4.76	7	0	0	0	0	1	5.2	3	3	3	1	0	2	0	5	0	0	0	0.88	.167
Ungs, Nic	5-5	4.98	29	18	0	0	1	1	112.0	122	73	62	17	2	45	3	66	1	1	10	1.49	.280
van den Hurk, Rick	2-0	2.25	2	2	0	0	0	0	12.0	6	3	3	0	4	0	14	0	1	2	0.83	.150	
Villafuerte, Brandon	1-0	0.00	3	0	0	0	0	0	3.1	1	0	0	0	0	0	0	3	0	0	0	0.30	.091
Wolf, Ross	4-3	3.42	46	0	0	0	2	5	47.1	54	24	18	5	0	17	1	23	1	0	7	1.50	.293
Young, Chris	0-2	6.17	32	0	0	0	0	1	35.0	51	32	24	6	4	12	1	13	1	3	4	1.80	.325
*Yourkin, Matt	0-0	2.92	26	0	0	0	0	0	24.2	26	12	8	0	2	11	1	16	0	0	1	1.50	.268
Zarate, Mauro	2-0	2.38	25	0	0	0	0	0	4	34.0	29	9	9	2	2	12	0	23	0			

2008 Record: 68-75 Finish: 2nd in American Southern Division

MANAGER - Dean Treanor, PITCHING COACH - Rich Gale, HITTING COACH - Steve Phillips,
 ATHLETIC TRAINER - Steve Miller, STRENGTH & CONDITIONING COACH - Gary McCoy

BATTERS	AVG	G	AB	R	H	2B	3B	HR	RBI	BB	IBB	K	SB	CS	OBP	SLG	OPS	SF	SAC	HBP	E
Andino, Robert	.287	43	181	28	52	14	3	6	26	18	0	31	9	5	.356	.497	854	1	2	2	6
*Baker, John	.321	59	193	35	62	14	1	6	31	24	0	34	1	2	.398	.497	896	2	0	2	3
Barnwell, Chris	.276	94	330	50	91	20	1	6	42	40	1	49	16	3	.364	.397	761	4	4	8	9
#Beattie, Andrew	.296	129	442	72	131	26	4	11	60	40	0	87	13	4	.352	.448	800	6	2	1	11
Bozied, Tagg	.306	123	425	86	130	28	3	26	80	50	3	76	7	2	.382	.569	952	4	0	5	6
Brinkley, Dante	.220	33	82	13	18	5	0	2	9	12	0	28	3	0	.326	.354	680	0	1	1	0
Carroll, Brett	.418	18	67	18	28	5	0	9	23	8	0	18	1	1	.480	.896	1,376	0	0	0	0
Concepcion, Alberto	.298	19	47	9	14	1	1	1	9	6	1	13	0	1	.400	.426	826	0	0	2	4
Gall, John	.312	98	359	49	112	29	0	12	76	31	3	50	8	4	.369	.493	862	4	1	4	2
*Gomez, Alexis	.234	23	77	12	18	5	1	4	12	8	0	18	5	2	.302	.481	783	1	1	0	1
Hayes, Brett	.293	37	116	21	34	3	1	5	17	4	0	23	1	1	.331	.466	796	1	2	3	2
Hoover, Paul	.251	50	175	27	44	8	0	6	19	14	0	44	1	1	.316	.400	716	1	0	3	5
#Lambin, Chase	.300	114	307	55	92	15	5	14	54	36	2	83	2	1	.378	.518	896	2	0	4	12
Lo Duca, Paul	.423	7	26	5	11	1	0	0	7	5	0	4	0	0	.516	.462	978	0	0	0	0
*Lombard, George	.407	9	27	9	11	2	1	2	9	1	0	9	0	0	.429	.778	1,206	0	0	0	0
Mayorson, Manuel	.275	12	51	7	14	4	0	1	10	4	0	1	0	2	.321	.412	733	1	1	0	0
*McPherson, Dallas	.275	127	448	94	123	22	3	42	98	76	3	168	14	6	.379	.618	998	4	0	2	18
Miller, Jai	.267	117	434	67	116	22	5	19	56	52	3	133	20	6	.349	.472	821	5	2	5	9
Mitchell, Lee	.238	12	21	4	5	2	0	0	1	4	0	6	0	0	.360	.333	693	0	0	0	0
#Murphy, Tommy	.321	45	187	35	60	9	1	4	22	18	0	28	23	4	.380	.444	824	0	4	0	6
Pomas, Grant	.500	7	18	5	9	1	0	3	7	2	0	2	0	0	.524	1.056	1,579	1	0	0	0
#Rabelo, Mike	.241	9	29	2	7	1	0	1	2	1	1	8	0	0	.267	.379	646	0	0	0	1
*Randel, Kevin	.320	7	25	4	8	1	0	1	4	2	0	7	0	0	.370	.480	850	0	0	0	0
*Reed, Eric	.118	4	17	2	2	0	0	0	1	0	0	4	1	1	.118	.118	235	0	0	0	0
*Ryan, Michael	.321	33	109	15	35	7	2	9	27	7	1	26	1	0	.359	.670	1,029	1	1	0	3
*Scott, Lorenzo	.323	38	133	25	43	6	1	3	13	18	1	41	15	7	.405	.451	856	1	0	1	2
Wood, Jason	.269	105	346	53	93	14	0	4	42	27	1	59	3	0	.330	.344	674	3	2	6	2
TOTALS	.286	143	4867	812	1391	272	33	197	772	516	20	1123	147	53	.357	.477	834	44	46	50	127

PITCHERS	W-L	ERA	G	GS	CG	SHO	SV	SVO	IP	H	R	ER	HR	HB	BB	IBB	K	BK	WP	DP	WHIP	AVG	
Barone, Daniel	1-5	6.61	9	9	1	1	0	0	47.2	62	37	35	9	4	8	0	40	0	1	1	1.47	.315	
Baugh, Kenny	3-1	5.65	15	3	0	0	0	0	36.2	44	24	23	6	2	19	0	24	0	0	5	1.72	.299	
Beattie, Andrew	0-0	4.50	2	0	0	0	0	0	2.0	1	1	1	0	0	2	0	1	0	0	1	1.50	.143	
Carvajal, Marcos	1-2	6.92	24	2	0	0	0	0	53.1	66	47	41	8	2	42	1	38	0	9	8	2.03	.310	
Corcoran, Tim	0-0	4.50	3	2	0	0	0	0	14.0	19	7	7	2	0	4	0	10	0	1	0	1.64	.328	
De La Cruz, Eulogio	13-8	4.34	25	25	0	0	0	0	147.1	139	85	71	13	8	60	0	118	0	19	18	1.35	.253	
Delgado, Jesus	0-0	11.81	6	0	0	0	0	0	10.2	17	14	14	2	0	4	0	6	0	1	1	1.97	.362	
Glen, William	0-1	27.00	1	1	0	0	0	0	2.0	5	6	6	1	1	3	0	1	0	0	0	4.00	.455	
Gwyn, Marcus	1-0	4.09	36	0	0	0	5	6	44.0	44	27	20	4	1	17	0	37	1	1	8	1.39	.267	
Hernandez, Gaby	2-8	7.24	13	13	0	0	0	0	64.2	94	59	52	14	3	26	0	54	0	4	3	1.86	.335	
Kensing, Logan	1-0	6.39	13	0	0	0	3	4	12.2	8	10	9	3	2	12	1	17	0	3	0	1.58	.174	
Keppel, Bob	9-11	5.99	28	27	1	1	0	0	159.1	208	120	106	26	7	57	2	85	0	8	32	1.66	.323	
Lindstrom, Matt	0-0	9.00	3	0	0	0	0	0	4.0	5	4	4	1	0	1	0	4	0	0	0	1.50	.294	
Martinez, Carlos	2-2	3.07	10	0	0	0	0	0	14.2	10	5	5	3	0	4	0	19	0	1	0	0.95	.189	
McCurdy, Nick	0-0	0.00	1	0	0	0	0	0	1.0	1	0	0	0	0	0	0	1	0	1	0	1.00	.200	
*Michalak, Chris	0-3	5.40	9	3	0	0	0	0	21.2	29	22	13	5	2	12	0	10	1	2	1	1.89	.322	
Miller, Justin	0-0	40.50	1	0	0	0	0	0	0.2	4	3	3	1	0	0	0	1	0	0	0	6.00	.667	
Mobley, Chris	0-0	27.00	5	0	0	0	0	0	4.0	16	12	12	0	0	3	0	2	0	3	0	4.75	.640	
Nelson, Joe	1-1	2.10	19	0	0	0	11	12	25.2	17	6	6	1	1	6	0	36	0	1	1	0.90	.187	
Nestor, Scott	1-1	7.44	55	0	0	0	0	0	61.2	54	51	51	9	6	49	1	64	0	6	3	1.67	.234	
Santos, Jarrett	0-1	11.74	4	0	0	0	0	0	7.2	12	10	10	2	2	3	0	1	0	0	0	3	1.96	.375
*Seddon, Chris	10-9	5.09	28	27	2	0	0	0	152.0	170	95	86	23	10	69	1	126	1	10	18	1.57	.291	
*Tankersley, Taylor	2-1	1.71	29	0	0	0	0	0	31.2	32	8	6	2	3	17	1	28	0	2	5	1.55	.217	
Trahern, Dallas	5-11	6.16	21	21	0	0	0	0	111.0	141	87	76	20	9	45	2	71	1	4	14	1.68	.315	
van den Hurk, Rick	2-1	4.08	4	4	0	0	0	0	17.2	13	11	8	3	0	11	0	21	0	1	2	1.36	.200	
Villafruerte, Brandon	7-3	3.50	62	1	0	0	7	11	64.1	68	30	25	5	4	25	5	57	0	3	4	1.45	.278	
Waechter, Doug	1-0	4.22	2	2	0	0	0	0	10.2	17	5	5	3	0	2	1	4	0	0	2	1.78	.362	
*Williams, Randy	0-2	4.33	33	0	0	0	1	2	27.0	28	14	13	3	1	14	2	34	0	2	3	1.56	.272	
Wolf, Ross	5-2	3.92	38	0	0	0	1	1	39.0	47	19	17	4	2	15	0	20	0	1	7	1.59	.309	
Woodard, Steve	1-2	6.04	24	3	0	0	0	0	53.2	68	38	36	9	4	13	1	47	0	4	2	1.51	.301	
TOTALS	68-75	5.50	143	143	4	4	28	36	1242.1	1439	857	759	181	74	543	18	977	4	88	142	1.60	.293	

KEY: * - left-handed hitter/pitcher, # - switch hitter



YEAR-BY-YEAR STATISTICS

2009 Record: 80-64 Finish: 1st in American Southern Division (Lost best of five series to Memphis 3-0)

MANAGER - Tim Wallach, PITCHING COACH - Jim Slaton, HITTING COACH - John Moses,
ATHLETIC TRAINER - Greg Harrel, STRENGTH & CONDITIONING COACH - Stephen Downey

BATTERS	AVG	G	AB	R	H	2B	3B	HR	RBI	BB	IBB	K	SB	CS	OBP	SLG	OPS	SF	SAC	HBP	E
#Abreu, Tony	.353	54	218	36	77	18	3	11	48	12	2	37	3	1	.385	.615	.999	3	2	1	6
Ardoin, Danny	.269	30	104	11	28	7	1	0	10	5	0	19	0	1	.309	.356	.665	0	0	1	2
Arp, Ryan	.000	1	1	0	0	0	0	0	0	0	0	1	0	0	.000	.000	.000	0	0	0	0
*Brown, Dee	.290	121	396	79	115	35	0	19	80	57	5	63	9	3	.382	.523	.905	2	2	3	4
Castro, Juan	.182	3	11	1	2	0	0	0	0	0	0	3	0	0	.182	.182	.364	0	0	0	1
#Closser, JD	.295	69	220	28	65	14	0	2	31	29	0	41	4	3	.375	.386	.761	2	1	0	8
*DeWitt, Blake	.256	92	352	64	90	21	9	7	47	48	2	44	2	2	.349	.426	.775	3	0	4	8
Ellis, A.J.	.314	90	283	48	89	13	2	0	39	64	5	44	2	2	.438	.375	.813	6	4	3	6
Garcia, Sergio	.232	85	211	32	49	12	0	1	14	23	3	34	1	1	.318	.303	.621	3	11	5	3
#Gonzalez, Juan	.256	29	82	11	21	4	0	0	9	11	1	16	3	0	.340	.305	.645	1	2	0	1
*Griffin, John-Ford	.122	16	41	1	5	2	0	0	3	0	0	13	1	0	.143	.171	.314	0	0	1	0
*Harper, Brett	.363	24	80	11	29	7	0	4	16	5	0	8	0	0	.398	.600	.998	2	0	1	2
Hoffmann, Jamie	.284	68	257	44	73	14	3	8	48	32	2	37	10	8	.360	.455	.815	3	1	0	6
Hu, Chin-lung	.294	130	496	66	146	21	5	6	53	25	0	54	14	5	.332	.393	.725	4	14	5	12
#Jansen, Kenley	.185	8	27	1	5	0	0	0	2	1	0	7	0	0	.214	.185	.399	0	0	0	0
Jones, Mitch	.297	108	387	72	115	26	3	35	103	40	3	102	9	3	.364	.651	1.015	4	0	3	4
Luna, Hector	.351	91	313	59	110	18	6	17	62	28	1	52	4	2	.414	.610	1.025	2	0	7	11
Maza, Luis	.300	100	327	55	98	19	4	5	44	17	1	40	0	1	.340	.428	.768	4	2	5	4
*Mientkiewicz, Doug	.306	11	49	9	15	6	1	1	10	1	0	6	0	0	.308	.531	.838	2	0	0	0
Pascucci, Valentino	.211	61	194	31	41	8	1	8	29	34	1	55	2	0	.333	.387	.720	1	0	2	6
*Paul, Xavier	.328	31	116	13	38	10	2	2	16	10	1	22	8	2	.378	.500	.878	1	2	0	2
Ramirez, Manny	.000	2	3	0	0	0	0	0	0	1	0	1	0	0	.250	.000	.250	0	0	0	0
Repko, Jason	.277	110	393	70	109	20	4	16	47	28	0	81	24	7	.329	.471	.800	5	2	5	1
#Rosario, Jovanny	.264	51	106	15	28	1	2	1	4	1	0	15	4	1	.271	.340	.611	0	9	0	4
#Rose, Mike	.000	5	8	0	0	0	0	0	0	0	0	3	0	0	.000	.000	.000	0	0	0	1
Van Slyke, Scott	.167	3	6	1	1	0	0	0	2	0	1	0	0	0	.375	.167	.542	0	0	0	1
#Young, Delwyn	.111	3	9	0	1	0	0	0	0	1	0	2	0	0	.200	.111	.311	0	0	0	0
TOTALS	.283	144	4894	774	1387	283	47	143	735	483	27	868	100	42	.350	.448	.798	48	85	46	110

PITCHERS	W-L	ERA	G	GS	CG	SHO	SV	SVO	IP	H	R	ER	HR	HB	BB	IBB	K	BK	WP	DP	WHIP	AVG	
Alvarado, Giancarlo	13-10	3.49	27	25	1	0	0	0	152.1	139	65	59	17	5	51	0	139	0	6	2	1.25	240	
*Arias, Marlon	0-0	11.37	5	0	0	0	0	0	6.1	8	8	8	3	0	5	1	7	0	0	0	2.05	308	
*Bastardo, Alberto	0-0	0.00	1	0	0	0	0	0	1.0	2	0	0	0	0	0	1	0	0	0	0	2.00	400	
Bonilla, Henry	3-11	6.03	41	5	0	0	0	3	67.2	90	55	52	7	2	29	4	59	0	4	8	1.53	295	
*Cali, Carmen	0-2	4.22	9	0	0	0	0	0	10.2	17	5	5	1	0	2	1	14	0	0	0	1.78	354	
Choi, Hyang-Nam	9-2	2.34	33	0	0	0	0	3	57.2	51	18	15	6	0	21	3	77	3	0	5	1.25	234	
Corcoran, Tim	2-0	4.71	6	5	0	0	0	0	28.2	25	16	15	2	3	12	0	26	1	1	2	1.29	240	
DeBarr, Nick	2-0	7.36	23	0	0	0	0	3	29.1	39	25	24	8	2	12	1	25	0	0	3	1.74	317	
Durbin, J.D.	0-6	6.43	10	9	0	0	0	0	49.0	55	41	35	6	2	30	0	35	1	3	4	1.73	282	
*Elbert, Scott	2-1	3.74	8	7	1	1	0	0	33.2	34	16	14	2	2	14	0	38	1	4	4	1.43	262	
*Estes, Shawn	3-4	3.07	13	13	2	0	0	0	73.1	73	27	25	3	2	27	1	40	0	1	8	1.36	264	
Felix, Francisco	1-0	3.38	14	0	0	0	1	1	21.1	23	8	8	7	0	7	0	24	0	1	2	1.41	277	
Garcia, Harvey	0-1	10.80	2	0	0	0	0	1	1.2	3	2	2	1	2	2	1	0	0	0	0	3.00	500	
Haeger, Charlie	11-6	3.55	22	22	4	0	0	0	144.2	134	63	57	16	12	58	0	103	0	9	15	1.33	247	
*Kuo, Hong-Chih	0-0	4.50	2	0	0	0	0	0	2.0	2	1	1	0	0	1	0	1	0	0	0	1.50	286	
*Leach, Brent	2-0	6.75	18	0	0	0	1	3	18.2	17	17	14	2	2	16	2	20	0	3	3	1.77	254	
Lindblom, Josh	3-0	2.54	20	3	0	0	1	1	39.0	34	11	11	3	3	12	0	36	0	1	2	1.18	236	
Maza, Luis	0-0	0.00	1	0	0	0	0	0	0.2	1	0	0	0	0	1	0	0	0	0	0	3.00	333	
*Mazone, Brian	0-1	8.44	13	0	0	0	0	1	16.0	24	15	15	1	0	8	0	13	0	1	0	2.00	338	
McDonald, James	1-0	3.26	6	6	0	0	0	0	30.1	21	11	11	2	0	14	0	40	0	0	1	1.15	196	
*Milton, Eric	3-2	2.83	7	7	0	0	0	0	35.0	29	12	11	3	0	6	0	27	0	1	3	1.00	225	
*Ohman, Will	0-0	1.17	8	1	0	0	0	0	7.2	3	1	1	1	0	3	0	9	0	0	1	0.78	120	
Padilla, Vicente	1-0	3.60	1	1	0	0	0	0	5.0	3	2	2	1	0	3	0	5	0	0	0	1.20	167	
Pinango, Miguel	2-5	7.55	11	11	0	0	0	0	53.2	73	49	45	8	5	18	2	30	2	2	11	1.70	332	
Pollok, Dwayne	3-4	6.01	36	6	0	0	0	3	76.1	91	61	51	13	2	23	3	53	0	3	10	1.49	296	
*Randolph, Stephen	4-2	5.10	19	6	0	0	0	0	42.1	30	24	24	2	1	29	1	46	0	1	1	1.39	203	
Schlichting, Travis	1-0	1.42	13	0	0	0	0	0	12.2	8	3	2	0	1	8	0	7	0	1	2	1.26	186	
Schmidt, Jason	2-0	4.18	6	5	0	0	0	0	32.1	35	16	15	3	2	7	0	25	0	0	3	1.30	289	
Strickland, Scott	2-1	2.98	50	0	0	0	32	34	48.1	40	18	16	5	3	23	2	57	0	0	1	1.30	220	
*Stults, Eric	5-4	5.20	12	11	0	0	0	0	64.0	86	43	37	5	0	24	2	40	0	1	7	1.72	330	
Sturtze, Tanyon	0-1	6.14	8	0	0	0	0	4	5	7.1	9	6	5	1	0	5	0	7	0	0	1	1.91	300
*Threets, Erick	3-0	1.52	33	0	0	0	1	1	41.1	29	10	7	1	2	16	0	28	0	2	7	1.09	203	
Vargas, Claudio	0-0	3.46	7	0	0	0	1	1	13.0	15	5	5	3	0	1	0	12	0	0	1	1.23	288	
Wade, Cory	1-1	6.75	18	0	0	0	1	1	22.2	20	17	17	5	1	7	1	19	0	0	1	1.19	235	
Weaver, Jeff	1-0	3.55	5	1	0	0	1	1	12.2	11	6	5	1	0	2	0	12	0	0	0	1.03	224	
TOTALS		80-64	4.36	144	144	8	8	46	65	1268.1	1274	677	614	133	54	497	26	1076	8	45	108	1.40	263

KEY: * - left-handed hitter/pitcher, # - switch hitter



2010 Record: 72-71 Finish: 2nd in American Southern Division

MANAGER - Tim Wallach, PITCHING COACH - Jim Slaton/Glenn Dishman, HITTING COACH - John Moses, ATHLETIC TRAINER - Greg Harel, STRENGTH & CONDITIONING COACH - Stephen Downey

BATTERS	AVG	G	AB	R	H	2B	3B	HR	RBI	TB	BB	IBB	K	SB	CS	OBP	SLG	OPS	SF	SAC	HBP	E
Ausmus, Brad	.125	4	8	0	1	0	0	0	0	0	0	0	0	0	0	.125	.125	.250	0	0	0	0
Castro, Juan	.286	5	14	2	4	0	0	0	1	4	2	0	2	0	0	.375	.286	.661	0	0	0	1
*Closser, JD	.268	92	254	34	68	9	0	3	27	86	24	0	48	3	1	.332	.339	.671	1	4	1	7
Collado, Keyter	.400	1	5	1	2	0	0	0	1	2	0	0	1	0	0	.400	.400	.800	0	0	0	0
De Jesus, Ivan	.296	130	533	89	158	33	2	7	70	216	32	0	81	6	1	.335	.405	.740	6	7	2	18
DeLeon, Travis	.243	13	37	4	9	1	1	1	6	15	2	0	7	1	0	.300	.405	.705	0	0	1	2
Ellis, A.J.	.262	18	61	11	16	5	1	0	7	23	13	0	12	1	0	.400	.377	.777	0	1	1	1
*Ethier, Andre	.600	2	5	4	3	0	0	0	2	3	2	0	0	0	0	.667	.600	1.267	1	0	1	0
*Furcal, Rafael	.600	2	5	3	3	1	1	1	4	9	1	0	0	0	0	.667	1.800	2.467	0	0	0	0
*Gibbons, Jay	.347	95	352	60	122	28	1	19	83	209	19	2	30	0	0	.375	.594	.969	5	0	0	3
Green, Nick	.204	29	98	15	20	9	2	2	10	39	3	0	19	1	0	.235	.398	.633	0	2	1	4
Guerrero, Pedro	.500	2	2	0	1	0	0	0	0	1	0	0	0	0	0	.500	.500	1.000	0	0	0	0
#Herrera, Elian	.229	25	48	8	11	0	1	0	8	13	10	0	9	1	1	.356	.271	.627	1	0	0	2
Hoffmann, Jamie	.310	139	545	91	169	36	3	8	74	235	43	3	98	17	7	.369	.431	.800	5	4	11	1
#Hwang, Hyun	.317	58	208	37	66	11	1	4	25	91	8	2	16	8	1	.339	.438	.777	2	5	0	9
Lindsey, John	.353	107	408	74	144	41	4	25	97	268	19	0	78	0	0	.400	.657	1.057	4	0	16	8
Lopez, Esteban	.333	7	12	0	4	2	0	0	5	6	0	0	5	0	0	.333	.500	.833	0	0	0	0
May, Lucas	.296	73	260	47	77	13	3	11	45	129	22	0	60	4	2	.352	.496	.848	1	1	1	3
Mitchell, Russ	.315	127	505	97	159	38	2	23	87	270	38	2	78	1	3	.363	.535	.898	6	4	4	12
Nivar, Ramon	.271	24	70	11	19	6	1	1	8	30	2	0	7	0	0	.292	.429	.720	0	1	0	2
*Oeltjen, Trent	.347	49	199	40	69	18	5	5	33	112	23	2	43	14	5	.416	.563	.979	2	0	2	1
*Paul, Xavier	.325	57	228	46	74	20	1	12	38	132	18	4	41	7	3	.384	.579	.963	0	0	4	3
*Perez, Timo	.296	41	115	19	34	7	1	2	10	49	6	0	10	3	0	.336	.426	.762	0	1	1	0
Redman, Prentice	.332	61	214	43	71	13	2	10	41	118	25	2	42	7	2	.402	.551	.954	1	0	1	3
Restovich, Michael	.305	111	321	52	98	22	4	12	50	164	33	1	76	1	1	.371	.511	.882	1	0	1	5
Rivers, Mike	.125	14	48	4	6	2	0	2	2	14	2	0	19	0	0	.176	.292	.468	0	1	1	0
Sella, Justin	.285	90	288	51	82	17	1	14	56	143	40	0	49	5	3	.371	.497	.867	6	7	3	18
Van Slyke, Scott	.289	12	38	5	11	4	0	1	5	18	0	0	7	0	0	.289	.474	.763	0	0	0	0
TOTALS	.302	143	5080	871	1533	341	37	163	816	2437	403	18	910	80	30	.357	.480	.837	42	65	53	116

PITCHERS	W-L	ERA	G	GS	CG	SHO	SV	SVO	IP	H	R	ER	HR	HB	BB	IBB	K	BK	WP	DP	WHIP	AVG	
*Adkins, James	0-1	18.00	5	0	0	0	0	0	4.0	13	8	7	0	2	2	4	0	1	1	3.75	.542		
Ayala, Luis	1-3	4.50	14	0	0	0	4	6	14.0	14	9	8	7	1	1	7	3	10	0	1	1.50	259	
*Bastardo, Alberto	5-4	6.99	12	12	0	0	0	0	56.2	81	57	44	9	2	19	1	39	0	2	8	1.76	.332	
Blevins, Bobby	1-1	4.15	5	2	0	0	0	0	17.1	23	8	8	5	1	5	0	0	0	0	1	1.62	.354	
Calero, Kiko	0-0	3.00	15	0	0	0	1	1	15.0	15	5	5	1	0	7	0	11	0	2	2	1.47	.268	
Castillo, Jesus A.	1-5	10.27	6	4	0	0	0	0	23.2	34	27	27	4	0	15	1	13	0	2	3	2.07	.354	
Choi, Hyang-Nam	1-2	5.84	12	0	0	0	0	1	24.2	37	19	16	0	0	7	0	17	0	0	1	1.78	.359	
Colome, Jesus	0-0	33.75	3	0	0	0	0	0	1.1	4	5	5	0	0	2	0	1	0	1	0	4.50	.500	
Corcoran, Tim	9-8	6.31	25	18	0	0	0	0	107.0	140	78	75	10	12	33	2	92	0	4	14	1.62	.324	
Denker, Travis	0-0	**	1	0	0	0	0	0	0.0	4	5	5	1	2	0	0	0	0	0	0	**	1.000	
Dohmann, Scott	1-2	5.82	47	0	0	0	16	20	51.0	64	33	33	8	2	20	2	42	0	2	5	1.65	.309	
*Elbert, Scott	1-1	4.98	9	9	0	0	0	0	43.1	46	26	24	4	2	34	0	45	0	4	3	1.86	.277	
Ely, John	5-4	6.22	13	13	1	0	0	0	68.0	70	48	47	10	3	29	0	56	1	3	8	1.46	.269	
Etherton, Seth	5-7	5.33	19	17	0	0	0	0	103.0	120	66	61	16	3	23	1	95	0	3	4	1.39	.288	
Felix, Francisco	2-0	4.26	2	2	0	0	0	0	12.2	11	6	6	3	1	3	0	11	0	1	3	1.11	.250	
Geary, Geoff	0-1	5.06	8	0	0	0	0	0	10.2	13	6	6	0	0	4	0	16	0	0	0	1.59	.302	
Gonzalez, Edgar	1-1	4.81	4	4	0	0	0	0	24.1	29	15	13	3	0	6	0	29	0	0	2	1.44	.296	
Haeger, Charlie	4-3	5.70	11	10	0	0	0	0	53.2	45	38	34	4	1	42	0	41	0	8	3	1.62	.311	
Herrera, Elian	0-0	18.00	1	0	0	0	0	0	1.0	3	2	2	1	0	1	0	0	0	0	0	4.00	.600	
*Koronka, John	0-1	54.00	1	1	0	0	0	0	1.1	7	8	8	2	1	1	0	0	0	0	0	6.00	.636	
*Leach, Brent	3-2	6.35	26	3	0	0	0	0	3	39.2	49	28	28	2	3	24	2	37	0	7	5	1.84	.299
Lindblom, Josh	3-2	6.54	40	10	0	0	0	4	95.0	143	79	69	12	7	32	3	84	1	6	8	1.84	.340	
Link, Jon	3-2	3.71	45	1	0	0	0	4	9	60.2	65	33	25	5	1	21	6	55	0	3	6	1.42	.274
*Livingston, Bobby	0-1	14.85	3	1	0	0	0	0	6.2	16	11	11	1	1	1	0	3	0	1	0	2.55	.444	
McDonald, James	6-1	4.41	12	12	0	0	0	0	63.1	64	31	31	4	5	24	0	47	0	2	3	1.39	.262	
Miller, Justin	0-1	1.95	32	0	0	0	0	0	37.0	29	8	8	2	0	16	0	37	0	2	2	1.22	.213	
Monasterios, Carlos	0-0	5.40	2	2	0	0	0	0	6.2	7	5	4	1	2	3	0	5	0	1	1	1.50	.269	
Nivar, Ramon	0-0	9.00	1	0	0	0	0	0	1.0	1	1	1	1	1	0	0	1	0	0	0	1.00	.250	
Padilla, Vicente	0-1	6.35	1	1	0	0	0	0	5.2	8	6	4	2	0	0	0	5	0	1	0	1.41	.320	
*Perez, Juan	4-3	2.96	45	0	0	0	1	3	45.2	38	19	15	4	2	20	1	53	0	5	3	1.27	.224	
*Perez, Timo	0-0	0.00	1	0	0	0	0	0	1.0	0	0	0	0	0	0	0	0	0	0	0	0.00	.000	
Pratt, Jordan	0-0	18.00	1	0	0	0	0	0	1.0	2	2	2	1	0	1	0	1	0	1	0	3.00	.400	
Rodriguez, Jesus	3-1	5.82	27	0	0	0	0	0	38.2	44	27	25</											

Organization
2024 Isotopes
2023 In Review
Colorado Rockies
Opponents
Isotopes Records
Copa
ABQ Pro Baseball
History
Media Information

YEAR-BY-YEAR STATISTICS

2011

Record: 70-74 Finish: 2nd in American Southern Division

MANAGER - Lorenzo Bundy, PITCHING COACH - Glenn Dishman, HITTING COACH - John Valentin,
ATHLETIC TRAINER - Greg Harrel, STRENGTH & CONDITIONING COACH - Stephen Downey

BATTERS	AVG	G	AB	R	H	2B	3B	HR	RBI	TB	BB	IBB	K	SB	CS	OBP	SLG	OPS	SF	SAC	HBP	E
Becker, Joe	.310	70	187	24	58	9	3	3	12	82	14	0	39	0	0	.365	.439	.803	0	1	2	3
Blake, Casey	.143	4	14	1	2	1	0	0	0	3	2	0	8	0	0	.250	.214	.464	0	0	0	2
Castro, Juan	.440	9	25	6	11	2	1	0	3	15	2	0	5	0	0	.481	.600	1.081	0	0	0	0
#Closser, JD	.297	69	212	45	63	10	0	10	39	103	30	1	33	2	0	.378	.486	.864	4	0	0	9
Collado, Keyter	.333	1	3	1	1	0	0	0	0	1	0	0	0	0	0	.333	.333	.667	0	0	0	0
*Coon, Brad	.284	23	81	13	23	3	1	0	7	28	9	0	18	1	0	.359	.346	.704	1	2	1	0
De Jesus Jr., Ivan	.310	100	387	61	120	19	2	8	59	167	45	0	68	4	1	.389	.432	.820	2	3	6	15
Ellis, A.J.	.304	59	184	36	56	15	0	2	28	77	50	1	23	0	1	.467	.418	.885	1	6	7	3
Espino, Damaso	.292	65	202	28	59	4	1	4	32	77	15	0	29	2	0	.347	.381	.728	2	2	3	5
Federowicz, Tim	.325	25	83	17	27	7	0	6	17	52	15	0	20	0	0	.431	.627	1.058	2	0	2	0
#Furcal, Rafael	.385	4	13	2	5	1	0	1	6	9	3	0	1	0	0	.500	.692	1.192	0	0	0	2
*Gibbons, Jay	.300	76	263	38	79	12	1	9	46	120	44	2	44	1	0	.403	.456	.859	1	0	2	2
*Gordon, Dee	.333	70	288	51	96	10	6	0	24	118	18	1	40	30	4	.373	.41	.783	3	2	2	19
Hernandez, Bryant	.333	5	15	4	5	0	1	0	2	7	0	0	5	0	0	.444	.467	.911	0	0	3	1
Hoffmann, Jamie	.297	133	475	91	141	23	3	22	84	236	44	1	102	14	4	.356	.497	.853	9	0	5	0
Lindsey, John	.309	75	230	36	71	15	0	13	49	125	28	1	59	0	0	.404	.543	.947	2	0	10	1
#Mirabal, Charlie	.400	2	5	0	2	1	0	0	3	3	0	0	1	0	0	.400	.600	1.000	0	0	0	1
Mitchell, Russell	.283	93	336	66	95	22	2	16	69	169	46	0	62	1	1	.372	.503	.875	5	0	5	7
Ochoa, Ivan	.257	18	70	7	18	4	0	0	7	22	7	0	14	1	0	.329	.314	.643	1	1	1	6
*Oeltjen, Trent	.339	56	180	33	61	14	3	8	34	105	25	5	50	7	4	.429	.583	1.012	1	2	4	2
Ortiz, Wilberto	.125	11	24	4	3	2	0	0	1	5	4	0	5	0	0	.276	.208	.484	0	1	1	0
#Robinson, Trayvon	.293	100	368	70	108	9	6	26	71	207	45	2	122	8	6	.375	.563	.938	0	0	3	1
*Russell, Kyle	.211	11	38	6	8	2	1	1	3	15	8	0	10	1	0	.348	.395	.743	0	0	0	0
Sands, Jerry	.278	94	370	78	103	21	3	29	88	217	38	2	86	3	1	.344	.586	.931	7	0	3	9
Sellers, Justin	.304	89	270	57	82	17	2	14	49	145	41	2	57	3	3	.400	.537	.937	4	2	5	11
Smith, Corey	.239	66	201	27	48	7	0	7	22	76	10	0	50	1	0	.275	.378	.653	0	0	0	11
Thames, Marcus	.176	6	17	3	3	1	0	2	4	10	2	0	4	0	0	.263	.588	.851	0	0	0	0
#Velez, Eugenio	.339	55	218	33	74	15	3	2	31	101	11	0	36	6	6	.371	.463	.834	2	3	1	7
TOTALS	.292	144	4961	854	1451	251	39	183	805	2329	571	18	1081	85	31	.370	.469	.839	50	55	67	137

PITCHERS	W-L	ERA	G	GS	CG	SHO	SV	SVO	IP	H	R	ER	HR	HB	BB	IBB	K	BK	WP	DP	WHIP	AVG
Acosta, Ryan	0-0	6.00	1	0	0	0	0	0	3.0	2	2	2	1	1	2	0	1	0	0	0	1.33	.182
Alvarez, Mario	1-2	6.43	13	1	0	0	0	0	21.0	29	17	15	3	1	14	0	10	0	2	4	2.05	.337
*Bastardo, Alberto	4-3	5.38	15	15	0	0	0	0	72.0	90	48	43	8	3	33	1	65	0	2	8	1.71	.308
Broxton, Jonathan	0-0	4.50	2	2	0	0	0	0	2.0	2	1	1	0	0	1	0	5	0	0	0	1.50	.250
Colon, Roman	2-1	4.85	27	0	0	0	3	4	29.2	33	20	16	5	1	7	2	17	0	1	3	1.35	.287
Corcoran, Roy	1-2	6.25	19	0	0	0	1	4	31.2	43	22	22	1	3	16	1	20	0	0	7	1.86	.339
*Dedeaux, Adam	0-0	8.80	10	0	0	0	0	0	15.1	24	15	15	6	0	11	0	9	0	3	4	2.28	.375
*De La Rosa, Wilkin	3-0	2.25	8	0	0	0	1	8.0	6.0	2	2	2	0	1	9	0	6	1	1	1	1.88	.214
*Elbert, Scott	2-0	5.02	13	0	0	0	3	4	14.1	13	9	8	1	1	9	0	16	0	1	2	1.53	.236
Ely, John	7-8	5.99	25	25	2	1	0	0	144.1	178	109	96	21	7	44	0	99	2	7	5	1.54	.301
*Eveland, Dana	12-8	4.38	25	25	2	1	0	0	154.0	151	83	75	11	11	61	0	107	0	8	25	1.38	.260
Felix, Francisco	3-2	5.99	26	7	0	0	0	1	70.2	75	47	47	9	7	37	1	67	1	4	2	1.58	.272
Housey, John	0-0	0.00	1	0	0	0	0	0	0.1	0	0	0	0	0	0	0	0	0	0	0	0.00	.000
Huber, Jon	0-1	10.24	8	0	0	0	0	0	9.2	17	15	11	2	0	10	1	8	0	0	2	2.79	.405
Jackson, Steven	0-2	15.88	2	2	0	0	0	0	5.2	11	11	10	2	0	5	0	2	0	1	0	2.82	.407
*Keisler, Randy	7-7	4.67	23	19	0	0	0	0	111.2	118	69	58	10	4	50	0	81	0	3	11	1.50	.267
*Kuo, Hung-Chih	0-0	0.00	2	0	0	0	0	0	1.2	0	0	0	0	0	1	0	3	0	0	0	0.60	.000
Link, Jon	2-2	4.24	54	1	0	0	11	14	68.0	65	34	32	6	2	32	3	63	0	5	6	1.43	.260
Miller, Justin	0-1	10.80	3	0	0	0	1	1	1.2	2	2	2	1	0	4	0	2	0	1	0	3.60	.286
Monasterios, Carlos	0-0	9.00	1	1	0	0	0	0	4.0	9	6	4	0	0	4	0	2	0	1	1	3.25	.450
Newby, Joey	2-6	6.31	25	5	0	0	0	1	51.1	60	39	36	6	6	30	3	42	0	6	5	1.75	.291
Parisi, Mike	6-2	5.20	9	9	0	0	0	0	55.1	49	33	32	9	2	31	0	36	0	4	6	1.45	.241
*Pfeiffer, David	1-3	8.00	25	0	0	0	0	1	36.0	52	40	32	11	3	14	2	27	0	1	3	1.83	.335
Redding, Tim	2-7	6.59	13	13	1	0	0	0	69.2	91	59	51	11	2	22	1	48	0	2	4	1.62	.319
Schlichting, Travis	5-3	7.10	51	0	0	0	4	10	64.2	78	54	51	11	7	30	4	51	0	3	4	1.67	.302
Sexton, Tim	3-6	6.86	15	14	0	0	0	0	78.2	121	66	60	13	2	24	1	40	0	0	4	1.84	.357
Snell, Ian	1-2	11.05	6	5	0	0	0	0	22.0	26	28	27	11	1	17	0	18	0	0	4	1.95	.295
Troncoso, Ramon	2-4	5.05	35	0	0	0	0	5	57.0	59	36	32	8	1	26	0	41	0	2	12	1.49	.277
Valdez, Merkin	4-2	3.58	38	0	0	0	4	7	50.1	47	23	20	1	4	24	1	43	1	2	8	1.41	.251
Villareal, Oscar	0-0	6.75	2	0	0	0	0	0	2.2	5	2	2	1	0	0	0	3	1	0	0	1.88	.385
TOTALS	70-74	5.73	144	144	5	5	27	53	1256.1	1456	892	800	169	70	568	21	932	6	60	131	1.61	.293

KEY: * - left-handed hitter/pitcher, # - switch hitter



2012 Record: 80-64 Finish: 1st in American Southern Division (Lost best of five series to Omaha 3-2)

MANAGER - Lorenzo Bundy, PITCHING COACH - Glenn Dishman, HITTING COACH - John Valentin,
 ATHLETIC TRAINER - Yosuke Nakajima, STRENGTH & CONDITIONING COACH - Brandon McDaniel

BATTERS	AVG	G	AB	R	H	2B	3B	HR	RBI	TB	BB	IBB	K	SB	CS	OBP	SLG	OPS	SF	SAC	HBP	E
*Abreu, Bobby	.353	5	17	2	6	1	0	0	0	7	3	0	4	0	0	.450	.412	.862	0	0	0	0
*Angle, Matt	.303	115	393	62	119	18	5	5	47	162	41	2	82	13	3	.376	.412	.788	2	5	6	0
Bailey, Jeff	.284	62	225	37	64	15	2	8	41	107	20	2	46	0	1	.346	.476	.822	5	0	4	9
#Bard, Josh	.331	45	148	19	49	9	0	6	32	76	6	0	19	0	0	.355	.514	.868	1	0	0	4
Becker, Joe	.202	51	109	13	22	4	1	0	15	28	13	1	16	1	0	.287	.257	.544	0	4	0	3
Castellanos, Alex	.328	94	344	74	113	25	7	17	52	203	46	2	85	16	8	.420	.590	1.010	4	2	11	12
Cavazos-Galvez, Brian	.354	57	178	33	63	11	3	7	32	101	5	0	24	1	1	.376	.567	.944	1	1	2	2
Cilladi, Steve	.000	1	1	0	0	0	0	0	0	0	0	0	1	0	0	.000	.000	.000	0	0	0	0
Cruz, Luis	.318	74	289	46	92	31	3	8	46	153	13	1	34	1	2	.348	.529	.877	2	0	1	11
De Jesus, Ivan	.295	60	224	32	66	12	3	3	33	93	14	0	53	1	1	.333	.415	.749	4	0	1	8
Federowicz, Tim	.294	115	412	71	121	34	1	11	76	190	52	1	91	0	1	.371	.461	.832	7	1	3	12
Fields, Josh	.322	133	490	96	158	32	5	13	71	239	59	5	116	9	4	.392	.488	.880	7	3	2	12
*Gordon, Dee	.267	8	30	3	8	0	1	0	1	10	2	0	3	2	1	.313	.333	.646	0	0	0	2
*Gwynn, Tony	.338	19	68	12	23	4	1	0	7	29	8	1	12	4	1	.416	.426	.842	0	2	1	1
Hairston, Jerry	.000	2	6	0	0	0	0	0	0	0	0	0	0	0	0	.000	.000	.000	0	0	0	0
Henson, Tyler	.284	53	141	25	40	9	1	5	20	66	21	0	47	1	1	.374	.468	.842	1	3	0	4
#Herrera, Elian	.341	64	273	50	93	20	10	3	40	142	17	2	47	11	7	.381	.520	.901	2	3	2	9
Kemp, Matt	.500	4	16	6	8	2	0	2	6	16	0	0	2	0	0	.500	1.000	1.500	0	0	0	0
*Kennedy, Adam	.500	1	4	0	2	0	0	0	0	2	0	0	0	0	0	.500	.500	1.000	0	0	0	0
Martinez, Osvaldo	.255	39	102	8	26	2	0	0	8	28	6	0	14	0	0	.296	.275	.571	0	2	0	7
#Miles, Aaron	.235	18	68	7	16	2	1	1	7	23	6	0	8	0	0	.297	.338	.636	0	1	0	6
*Oeltjen, Trent	.294	112	402	72	118	22	8	13	61	195	35	3	106	14	9	.356	.485	.841	6	6	7	3
Ogle, Tyler	1.000	1	3	0	3	0	0	0	4	3	1	0	0	0	0	1.000	1.000	2.000	0	0	0	0
Rivera, Juan	.400	2	5	2	2	0	0	1	3	5	1	0	2	0	0	.571	1.000	1.571	0	0	1	0
*Russell, Kyle	.111	7	18	4	2	0	0	0	0	2	2	0	4	0	0	.200	.111	.311	0	0	0	0
Sands, Jerry	.296	119	452	84	134	17	4	26	107	237	59	1	106	1	0	.375	.524	.900	8	0	3	8
Sellers, Justin	.286	2	7	1	2	1	0	0	1	3	0	0	2	0	0	.250	.429	.679	1	0	0	0
Van Slyke, Scott	.327	95	358	68	117	34	1	18	67	207	46	1	64	5	3	.404	.578	.982	4	0	3	12
#Zawadzki, Lance	.000	5	13	1	0	0	0	0	0	0	0	1	0	4	0	.071	.000	.071	0	1	0	0
TOTALS	.298	144	5020	842	1495	309	58	148	793	2364	484	22	1088	80	43	.362	.471	.832	55	56	48	139

PITCHERS	W-L	ERA	G	GS	CG	SHO	SV	SVO	IP	H	R	ER	HR	HB	BB	IBB	K	BK	WP	DP	WHIP	AVG	
*Antonini, Michael	2-7	5.71	30	13	0	0	0	0	86.2	105	64	55	17	4	39	3	57	1	2	3	1.66	.297	
Barcelo, Lorenzo	0-0	6.00	1	0	0	0	0	0	3.0	6	2	2	0	0	0	0	1	0	0	1	2.00	.400	
Belisario, Ronald	0-0	0.00	2	0	0	0	0	0	1.2	2	2	0	0	0	2	0	0	0	0	1	2.40	.286	
Corcoran, Tim	0-0	21.60	3	0	0	0	0	0	3.1	8	8	2	2	1	4	0	2	0	1	1	3.60	.500	
Ely, John	14-7	3.20	27	27	1	1	0	0	168.2	150	68	60	18	4	36	0	165	0	9	11	1.10	.238	
Felix, Francisco	1-1	7.94	7	1	0	0	0	1	17.0	24	16	15	4	0	9	0	6	0	3	3	1.94	.364	
Fields, Josh	0-0	9.00	1	0	0	0	0	0	1.0	3	1	1	0	1	0	0	1	0	0	0	3.00	.500	
Fife, Stephen	11-7	4.66	25	24	0	0	0	0	135.1	157	85	70	13	10	44	1	93	1	10	9	1.49	.290	
Guerra, Javy	0-0	8.31	3	0	0	0	0	0	4.1	7	4	4	0	0	1	0	3	0	0	0	1.85	.368	
Guzman, Angel	2-1	4.43	23	0	0	0	2	4	22.1	27	12	11	2	0	6	0	17	1	0	4	1.48	.307	
Johnson, Blake	3-1	5.74	21	5	0	0	0	1	42.1	45	28	27	6	1	13	0	32	0	1	1	1.37	.265	
*Leach, Brent	1-2	7.02	10	0	0	0	1	3	16.2	26	16	13	3	0	8	0	16	0	0	2	2.04	.347	
*Ledezman, Wil	3-3	6.99	38	0	0	0	3	7	37.1	43	30	29	7	1	21	0	48	0	11	3	1.71	.279	
Lindsay, Shane	0-1	5.00	8	0	0	0	0	0	9.0	8	5	5	0	2	12	0	8	0	4	1	2.22	.242	
*Loop, Derrick	11-4	4.88	34	13	0	0	0	3	103.1	101	61	56	11	7	44	2	67	4	6	17	1.40	.259	
Montgomery, Bret	1-1	3.31	9	1	0	0	0	0	16.1	14	10	6	1	0	9	1	6	0	0	2	1.41	.246	
Nieve, Fernando	7-9	5.96	25	24	0	0	0	0	119.1	162	91	79	19	7	38	0	107	0	11	10	1.68	.324	
Parisi, Mike	1-1	2.72	9	9	0	0	0	0	43.0	39	13	13	2	0	11	0	37	1	1	2	1.16	.250	
*Rice, Scott	2-3	4.40	54	0	0	0	9	12	59.1	58	33	29	3	4	22	1	47	0	9	6	1.35	.256	
Savage, Will	10-7	5.59	30	24	0	0	0	0	141.2	179	98	88	19	8	40	1	67	1	4	20	1.55	.317	
*St. Clair, Cole	3-3	4.24	41	3	0	0	0	1	80.2	85	46	38	4	0	30	0	35	0	4	6	1.43	.274	
*Threets, Erick	2-2	5.19	18	0	0	0	1	2	17.1	16	11	10	2	0	11	1	12	0	2	2	1.56	.246	
Tolleson, Shawn	0-1	4.82	8	0	0	0	0	0	9.1	8	5	5	1	0	1	0	15	0	3	1	0.96	.222	
Troncoso, Ramon	4-1	6.67	45	0	0	0	1	6	59.1	77	48	44	6	1	26	1	40	1	6	8	1.74	.316	
Tucker, Ryan	0-0	4.50	4	0	0	0	0	0	4.0	6	2	2	0	0	0	0	4	0	0	0	1.50	.353	
Vasquez, Luis	0-1	16.88	9	0	0	0	0	0	8.0	9	15	15	1	4	9	0	7	0	3	0	2.25	.300	
Wall, Josh	2-1	4.53	55	0	0	0	0	28	30	53.2	50	30	27	7	2	20	0	52	0	4	5	1.30	.242
TOTALS	80	5.01	144	144	1	8	45	70	1264.0	1415	804	703	148	57	456	11	945	10	94	119	1.48	.284	

KEY: * - left-handed hitter/pitcher, # - switch hitter



YEAR-BY-YEAR STATISTICS

2013

Record: 76-68 Finish: 2nd in American Southern Division

MANAGER - Lorenzo Bundy, PITCHING COACH - Glenn Dishman, HITTING COACH - Franklin Stubbs,
ATHLETIC TRAINER - Yosuke Nakajima, STRENGTH & CONDITIONING COACH - Travis Smith

BATTERS	AVG	G	AB	R	H	2B	3B	HR	RBI	TB	BB	IBB	K	SB	CS	OBP	SLG	OPS	SF	SAC	HBP	E
Alfonzo, Eleazer	.284	19	67	5	19	5	0	3	14	33	0	0	14	1	0	.294	.493	.787	0	0	1	2
#Amezaga, Alfredo	.339	37	124	19	42	10	1	2	25	60	14	1	20	1	1	.404	.484	.888	2	0	1	10
*Angle, Matt	.283	120	400	70	113	20	8	8	62	173	51	2	104	22	5	.374	.433	.806	3	5	9	3
*Baker, John	.203	40	133	14	27	1	0	4	17	40	18	0	33	0	1	.294	.301	.595	2	0	0	1
Barden, Brian	.277	123	415	49	115	22	3	5	56	158	41	5	66	1	1	.350	.381	.731	3	5	7	7
*Buss, Nick	.303	131	459	84	139	29	11	17	100	241	41	1	90	21	2	.363	.525	.888	8	3	7	3
Butera, Drew	.135	16	52	3	7	3	1	0	3	12	4	0	14	0	0	.196	.231	.427	0	1	0	0
Castellanos, Alex	.257	105	385	75	99	14	5	19	61	180	41	1	112	19	5	.347	.468	.815	0	1	12	2
Cilladi, Steve	.000	1	7	0	0	0	0	0	0	0	0	0	3	0	0	.000	.000	.000	0	0	0	0
Espino, Damaso	.333	19	63	7	21	5	0	6	26	8	1	6	0	0	0	.403	.413	.815	1	0	0	1
Federowicz, Tim	.418	21	79	20	33	8	1	8	25	67	14	0	26	0	0	.500	.848	1.348	2	2	1	0
Flores, Jesus	.164	22	73	5	12	5	0	0	7	17	4	1	18	0	0	.218	.233	.451	0	2	1	1
#Gonzalez, Eleyvis	.229	14	35	6	8	1	1	2	5	17	6	0	12	4	0	.372	.486	.858	0	3	2	3
*Gordon, Dee	.297	92	374	65	111	17	9	0	33	146	51	1	70	49	11	.385	.390	.775	1	4	3	19
*Gwynn, Tony	.300	104	333	53	100	12	5	2	27	128	49	1	52	12	9	.393	.384	.777	2	4	3	1
#Herrera, Elian	.282	108	408	69	115	13	1	7	43	151	48	1	76	16	3	.367	.370	.737	2	10	8	12
Kemp, Matt	.182	3	11	3	2	2	0	0	0	4	1	0	6	1	0	.250	.364	.614	0	0	0	0
Martinez, Osvaldo	.233	13	43	6	10	4	1	0	4	16	7	0	6	1	0	.340	.372	.712	0	0	0	4
*Moore, Jeremy	.220	45	141	13	31	8	1	3	17	50	14	0	42	4	2	.295	.355	.649	0	0	1	0
Ricardo, Dashenko	.000	2	7	0	0	0	0	0	0	0	1	0	4	0	0	.125	.000	.125	0	0	0	0
Rodriguez, Leo	1.000	1	1	0	1	0	0	0	0	1	0	0	0	0	0	1.000	1.000	2.000	0	0	0	0
Ryal, Rusty	.265	106	370	50	98	17	3	4	49	133	19	1	80	0	0	.310	.359	.669	4	1	7	9
Sellers, Justin	.270	89	326	39	88	26	4	6	65	140	25	3	54	4	0	.326	.429	.755	6	4	5	10
*Stewart, Ian	.174	27	86	13	15	6	0	2	6	27	17	0	36	0	0	.324	.314	.638	0	0	2	1
Towles, J.R.	.200	4	15	2	3	0	0	1	2	6	0	0	3	1	0	.200	.400	.600	0	2	0	0
Van Slyke, Scott	.348	61	204	55	71	17	2	12	48	128	50	1	61	8	2	.479	.627	1.107	4	0	5	5
*Wallach, Matt	.245	30	98	13	24	2	0	4	13	38	16	1	25	0	0	.348	.388	.736	1	0	0	3
TOTALS	.271	144	4898	746	1325	250	57	110	695	2019	552	21	1125	165	42	.351	.412	.763	41	72	76	115

PITCHERS	W-L	ERA	G	GS	CG	SHO	SV	SVO	IP	H	R	ER	HR	HB	BB	IBB	K	BK	WP	DP	WHIP	AVG
*Aguasviva, Geison	4-4	5.12	33	0	0	0	1	2	45.2	57	29	26	5	3	25	1	22	1	6	9	1.80	.326
Ames, Steve	2-2	3.67	30	0	0	0	8	10	34.1	45	20	14	4	1	13	1	29	0	1	4	1.69	.317
*Capuano, Chris	0-0	1.93	2	2	0	0	0	0	9.1	8	2	2	0	0	3	0	9	0	1	0	1.18	.229
Castro, Angel	8-5	3.48	25	19	0	0	0	116.1	123	50	45	7	4	37	2	91	0	5	13	1.38	.272	
Cofield, Kyle	0-0	36.00	1	0	0	0	0	1.0	3	4	4	2	0	1	0	0	0	0	0	0	4.00	.500
*De La Cruz, Kelvin	3-1	2.89	47	0	0	0	7	8	62.1	62	23	20	3	0	35	1	78	0	6	6	1.56	.254
Domiguez, Jose	1-0	0.00	8	0	0	0	0	8.0	1	0	0	0	0	0	5	0	12	0	2	0	0.75	.040
File, Stephen	2-4	6.03	10	8	0	0	0	37.1	46	31	25	3	4	21	0	33	0	4	4	1.79	.307	
*Garcia, Onelki	0-1	3.72	10	0	0	0	0	9.2	6	4	4	0	1	3	0	14	0	1	1	0.93	.176	
Gonzalez, Eleyvis	0-0	0.00	1	0	0	0	0	1.0	1	0	0	0	0	0	0	0	0	0	0	1	1.00	.333
Guerra, Javy	0-4	3.66	27	4	0	0	12	13	39.1	46	18	16	6	2	14	0	36	0	3	4	1.53	.301
Infante, Greg	0-0	13.50	1	0	0	0	0	2.0	2	3	3	0	1	3	0	2	0	0	0	2.50	.286	
Johnson, Blake	6-6	4.77	22	16	1	0	0	94.1	102	56	50	8	5	29	0	82	0	3	4	1.39	.275	
*Laffey, Aaron	4-3	5.61	12	11	0	0	0	61.0	72	40	38	12	3	22	0	29	0	0	7	1.54	.299	
*Lilly, Ted	0-1	7.50	1	1	0	0	0	6.0	8	6	5	1	0	1	0	5	0	0	2	1.50	.308	
Magill, Matt	6-2	3.47	18	16	0	0	0	85.2	72	34	33	7	1	50	0	101	2	5	7	1.42	.238	
Moylan, Peter	4-1	2.74	38	0	0	0	4	5	46.0	38	14	14	1	2	20	3	45	1	0	5	1.26	.236
Ortega, Anthony	4-4	4.79	39	1	0	0	0	3	62.0	62	34	33	9	3	29	0	49	0	5	8	1.47	.259
Palmer, Matt	6-8	3.84	25	22	0	0	0	133.2	127	65	57	15	12	56	0	131	0	4	15	1.37	.253	
Patterson, Red	7-4	3.03	39	12	0	0	1	3	107.0	99	45	36	14	2	49	0	109	0	4	11	1.38	.249
*Rasmussen, Rob	0-7	6.46	12	10	0	0	0	54.1	64	42	39	10	3	32	0	37	0	2	6	1.77	.296	
*Sanchez, Jonathan	7-3	5.13	14	14	1	0	0	66.2	72	40	38	12	3	42	0	79	0	3	2	1.71	.281	
Smith, Steve	1-0	3.72	14	1	0	0	0	29.0	36	16	12	3	2	17	0	21	0	0	3	1.83	.298	
Tolleson, Shawn	0-0	0.00	3	0	0	0	2	5.2	2	0	0	0	0	2	0	6	0	0	2	0.71	.125	
Vasquez, Luis	0-0	1.69	7	0	0	0	0	10.2	12	2	2	0	1	5	0	12	0	1	2	1.59	.316	
Wall, Josh	1-2	5.60	25	0	0	0	3	5	27.1	27	19	17	3	0	16	1	25	0	6	4	1.57	.270
White, Sean	6-6	3.51	34	7	0	0	0	2	74.1	72	31	29	5	3	43	0	43	0	4	9	1.55	.270
Wilson, Brian	0-0	0.00	3	0	0	0	0	3.1	1	0	0	0	0	0	0	2	0	0	0	0.30	.091	
Withdraw, Chris	4-0	1.71	25	0	0	0	1	26.1	25	10	5	0	0	13	0	33	0	2	3	1.44	.248	
TOTALS	76-68	4.05	144	144	2	5	38	54	1259.2	1291	638	567	130	56	586	9	1135	4	68	132	1.49	269

KEY: * - left-handed hitter/pitcher, # - switch hitter



2014 Record: 62-80 Finish: 3rd in Pacific Southern Division

MANAGER - Damon Berryhill, PITCHING COACH - Glenn Dishman, HITTING COACH - Franklin Stubbs,
 ATHLETIC TRAINER - Yosuke Nakajima, STRENGTH & CONDITIONING COACH - Travis Smith/Lauren Green

BATTERS	AVG	G	AB	R	H	2B	3B	HR	RBI	TB	BB	IBB	K	SB	CS	OBP	SLG	OPS	SF	SAC	HBP	E
Arnebarrena, Enselb	.333	26	84	7	28	3	2	1	11	38	10	1	26	1	1	.400	.452	852	1	0	0	3
Barney, Darwin	.257	9	35	5	9	1	0	0	1	10	3	0	5	0	0	.316	.286	602	0	0	0	5
*Baxter, Mike	.289	119	412	72	119	25	8	7	36	181	45	1	87	12	5	.365	.439	804	3	2	6	4
*Bernadina, Roger	.246	23	57	8	14	2	2	0	2	20	12	0	23	2	0	.380	.351	731	1	0	1	1
*Buss, Nick	.261	26	92	12	24	3	3	1	16	36	8	0	12	0	2	.330	.391	721	1	1	2	1
Cannon, John	.571	6	7	1	4	0	0	0	0	4	0	0	1	0	0	.571	.571	1.143	0	0	0	0
Cavazos-Galvez, Brian	.313	23	48	8	15	2	0	2	11	23	2	0	10	0	0	.333	.479	813	1	0	0	3
*Crawford, Carl	.455	4	11	4	5	0	2	0	1	9	0	0	2	1	1	.455	.818	1.273	0	0	0	0
Ellis, A.J.	.400	2	5	1	2	0	0	1	2	5	1	0	1	0	1	.500	1.000	1.500	0	0	0	0
#Erickson, Griff	.297	60	155	19	46	10	1	7	29	79	21	2	31	1	1	.384	.510	894	0	1	1	5
Federowicz, Tim	.328	78	299	51	98	26	0	14	48	166	26	0	66	1	0	.383	.555	938	2	0	2	7
*Figgins, Chone	.286	19	63	12	18	3	0	0	3	21	11	1	14	2	1	.392	.333	725	0	0	0	1
Grider, Casio	.286	5	14	3	4	2	1	1	3	11	2	0	7	0	0	.375	.786	1.161	0	1	0	1
Guerreiro, Alex	.329	65	243	38	80	14	5	15	49	149	10	0	44	4	0	.384	.613	978	1	0	4	6
Harris, Brendan	.333	6	15	1	5	1	0	0	1	6	4	0	2	0	0	.474	.400	874	0	0	0	0
*Hazelbaker, Jeremy	.222	22	90	12	20	3	2	4	11	39	2	0	27	6	2	.239	.433	672	0	0	0	0
#Ibarra, Walter	.269	97	338	32	91	11	0	5	32	117	14	0	68	6	4	.301	.346	648	1	4	2	8
Liddi, Alex	.219	44	146	22	32	8	0	6	16	58	19	1	53	0	2	.313	.397	711	0	0	1	5
Meggs, Joseph	.000	1	1	0	0	0	0	0	0	0	0	0	0	0	0	.000	.000	0.000	0	0	0	0
*Morell, Johnny	.261	38	115	11	30	8	1	3	17	49	10	0	24	3	0	.317	.426	744	1	0	0	2
Morales, Delvis	.269	29	67	7	18	3	0	0	7	21	10	1	14	1	1	.380	.313	693	0	1	2	2
Olivo, Miguel	.368	20	76	10	28	6	0	4	20	46	3	0	25	0	0	.407	.605	1.013	0	0	2	4
*Pederson, Joc	.303	121	445	106	135	17	4	33	78	259	100	3	149	30	13	.435	.582	1.017	2	1	5	7
Peterson, Brock	.387	45	155	32	60	15	1	9	36	104	18	0	30	1	0	.457	.671	1.128	0	0	2	2
*Robinson, Clint	.312	119	429	77	134	31	5	18	80	229	64	2	84	0	0	.401	.534	935	4	0	2	6
#Robinson, Trayvon	.235	117	400	51	94	23	2	6	30	139	35	2	112	11	7	.298	.348	646	2	4	2	3
Rojas, Miguel	.302	51	159	27	48	9	0	4	13	69	10	3	21	7	3	.353	.434	787	1	0	3	1
Romak, Jamie	.280	108	418	65	117	30	3	24	85	225	34	0	107	4	1	.335	.538	874	6	0	4	14
Triunfel, Carlos	.223	89	300	28	67	12	4	4	40	99	12	2	55	2	1	.256	.330	586	3	4	2	14
TOTALS	.283	142	4833	730	1369	270	46	169	688	2238	490	19	1171	95	46	.353	.463	.816	30	40	44	119

PITCHERS	W-L	ERA	G	GS	CG	SHO	SV	SVO	IP	H	R	ER	HR	HB	BB	IBB	K	BK	WP	DP	WHIP	AVG
Abreu, Juan	0-0	7.11	8	0	0	0	0	1	6.1	9	5	5	0	0	7	0	4	0	2	1	2.53	346
Baez, Pedro	0-0	4.76	23	0	0	0	6	6	22.2	27	12	12	4	2	4	0	20	1	2	3	1.37	303
Bennett, Jeff	8-6	3.83	21	21	1	0	0	0	120.0	137	63	51	11	4	44	0	82	0	7	12	1.51	287
Billings, Bruce	1-1	6.75	5	0	0	0	0	0	14.2	26	13	11	2	0	8	0	16	0	0	2	2.32	394
Cannon, John	0-0	4.50	1	0	0	0	0	0	2.0	1	1	1	0	0	1	0	2	0	0	0	1.00	143
Carpenter, Drew	3-1	7.74	16	6	0	0	1	1	47.2	67	49	41	3	3	20	0	40	0	1	3	1.83	332
*Carson, Robert	2-5	5.40	18	0	0	0	0	2	25.0	35	18	15	3	1	12	0	30	0	1	1	1.88	315
Demel, Sam	1-2	6.41	21	6	0	0	5	6	46.1	55	33	33	9	2	18	1	43	0	4	6	1.58	294
Dominguez, Jose	1-2	3.24	31	0	0	0	10	14	33.1	31	15	12	1	4	18	0	39	1	4	1	1.47	244
Edlefsen, Steve	0-1	11.88	6	0	0	0	1	8.1	15	11	11	0	0	10	0	2	0	2	0	1	3.00	417
*Elbert, Scott	0-2	4.91	18	0	0	0	0	3	14.2	17	10	8	2	1	7	0	15	0	1	2	1.64	304
Enright, Barry	0-4	8.10	8	5	0	0	0	0	33.1	53	31	30	8	0	8	0	16	0	0	3	1.83	366
Fife, Stephen	2-2	7.01	11	9	0	0	0	0	43.2	65	35	34	2	2	15	0	27	0	3	7	1.83	351
Frias, Carlos	8-4	5.01	16	15	2	0	0	0	91.2	114	57	51	4	2	21	0	65	3	7	11	1.47	307
Garcia, Yimi	4-2	3.10	47	0	0	0	5	6	61.0	58	23	21	5	5	18	0	69	0	0	4	1.25	249
Germano, Justin	1-1	9.88	3	2	0	0	0	0	13.2	20	15	15	4	0	2	0	14	0	0	1	1.61	339
*Hynes, Colt	1-3	4.08	42	0	0	0	2	6	53.0	56	25	24	1	1	10	0	46	0	2	5	1.25	271
Judy, Josh	2-2	5.79	23	0	0	0	2	4	28.0	35	20	18	1	1	8	0	24	0	1	2	1.54	315
Lee, Zach	7-13	5.38	28	27	0	0	0	0	150.2	177	105	90	18	6	54	0	97	0	5	19	1.53	297
Magill, Matt	7-6	5.21	36	12	0	0	0	0	84.2	80	53	49	8	6	59	1	70	0	13	8	1.64	254
Martinez, Fabio	1-0	3.18	5	0	0	0	0	0	5.2	6	4	2	0	1	2	0	3	0	2	1	1.41	300
*Moskos, Daniel	1-0	6.52	9	0	0	0	0	1	9.2	10	7	7	0	3	5	0	8	0	1	0	1.55	270
Patterson, Red	5-8	5.79	29	20	0	0	1	1	121.1	140	79	78	21	7	43	2	104	0	5	14	1.51	293
Peterson, Brock	0-0	4.50	2	0	0	0	0	0	2.0	1	1	1	0	0	0	1	0	0	0	0	0.50	143
Ravin, Josh	1-0	4.22	11	0	0	0	2	3	10.2	12	6	5	1	0	7	0	8	0	0	2	1.78	286
*Reed, Chris	0-3	10.97	5	5	0	0	0	0	21.1	37	28	26	5	2	11	0	18	0	2	4	2.25	378
*Rodriguez, Paco	2-3	4.40	32	0	0	0	1	3	28.2	25	16	14	4	0	17	2	35	0	2	3	1.47	231
Smith, Steve	2-4	7.32	21	6	0	0	0	0	62.2	81	52	51	16	3	23	1	37	1	4	8	1.66	312
Sosa, Henry	1-2	3.72	7	7	0	0	0	0	36.1	39	21	15	1	1	12	0	27	0	0	4	1.40	273
Souza, Justin	1-1	7.13	12	0	0	0	0	0	17.2	24	14	14	3	2	4	0	12	0	0	1	1.58	333
Struck, Nick	0-1	5.63	2	1	0	0	0	0	8.0	13	6	5	2	0	0	0	2	0	0	2	1.63	394
TOTALS	62-79	5.50	142	142	3	6	35	58	1224.2													

YEAR-BY-YEAR STATISTICS

2015

Record: 62-82 Finish: 3rd in Pacific Southern Division

MANAGER - Glenallen Hill, PITCHING COACH - Darryl Scott, HITTING COACH - Dave Hajek, BULLPEN CATCHER - Aaron Munoz, ATHLETIC TRAINER - Heath Townsend, STRENGTH & CONDITIONING COACH - Brian Buck/Mike Japerson

BATTERS	AVG	G	AB	R	H	2B	3B	HR	RBI	TB	BB	IBB	K	SB	CS	OBP	SLG	OPS	SF	SAC	HBP	E
#Adames, Cristhian	.311	116	463	62	144	20	3	11	51	203	36	3	56	11	7	.362	.438	800	2	8	2	13
*Baker, Abel	.267	9	30	3	8	3	0	0	4	11	4	1	11	0	0	.353	.367	720	0	0	0	0
Barfield, Jeremy	.267	42	120	10	32	7	1	3	15	50	10	0	25	0	0	.318	.417	735	2	0	0	1
Barnes, Brandon	.205	33	132	19	27	6	0	5	12	48	10	0	34	7	3	.266	.364	629	0	0	1	0
*Bernadina, Roger	.276	119	373	62	103	18	4	15	62	174	58	4	121	20	6	.383	.466	849	1	8	7	6
#Bond, Brock	.259	45	81	7	21	1	0	0	5	22	11	0	15	3	1	.344	.272	616	1	3	0	0
Casteel, Ryan	.292	34	130	12	38	8	1	2	20	54	2	0	33	2	1	.301	.415	716	1	1	0	5
Culberson, Charlie	.200	5	20	3	4	1	0	1	2	8	0	0	6	0	0	.200	.400	600	0	0	0	1
*Dickerson, Corey	.286	7	28	3	8	1	0	1	3	12	1	0	4	0	0	.310	.429	739	0	0	0	0
#Galvez, Cesar	.000	1	3	0	0	0	0	0	0	0	1	0	0	0	0	.250	.000	250	0	0	0	0
Garneau, Dustin	.274	81	303	44	83	16	0	15	61	144	28	2	44	2	1	.335	.475	811	4	3	2	5
McBride, Matt	.328	78	308	59	101	30	1	12	49	169	23	1	41	5	1	.380	.549	929	2	0	4	4
Murphy, Tom	.271	33	129	19	35	9	2	7	19	69	5	1	43	0	1	.301	.535	836	1	0	1	8
Nina, Angelys	.300	114	420	57	126	21	4	5	50	169	22	2	46	18	7	.333	.402	735	3	2	0	18
Osborne, Zach	.000	2	4	0	0	0	0	0	0	0	0	0	0	0	0	.000	.000	000	0	0	0	0
Parker, Kyle	.280	93	357	53	100	19	4	9	58	154	24	1	102	6	4	.326	.431	758	3	2	2	6
*Paulsen, Ben	.256	36	125	19	32	8	2	3	15	53	15	0	34	1	0	.340	.424	764	0	0	1	2
*Ribera, Jordan	.167	4	6	0	1	0	0	0	0	0	1	0	0	0	0	.167	.167	333	0	0	0	0
Rivera, Jose	.258	51	132	15	34	8	0	1	9	45	6	1	36	0	1	.295	.341	636	0	2	1	4
Rosario, Wilin	.297	38	148	18	44	12	1	7	23	79	5	0	31	1	1	.329	.534	863	0	0	2	7
Smalling, Tim	.256	115	367	47	94	12	1	6	37	126	26	1	61	7	3	.314	.343	658	2	3	6	13
Stor, Trevor	.277	61	256	37	71	20	4	10	40	129	16	1	68	7	1	.324	.504	828	1	0	2	11
Stubbs, Drew	.263	38	137	22	36	4	3	2	20	52	24	0	39	6	3	.376	.380	755	2	0	2	0
*Wheeler, Tim	.245	124	384	56	94	15	1	10	45	141	58	4	122	16	0	.345	.367	712	4	7	3	3
*Wong, Joey	.197	21	61	5	12	3	0	1	8	19	2	0	15	1	0	.219	.311	530	1	1	0	3
#Ynoa, Rafael	.286	56	224	29	64	12	4	1	11	87	16	1	36	5	1	.333	.388	722	0	3	0	6
TOTALS	.272	144	4897	667	1333	257	39	125	628	2043	414	23	1087	118	42	.332	.417	749	31	73	36	126
PITCHERS	W-L	ERA	G	GS	CG	SHO	SV	SVO	IP	H	R	ER	HR	HB	BB	IBB	K	BK	WP	DP	WHIP	AVG
Arrowood, Ryan	1-1	7.29	18	1	0	0	0	1	33.1	42	27	27	8	1	15	0	25	3	1	1.71	3.11	311
*Barfield, Jeremy	0-0	0.00	1	0	0	0	0	0	2.0	1	0	0	0	0	0	0	4	0	0	0	0.50	143
Bergman, Christian	0-0	0.00	2	2	0	0	0	0	5.0	2	0	0	0	0	0	0	6	0	0	0	0.80	125
Betancourt, Rafael	0-0	13.50	1	0	0	0	0	1	1.1	2	2	2	1	0	1	0	2	0	0	0	2.25	333
Bettis, Chad	3-2	3.46	7	7	0	0	0	0	39.0	41	16	15	5	1	10	0	33	0	1	4	1.31	273
*Brothers, Rex	5-2	4.46	45	0	0	0	3	5	42.1	27	24	21	1	2	44	0	61	0	5	4	1.68	181
Brown, Brooks	0-0	6.00	16	0	0	0	0	0	15.0	20	10	10	1	0	5	0	17	0	0	0	1.67	323
Broyles, Shane	0-0	0.00	4	0	0	0	0	0	5.1	1	0	0	0	0	3	0	4	0	0	0	0.75	063
Burke, Devin	0-0	1.23	4	0	0	0	0	0	7.1	2	1	1	0	0	2	0	8	0	0	1	0.55	087
Butler, Eddie	2-6	5.40	11	11	0	0	0	0	63.1	71	43	38	6	3	25	0	37	1	4	7	1.52	293
Carle, Shane	0-1	9.00	1	1	0	0	0	0	6.0	9	6	6	1	0	1	0	3	0	0	0	1.67	333
Castro, Miguel	2-0	1.32	11	0	0	0	4	13.2	6	3	2	0	1	7	2	10	4	1	0	0.95	136	
Castro, Simon	5-5	3.79	36	0	0	0	0	2	57.0	53	27	24	6	3	20	0	74	2	4	4	1.28	242
*De La Rosa, Jorge	0-0	3.00	2	2	0	0	0	0	9.0	9	4	3	2	0	3	0	7	0	0	0	1.33	265
Diaz, Jairo	3-5	4.58	47	0	0	0	8	14	55.0	51	31	28	6	4	37	0	50	0	2	7	1.60	245
*Flande, Yohan	3-3	7.11	6	6	0	0	0	0	31.2	55	30	25	8	1	7	1	11	1	1	5	1.96	379
Germen, Gonzalez	0-0	2.70	3	0	0	0	0	0	3.1	3	1	1	0	0	1	0	4	0	2	0	1.20	231
Gomez, Luisris	0-2	6.75	8	3	0	0	0	0	21.1	26	16	16	2	1	9	0	20	1	3	2	1.64	299
Gonzalez, Nelson	4-3	3.53	30	0	0	0	0	1	51.0	46	28	20	5	0	17	0	51	0	5	12	1.24	250
Gray, Jon	6-4	4.33	21	20	1	0	0	0	114.1	129	61	55	9	4	41	2	110	1	9	8	1.49	281
*Gurka, Jason	2-1	3.18	21	1	0	0	0	0	39.2	42	14	14	3	3	12	1	33	0	1	7	1.36	280
Hale, David	0-3	6.66	11	11	0	0	0	0	50.0	68	40	37	4	2	21	1	37	0	2	9	1.78	333
Hawkins, LaTroy	0-0	7.71	5	0	0	0	1	4.2	8	4	4	0	0	1	0	0	4	0	1	0	1.93	348
*Hernandez, Carlos	1-1	4.91	3	3	0	0	0	0	11.0	13	6	6	2	0	1	0	6	0	0	1	1.27	289
Jurrjens, Jair	2-5	6.88	17	14	0	0	0	0	70.2	105	62	54	9	1	23	1	39	0	2	6	1.81	344
Kahnle, Tommy	1-3	4.67	21	0	0	0	6	9	27.0	19	14	14	3	1	12	0	28	0	5	0	1.15	196
*Laffey, Aaron	5-4	3.90	27	12	0	0	0	0	90.0	103	45	39	7	1	42	4	63	1	5	10	1.61	289
*Lannan, John	6-10	5.39	26	25	1	0	0	0	152.0	209	107	91	11	1	40	1	83	0	4	21	1.64	329
*Matzek, Tyler	0-1	8.74	10	1	0	0	1	1	11.1	5	12	11	1	1	17	0	15	0	3	0	1.94	128
Miller, Justin	0-2	2.30	25	0	0	0	7	9	27.1	20	7	7	2	2	8	0	33	0	1	0	1.02	192
Oberg, Scott	1-0	1.13	7	0	0	0	2	8.0	14	1	1	0	0	2	0	0	11	0	0	0	2.00	378
*Owens, Rudy	2-3	6.17	8	7	0	0	0	0	35.0	44	25	24	2	0	12	0	24	0	1	2	1.60	312
*Roberts, Ken	1-3	5.12	23	0	0	0	0	1	31.2	50	24	18	3	0	4	0	28	0	2	7		

2016 Record: 71-72 Finish: 2nd in Pacific Southern Division

MANAGER - Glenallen Hill, PITCHING COACH - Darryl Scott, HITTING COACH - John Shelby, BULLPEN CATCHER - Michael Ramirez, ATHLETIC TRAINER - Heath Townsend, STRENGTH & CONDITIONING COACH - Marcus Lefton

BATTERS	AVG	G	AB	R	H	2B	3B	HR	RBI	TB	BB	IBB	K	SB	CS	OBP	SLG	OPS	SF	SAC	HBP	E
Barnes, Brandon	.282	64	238	30	67	13	2	5	32	99	15	1	58	11	5	.323	.416	.739	1	1	0	0
Bianchi, Jeff	.245	66	216	14	53	3	2	2	19	66	22	2	49	1	2	.314	.306	.619	1	4	0	4
Cardullo, Stephen	.308	115	406	71	125	26	5	17	72	212	37	2	58	6	3	.367	.522	.889	5	0	4	4
Casteel, Ryan	.230	43	152	19	35	8	2	3	20	56	8	1	47	0	1	.273	.368	.642	0	0	1	3
Castellanos, Alex	.299	49	164	27	49	10	1	6	25	79	13	1	59	1	0	.364	.482	.846	2	0	5	4
Cristallo, Juan	.045	9	22	1	1	0	0	0	1	0	0	0	4	0	0	.045	.045	.091	0	0	0	1
Cuevas, Noel	.234	44	137	13	32	4	3	1	8	45	8	0	28	4	2	.293	.328	.622	1	1	4	1
*Dahl, David	.484	16	62	17	30	6	2	5	16	55	6	1	11	1	2	.529	.887	1.417	0	0	0	1
Decker, Cody	.208	14	53	6	11	3	0	2	4	20	2	0	21	0	0	.246	.377	.623	1	0	1	1
*Descalzo, Daniel	.400	4	15	1	6	1	0	0	1	7	3	0	2	0	1	.500	.467	.967	0	0	0	1
#Galvez, Cesar	.400	3	5	0	2	0	0	0	1	2	1	0	0	1	0	.500	.400	.900	0	0	0	0
Garneau, Dustin	.292	52	185	31	54	11	0	15	35	110	16	0	43	2	0	.367	.595	.961	2	1	7	0
Hundley, Nick	.182	4	11	0	2	1	0	0	3	3	2	0	6	0	0	.308	.273	.580	0	0	0	1
Murphy, Tom	.327	80	303	53	99	26	7	19	59	196	16	0	78	1	1	.361	.647	1.008	1	0	1	8
Nelson, Chris	.232	69	203	21	47	5	1	3	33	63	8	0	32	0	0	.273	.310	.583	1	2	4	7
*Parra, Gerardo	.150	5	20	2	3	0	0	0	3	3	0	0	5	0	0	.150	.150	.300	0	0	0	0
*Patterson, Jordan	.293	119	427	75	125	24	7	14	61	205	47	1	118	10	0	.376	.480	.856	5	3	13	5
*Paulsen, Ben	.278	78	288	44	80	17	5	6	40	125	24	0	64	1	0	.331	.434	.765	2	0	0	5
#Reyes, Jose	.303	9	33	7	10	0	0	2	2	16	7	1	4	3	0	.425	.485	.910	0	0	0	1
Smalling, Tim	.233	76	232	27	54	4	1	3	27	69	15	1	36	0	2	.282	.297	.580	0	4	1	4
Swanner, Will	.194	10	31	5	6	1	0	1	4	10	4	0	13	0	0	.286	.323	.608	0	0	0	0
*Tabares, Raimel	.346	24	104	14	36	5	5	10	14	51	2	0	12	6	3	.355	.490	.845	3	0	1	0
*Tauchman, Mike	.286	129	475	72	136	24	7	1	51	177	40	2	77	23	10	.342	.373	.714	4	6	2	5
Valaka, Pat	.209	28	110	8	23	8	1	1	13	36	2	0	28	2	0	.226	.327	.553	2	0	1	1
#Vazquez, Jan	.000	1	1	0	0	0	0	0	0	0	0	0	0	0	0	.000	.000	.000	0	0	0	0
Williams, Jackson	.095	6	21	2	2	1	0	0	2	3	0	0	3	0	0	.095	.143	.238	0	0	0	0
*Walters, Tony	.250	2	8	1	2	0	0	0	1	2	0	0	1	0	0	.250	.250	.500	0	0	0	0
*Wong, Joey	.233	91	258	26	60	11	2	1	28	78	42	1	52	1	1	.343	.302	.645	3	5	3	9
#Ynoa, Rafael	.262	121	481	65	126	30	3	3	33	171	45	2	86	7	4	.326	.356	.682	2	2	2	13
TOTALS	.270	143	4836	662	1306	248	56	111	625	1999	393	16	1053	81	37	.329	.413	.742	38	49	50	94

PITCHERS	W-L	ERA	G	GS	CG	SHO	SV	SVO	IP	H	R	ER	HR	HB	BB	IBB	K	BK	WP	DP	WHIP	AVG	
*Anderson, Tyler	1-1	2.12	3	3	0	0	0	0	17.0	15	4	4	1	0	6	0	13	1	2	4	1.24	.238	
Arrowood, Ryan	0-1	3.48	6	0	0	0	1	1	10.1	10	4	4	1	0	4	0	10	0	0	0	1.35	.250	
Bergman, Christian	3-3	3.66	10	10	0	0	0	0	51.2	52	24	21	8	2	12	0	33	0	1	5	1.24	.267	
Burke, Devin	0-0	0.00	1	0	0	0	0	1	1.0	3	2	0	0	0	0	0	2	0	0	0	3.00	.429	
Butler, Eddie	8-3	4.45	15	15	1	1	0	0	89.0	93	47	44	9	0	26	0	35	0	4	7	1.34	.267	
Carasiti, Matt	0-0	0.00	6	0	0	0	2	2	7.0	2	0	0	0	1	2	0	5	0	0	1	0.57	.091	
Carle, Shane	5-8	5.42	27	19	0	0	0	0	111.1	147	75	67	9	5	32	0	88	0	2	14	1.61	.324	
*Carpenter, Ryan	2-3	7.47	26	8	0	0	0	1	68.2	102	59	57	16	2	25	1	68	2	3	8	1.85	.349	
Castro, Miguel	2-3	10.34	16	0	0	0	0	2	15.2	21	18	18	5	1	7	0	15	0	3	1	1.79	.328	
Castro, Simon	0-5	3.38	50	0	0	0	10	13	53.1	52	21	20	5	12	0	58	1	3	5	1.20	.265		
*De La Rosa, Jorge	0-0	4.30	3	3	0	0	0	0	14.2	14	9	7	0	2	8	0	11	0	1	2	1.50	.255	
Estevez, Carlos	1-0	3.18	5	0	0	0	0	0	5.2	6	2	2	0	0	3	0	4	0	0	0	0.59	.261	
*Flande, Yohan	3-3	4.25	18	1	0	0	0	2	42.1	52	22	20	2	0	14	0	27	0	1	8	1.56	.313	
Flemer, Matt	6-4	3.74	24	11	0	0	0	0	96.1	96	41	40	12	3	24	0	63	0	1	8	1.25	.262	
*Freeland, Kyle	6-3	3.91	12	12	0	0	0	0	73.2	81	36	32	7	1	19	0	57	0	1	9	1.36	.284	
Germen, Gonzalez	1-0	0.66	11	0	0	0	3	3	13.2	11	4	1	0	0	5	1	16	0	1	0	1.17	.212	
Gonzalez, Nelson	3-3	5.09	28	0	0	0	0	1	35.1	39	21	20	7	0	15	2	32	0	4	2	1.53	.275	
*Gurka, Jason	0-1	1.69	18	0	0	0	4	4	21.1	25	6	4	3	1	6	2	31	0	0	1	1.45	.287	
Hale, David	0-1	1.50	2	2	0	0	0	0	6.0	5	1	1	0	0	2	0	7	0	0	0	1.17	.217	
*Hernandez, Carlos	0-1	1.20	3	2	0	0	0	0	15.0	19	3	2	0	0	3	0	13	0	0	2	1.47	.311	
Hoffman, Jeff	6-9	4.02	22	22	0	0	0	0	118.2	117	60	53	11	7	44	0	124	0	5	5	1.36	.261	
House, Austin	2-1	7.56	13	0	0	0	0	1	16.2	25	19	14	3	0	7	0	15	0	2	1	1.92	.333	
*Logan, Boone	0-0	0.00	1	0	0	0	0	0	1.0	0	0	0	0	0	0	0	1	0	0	0	0.00	.000	
Lyles, Jordan	4-2	5.44	8	8	0	0	0	0	44.2	57	33	27	5	3	18	0	29	0	2	7	1.68	.322	
Marquez, German	2-0	4.35	5	5	0	0	0	0	31.0	30	15	15	5	0	6	0	29	0	0	4	1.16	.254	
*McCoy, Patrick	3-1	6.35	22	0	0	0	0	0	22.2	30	17	16	2	1	16	0	19	0	1	4	2.03	.341	
Miller, Justin	0-0	6.75	12	0	0	0	0	0	12.0	15	10	9	0	4	8	0	0	0	0	0	1.58	.300	
*Moll, Sam	3-5	4.94	42	0	0	0	2	4	47.1	55	30	26	5	1	19	1	39	1	3	6	1.56	.296	
Motte, Jason	0-0	3.18	6	0	0	0	0	0	5.2	3	2	2	1	1	3	0	5	0	0	0	1.06	.167	
*Musgrave, Harrison	8-7	4.30	19	19	0	0	0	0	113.0	118	57	54	17	2	40	0	79	1	2	8	1.40	.271	
Oberg, Scott	1-0	2.43	27	0	0	0	0	9	10	29.2	16	8	8	1	1	11	0	36	0	3	2	0.91	.160
Ottavino, Adam	0-1	4.76	6	0	0	0	0	1	5.2	2	3	3	1	0	3	0	6	0	0	1	0.88	.111	
Qualls, Chad	0-0	2.16	2	0	0	0	0	0	1.2	4	4	4	1	0	1	0	2	0	0	0	3.00	.444	
*Rusin, Chris	0-1	5.79	3	3	0	0	0	0	9.1	13	6	6	1	1	3	0	11	0	0	0	1.71	.325	
Schlitter, Brian	1-2	3.64	36	0	0	0	0	8	11	42.0	42	19	17	2	1	21	2	43	0	4	5	1.50	.266
TOTALS	71-72	4.44	143	143	1	6	39	57	1250.0	1372	682	617	140	40	421	9	1034	6	49	120	1.43	.281	

KEY: * - left-handed hitter/pitcher, # - switch hitter



Organization
2024 Isotopes
2023 in Review
Colorado Rockies
Opponents
Isotopes Records
Copa
ABQ Pro Baseball
History
Media Information

YEAR-BY-YEAR STATISTICS

2017

Record: 68-73 Finish: 3rd in Pacific Southern Division

MANAGER - Glenallen Hill, PITCHING COACH - Mark Brewer, HITTING COACH - Darin Everson, BULLPEN CATCHER - Michael Ramirez, ATHLETIC TRAINER - Heath Townsend, STRENGTH & CONDITIONING COACH - Marcus Leffton

BATTERS	AVG	G	AB	R	H	2B	3B	HR	RBI	TB	BB	IBB	K	SB	CS	OBP	SLG	OPS	SF	SAC	HBP	E
*Adames, Cristhian	.263	89	323	47	85	19	6	11	52	149	29	0	68	3	4	.317	.461	.778	8	2	0	11
*Bomboon, Anthony	.278	45	133	20	37	8	2	4	20	61	24	1	30	0	0	.390	.459	.849	1	1	1	3
*Brown, Domico	.304	48	158	23	48	10	2	3	21	71	8	1	23	0	2	.327	.449	.777	5	0	0	0
Cuevas, Stephen	.308	8	26	6	8	3	0	0	5	11	4	0	4	1	1	.419	.423	.842	0	0	1	0
Castro, Daniel	.306	115	395	43	121	25	1	3	45	157	24	3	43	1	3	.344	.397	.741	5	5	1	6
Ciriaco, Juan	.278	12	18	0	5	0	0	0	5	0	0	0	0	2	1	.278	.278	.556	0	1	0	1
Cuevas, Noel	.312	128	493	79	154	17	12	15	79	240	25	3	102	16	3	.353	.487	.840	2	1	7	3
*Dahl, David	.243	17	70	12	17	2	2	2	14	29	3	0	17	1	1	.274	.414	.688	0	1	0	0
Denorfia, Chris	.275	20	51	7	14	0	2	0	2	18	9	0	13	4	0	.383	.353	.736	0	1	0	2
Desmond, Ian	.333	3	9	1	3	1	0	1	1	7	1	0	1	0	0	.400	.778	1.178	0	0	0	0
*Ferguson, Collin	.314	12	35	7	11	1	0	1	7	15	5	0	6	1	1	.390	.429	.819	1	0	0	1
Garneau, Dustin	.281	36	128	24	36	9	2	10	26	79	13	0	22	0	1	.347	.617	.964	2	0	1	3
Gibson, Derrik	.242	108	376	53	91	16	12	5	47	146	34	0	87	10	1	.306	.388	.695	5	4	3	11
Hangan, Ryan	.264	17	53	9	14	3	0	8	17	30	0	0	16	0	0	.362	.321	.683	5	0	1	2
*Herrera, Abel	.278	103	320	59	89	20	4	3	27	126	35	0	69	20	6	.351	.394	.745	2	4	2	4
*Howard, Ryan	.192	16	52	5	10	4	0	3	8	23	0	0	17	0	0	.185	.442	.627	2	0	0	1
*McMahon, Ryan	.374	70	289	46	108	23	2	14	56	177	21	3	53	4	3	.411	.612	1.023	4	0	0	8
Murphy, Tom	.255	38	141	22	36	10	1	4	19	60	9	0	56	0	0	.312	.426	.737	1	0	3	4
*Parra, Gerardo	.200	3	10	0	2	0	0	0	2	1	0	0	3	0	0	.273	.200	.473	0	0	0	0
*Patterson, Jordan	.283	131	484	78	137	32	7	26	92	261	36	2	128	3	5	.348	.539	.887	6	1	15	10
*Perkins, Robbie	.200	2	5	0	1	0	0	0	0	1	0	0	1	0	0	.200	.200	.400	0	0	0	0
Story, Trevor	.273	4	11	2	3	0	0	1	2	6	2	0	3	1	0	.385	.545	.930	0	0	0	2
*Tapia, Raimel	.369	58	263	45	97	20	8	2	30	139	13	0	42	12	2	.397	.529	.926	1	0	0	3
*Tuchman, Mike	.331	110	420	82	139	30	8	16	80	233	40	3	73	16	7	.386	.555	.941	10	1	4	3
*Thomas, Dillon	.000	3	2	0	0	0	0	0	1	0	0	0	0	0	0	.000	.000	.000	1	0	0	0
Vaiala, Pat	.267	11	45	6	12	2	1	1	11	19	4	0	11	0	0	.327	.422	.749	0	1	0	0
*Vazquez, Jan	.316	6	19	2	6	1	1	1	1	12	0	0	3	0	0	.316	.632	.947	0	1	0	1
*Wollters, Tony	.259	14	54	6	14	5	1	2	9	27	3	0	15	0	1	.310	.500	.810	0	0	1	1
*Ynoa, Rafael	.234	98	316	39	74	9	5	2	32	99	34	0	65	7	3	.311	.313	.624	2	2	2	8
TOTALS	.287	141	4888	730	1402	275	79	130	702	2225	390	17	1043	102	46	.341	.455	.796	63	46	44	105
PITCHERS	W-L	ERA	G	GS	CG	SHO	SV	SVO	IP	H	R	ER	HR	HB	BB	IBB	K	BK	WP	DP	WHIP	AVG
Almonte, Yency	3-1	4.89	8	7	0	0	0	0	35.0	41	20	19	7	2	21	0	22	1	2	7	1.77	.315
*Anderson, Tyler	0-2	4.38	4	2	0	0	0	0	12.1	14	6	6	0	0	4	0	13	0	0	3	1.46	.304
Balog, Alex	0-0	5.40	1	0	0	0	0	1	1.2	2	1	1	0	0	1	0	1	0	0	0	1.80	.286
Bettis, Chad	0-3	4.82	4	4	0	0	0	0	18.2	22	13	10	2	1	6	0	11	0	0	1	1.50	.301
*Brown, Domico	0-1	**	1	0	0	0	0	0	0.0	4	5	5	0	0	1	0	0	0	0	0	1.000	
Broyles, Shane	0-0	0.00	1	0	0	0	0	0	1.0	0	0	0	0	0	0	0	0	0	0	0	0.00	.000
Carasit, Matt	1-1	2.37	27	0	0	0	0	13	16	30.1	31	9	8	1	0	13	0	43	0	4	1.45	.263
Carli, Shane	3-5	5.37	36	3	0	0	1	4	62.0	74	38	37	8	0	22	1	50	0	3	6	1.55	.300
*Carpenter, Ryan	10-9	4.15	27	25	1	0	0	0	156.0	161	74	72	19	12	39	0	161	2	4	9	1.28	.269
Diaz, Jairo	0-1	5.00	20	0	0	0	0	3	18.0	16	10	10	1	0	7	0	17	0	0	3	1.28	.242
Enright, Barry	5-4	6.96	12	12	0	0	0	0	63.1	80	50	49	14	0	13	0	47	0	2	2	1.47	.305
Estevez, Carlos	1-4	1.34	33	0	0	0	4	7	33.2	23	6	5	2	1	10	0	34	0	1	1	0.98	.193
Farris, James	1-3	4.62	31	0	0	0	2	3	39.0	37	22	20	8	0	15	1	1	0	2	2	1.33	.243
Flemer, Matt	8-7	5.76	26	21	0	0	0	0	126.2	158	85	81	26	3	35	0	81	1	3	9	1.52	.311
Gonzalez, Nelson	0-1	4.18	16	0	0	0	0	0	32.1	26	16	15	4	1	18	0	24	0	1	2	1.36	.220
Gray, Jon	0-0	1.93	2	2	0	0	0	0	9.1	10	6	2	2	0	5	0	13	0	0	1	1.61	.270
Herrera, Rosell	0-0	9.00	1	0	0	0	0	0	1.0	2	1	1	1	0	0	0	0	0	0	0	2.00	.400
Hoffman, Jeff	3-3	4.71	10	10	0	0	0	0	49.2	44	31	26	3	5	19	0	47	0	8	3	1.27	.233
House, Austin	8-2	1.85	49	0	0	0	3	6	68.0	56	16	14	2	0	23	1	53	0	4	4	1.16	.226
*Howard, Sam	4-4	3.89	15	14	0	0	0	0	81.0	82	35	35	6	3	33	0	64	0	0	5	1.42	.264
Jemioła, Zach	5-5	6.83	16	15	0	0	0	0	81.2	104	65	62	13	2	38	0	40	0	7	7	1.74	.310
Jiminian, Johendi	1-2	5.04	18	1	0	0	0	1	30.1	28	19	17	3	2	22	1	17	1	2	5	1.65	.250
Lee, C.C.	2-2	5.54	27	0	0	0	0	0	37.1	37	23	23	4	1	16	1	53	0	1	1	1.42	.252
Marquez, German	0-0	2.70	3	2	0	0	0	1	10.0	8	3	3	2	0	0	0	18	0	0	0	0.80	.216
*Moli, Sam	3-2	4.18	44	0	0	0	0	1	47.1	56	27	22	4	2	18	0	39	0	4	9	1.56	.292
*Musgrave, Harrison	3-1	6.79	12	12	0	0	0	0	54.1	64	41	41	10	4	26	0	39	0	2	5	1.66	.300
Niebla, Luis	1-0	1.80	1	1	0	0	0	0	5.0	6	3	1	0	0	2	0	5	0	0	2	1.60	.300
Oberg, Scott	1-0	2.08	3	0	0	0	0	0	4.1	2	1	1	0	0	1	0	5	0	0	1	0.69	.143
Qualls, Chad	0-0	1.80	6	0	0	0	0	0	5.0	5	1	1	0	0	1	0	5	0	0	0	1.20	.278
*Rossup, Zac	0-0	2.13	12	0	0	0	1	2	12.2	8	3	3	1	0	4	0	15	0	3	0	0.95	.174
*Rusin, Chris	1-0	0.00	1	0	0	0	0	0	2.2	2	0	0	0	0	0	0	3	0	0	0	0.75	.182
Senzatela, Antonio	0-0	2.70	1	1	0	0	0	0	3.1	4	1	1	0	0	1							

2018 Record: 63-77 Finish: 4th in Pacific Southern Division

MANAGER - Glenallen Hill, PITCHING COACH - Brandon Emanuel, HITTING COACH - Tim Doherty, BULLPEN CATCHER - Chris Glynn, ATHLETIC TRAINER - Heath Townsend, STRENGTH & CONDITIONING COACH - Marcus Leffton

BATTERS	AVG	G	AB	R	H	2B	3B	HR	RBI	TB	BB	IBB	K	SB	CS	OBP	SLG	OPS	SF	SAC	HBP	E
*Bembom, Anthony	.232	70	211	25	49	10	0	5	29	74	32	2	49	0	0	.339	.351	.689	2	1	3	2
Cardullo, Stephen	.286	73	199	34	57	13	4	3	30	87	17	0	42	3	0	.336	.437	.774	6	1	1	2
Castro, Daniel	.307	69	251	35	77	16	1	3	30	104	13	0	24	2	0	.342	.414	.756	3	1	2	7
Cuevas, Noel	.331	44	160	17	53	10	4	5	29	86	16	0	23	3	5	.390	.538	.927	1	0	0	2
*Dahl, David	.286	19	77	7	22	7	0	2	9	35	1	0	19	1	0	.295	.455	.749	0	0	0	1
Fuentes, Josh	.327	135	551	93	180	39	12	14	95	285	21	0	103	3	5	.354	.517	.871	7	1	6	10
Gibson, Demik	.275	34	120	25	33	5	6	4	16	62	15	0	27	2	3	.350	.517	.867	2	0	0	2
Hampson, Garrett	.314	72	296	53	93	17	4	6	25	136	30	0	58	17	4	.377	.459	0.836	2	3	1	9
Hatch, LJ	.000	1	1	0	0	0	0	0	0	0	0	0	1	0	0	.000	.000	.000	0	0	0	0
Holliday, Matt	.346	15	52	12	18	4	0	3	14	31	9	1	9	0	0	.452	.596	1.048	0	0	1	0
*McMahon, Ryan	.290	55	224	40	65	15	3	11	48	119	15	0	61	3	2	.339	.531	.870	1	0	2	10
Mezlier, Ryan	.381	8	21	1	8	1	0	0	4	9	1	0	6	0	0	.409	.429	.838	0	1	0	1
Moberg, Jeff	.125	4	8	0	1	0	0	0	2	1	0	0	2	0	0	.125	.125	.250	0	0	0	0
Murphy, Tom	.258	64	236	40	61	16	3	17	49	134	22	0	76	4	2	.333	.568	.901	1	0	5	9
*O'Malley, Shawn	.279	55	147	19	41	6	2	1	16	54	9	0	29	3	3	.321	.367	.688	2	10	1	4
*Patterson, Jordan	.271	118	413	77	112	23	2	26	76	217	42	3	128	6	2	.367	.525	.892	3	0	22	6
Phillips, Anthony	.318	14	44	9	14	6	0	2	9	26	9	1	9	0	1	.434	.591	1.025	0	0	0	0
Rodgers, Brendan	.232	19	69	5	16	4	0	0	5	20	1	0	16	0	0	.264	.290	.554	0	0	2	1
Soto, Elliot	.286	81	238	33	68	10	5	1	28	91	24	0	41	2	1	.347	.382	.730	3	3	0	12
*Tapia, Raimel	.302	105	434	81	131	33	9	11	62	215	32	2	85	21	3	.352	.495	.847	1	3	2	4
*Tauchman, Mike	.323	112	403	84	130	26	7	20	81	230	60	2	70	12	10	.408	.571	.978	6	0	2	3
Vaalaiki, Pat	.216	37	139	13	30	4	1	8	20	60	7	0	30	1	1	.252	.432	.683	1	0	0	1
*Vazquez, Jan	.230	55	148	20	34	7	0	4	18	53	21	0	42	0	1	.345	.358	.703	2	1	6	2
Weeks, Drew	.267	49	180	27	48	8	4	8	28	88	18	0	43	3	4	.348	.489	.837	1	1	5	2
TOTALS	.285	140	4792	767	1366	287	67	154	733	2249	422	12	1072	86	47	.347	.469	.817	46	53	61	102

PITCHERS	W-L	ERA	G	GS	CG	SHO	SV	SVO	IP	H	R	ER	HR	HB	BB	IBB	K	BK	WP	DP	WHIP	AVG	
Almonte, Yency	3-5	5.56	18	10	0	0	1	2	43.2	44	27	27	8	6	14	0	34	0	4	5	1.33	.268	
Bettis, Chad	0-0	5.14	3	3	0	0	0	0	14.0	16	8	8	2	0	10	0	10	0	1	0	1.36	.281	
Broyles, Shane	3-2	5.63	42	0	0	0	0	1	54.1	62	35	34	6	0	27	1	63	1	3	4	1.64	.295	
Casilla, Santiago	0-2	8.03	12	0	0	0	0	0	12.1	16	14	11	2	1	9	0	12	0	0	2	2.03	.308	
Diaz, Jairo	0-0	9.82	4	0	0	0	0	1	3.2	3	5	4	0	0	4	1	5	0	4	0	1.91	.214	
*Dunn, Mike	0-1	5.79	5	0	0	0	0	0	4.2	5	3	3	0	0	3	0	4	0	0	1	1.71	.278	
Estevez, Carlos	0-1	6.35	28	0	0	0	1	2	28.1	37	21	20	6	1	11	0	35	0	2	1	1.69	.314	
Flemer, Matt	1-1	10.29	5	4	0	0	0	0	21.0	36	24	24	12	1	6	0	17	0	1	3	2.00	.375	
Gonzalez, Nelson	3-2	5.36	20	5	0	0	0	1	47.0	52	30	28	10	1	16	0	45	0	2	3	1.45	.278	
Gray, Jon	1-0	3.38	2	2	0	0	0	0	10.2	7	5	4	1	0	4	0	13	0	1	1	1.03	.175	
*Hessler, Keith	3-2	5.47	42	0	0	0	0	2	52.2	63	44	32	9	0	34	2	57	0	2	4	1.84	.293	
Hoffman, Jeff	6-8	4.94	21	21	0	0	0	0	105.2	105	60	58	9	3	47	0	102	1	3	11	1.44	.267	
Holman, David	5-5	5.25	20	8	0	0	0	0	72.0	81	48	42	12	7	26	1	36	2	8	11	1.49	.292	
*Holmberg, David	7-8	5.21	22	18	0	0	0	0	107.0	136	73	62	17	5	30	0	65	1	4	16	1.55	.313	
House, Austin	1-2	8.48	34	0	0	0	1	2	40.1	49	40	38	8	2	23	1	28	0	5	0	1.79	.297	
*Howard, Sam	3-8	5.06	21	21	0	0	0	0	96.0	106	55	54	13	4	34	0	80	1	0	10	1.46	.285	
Jensen, Chris	0-0	7.13	5	2	0	0	0	0	17.2	24	14	14	3	2	10	1	15	0	1	4	1.92	.329	
Johnson, DJ	3-5	3.90	50	0	0	0	0	18	23	55.1	56	27	24	5	2	15	1	84	0	1	5	1.28	.262
Lambert, Peter	2-5	5.04	11	11	0	0	0	0	55.1	72	41	31	5	0	15	0	31	0	1	5	1.57	.320	
McGough, Scott	7-3	5.55	43	1	0	0	1	2	71.1	87	47	44	13	1	22	0	81	1	6	9	1.53	.300	
*Melotakis, Mason	0-0	12.60	16	0	0	0	0	0	15.0	27	24	21	4	1	11	0	6	0	2	2	2.53	.391	
*Musgrave, Harrison	0-1	5.40	8	3	0	0	0	0	16.2	23	12	10	2	1	6	0	18	0	0	1	1.74	.324	
Oberg, Scott	1-0	1.76	13	0	0	0	3	4	15.1	14	3	3	1	0	2	0	14	0	1	2	1.04	.264	
*Oberholzer, Brett	7-10	5.77	24	23	0	0	0	0	132.2	167	91	85	25	3	43	2	91	0	3	20	1.58	.313	
Pounders, Brooks	2-3	3.48	26	0	0	0	0	1	31.0	28	12	12	3	1	10	0	36	0	1	2	1.23	.235	
*Rosscup, Zac	0-0	1.08	10	0	0	0	0	0	8.1	4	2	1	0	0	3	0	9	0	1	0	0.84	.133	
*Rusin, Chris	0-0	5.40	3	0	0	0	0	0	3.1	3	2	2	0	0	2	0	1	0	0	1	1.50	.231	
Schlitter, Craig	0-1	3.60	3	0	0	0	0	0	5.0	6	4	2	1	0	2	0	2	0	0	1	1.60	.300	
Senzateia, Antonio	3-1	2.15	8	8	0	0	0	0	37.2	29	10	9	1	1	12	0	42	0	2	4	1.09	.215	
Shaw, Bryan	0-0	9.00	2	0	0	0	0	0	2.0	3	2	2	1	0	2	0	1	0	1	0	2.50	.333	
*Vasto, Jerry	2-1	3.16	37	0	0	0	3	4	37.0	32	18	13	3	0	18	0	44	0	2	3	1.35	.232	
TOTALS	63-77	5.34	140	140	0	2	28	45	1217.0	1393	801	722	182	43	464	10	1081	7	62	131	1.53	.290	

KEY: * - left-handed hitter/pitcher, # - switch hitter



YEAR-BY-YEAR STATISTICS

2019 Record: 60-80 Finish: 4th in Pacific Southern Division

MANAGER - Glenallen Hill, PITCHING COACH - Brandon Emanuel, HITTING COACH - Tim Doherty, BULLPEN CATCHER - Chris Glynn, ATHLETIC TRAINER - Heath Townsend, STRENGTH & CONDITIONING COACH - Marcus Lefton

BATTERS	AVG	G	AB	R	H	2B	3B	HR	RBI	TB	BB	IBB	K	SB	CS	OBP	SLG	OPS	SF	SAC	HBP	E
*Alonso, Yonder	.419	9	31	7	13	3	1	2	12	24	5	0	6	0	0	.500	.774	1.274	1	0	1	0
Azuaje, Jesus	.179	12	28	5	5	0	0	0	2	5	8	0	8	0	0	.361	.179	.540	0	0	0	0
*Blackmon, Charlie	.286	2	7	0	2	0	0	0	0	2	0	0	2	0	0	.286	.286	.571	0	0	0	1
Butera, Drew	.300	67	223	38	67	16	2	9	40	114	33	2	55	2	0	.389	.511	.901	4	0	2	6
Cuevas, Noel	.278	60	205	35	57	12	3	5	33	90	24	0	46	3	3	.358	.439	.797	1	1	2	2
Czinege, Todd	.500	4	4	2	2	0	0	2	2	8	0	0	1	0	0	.500	2.000	2.500	0	0	0	0
Daza, Yonathan	.364	89	387	67	141	30	4	11	48	212	25	0	52	12	9	.404	.548	.952	2	2	2	5
Fuentes, Josh	.254	101	402	66	102	23	2	17	64	180	25	1	118	1	1	.298	.448	.746	4	4	2	13
Gentry, Craig	.538	3	13	3	7	1	0	0	1	8	0	0	3	1	0	.538	.615	1.154	0	0	0	0
Gonzalez, Hidekel	.000	1	3	0	0	0	0	0	0	0	0	0	2	0	0	.000	.000	.000	0	0	0	1
Hampson, Garrett	.266	26	109	15	29	9	1	2	9	46	5	0	25	7	2	.310	.422	.732	0	1	2	3
Hatch, LJ	.333	2	6	1	2	0	0	0	1	2	2	0	3	0	0	.500	.333	.833	0	0	0	0
*Hilliard, Sam	.262	126	500	109	131	29	7	35	101	279	54	1	164	22	5	.335	.558	.893	3	0	2	2
Isaacs, Todd	.231	6	13	1	3	1	0	0	0	4	0	0	5	1	0	.231	.308	.538	0	0	0	0
Jones, Mylz	.080	13	25	1	2	1	0	0	1	3	1	0	9	0	0	.115	.120	.235	0	0	0	0
Metzler, Ryan	.222	6	18	0	4	0	0	0	3	4	1	0	5	0	0	.263	.222	.485	0	0	0	0
*Molina, Nelson	.150	17	40	5	6	2	0	2	6	14	2	0	8	1	0	.186	.350	.536	1	2	0	2
*Mooney, Peter	.258	102	306	46	79	24	3	5	35	124	38	0	55	6	2	.344	.405	.749	0	2	2	7
Mundell, Brian	.333	110	390	69	130	32	4	11	61	203	42	0	84	1	0	.399	.521	.919	1	1	1	1
*Murphy, Daniel	.154	3	13	4	2	1	0	0	0	3	3	0	3	0	0	.313	.231	.543	0	0	0	0
*Nuñez, Dom	.244	61	213	43	52	14	1	17	42	119	35	1	69	2	0	.362	.559	.921	3	0	6	3
Rabago, Chris	.259	14	54	7	14	2	0	2	7	22	3	0	12	0	1	.298	.407	.706	0	0	0	0
*Ramos, Roberto	.309	127	431	77	133	27	0	30	105	250	61	1	141	0	1	.400	.580	.980	4	0	7	10
Rodgers, Brendan	.350	37	143	34	50	10	1	9	21	89	14	1	27	0	0	.413	.622	1.035	1	0	2	7
Soto, Elliot	.305	112	410	79	125	22	10	10	50	197	45	0	91	8	5	.380	.480	.860	1	2	5	13
Story, Trevor	.333	2	6	0	2	0	0	0	0	2	0	0	2	0	0	.333	.333	.667	0	0	0	0
Vaalaika, Pat	.320	84	350	60	112	26	1	22	75	206	27	0	90	5	1	.364	.589	.952	5	1	0	5
Weeks, Drew	.285	125	396	73	113	23	7	20	75	210	31	0	74	6	7	.345	.530	.875	4	3	7	5
TOTALS	.287	140	4904	854	1409	311	47	212	811	2450	492	7	1240	78	37	.355	.500	.855	35	38	44	101

PITCHERS	W-L	ERA	G	GS	CG	SHO	SV	SVO	IP	H	R	ER	HR	HB	BB	IBB	K	BK	WP	DP	WHIP	AVG
Almonte, Yency	2-3	4.20	30	0	0	0	5	9	30.0	29	21	14	2	1	26	2	32	0	3	3	1.83	.246
*Bowden, Ben	1-3	5.88	22	0	0	0	1	2	26.0	29	18	17	4	0	17	2	37	1	1	1	1.76	.274
Castellani, Ryan	2-5	8.31	10	10	0	0	0	0	43.1	54	45	40	14	5	30	0	47	0	3	7	1.93	.300
Cozart, Logan	0-1	6.35	13	1	0	0	0	1	22.2	30	19	16	7	1	9	0	17	0	2	1	1.72	.309
*Dean, Pat	3-13	7.54	18	17	0	0	0	0	90.2	147	90	76	34	3	25	0	59	0	0	10	1.89	.365
Diaz, Jairo	1-0	0.45	16	0	0	0	6	6	20.0	12	1	1	0	1	6	0	22	1	1	2	0.90	.171
*Diehl, Phillip	2-1	6.75	39	0	0	0	0	2	45.1	54	35	34	16	0	15	0	52	0	1	6	1.52	.298
Fennell, Trent	1-0	0.00	1	0	0	0	0	0	1.1	1	0	0	0	0	1	0	1	0	0	0	1.50	.250
*Freeland, Kyle	0-4	8.80	6	6	0	0	0	0	29.2	40	31	29	4	0	16	0	28	1	1	4	1.88	.328
Garcia, Rico	2-4	6.90	13	13	0	0	0	0	61.1	77	52	47	14	0	28	0	51	0	4	4	1.71	.308
González, Chi Chi	4-5	6.10	16	15	0	0	0	0	87.0	105	64	59	15	6	36	0	76	0	3	10	1.62	.300
Gonzalez, Nelson	2-0	6.20	19	4	0	0	0	0	49.1	55	35	34	13	0	28	0	40	0	5	3	1.68	.284
*Grills, Evan	1-3	5.70	14	3	0	0	0	0	42.2	57	28	27	3	2	15	2	33	0	3	2	1.68	.329
Harvey, Joe	0-1	10.38	9	0	0	0	1	1	8.2	12	10	10	5	0	5	0	10	0	1	0	1.96	.333
Hoffman, Jeff	6-8	7.70	17	16	0	0	0	0	85.1	105	73	73	19	9	30	0	98	2	5	6	1.58	.299
Holder, Heath	0-1	5.00	2	0	0	0	0	0	9.0	13	5	2	0	3	0	6	0	0	2	1	1.77	.361
Holman, David	1-3	9.93	14	5	0	0	0	0	35.1	54	41	39	7	2	18	0	18	0	5	5	2.03	.353
*Horacek, Mitch	1-1	18.75	12	0	0	0	0	1	12.0	34	25	25	5	0	8	0	13	0	2	1	3.50	.523
*Howard, Sam	4-1	3.91	42	0	0	0	1	2	50.2	50	23	22	5	2	23	2	62	0	3	8	1.44	.262
Johnson, DJ	4-1	5.63	40	0	0	0	3	5	48.0	62	31	30	8	1	16	2	67	0	3	4	1.62	.313
Koplove, Kenny	0-0	3.00	1	0	0	0	0	0	3.0	2	1	1	0	1	0	0	5	1	0	0	0.66	.182
Lambert, Peter	2-2	5.07	11	11	0	0	0	0	60.1	63	34	34	10	0	16	0	51	2	3	3	1.30	.264
Lawrence, Justin	1-1	8.71	8	0	0	0	0	2	10.1	12	10	10	3	1	9	0	6	1	2	1	2.03	.308
*McCee, Jake	0-0	2.70	3	1	0	0	0	0	3.1	3	1	1	0	0	2	0	1	0	0	1	1.50	.250
Melville, Tim	10-5	5.42	18	17	0	0	0	0	96.1	113	64	58	24	8	40	2	94	1	5	6	1.58	.288
Meyer, Ben	0-1	7.59	3	3	0	0	0	0	10.2	15	9	9	2	1	4	0	13	0	1	0	1.78	.319
*Musgrave, Harrison	0-2	10.13	21	1	0	0	0	1	24.0	51	29	27	5	0	12	1	23	1	1	3	2.62	.432
*Pazos, James	1-3	8.80	39	0	0	0	1	1	44.0	69	45	43	8	2	23	2	42	0	2	6	2.09	.361
Pierpont, Matt	2-2	2.65	25	0	0	0	0	1	34.0	36	10	10	5	2	14	0	33	0	0	1	1.47	.269
*Rusin, Chris	3-4	4.93	22	10	0	0	0	1	65.2	83	48	36	7	3	21	2	42	0	5	10	1.58	.309
Senzatela, Antonio	1-1	5.77	7	7	0	0	0	0	34.1	45	23	22	7	1	10							

2021 Record: 58-72 (6-4 Triple-A Final Stretch) Finish: 4th in Eastern Division

MANAGER - Warren Schaeffer, PITCHING COACH - Blaine Beatty, HITTING COACH - Pedro Lopez, BULLPEN CATCHER - Chris Glynn, ATHLETIC TRAINER - Hoshi Mizutani, PHYSICAL PERFORMANCE COACH - Phil Bailey

BATTERS	AVG	G	AB	R	H	2B	3B	HR	RBI	TB	BB	IBB	K	SB	CS	OBP	SLG	OPS	SF	SAC	HBP	E
Adams, Matt	.000	2	7	0	0	0	0	0	0	0	0	0	3	0	0	.000	.000	.000	0	0	0	1
Bernard, Wynton	.179	12	28	5	5	0	0	2	5	8	0	8	0	0	0	.361	.179	.540	0	0	0	0
Bird, Greg	.286	2	7	0	2	0	0	0	0	2	0	0	2	0	0	.286	.286	.571	0	0	0	1
Briceño, José	.300	67	223	38	67	16	2	9	40	114	33	2	55	2	0	.389	.511	.901	4	0	2	6
Burcham, Scott	.278	60	205	35	57	12	3	5	33	90	24	0	46	3	3	.358	.439	.797	1	1	2	2
Daza, Yonathan	.500	4	4	2	2	0	0	2	2	8	0	0	1	0	0	.500	2.000	2.500	0	0	0	0
Edgeworth, Danny	.364	89	387	67	141	30	4	11	48	212	25	0	52	12	9	.404	.548	.952	2	2	2	5
Fuentes, Josh	.254	101	402	66	102	23	2	17	64	180	25	1	118	1	1	.298	.448	.746	4	4	2	13
Garneau, Dustin	.538	3	13	3	7	1	0	0	1	8	0	0	3	1	0	.538	.615	1.154	0	0	0	0
Gomez, Jose	.000	1	3	0	0	0	0	0	0	0	0	0	2	0	0	.000	.000	.000	0	0	0	1
Hatch, LJ	.266	26	109	15	29	9	1	2	9	46	5	0	25	7	2	.310	.422	.732	0	1	2	3
Hilliard, Sam	.333	2	6	1	2	0	0	0	1	2	2	0	3	0	0	.500	.333	.833	0	0	0	0
Joe, Connor	.262	126	500	109	131	29	7	35	101	279	54	1	164	22	5	.335	.558	.893	3	0	2	2
Jones, Mylz	.231	6	13	1	3	1	0	0	0	4	0	0	5	1	0	.231	.308	.538	0	0	0	0
Longhi, Nick	.080	13	25	1	2	1	0	0	1	3	1	0	9	0	0	.115	.120	.235	0	0	0	0
Madver, Willie	.222	6	18	0	4	0	0	0	3	4	1	0	5	0	0	.263	.222	.485	0	0	0	0
Montero, Elehuris	.150	17	40	5	6	2	0	2	6	14	2	0	8	1	0	.186	.350	.536	1	2	0	2
Motter, Taylor	.258	102	306	46	79	24	3	5	35	124	38	0	55	6	2	.344	.405	.749	0	2	2	7
Owings, Chris	.333	110	390	69	130	32	4	11	61	203	42	0	84	1	0	.399	.521	.919	1	1	1	1
Rabago, Chris	.154	3	13	4	2	1	0	0	0	3	3	0	3	0	0	.313	.231	.543	0	0	0	0
Rodgers, Brendan	.244	61	213	43	52	14	1	17	42	119	35	1	69	2	0	.362	.559	.921	3	0	6	3
Ruiz, Rio	.259	14	54	7	14	2	0	2	7	22	3	0	12	0	1	.298	.407	.706	0	0	0	0
Serven, Brian	.309	127	431	77	133	27	0	30	105	250	61	1	141	0	1	.400	.580	.980	4	0	7	10
Snyder, Taylor	.350	37	143	34	50	10	1	9	21	89	14	1	27	0	0	.413	.622	1.035	1	0	2	7
Stamets, Eric	.305	112	410	79	125	22	10	10	50	197	45	0	91	8	5	.380	.480	.860	1	2	5	13
Tapia, Raimel	.333	2	6	0	2	0	0	0	0	2	0	0	2	0	0	.333	.333	.667	0	0	0	0
Tomlinson, Kelby	.320	84	350	60	112	26	1	22	75	206	27	0	90	5	1	.364	.589	.952	5	1	0	5
Trejo, Alan	.285	125	396	73	113	23	7	20	75	210	31	0	74	6	7	.345	.530	.875	4	3	7	5
TOTALS	.287	140	4904	854	1409	311	47	212	811	2450	492	7	1240	78	37	.355	.500	.855	35	38	44	101

PITCHERS	W-L	ERA	G	GS	CG	SHO	SV	SVO	IP	H	R	ER	HR	HB	BB	IBB	K	BK	WP	DP	WHIP	AVG
0-0 0.00 2 0 0 0 0 0 0 2.0 1 0 0 0 0 1 0 0 0 0 1 1.00 .167																						
Bird, Jake 5-1 3.99 29 1 0 0 0 0 2 38.1 34 17 17 3 2 19 0 36 0 4 1 1.38 .241																						
*Bowden, Ben 1-0 0.00 12 0 0 0 0 2 2 11.2 2 0 0 0 0 0 0 4 0 17 0 1 1 0.51 .056																						
Castellani, Ryan 3-11 6.25 24 23 0 0 0 0 0 95.0 90 71 66 16 11 71 0 86 0 11 15 1.69 .256																						
*Clarkin, Ian 3-5 8.77 17 9 0 0 0 0 0 51.1 66 53 50 11 4 34 0 19 0 5 5 1.95 .316																						
Cozart, Logan 1-2 3.68 54 0 0 0 0 7 9 51.1 47 26 23 21 5 1 25 3 54 0 1 1 1.40 .237																						
Diaz, Jairo 0-1 7.36 9 0 0 0 0 0 7.1 8 6 6 0 1 7 0 10 0 0 0 2.05 .267																						
Duncan, Frank 5-3 3.92 16 15 0 0 0 0 80.1 78 37 35 9 3 23 0 79 0 4 6 1.26 .252																						
Estévez, Carlos 0-0 0.00 1 0 0 0 0 0 1.0 2 0 0 0 0 0 0 0 3 0 0 0 2.00 .400																						
Feltner, Ryan 0-0 16.88 1 1 0 0 0 0 2.2 4 5 5 2 0 2 0 2 0 2 0 1 0 2.25 .364																						
Fernandez, Julian 1-0 0.64 14 0 0 0 0 0 1 14.0 10 2 1 0 0 4 0 18 0 1 1 1.00 .204																						
Fisk, Conor 0-0 18.00 1 0 0 0 0 0 0 1.0 4 2 2 2 0 0 0 0 1 0 0 0 4.00 .571																						
*Flores, Bernardo 0-2 5.73 3 2 0 0 0 0 0 11.0 13 9 7 2 1 7 0 9 0 1 0 1.82 .302																						
*Freeland, Kyle 1-1 1.80 2 2 0 0 0 0 10.0 4 2 2 0 0 1 2 0 4 0 1 1 0.60 .118																						
*Gilbreath, Lucas 0-0 0.00 2 0 0 0 0 0 1.2 1 0 0 0 0 0 1 0 3 0 0 0 1.00 .167																						
Givens, Mychal 0-0 9.00 3 1 0 0 0 0 0 2.0 5 2 2 1 0 0 0 2 0 0 0 2.50 .500																						
Gold, Brandon 3-7 6.15 18 17 0 0 0 0 86.1 103 60 59 12 3 23 0 76 0 2 3 1.46 .296																						
Gomber, Austin 0-1 6.75 1 1 0 0 0 0 0 4.0 5 3 3 1 0 0 0 4 0 0 0 1.25 .294																						
*Gonzalez, Brian 0-0 2.45 8 0 0 0 0 0 0 7.1 6 2 2 0 0 0 8 0 14 0 0 0 1.91 .222																						
Gonzalez, Nelson 4-0 5.47 22 0 0 0 0 0 24.2 27 15 15 6 0 12 1 24 0 1 3 1.58 .281																						
Goudeau, Ashton 0-0 6.75 3 1 0 0 0 0 8.0 13 7 6 2 0 1 0 3 0 1 2 1.75 .361																						
Gray, Jon 0-0 4.50 1 1 0 0 0 0 4.0 5 2 2 1 0 1 0 6 0 0 0 1.50 .294																						
Griep, Nate 2-0 1.00 9 0 0 0 0 0 1 9.0 5 4 1 1 1 2 0 11 0 0 1 0.78 .156																						
Harvey, Joe 0-0 2.63 15 0 0 0 0 0 13.2 12 4 4 2 0 9 0 20 0 0 1 1.54 .245																						
Holder, Heath 3-3 9.91 37 0 0 0 0 0 2 46.1 61 55 51 9 5 36 0 47 1 7 5 2.09 .319																						
Lambert, Peter 0-0 0.00 1 1 0 0 0 0 0 2.2 2 1 0 0 0 0 0 1 0 3 0 0 1 1.13 .222																						
Lawrence, Justin 6-5 4.73 31 0 0 0 0 13 20 32.1 32 20 17 3 4 12 0 30 0 5 3 1.36 .256																						
Mujica, José 2-12 8.77 24 21 0 0 0 0 91.1 128 95 89 27 1 26 0 85 0 5 6 1.69 .327																						
Rodriguez, Dereck 4-6 6.72 22 19 0 0 0 0 85.2 112 69 64 17 5 30 0 87 0 2 5 1.66 .312																						
*Rolisón, Ryan 2-2 5.91 10 10 0 0 0 0 45.2 51 30 30 7 3 16 1 45 0 4 2 1.47 .280																						
*Rosscup, Zano 1-0 2.48 30 0 0 0 0 5 29.0 21 9 8 1 3 14 0 41 0 8 3 1.21 .198																						
*Rusin, Chris 0-0 10.41 30 0 0 0 0 0 32.0 50 38 37 14 3 14 0 23 0 3 5 2.00 .357																						
Santos, Antonio 0-5 7.94 34 2 0 0 0 0 2 45.1 54 41 40 10 3 27 0 32 0 4 4 1.79 .302																						
Stionaux, Tate 3-2 8.07 31 0 0 0 0 1 3 35.2 45 34 32 13 1 15 0 29 0 1 1 1.68 .308																						
Sheffield, Jordan 0-0 0.00 1 0 0 0 0 0 1.0 0 0 0 0 0 0 0 0 0 0 0 0 0.00 .000																						
Smith, Chad 2-1 2.97 36 0 0 0 0 3 5 33.1 22 13 11 1 2 19 0 37 0 5 3 1.23 .190																						
Stephenson, Robert 0-0 18.00 1 1 0 0 0 0 1.0 2 2 2 0 0 0 1 0 1 0 0 0 3.00 .400																						
Timoco, Jesus 3-2 6.00 36 2 0 0 0 0 2 54.0 65 36 36 6 2 27 0 58 0 6 4 1.70 .304																						
*Todd, Reagan 1-0 5.40 10 0 0 0 0 0 8.1 11 6 5 1 0 8 0 10 0 0 1 2.28 .333																						
*Wynkoop, Jack 2-0 2.83 12 0 0 0 0 0 28.2 27 9 9 2 1 12 1 22 0 0 1 1.36 .250																						
TOTALS	58-72	5.98	130	130	0	0	31	55	1110.0	1228	786	737	185	61	514	6	1052	1	84	89	1.57	.281



Organization
2024 Isotopes
2023 In Review
Colorado Rockies
Opponents
Isotopes Records
Copa
ABQ Pro Baseball
History
Media Information

YEAR-BY-YEAR STATISTICS

2022 Record: 62-86 Finish: 5th in Eastern Division

MANAGER - Warren Schaeffer, PITCHING COACH - Frank Gonzales, HITTING COACH - Jordan Pacheco, BENCH COACH - Pedro Lopez

BULLPEN CATCHER - Greg Jones, ATHLETIC TRAINER - Hoshi Mizutani, PHYSICAL PERFORMANCE COACH - Phil Bailey

BATTERS	AVG	G	AB	R	H	2B	3B	HR	RBI	TB	BB	IBB	K	SB	CS	OBP	SLG	OPS	SF	SAC	HBP	E
Bernard, Wynton	.333	108	429	95	143	31	8	21	92	253	39	0	67	30	5	.387	.590	.977	5	0	2	1
*Boswell, Bret	.247	85	287	44	71	15	1	12	34	124	38	0	98	6	1	.340	.432	.772	1	0	3	4
Bouchard, Sean	.300	69	260	61	78	15	6	20	56	165	44	0	70	12	2	.404	.635	1.039	4	0	4	2
Bryant, Kris	.150	6	20	2	3	2	0	0	0	5	2	0	8	0	0	.227	.250	.477	0	0	0	0
Daya, Yonathan	.333	3	12	3	4	0	0	0	1	4	1	0	4	0	0	.385	.333	.718	0	0	0	0
Doyle, Brenton	.389	9	36	8	14	1	2	3	9	28	5	0	13	0	0	.463	.778	1.241	0	0	0	0
Hampson, Garrett	.400	2	10	1	4	1	0	0	5	5	1	0	2	1	0	.455	.500	.955	0	0	0	2
Hatch, LJ	.280	49	161	32	45	6	1	8	21	77	15	0	56	2	1	.352	.478	.830	0	1	3	6
Herron, Jimmy	.266	41	143	30	38	8	2	4	14	62	17	0	32	7	1	.350	.434	.784	1	0	2	1
Hill, Tyler	.273	9	22	3	6	1	1	1	2	12	1	0	6	1	0	.304	.545	.849	0	0	0	0
*Hilliard, Sam	.308	37	133	27	41	5	2	13	32	89	21	0	39	4	1	.405	.669	1.074	2	0	2	0
*Holder, Kyle	.197	45	152	13	30	4	1	2	11	42	15	0	43	0	1	.276	.276	.552	1	0	2	3
Lopes, Tim	.271	70	266	52	72	15	3	9	34	120	23	0	69	10	5	.333	.451	.784	4	1	4	7
MacIver, Willie	.143	6	21	1	3	0	0	0	0	3	2	0	8	0	0	.217	.143	.360	0	0	0	0
Montero, Elehuris	.310	65	255	44	79	10	2	15	54	138	27	0	63	4	2	.392	.541	.933	4	0	10	8
Montes, Coco	.274	111	420	82	115	27	4	20	77	210	50	0	131	13	1	.359	.500	.859	2	0	7	12
Morales, Jonathan	.308	86	308	34	95	11	0	9	46	133	37	0	57	0	0	.385	.432	.817	4	0	4	7
Nuñez, Dom	.223	62	247	36	55	13	3	5	29	89	34	0	70	1	1	.319	.360	.679	2	0	2	7
Pérez, Carlos	.254	117	456	75	116	28	1	31	87	239	54	0	100	1	1	.341	.524	.865	4	0	8	2
Peterson, D.J.	.249	89	313	51	78	19	0	20	66	157	37	0	98	1	0	.342	.502	.844	2	0	8	5
*Schebler, Scott	.243	57	214	32	52	5	5	7	28	88	17	0	69	3	0	.307	.411	.718	3	0	4	0
Serven, Brian	.273	23	77	18	21	3	0	5	11	39	16	0	15	0	0	.406	.506	.912	1	0	2	5
Snyder, Taylor	.194	38	129	17	25	3	1	4	14	42	8	0	63	2	0	.239	.326	.565	1	0	0	7
Toglia, Michael	.333	17	66	11	22	7	0	7	17	50	9	0	22	0	1	.413	.758	1.171	0	0	0	0
Uvare, Ezequiel	.333	5	21	3	7	0	0	1	2	10	2	0	2	0	0	.391	.476	.867	0	0	0	2
Trejo, Alan	.296	67	274	46	81	20	1	16	52	151	10	0	64	2	2	.351	.551	.882	3	0	6	8
Vlade, Ryan	.249	99	369	64	92	15	4	5	38	130	52	0	69	10	6	.345	.352	.697	4	1	4	3
Welker, Colton	.324	10	37	9	12	1	0	2	7	19	6	0	7	0	0	.422	.514	.936	1	0	1	1
TOTALS	.273	148	5138	894	1402	266	48	240	839	2484	583	0	1345	109	30	.353	.483	.836	49	3	78	110

PITCHERS	W-L	ERA	G	GS	CG	SHO	SV	SVO	IP	H	R	ER	HR	HB	BB	IBB	K	BK	WP	DP	WHIP	AVG	
*Allen, Logan	1-3	6.43	6	0	0	0	0	0	28.0	33	20	8	2	9	0	25	0	1	0	1.50	.297		
Bird, Jake	2-2	2.77	22	0	0	0	2	4	26.0	16	10	8	3	3	9	0	34	0	1	2	0.96	.170	
*Blach, Ty	1-5	4.50	42	0	0	0	0	0	36.0	44	23	18	3	0	8	0	20	0	0	5	1.44	.301	
*Bowden, Ben	0-2	8.22	15	1	0	0	0	0	7.2	6	7	7	1	0	6	0	11	0	3	0	1.57	.222	
Cozart, Logan	1-0	9.82	27	0	0	0	1	1	25.2	37	20	28	9	2	14	0	30	0	1	2	1.99	.339	
Davis, Noah	0-0	1.93	1	1	0	0	0	0	4.2	6	1	1	0	0	2	0	2	0	0	3	1.71	.375	
Dennis, Matt	5-5	7.00	32	6	0	0	0	2	79.2	104	64	62	15	14	38	0	52	1	3	10	1.78	.323	
Duncan, Frank	0-2	17.58	6	6	0	0	0	0	14.1	37	29	28	4	3	12	0	14	0	0	2	3.42	.463	
Feltner, Ryan	5-1	3.83	11	11	0	0	0	0	51.2	49	25	22	5	2	18	0	60	0	0	2	1.30	.246	
Fernandez, Julian	2-5	6.63	58	0	0	0	1	3	57.0	54	46	42	15	6	32	0	65	2	11	3	1.51	.243	
Gaddis, Will	0-0	10.24	6	0	0	0	0	0	9.2	16	12	11	1	1	4	0	4	0	0	3	2.07	.372	
Gilbreath, Lucas	1-1	9.64	5	0	0	0	0	0	4.2	8	5	5	0	1	2	0	6	0	0	0	2.14	.364	
Gold, Brandon	6-8	7.25	29	22	0	0	0	0	108.0	146	88	87	30	5	45	0	73	0	3	12	1.77	.322	
Goudeau, Ashton	0-7	9.51	20	15	0	0	0	1	64.1	101	71	68	15	3	33	0	44	2	3	9	1.93	.357	
Griep, Nate	0-1	9.64	29	0	0	0	0	2	23.1	34	25	25	8	1	20	0	19	0	1	5	2.31	.343	
Hammer, J.D.	1-1	5.94	53	0	0	0	0	1	47.0	52	35	31	9	0	30	1	47	0	2	6	1.74	.283	
Holder, Heath	2-0	7.91	32	0	0	0	0	0	38.2	38	34	34	8	24	0	47	0	2	0	1.60	.255		
Kauffman, Karl	4-5	6.05	13	13	0	0	0	0	64.0	70	48	43	11	3	45	1	60	0	3	9	1.80	.272	
*Kennedy, Nick	1-2	8.71	42	0	0	0	0	2	41.1	62	43	40	7	5	27	1	30	0	5	5	2.15	.346	
Kuhl, Chad	1-0	0.00	1	1	0	0	0	0	5.0	3	0	0	0	0	4	0	6	0	0	1	1.40	.176	
Lambert, Peter	0-2	6.23	4	4	0	0	0	0	8.2	11	6	6	0	1	6	0	11	0	0	0	1.96	.314	
Lawrence, Justin	1-0	3.07	28	0	0	0	1	5	29.1	17	11	10	2	2	13	0	49	0	2	1	1.02	.165	
Lee, Zach	4-6	5.14	64	0	0	0	12	17	61.1	62	41	35	7	1	27	2	62	1	0	6	1.45	.259	
Matthews, Brett	0-0	0.00	1	0	0	0	0	0	0.2	0	0	0	0	0	2	0	0	0	0	1	3.00	.000	
Neal, Zach	6-6	6.87	29	21	0	0	0	1	116.2	146	92	89	28	7	28	0	95	2	3	14	1.49	.302	
Oswalt, Corey	0-2	7.63	4	4	0	0	0	0	15.1	23	13	13	7	1	4	0	9	0	0	2	1.76	.343	
*Overton, Dillon	2-7	8.60	12	11	0	0	0	0	45.0	65	49	43	11	3	16	0	39	0	2	2	1.80	.335	
Paguero, Joel	1-0	5.19	18	0	0	0	1	3	17.1	24	10	10	2	1	11	2	19	0	1	1	2.02	.329	
Pint, Riley	0-1	3.00	3	0	0	0	0	0	3.0	3	1	1	0	0	2	0	3	0	1	1	1.67	.273	
*Poulin, PJ	3-0	8.10	21	0	0	0	0	3	20.0	31	21	18	4	2	13	2	24	0	2	2	2.20	.360	
Schilling, Garrett	0-1	45.00	1	1	0	0	0	0	1.0	5	5	5	1	0	1	0	0	0	0	0	6.00	.625	
Senzateia, Antonio	1-0	5.00	2	2	0	0	0	0	9.0	12	5	5	2	1	2	0	1	0	1	0	3	1.56	.343
Sheffield, Jordan	0-0	11.12	27	1	0	0	0	2	22.2	32	32	28	12	0	20	0	19	0	2	4	2.29	.337	
Smith, Chad	1-2	3.09	32	0	0	0	0	12	14	35.0	27	13	12	6	0	11	1	40	0	3	5	1.09	.216
Smith, Riley	4-7	8.06	19	17	1	0	0	0	92.2	136	86	83	18	1	25	0	80	0	4	4	1.74	.345	
Stephenson, Robert	0-0	9.00	1	0	0	0	0	0	1.0	0	0	0	0	0	0	0	0	0	0	0	0.00	.000	
Todd, Reagan	6-3	5.24	49	0	0	0	0	0	46.1	44	32	27	5	3	28	4	61	0	5	4	1.55	.247	
Ureña, José	0-1	7.29	5	5	0	0	0	0	21.0	33	18	17	1	1	12	0	14	0	1	5	2.14	.375	
TOTALS	62-86	6.89	148	148	1	2	30	62	1282.2	1587	1051	982	258	83	593	14	1174	9	67	135	1.70	.303	



Organization
2024 Isotopes
2023 In Review
Colorado Rockies
Opponents
Isotopes Records
Copa
ABQ Pro Baseball
History
Media Information

2023 Record: 68-82 (27-48 first half, 41-34 second half) Finish: 10th (first half), 3rd (second half)

MANAGER - Pedro Lopez, PITCHING COACH - Chris Michalak, HITTING COACH - Jordan Pacheco, BENCH COACH - Bobby Meacham
 BULLPEN CATCHER - Max Schell, ATHLETIC TRAINER - Hoshi Mizutani, PHYSICAL PERFORMANCE COACH - Mason Roof

BATTERS	AVG	G	AB	R	H	2B	3B	HR	RBI	TB	BB	IBB	K	SB	CS	OBP	SLG	OPS	SF	SAC	HBP	E
Alfaro, Jorge	.357	3	14	2	5	0	0	1	3	8	0	0	5	0	0	.357	.571	.928	0	0	0	0
Bernal, Winton	.329	66	277	56	91	17	1	8	34	134	26	0	51	26	4	.388	.484	.872	2	0	2	4
*Blackmon, Charlie	.300	2	10	2	3	2	0	0	1	5	1	0	1	0	0	.300	.500	.800	0	0	0	1
Boone, Trevor	.328	42	151	24	36	7	6	4	25	67	18	0	71	1	1	.326	.444	.770	3	0	3	3
Bouchard, Sean	.222	16	54	11	12	2	0	1	6	17	17	0	14	5	0	.408	.315	.723	0	0	0	0
Bryant, Kris	.250	1	4	1	1	0	0	0	1	1	0	2	0	0	0	.400	.250	.650	0	0	0	0
Carreras, Julio	.255	16	51	8	13	3	0	1	7	19	10	0	14	1	2	.371	.373	.744	1	0	0	0
Cope, Daniel	.319	42	141	22	45	10	0	4	29	67	20	0	46	0	9	.401	.475	.876	4	0	2	1
Cordova, Jose	.200	2	5	0	1	1	0	0	2	2	0	0	1	0	0	.200	.400	.600	0	0	2	0
Datres, Kyle	.222	9	27	5	6	0	2	0	4	10	4	0	14	0	1	.313	.370	.683	1	0	0	0
Daza, Yonathan	.305	39	164	22	50	10	1	2	19	68	9	0	24	4	3	.350	.415	.765	3	1	4	1
Doyle, Brenton	.306	12	49	12	15	1	0	5	8	31	8	0	19	1	0	.404	.633	1.037	0	0	0	0
Fulford, Braxton	.500	3	8	3	4	2	0	1	4	9	2	0	2	0	0	.600	1.125	1.725	0	0	0	0
Goodman, Hunter	.371	15	62	15	23	6	0	9	33	56	4	0	17	0	1	.418	.903	1.321	0	0	1	1
Greiner, Grayson	.186	20	70	10	13	4	0	1	8	20	6	0	32	0	1	.269	.286	.555	0	1	2	1
*Hannah, Jameson	.267	18	60	8	16	1	0	0	11	17	8	0	11	4	1	.348	.283	.631	1	1	0	0
Herron, Jimmy	.296	128	456	106	135	27	4	19	83	227	69	1	103	33	5	.395	.498	.893	5	0	9	2
*Jones, Nolan	.356	39	149	38	53	13	2	12	42	106	33	0	43	5	0	.481	.711	1.192	1	0	4	3
Kaiser, Connor	.238	90	307	64	73	14	5	9	39	124	52	0	96	16	3	.353	.404	.757	1	0	3	6
MacIver, Willie	.252	49	163	32	41	10	2	3	24	64	32	0	56	10	4	.383	.393	.776	2	0	4	6
*Montaño, Daniel	.237	75	270	39	64	13	7	8	46	115	46	0	91	2	0	.350	.426	.776	2	0	2	2
Montes, Elehuris	.359	35	142	32	51	6	0	15	48	102	14	0	28	0	1	.411	.718	1.129	5	0	2	0
Montero, Cocos	.317	107	436	96	138	26	5	22	89	240	59	0	130	11	6	.400	.550	.950	6	0	6	9
*Morales, Jonathan	.258	93	357	44	92	17	1	14	61	153	33	0	55	1	0	.317	.429	.746	6	0	1	3
*Quinn, Roman	.219	23	73	9	16	5	1	2	15	29	10	0	31	9	1	.326	.397	.723	1	2	2	1
Rodgers, Brendan	.350	5	20	3	7	2	0	1	1	12	1	0	2	0	0	.381	.600	.981	0	0	0	0
Romo, Drew	.353	4	17	2	6	1	1	0	3	9	0	0	4	0	0	.389	.529	.918	0	0	1	1
Schunk, Aaron	.290	116	458	71	133	24	6	14	77	211	44	2	122	12	7	.350	.461	.811	5	0	1	15
Serven, Brian	.199	38	151	14	30	5	0	5	20	50	8	0	51	0	0	.241	.331	.572	2	0	1	2
Stovall, Hunter	.278	106	385	72	107	18	4	8	51	157	39	0	62	15	6	.347	.408	.755	3	2	3	9
Tioga, Michael	.256	78	308	57	79	15	2	16	64	146	53	0	82	3	1	.368	.474	.842	3	0	3	3
Torrealba, Yorvis	.259	20	56	7	15	2	0	1	8	20	4	0	13	4	1	.328	.345	.673	0	0	2	0
Troje, Alan	.370	12	46	9	17	4	1	1	4	26	7	0	12	2	1	.463	.565	1.028	0	0	1	3
*Tucker, Cole	.280	70	268	57	75	17	1	5	35	109	49	0	67	7	4	.328	.345	.673	2	1	1	3
TOTALS	.280	150	5244	959	1469	286	52	192	907	2435	689	5	1378	173	54	.366	.464	.830	59	8	60	94

PITCHERS	WL	ERA	G	GS	CG	SHO	SV	SVO	IP	H	R	ER	HR	HB	BB	IBB	K	BK	WP	D	WHIP	AVG	
*Abad, Fernando	3-2	3.86	26	0	0	0	0	3	4	30.1	23	13	4	0	3	0	32	1	0	2	0	1.86	205
Adams, Chance	2-0	3.86	31	0	0	0	1	4	32.2	35	15	14	4	2	10	0	21	1	0	3	3	1.88	278
*Allen, Logan	1-0	7.20	24	0	0	0	0	0	45.0	66	41	36	8	1	28	0	50	0	1	6	2	0.9	338
Anderson, Chase	0-0	4.76	2	2	0	0	0	0	5.2	7	3	3	1	0	5	0	2	0	0	1	1	2.12	350
Bard, Daniel	0-0	0.00	1	0	0	0	0	0	1.0	1	0	0	0	0	0	0	3	0	0	0	0	1.00	250
*Blach, Ty	3-1	4.40	11	5	0	0	0	0	30.2	36	15	15	2	0	8	0	27	0	0	4	1	1.43	290
*Braymer, Ben	1-7	9.75	16	15	0	0	0	1	60.0	91	75	65	17	4	33	0	42	0	2	5	2	0.7	342
*Briber, Justin	1-1	5.59	9	1	0	0	0	1	9.2	7	6	6	1	1	1	0	4	0	10	0	0	1.14	206
Calvo, Blair	2-3	7.43	24	0	0	0	3	6	23.0	29	22	19	3	5	10	0	32	0	5	1	1	1.70	299
Carasiti, Matt	2-1	3.33	25	0	0	0	2	2	27.0	28	10	10	1	1	12	0	26	0	2	3	1	1.48	269
Cessa, Luis	0-2	8.44	6	6	0	0	0	0	21.1	30	20	20	5	0	10	0	19	0	0	0	0	1.88	333
Criswell, Jeff	5-10	7.51	29	26	0	0	0	0	121.0	140	105	101	32	5	71	2	135	0	8	6	1	1.74	286
Darnell, Dugan	2-0	6.04	18	0	0	0	0	2	25.1	31	18	17	7	2	9	1	24	0	0	2	0	1.58	287
Davis, Noah	1-4	4.50	14	14	0	0	0	0	60.0	52	34	30	7	12	35	0	45	0	3	9	1	1.45	242
Dovle, Tommy	4-4	3.41	33	0	0	0	8	10	37.0	29	18	14	5	1	18	2	41	1	3	2	1	1.27	213
Feltner, Ryan	0-1	2.45	2	2	0	0	0	0	7.1	6	2	2	0	0	0	4	0	6	0	0	1	1.36	231
Flexen, Chris	1-0	0.96	2	2	0	0	0	0	9.1	5	1	1	1	0	5	0	11	0	0	0	0	1.07	156
Gaddis, Willi	0-0	12.66	14	0	0	0	0	1	21.1	43	33	30	6	6	23	0	8	0	2	6	3	0.9	434
Gordon, Tanner	1-1	4.31	6	6	0	0	0	0	31.1	34	17	15	4	4	10	0	34	0	0	0	0	1.40	264
Hollowell, Gavin	0-0	3.47	19	0	0	0	2	2	23.1	23	9	9	2	1	0	0	27	0	2	1	1	1.41	250
Johnston, Kyle	1-0	7.23	13	0	0	0	0	1	18.2	25	17	15	4	4	19	0	14	0	4	4	2	0.36	342
Jones, Stephen	2-3	13.79	29	0	0	0	2	5	31.1	56	49	48	7	3	24	0	34	0	1	1	2	0.55	389
Justice, Evan	0-1	8.23	13	0	0	0	0	1	13.0	8	9	9	1	3	12	0	19	0	2	0	0	1.54	174
Kaufmann, Karl	3-5	6.43	19	19	0	0	0	0	92.1	125	71	66	11	5	42	0	61	1	1	5	15	1.81	328
*Kennedy, Nick	2-0	5.65	30	0	0	0	0	1	3	36.2	40	24	23	2	5	28	0	27	0	4	7	1.85	278
Kinley, Tyler	0-0	2.08	4	0	0	0	0	0	4.1	3	1	1	0	0	3	0	7	0	1	1	0	1.58	188
*Kitchen, Austin	0-0	54.00	2	0	0	0	0	1	1.0	5	6	6	1	1	1	0	0	0	0	0	0	6.00	625
Koch, Matt	1-2	7.27	29	1	0	0	0	2	4	34.2	45	29	28	7	11	0	34	0	2	4	1	1.62	317
Lambert, Peter	0-2	4.15	7	7	0	0	0	0	21.2	20	12	10	1	0	1	0	14	0	1	0	1	1.27	244
Larnet, Dimelson	0-0	0.84	3	3	0	0	0	0	10.2	6	1	1	0	0	1	0	11	0	0	0	2	0.66	171
*Lingos, Eli	4-2	5.01	32	0	0	0	0	3	50.1	53	31	28	8	1	28	0	37	0	1	10	1	1.61	283
McGowan, Bryce	0-0	9.00	1	0	0	0	0	0	1.0	2	1	1	0	0	1	0	1	0	1	0	1	3.00	400
Mears, Nick	4-1	6.08	24	0	0	0	1	3	23.2	16	18	16	1	1	22	3	39	0	3	2	1	1.61	193
Peterson, Michael	1-1	3.68	22	0	0	0	1	2	22.0	23	10	9	2	2	17	0	21	1	2	1	2	1.62	280
Pint, Riley	3-4	6.12	47	0	0	0	0	3	57.1	43	44	39	3	8	57	0	85	0	14	6	1	1.74	210
*Poulin, PJ	3-3	5.44	32	0	0	0	0	1	49.2	58</													

SINGLE-GAME TEAM RECORDS

TEAM BATTING

Most Runs	23 - (2x) last 4/21/19 vs. Tacoma (23-2)
Most Runs, Both Clubs	34 - 4/30/08 vs. Las Vegas (18-16)
Most Runs, Inning	11 - (5x) last - 4/20/14 at Salt Lake (1st Inn)
Most Hits	25 - 6/24/17 vs. El Paso (14 Inn)
Most Hits, 9 Inn	24 - (4x) last - 8/13/17 vs. Fresno
Most Hits, Both Clubs	43 - (3x) last 6/24/17 vs. El Paso (14 inn.)
Most Hits, Inning	10 - (4x) last - 4/20/14 at Salt Lake (1st inn.)
Most Doubles	9 - (2x) last 8/24/19 vs. Fresno
Most Triples	4 - (4x) last - 5/30/19 vs. Reno
Most Home Runs	8 (2x) - 6/15/22 vs. Salt Lake, 6/25/22 at Las Vegas
Most Home Runs, Inn	4 - (3x) last - 8/9/11 vs. Salt Lake (7th inn.)
Most Extra-Base Hits	13 - (2x) last - 5/16/23 vs. Tacoma
Most Stolen Bases	8 - 6/26/03 at New Orleans
Most Walks	14 - 6/15/13 vs. Memphis
Most Strikeouts	23 - 7/16/06 vs. Iowa (17 inn.)
Most Combined Strikeouts	32 (17 by ABQ) - 5/12/14 at El Paso
Most Strikeouts, 9 Inn	18 - 5/18/18 vs. Reno
Most Cons. Games w/HR	18 - 8/9-8/28/22
Most Cons. Games no HR	8 - (2x) last - 4/7-4/14/16
Most Left On Base	18 - 4/12/03 vs. Oklahoma (10 inn.)
Most Left On Base, 9 Inn	16 - (3x) last - 6/29/21 vs. Tacoma
Fewest Left On Base, 9 Inn	0 - (3x) last - 6/27/21 vs. Tacoma
Most Total Bases	47 - 6/25/22 at Las Vegas
Most At-Bats	63 - 6/24/17 vs. El Paso (14 inn.)
Most At-Bats, 9 Inn	48 - 5/15/10 at Salt Lake

TEAM PITCHING

Most Runs Allowed	24 - (2x) last - 5/7/23 vs. Sugar Land
Most Runs Allowed, Inn	11 - 7/30/23 vs. Sacramento (5th)
Most Hits Allowed	31 - 6/22/04 vs. Oklahoma
Fewest Hits Allowed	1 - (10x) last - 8/11/18 at Fresno
Most Doubles Allowed	10 - 8/27/22 vs. Round Rock
Most HRs Allowed	8 - (2x) last - 5/7/23 vs. Sugar Land
Most HRs Allowed, Inn	4 - (3x) last - 8/16/23 vs. El Paso (2nd)
Fewest Walks Allowed	0 - (84x) last - 8/5/23 vs. Las Vegas
Most Walks Allowed	13 - (3x) last 4/25/19 at Salt Lake
Most Walks Allowed, 9 Inn	13 - (2x) last 4/25/19 at Salt Lake
Most Stolen Bases Allowed	7 - 8/19/22 at Tacoma
Most Strikeouts	18 - 5/10/15 at Sacramento
Most Strikeouts, 9 Inn	17 - (2x) last - 6/14/23 at Tacoma
Most Wild Pitches	5 (2x) - last - 7/6/23 at Oklahoma City
Most Cons. Scoreless IP	27.0 - 6/12-6/15/09

MISCELLANEOUS RECORDS

Winning Streak	9 - (3x), 9/5/04-4/13/05, 4/18-4/27/06, 7/8-7/19/16
Losing Streak	13 - 6/17-6/30/16
Home Winning Streak	10 - 6/25-7/24/09
Road Winning Streak	9 - 7/7-7/30/03
Home Losing Streak	10 - 8/24-9/10/22
Road Losing Streak	10 - 7/28-8/15/04, 6/26 (G2) - 7/9/08
Longest Game (Time)	5:35 - 6/24/17 vs. El Paso - (14 inn.)
Longest Game (Time), 9 Inn	4:09 - 6/15/13 vs. Memphis
Longest Game (Innings)	18 - 7/14/13 at Iowa
Shortest Game (Time)	1:29 - 6/18/22 vs. Salt Lake - G2 (7 inn.)
Shortest Game (Time) 9 Inn	1:35 - 9/1/08 at Round Rock
Largest Winning Margin	21 - (2x) last 4/21/19 vs. Tacoma (23-2)
Largest Losing Margin	20 - 6/22/04 vs. Oklahoma (4-24)
Largest Deficit Overcome	11 - 8/7/10 vs. Sacramento (1-12)
Largest Lead Loss	9 - 9/1/10 vs. Iowa (12-3)
Most Errors	6 - (3x), last 4/30/15 vs. Salt Lake
Most Cons. Games Without An Error	14 - 7/8-7/24/21 (G2)
Most Players Used	21 - 7/14/13 at Iowa (18 inn.)
Longest Combined Scoreless Game	Through top of 12th inning; 5/1/16 at Reno

ALL-TIME RECORD ON....

	OVERALL	HOME	ROAD		OVERALL	HOME	ROAD
<i>Opening Day</i>	11-9	6-3	5-6	<i>Summer Solstice</i>	8-12	3-4	5-8
<i>Home Openers</i>	14-6	14-6	-	<i>Independence Day</i>	12-7	8-3	4-4
<i>Easter Sunday</i>	6-6	4-3	2-3	<i>Labor Day</i>	8-10	3-3	5-7
<i>Cinco de Mayo</i>	9-11	6-6	3-5	<i>Home Finale</i>	13-7	13-7	-
<i>Mother's Day</i>	8-12	3-6	5-6	<i>Penultimate Game</i>	11-9	5-3	6-6
<i>Memorial Day</i>	6-11	4-2	2-9	<i>Season Finale</i>	10-10	5-3	5-7
<i>Father's Day</i>	12-8	9-3	3-5	<i>Friday the 13th</i>	9-7	4-3	5-4



INDIVIDUAL BATTING

Most At-Bats 8 - (13x), last - R. McMahon, M. Tauchman, D. Brown, C. Adames, 6/24/17 vs. El Paso (14 inn.)
 Most At-Bats, 9 Inn 6 - many times, last Aaron Schunk, 9/14/23 at El Paso (21 times in 2023)
 Most Runs 5 - (3x) last - Ryan Vilade, 6/15/22 vs. Salt Lake
 Most Hits 5 - (27x) last - Jonathan Morales, 9/9/23 vs. Reno
 Most Doubles 3 - (28x) last - Alan Trejo, 8/26/22 vs. Round Rock
 Most Triples 2 - (23x) last - Aaron Schunk, 8/23/23 at Oklahoma City
 Most Home Runs 3 - (12x) last - Michael Tolia, 8/27/22 vs. Round Rock
 Most Home Runs, Inning 2 - Drew Weeks, 7/11/19 at El Paso
 Most RBI 8 - (3x) last - Roberto Ramos, 4/21/19 vs. Tacoma
 Most Stolen Bases 4 - (2x) last - Wynton Bernard, 8/22/23 at Oklahoma City
 Most Walks 4 - (11x) last - Sean Bouchard, 8/22/23 at Oklahoma City
 Most Strikeouts 6 - Lucas May, 7/19/10 at Nashville (13 inn.)
 Most Hit-By-Pitches 3 - (3x) last - Jordan Patterson, 6/17/18 vs. Nashville**
 Most Total Bases 14 - (2x) last - Noel Cuevas, 4/10/19 at Reno
 Longest Hitting Streak 28 - Mike Tauchman, 8/12/16-4/9/17
 Most Cons. Games with HR 7 - Dallas McPherson, 6/18 (G2) - 6/27/08 (G1)**
 Most Cons. At-Bats with a hit 9 - Ryan McMahon, 6/14 - 6/16/17

INDIVIDUAL PITCHING

Most Earned Runs Allowed 16 - Tim Sexton, 7/24/11 vs. New Orleans
 Fewest Hits, CG, 9 Inn 3 - Les Walrond, 6/19/05 at Memphis, Daniel Barone, 7/31/08 at Portland
 Fewest Hits, CG 1 - Scott Elbert, 6/25/09 vs. Nashville (6 Inn)
 Most Walks 8 - (2x) last - Stephen Fife, 4/22/12 at Oklahoma City
 Most Strikeouts 13 - James McDonald, 6/14/09 at Round Rock
 Most Strikeouts (Relief) 10 - Randy Keisler, 6/21/11 vs. Oklahoma City (6.0 Inn)
 Most Home Runs Allowed 5 - (2x) last Tim Melville, 7/23/19 at Salt Lake
 Most Stolen Bases Allowed 7 - 8/19/22 at Tacoma
 Most Innings Pitched (Start) 9.0 - (20x), last - Dana Eveland, 7/28/11 at Omaha
 Most Innings Pitched (Relief) 7.0 - Sam Howard, 8/27/17 vs. Salt Lake
 Shortest Outing (Start) 0.0 - (2x), last - Yency Almonte, 8/19/17 at Sacramento
 ** - Tied PCL Record

ISOTOPES STARTING PITCHER 10+ STRIKEOUT GAME (34)

2003 (1) Scott Sanders (11), 7/29 at NAS	Scott Elbert (10), 4/9 at OKC	2016 (1) Jeff Hoffman (11), 6/19 vs. REN
2004 (1) Aaron Small (12), 5/25 vs. TUC	Seth Etherton (11), 5/27 vs. REN	2017 (4) Ryan Carpenter (10), 6/20 at SAC
2005 (1) Travis Smith (10), 8/23 at RR	Edgar Gonzalez (10), 8/26 vs. OKC	Ryan Carpenter (11), 7/1 at TAC
2006 (2) Renyel Pinto (10), 6/24 at MEM	Tim Corcoran (12), 6/4 at NAS	Sam Howard (10), 7/4 vs. SAC
Jeff Fulchino (10), 8/26 at RR	2011 (1) Randy Keisler (10), 6/21 vs. OKC	Ryan Carpenter (11), 8/28 vs. REN
2007 (1) Rick Vanden Hurk (12), 7/12 at NO	2012 (2) John Ely (11), 5/10 at TAC	2018 (1) Jeff Hoffman (10), 5/17 vs. REN
2009 (4) James McDonald (10), 6/8 vs. OKC	Stephen Fife (12), 7/22 vs. IOW	2019 (4) Jeff Hoffman (10), 5/4 at TAC
Giancarlo Alvarado (11), 6/11 at RR	2013 (2) Jonathan Sanchez (10), 7/23 at NAS	Jeff Hoffman (10), 5/11 at FRE
James McDonald (13), 6/14 at RR	Matt Magill (10), 7/24 at NAS	Peter Lambert (10), 5/24 at LV
Charlie Haeger (12), 7/23 at RR	2014 (2) Matt Magill (10), 5/12 at ELP	Tim Melville (10), 7/28 vs. SL
2010 (4)	Carlos Frias (10), 6/16 vs. NO	2022 (2) Ryan Feltner (10), 4/22 at RR
	2015 (1) Boone Whiting (11), 8/26 vs. OKC	Karl Kauffmann (11), 9/9 vs. ELP

LOWEST SCORING GAMES AT RIO GRANDE CREDIT UNION FIELD AT ISOTOPES PARK

<i>One Combined Run</i>			<i>Three Combined Runs</i>			<i>Three Combined Runs (cont.)</i>		
August 10, 2004	Fresno	W 1-0 (7)	May 2, 2003	Salt Lake	L 1-2	June 15, 2015	El Paso	W 3-0
June 23, 2009	Nashville	W 1-0	June 24, 2003	Edmonton	W 2-1	August 25, 2016	El Paso	W 3-0
July 6, 2013	Iowa	W 1-0 (7)	July 18, 2003	Tacoma	W 3-0	August 12, 2017	Fresno	L 1-2 (7)
May 26, 2014	Reno	L 0-1	June 3, 2004	New Orleans	W 2-1	August 31, 2017	Reno	W 3-0
July 22, 2014	Fresno	L 0-1 (5)	July 24, 2004	Omaha	L 0-3 (7)	July 7, 2018	Tacoma	L 1-2
Two Combined Runs			September 4, 2004	Oklahoma	L 1-2	August 24, 2018	Reno	W 2-1
June 26, 2009	Nashville	W 2-0	June 11, 2006	Memphis	L 1-2	June 3, 2021	Las Vegas	W 2-1
April 17, 2010	Omaha	L 0-2	May 25, 2010	Reno	L 0-3	Sept. 24, 2023	Oklahoma City	W 2-1
May 26, 2010	Reno	W 2-0	July 17, 2010	Round Rock	W 3-0	TOTAL GAMES: 38		
August 13, 2013	Salt Lake	L 0-2	June 9, 2012	Memphis	W 2-1	ALL-TIME RECORD IN LOW-SCORING		
June 9, 2014	Round Rock	L 0-2	April 29, 2013	Memphis	W 2-1	GAMES: 23-15		
June 28, 2014	Reno	L 0-2	August 28, 2013	Round Rock	W 2-1 (11)			
July 4, 2017	Sacramento	W 2-0	April 17, 2014	El Paso	W 2-1			
July 5, 2018	Tacoma	W 2-0	April 10, 2015	Reno	W 2-1 (10)			
September 14, 2022	OKC	W 2-0 (7)	May 31, 2015	Omaha	L 1-2			
			June 1, 2015	Omaha	L 1-2			



ALL-TIME 5-HIT GAME / 3 DOUBLE GAME

Isotopes All-Time 5-Hit Games

Date	Player	Opponent	Notes
5/20/04	Derek Wathan	at Las Vegas	5-for-6, double, 2 RBI
8/8/06	Tom Wilson	at Colorado Springs	5-for-6, home run, 5 RBI
6/14/08	John Gall	vs. Omaha	5-for-5, 3 doubles, 3 RBI
7/22/08	Tommy Murphy	vs. Sacramento	5-for-6, 5 singles, 2 RBI
8/21/08	Robert Andino	vs. New Orleans	5-for-6, 2 singles, double, triple, home run, 2 RBI – hit for cycle
7/27/09	Tony Abreu	vs. Iowa	5-for-5, double, home run, 3 RBI
5/11/10	John Lindsey	at Colorado Springs	5-for-5, double, triple, 1 RBI
6/12/11	Trayvon Robinson	vs. Nashville	5-for-6, double, 4 RBI
7/18/11	Russ Mitchell	vs. Oklahoma City	5-for-5, double, home run, 2 RBI
8/9/11	Jamie Hoffmann	vs. Salt Lake	5-for-5, double, home run, 5 RBI
8/20/12	Jerry Sands	vs. New Orleans	5-for-6, 1 double. Final game of then team-record, 21-game hitting streak
4/29/14	Mike Baxter	vs. Salt Lake	5-for-5, 3 singles and 2 triples
6/16/17	Ryan McMahon	vs. Fresno	5-for-6, 1 single, 2 doubles, 2 home runs, 3 runs scored, 7 RBI
6/24/17	Cristhian Adames	vs. El Paso	5-for-8, 3 singles, 2 home runs, 3 runs scored, 2 RBI (14-inn contest)
6/24/17	Ryan McMahon	vs. El Paso	5-for-8, 3 singles, 2 doubles, 2 runs scored, 1 RBI (14-inn contest)
6/22/18	Garrett Hampson	at Fresno	5-for-5, 5 singles, 3 runs scored, 1 RBI, 2 stolen bases
4/10/19	Noel Cuevas	at Reno	5-for-5, 1 single, 1 double, 1 triple, 2 home runs, 5 RBI, 5 runs, hit for cycle
7/14/19	Pat Valaika	at El Paso	5-for-5, 2 singles, 1 double, 2 home runs, 6 RBI
7/28/19	Yonathan Daza	vs. Salt Lake	5-for-5, 4 singles, 1 double
7/4/21	Taylor Motter	vs. El Paso	5-for-5, 3 doubles, 3 RBI
4/14/22	Tim Lopes	vs. Tacoma	5-for-6, triple, 2 RBI
5/1/22	Ryan Vilade	vs. Sacramento	5-for-6, all singles, 3 RBI, raised batting average from .206 to .261
6/12/22	Sean Bouchard	at El Paso	5-for-5, 2 doubles, RBI
9/10/22	Ryan Vilade	vs. El Paso	5-for-5, 4 singles, 1 double, RBI
9/11/22	Wynton Bernard	vs. El Paso	5-for-6, 2 doubles, home run, game-tying HR in 9th, walk-off single in 10th
7/2/23	Jonathan Morales	vs. El Paso	5-for-5, hit for cycle, 3-run triple in 5th, 3-run homer in 8th, seven RBI
9/9/23	Jonathan Morales	vs. Reno	5-for-5, all singles, third Isotope to accomplish feat twice in one season

Isotopes All-Time 3-Double Games

Date	Player	Opponent	Notes
5/8/04	Joe Dillon	vs. Omaha	Helped ABQ rally from a 7-2 deficit to win 12-7
8/23/04	Mike Colangelo	at Colorado Springs	Second double was part of an eight-run sixth inning
6/8/06	Eric Reed	vs. Memphis	4-for-6, 4 hits, 4 runs scored, Topes tied a then-team record with 18 runs
6/11/08	John Gall	vs. Round Rock	4-for-5, benches cleared in seventh inning, four total ejections
6/14/08	John Gall	vs. Omaha	5-for-5, 3 RBI, hit safely in eight straight AB from 6/14-15, setting team record
4/10/09	Xavier Paul	vs. Omaha	3-for-4, second game of the season
7/27/09	Tony Abreu	vs. Iowa	5-for-5, 3 RBI, also connected on leadoff homer to start game
8/14/09	A.J. Ellis	at Las Vegas	3 RBI, two-run double in 10th inning provided winning margin
4/15/10	John Lindsey	vs. New Orleans	4-for-5, HR, 3 RBI
5/15/10	John Lindsey	at Salt Lake	Raised his batting average to .420 (47-for-112) after 29 games
8/7/10	John Lindsey	vs. Sacramento	ABQ won 13-12 after trailing 12-1, biggest comeback in team history
8/27/10	John Lindsey	vs. Oklahoma City	4-for-5, HR, 4 RBI, his fourth four-double game of the 2010 season
5/22/12	Luis Cruz	vs. Fresno	2 RBI, doubled in four straight AB dating to the previous game
8/1/12	Tim Federowicz	vs. Las Vegas	2 RBI
6/21/13	Justin Sellers	at Omaha	4-for-5, 2 RBI, doubled off Yordano Ventura and Will Smith in game game
6/25/13	Damaso Espino	vs. Round Rock	Doubled in three straight innings (7th-9th) incl. walk-off 2-run 2B
7/5/13	Matt Angle	vs. Iowa	Doubled off Jake Arrieta in 1st, game suspended, resumed next day
4/18/14	Griff Erickson	vs. El Paso	4-for-4, HR, 4 RBI, ABQ completed 4-game sweep in first ever series vs. ELP
8/4/14	Mike Baxter	vs. Tacoma	3 RBI
4/9/17	Raimel Tapia	vs. Salt Lake	3 RBI, first Topo of the Rockies era with a 3-double game
7/26/17	Daniel Castro	vs. Omaha	RBI, contributed to 8-run 6th inning in 13-1 win
4/16/18	Tom Murphy	vs. Salt Lake	2 RBI
6/22/18	Raimel Tapia	at Fresno	3-for-5 from leadoff spot, Garrett Hampson was 5-for-5 from 2-hole
5/27/19	Josh Fuentes	vs. Sacramento	First double came off switch-pitcher Pat Venditte
6/8/19	Pat Valaika	at Iowa	Last double was against position player Jacob Hanneman in 12th inning
6/15/21	Rio Ruiz	at Salt Lake	Wrapped up series in SLC batting, 538 (14-for-26)
7/4/21	Taylor Motter	vs. El Paso	5-for-5, won PCL Player of Month in July (.382 with 15 home runs)
7/30/21	Alan Trejo	vs. Salt Lake	Finished with 4 XBH, also tripled in first inning
9/24/21	Elehuris Montero	vs. Reno	Was 4-for-4 after being HBP on helmet in first inning
9/27/21	Josh Fuentes	vs. Reno	ABQ's final home game of season, also hit for cycle four days earlier
8/26/22	Alan Trejo	vs. Round Rock	Was 4-for-5, third to last game at AAA before being called up 9/1



Isotopes Shutouts

Year	Home Record	Road Record	Overall	Notable
2003	1-1	2-8	3-9	
2004	3-2	0-2	3-4	8/10/04 shutout Fresno in both games of DH: 1-0 and 6-0
2005	1-1	3-2	4-3	
2006	4-0	4-6	8-6	5/9-5/10 at Portland: lost 1-0 and 5-0; 5/14-5/15 at Tacoma: won 3-0 and 1-0
2007	1-1	1-5	2-6	6/23 at Iowa: lost 15-0
2008	0-0	4-6	4-6	
2009	3-4	5-9	8-13	6/11-6/12 at Round Rock won 3-0 and 4-0; 6/29-6/30 at Omaha lost 2-0 and 9-0
2010	3-2	3-2	6-4	
2011	1-1	4-5	5-6	
2012	4-0	3-6	7-6	Lost 3-0 and 2-0 at New Orleans on 5/31 and 6/1
2013	2-1	3-3	5-4	
2014	0-6	6-6	6-12	4/26 at Fresno: shutout Fresno in both games of DH: 1-0 and 2-0 wins
2015	1-1	3-9	4-10	Topes shutout 3 straight games lost 3-0 in Game 2 of DH at Round Rock on 5/24, swept in DH at New Orleans 3-0 and 4-0
2016	2-0	3-3	5-3	
2017	3-1	3-7	6-8	8/24 vs. Salt Lake: 1st shutout in 9-inn contest at Isotopes Park in 207 home games
2018	1-2	1-7	2-9	shut out in back-to-back games June 11-13 (off day in between)
2019	1-1	1-7	2-8	First 3 shutouts of season (1W/2L) came against Tacoma
2021	0-2	0-4	0-6	Shut out in back-to-back games 5/29 and 5/30 at Sugar Land
2022	2-1	0-1	2-2	
2023	1-0	2-3	3-3	Three nine-inning shutouts over the final 24 games of the season (8/29, 8/31, 9/22) after not accomplishing the feat over their previous 393 such contests
TOTAL	34-25	51-97	85-122	

Isotopes All-Time Double Digit Run Games (Scored and Allowed)

Year	Scored	Allowed	Record When Scoring	Record When Allowing
2003	16	23	15-1	3-20
2004	18	23	15-3	1-22
2005	17	22	13-4	1-21
2006	17	17	17-0	3-14
2007	19	17	18-1	1-16
2008	22	20	21-1	3-17
2009	18	9	18-0	0-9
2010	27	30	23-4	6-24
2011	24	28	21-3	5-23
2012	29	23	23-6	4-19
2013	21	6	20-1	1-5
2014	18	18	16-2	3-15
2015	12	19	10-2	2-17
2016	7	11	7-0	0-11
2017	16	14	12-4	1-13
2018	25	19	23-2	4-15
2019	22	32	20-2	2-30
2021	18	18	14-4	2-16
2022	25	36	22-3	0-36
2023	25	32	21-4	5-27
TOTAL	396	417	349-47	47-370



SINGLE-SEASON TEAM RECORDS

TEAM BATTING	HIGH	YEAR(S)	LOW	YEAR(S)
Average	.302	2010	.258	2021
Runs	959	2023	662	2016
Hits	1,533	2010	1,115	2016
Doubles	341	2010	248	2016
Triples	79	2017	33	2008
Home Runs	240	2022	110	2013
RBI	907	2023	625	2016
Walks	689	2023	390	2017
Strikeouts	1,378	2023	868	2009
Stolen Bases	178	2003	68	2021
Caught Stealing	79	2003	23	2021
At-Bats	5,244	2023	4,325	2021
TEAM PITCHING	HIGH	YEAR(S)	LOW	YEAR(S)
ERA	6.89	2022	4.05	2013
Complete Games	8	2009	0	2013, 18, 19, 21, 23
Shutouts	8	2006, 09, 12	0	2021
Saves	46	2009	19	2019
Innings Pitched	1,316.2	2023	1,110.0	2021
Hits Allowed	1,587	2022	1,228	2021
Runs Allowed	1,051	2022	638	2013
Earned Runs Allowed	982	2022	567	2013
Home Runs Allowed	258	2022	125	2015
Hit Batsmen	86	2006	38	2015
Walks Allowed	725	2023	421	2016
Strikeouts	1,212	2023	835	2007
Wild Pitches	94	2012	45	2009
Average Against	.309	2019	.263	2009
GENERAL	HIGH	YEAR(S)	LOW	YEAR(S)
Wins	80	2009, 12	58	2021
Losses	86	2022	64	2009, 12
Winning Percentage	.556	2009, 12	.419	2022
Winning/Losing Streaks	9	2006, 16	13	2016
Home Wins	48	2012	31	2014
Home Losses	40	2014, 15	24	2012
Road Wins	38	2009	23	2021
Road Losses	48	2022	34	2009
Extra-Inning Games	16	2010	4	2018
Extra-Inning Wins	10	2010	0	2018
Extra-Inning Losses	8	2004, 06, 17	1	2005
One-Run Games	48	2006	28	2018
One-Run Wins	25	2003, 06	10	2018
One-Run Losses	26	2013	14	2008, 11
Comeback Wins (trailing in 7th or later)	14	2008, 23	6	2016
Last At-Bat Wins	18	2003	6	2013
Walk-Off Wins	11	2006, 15	2	2018
Walk-Off Losses	9	2022	3	2011, 14, 19
Errors	144	2007	94	2016, 23

PITCHING APPEARANCES BY ISOTOPES HITTERS

Date	Player	Opponent	Notes
6/24/17	Rosell Herrera	vs. El Paso	Entered for Domico Brown in the 14th inning, allowing 1 run, 2 hits including a home run in 1.0 IP
6/24/17	Domico Brown	vs. El Paso	Received loss after not recording an out in the 14th inning, allowing 4 hits, 1 BB and 5 runs; 1st professional pitching appearance
8/1/15	Tim Smalling	at Fresno	Topes led 7-6 after Trevor Story RBI double in Top 12. Smalling allowed game-tying leadoff HR to Matt Duffy. Then error by Smalling, sac bunt, and Max Stassi two-run walk-off HR
8/1/15	Jeremy Barfield	at Fresno	Topes ran out of pitchers after 9 innings. Barfield dominant two innings, 1 hit, 0 walks, 4 K, 26 pitches/20 strikes. Was not used for the 12th inning.
8/14/14	Brock Peterson	vs. Memphis	3 up, 3 down, final inning of 17-7 loss
7/6/14	Brock Peterson	vs. Las Vegas	Allowed HR to Cesar Puello for final margin in a 12-1 loss
5/2/14	John Cannon	vs. Fresno	Cannon was the bullpen catcher who happened to be on the active roster. Scoreless 8th, then allowed 1 run in 9th. Threw 41 pitches, 1 BB, 2 K
7/14/13	Elevys Gonzalez	at Iowa	Final inning of 5-1 win in 18 innings. Got the win & scored the go-ahead run in the top of the inning.
8/20/12	Josh Fields	vs. New Orleans	1.0 IP, 3 H, 1 R, 1 K -- in 20-10 loss (same game Jerry Sands went 4-for-5 in what turned out to be final game of his 21-game hitting streak)
8/30/10	Travis Denker	vs. Iowa	Entered in 9th, down 15-5. In order: single, HBP, GR 2B, 2B, HR, HBP. Taken out and P Juan Perez records final three outs
8/2/10	Elian Herrera	at New Orleans	Down 8-1 in 8th, allowed 3 H, 2 R, including HR to Scott Cousins in eventual 10-1 loss
5/31/10	Ramon Nivar	at Memphis	1.0 IP, 1 HR to Daniel Descalso -- in 11-0 loss
5/7/10	Timo Perez	vs. Nashville	1.0 IP, 0 R -- in 11-1 loss
8/29/08	Andrew Beattie	at Round Rock	1.0 IP, 1 K -- in 12-2 loss
4/27/08	Andrew Beattie	at Oklahoma	1.0 IP, 1 H, 1 R, 2 BB -- in 15-5 loss
8/30/07	Josh Labandeira	at Round Rock	1.0 IP, 0 R, 2 K -- in 13-5 loss; pitched twice in 2008 for Durham and ruined his 0.00 ERA
8/22/07	Josh Labandeira	vs. Memphis	Entered down 20-5, pitched scoreless 9th. Topes scored 7 in bottom ninth, still lost 20-12
5/17/03	Anthony Iapoco	vs. Nashville	1.0 IP, 0 R -- in 15-4 loss
5/6/03	Anthony Iapoco	at Tucson	1.0 IP, 0 R -- in 11-1 loss



SINGLE-SEASON INDIVIDUAL RECORDS

Organization
2024 Isotopes
2023 In Review
Colorado Rockies
Opponents
Isotopes Records
Copa
ABQ Pro Baseball
History
Media Information

INDIVIDUAL BATTING		PLAYER	YEAR
Average	.364	Yonathan Daza	2019
Games	143**	Josh Wilson	2005
At Bats	598**	Robert Andino	2007
Runs	109**	Sam Hilliard	2019
Hits	180**	Josh Fuentes	2018
Doubles	41*	John Lindsey	2010
Triples	13*	Robert Andino	2007
Home Runs	42**	Dallas McPherson	2008
RBI	107*	Jerry Sands	2012
Total Bases	290*	Scott Seabol	2007
Extra-Base Hits	71	Sam Hilliard	2019
Walks	100*	Joc Pederson	2014
Intentional Walks	6	Matt Cepicky	2006
Strikeouts	175*	Robert Stratton	2003
Stolen Bases	49*	Dee Gordon	2013
Caught Stealing	13	Robert Andino	2007
Hit By Pitches	22	Joc Pederson	2014
		Mike Kinkade	2006
		Jordan Patterson	2018
Sacrifice Bunts	14	Chin Lung-Hu	2009
Sacrifice Flies	12**	Josh Wilson	2005
On-Base Percentage	.459*	Joe Dillon	2005
Slugging Percentage	.752*	Taylor Motter	2021
OPS	1.209	Taylor Motter	2021

INDIVIDUAL PITCHING		PLAYER	YEAR
Wins	14*	John Ely	2012
Losses	13	Zach Lee	2014
	13*	Pat Dean	2019
ERA	3.20*	John Ely	2012
Games	64**	Zach Lee	2022
Games Started	29*	Jeff Fulchino	2005
Complete Games	4**	Charlie Haeger	2009
Shutouts	2*	Les Walrond	2005
Saves	32*	Scott Strickland	2009
Games Finished	50*	Brad Clontz	2006
Innings Pitched	170.2	Sean Bergman	2003
Hits Allowed	209	John Lannan	2015
Runs Allowed	120*	Bobby Keppel	2008
Earned Runs Allowed	106**	Bobby Keppel	2008
Home Runs Allowed	34	Pat Dean	2019
Hit Batsmen	15*	Jeff Fulchino	2006
Walks	71	Ryan Castellani, Jeff Criswell	2021, 23
Strikeouts	165*	John Ely	2012
Wild Pitches	19*	Eulogio De La Cruz	2008
Balks	4*	Derrick Loop	2012
Double Plays	32	Bobby Keppel	2008
WHIP	1.10*	John Ely	2012
Opponents Average	.238	John Ely	2012
K/9 IP Ratio	10.0	Jeff Criswell	2023

* Led Pacific Coast League ** Led Minor League Baseball

TRIPLE PLAYS			
Date	Turned by	Scoring	Notes
5/28/07	Isotopes	Lineout 1-6-3	Batter was Nashville's Laynce Nix. Lined to pitcher Mauro Zarate, threw to SS Robert Andino and onto 1B; 1st in Topes history
6/26/07	Iowa Cubs	Lineout 1-6-3	Batter was ABQ's Reggie Abercrombie. Lined to pitcher Ben Howard, threw to SS Ronny Cedeno and onto 1B Micah Hoffpauir.
8/28/07	Isotopes	Lineout 1-5-3	Batter was Round Rock's Cody Ransom. Lined to pitcher Chris George, threw to 3B Scott Seabol and onto 1B Valentino Pascucci.
9/9/09	Isotopes	Groundout 6-3	Batter was Memphis' Matt Pagnozzi. Grounded to SS Chin-Lung Hu stepped on 2B and threw to 1B Hector Luna and then Brian Barden out at 3B. Game 1 of playoffs.
8/26/15	Isotopes	Groundout 5-4-3	Batter was OKC's Jose Tabata. Grounder to Rafael Ynoa at 3B, over to Cristhian Adames at 2B, and onto Wilin Rosario at 1B.



THE LAST TIME IT HAPPENED

HITTING

10-Game Hitting Streak.....	Coco Montes (12), 9/3-9/21/23
15-Game Hitting Streak.....	Hunter Stovall (16), 4/8-5/7/23
20-Game Hitting Streak.....	Daniel Castro (24), 4/6-6/7/18
25-Game Hitting Streak.....	Mike Tauchman (28), 8/12/16-4/9/17
8+ At Bats.....	Ryan McMahon, Mike Tauchman, Domonic Brown, Cristhian Adames, (8), 6/24/17 vs. El Paso (10 Inn)
6+ Hits.....	Never
5 Hits.....	Jonathan Morales, 9/9/23 vs. Reno
2+ Hits in an Inning.....	Wynton Bernard (1B, 1B), 7/16/23 vs. Salt Lake (5th inn.)
2+ Hit-By-Pitches.....	D.J. Peterson (2), 9/10/22 vs. El Paso
5+ Runs.....	Ryan Viade (5), 6/15/22 vs. Salt Lake
4+ Runs.....	Connor Kaiser (4), 8/2/23 vs. Las Vegas
3+ Doubles.....	Alan Trejo (3), 8/26/22 vs. Round Rock
2+ Triples.....	Aaron Schunk (2), 8/23/23 at Oklahoma City
A Grand Slam.....	Coco Montes, 9/20/23 vs. Oklahoma City
2 Grand Slams.....	Jerry Sands, 7/29/12 at Nashville (G2)
A Pinch-Hit Grand Slam.....	Luis Maza, 7/1/09 vs. Memphis
3+ Home Runs.....	Michael Toglija (3), 8/27/22 vs. Round Rock
2+ Home Runs.....	Hunter Goodman (2), 8/25/23 at Oklahoma City
Inside-The-Park Home Run.....	Wynton Bernard, 7/25/23 vs. Sacramento (5th inn.)
Pinch-Hit Home Run.....	Tim Lopes, 9/9/22 vs. El Paso (9th inn., solo)
Home Run By a Pitcher.....	Ryan Castellani, 4/30/19 vs. Sacramento
Hit Back-To-Back Home Runs.....	Jonathan Morales & Aaron Schunk, 7/3/23 vs. El Paso (3rd inn.)
Hit Back-To-Back-To-Back HR.....	Connor Joe, Taylor Motter & Sam Hilliard, 6/7/21 vs. Las Vegas (9th inn.)
8+ RBI.....	Roberto Ramos, 4/21/19 vs. Tacoma
6+ RBI.....	Jonathan Morales (7), 7/2/23 vs. El Paso
10+ Total Bases.....	Hunter Goodman (10), 8/13/23 at Round Rock
4+ Walks.....	Sean Bouchard (4), 8/22/23 at Oklahoma City
Lead-Off Home Run.....	Yonathan Daza, 5/16/23 vs. Tacoma
Walk-Off Home Run.....	Brenton Doyle, 4/21/23 vs. Oklahoma City
Walk-Off Hit.....	Jimmy Herron (1B), 7/30/23 vs. Sacramento
Hit For Cycle.....	Jonathan Morales, 7/2/23 vs. El Paso
5 Hits, RBI & runs, Game.....	Noel Cuevas (5 H, 5 RBI, 5 R), 4/10/19 at Reno
4 Hits, RBI & runs, Game.....	Roberto Ramos (4 H, 4 RBI, 4 R), 4/14/19 at Tacoma
Consecutive 4-Hit Games.....	Josh Fuentes, 5/9-5/10/18 at Reno
Scored 20+ Runs.....	20, 7/2/23 vs. El Paso
Scored 15+ Runs.....	19, 8/2/23 vs. Las Vegas
Scored 10+ Runs.....	11, 9/17/23 at El Paso (11 inn.)
Scored 8+ Runs in an Inning.....	8, 8/2/23 vs. Las Vegas (7th inn.)
Had 20+ Hits.....	23, 9/9/23 vs. Reno
Had 6+ Home Runs.....	6, 5/3/23 vs. Sugar Land
Had 3+ Triples.....	3, 6/6/23 vs. Sugar Land
Had 8+ Doubles.....	9, 8/24/19 vs. Fresno
Had 6+ Doubles.....	6, 8/16/23 vs. El Paso
Had 10+ Walks.....	11, 9/14/23 at El Paso
Had Less Than 2 Strikeouts.....	1, 7/5/18 vs. Tacoma
Was Shut Out.....	8/27/23 at Oklahoma City (14-0)
Was Shut Out in Back-To-Back Games.....	5/29/21 at Sugar Land (2-0) and 5/30/21 at Sugar Land (8-0)
Recorded Zero Hits.....	7/3/21 vs. El Paso (Luke Westphal held ABQ hitless in five-inning rain shortened game)

PITCHING

A Perfect Game.....	Never
A No-Hitter.....	Never
A 9-Inning Complete Game.....	Dana Eveland, 7/28/11 at Omaha
A Complete-Game Shutout.....	Riley Smith, 6/18/22 vs. Salt Lake (G2) (7 inn.)
2 Consecutive Complete Games.....	Charlie Haeger, 7/23 and 7/28/09 at Round Rock and vs. Oklahoma City
A 1-Hitter.....	Sam Howard, Yency Almonte, Carlos Estevez, Brooks Pounders and Scott McGough, 8/11/18 at Fresno
15+ Strikeouts.....	Never
10+ Strikeouts.....	Karl Kauffmann (11), 9/9/22 vs. El Paso
Position Player Pitching.....	Rosell Herrera, 6/24/17 vs. El Paso (14 Inn)
Pitcher Used as a Position Player.....	Matt Flemer, RF, 6/24/17 vs. El Paso (14 Inn)
Held Opponent to 1 Hit.....	8/11/18 at Fresno
Held Opponent to 2 Hits.....	7/8/23 at Oklahoma City
Struck Out 20+ Batters.....	Never
Struck Out 15+ Batters.....	17, 6/15/23 at Tacoma (12 inn.)
Did Not Issue a Walk.....	8/5/23 vs. Las Vegas
Shut Out an Opponent.....	9/22/23 vs. Oklahoma City (7-0)
Recorded Back-To-Back Shutouts.....	6/19 and 6/21/14 at Omaha (5-0) and at Iowa (4-0)

MISCELLANEOUS

3+ Stolen Bases.....	Wynton Bernard (4), 8/22/23 at Oklahoma City
A Steal of Home.....	Bret Boswell, 6/3/22 at Sugar Land
Stole 8+ Bases.....	8, 6/26/03 at New Orleans
Turned a Triple Play.....	Rafael Ynoa (3B) to Cristhian Adames (2B) to Wilin Rosario (1B), 8/26/15 vs. Oklahoma City
Ejection (manager/coach).....	Chris Michalak, 9/21/23 vs. Oklahoma City
Ejection (player).....	Jeff Criswell, 9/1/23 at Sacramento
1-0 Game (9 Innings, W or L).....	7/26/21 at El Paso (Loss)
Had 4+ Errors.....	5, 4/30/23 at Round Rock
Surrendered an Inside-The-Park Home Run.....	Jeremy Peña, 9/21/21 at Sugar Land (5th inn.)



Organization | 2024 Isotopes | 2023 In Review | Colorado Rockies | Opponents | Isotopes Records | Copa | ABQ Pro Baseball | History | Media Information

ALL-TIME DOUBLE HEADERS

Opponent	Date	Scores		Opponent	Date	Scores	
at Colorado Springs	4/26/03	L, 4-8	L, 5-10	at Tacoma	4/4/14	L, 1-11	W, 6-3
vs. Colorado Springs	5/29/03	W, 6-4	L, 3-5	at Fresno	4/26/14	W, 1-0	W, 2-0
at Colorado Springs	6/19/03	W, 7-3	L, 2-3	at Tacoma	6/6/14	L, 3-5	W, 2-4
at Nashville	7/31/03	L, 1-2	L, 0-1	vs. Reno	6/27/14	W, 3-2	L, 2-2
at Omaha	4/26/04	W, 5-2	W, 9-6	at El Paso	7/2/14	W, 5-4	L, 5-9
at Nashville	6/19/04	W, 5-4	L, 0-3	vs. Las Vegas	7/5/14	W, 11-3	L, 3-6
vs. Omaha	7/24/04	L, 0-3	W, 4-2	at Las Vegas	7/11/14	L, 1-8	W, 5-2
vs. Fresno	8/10/04	W, 1-0	W, 6-0	at Las Vegas	4/27/15	L, 0-8	L, 2-3
at Nashville	7/15/05	L, 1-6	W, 2-1	vs. Las Vegas	5/5/15	L, 2-11	L, 1-3
vs. New Orleans	8/14/05	L, 1-5	W, 6-1	at Round Rock	5/24/15	L, 4-5	L, 0-3
vs. New Orleans	7/19/06	L, 5-6	W, 3-2	at New Orleans	5/26/15	L, 0-3	L, 0-4
vs. Fresno	8/1/06	W, 3-2	L, 1-15	at Salt Lake	6/8/15	L, 7-10	W, 8-7
at Salt Lake	8/3/06	L, 3-8	W, 10-2	at Las Vegas	7/7/15	W, 3-0	L, 1-3
vs. Oklahoma	6/13/07	L, 1-11	W, 3-2	at El Paso	7/11/15	L, 0-4	W, 9-2
vs. New Orleans	7/22/07	L, 4-14	L, 4-7	vs. Sacramento	7/27/15	L, 0-10	L, 1-10
at Tucson	7/29/07	W, 7-4	L, 2-6	at Nashville	8/20/15	W, 6-0	L, 2-3
at Omaha	8/21/07	W, 5-1 (8)	W, 8-6	at Reno	4/30/16	W, 2-1	W, 8-4
at Omaha	4/5/08	L, 3-8	W, 63(9)	vs. Fresno	6/2/16	L, 2-6	L, 3-4
vs. Omaha	5/18/08	W, 11-2	L, 4-10	at Las Vegas	7/8/16	W, 9-8	W, 5-3
at Memphis	6/18/08	L, 1-3	L, 4-5	vs. Nashville	7/19/16	W, 7-5	W, 5-3
at Iowa	6/27/08	L, 6-8	L, 0-7	vs. Sacramento	8/5/16	L, 3-12	L, 2-3
at Iowa	6/28/08	W, 11-6	L, 3-9	vs. Las Vegas	8/9/16	W, 7-0	W, 4-3
at Oklahoma City	5/30/09	L, 0-1	W, 2-1	at Salt Lake	8/31/16	W, 1-0	L, 3-5
at New Orleans	6/4/09	L, 2-3	W, 2-0	vs. Tacoma	7/18/17	W, 5-3	L, 3-9
at Nashville	8/2/09	W, 4-1	W, 2-1	vs. Fresno	8/12/17	L, 1-2	L, 3-5
at Iowa	7/6/10	W, 6-4	W, 50(8)	vs. Reno	8/30/17	W, 6-4 (8)	L, 6-7 (8)
at Omaha	7/9/10	W, 8-4	L, 3-4	at Fresno	6/23/18	W, 3-2	L, 1-2
at New Orleans	8/1/10	W, 3-2	L, 2-8	vs. Reno	4/18/19	L, 3-6	W, 4-2
vs. Sacramento	8/6/10	L, 5-14	L, 3-12	at Salt Lake	4/27/19	W, 10-7	W, 14-12 (8)
vs. New Orleans	8/24/10	W, 6-5	L, 3-8	vs. Salt Lake	7/27/19	L, 4-8	L, 7-8
at Iowa	4/20/11	L, 1-3	W, 3-0	at El Paso	7/24/21	W, 10-6	W, 2-3
at Oklahoma City	6/14/11	L, 0-2	L, 3-5	vs. Salt Lake	8/1/21	W, 6-3	W, 4-3
at Nashville	7/14/11	L, 0-5	L, 2-4	at Sugar Land	8/16/21	W, 2-1	L, 5-6
vs. Oklahoma City	7/21/11	W, 8-4	W, 6-1	at Oklahoma City	5/5/22	W, 5-4	L, 3-12
at Nashville	7/15/12	L, 1-2	W, 8-5	vs. Salt Lake	6/18/22	W, 6-5	W, 4-0
vs. Memphis	7/19/12	W, 4-3	L, 3-2	vs. El Paso	9/7/22	L, 2-6	**L, 6-7
at Nashville	7/29/12	W, 4-2 (8)	W, 11-0	vs. Oklahoma City	9/14/22	W, 2-0	W, 4-3
vs. Tucson	8/8/12	W, 4-0	W, 7-2	vs. Tacoma	5/20/23	W, 6-1	L, 3-6
vs. Omaha	4/10/13	L, 3-6	L, 3-6				
at Omaha	4/19/13	L, 2-3	L, 2-3				
vs. Omaha	6/19/13	W, 11-3	L, 1-2				

ALL-TIME RECORD: 74-82 (17 sweeps, 21 swept, 40 splits)
HOME: 32-34 (9 sweeps, 10 swept, 14 splits)
ROAD: 42-48 (8 sweeps, 11 swept, 26 splits)
 9 doubleheaders in 2015 were most in team history
 **ELP was home team in Game 2 on 9/7/22 at Isotopes Park

POSTPONED / SUSPENDED ISOTOPES GAMES *SUSPENDED GAME

2003	3 road, 1 home	at Nashville (4/10), vs. Colorado Springs (4/15), at Colorado Springs (4/24), at Colorado Springs (6/17)
2004	1 road, 1 home	at Omaha (4/24), vs. Omaha (7/23)
2005	1 road, 1 home	at Nashville (7/14), vs. New Orleans (8/13)
2006	3 road, 4 home	vs. Omaha (6/27)*, vs. New Orleans (7/18), at New Orleans (7/24), vs. Fresno (7/31), at Salt Lake (8/2), at Colorado Springs (8/9), vs. Nashville (8/13)*
2007	4 road, 5 home	vs. Iowa (4/12)*, vs. Portland (5/8)* vs. Oklahoma (6/11), at New Orleans (7/15), at Tucson (7/28), at Tucson (7/31), vs. Salt Lake (8/4), at Omaha (8/20), vs. Oklahoma (9/1)*
2008	6 road, 2 home	at Omaha (4/3), at Iowa (4/8), at Iowa (4/10), vs. Omaha (5/15), at Memphis (6/17), at Memphis (6/20)*, vs. Sacramento (7/22)*, at Nashville (8/25)
2009	5 road, 1 home	at New Orleans (4/27), at OKC (5/5), vs. Colorado Springs (5/26)*, at Round Rock (6/11)*, at Nashville (7/4)*, at Nashville (7/5)
2010	4 road, 2 home	at New Orleans (4/23), at Omaha (4/26), at Colo. Springs (5/14), at Iowa (7/4), vs. Iowa (7/30)* vs. Sacramento (8/5), vs. New Orleans (8/23)
2011	2 road, 1 home	at Iowa (4/19), at Nashville (5/1), at Nashville (7/15 - suspended), vs. OKC (7/20)
2012	2 road, 3 home	vs. New Orleans (6/21)*, at Nashville (7/12), at Nashville (7/14), vs. Memphis (7/18), vs. Tucson (8/7)
2013	2 road, 3 home	vs. Omaha (4/9), at Omaha (4/17), at Omaha (4/18), vs. Iowa (7/5)*, vs. New Orleans (7/26)*
2014	5 road, 3 home	at Tacoma (4/3), at Tacoma (4/5), at Fresno (4/25), vs. Reno (5/25), at Omaha (6/20), at El Paso (7/1), vs. El Paso (7/9)*, vs. Memphis (8/15)
2015	7 road, 2 home	at Las Vegas (4/25), vs. Las Vegas (5/4), at Round Rock (5/23), at New Orleans (5/25), at Salt Lake (6/6), at Las Vegas (7/6), at El Paso (7/10), vs. Sacramento (7/26), at Nashville (8/19)
2016	2 road, 5 home	at Reno (4/29), at Omaha (5/26), vs. Fresno (6/1), vs. Nashville (7/18), vs. Salt Lake (7/29), vs. SAC (8/4), vs. Las Vegas (8/8)
2017	1 road, 3 home	at Reno (4/13)* vs. Tacoma (4/25), vs. Fresno (8/11), vs. Reno (8/29)
2018	0 road, 2 home	vs. Fresno (6/3)* vs. Round Rock (8/1)*
2019	1 road, 3 home	vs. Reno (4/17), at Salt Lake (4/26), vs. Las Vegas (7/6)*, vs. Salt Lake (7/26)
2021	2 road, 4 home	vs. El Paso (7/5)*, vs. El Paso (7/6)*, at El Paso (7/23), vs. Salt Lake (7/31), at SUG (8/15), vs. RR (8/28)*
2022	4 road, 3 home	at OKC (5/5), vs. Salt Lake (6/17), at El Paso (8/7), vs. Reno (8/12)*, at SUG (8/30, 9/3), vs. OKC (9/13)
2023	0 road, 1 home	vs. TAC (5/19) - doubleheader the next day, fewest DH in Topes history
TOTAL	55 road, 49 home	at Nashville (10), Omaha (8), New Orleans (5), Colorado Springs (4), Iowa (4), El Paso (4), Salt Lake (3), SUG (3), Reno (2), Las Vegas (2), Tacoma (2), Memphis (2), OKC (2), Round Rock, Fresno, once each



Organization
2024 Isotopes
2023 In Review
Colorado Rockies
Opponents
Isotopes Records
Copa
ABQ Pro Baseball
History
Media Information

YEARLY BATTING LEADERS

YEAR	Average	Games	At Bats	Runs
2003	J. Wood/ D. Wathan - .296	Kevin Hooper- 130	Kevin Hooper- 493	Jason Wood- 80
2004	Joe Dillon- .325	Matt Padgett- 131	Matt Padgett- 435	Joe Dillon- 96
2005	Joe Dillon- .360	Josh Wilson- 143**	Josh Wilson- 526	Josh Wilson- 88
2006	Mike Kinkade- .328	Jason Wood- 123	Robert Andino- 498	Robert Andino- 70
2007	S. Seabol/J. Gall- .300	Robert Andino- 142*	Robert Andino- 545**	Scott Seabol- 100
2008	John Gall- .312	Andrew Beattie- 129	Dallas McPherson- 448	Dallas McPherson- 94
2009	Mitch Jones- .297	Chin-lung Hu- 130	Chin-lung Hu- 496	Dee Brown- 79
2010	John Lindsey- .353*	Jamie Hoffmann- 139	Jamie Hoffmann- 545*	Russ Mitchell- 97
2011	Ivan DeJesus Jr.- .310	Jamie Hoffmann- 133	Jamie Hoffmann- 475	Jamie Hoffmann- 91
2012	Alex Castellanos - .328	Josh Fields - 133	Josh Fields - 490	Josh Fields - 96
2013	Nick Buss - .303	Nick Buss - 131	Nick Buss - 459	Nick Buss - 84
2014	Clint Robinson - .312	Joc Pederson - 121	Joc Pederson - 445	Joc Pederson - 106*
2015	Cristhian Adames - .311	Tim Wheeler - 124	Cristhian Adames - 463	C. Adames/R. Bernadina - 62
2016	Stephen Cardullo - .308	Mike Tauchman - 129	Rafael Ynoa - 481	Jordan Patterson - 75
2017	Mike Tauchman - .331	Jordan Patterson - 131	Noel Cuevas - 493	Mike Tauchman - 82
2018	Josh Fuentes - .327	Josh Fuentes - 135**	Josh Fuentes - 551**	Josh Fuentes - 93*
2019	Yonathan Daza - .364	Roberto Ramos - 127	Sam Hilliard - 129	Sam Hilliard - 109**
2021	Ryan Vilade - .284	Ryan Vilade - 117	Ryan Vilade - 468	Ryan Vilade - 82
2022	Wynton Bernard - .333*	Carlos Pérez - 117	Carlos Pérez - 456	Wynton Bernard - 95
2023	Coco Montes - .317	Jimmy Herron - 128	Aaron Schunk - 458	Jimmy Herron - 106

YEAR	Hits	Doubles	Triples	Home Runs
2003	Jason Wood- 140	Chad Allen- 30	Derek Wathan- 7	Rob Stratton- 32
2004	Joe Dillon- 131	Joe Dillon- 33	Joe Dillon- 7	Joe Dillon- 30
2005	J. Wood/M. Padgett- 136	Josh Wilson- 31	Josh Wilson- 6	Joe Dillon- 24
2006	J. Wood/R. Andino- 127	Mike Kinkade- 26	Eric Reed- 9	Scott Seabol- 17
2007	Robert Andino- 166	Scott Seabol- 29	Robert Andino- 13*	Valentino Pascucci- 34*
2008	Andrew Beattie- 131	John Gall- 29	J. Miller/C. Lambin- 5	Dallas McPherson- 42**
2009	Chin-lung Hu- 146	Dee Brown- 35	Blake DeWitt- 9	Mitch Jones- 35**
2010	Jamie Hoffmann- 169*	John Lindsey- 41*	Trent Oeltjen- 5	John Lindsey- 25
2011	Jamie Hoffmann- 141	Jamie Hoffman- 23	T. Robinson/D. Gordon- 6	Jerry Sands- 29
2012	Josh Fields - 158	T. Federowicz/S. Van Slyke - 34	Elian Herrera - 10	Jerry Sands - 26
2013	Nick Buss - 139	Nick Buss - 29	Nick Buss - 11	Alex Castellanos - 19
2014	Joc Pederson - 135	Clint Robinson - 31	Mike Baxter - 8	Joc Pederson - 33*
2015	Cristhian Adames - 144	Matt McBride - 30	Angelys Nina - 5	R. Bernadina/D. Gameau - 15
2016	Mike Tauchman - 136	Rafael Ynoa - 30	Patterson/Tauchman/Murphy - 7	Tom Murphy - 19
2017	Noel Cuevas - 154	Jordan Patterson - 32	N. Cuevas/D. Gibson - 12	Jordan Patterson - 26
2018	Josh Fuentes - 180**	Josh Fuentes - 39*	Josh Fuentes - 12	Jordan Patterson - 26
2019	Yonathan Daza - 141	Brian Mundell - 32	Elliot Soto - 10	Sam Hilliard - 25
2021	Ryan Vilade - 133	Alan Trejo - 34	W. Bernard/A. Trejo - 6	Greg Bird - 27
2022	Wynton Bernard - 143	Wynton Bernard - 31	Wynton Bernard - 8	Carlos Pérez - 31
2023	Coco Montes - 138	Jimmy Herron - 27	Daniel Montaña - 7	Coco Montes - 22

YEAR	Runs Batted In	Walks	Strikeouts	Stolen Bases
2003	Jason Wood- 83	Jason Wood- 45	Robert Stratton- 175*	Wilson Valdez- 33
2004	Matt Padgett- 93	Larry Sutton- 59	Matt Padgett- 123	Wilson Valdez- 19
2005	Josh Wilson- 82	Joe Dillon- 57	Matt Padgett- 131	J. Wilson / E. Reed- 17
2006	Jason Wood- 77	Matt Cepicky- 44	Robert Andino- 100	Eric Reed- 20
2007	Scott Seabol- 105	Valentino Pascucci- 67*	Robert Andino- 129	Reggie Abercrombie- 41
2008	Dallas McPherson- 98	Dallas McPherson- 76	Dallas McPherson- 168*	Tommy Murphy- 23
2009	Mitch Jones- 103	A. J. Ellis- 64	Mitch Jones- 102	Jason Repko- 24
2010	John Lindsey- 97	J. Hoffmann- 43	Jamie Hoffmann- 98	Jamie Hoffmann- 17
2011	Jerry Sands- 88	A. J. Ellis- 50	Trayvon Robinson- 122	Dee Gordon- 30
2012	Jerry Sands - 107*	J. Sands/J. Fields - 59	Josh Fields - 116	Alex Castellanos - 16
2013	Nick Buss - 100*	M. Angle/D. Gordon - 51	Alex Castellanos - 112	Dee Gordon - 49*
2014	Jamie Romak - 85	Joc Pederson - 100*	Joc Pederson - 149	Joc Pederson - 30
2015	Roger Bernadina - 62	R. Bernadina/T. Wheeler - 58	Tim Wheeler - 122	Roger Bernadina - 23
2016	Stephen Cardullo - 72	Jordan Patterson - 47	Jordan Patterson - 118	Mike Tauchman - 20
2017	Jordan Patterson - 92	Mike Tauchman - 40	Jordan Patterson - 128	Rosell Herrera - 20
2018	Josh Fuentes - 95	Mike Tauchman - 60	Jordan Patterson - 128	Raimel Tapia - 21
2019	Roberto Ramos - 105	Roberto Ramos - 61	Sam Hilliard - 164	Sam Hilliard - 22
2021	Greg Bird - 91	Greg Bird - 58	Greg Bird - 106	Wynton Bernard - 23
2022	Wynton Bernard - 92	Carlos Pérez - 54	Coco Montes - 131	Wynton Bernard - 30
2023	Coco Montes - 89	Jimmy Herron - 69	Coco Montes - 130	Jimmy Herron - 33

* Led Pacific Coast League / ** Led Minor League Baseball



Organization | 2024 Isotopes | 2023 In Review | Colorado Rockies | Opponents | Isotopes Records | Copa | ABQ Pro Baseball | History | Media Information

YEARLY PITCHING LEADERS

Organization
2024 Isotopes
2023 In Review
Colorado Rockies
Opponents
Isotopes Records
Copa
ABQ Pro Baseball
History
Media Information

YEAR	Wins	Losses	ERA (min. 115 IP)	Games
2003	Sean Bergman - 8	Justin Wayne - 12	Scott Sanders - 3.92	Oswaldo Mairena - 61
2004	M. Nannini/A. Small/C. Sodowsky - 9	M. Nannini/S. Sanders - 10	Aaron Small - 5.06	J. Alvarez/C. Sodowsky - 48
2005	Jeff Fulchino - 11	Frank Castillo - 11	Ariel Prieto - 3.78	Jim Crowell - 55
2006	Nic Ungs - 9	Jeff Fulchino - 10	Nic Ungs - 3.99	Brad Clontz - 57
2007	D. Barone/K. Baugh/C. George - 7	Chris George - 11	Chris George - 5.56	Roy Corcoran - 53
2008	Eulogio De La Cruz - 13*	D. Trahern / B. Keppel - 11	Eulogio De La Cruz - 4.34	Brandon Villafuerte - 62
2009	Giancarlo Alvarado - 13	Henry Bonilla - 11	Giancarlo Alvarado - 3.49	Scott Strickland - 50
2010	Tim Corcoran - 9	Tim Corcoran - 8	No Qualifiers	Scott Dohmann - 47
2011	Dana Eveland - 12	Dana Eveland - 8	Dana Eveland - 4.38	Jon Link - 54
2012	John Ely - 14*	Fernando Nieve - 9	John Ely - 3.20*	Josh Wall - 55
2013	Angel Castro - 8	Matt Palmer - 8	Angel Castro - 3.48	Kelvin De La Cruz - 47
2014	J. Bennett / C. Frias - 8	Zach Lee - 13	Jeff Bennett - 3.83	Yimi Garcia - 47
2015	J. Lannan / J. Gray - 6	John Lannan - 10	John Lannan - 5.39	Jairo Diaz - 47
2016	E. Butler / H. Musgrave - 8	Jeff Hoffman - 9	Jeff Hoffman - 4.02	Simon Castro - 50
2017	Ryan Carpenter - 10	Ryan Carpenter - 9	Ryan Carpenter - 4.15	Austin House - 49
2018	D. Holmberg/S. McGough/B. Oberholtzer - 7	Brett Oberholtzer - 10	Brett Oberholtzer - 5.77	DJ Johnson - 50
2019	Tim Melville - 10	Pat Dean - 13*	No Qualifiers	Sam Howard - 42
2021	Justin Lawrence - 6	José Mujica - 12	No Qualifiers	Logan Cozart - 54
2022	Brandon Gold - 6	Brandon Gold - 8	Zach Neal - 6.87	Zach Lee - 64**
2023	Josh Rogers - 8	Jeff Criswell - 10	Jeff Criswell - 7.51	Riley Pint - 47

YEAR	Saves	Innings Pitched	Runs	Earned Runs
2003	Blaine Neal - 21	Sean Bergman - 170.2	Sean Bergman - 99	Sean Bergman - 89
2004	Toby Borland - 11	Aaron Small - 154.2	Matt Blank - 105	Matt Blank - 99
2005	Jim Crowell - 12	Jeff Fulchino - 153.0	J. Fulchino / F. Castillo - 102	Frank Castillo - 88
2006	Brad Clontz - 23	Nic Ungs - 144.1	Jeff Fulchino - 82	Jeff Fulchino - 70
2007	Roy Corcoran - 15	Chris George - 139.1	Kenny Baugh - 95	Kenny Baugh - 88
2008	Joe Nelson - 11	Bobby Keppel - 159.1	Bobby Keppel - 120*	Bobby Keppel - 106**
2009	Scott Strickland - 32*	Giancarlo Alvarado - 152.1	Giancarlo Alvarado - 65	Giancarlo Alvarado - 59
2010	Scott Dohmann - 16	Tim Corcoran - 107.0	Josh Lindblom - 79	Tim Corcoran - 75
2011	Jon Link - 11	Dana Eveland - 154.0	John Ely - 109	John Ely - 96
2012	Josh Wall - 28*	John Ely - 168.2	Will Savage - 98	Will Savage - 88
2013	Javy Guerra - 12	Matt Palmer - 133.2	Matt Palmer - 65	Matt Palmer - 57
2014	Jose Dominguez - 10	Zach Lee - 150.2	Zach Lee - 105	Zach Lee - 90
2015	Jairo Diaz - 8	John Lannan - 152.0	John Lannan - 107	John Lannan - 91
2016	Simon Castro - 10	Jeff Hoffman - 118.2	Shane Carle - 75	Shane Carle - 67
2017	Matt Carasiti - 13	Ryan Carpenter - 156.0*	Matt Flemer - 85	Matt Flemer - 81
2018	DJ Johnson - 18	Brett Oberholtzer - 132.2	Brett Oberholtzer - 91	Brett Oberholtzer - 85
2019	Jairo Diaz - 6	Tim Melville - 96.1	Pat Dean - 90	Pat Dean - 76
2021	Justin Lawrence - 13	Ryan Castellani - 95.0	José Mujica - 95	José Mujica - 89
2022	Zach Lee - 12	Zach Neal - 116.2	Zach Neal - 92	Zach Neal - 89
2023	Tommy Doyle - 8	Jeff Criswell - 121.0	Jeff Criswell - 105	Jeff Criswell - 101

YEAR	Walks	Strikeouts	Complete Games	Shutouts
2003	Sean Bergman - 44	Scott Sanders - 110	S. Bergman/S. Sanders/J. Wayne - 2	Sean Bergman - 1
2004	Matt Blank - 47	Mike Nannini - 111	Aaron Small - 2	Mike Nannini - 1
2005	Jeff Fulchino - 67	Jeff Fulchino - 101	Les Walrond - 2	Les Walrond - 2*
2006	Jeff Fulchino - 56	Jeff Fulchino - 109	Nic Ungs - 3	Nic Ungs - 1
2007	Chris George - 68	Chris George - 95	Kenny Baugh - 1	None
2008	Chris Seddon - 69	Chris Seddon - 126	Chris Seddon - 2	B. Keppel / D. Barone - 1*
2009	Charlie Haeger - 58	Giancarlo Alvarado - 139*	Charlie Haeger - 4**	Scott Elbert - 1*
2010	Charlie Haeger - 42	Seth Etherton - 95	John Ely - 1	None
2011	Dana Eveland - 61	Dana Eveland - 107	D. Eveland / J. Ely - 2*	D. Eveland / J. Ely - 1*
2012	D. Loop / S. Fife - 44	John Ely - 165*	John Ely - 1	John Ely - 1*
2013	Matt Palmer - 56	Matt Palmer - 131	J. Sanchez / B. Johnson - 1	None
2014	Matt Magill - 59	Red Patterson - 104	Carlos Frias - 2	None
2015	Rex Brothers - 44	Jon Gray - 110	J. Gray/J. Lannan - 1	None
2016	Jeff Hoffman - 44	Jeff Hoffman - 124	Eddie Butler - 1	Eddie Butler - 1
2017	Ryan Carpenter - 39	Ryan Carpenter - 161	Ryan Carpenter - 1	None
2018	Jeff Hoffman - 47	Jeff Hoffman - 102	None	None
2019	Tim Melville - 40	Jeff Hoffman - 98	None	None
2021	Ryan Castellani - 71	Dereck Rodriguez - 87	None	None
2022	Brandon Gold - 45	Zach Neal - 95	Riley Smith - 1	Riley Smith - 1**
2023	Jeff Criswell - 71	Jeff Criswell - 135	None	None

*Led Pacific Coast League / ** Led Minor League Baseball



SINGLE-SEASON BATTING LEADERS

Batting Average (min. 388 PA)			Games			At Bats		
Player	AVG	Year	Player	No.	Year	Player	No.	Year
Yonathan Daza	.364	2019	Josh Wilson	143*	2005	Robert Andino	598*	2007
Joe Dillon	.360	2005	Robert Andino	142*	2007	Josh Fuentes	551*	2018
John Lindsey	.353*	2010	Jamie Hoffmann	139	2010	Jamie Hoffmann	545*	2010
Wynton Bernard	.333*	2022	Scott Seabol	139	2007	Ivan DeJesus, Jr.	533	2010
Brian Mundell	.333	2019	Josh Fuentes	135*	2018	Josh Wilson	526	2005

Runs			Hits			Doubles		
Player	No.	Year	Player	No.	Year	Player	No.	Year
Sam Hilliard	109*	2019	Josh Fuentes	180*	2018	John Lindsey	41*	2010
Jimmy Herron	106*	2023	Jamie Hoffmann	169*	2010	Josh Fuentes	39*	2018
Joc Pederson	106*	2014	Robert Andino	166	2007	Russ Mitchell	38	2010
Scott Seabol	100	2007	Russ Mitchell	159	2010	Jamie Hoffmann	36	2010
Russ Mitchell	97	2010	Ivan DeJesus, Jr.	158	2010	Dee Brown	35	2009
Joe Dillon	96	2004						
Josh Fields	96	2012						

Triples			Home Runs			Runs Batted In		
Player	No.	Year	Player	No.	Year	Player	No.	Year
Robert Andino	13*	2007	Dallas McPherson	42*	2008	Jerry Sands	107*	2012
Eric Reed	12	2007	Mitch Jones	35*	2009	Scott Seabol	105	2007
Derrick Gibson	12	2017	Sam Hilliard	35	2019	Roberto Ramos	105	2019
Noel Cuevas	12	2017	Valentino Pascucci	34*	2007	Mitch Jones	103	2009
Josh Fuentes	12	2018	Joc Pederson	33*	2014	Sam Hilliard	101	2019

Walks			Strikeouts			Stolen Bases		
Player	No.	Year	Player	No.	Year	Player	No.	Year
Joc Pederson	100*	2014	Rob Stratton	175*	2003	Dee Gordon	49*	2013
Dallas McPherson	76	2008	Dallas McPherson	168*	2008	Reggie Abercrombie	41	2007
Jimmy Herron	69	2023	Sam Hilliard	164	2019	Jimmy Herron	33	2023
Valentino Pascucci	67*	2007	Joc Pederson	149	2014	Wilson Valdez	33	2003
Clint Robinson	64	2014	Roberto Ramos	141	2019	Wynton Bernard	30	2022
A.J. Ellis	64	2009				Joc Pederson	30	2014

On-Base Percentage (min. 388 PA)			Slugging Percentage (min. 388 PA)			OPS (min. 388 PA)		
Player	No.	Year	Player	No.	Year	Player	No.	Year
Joe Dillon	.459*	2005	Joe Dillon	.665*	2004	Joe Dillon	1.090	2005
Joc Pederson	.435*	2014	John Lindsey	.657*	2010	Joe Dillon	1.065*	2004
Alex Castellanos	.420	2012	Mitch Jones	.651*	2009	John Lindsey	1.057	2010
Mike Tauchman	.408	2018	Dallas McPherson	.618	2008	Joc Pederson	1.017*	2014
Mike Kinkade	.405	2006	Wynton Bernard	.590	2022	Mitch Jones	1.015	2009

***In 2004 first baseman **Larry Sutton** was 11 plate appearances shy of qualifying among the league leaders with a .373 batting average, .475 on-base percentage, .692 slugging percentage, and 1.166 OPS in 377 plate appearances. ***

* Led Pacific Coast League

10+ RUNS BOTH TEAMS

Year	Home Record	Road Record	Overall
2003	3-0	0-0	3-0
2004	0-2	0-1	0-3
2005	0-4	0-1	0-5
2006	2-0	1-0	3-0
2007	1-1	0-0	1-1
2008	3-1	0-0	3-1
2009	0-0	0-0	0-0
2010	5-3	1-1	6-4
2011	6-1	0-1	6-2
2012	3-5	2-1	5-6
2013	1-1	0-0	1-1
2014	2-1	1-1	3-2
2015	2-2	0-0	2-2
2016	0-0	0-0	0-0
2017	1-4	0-0	1-4
2018	4-2	0-0	4-2
2019	1-2	1-0	2-2
2021	2-3	0-1	2-4
2022	0-3	0-0	0-3
2023	4-3	1-1	5-4
TOTAL	40-38	7-8	47-46

HIGHEST SCORING GAMES IN ISOTOPES HISTORY

Total Runs	Date	Location	Score
34	4/30/08	at Albuquerque Isotopes 18, Las Vegas	16
33	7/30/23	at Albuquerque Isotopes 17, Sacramento	16
32	8/22/07	at Albuquerque Memphis 20, Isotopes	12
31	6/30/11	at Omaha Omaha 18, Isotopes	13
31	5/20/19	at Albuquerque El Paso 21, Isotopes	10
30	6/12/11	at Albuquerque Isotopes 16, Nashville	14
30	8/20/12	at Albuquerque New Orleans 20, Isotopes	10
29	5/4/23	at Albuquerque Sugar Land 16, Isotopes	13
29	8/5/04	at Albuquerque Sacramento 16, Isotopes	13
29	6/16/17	at Albuquerque Fresno 15, Isotopes	14
29	6/17/18	at Albuquerque Isotopes 17, Nashville	12
29	6/28/19	at Albuquerque Tacoma 15, Isotopes	14



Organization
 2024 Isotopes
 2023 In Review
 Colorado Rockies
 Opponents
 Isotopes Records
 Copa
 ABQ Pro Baseball
 History
 Media Information

SINGLE-SEASON PITCHING LEADERS

Organization
2024 Isotopes
2023 In Review
Colorado Rockies
Opponents
Isotopes Records
Copa
ABQ Pro Baseball
History
Media Information

Wins		
Player	No.	Year
John Ely	14*	2012
Giancarlo Alvarado	13	2009
Eulogio De La Cruz	13*	2008
Dana Eveland	12	2011
Jeff Fulchino	11	2005
Charlie Haeger	11	2009

Losses		
Player	No.	Year
Zach Lee	13	2014
Pat Dean	13*	2019
Justin Wayne	12	2003
Six others tied at 11.		

ERA (min. 115 IP)		
Player	ERA	Year
John Ely	3.20*	2012
Angel Castro	3.48	2013
Giancarlo Alvarado	3.49	2009
Charlie Haeger	3.55	2009
Ariel Prieto	3.78	2005

Games		
Player	No.	Year
Zach Lee	64	2022
Brandon Villafuerte	62	2008
Oswaldo Mairena	61	2003
Brad Clontz	57	2006
Brad Clontz	57	2006
Jim Crowell	55	2005
Josh Wall	55	2012

Saves		
Player	No.	Year
Scott Strickland	32*	2009
Josh Wall	28*	2012
Brad Clontz	23	2006
Blaine Neal	21	2003
DJ Johnson	18	2018

Innings Pitched		
Player	No.	Year
Sean Bergman	170.2	2003
John Ely	168.2*	2012
Bobby Keppel	159.1	2008
Ryan Carpenter	156.0*	2017
Aaron Small	154.2	2004

Runs		
Player	No.	Year
Bobby Keppel	120*	2008
John Ely	109	2011
John Lannan	107	2015
Jeff Criswell	105	2023
Zach Lee	105	2014
Matt Blank	105	2004

Earned Runs		
Player	No.	Year
Bobby Keppel	106*	2008
Jeff Criswell	101	2023
Matt Blank	99	2004
John Ely	96	2011
John Lannan	91	2015

Walks		
Player	No.	Year
Jeff Criswell	71	2023
Ryan Castellani	71	2021
Chris Seddon	69	2008
Chris George	68	2007
Jeff Fulchino	67	2005
Dana Eveland	61	2011

Strikeouts		
Player	No.	Year
John Ely	165*	2012
Ryan Carpenter	161	2017
Giancarlo Alvarado	139*	2009
Jeff Criswell	135	2023
Matt Palmer	131	2013

Complete Games		
Player	No.	Year
Charlie Haeger	4*	2009
Nic Ungs	3	2006
Nine players tied at 2		

Shutouts		
Player	No.	Year
Les Walrond	2#	2005
11 players tied at 1		

WHIP (min. 115 IP)		
Player	No.	Year
John Ely	1.10*	2012
Giancarlo Alvarado	1.24	2009
Ryan Carpenter	1.28	2017
Justin Wayne	1.30	2003
Mike Nannini	1.30	2004

Opp. Average (min. 115 IP)		
Player	No.	Year
John Ely	.238	2012
Giancarlo Alvarado	.240	2009
Charlie Haeger	.247	2009
Eulogio De La Cruz	.253	2008
Matt Palmer	.253	2013

K/9 (min. 115 IP)		
Player	No.	Year
Jeff Criswell	10.0	2023
Jeff Hoffman	9.4	2016
Ryan Carpenter	9.3	2017
John Ely	8.8	2012
Matt Palmer	8.8	2013



CAREER BATTING/PITCHING LEADERS

Games		At Bats		Runs		Hits	
Player	No.	Player	No.	Player	No.	Player	No.
1. Jason Wood	597	1. Jason Wood	2,087	1. Jason Wood	316	1. Jason Wood	588
2. Jordan Patterson	366	2. Jordan Patterson	1,324	2. Mike Tauchman	237	2. Mike Tauchman	405
3. Mike Tauchman	350	3. Mike Tauchman	1,298	3. Jordan Patterson	229	3. Jamie Hoffmann	383
4. Jamie Hoffmann	340	4. Robert Andino	1,277	4. Jamie Hoffmann	226	4. Jordan Patterson	373
5. Robert Andino	305	Jamie Hoffman	1,277	5. Wynton Bernard	208	5. Robert Andino	345
Derek Wathan	305						
Doubles		Triples		Home Runs		RBI	
Player	No.	Player	No.	Player	No.	Player	No.
1. Jason Wood	102	1. Eric Reed	25	1. Jordan Patterson	66	1. Jason Wood	328
2. Mike Tauchman	80	2. Robert Andino	22	2. Sam Hilliard	62	2. Jordan Patterson	229
3. Jordan Patterson	79	Raimel Tapia	22	3. Jason Wood	60	3. Mike Tauchman	211
4. Tim Federowicz	75	Mike Tauchman	22	4. Jerry Sands	55	4. Jamie Hoffmann	206
5. Joshua Fuentes	74	Noel Cuevas	22	5. Joe Dillon	54	5. Jerry Sands	195
Stolen Bases		Hit By Pitches		Grand Slams			
Player	No.	Player	No.	Player	No.		
1. Dee Gordon	81	1. Jordan Patterson	50	1. Mike Colangelo	4		
2. Wynton Bernard	79	2. Mark Little	34	Alan Trejo	4		
3. Eric Reed	68	3. Alex Castellanos	28	2. Chris Aguila	3		
4. Wilson Valdez	52	4. Mike Colangelo	27	Joe Dillon	3		
5. Mike Tauchman	51	Matt Treanor	27	Mitch Jones	3		
				Matt Padgett	3		
				Scott Seabol	3		
				Mike Tauchman	3		
				Coco Montes	3		

CAREER PITCHING LEADERS

Wins		Losses		Innings Pitched		Games	
Player	No.	Player	No.	Player	No.	Player	No.
1. John Ely	26	1. Jeff Hoffman	28	1. John Ely	381.0	1. Nelson Gonzalez	135
2. Jeff Fulchino	23	2. John Ely	19	Jeff Fulchino	381.0	2. Ross Wolf	132
3. Jeff Hoffman	21	Jeff Fulchino	19	3. Jeff Hoffman	359.1	3. Juan Alvarez	99
4. Nelson Gonzalez	16	4. Chris George	17	4. Nic Ungs	256.1	Jon Link	99
5. Fife/Small/Flemer	15	Justin Wayne	17	5. Chris George	246.2	5. Austin House	96
						Jairo Diaz	96
Games Started		Saves		Strikeouts		Walks	
Player	No.	Player	No.	Player	No.	Player	No.
1. Jeff Fulchino	69	1. Scott Strickland	32	1. Jeff Hoffman	371	1. Jeff Fulchino	162
Jeff Hoffman	69	2. Josh Wall	28	2. John Ely	320	2. Jeff Hoffman	140
3. John Ely	65	3. Brad Clontz	26	3. Jeff Fulchino	265	3. Chris George	120
4. Chris George	48	4. Blaine Neal	21	4. Ryan Carpenter	229	4. Matt Magill	109
5. Stephen Fife	41	DJ Johnson	21	5. Nelson Gonzalez	216	John Ely	109
Shutouts		Complete Games					
Player	No.	Player	No.				
1. Les Walrond	2	1. John Ely	4				
John Ely	2	Charlie Haeger	4				
3. Eight Players Tied at 1		3. Nic Ungs	3				
		4. Eight Players Tied at 2					

MLB EXHIBITION GAMES AT RIO GRANDE CREDIT UNION FIELD AT ISOTOPES PARK		
DATE	SCORE	ATTENDANCE
April 4, 2004	Albuquerque Isotopes 9, Florida Marlins 1	14,177
April 1, 2005	Texas Rangers 11, Colorado Rockies 7	9,373
April 2, 2005	Texas Rangers 7, Arizona Diamondbacks 4	11,987
April 2, 2010	Seattle Mariners 11, Colorado Rockies 11	9,813
April 3, 2010	Colorado Rockies 10, Seattle Mariners 4	11,319
March 25, 2019	Albuquerque Isotopes 7, Colorado Rockies 3	12,222



YEAR-BY-YEAR RESULTS / MANAGERIAL HISTORY

YEAR	PARENT CLUB	W-L	PCT.	FINISH	MANAGER
2003	Florida Marlins	74-70	.514	1st*	Dean Treanor
2004	Florida Marlins	67-77	.465	4th	Tracy Woodson
2005	Florida Marlins	78-66	.542	2nd	Dean Treanor
2006	Florida Marlins	70-72	.493	4th	Dean Treanor
2007	Florida Marlins	72-70	.507	2nd	Dean Treanor
2008	Florida Marlins	68-75	.476	2nd	Dean Treanor
2009	Los Angeles Dodgers	80-64	.556	1st**	Tim Wallach
2010	Los Angeles Dodgers	72-71	.503	2nd	Tim Wallach
2011	Los Angeles Dodgers	70-74	.486	2nd	Lorenzo Bundy
2012	Los Angeles Dodgers	80-64	.556	1st**	Lorenzo Bundy
2013	Los Angeles Dodgers	76-68	.528	2nd	Lorenzo Bundy
2014	Los Angeles Dodgers	62-80	.437	3rd	Damon Berryhill
2015	Colorado Rockies	62-82	.431	3rd	Glenallen Hill
2016	Colorado Rockies	71-72	.497	2nd	Glenallen Hill
2017	Colorado Rockies	68-73	.482	3rd	Glenallen Hill
2018	Colorado Rockies	63-77	.450	4th	Glenallen Hill
2019	Colorado Rockies	60-80	.249	4th	Glenallen Hill
2021	Colorado Rockies	58-72	.446	4th	Warren Schaeffer
2022	Colorado Rockies	62-86	.419	5th	Warren Schaeffer
2023	Colorado Rockies	68-82	.453	10th/T-3rd***	Pedro Lopez
TOTAL		1395-1475	.485		

*PCL Central Division Champions // ** PCL American Southern Division Champions // PCL First and Second half finishes

ISOTOPES MANAGERIAL HISTORY



Dean Treanor (2003, 2005-08)

Record: 362-353
 Games Managed: 715
 Winning Percentage: (.506)
 2007 PCL All-Star Game Manager




Tracy Woodson (2004)

Record: 67-77
 Games Managed: 144
 Winning Percentage: (.465)



Tim Wallach (2009-10)

Record: 152-135
 Games Managed: 287
 Winning Percentage: (.530)
 2009 PCL Manager of the Year



Lorenzo Bundy (2011-13)

Record: 226-206
 Games Managed: 432
 Winning Percentage: (.523)
 2011 PCL All-Star Game Manager
 2012 PCL Manager of the Year



Damon Berryhill (2014)

Record: 62-80
 Games Managed: 142
 Winning Percentage: (.437)




Glenallen Hill (2015-19)

Record: 324-384
 Games Managed: 708
 Winning Percentage: (.458)



Warren Schaeffer (2021-22)

Record: 120-158
 Games Managed: 278
 Winning Percentage: (.432)



Pedro Lopez (2023-)

Record: 68-82
 Games Managed: 150
 Winning Percentage: (.453)

ISOTOPES MANAGER

ALL-TIME WINS

- | | | |
|-------------------------|---------------------------|-------------------------|
| 1. Dean Treanor - 362 | 4. Tim Wallach - 152 | 7. Tracy Woodson - 67 |
| 2. Glenallen Hill - 324 | 5. Warren Schaeffer - 120 | 8. Damon Berryhill - 62 |
| 3. Lorenzo Bundy - 226 | 6. Pedro Lopez - 68 | |



Organization
 2024 Isotopes
 2023 In Review
 Colorado Rockies
 Opponents
 Isotopes Records
 Copa
 ABQ Pro Baseball
 History
 Media Information

OPENING DAY LINEUPS

2003	4/3 at MEM (W, 3-1)	2004	4/8 at MEM (L, 2-5)	2005	4/7 vs. Iowa (W, 7-5)
Jesus Medrano	2B	Wilson Valdez	SS	Mark Little	CF
Kevin Hooper	SS	Ryan Christenson	CF	Wilson Delgado	2B
Jason Wood	1B	Derek Wathan	3B	Joe Dillon	3B
Rob Stratton	RF	Larry Sutton	1B	Larry Barnes	LF
Chad Allen	CF	Chris Aguila	LF	Josh Willingham	C
Chris Wakeland	LF	Matt Padgett	RF	Jason Stokes	1B
Matt Treanor	C	Matt Treanor	C	Matt Padgett	RF
Matt Erickson	3B	Kevin Hooper	2B	Josh Wilson	SS
Sean Bergman	P	Aaron Small	P	Travis Smith	P
2006	4/6 at Iowa (W, 8-4)	2007	4/5 vs. OMA (W, 7-6)	2008	4/4 at OMA (W, 7-6)
Robert Andino	SS	Eric Reed	CF	Eric Reed	CF
Mark Little	CF	Robert Andino	SS	Andrew Beattie	2B
Mike Colangelo	LF	John Gall	LF	Alexis Gomez	LF
Jason Stokes	1B	Scott Seabol	3B	Tagg Bozied	1B
Matt Cepicky	RF	Todd Sears	1B	Dallas McPherson	3B
Jason Wood	3B	Chad Hermansen	DH	John Gall	DH
Scott Seabol	2B	Reggie Abercrombie	RF	Brett Hayes	C
Paul Hoover	C	Paul Hoover	C	Jai Miller	RF
Renyel Pinto	P	Zach Sorensen	2B	Chris Barnwell	SS
		Chris George	P	Bobby Keppel	P
2009	4/9 vs. OMA (W, 14-8)	2010	4/8 at OKC (W, 6-3 [13])	2011	4/7 vs. OMA (W, 10-5)
Luis Maza	3B	Jamie Hoffmann	RF	Dee Gordon	SS
Jason Repko	RF	Russ Mitchell	3B	Ivan DeJesus, Jr.	2B
Xavier Paul	CF	Xavier Paul	CF	Jay Gibbons	DH
Valentino Pascucci	1B	John Lindsey	1B	John Lindsey	1B
Mitch Jones	LF	Prentice Redman	LF	Jamie Hoffmann	RF
Chin-lung Hu	SS	Michael Restovich	DH	Russ Mitchell	3B
Dee Brown	DH	Ivan DeJesus, Jr.	2B	Jerry Sands	LF
A.J. Ellis	C	A.J. Ellis	C	Trayvon Robinson	CF
Juan Castro	2B	Chin-lung Hu	SS	Damaso Espino	C
Miguel Pinango	P	James McDonald	P	Dana Eveland	P
2012	4/5 at OMA (W, 8-4)	2013	4/4 vs. Iowa (W, 10-3)	2014	4/4 at TAC (L, 1-11)
Matt Angle	CF	Dee Gordon	SS	Trayvon Robinson	LF
Alex Castellanos	2B	Elian Herrera	CF	Joc Pederson	CF
Jerry Sands	LF	Alex Castellanos	RF	Clint Robinson	1B
Jeff Baisley	1B	Scott Van Slyke	1B	Jamie Romak	3B
Scott Van Slyke	RF	Brian Barden	3B	Nick Buss	RF
Trent Oeltjen	DH	Rusty Ryal	LF	Tim Federowicz	C
Josh Fields	3B	Jesus Flores	C	Brian Cavazos-Galvez	DH
Tim Federowicz	C	Alfredo Amezaga	2B	Miguel Rojas	SS
Luis Cruz	SS	Stephen Fife	P	Walter Ibarra	2B
Mike Parisi	P			Stephen Fife	P
2015	4/9 vs. Reno (L, 2-8)	2016	4/7 at TAC (L, 5-6)	2017	4/6 vs. SL (W, 7-4)
Brandon Barnes	CF	Rafael Ynoa	SS	Raimel Tapia	CF
Cristhian Adames	SS	Ryan Casteel	1B	Pat Valaika	SS
Kyle Parker	LF	Mike Tauchman	CF	Rosell Herrera	LF
Matt McBride	1B	Jordan Patterson	RF	Jordan Patterson	1B
Angelys Nina	2B	Dustin Gameau	C	Noel Cuevas	DH
Roger Bernadina	RF	Chris Nelson	3B	Mike Tauchman	RF
Dustin Gameau	C	Stephen Cardullo	LF	Rafael Ynoa	3B
Tim Smalling	3B	Tim Smalling	DH	Ryan Hanigan	C
Jorge De La Rosa	P	Joey Wong	2B	Daniel Castro	2B
		Eddie Butler	P	Jeff Hoffman	P
2018	4/5 at SL (L, 3-9)	2019	4/4 vs. SL (L, 4-11)	2021	5/6 vs. SUG (L, 4-9)
Raimel Tapia	CF	Yonathan Daza	CF	Ryan Vilade	LF
David Dahl	LF	Sam Hilliard	RF	Sam Hilliard	CF
Noel Cuevas	RF	Brendan Rodgers	2B	Taylor Motter	2B
Jordan Patterson	1B	Roberto Ramos	1B	Greg Bird	1B
Tom Murphy	C	Noel Cuevas	LF	José Briceño	DH
Derrick Gibson	2B	Josh Fuentes	3B	Wynton Bernard	RF
Josh Fuentes	3B	Drew Weeks	DH	Jose Gomez	3B
Drew Weeks	DH	Elliot Soto	SS	Brian Serven	C
Daniel Castro	SS	Drew Butera	C	Eric Stamets	SS
Yency Almonte	P	Jeff Hoffman	P	Antonio Santos	P



OPENING DAY LINEUPS

2022	4/5 at OKC (L, 2-3)	2023	3/31 at RR (W, 9-4)
Tim Lopes	2B	Brenton Doyle	CF
Ryan Vilade	LF	Nolan Jones	RF
Elehuris Montero	3B	Coco Montes	SS
Scott Schebler	RF	Michael Toggia	1B
Carlos Pérez	DH	Aaron Schunk	3B
Bret Boswell	CF	Cole Tucker	2B
Brian Serven	C	Jonathan Morales	DH
Sean Bouchard	1B	Grayson Greiner	C
Kyle Holder	SS	Jameson Hannah	LF
Ryan Feltner	P	Noah Davis	P

Organization

2024 Isotopes

2023 In Review

Colorado Rockies

Opponents

Isotopes Records

Copa

ABQ Pro Baseball

History

Media Information



HOME OPENER LINEUPS

2003	4/11 vs. OKC (L, 3-5)	2004	4/12 vs. NAS (W, 6-5)	2005	4/7 vs. Iowa (W, 7-5)
Kevin Hooper	SS	Wilson Valdez	SS	Mark Little	CF
Matt Erickson	3B	Kevin Hooper	2B	Wilson Delgado	2B
Jason Wood	1B	Derek Wathan	3B	Joe Dillon	3B
Chad Allen	CF	Larry Sutton	1B	Larry Barnes	LF
Chris Wakeland	LF	Chris Aguila	CF	Josh Willingham	C
Rob Stratton	RF	Chris Ashby	LF	Jason Stokes	1B
Chris Ashby	DH	Matt Padgett	RF	Matt Padgett	RF
Matt Treanor	C	Matt Treanor	C	Josh Wilson	SS
Jesus Medrano	2B	Michael Tejera	P	Travis Smith	P
Nate Bump	P				
2006	4/14 vs. NO (W, 6-3)	2007	4/5 vs. OMA (W, 7-6)	2008	4/11 vs. OKC (L, 3-6)
Mark Little	CF	Eric Reed	CF	Andrew Beattie	2B
Robert Andino	SS	Robert Andino	SS	Alexis Gomez	CF
Mike Colangelo	LF	John Gall	LF	Brett Carroll	RF
Jason Stokes	1B	Scott Seabol	3B	Dallas McPherson	3B
Jason Wood	2B	Todd Sears	1B	John Gall	LF
Matt Cepicky	RF	Chad Hermansen	DH	Tagg Bozied	1B
Mike Kinkade	3B	Reggie Abercrombie	RF	John Baker	C
Paul Hoover	C	Paul Hoover	C	Lee Mitchell	DH
Nic Ungs	P	Zach Sorensen	2B	Chris Barnwell	SS
		Chris George	P	Bobby Keppel	P
2009	4/9 vs. OMA (W, 14-8)	2010	4/12 vs. NO (W, 14-8)	2011	4/7 vs. OMA (W, 10-5)
Luis Maza	3B	Chin-lung Hu	SS	Dee Gordon	SS
Jason Repko	RF	Ivan DeJesus, Jr.	2B	Ivan DeJesus, Jr.	2B
Xavier Paul	CF	Xavier Paul	CF	Jay Gibbons	DH
Valentino Pascucci	1B	John Lindsey	1B	John Lindsey	1B
Mitch Jones	LF	Prentice Resdman	LF	Jamie Hoffmann	RF
Chin-lung Hu	SS	Jamie Hoffmann	RF	Russ Mitchell	3B
Dee Brown	DH	Russ Mitchell	3B	Jerry Sands	LF
A.J. Ellis	C	J.D. Closser	C	Trayvon Robinson	CF
Juan Castro	2B	Josh Towers	P	Damaso Espino	C
Miguel Pinango	P			Dana Eveland	P
2012	4/13 vs. OMA (W, 7-4)	2013	4/4 vs. Iowa (W, 10-3)	2014	4/11 vs. TAC (W, 6-3)
Matt Angle	CF	Dee Gordon	SS	Carlos Triunfel	2B
Alex Castellanos	2B	Elian Herrera	CF	Joc Pederson	CF
Jerry Sands	LF	Alex Castellanos	RF	Jamie Romak	DH
Jeff Baisley	1B	Scott Van Slyke	1B	Clint Robinson	1B
Scott Van Slyke	RF	Brian Barden	3B	Miguel Olivo	C
Tim Federowicz	C	Rusty Ryal	LF	Nick Buss	RF
Josh Fields	DH	Jesus Flores	C	Brendan Harris	3B
Luis Cruz	SS	Alfredo Amezaga	2B	Trayvon Robinson	LF
Joe Becker	3B	Stephen Fife	P	Miguel Rojas	SS
Fernando Nieve	P			Zach Lee	P
2015	4/9 vs. Reno (L, 2-8)	2016	4/15 vs. TAC (W, 11-6)	2017	4/6 vs. SL (W, 7-4)
Brandon Barnes	CF	Rafael Ynoa	SS	Raimel Tapia	CF
Cristhian Adames	SS	Ryan Casteel	C	Pat Valaika	SS
Kyle Parker	LF	Mike Tauchman	CF	Rosell Herrera	LF
Matt McBride	1B	Stephen Cardullo	LF	Jordan Patterson	1B
Angelys Nina	2B	Jordan Patterson	RF	Noel Cuevas	DH
Roger Bernadina	RF	Will Swanner	1B	Mike Tauchman	RF
Dustin Garneau	C	Chris Nelson	DH	Rafael Ynoa	3B
Tim Smalling	3B	Tim Smalling	3B	Ryan Hanigan	C
Jorge De La Rosa	P	Jeff Bianchi	2B	Daniel Castro	2B
		Shane Carle	P	Jeff Hoffman	P
2018	4/10 vs. LV (W, 7-3)	2019	4/4 vs. SL (L, 4-11)	2021	5/6 vs. SUG (L, 4-9)
Raimel Tapia	CF	Yonathan Daza	CF	Ryan Vilade	LF
Drew Weeks	LF	Sam Hilliard	RF	Sam Hilliard	CF
Jordan Patterson	1B	Brendan Rodgers	2B	Taylor Motter	2B
Noel Cuevas	RF	Roberto Ramos	1B	Greg Bird	1B
Derrick Gibson	2B	Noel Cuevas	LF	José Briceño	DH
Josh Fuentes	3B	Josh Fuentes	3B	Wynton Bernard	RF
Anthony Bemboom	C	Drew Weeks	DH	Jose Gomez	3B
Daniel Castro	SS	Elliot Soto	SS	Brian Serven	C
David Holmberg	P	Drew Butera	C	Eric Stamets	SS
		Jeff Hoffman	P	Antonio Santos	P



HOME OPENER LINEUPS

2022	4/12 vs. TAC (L, 9-10 - 10 inn.)	2023	4/4 vs. SL (W, 7-5)
Ryan Vilade	LF	Brenton Doyle	RF
Colton Welker	1B	Nolan Jones	3B
Elehuris Montero	3B	Coco Montes	SS
Scott Schebler	CF	Michael Toglia	1B
Carlos Pérez	C	Aaron Schunk	2B
Tim Lopes	SS	Cole Tucker	CF
Sean Bouchard	LF	Jonathan Morales	DH
D.J. Peterson	DH	Grayson Greiner	C
Taylor Snyder	2B	Jimmy Herron	LF
Frank Duncan	P	Phillips Valdez	P

- Organization
- 2024 Isotopes
- 2023 In Review
- Colorado Rockies
- Opponents
- Isotopes Records
- Copa
- ABQ Pro Baseball
- History
- Media Information



MONTHLY RECORDS

2003	APRIL	MAY	JUNE	JULY	AUGUST	SEPTEMBER
Record	11-14	14-17	14-14	19-10	16-14	0-1
Batting	.267	.256	.272	.297	.289	.278
Pitching	5.21	5.09	5.31	3.93	4.65	4.20
Attendance	70,370	134,755	104,451	114,013	141,619	11,659
Openings	10	16	13	15	16	1
Average	7,037	8,422	8,035	7,601	8,851	11,659
2004	APRIL	MAY	JUNE	JULY	AUGUST	SEPTEMBER
Record	11-11	19-11	11-17	14-14	8-22	4-2
Batting	.277	.320	.256	.288	.250	.294
Pitching	5.62	5.18	5.75	5.44	6.70	3.74
Attendance	61,570	114,399	121,129	122,174	119,582	36,753
Openings	10	14	16	14	12	4
Average	6,150	8,174	7,571	8,727	9,965	9,188
2005	APRIL	MAY	JUNE	JULY	AUGUST	SEPTEMBER
Record	12-11	19-11	13-15	15-13	17-13	2-3
Batting	.278	.294	.261	.297	.285	.259
Pitching	5.01	4.57	5.43	4.93	4.20	2.55
Attendance	75,792	123,963	98,127	132,918	142,038	10,001
Openings	12	17	11	13	17	1
Average	6,316	7,292	8,921	10,224	8,255	10,001
2006	APRIL	MAY	JUNE	JULY	AUGUST	SEPTEMBER
Record	17-7	16-14	12-16	8-18	14-16	3-1
Batting	.276	.294	.287	.272	.297	.341
Pitching	3.59	4.75	4.02	4.73	5.48	5.75
Attendance	60,250	143,703	100,043	144,985	89,843	42,484
Openings	8	20	13	16	9	4
Average	7,531	7,185	7,695	9,061	9,983	10,621
2007	APRIL	MAY	JUNE	JULY	AUGUST	SEPTEMBER
Record	12-13	15-15	13-15	15-12	16-13	1-2
Batting	.271	.276	.290	.287	.305	.316
Pitching	5.23	4.85	5.14	5.12	5.64	9.72
Attendance	73,757	98,212	126,853	100,902	132,480	31,482
Openings	12	12	15	11	17	3
Average	6,146	8,184	8,457	9,173	7,793	10,494
2008	APRIL	MAY	JUNE	JULY	AUGUST	SEPTEMBER
Record	15-10	11-19	13-17	10-18	18-11	1-0
Batting	.305	.280	.288	.283	.279	.156
Pitching	6.28	5.91	4.93	5.58	4.81	0.00
Attendance	79,505	126,960	124,816	145,874	116,451	--
Openings	11	17	15	15	15	--
Average	7,228	7,468	8,321	9,725	8,958	--
2009	APRIL	MAY	JUNE	JULY	AUGUST	SEPTEMBER
Record	10-10	15-15	14-15	19-8	18-13	4-3
Batting	.255	.277	.246	.317	.310	.278
Pitching	5.29	4.70	2.95	4.47	4.91	3.19
Attendance	55,083	119,218	127,347	134,900	142,399	23,182
Openings	9	15	12	15	18	3
Average	6,120	7,948	10,612	8,993	7,911	7,728
2010	APRIL	MAY	JUNE	JULY	AUGUST	SEPTEMBER
Record	12-8	14-15	13-15	16-13	14-17	3-3
Batting	.295	.322	.287	.305	.299	.294
Pitching	4.57	5.46	6.04	5.71	7.02	3.63
Attendance	55,282	107,994	99,071	137,950	147,978	22,825
Openings	10	14	12	15	17	2
Average	5,528	7,714	8,256	8,622	8,705	11,413
2011	APRIL	MAY	JUNE	JULY	AUGUST	SEPTEMBER
Record	13-9	15-14	14-15	14-15	14-16	0-5
Batting	.293	.284	.302	.280	.311	.231
Pitching	5.30	5.45	5.77	5.44	6.52	5.85
Attendance	73,000	122,838	102,164	126,520	153,806	--
Openings	12	16	12	14	17	--
Average	6,083	7,677	8,514	9,037	9,047	--
2012	APRIL	MAY	JUNE	JULY	AUGUST	SEPTEMBER
Record	14-11	17-13	16-12	17-11	14-16	2-1
Batting	.282	.293	.295	.306	.303	.376
Pitching	5.29	5.04	4.59	4.06	5.83	6.67
Attendance	60,563	145,198	110,686	108,182	109,095	34,693
Openings	9	19	15	12	12	3
Average	6,729	7,642	7,379	9,015	9,091	11,564



Organization | 2024 Isotopes | 2023 In Review | Colorado Rockies | Opponents | Isotopes Records | Copa | ABQ Pro Baseball | History | Media Information

MONTHLY RECORDS

2013	APRIL	MAY	JUNE	JULY	AUGUST	SEPTEMBER
Record	14-11	15-15	18-11	16-12	11-19	2-0
Batting	.297	.276	.284	.248	.248	.296
Pitching	3.63	4.91	4.41	3.56	4.52	2.00
Attendance	83,798	104,203	99,252	131,701	148,614	-
Openings	13	14	12	15	17	-
Average	6,446	7,443	8,271	8,780	8,742	-
2014	APRIL	MAY	JUNE	JULY	AUGUST	SEPTEMBER
Record	14-12	11-18	13-16	15-14	9-19	0-1
Batting	.284	.268	.277	.299	.295	.129
Pitching	4.98	5.56	4.48	6.23	6.40	2.00
Attendance	75,962	110,956	117,027	130,677	121,125	9,178
Openings	11	13	15	16	14	1
Average	6,878	8,535	7,802	8,167	8,652	9,178
2015	APRIL	MAY	JUNE	JULY	AUGUST	SEPTEMBER
Record	9-12	12-18	13-15	14-14	11-19	3-4
Batting	.243	.280	.282	.287	.271	.228
Pitching	5.15	5.29	4.97	4.77	4.97	3.81
Attendance	54,591	127,395	107,897	125,874	144,762	--
Openings	9	17	13	14	14	--
Average	6,066	7,493	8,299	8,991	8,515	--
2016	APRIL	MAY	JUNE	JULY	AUGUST	SEPTEMBER
Record	14-9	9-20	8-20	16-11	20-11	4-1
Batting	.271	.236	.244	.313	.286	.272
Pitching	4.11	4.62	4.34	5.58	3.96	2.45
Attendance	48,909	130,017	108,849	103,479	131,012	--
Openings	8	17	14	14	15	--
Average	6,113	7,648	7,774	7,960	8,734	--
2017	APRIL	MAY	JUNE	JULY	AUGUST	SEPTEMBER
Record	11-12	16-13	12-16	16-13	11-17	2-2
Batting	.273	.284	.316	.303	.248	.308
Pitching	4.32	4.86	5.80	4.98	4.21	6.62
Attendance	74,476	106,431	114,569	144,004	103,022	--
Openings	12	12	16	17	11	--
Average	6,206	8,869	7,161	8,471	9,366	--
2018	APRIL	MAY	JUNE	JULY	AUGUST	SEPTEMBER
Record	10-15	19-11	13-14	9-17	12-17	0-3
Batting	.297	.293	.274	.285	.285	.206
Pitching	7.00	4.64	5.18	4.44	5.45	6.38
Attendance	69,674	118,429	110,194	109,595	148,438	--
Openings	12	14	14	12	18	--
Average	5,806	8,459	7,871	9,132	8,247	--
2019	APRIL	MAY	JUNE	JULY	AUGUST	SEPTEMBER
Record	15-11	11-19	8-19	11-15	15-14	0-2
Batting	.301	.283	.268	.283	.303	.267
Pitching	6.49	5.99	6.92	6.58	6.02	6.23
Attendance	82,739	108,635	104,708	109,676	137,074	--
Openings	13	14	13	13	15	--
Average	6,365	7,760	8,055	8,437	9,138	--
2021	MAY	JUNE	JULY	AUGUST	SEPTEMBER	*OCTOBER
Record	7-16	8-17	18-8	12-16	12-13	1-2
Batting	.214	.271	.275	.272	.261	.175
Pitching	6.82	6.68	5.69	6.16	4.93	3.12
Attendance	51,274	49,124	77,790	87,787	63,319	--
Openings	12	12	14	15	11	--
Average	4,273	4,094	5,556	5,852	5,756	--
2022	APRIL	MAY	JUNE	JULY	AUGUST	SEPTEMBER
Record	9-14	12-14	15-11	11-13	7-17	8-17
Batting	.281	.268	.282	.281	.257	.267
Pitching	6.78	7.32	6.81	6.39	6.98	7.03
Attendance	72,170	101,456	80,591	94,225	76,958	90,098
Openings	11	13	11	12	12	14
Average	6,561	7,804	7,326	7,852	6,413	6,436
2023	APRIL	MAY	JUNE	JULY	AUGUST	SEPTEMBER
Record	12-15	10-16	7-18	15-9	13-14	11-10
Batting	.274	.320	.255	.282	.260	.290
Pitching	6.80	8.16	6.03	5.69	6.70	5.40
Attendance	75,079	121,595	62,386	94,578	78,857	89,397
Openings	12	17	9	12	12	12
Average	6,257	7,153	6,932	7,882	6,549	7,450
TOTAL	APRIL	MAY	JUNE	JULY	AUGUST	SEPTEMBER
Record	235-215	277-304	248-308	282-266	269-315	62-74
Attendance	1,302,270	2,317,631	2,069,284	2,390,017	2,472,940	465,071
Openings	204	303	263	278	294	59
Average	6,384	7,649	7,864	8,597	8,411	7,883

* 2021 marked the only time the Isotopes have ever played in October. There were no games in April that season due to COVID-19.



Organization
2024 Isotopes
2023 In Review
Colorado Rockies
Opponents
Isotopes Records
Copa
ABQ Pro Baseball
History
Media Information

YEAR-BY-YEAR ATTENDANCE

YEAR	ATTENDANCE (PCL RANK)	OPENINGS	AVERAGE (PCL RANK)	CUMULATIVE TOTAL
2003	576,867 (3)	71	8,125 (3)	576,867
2004	575,607 (3)	70	8,223 (3)	1,152,474
2005	582,839 (4)	71	8,209 (4)	1,735,313
2006	581,308 (4)	70	8,304 (4)	2,316,621
2007	563,686 (5)	70	8,053 (5)	2,880,307
2008	593,606 (3)	71	8,361(3)	3,473,913
2009	602,129 (3)	72	8,363 (3)	4,076,042
2010	571,100 (3)	70	8,159 (3)	4,647,142
2011	578,328 (3)	71	8,145 (3)	5,225,470
2012	568,417 (3)	70	8,120 (3)	5,793,997
2013	567,568 (3)	71	7,994 (3)	6,361,455
2014	564,625 (3)	70	8,066 (3)	6,926,190
2015	560,519 (5)	70	8,007 (4)	7,486,709
2016	522,266 (4)	67	7,795 (4)	8,008,975
2017	542,502 (5)	68	7,978 (4)	8,551,477
2018	556,330 (3)	70	7,948 (3)	9,107,807
2019	542,832 (5)	68	7,983 (4)	9,650,639
2021	329,294 (3)	64	5,145 (3)	9,979,903
2022	515,498 (2)	73	7,062 (1)	10,495,321
2023	521,521 (1)	74	7,048 (1)	11,016,842
TOTAL	11,016,842	1,401	7,864	11,016,842

TOP 10 LARGEST CROWDS AT RGCU FIELD AT ISOTOPES PARK

	Attendance	Date	Opponent
1.	16,975	May 5, 2018	El Paso
2.	16,348	July 4, 2014	Las Vegas
3.	16,286	July 3, 2015	Reno
4.	16,229	July 4, 2013	Iowa
5.	16,059	July 4, 2011	Round Rock
6.	15,664	July 4, 2017	Sacramento
7.	15,652	July 4, 2018	Tacoma
8.	15,628	July 4, 2016	El Paso
9.	15,619	July 30, 2022	Las Vegas
10.	15,358	July 3, 2009	Memphis

TOP 10 LARGEST CROWDS

(non-Fourth of July or Manny Ramirez rehab assignment)

	Attendance	Date	Opponent
1.	16,975	May 5, 2018	El Paso
2.	15,817	May 5, 2023	Sugar Land
3.	15,619	July 30, 2022	Las Vegas
4.	15,190	May 14, 2022	Sugar Land
5.	14,855	August 29, 2013	Round Rock
6.	14,591	July 1, 2023	El Paso
7.	14,547	June 16, 2007	Round Rock
8.	14,427	August 29, 2019	Las Vegas
9.	14,299	August 29, 2015	Colorado Springs
10.	14,222	May 18, 2019	El Paso

LARGEST CROWDS OVER THE COURSE OF THREE CONSECUTIVE DAYS AT RGCU FIELD AT ISOTOPES PARK

	Attendance	Dates	Opponent(s)
1.	43,480	June 23-25, 2009	Nashville
2.	39,080	July 4-6, 2013	Iowa
3.	38,052	July 29-31, 2005	Salt Lake / Colo. Springs
4.	37,307	May 5-7, 2018	El Paso
5.	37,032	August 11-13, 2006	Nashville

LARGEST CROWDS FOR A SERIES (ANY LENGTH) AT RGCU FIELD AT ISOTOPES PARK

	Attendance	Dates	Opponent(s)
1.	57,657	June 28-July 3, 2023	El Paso (6 games)
2.	54,763	June 23-26, 2009	Nashville (4 games)
3.	53,070	May 2-7, 2023	Sugar Land (6 games)
4.	47,779	May 4-7, 2018	El Paso (4 games)
5.	47,025	August 11-14, 2006	Nashville (4 games)



Organization
2024 Isotopes
2023 In Review
Colorado Rockies
Opponents
Isotopes Records
Copa
ABQ Pro Baseball
History
Media Information

ALL-TIME COMPLETE GAMES

6/19/03	at Colorado Springs (2)	Justin Wayne	6.0 IP	6 H	3 R	3 ER	1 BB	3 K	Lost, 2-3
6/20/03	at Colorado Springs	Scott Sanders	9.0 IP	6 H	1 R	1 ER	2 BB	9 K	Won, 2-1
7/10/03	vs. Memphis	Sean Bergman	9.0 IP	7 H	2 R	2 ER	2 BB	3 K	Won, 9-2
7/18/03	vs. Tacoma	Sean Bergman	9.0 IP	7 H	0 R	0 ER	0 BB	7 K	Won, 3-0
7/29/03	at Nashville	Scott Sanders	9.0 IP	6 H	2 R	2 ER	0 BB	11 K	Won, 5-2
7/31/03	at Nashville	Justin Wayne	6.2 IP	3 H	2 R	2 ER	0 BB	7 K	Lost, 1-2
6/16/04	vs. Iowa	Aaron Small	9.0 IP	5 H	1 R	1 ER	0 BB	4 K	Won, 6-1
8/10/04	vs. Fresno (1)	Michael Nannini	7.0 IP	3 H	0 R	0 ER	4 BB	5 K	Won, 1-0
9/1/04	at New Orleans	Matt Blank	9.0 IP	7 H	2 R	2 ER	1 BB	3 K	Won, 6-2
9/3/04	vs. Oklahoma	Aaron Small	9.0 IP	9 H	2 R	2 ER	1 BB	7 K	Won, 9-2
5/29/05	vs. Omaha	Les Walrond	9.0 IP	4 H	0 R	0 ER	4 BB	4 K	Won, 8-0
6/19/05	at Memphis	Les Walrond	9.0 IP	3 H	0 R	0 ER	1 BB	6 K	Won, 1-0
8/14/05	vs. New Orleans (2)	Ariel Prieto	7.0 IP	4 H	1 R	1 ER	2 BB	5 K	Won, 6-1
5/15/06	at Tacoma	Nic Ungs	9.0 IP	4 H	0 R	0 ER	0 BB	4 K	Won, 1-0
7/19/06	vs. New Orleans (2)	Renyel Pinto	7.0 IP	6 H	2 R	2 ER	3 BB	3 K	Won, 3-2
8/1/06	vs. Fresno (1)	Nic Ungs	7.0 IP	8 H	4 R	4 ER	2 BB	2 K	Won, 10-4
8/16/06	at Omaha	Nic Ungs	7.0 IP	5 H	1 R	0 ER	1 BB	3 K	Won, 9-1
7/19/07	vs. Omaha	Kenny Baugh	9.0 IP	7 H	1 R	1 ER	1 BB	4 K	Won, 5-1
6/1/08	vs. Memphis	Chris Seddon	9.0 IP	6 H	1 R	1 ER	3 BB	8 K	Won, 6-1
6/18/08	at Memphis (1)	Chris Seddon	6.0 IP	7 H	3 R	3 ER	3 BB	6 K	Lost, 1-3
7/31/08	at Portland	Daniel Barone	9.0 IP	3 H	0 R	0 ER	0 BB	8 K	Won, 3-0
9/1/08	at Round Rock	Bobby Keppel	9.0 IP	7 H	0 R	0 ER	0 BB	5 K	Won, 1-0
4/30/09	vs. Round Rock	Charlie Haeger	9.0 IP	6 H	2 R	1 ER	2 BB	5 K	Won, 6-2
5/30/09	at Oklahoma City (1)	Shawn Estes	6.0 IP	4 H	1 R	1 ER	3 BB	3 K	Lost, 0-1
6/1/09	at Oklahoma City	Charlie Haeger	9.0 IP	4 H	2 R	2 ER	3 BB	3 K	Won, 4-2
6/4/09	at New Orleans (1)	Shawn Estes	6.0 IP	7 H	3 R	3 ER	3 BB	4 K	Lost, 2-3
6/11/09	at Round Rock	Giancarlo Alvarado	8.0 IP	9 H	5 R	5 ER	2 BB	12 K	Lost, 1-5
6/25/09	vs. Nashville	Scott Elbert	6.0 IP	1 H	0 R	0 ER	1 BB	7 K	Won, 4-0
7/23/09	at Round Rock	Charlie Haeger	9.0 IP	6 H	1 R	1 ER	2 BB	12 K	Won, 5-1
7/28/09	vs. Oklahoma City	Charlie Haeger	9.0 IP	11 H	2 R	2 ER	2 BB	5 K	Won, 6-2
4/20/11	at Iowa (1)	Dana Eveland	6.0 IP	5 H	3 R	3 ER	2 BB	8 K	Lost, 1-3
4/20/11	at Iowa (2)	John Ely	7.0 IP	1 H	0 R	0 ER	4 BB	7 K	Won, 3-0
5/22/11	vs. Reno	John Ely	9.0 IP	3 H	1 R	1 ER	1 BB	7 K	Won, 3-1
5/30/11	at New Orleans	Tim Redding	8.0 IP	6 H	3 R	3 ER	0 BB	3 K	Lost, 2-3
7/28/11	at Omaha	Dana Eveland	9.0 IP	3 H	0 R	0 ER	1 BB	6 K	Won, 2-0
8/8/12	vs. Tucson (1)	John Ely	7.0 IP	6 H	0 R	0 ER	1 BB	8 K	Won, 4-0
4/19/13	at Omaha (1)	Blake Johnson	6.0 IP	6 H	3 R	2 ER	0 BB	5 K	Lost, 2-3
7/8/13	vs. Nashville (Rain Shortened)	Jonathan Sanchez	5.0 IP	6 H	5 R	5 ER	3 BB	4 K	Won, 6-5
6/6/14	at Tacoma (1)	Carlos Frias	6.0 IP	9 H	5 R	5 ER	1 BB	2 K	Lost, 3-5
6/27/14	vs. Reno (1)	Carlos Frias	7.0 IP	8 H	2 R	1 ER	0 BB	5 K	Won, 3-2
7/11/14	at Las Vegas (1)	Jeff Bennett	6.0 IP	9 H	8 R	8 ER	2 BB	4 K	Lost, 1-8
5/26/15	at New Orleans (1)	Jon Gray	6.0 IP	8 H	3 R	3 ER	3 BB	2 K	Lost, 0-3
6/29/15	at Salt Lake	John Lannan	8.0 IP	16 H	7 R	5 ER	0 BB	5 K	Lost, 2-7
8/9/16	vs. Las Vegas (1)	Eddie Butler	7.0 IP	3 H	0 R	0 ER	2 BB	3 K	Won, 7-0
8/12/17	vs. Fresno (1)	Ryan Carpenter	7.0 IP	3 H	2 R	2 ER	1 BB	6 K	Lost, 1-2
6/18/22	vs. Salt Lake (2)	Riley Smith	7.0 IP	4 H	0 R	0 ER	0 BB	7 K	Won, 4-0

ISOTOPES LOW HIT COMPLETE GAME PITCHING PERFORMANCES

Hits	Pitcher	Opponent/Date	Notes
1	John Ely	at Iowa -- 4/20/11	Topes won 3-0 -- 7 IP, 1 H, 0 R, 4 BB, 7 K, 97 pitches. Gm 2 of DH, 47 degrees; 1 out from no-hitter.
1	Scott Elbert	vs. Nashville -- 6/25/09	Topes won 4-0 -- 6 IP, 1 H, 0 R, 1 BB, 7 K, 82 pitches. Rain shortened game. Only hit in 6th inning. Elbert's first start at AAA after reassigned by Dodgers. (Final Manny Ramirez rehab game)
3	Ryan Carpenter	vs. Fresno -- 8/12/17	Topes lost 1-2 -- 7 IP, 3 H, 2 R, 1 BB, 6 K, 86 pitches. 2-run HR by Tyler White in 3rd inning.
3	Eddie Butler	vs. Las Vegas -- 8/9/16	Topes won 7-0 -- 7 IP, 3 H, 0 R, 2 BB, 3 K, 110 pitches. Singles in 1st, 3rd and 5th. Gm 1 of DH.
3	Dana Eveland	at Omaha -- 7/28/11	Topes won 2-0 -- 9 IP, 3 H, 0 R, 1 BB, 6 K, 115 pitches. Singles in 1st, 5th and 9th innings.
3	John Ely	vs. Reno -- 5/22/11	Topes won 3-1 -- 9 IP, 3 H, 1 R, 1 BB, 7 K, 107 pitches. Singles in 3rd and 9th, HR by Ransom in 5th
3	Daniel Barone	at Portland -- 7/31/08	Topes won 3-0 -- 9 IP, 3 H, 0 R, 0 BB, 8 K, 116 pitches. Singles in 5th and 7th, double in 9th. Two starts before, went 7.2 scoreless with 2 hits allowed.
3	Les Walrond	at Memphis -- 6/19/05	Topes won 1-0 -- 9 IP, 3 H, 0 R, 1 BB, 6 K. Doubles in 1st and 6th, single in 6th. Game lasted 1:51.
3	Michael Nannini	vs. Fresno -- 8/10/04	Topes won 1-0 -- 7 IP, 3 H, 0 R, 4 BB, 5 K. Game 1 of DH
3	Justin Wayne	at Nashville -- 7/31/03	Topes lost 1-2 -- 6.2 IP, 3 H, 2 R, 0 BB, 7 K, Gm 1 of DH.

ISOTOPES NEAR NO-HITTERS

Date	Player	Opponent	Notes
8/11/18	Sam Howard + 4	at Fresno	24 outs, 3 away from no-hitter. Garrett Stubbs ended bid with double to center to begin the ninth. Sam Howard threw 4.0 IP followed by Yency Almonte (1.0), Carlos Estevez (1.0), Brooks Pounders (2.0), Scott McCough (1.0).
5/1/18	Jeff Hoffman + 2	at Tacoma	24 outs, 3 outs away from no-hitter. Tacoma's Ian Miller recorded only hit of game with an infield single to lead off the ninth. Jeff Hoffman went 5.2 IP. Scott McCough 2.1, DJ Johnson 1.0.
7/22/06	Jeff Fulchino + 2	at New Orleans	23 outs, 4 away when George Lombard reaches on infield single with 2 hits in 8th off Jody Stewart. Jeff Fulchino went 6 IP. Wes Wilkerson 1.2 IP, then ejected for plunking Marlon Byrd.
4/20/11	John Ely	at Iowa	20 outs, 1 out away in a 7-inning game. Marquez Smith hit a double to break up Ely. Josh retired the next batter to finish with a one-hit shutout.
5/23/19	Chi Chi González	at Las Vegas	20 outs, 7 away from no-hitter. Corban Joseph hit a double to right field to break up no-hit bid with two away in the seventh inning.
8/13/23	Noah Davis/Josh Rogers	at Round Rock	18 outs, 9 away from combined no-hitter. Justin Foscue leadoff home run in the seventh off Rogers. Davis threw 5.2 hitless before Rogers picked up the final out of the 6th.
8/25/18	Jeff Hoffman	vs. Reno	18 outs, 9 away from a perfect game before broken up on a double down the left field line by Reno's Ildemaro Vargas to lead off the seventh inning. Longest perfect game bid in Isotopes history.
5/19/17	Barry Enright	vs. Colorado Springs	17 outs, 10 away from a perfect game before broken up on Gabriel Noriega's single to right field with two outs in the sixth inning.
7/21/16	Eddie Butler	vs. Nashville	16 outs, broken up with 1 out in 6th on double by Bryan Anderson. Proceeded to allow four more hits and six runs before a pitching change with 2 outs in the 6th.
6/25/09	Scott Elbert	vs. Nashville	16 outs, broken up with 1 out in 6th on bloop single by Martín Maldonado. No more hits that inning, then rain-shortened game. Only hit Elbert allowed.



Organization
2024 Isotopes
2023 In Review
Colorado Rockies
Opponents
Isotopes Records
Copa
ABQ Pro Baseball
History
Media Information

ALL-TIME MULTI-HOME RUN GAMES/LONGEST HOME RUNS AT ISOTOPES PARK

2023 Multi-Home Run Games (10)			
Date	Opponent	Player	Innings
3/31	at RR	Nolan Jones	1st / 5th
4/12	at ELP	Coco Montes	5th / 9th
4/27	at RR	Elehuris Montero	3rd / 8th
5/9	at LV	Brian Serven	6th / 7th
5/14	at LV	Coco Montes	1st / 3rd
5/23	vs. RR	Trevor Boone	2nd / 6th
6/28	vs. ELP	Michael Toglia	6th / 9th
8/13	at RR	Hunter Goodman	2nd / 8th
8/22	at OKC	Hunter Goodman	4th / 7th
8/25	at OKC	Hunter Goodman	4th / 9th

Isotopes All-Time 3+ Home Run Games (11)			
Date	Opponent	Player	Innings
7/16/04	at OKL	Chris Aguila	3rd / 6th / 7th
4/9/05	vs. IOWA	Mark Little	1st / 7th / 8th
8/31/05	vs. RR	Todd Sears	3rd / 6th / 8th
7/18/07	vs. OMA	Brett Carroll	2nd / 4th / 6th
5/19/08	vs. RR	Dallas McPherson	2nd / 5th / 7th
7/27/08	vs. FRE	Dallas McPherson	4th / 6th / 8th
5/22/09	vs. SL	Dee Brown	1st / 3rd / 8th
4/18/10	vs. OMA	Prentice Redman	1st / 3rd / 5th
4/21/19	vs. TAC	Dom Nuñez	1st / 3rd / 8th
7/24/21	at EP (G1)	Taylor Motter	1st / 3rd / 5th
8/27/22	vs. RR	Michael Toglia	2nd / 4th / 9th

Most Multi-Home Run Games In A Single Season		
Player	No.	Year
Pat Valaika	5	2019
Jordan Patterson	4	2017
Dallas McPherson	4	2008
Brett Carroll	4	2007
Joe Dillon	4	2004
Hunter Goodman	3	2023
Wynton Bernard	3	2022
Alan Trejo	3	2022
Taylor Motter	3	2021
Drew Weeks	3	2019
Tim Wheeler	3	2015
Alex Guerrero	3	2014
Joc Pederson	3	2014
Jamie Romak	3	2014
Jerry Sands	3	2012
Jamie Hoffmann	3	2011
Mitch Jones	3	2009
Mark Little	3	2005
Matt Padgett	3	2005
Mike Colangelo	3	2004
Matt Padgett	3	2004
Larry Sutton	3	2004
Gerald Williams	3	2003

Most Multi-Home Run Games In An Isotopes Career	
Player	No.
Brett Carroll	6
Joe Dillon	6
Matt Padgett	6
Jordan Patterson	6
Mike Colangelo	5
Pat Valaika	5
Wynton Bernard	4
Alan Trejo	4
Dallas McPherson	4
Valentino Pascucci	4
Jerry Sands	4
Jason Wood	4
Ryan McMahon	4
Drew Weeks	4
Taylor Motter	4
Sam Hilliard	4
Hunter Goodman	3
Tim Federowicz	3
Alex Guerrero	3
Mitch Jones	3
Mark Little	3
Joc Pederson	3
Jamie Romak	3
Larry Sutton	3
Scott Van Slyke	3
Tim Wheeler	3
Gerald Williams	3
Alex Castellanos	3
Tom Murphy	3
Mike Tauchman	3

Homer From Both Sides Of Plate In A Game			
Date	Opponent	Player	Innings
8/19/07	at OMA	Joe Borchard	3rd / 7th

Longest Home Runs at Isotopes Park - Statcast Era (Since 2018)					
DATE	BATTER	TEAM	DISTANCE	EXIT VELO	LAUNCH ANGLE
5/26/2019	Anthony Garcia	Sacramento	525.7	113.4	28.2
7/21/2018	Taylor Jones	Fresno	506.9	110.0	26.0
5/19/2019	Jacob Scavuzzo	El Paso	495.4	110.2	32.2
5/18/2018	Jordan Patterson	Albuquerque	495.1	112.5	24.7
7/20/2019	Sam Hilliard	Albuquerque	494.0	109.7	34.2
8/22/2019	Raudy Read	Fresno	493.5	108.3	30.7
8/8/2019	Drew Weeks	Albuquerque	493.5	108.9	27.5
4/29/2019	Pat Valaika	Albuquerque	493.3	107.6	33.8
9/25/2021	Taylor Snyder	Albuquerque	493.2	110.4	24.9



ALL-TIME BACK-TO-BACK HOME RUNS

Organization
2024 Isotopes
2023 In Review
Colorado Rockies
Opponents
Isotopes Records
Copa
ABQ Pro Baseball
History
Media Information

Date	Opponent	Home Run #1	Home Run #2	Home Run #3	Inning
4/13/03	vs. Oklahoma	Chris Wakeland	Chad Allen		3rd Inning
5/29/03	vs. Colorado Springs	Jason Wood	Rob Stratton		6th Inning
7/24/03	vs. New Orleans	Scott Sanders	Gerald Williams (inside-the-park)		4th Inning
4/6/04	at Memphis	Matt Padgett	Matt Treanor		2nd Inning
6/5/04	at Oklahoma	Larry Sutton	Joe Dillon		3rd Inning
8/16/04	at Iowa	Brian Banks	Matt Padgett		5th Inning
9/3/04	vs. Oklahoma	Joe Dillon	Mike Colangelo		3rd Inning
5/8/05	vs. New Orleans	Josh Wilson	Joe Dillon		6th Inning
5/21/05	at Las Vegas	Matt Padgett	Josh Willingham		3rd Inning
5/25/05	at Tucson	Matt Padgett	Josh Willingham		8th Inning
5/7/06	vs. Oklahoma	Scott Seabol	Mike Colangelo		6th Inning
8/17/06	vs. Omaha	Tom Wilson	Matt Cepicky		7th Inning
8/31/06	vs. Nashville	Eric Reed	Tony Schragger		6th Inning
4/12/07	vs. Iowa	Paul Hoover	Reggie Abercrombie		5th Inning
5/9/07	vs. Portland	Scott Seabol	Brett Carroll		5th Inning
5/25/07	vs. Fresno	Valentino Pasucci	John Gall		4th Inning
5/28/07	vs. Nashville	Andrew Beattie	Robert Andino		5th Inning
6/21/07	at Oklahoma City	Todd Linden	Scott Seabol		6th Inning
8/16/07	vs. Round Rock	Andrew Beattie	Paul Hoover		3rd Inning
8/19/07	at Omaha	Scott Seabol	Valentino Pasucci		9th Inning
8/22/07	vs. Memphis	Robert Andino	Reggie Abercrombie		3rd Inning
4/17/08	at Memphis	Andrew Beattie	John Gall		3rd Inning
4/19/08	vs. Nashville	Chase Lambin	John Gall		2nd Inning
4/19/08	vs. Nashville	Tagg Bozied	Brett Carroll		2nd Inning
4/30/08	vs. Las Vegas	Dalson McPherson	Dalson McPherson		1st Inning
6/15/08	vs. Omaha	Dalson McPherson	Tagg Bozied		1st Inning
7/24/08	vs. Sacramento	Tagg Bozied	Tagg Bozied		10th Inning
8/14/08	at Omaha	Tagg Bozied	Dalson McPherson		4th Inning
8/20/08	vs. New Orleans	Andrew Beattie	Brett Hayes		6th Inning
8/30/08	at Round Rock	Dalson McPherson	Michael Ryan		1st Inning
5/6/09	at Oklahoma City	Mitch Jones	Jason Repko		4th Inning
5/6/09	vs. New Orleans	Dee Brown	Mitch Jones		6th Inning
5/22/09	vs. Salt Lake	Dee Brown	Mitch Jones		1st Inning
5/22/09	vs. Salt Lake	Dee Brown	Mitch Jones		8th Inning
5/31/09	at Oklahoma City	Hector Luna	Dee Brown		9th Inning
7/24/09	vs. Iowa	Mitch Jones	Brett Harper		8th Inning
4/18/10	vs. Omaha	Jay Gibbons	Prentice Redman		3rd Inning
5/21/10	vs. Reno	Jay Gibbons	John Lindsey		1st Inning
6/21/10	at Iowa	Lucas May	J.D. Closser		3rd Inning
7/21/10	at Nashville	John Lindsey	Jay Gibbons		3rd Inning
7/27/10	vs. Iowa	Russ Mitchell	Jay Gibbons		5th Inning
7/28/10	vs. Iowa	Russ Mitchell	John Lindsey		3rd Inning
8/25/10	vs. Oklahoma City	Justin Sellers	Jamie Hoffmann		2nd Inning
8/7/10	at Round Rock	John Lindsey	J.D. Closser		4th Inning
7/5/11	vs. Round Rock	Jerry Sands	John Lindsey		5th Inning
8/21/11	at New Orleans	Jerry Sands	Russ Mitchell		1st Inning
8/6/11	vs. Tacoma	Jerry Sands	Jamie Hoffmann		3rd Inning
8/9/11	vs. Salt Lake	Jerry Sands	Jamie Hoffmann	Justin Sellers	7th Inning
8/15/11	at Fresno	Jerry Sands	Jamie Hoffmann		3rd Inning
4/8/12	at Omaha	Jeff Baisley	Scott Van Slyke		4th Inning
5/4/12	at Nashville	Scott Van Slyke	Jeff Baisley		5th Inning
7/8/12	vs. Round Rock	Brian Cavazos-Galvez	Josh Bard		2nd Inning
4/15/13	at Iowa	Alex Castellanos	Scott Van Slyke		5th Inning
7/9/13	vs. Nashville	Justin Sellers	Nick Buss		3rd Inning
5/10/14	at El Paso	Joe Pederson	Clint Robinson		1st Inning
5/19/14	at Salt Lake	Jamie Romak	Carlos Triunfel		5th Inning
6/12/14	vs. Round Rock	Clint Robinson	Alex Liddi		2nd Inning
7/2/14	at El Paso	Griff Erickson	Johnny Monell		6th Inning
8/8/14	at Las Vegas	Joe Pederson	Tim Federowicz		1st Inning
8/18/14	vs. Nashville	Mike Baxter	Joe Pederson		3rd Inning
4/28/15	at Las Vegas	Angelys Nina	Tim Smalling		2nd Inning
7/21/15	at Reno	Dustin Garneau	Roger Bernadina		9th Inning
8/6/15	vs. El Paso	Roger Bernadina	Jeremy Barfield		2nd Inning
4/25/16	at Las Vegas	Cody Decker	Stephen Cardullo		4th Inning
5/25/16	at Omaha	Tim Smalling	Rafael Ynoa		2nd Inning
6/5/16	vs. Fresno	Jose Reyes	Stephen Cardullo		3rd Inning
7/8/16 (2)	at Las Vegas	Ben Paulsen	Dustin Garneau		3rd Inning
7/14/16	vs. Memphis	David Dahl	Jordan Patterson		1st Inning
7/21/16	vs. Nashville	Dustin Garneau	Jordan Patterson		7th Inning
6/10/17	at Salt Lake	Noel Cuevas	Jordan Patterson		8th Inning
6/24/17	vs. El Paso	Jordan Patterson	Dominic Brown		3rd Inning
7/7/17	vs. Las Vegas	Noel Cuevas	Jordan Patterson		7th Inning
7/18/17(1)	vs. Tacoma	Dustin Garneau	Derrick Gibson		4th Inning
4/11/18	vs. Las Vegas	Raimel Tapia	Drew Weeks		3rd Inning
4/30/18	at Tacoma	Tom Murphy	Jordan Patterson		4th Inning
5/15/18	at Las Vegas	Ryan McMahton	Mike Tauchman		3rd Inning
5/13/18	vs. Fresno	Stephen Cardullo	Mike Tauchman		8th Inning
7/19/18	vs. El Paso	Mike Tauchman	David Dahl		1st Inning
8/27/18	vs. Reno	Jordan Patterson	Noel Cuevas		8th Inning
7/4/19	vs. Las Vegas	Sam Hilliard	Brian Mundell		8th Inning
7/31/19	at Memphis	Pat Valaka	Josh Fuentes		6th Inning
8/9/19	vs. San Antonio	Elliot Soto	Sam Hilliard		5th Inning
8/21/19	at Sacramento	Elliot Soto	Sam Hilliard		1st Inning (Led off game)
8/23/19	vs. Fresno	Drew Weeks	Josh Fuentes		4th Inning
8/29/19	vs. Las Vegas	Elliot Soto	Drew Weeks		2nd Inning
6/7/21	vs. Las Vegas	Connor Joe	Taylor Motter	Sam Hilliard	9th Inning
6/29/21	vs. Tacoma	Connor Joe	Sam Hilliard		1st Inning
7/19/21	vs. Sugar Land	Greg Bird	Taylor Motter		9th Inning
7/24/21	at El Paso (G1)	Alan Trejo	Taylor Motter		1st Inning
7/27/21	at El Paso	Greg Bird	Taylor Snyder		1st Inning
7/30/21	vs. Salt Lake	Taylor Motter	Greg Bird		8th Inning
9/6/21	at Oklahoma City	Brian Serven	LJ Hatch		4th Inning
9/25/21	vs. Reno	Brian Serven	Taylor Snyder		7th Inning
4/19/22	vs. Tacoma	Colton Walker	Scott Scheller		3rd Inning
4/28/22	vs. Sacramento	Wynlon Bernard	Sean Bouchard		1st Inning (Led off game)
5/28/22	vs. Round Rock	Carlos Pérez	Coco Montes		4th Inning
6/14/22	vs. Salt Lake	Carlos Pérez	Alan Trejo		7th Inning
6/15/22	vs. Salt Lake	Carlos Pérez	Sean Bouchard		6th Inning
8/29/22	vs. Reno	Alan Trejo	Coco Montes		6th Inning
8/18/22	at Tacoma	Alan Trejo	Sean Bouchard		3rd Inning
8/23/22	vs. Round Rock	LJ Hatch	Tim Lopes		4th Inning
9/1/22	at Sugar Land	Tim Lopes	Bret Boswell		8th Inning
9/7/22	at El Paso (G2)	Sam Hilliard	D.J. Peterson		4th Inning
9/21/22	at Sugar Land	D.J. Peterson	Brenton Doyle		2nd Inning
4/2/23	at Round Rock	Nolan Jones	Nicholas Toggia		5th Inning
4/8/23	vs. Salt Lake	Michael Toggia	Aaron Schunk		5th Inning
4/9/23	vs. Salt Lake	Nolan Jones	Coco Montes		6th Inning
5/13/23	at Las Vegas	Nolan Jones	Elehuris Montero		9th Inning
5/27/23	vs. Round Rock	Jonathan Daza	Coco Montes		4th Inning
7/3/23	vs. El Paso	Jonathan Morales	Aaron Schunk		3rd Inning



ALL-TIME GRAND SLAMS

Isotopes All-Time Grand Slams (110)

Date	Opponent	Player	Inning	At	Year	Player	Inning
4/7/03	vs. OKL	Derek Wathan	5th Inning	4/21/15	at TAC	Tim Wheeler	1st Inning
4/13/03	vs. OKL	Robert Stratton	5th Inning	7/16/15	vs. LV	Tim Wheeler	6th Inning
7/28/03	at LV	Gerald Williams	8th Inning	7/31/15	vs. SL	Trevor Slory	7th Inning
5/2/04	vs. Iowa	Mike Colangelo	1st Inning	8/1/16	at FEM	Willin Rosario	8th Inning
5/13/04	at SL	Matt Padgett	3rd Inning	8/15/15	at MEM	Angelys Nina	5th Inning
5/30/04	at MEM	Matt Padgett	5th Inning	4/15/16	vs. TAC	Tim Shalling	3rd Inning
6/9/04	at OKL	Joe Dillon	9th Inning	4/19/16	vs. Reno	Jordan Patterson	1st Inning
6/16/04	vs. Iowa	Matt Padgett	6th Inning	5/13/16	at SL	Tom Murphy	6th Inning
7/10/04	vs. Iowa	Mike Colangelo	3rd Inning	7/15/16	vs. MEM	David Dahl	4th Inning
7/31/04	at TAC	Mike Colangelo	1st Inning	8/3/16	at COS	Stephen Cardullo	3rd Inning
8/5/04	vs. SAC	Larry Sutton	4th Inning	5/27/17	at FEE	Rafael Ynoa	8th Inning
8/23/04	at COS	Joe Dillon	6th Inning	7/13/17	at FEM	Jordan Patterson	3rd Inning
4/12/05	vs. OMA	Jason Stokes	4th Inning	5/6/18	vs. ELP	Mike Tauchman	7th Inning
4/29/05	at NO	Larry Barnes	7th Inning	6/17/18	vs. NAS	Pat Valaika	8th Inning
6/20/05	at MEM	Chris Aguilu	9th Inning	8/3/18	vs. RR	Noel Cuevas	1st Inning
7/25/05	at NO	Mike Colangelo	6th Inning	8/4/18	vs. RO	Mike Tauchman	3rd Inning
7/31/05	vs. COS	Joe Dillon	1st Inning	8/7/18	vs. NO	Mike Tauchman	3rd Inning
8/1/05	vs. COS	Jason Wood	3rd Inning	8/17/18	vs. SAC	Josh Fuentes	7th Inning
5/6/06	vs. OKL	Paul Hoover	3rd Inning	4/21/19	vs. TAC	Roberto Ramos	8th Inning
5/20/06	vs. LV	Scott Seabro	1st Inning	5/6/19	at TAC	Brian Mundell	8th Inning
8/3/06	at SL (2)	Chris Aguilu	6th Inning	6/24/19	at Reno	Roberto Ramos	6th Inning
8/26/06	at RR	Jeff Fulchino	6th Inning	6/26/19	vs. TAC	Elliot Soto	9th Inning
6/12/07	vs. OKC	Scott Seabro	7th Inning	7/1/19	vs. SAC	Sam Hilliard	6th Inning
8/17/07	vs. RR	Andrew Beattie	3rd Inning	7/11/19	at ELP	Drew Weeks	2nd Inning
8/21/07	at OMA (2)	Scott Seabro	1st Inning	7/12/19	at ELP	Sam Hilliard	2nd Inning
4/28/08	vs. LV	Chris Barnwell	6th Inning	8/9/19	vs. SA	Elliot Soto	5th Inning
5/18/08	vs. OMA (1)	George Lombard	5th Inning	8/10/19	vs. RR	Drew Weeks	1st Inning
8/11/08	vs. OKL	Jai Miller	8th Inning	6/19/21	at SAC	Sam Hilliard	4th Inning
8/20/08	vs. NO	Andrew Beattie	6th Inning	7/5/21	vs. ELP	Alan Trejo	6th Inning
4/18/09	at OMA	Valentino Pascucci	5th Inning	8/31/21	vs. RR	Dustin Garneau	6th Inning
5/27/09	vs. COS	Chin-Lung Hu	4th Inning	9/23/21	vs. Reno	Joshua Fuentes	6th Inning
6/6/09	vs. OKC	Mitch Jones	4th Inning	4/12/22	vs. TAC	Scott Schebler	4th Inning
7/10/09	vs. MEM	LuisMaza (PH)	7th Inning	4/14/22	vs. TAC	Colton Welker	2nd Inning
7/17/09	vs. NO	J.D. Crosser	7th Inning	4/16/22	at TAC	Sean Bouchard	1st Inning
8/8/09	vs. POR	Mitch Jones	8th Inning	5/7/22	at TAC	Alan Trejo	3rd Inning
8/10/09	vs. TAC	Tony Abreu	6th Inning	6/21/22	vs. LV	Ryan Vilade	7th Inning
8/18/09	at MEM	Mitch Jones	1st Inning	6/25/22	at LV	Coco Montes	6th Inning
5/29/10	at Reno	John Lindsey	5th Inning	6/28/22	vs. SUG	Alan Trejo	11th Inning (Walk-Off)
6/21/10	at Iowa	Lucas May	3rd Inning	7/24/22	vs. WYNT	Wynton Bernard	4th Inning
6/21/10	at Iowa	Michael Restovich	6th Inning	7/26/22	vs. LV	Coco Montes	5th Inning
7/16/10	vs. RR	Justin Sellers	2nd Inning	7/27/22	vs. LV	Sean Bouchard	7th Inning
7/30/10	vs. Iowa	Justin Sellers	1st Inning	7/27/22	vs. LV	Elehuanis Montero	2nd Inning
7/17/11	at NAS	Trayvon Robinson	5th Inning	7/29/22	at TAC	Alan Trejo	8th Inning
8/9/11	vs. SL	Ivan DeJesus, Jr.	7th Inning	8/20/22	at OKC	D.J. Peterson	8th Inning
8/25/11	vs. RR	Ivan DeJesus, Jr.	7th Inning	9/16/22	vs. ELP	Wynton Bernard	8th Inning
8/28/11	vs. RR	Jerry Sands	6th Inning	4/18/23	vs. OKC	Nolan Jones	2nd Inning
4/22/12	at OKC	Josh Bard	4th Inning	5/3/23	vs. SUG	Aaron Schunk	8th Inning
7/29/12	at NAS (2)	Jerry Sands	1st Inning	5/21/23	vs. TAC	Aaron Schunk	1st Inning
7/29/12	at NAS (2)	Jerry Sands	4th Inning	6/17/23	at TAC	Michael Toglia	8th Inning
4/12/13	at Iowa	Tim Federowicz	5th Inning	6/28/23	vs. ELP	Michael Toglia	9th Inning
5/30/13	at MEM	Rusty Ryal	6th Inning	7/8/23	at OKC	Willie MacIver	3rd Inning
7/24/14	vs. FEM	Col Pederson	8th Inning	8/9/23	at RR	Hunter Goodman	8th Inning
8/4/14	vs. TAC	Carlos Trunfak	2nd Inning	8/19/23	vs. ELP	Roman Quinn	8th Inning
8/21/14	at COS	Jamie Romak	5th Inning	9/20/23	vs. OKC	Coco Montes	9th Inning
4/18/15	at Reno	Dustin Garneau	1st Inning				

Opponent All-Time Grand Slams (99)

Date	Opponent	Player	Inning	Year	Player	Inning
4/7/03	vs. CS	Luis Lopez	4th Inning	5/13/15	Jon Singleton	2nd Inning
5/4/03	vs. SL	Adam Riggs	4th Inning	5/14/15	Matt Duffy	9th Inning
5/17/03	vs. OKC	Geoff Lewiskins	9th Inning	5/15/15	Jon Singleton	3rd Inning
8/31/03	vs. NAS	Dave Doster	4th Inning	7/31/15	Jett Bandy	3rd Inning
4/21/04	at NAS	J.R. House	6th Inning	8/23/15	Corey Seager	8th Inning
4/26/04	at OMA	Jarrod Patterson	5th Inning	5/30/16	Wilson Contreras	6th Inning
4/30/04	vs. IOW	David Kellon	4th Inning	8/5/16	Travis Ishikawa	7th Inning
6/8/04	at OKL	Adrian Gonzalez	5th Inning	5/23/17	Bobby Wilson	8th Inning
6/17/04	vs. IOW	Calvin Murray	7th Inning	7/21/17	Kaleb Cowart	4th Inning
6/25/05	at RR	Danny Klassen	4th Inning	8/24/17	Jae-Gwan Hwang	1st Inning
7/6/05	vs. OKL	Gerald Laird	6th Inning	8/30/17	Tom Sanchez	1st Inning
7/9/05	vs. MEM	John Rodriguez	7th Inning	8/30/17	Zach Brenstein	5th Inning
5/29/06	vs. RR	Luke Scott	1st Inning	4/15/18	Jose Brocero	1st Inning
6/3/06	at NAS	Mike Rivera	4th Inning	4/18/18	Chris Hermann	5th Inning
6/15/06	vs. RR	Hector Gimenez	3rd Inning	5/6/18	Dusty Coleman	5th Inning
7/28/06	vs. SAC	Scott McClean	1st Inning	7/13/18	Pete Alonso	8th Inning
4/23/07	at IOW	Ricky Ledee	7th Inning	7/29/18	Andres Blanco	1st Inning
4/24/07	vs. NO	Brad Nelson	3rd Inning	4/4/19	Jose Brocero	6th Inning
6/29/07	vs. NAS	Jorge Alfaro	7th Inning	6/12/19	Zach Ricks	2nd Inning
7/22/07	vs. NO (2)	Victor Gonzalez	4th Inning	6/23/19	Wyatt Mathisen	3rd Inning
8/24/07	vs. MEM	Victor Diaz	8th Inning	7/1/19	Zach Green	4th Inning
9/1/07	at OKC	Mike Aviles	2nd Inning	7/27/19	Nick Franklin	4th Inning
5/18/08	vs. OMA (2)	Rico Washington	1st Inning	5/30/21	Ronnie Dawson	3rd Inning
6/18/08	at MEM (2)	Andres Torres	6th Inning	6/17/21	Hunter Goodman	8th Inning
6/21/08	at POR	Paul Arnesen	6th Inning	6/18/21	Daulton Varsho	8th Inning
8/4/08	at TAC	Matt Tuiasosopo	4th Inning	9/7/21	Matt Davidson	4th Inning
5/23/09	vs. SL	Sean Rodriguez	8th Inning	4/30/22	Alex Blandino	1st Inning
5/25/09	vs. COS	Carlos Gonzalez	8th Inning	5/5/22	Ryan Noda	1st Inning
8/29/09	vs. MEM	Matt Pagnozzi	3rd Inning	5/7/22	Jake Lamb	6th Inning
5/11/10	at CS	Chris Lanetta	5th Inning	5/31/22	Corey Julks	2nd Inning
7/27/10	vs. IOW	Wellington Castillo	3rd Inning	7/1/22	Taylor Jones	4th Inning
8/6/10	vs. SAC (2)	Jeff Larish	2nd Inning	7/22/22	Pedro Leon	1st Inning
4/21/11	at IOW	Lou Montanez	3rd Inning	8/26/22	Davis Wentzel	8th Inning
7/1/11	at OMA	Mike Aviles	3rd Inning	9/6/22	Brandon Dixon	8th Inning
7/10/11	vs. NAS	Taylor Green	3rd Inning	9/25/22	Joe Perez	1st Inning
7/29/11	at OMA	Salvador Perez	6th Inning	5/4/23	Juan Fernandez	5th Inning
8/1/11	at NO	Chris Aguilu	6th Inning	5/23/23	Justin Dirten	7th Inning
8/6/11	vs. TAC	Johan Lomonta	2nd Inning	5/25/23	Justin Dirten	7th Inning
4/8/12	at OMA	Ilex Ramirez	3rd Inning	6/23/23	Davis Wentzel	7th Inning
4/15/12	vs. OMA	Anthony Saratelli	6th Inning	6/23/23	Blaze Alexander	1st Inning
5/23/12	vs. FEE	Roger Kiehnich	5th Inning	6/28/23	Jantzen Witte	3rd Inning
6/19/12	vs. NO	Chris Aguilu	1st Inning	7/5/23	Cesar Salazar	6th Inning
7/5/12	vs. RR	Dusty Brown	6th Inning	7/28/23	Jackson Reetz	8th Inning
8/6/12	vs. TUC	Vince Velazquez	8th Inning	7/30/23	Jackson Reetz	5th Inning
8/14/12	at CS	Brandon Wood	3rd Inning	8/4/23	Darell Hearniz	8th Inning
8/8/13	vs. TAC	Siefen Romero	7th Inning	8/9/23	Sandro Fabian	4th Inning
5/30/14	at SAC	Nick Buss	2nd Inning	8/25/23	Ryan Ward	1st Inning
6/11/14	vs. RR	Kensuke Tanaka	9th Inning	8/30/23	Joey Bart	7th Inning
8/23/14	at CS	Ben Paulsen	3rd Inning	9/20/23	Oscar Mercado	3rd Inning



Organization
2024 Isotopes
2023 In Review
Colorado Rockies
Opponents
Isotopes Records
Copa
ABQ Pro Baseball
History
Media Information

HOME RUNS / STEAL OF HOME / ALL-TIME CYCLES

All-Time Inside The Park Home Runs (22)

Date	Opponent	Player	Inning
5/13/03	vs. Iowa	Kevin Hooper	6th Inning
5/29/03	vs. COS	Jason Wood	6th Inning
7/24/03	vs. NO	Gerald Williams	4th Inning
9/5/03	vs. NAS (playoffs)	Rob Stratton	1st Inning
6/24/04	vs. OKC	Derek Wathan	8th Inning
7/24/05	vs. NO	Eric Reed	9th Inning
8/1/06	vs. FRE	Eric Reed	6th Inning
8/31/06	vs. NAS	Eric Reed	6th Inning
6/12/08	vs. RR	Lorenzo Scott	3rd Inning
5/31/09	at OKC	Hector Luna	9th Inning
4/30/13	vs. MEM	Blake Johnson (Pitcher)	4th Inning
7/20/15	at Reno	Roger Bernadina	5th Inning
7/7/16	at LV	David Dahl	8th Inning
4/11/18	vs. LV	Raimel Tapia	3rd Inning
5/7/18	vs. ELP	Derrick Gibson	2nd Inning
4/27/19 (2)	at SL	Drew Weeks	3rd Inning
5/24/21	vs. OKC	Danny Edgeworth	7th Inning
7/15/21	vs. SUG	Ryan Vilade	1st Inning
5/18/23	vs. TAC	Jimmy Herron	8th Inning
6/6/23	vs. SUG	Connor Kaiser	4th Inning
7/4/23	at OKC	Cole Tucker	3rd Inning
7/25/23	vs. SAC	Wynton Bernard	5th Inning

Opponent All-Time 3-Homer Game (12)

Date	Opponent	Player	Innings
4/30/04	vs. Iowa	Jason Dubois	1st / 3rd / 4th
7/1/04	vs. COS	Jorge Piedra	1st / 3rd / 4th
4/24/05	vs. OKL	Adrian Gonzalez	2nd / 4th / 6th
5/28/06	vs. RR	Charleton Jimerson	3rd / 5th / 7th
9/1/07	vs. OKL	Victor Diaz	2nd / 7th / 8th
8/4/11	vs. TAC	Alex Liddi	3rd / 6th / 8th
8/23/14	at COS	Ben Paulsen	3rd / 5th / 6th
7/23/19	at SL	Jared Walsh	4th / 6th / 7th
9/21/21	at SUG	Jeremy Peña	3rd / 5th / 9th
5/1/22	vs. SAC	Kevin Padlo	1st / 5th / 6th
4/13/23	at ELP	Fernando Tatis Jr.	2nd / 4th / 8th
8/16/23	vs. ELP	Brandon Dixon	2nd / 4th / 6th

Isotopes All-Time Steals of Home (8)

Date	Opponent	Player
5/13/04	at SL	Kevin Hooper (double steal)
6/20/07	at OKL	Eric Reed (straight steal)
6/11/10	at OKC	Ivan De Jesus Jr. (double steal)
7/18/14	vs. SAC	Delvis Morales (double steal)
5/2/15	vs. SL	Roger Bernadina (double steal)
6/5/18	at IOW	Raimel Tapia (double steal)
5/16/21	at ELP	Wynton Bernard (double steal)
6/3/22	at SUG	Bret Boswell (double steal)

All-Time Cycles (10)

Date	Opponent	Player
7/24/03	vs. NO	Gerald Williams
6/14/04	vs. Iowa	Joe Dillon
7/1/04	vs. COS	Derek Wathan
8/21/08	vs. NO	Robert Andino
7/14/16	vs. MEM	Tom Murphy
8/22/16	vs. FRE	Pat Valaika
4/8/17	vs. SL	Pat Valaika
4/10/19	at Reno	Noel Cuevas
9/23/21	vs. Reno	Josh Fuentes
7/2/23	vs. El Paso	Jonathan Morales

MONTHLY HOME RUN BREAKDOWN

YEAR	April HRs	May HRs	June HRs	July HRs	August HRs	Sept/Oct. HRs	Total HRs Hit
2003	20	26	22	27	27	7	123
2004	15	40	35	37	28	1	162
2005	32	50	28	29	42	2	183
2006	20	39	15	13	26	5	118
2007	26	33	26	40	51	4	180
2008	43	34	43	36	40	1	197
2009	22	40	14	27	35	5	143
2010	21	27	39	40	29	7	163
2011	27	30	40	37	45	4	183
2012	22	34	29	38	22	3	148
2013	25	23	22	18	20	2	110
2014	25	42	31	32	39	0	169
2015	21	24	21	30	26	3	125
2016	8	19	18	32	28	6	111
2017	13	24	35	34	22	2	130
2018	30	43	27	26	28	0	154
2019	51	43	27	41	44	6	212
2021	N/A	25	39	48	33	39	184
2022	39	20	55	42	44	40	240
2023	43	47	29	30	30	13	192
TOTAL	503	663	595	657	659	150	3,227

HOME RUNS BY ISOTOPES PITCHERS

Date	Player	Opponent	Notes
7/24/03	Scott Sanders	vs. New Orleans	In the same game, next batter Gerald Williams hit the first inside-the-park home run in Isotopes history
8/30/03	Jason Grilli	vs. Nashville	Also got the win in a 13-2 victory
8/14/04	Aaron Small	at Iowa	4th inning, solo homer
7/22/05	Jeff Fulchino	at New Orleans	5th inning, solo homer; Batted .306 (11-for-36) with 2 2B that year
4/14/06	Nic Ungs	vs. New Orleans	5th inning, solo homer
7/13/06	Jeff Fulchino	vs. Iowa	3rd inning, solo homer; Batted .143 (6-for-42) with 2 2B, 2 HR, and 8 RBI for the year
7/15/06	Nic Ungs	vs. Iowa	3rd inning, solo homer
7/21/06	Chris George	at New Orleans	5th inning, solo homer
8/26/06	Jeff Fulchino	at Round Rock	Grand slam and a two-run double in the game and pitched 8 scoreless innings; 5th HR that year by a Topes pitcher
8/26/07	Wes Obermueller	vs. Memphis	Batted .313 (5-for-16) that year with 3 sac bunts
5/3/12	Will Savage	vs. Oklahoma City	3rd inning, two-run shot
4/30/13	Blake Johnson	vs. Memphis	Inside-the-park HR when Oscar Taveras tried for diving catch. The ball rolled to top of The Hill and stuck there.
7/14/16	Matt Flemer	vs. Memphis	Three-run home run in the second inning. First home run of his professional career.
4/30/19	Ryan Castellani	vs. Sacramento	Two-run home run to right field in the second inning.



ALL-TIME WALK-OFFS

Isotopes All-Time Walk-Offs (120)

Date	Opponent	Batter	Result	Score	Player
5/19/03	NAS	Matt Treanor	Solo HR	7/20/12	IOW Jerry Sands
7/12/03	MEM	Kevin Hooper	Single	4/29/13	MEM Elián Herrera
8/3/03	MEM	Matt Erickson	Single	5/19/13	MEM Tim Federowicz
8/5/03	MEM	Kevin Hooper	Single	5/19/13	REN Alex Castellanos
4/12/04	NAS	Chris Ashby	Single	6/24/13	RR John Baker
4/14/04	NAS	Wilson Valdez	Triple	6/25/13	RR Damaso Espino
4/16/04	MEM	Chris Ashby	Single/Error	8/28/13	RR Drew Butera
4/17/04	MEM	Chris Aguilá	Sac Fly	5/1/14	SL Jamie Romak
8/7/04	NO	Brian Banks	Single	5/24/14	REN Carlos Truñel
8/10/04	SAC	Matt Treanor	Error	6/27/14	REN Walter Ibarra
8/14/04	FRE	Miguel Colangelo	Solo HR	7/14/14	REN (G1) Brian Cavazos-Galvez
5/14/05	TAC	Josh Wilson	Sac Fly	7/17/14	LV Alex Lido
6/22/05	NAS	Mark Little	Triple	4/10/15	REN Roger Bernadina
7/26/05	SL	Todd Sears	Single	4/13/15	TAC Angelys Nina
8/17/05	IOW	Todd Sears	Double	5/14/15	TAC Dustin Garneau
8/19/05	IOW	Drew Niles	Single	7/23/15	REN Tim Wheeler
4/16/06	NO	Paul Hoover	Solo HR	7/18/15	TAC Crisithan Adames
4/18/06	IOW	James Shanks	Single	7/28/15	LV Tim Smalling
4/20/06	IOW	Jason Wood	Double	8/5/15	ELP Rafael Ynoa
5/4/06	OMA	Scott Seabolt	Single	8/7/15	ELP Roger Bernadina
5/27/06	RR	Robert Andino	Double	8/24/15	CS Rafael Ynoa
5/29/06	RR	Drew Niles	Double	8/9/15	ELP Crisithan Adames
6/27/06	OMA	Paul Hoover	Solo HR	8/29/15	CS Angelys Nina
7/17/06	NO	Jason Stokes	2-run HR	5/15/16	RR Ben Paulsen
7/27/06	SAC	Jason Wood	Single	6/12/16	MEM Tom Murphy
7/29/06	SAC	Jason Wood	Single	7/16/16	LV Jeff Bianchi
7/30/06	FRE	Edgar Gonzalez	Hit By Pitch	8/23/16	FRE Brandon Barnes
4/21/07	NO	Valentino Pascucci	Solo HR	5/20/17	FRE Raimel Tapia
5/28/07	NAS	Frankie Moore	Single	5/24/17	OKC Daniel Castro
6/7/07	MEM	John Gall	3-run HR	5/26/17	OKC Dustin Gameau
6/13/07	OKL (G2)	Ed Cabandeira	Sac Fly	6/1/17	SAC Matt Flemer
7/16/07	OMA	Brett Carroll	Double	6/15/17	OKC Rafael Ynoa
4/14/08	OKL	Paul Hoover	Single	8/1/17	IOW Jordan Patterson
6/12/08	RR	John Gall	Single	8/30/17	REN (G1) Ryan Howard
6/16/08	OMA	John Gall	Sac Fly	6/19/18	NAS Jordan Patterson
7/23/08	SAC	Dallas McPherson	Solo HR	8/2/18	RR David Dahl
7/24/08	SAC	Jai Miller	Solo HR	8/2/18	RR Noel Cuevas
8/17/08	MEM	Robert Andino	3-run HR	4/7/19	SL Myca Jones
8/22/08	MEM	Robert Andino	Single	7/6/19	SAC Dom Nuñez
5/26/09	CS	Blake DeWitt	3-run HR	8/8/19	SA Josh Fuentes
6/21/09	OMA	Blake-Lung Hu	Single	8/11/19	RR Dom Nuñez
7/18/09	NO	A.J. Ellis	Single	8/26/19	SA Brian Munnell
9/3/09	RR	Luis Maza	Single	9/2/21	OKC Brian Serven
4/14/10	NO	Jay Gibbons	Single	6/3/21	OKC Rio Ruiz
4/30/10	RR	Jamie Hoffmann	Single	6/26/21	TAC José Bricío
5/24/10	REN	Lucas May	Error	7/6/21	ELP Elehuris Montero
8/7/10	SAC	J.D. Closser	Single	7/20/21	SLG Nick Longhi
8/21/10	NO	Ivan De Jesus Jr.	Single	9/13/21	OKC Dustin Gameau
8/24/10	NO (G1)	Esteban Lopez	Single	9/13/21	ELP Josh Fuentes
4/11/11	IOW	Jay Gibbons	Single	9/24/21	REN Alan Trejo
4/25/11	NO	J.D. Closser	Sac Fly	5/29/22	RR Jonathan Morales
5/7/11	MEM	Trent Oeltjen	Error	6/18/21	(G1) Jonathan Morales
5/19/11	REN	Jamie Hoffmann	Solo HR	6/28/21	SLG Alan Trejo
5/20/11	REN	Trent Oeltjen	Single	9/11/22	ELP Wylton Bernard
5/25/11	CS	Eugenio Velez	Single	9/14/22	OKC (G2) Coco Montes
6/10/11	NAS	Trayvon Robinson	Solo HR	4/21/23	OKC Brandon Dreyer
8/20/11	MEM	Ivan De Jesus Jr.	2-run HR	5/6/23	SAC Coco Montes
5/18/12	SAC	Matt Angle	Double	6/30/23	SUG Hunter Stovall
5/21/12	FRE	Luis Cruz	Double	7/30/23	SAC Jimmy Herron
7/5/12	RR	Jerry Sands	2-run HR		

Opponent All-Time Walk-Offs (111)

Date	Opponent	Batter	Result	Score	Player
5/8/03	TUC	Brian Gordon	Walk	5/11/13	LV Reese Havens
5/23/03	MEM	Mike Gall	Wild Pitch	6/27/13	MEM Brock Peterson
6/9/04	FRE	Trey Lunsford	Single	8/20/13	OKC George Springer
7/31/03	NAS (G1)	Mike Gulán	Single	5/30/14	SAC Nate Freiman
4/22/04	NAS	Tony Shumpert	Solo HR	8/21/14	CS Nate Freiman
5/15/04	EDM	Anthony Medrano	Single	4/19/15	REN Tim Wheeler
5/16/04	EDM	Randy Knorr	Single	4/19/15	LV Mike Freeman
6/19/04	NAS	Luis Figueroa	Single	5/11/15	SAC Wilfredo Tovar
8/29/04	NO	Mike Cobbagush	Solo HR	6/11/15	SAC Juan Perez
7/18/04	OKL	Santiago Perez	Error	6/11/15	TAC Jesus Montero
8/13/04	IOW	Russ Johnson	Solo HR	7/20/15	SAC Mike Freeman
8/13/04	IOW	Ben Grieve	Solo HR	8/11/15	FRE Max Stassi
4/17/05	IOW	Ben Grieve	Solo HR	4/28/16	REN Johnny Monell
4/19/05	OMA	Chad Santos	Solo HR	5/1/16	REN Mike Freeman
4/28/05	NO	Jeffrey Hammonds	Walk	5/28/16	IOW Peter O'Brien
5/2/05	LV	Chin-Feng Chen	Walk	6/13/16	ELP Hunter Rantoro
6/5/05	OKL	Jason Conti	Single	7/23/16	FRE Max Stassi
9/2/05	MEM	Tim Hummel	Single	7/30/16	TAC Daniel Vogelbach
3/3/06	OKL	Nick Trzesniak	Single	8/17/16	OKC Corey Brown
6/16/06	MEM	Geovany Soto	Solo HR	4/14/17	OKC Carlos Rivera
6/21/06	MEM	Derek Wathan	Solo HR	5/17/17	LV Arnel Rosario
6/23/06	MEM	John Gall	Single	6/26/17	SL Tyler White
8/24/06	RR	Joe McEwing	Error	7/22/17	SL Kaleb Cowart
5/2/07	SAC	Miguel Ojeda	Single	8/7/17	NO Eury Pérez
5/30/07	SAC	Kevin Melillo	Fielder's Choice	8/27/17	SAC Nolan Gillaspie
6/24/07	OKL	Nate Goid	Error	4/9/18	SAC Chris Carter
7/30/07	TUC	Jamie D'Antona	Single	4/22/18	NO Non Fontana
8/27/07	RR	Tim Ramés Jr.	Solo HR	6/6/18	IOW Victor Caratini
9/23/08	NO	Valentino Pascucci	Solo HR	6/23/18	FRE (G2) Kyle Tucker
7/21/08	NO	Chris Aguilá	Double	8/28/18	LV Gregor Blanco
8/27/08	NAS	Tony Gwynn Jr.	Solo HR	4/25/19	SL Wilfredo Tovar
4/24/09	IOW	Jason Dubois	3-run HR	5/23/19	LV Sheldon Neuse
5/17/09	FRE	Matt Downs	3-run HR	9/1/19	FRE Wilmer Difo
5/19/09	FRE	Jake Wald	Single	8/12/21	SUG (G2) Michael Papierski
8/29/09	OKC	Greg Golson	Single	8/16/21	LV Chris Carter
6/3/09	NO	John Lindsey	Single	8/22/21	LV Khris Davis
7/7/09	NAS	John Lindsey	Hit By Pitch	9/21/21	LV Luis Barrera
6/29/09	NO	John Lindsey	Single	9/21/21	LV Jeremy Peña
4/19/10	MEM	Daniel Descalso	Sac Fly	4/5/22	OKC Colby Fitch
4/30/10	OKC	Chad Tracy	Wild Pitch	5/22/22	OKC David Martin
5/17/10	SL	Eric Evans	Single	6/5/22	SL Jose Si
5/17/10	SL	Hank Conger	Error	6/10/22	ELP Kyle Martin
6/11/10	NAS	Norris Hopper	Single	7/9/22	RR Nick Solak
6/19/10	IOW	Jim Adduci	Single	8/22/22	ELP Kevin Pichardo
7/6/10	IOW	Wellington Castillo	Single	8/4/22	TAC Eguo Rosario
8/13/10	POR	Luis Durango	Single	8/21/22	ELP Drew Ellis
6/27/11	IOW	Chris Robinson	Single	9/7/22	ELP (G2, in ABQ) Brandon Dixon
7/31/11	NO	Jose Padilla	Single	4/25/23	RR J.P. Martinez
8/17/11	SAC	Anthony Recker	Single/Error	4/28/23	RR Rafael Ortega
7/21/12	OMA	Max Ramirez	3-run HR	5/13/23	SL Joni Ervin
7/15/12	NAS (G1)	Jordan Schafer	Solo HR	6/12/23	TAC Taylor Trammell
7/24/12	RR	Elio Sarmiento	Single	7/22/23	SUG Jon Singleton
7/30/12	NAS	Edwin Maysonet	Single	9/25/23	SUG Hélio Ramos
8/22/12	MEM	Matt Young	Walk		
4/28/13	RR	Chris McGuinness	Single		



HITTING STREAKS

Length	Player	Dates	Notes
28	Mike Tauchman	8/12-16-4/9/17	Hit safely in final 25 games of 2016 season and the first three of 2017. Hit .430 (43-for-100) during his streak with 11 RBI, 21 runs scored, 11 RBI, 13 BB, 12 K and a .509 OBP.
24	Dustin Garneau	8/20-16-6/19/17	Hit safely in final 11 games of 2016 season and the first 13 of 2017 (began 2017 with Rockies before being re-signed on May 16). Batted .368 (35-for-95) with 10 HR, 8 2B, and 24 RBI.
24	Daniel Castro	4/6-6/7/18	Hit safely in his first 22 games before the streak went on a hiatus May 1-June 4 while he was called up to Colorado. Recorded a hit in his first two games back with ABQ before going 0-for-4 on June 8.
21	Jerry Sands	7/27-8/20/12	Hit .467 (42-for-90) with 9 HR, 37 RBI -- including a 10-RBI doubleheader performance that included two grand slams on July 29.
20	Dee Gordon	7/14-8/20/13	It was at 17 games when promoted to Majors (Aug. 4-17). Returned and hit safely in 3 more for 20 games. Overall, hit .349 (29-for-83).
19	Raimel Tapia	4/21-5/27/17	Hit .409 (36-for-88) with 9 2B, 4 3B, 16 RBI. Was the sixth longest hit streak in the PCL in 2017.
19	Elian Herrera	4/23-7/17/12	It was at 17 games when promoted to majors (didn't play May 13 to July 15). Hit safely in two more when back. Overall, hit .349 (29-for-83) during streak.
19	Jamie Hoffmann	5/5-5/25/10	5th longest in the PCL in 2010, batted .416 (33-for-80) with 16 RBI.
19	Eric Reed	7/25-8/14/06	Sitting on 18 games, Reed singled in his final at-bat to surpass Wathan's record. Second longest in PCL for 2006. Hit .410 (32-for-78) with 19 runs scored, 4 2B, 4 3B, inside-the-park HR and 10 RBI.
18	Matt McBride	6/16-7/29/15	Hurt in July 3 game and went on DL with streak at 17. Returned July 29 and kept alive one more game (3-for-3). Hit .441 (19-for-68) with 3 HR and 16 RBI with 9 multi-hit games.
18	Rio Ruiz	6/10-7/2/21	Hit .382 (29-for-76) with 10 doubles, seven that came in a series at Salt Lake. Batted leadoff in every game. Streak ended July 3 when Luke Westphal pitched a five-inning unofficial no-hitter in a rain shortened game.
18	Derek Wathan	4/8-4/26/04	Hit .338 (27-for-80) with 6 XHB including 2 HR, 15 runs scored, .376 OBP.
17	Jamie Hoffmann	8/2-8/19/11	Hit .421 (32-for-76) with 7 HR, 23 RBI. Two 4-hit games and one 5-hit game. Average from .355 to .371 overall. Hit safely in 24 of 26 games around the streak.
17	Trent Oeltjen	6/23-7/19/10	Hit .438 (32-for-73) with 4 HR, 12 RBI.
17	John Lindsey	5/7-5/27/10	Hit .466 (34-for-73) with 5 HR, 17 RBI.
17	Garrett Hampson	7/14-8/25/18	Hit .370 (27-for-73) with 8 extra-base hits during that span. The streak began on July 14, but went on hiatus twice when he was called up to the Rockies July 21-Aug. 2 and Aug. 14-22.
16	Hunter Stovall	4/8-5/7/23	Hit .397 (27-for-68) with six doubles, a homer, 12 RBI. Six consecutive multi-hit games from April 29-May 6.
16	Elliot Soto	7/11-8/1/19	Hit .388 (26-for-67) with seven extra-base hits during his streak.
16	Angelys Nina	8/11-8/30/15	Hit .333 (22-for-66) with 5 multi-hit games. Hit safely in five more games afterward for 21 of 22 games.
16	Brian Barden	6/2-6/20/13	Hit .411 (23-for-56) and also had nine walks for .411 OBP.
16	Trayvon Robinson	4/12-4/30/11	Hit .385 (25-for-65) in the streak, had two 3-hit games, five 2-hit games, 4 HR and 19 RBI
16	Tommy Murphy	8/3-8/21/08	Finished year hitting safely in 28 of 30 games. Six straight 2-hit games in streak. Departed Columbus with 13-game streak (June 14-30), then hit in first six games with Topes for 19 total
16	Chris Ashby	4/11-7/5/03	Still active when season concluded. In the first game of 2004, Ashby was hitless to end the streak at 16.



Mike Tauchman established the longest hitting streak in Isotopes history when he hit safely in 28 straight games starting on Aug. 12, 2016, and lasted until April 9, 2017.

CONSECUTIVE GAMES REACHING BASE SAFELY

Length	Player	Dates	Notes
38	Joe Dillon	6/26-8/8/05	OBP was .497 (52-for-135 with 26 BB).
35	AJ Ellis	5/12-7/30/11	Streak at 24 when promoted to MLB. Didn't play for Albuquerque 6/19-7/15, returned July 16 & extended 11 more. Ended on a pinch-hit appearance, then reached in next seven games.
32	Wynton Bernard	7/21-9/1/23	Slashed .378/.433/.556 with seven doubles, a triple, five homers and 15 stolen bases.
32	Elehuris Montero	5/18-7/30/22	OBP was .431 overall (Six doubles, two triples, eight homers, 35 RBI).
32	Jamie Hoffmann	7/8-8/9/10	OBP was .416 overall (44-for-123 with 13 BB).
31	Mike Tauchman	8/6/16-4/9/17	Reached base safely in final 28 games of 2016 season and first three of 2017. Compiled a .516 OBP during streak with 49 hits and 14 BB.
30	Michael Tolia	6/9/23-present	Reached base in final 30 Triple-A games of the season, averaged one hit and one walk per contest. Streak still alive heading into 2024.
30	Raimel Tapia	8/31/16-5/27/17	Reached base safely in final two games of 2016 season and the first 28 of 2017. Compiled a .438 OBP during streak with 55 hits and 8 BB.
30	Mike Baxter	7/4-8/7/14	OBP was .444 overall.
30	Valentino Pascucci	7/12-8/16/07	OBP was .447 overall.



ALL-TIME ALL-STAR GAME APPEARANCES

2003 Triple-A All-Star Game
Memphis, TN

#Rob Stratton	OF
---------------	----

(Stratton also won Triple-A HR Derby)

2004 Triple-A All-Star Game
Pawtucket, RI

#Larry Sutton	1B
#Joe Dillon	3B

2005 Triple-A All-Star Game
Sacramento, CA

Josh Willingham	*C
Jim Crowell	P

2006 Triple-A All-Star Game
Toledo, OH

Scott Seabol	*2B
Robert Andino	SS

2007 Triple-A All-Star Game
Albuquerque, NM

Dean Treanor	MGR
#Valentino Pascucci (MVP)	1B
#Scott Seabol	3B
Robert Andino	SS
Steve Miller	ATC

2008 Triple-A All-Star Game
Louisville, KY

John Gall	OF
Chris Seddon	P
Chris Barnwell	SS
Dallas McPherson	*3B
John Baker	*C

(Retired Isotope Rob Stratton also won Triple-A HR Derby)

2009 Triple-A All-Star Game
Portland, OR

Charlie Haeger	P
----------------	---

2010 Triple-A All-Star Game
Lehigh Valley, PA

#Jay Gibbons	OF
John Lindsey	INF
Lucas May	C

2011 Triple-A All-Star Game
Salt Lake City, UT

Lorenzo Bundy	MGR
Dana Eveland	P
#Trayvon Robinson	OF

2012 Triple-A All-Star Game
Buffalo, NY

Luis Cruz	*INF
John Ely	P
Tim Federowicz	C
Josh Wall	P

2013 Triple-A All-Star Game
Reno, NV

Nick Buss	OF
-----------	----

2014 Triple-A All-Star Game
Durham, NC

Glenn Dishman	PC
Joc Pederson	OF

2015 Triple-A All-Star Game
Omaha, NE

Matt McBride	*OF
Cristhian Adames	INF

2016 Triple-A All-Star Game
Charlotte, NC

Jordan Patterson	OF
------------------	----

2017 Triple-A All-Star Game
Tacoma, WA

Noel Cuevas	OF
-------------	----

2018 Triple-A All-Star Game
Columbus, OH

Josh Fuentes (MVP)	3B
Mike Tauchman	OF
DJ Johnson	RHP

2019 Triple-A All-Star Game
El Paso, TX

*Pat Valaika	3B
Yonathan Daza	OF
Sam Hilliard	OF
#Roberto Ramos	1B

* - Elected but did not attend game
- Participated in Home Run Derby

(Tauchman won Triple-A All-Star Throwing Competition)

ISOTOPES IN MLB ALL-STAR FUTURES GAMES

Year	Player	Team	Location	Notes
2006	Jose Garcia - RHP	World	Pittsburgh	1.0 IP, 2 H, 2 R, 2 ER, 0 BB, 0 K, 1 HR; charged with loss as a reliever
2007	Rick van den Hurk - RHP	World	San Francisco	1.0 IP, 1 H, 0 R, 0 BB, 1 K; starting pitcher for World Team
2008	Jesus Delgado - RHP	World	New York (AL)	1.0 IP, 0 H, 0 BB, 0 K
2015	Trevor Story - SS	U.S.	Cincinnati	1-for-2, R, 2B, RBI; defensive replacement in the 6th at 2B
2016	David Dahl - OF	U.S.	San Diego	0-for-2; outfield assist in the 6th throwing out Josh Naylor at home from CF
2016	Jeff Hoffman - RHP	U.S.	San Diego	1.0 IP, 1 H, 0 R, 0 BB, 1 K
2017	Ryan McMahon - 1B	U.S.	Miami	0-for-1, BB; caught a foul out while falling into 1B dugout in 9th inning
2019	Ben Bowden - LHP	U.S.	Cleveland	0.1 IP, 3 H, 2 R
2021	Ryan Vilade - UTL	N.L.	Denver	0-for-2; started game as DH



2003

Isotopes Player Choice Awards

MVP Jason Wood - INF
 PNM Power Hitter of the Year..... Rob Stratton - OF
 Defensive Player of the YearWilson Valdez - INF
 Pitcher of the Year Sean Bergman - RHP
 Mr. Hustle Derek Wathan - INF
 Most-Community Minded..... Kevin Hooper - INF

Pacific Coast League Awards

Batter of the Week..... Rob Stratton, OF (May 12-18)
 Pitcher of the Month Sean Bergman (July)
 All-PCL Team.....Rob Stratton- OF

Organizational Awards

Marlins Minor League POM..... Matt Erickson (Aug.)

2004

Isotopes Player Choice Awards

MVP Larry Sutton - INF
 PNM Power Hitter of the Year..... Joe Dillon - INF
 Defensive POY Ryan Christenson - OF
 Pitcher of the Year Michael Tejera - LHP
 Mr. Hustle Derek Wathan - INF
 Most-Community Minded..... Mike Colangelo - OF

Pacific Coast League Awards

Batter of the Week..... Larry Sutton - INF (May 3-9)
 Joe Dillon- INF (June 7-13)

Organizational Awards

Marlins Minor League POM..... Joe Dillon (May)
 Marlins Minor League POY Joe Dillon

2005

Isotopes Player Choice Awards

MVP Jason Wood - INF
 PNM Power Hitter of the Year..... Joe Dillon - INF
 Defensive Player of the YearJosh Wilson - INF
 Pitcher of the YearAriel Prieto - RHP
 Mr. HustleJosh Wilson - INF
 Most-Community Minded..... Mike Colangelo - OF
 Jeff Fulchino - RHP

Pacific Coast League Awards

Batter of the Week..... Mark Little - OF (April 7-17)
 Joe Dillon - INF (May 9-15)
 Josh Willingham - C (June 6-12)
 Mike Colangelo - OF (Aug. 22-28)
 Pitcher of the Week Travis Smith (Aug. 22-28)

Organizational Awards

Marlins Minor League POM.....Josh Willingham (May)
 Chris Aguila (June)
 Joe Dillon (July)

2006

Isotopes Player Choice Awards

MVP Jason Wood - INF
 PNM Power Hitter of the Year..... Scott Seabol - INF
 Defensive Player of the Year Robert Andino - INF
 Pitcher of the Year Brad Clontz - RHP
 Mr. Hustle Mike Kinkade - INF
 Most-Community Minded..... Mark Little - OF
 Fan Favorite Jason Wood - INF

Pacific Coast League Awards

Batter of the Week.....Jason Stokes - INF (April 17-23)
 Scott Seabol - INF (May 8-18)
 Pitcher of the Week Nic Ungs (May 15-21)
 Batter of the Month Scott Seabol (May)

Organizational Awards

Marlins Minor League POM..... Scott Seabol (May)

2007

Isotopes Player Choice Awards

MVP Scott Seabol - INF
 PNM Power Hitter of the Year..... Valentino Pascucci - INF
 Defensive Player of the Year Robert Andino - INF
 Pitcher of the Year Roy Corcoran - RHP
 Mr. HustleBrett Carroll - OF
 Most-Community Minded.....Brett Carroll - OF
 Fan Favorite Eric Reed - OF

Pacific Coast League Awards

Batter of the Week..... Scott Seabol - INF (July 23-30)
 Joe Borchard - OF (Aug. 20-27)
 Reggie Abercrombie - OF (Aug.27-Sept. 4)
 Pitcher of the WeekChris George (June 11-18),
 Rick van den Hurk (July 9-16)

2008

Isotopes Player Choice Awards

MVPDallas McPherson - INF
 PNM Power Hitter of the Year.....Dallas McPherson - INF
 Defensive Player of the Year Chris Barnwell - INF
 Pitcher of the Year Frankie De La Cruz - RHP
 Mr. Hustle Chris Barnwell - INF
 Most-Community Minded..... Dean Treanor - MGR
 Fan FavoriteDallas McPherson - INF

Pacific Coast League Awards

Batter of the Week.....John Gall - OF (April 14-21, June 9-16)
 Brett Carroll - OF (April 21-28),
 Dallas McPherson - INF (June 23-30)
 Tagg Bozied - INF (Aug. 18-25)
 Pitcher of the Week Frankie De La Cruz (June 9-16)
 All-PCL Team..... Dallas McPherson - DH



YEAR-BY-YEAR AWARDS

2009

Isotopes Player Choice Awards

MVP Mitch Jones - OF
PNM Power Hitter of the Year Mitch Jones - OF
Defensive Player of the Year Jason Repko - OF
Pitcher of the Year Scott Strickland - RHP
Mr. Hustle Jason Repko - OF
Most-Community Minded Dwayne Pollok - RHP
Fan Favorite Chin-lung Hu - INF

Pacific Coast League Awards

Batter of the Week Mitch Jones - OF (May 18, Aug. 31)
Pitcher of the Week Eric Milton (April 20-27) James McDonald (June 8-15)
PCL Manager of the Year Tim Wallach
All-PCL Team Mitch Jones - OF Scott Strickland- RP

2010

Isotopes Player Choice Awards

MVP Russ Mitchell - INF
PNM Power Hitter of the Year John Lindsey - INF
Defensive Player of the Year Jamie Hoffmann - OF
Pitcher of the Year Juan Perez - LHP
Mr. Hustle Jamie Hoffmann - OF
Most-Community Minded J.D. Closser - C
Fan Favorite John Lindsey - INF

Pacific Coast League Awards

Batter of the Week John Lindsey - INF (April 8, May 24)
Pitcher of the Week Russ Mitchell - INF (Aug. 23-30) Seth Etherton (May 24-June 1)
All-PCL Team John Lindsey - INF Russ Mitchell - INF

2011

Isotopes Player Choice Awards

MVP Jamie Hoffmann - OF
PNM Power Hitter of the Year Jerry Sands - OF
Defensive Player of the Year Russ Mitchell - INF
Pitcher of the Year Dana Eveland - LHP
Mr. Hustle Joe Becker - INF
Most-Community Minded Damaso Espino - C
Fan Favorite John Lindsey - INF

Pacific Coast League Awards

Batter of the Week Russ Mitchell- INF (Aug. 1-8) Jamie Hoffmann- OF (Aug. 8-15)
Pitcher of the Week John Ely (April 18-25) Randy Keisler (June 6-13) Dana Eveland (Jul 25-Aug 1)
All-PCL Team Dana Eveland- LHP

2012

Isotopes Player Choice Awards

MVP Jerry Sands - OF
PNM Power Hitter of the Year Jerry Sands - OF
Defensive Player of the Year Tim Federowicz - C
Pitcher of the Year John Ely - RHP
Mr. Hustle Cole St. Clair - LHP
Most Community-Minded Cole St. Clair - LHP
Fan Favorite Brian Cavazos-Galvez - OF

Pacific Coast League Awards

Batter of the Week Alex Castellanos - OF (April 16-22) Jerry Sands (July 23-29)
PCL Manager of the Year Lorenzo Bundy
PCL Pitcher of the Year John Ely
All-PCL Team Tim Federowicz - C Jerry Sands - DH John Ely - RHP Josh Wall - RP

Organizational Awards

Dodgers Minor League Pitcher of the Year John Ely
--	----------------

2013

Isotopes Player Choice Awards

MVP Nick Buss - OF
Power Hitter of the Year Scott Van Slyke - INF/OF
Defensive Player of the Year Justin Sellers - SS
Pitcher of the Year Angel Castro - RHP
Mr. Hustle Stephen Cilladi - C
Most Community-Minded Stephen Cilladi - C Damaso Espino - C
Fan Favorite Nick Buss - OF

Pacific Coast League Awards

Batter of the Week Scott Van Slyke - OF (April 4-15) Tim Federowicz - C (April 29-May 6) Alex Castellanos - OF (July 1-8)
All-PCL Team Nick Buss - OF

2014

Isotopes Player Choice Awards

MVP Joc Pederson - OF
Power Hitter of the Year Jamie Romak - INF/OF
Defensive Player of the Year Trayvon Robinson - OF
Pitcher of the Year Jeff Bennett - RHP
Mr. Hustle Mike Baxter - OF
Most Community-Minded Rob Carson - LHP Red Patterson - RHP
Fan Favorite Trayvon Robinson - OF

Pacific Coast League Awards

Pitcher of the Week Carlos Frias (June 15-21)
PCL MVP Joc Pederson
PCL Rookie of the Year Joc Pederson
All-PCL Team Joc Pederson - OF



2015

Isotopes Player Choice Awards

MVP Cristian Adames - INF
 Power Hitter of the Year Roger Bernadina - OF
 Defensive Player of the Year Trevor Story - INF
 Pitcher of the Year Nelson Gonzalez - RHP
 Mr. Hustle Tim Smalling - INF
 Most Community-Minded Aaron Laffey - LHP
 Fan Favorite Tim Smalling - INF

Pacific Coast League Awards

Batter of the Week Trevor Story - INF (July 20-27)
 Wilin Rosario - INF (July 27-Aug. 3)
 Pitcher of the Week Simon Castro (May 4-11)
 All-PCL Team Cristian Adames - SS

2016

Isotopes Player Choice Awards

MVP Jordan Patterson - 1B/OF
 Power Hitter of the Year Tom Murphy - C
 Defensive Player of the Year Mike Tauchman - OF
 Pitcher of the Year Jeff Hoffman - RHP
 Mr. Hustle Stephen Cardullo - OF
 Most Community-Minded Tim Smalling - INF
 Fan Favorite Chris Nelson - INF

Pacific Coast League Awards

Batter of the Week Stephen Cardullo - OF (Aug. 8-14)

2017

Isotopes Player Choice Awards

MVP Mike Tauchman - OF
 PNM Power Hitter of the Year Jordan Patterson - 1B/OF
 Defensive Player of the Year Daniel Castro - INF
 Pitcher of the Year Ryan Carpenter - LHP
 Mr. Hustle Rosell Herrera - OF
 Most-Community Minded Matt Flemer - RHP
 Fan Favorite Austin House - RHP

Pacific Coast League Awards

Batter of the Week Ryan McMahon - INF (June 12-18)
 Jordan Patterson - 1B/OF (June 19-25)
 Jordan Patterson - 1B/OF (July 10-16)
 Ryan McMahon (July 24-30)
 Pitcher of the Week Jeff Hoffman (April 24-30)
 Ryan Carpenter (June 26-July 2)
 Ryan Carpenter (Aug. 28-Sept. 4)
 Player of the Month Ryan McMahon (June)
 All-PCL Team Mike Tauchman - OF
 Ryan Carpenter - LHP

2018

Isotopes Player Choice Awards

MVP Mike Tauchman - OF
 Power Hitter of the Year Jordan Patterson - 1B/OF
 Defensive Player of the Year Josh Fuentes - 3B
 Pitcher of the Year Jerry Vasto - LHP
 Mr. Hustle Shawn O'Malley - INF/OF
 Jennifer Riordan Community Award DJ Johnson - RHP
 Fan Favorite Mike Tauchman - OF

Pacific Coast League Awards

Batter of the Week Mike Tauchman - OF (May 14-20)
 Player of the Month Mike Tauchman (May)
 All-PCL Team Josh Fuentes - 3B
 Mike Tauchman - OF
 PCL MVP Josh Fuentes
 PCL Rookie of the Year Josh Fuentes

2019

Isotopes Player Choice Awards

MVP Roberto Ramos- 1B
 Power Hitter of the Year Sam Hilliard - OF
 Defensive Player of the Year Elliot Soto - INF
 Pitcher of the Year Sam Howard - LHP
 Mr. Hustle Drew Weeks - OF
 Jennifer Riordan Community Award DJ Johnson - RHP
 Brian Mundell - OF
 Fan Favorite Sam Hilliard - OF

Pacific Coast League Awards

All-PCL Team Yonathan Daza - OF
 Sam Hilliard - OF

L-R: The 2019 Isotopes Player Choice Award Winners: DJ Johnson, Brian Mundell, Drew Weeks, Elliot Soto, Sam Hilliard [Hitting Coach Tim Doherty represented Hilliard in ceremony], Sam Howard) [Bullpen Catcher Chris Glynn represented Howard in ceremony] and Roberto Ramos.



YEAR-BY-YEAR AWARDS

2021

Isotopes Player Choice Awards

MVP	Alan Trejo - INF
Power Hitter of the Year	Greg Bird - 1B
Defensive Player of the Year	Alan Trejo - INF
Pitcher of the Year	Logan Cozart- RHP
Mr. Hustle	Ryan Vilade - OF
Most Community-Minded.....	Michelle Montoya
Fan Favorite	Wynton Bernard - OF

Triple-A West Awards

Batter of the Week	Taylor Motter - INF/OF (July 26-Aug.1)
Pitcher of the Week	Frank Duncan (June 28-July 4) Ian Clarkin (July 12-18)
Batter of the Month	Taylor Motter (July)
All-League Team	Greg Bird - 1B

**L-R: The 2021 Isotopes Player Choice Award Winners:
 Greg Bird, Logan Cozart, Alan Trejo, Ryan Vilade and
 Wynton Bernard.**



2022

Isotopes Player Choice Awards

MVP	Wynton Bernard** - OF
Power Hitter of the Year	Carlos Perez - C/UTL
Defensive Player of the Year	Jonathan Morales - C/3B/1B
Pitcher of the Year	Zach Lee- RHP
Mr. Hustle	Coco Montes - INF
Most Community-Minded.....	Warren Schaeffer - MGR
Fan Favorite	Wynton Bernard - OF

Pacific Coast League Awards

Player of the Week	Tim Lopes - INF/OF (April 12-17) Wynton Bernard - OF (April 26-May 1)
Pitcher of the Week	Brandon Gold (August 9-14) Matt Dennis (August 23-28)
Player of the Month	Wynton Bernard (July)
All-PCL Team	Sean Bouchard - DH Wynton Bernard - OF

**: Unanimous selection

**L-R: The 2022 Isotopes Player Choice Award Winners:
 Warren Schaeffer, Zach Lee, Jonathan Morales, Carlos
 Perez, Coco Montes and Wynton Bernard.**



2023

Isotopes Player Choice Awards

MVP	Coco Montes - INF
Power Hitter of the Year	Coco Montes - INF
Defensive Player of the Year	Hunter Stovall - INF
Pitcher of the Year	Tommy Doyle - RHP
Mr. Hustle	Jimmy Herron - OF
Most Community-Minded.....	Trevor Boone - OF
Fan Favorite	Jonathan Morales - C/1B

Pacific Coast League Awards

Player of the Week	Coco Montes - INF (April 10-16) Jonathan Morales - C/1B (June 26-July 2) Hunter Goodman - UTL (Aug. 22-27)
Pitcher of the Week	Phillips Valdez (June 26-July 2)
Player of the Month	Elehuris Montero - INF (May)
All-PCL Team	Coco Montes - INF

**L-R: The 2023 Isotopes Player Choice Award Winners:
 Hunter Stovall, Coco Montes, Jimmy Herron and
 Tommy Doyle**



2003 // Pacific Coast League American Conference Finals

Manager (Affiliate)	Date	Opponent	W/L	Score
Dean Treanor (Marlins)	9/3/03	at Nashville (Pirates)	L	5-6
	9/4/03	at Nashville	W	7-5
	9/5/03	Nashville	L	10-12 (12 innings)
	9/6/03	Nashville	L	1-3

Lost best of five-game series to Nashville 3-1

The Isotopes capped their first year of existence with a playoff berth against Nashville in the Pacific Coast League's American Conference Finals. The series got underway in Nashville, where Albuquerque would drop the first game after Sounds slugger John Barnes belted a two-run homer in the bottom of the eighth off of reliever Vladimir Nunez to give Nashville a 6-5 win. The Isotopes would draw even in Game 2 thanks to a four-run first that paced the Isotopes to a 7-5 win. The series shifted to Albuquerque for a Game 3 that would quickly go down in the annals as a classic, as both teams swapped leads until Nashville catcher Chris Snusz delivered a 12th-inning RBI single to give the Sounds an 11-10 lead. Dave Doster then added an insurance run with an RBI single to give the Sounds a 12-10 win, ending a contest that featured 15 pitchers, 22 runs, and 34 hits. The Sounds closed out the Isotopes in Game 4 thanks to a masterful pitching performance by starter Matt Guerrier, who held Albuquerque's potent lineup to one run on three hits. More than 17,000 fans attended Albuquerque's two home playoff contests.

2009 // Pacific Coast League American Conference Finals

Manager (Affiliate)	Date	Opponent	W/L	Score
Tim Wallach (LA Dodgers)	9/9/09	Memphis (Cardinals)	L	2-6
	9/10/09	Memphis	L	6-8
	9/11/09	at Memphis	L	0-1

Lost best of five-game series to Memphis 3-0

The Isotopes rolled into their second playoff appearance in franchise history having defeated the Memphis Redbirds 10 out of 16 times during the regular season, but the post-season turned out to be a completely different affair, as the 'Birds combined excellent pitching with timely hitting en route to a three-game sweep. The series got off to a strange start as Memphis took Game 1, 6-2, at Rio Grande Credit Union Field at Isotopes Park in a game that was notable for a two and a half hour rain delay and a triple play. With runners on first and second in the sixth, Chin-lung Hu scooped a grounder in the hole at short, tagged the lead runner, stepped on second and threw to first to complete just the third triple play in franchise history. The Isotopes looked poised to even the series the next night by building a 6-3 lead on the strength of three hits by Blake DeWitt and a solo homer in the sixth by Xavier Paul, but things unraveled in the ninth. With the PCL regular season leader in saves Scott Strickland on the mound, the Redbirds scored five times to earn an improbable 8-6 win and take a 2-0 series lead. The set then switched venues to Memphis, where 'Birds third baseman David Freese connected for a solo homer in the second inning that stood up thanks to some stellar pitching by Evan MacLane for a 1-0 Redbirds victory and a three-game series sweep. Memphis would then go on to sweep the Sacramento River Cats to claim its second PCL crown in team history.

2012 // Pacific Coast League American Conference Finals

Manager (Affiliate)	Date	Opponent	W/L	Score
Lorenzo Bundy (LA Dodgers)	9/5/12	at Omaha (Royals)	L	4-8
	9/6/12	at Omaha	W	5-3
	9/7/12	Omaha	L	4-7
	9/8/12	Omaha	W	12-10
	9/9/12	Omaha	L	7-16

Lost best of five-game series to Omaha 3-2

The Isotopes rode monster seasons by Dodger Minor League Pitcher of the Year, John Ely, and Jerry Sands into the 2012 playoffs against the Omaha Storm Chasers. The Isotopes took three of the final four games of the season at Rio Grande Credit Union Field at Isotopes Park against the Storm Chasers gearing up for what would be a seesaw post-season series. The Isotopes and Storm Chasers split the first two games at Werner Park. Following an 8-4 loss in Game 1, the Isotopes bounced back behind Stephen Fife in Game 2. Albuquerque trailed 3-0 entering the sixth inning when the club scored five unanswered runs over the next three frames. Trent Oeltjen legged out a triple scoring Josh Fields and Sands on the play cutting the Storm Chasers lead to one. Fields' two-run single in the seventh put the game away and evened the series at 1-1 heading to Albuquerque. The Isotopes rallied late in Game 3, but it wasn't enough to overcome an early 5-0 deficit. Facing elimination in Game 4 at Rio Grande Credit Union Field at Isotopes Park the Isotopes looked dead in the water falling behind the Storm Chasers 10-3 entering the home-half of the seventh inning. Elian Herrera tripled twice in a nine-run seventh inning explosion handing the Storm Chasers a shocking 12-10 loss. The 'Topes racked up eight hits in the frame including a Tony Gwynn Jr. home run in the frame, setting up a decisive Game 5. History wouldn't repeat itself as Omaha scored in each of the first five innings for 11 runs on the way to a 16-7 rout. Mitch Maier collected five hits and four RBI. Omaha went on to lose to the Reno Aces in the Pacific Coast League Championship series in four games.







Tommy Lasorda

*managed the Albuquerque Dukes for one year
in 1972, leading the club to the Pacific Coast
League championship.*

ABQ PRO BASEBALL

ALBUQUERQUE TRIPLE-A SINGLE-SEASON TEAM RECORDS

TEAM BATTING	HIGH	YEAR(S)	LOW	YEAR(S)
Average	.325	1981	.258	2021
Runs	960	1983	648	1973
Hits	1,534	1982	1,272	1973
Doubles	341	2010	187	1973
Triples	79	2017	31	1986
Home Runs	240	2022	58	1973
Grand Slams	14*	2022	2	2012, 17
RBI	907	2023	533	1985
Walks	704	1980	390	2017
Strikeouts	1,378	2023	520	1981
Stolen Bases	281	1981	60	1986
At-Bats	5,244	2023	4,288	1981
TEAM PITCHING	HIGH	YEAR(S)	LOW	YEAR(S)
ERA	6.89	2022	3.78	1988
Complete Games	63	1975	0	2013, 18, 19, 21, 23
Shutouts	14	1988	1	1993, 2021
Saves	46	2009	11	1974, 1975
Innings Pitched	1,316.2	2023	1,114.0	1981
Hits Allowed	1,587	2022	1,165	1981
Runs Allowed	1,051	2022	604	1981
Earned Runs Allowed	982	2022	518	1988
Home Runs Allowed	258	2022	80	1987
Walks Allowed	725	2023	421	2016
Strikeouts	1,212	2023	586	1977
GENERAL	HIGH	YEAR(S)	LOW	YEAR(S)
Wins	94	1981	58	2021
Losses	88	1986	38	1981
Winning Percentage	.712	1981	.380	1986
Winning/Losing Streaks	13	1981	13	2016
Home Wins	55	1981	29	1986
Home Losses	40	1986, 2014, 15	16	1981
Road Wins	47	1972	23	2021
Road Losses	48	1976, 1986, 2022	22	1981
Errors	240	1977	94	2016, 2023

** - The 14 grand slams hit by the Isotopes in 2022 set an all-time Minor League baseball record for a single season.

Organization

2024 Isotopes

2023 In Review

Colorado Rockies

Opponents

Isotopes Records

ABQ Pro Baseball

History

Media Information



ISOTOPES HILL 2003-2022

Known by many names, Isotopes Hill in center field was one of the most unique features in professional baseball. During construction in 2002, longtime minor league baseball executive Dave Rosenfield suggested to Isotopes owner Ken Young the new ballpark should have a signature element. The Hill featured a 4.5-foot incline and a length of 126 feet. Some outfielders showcased their athleticism with memorable circus catches. Others were helpless victims, literally falling in pursuit of a long flyball. After 19 seasons, however, Major League Baseball told the Isotopes to remove The Hill for player safety. Albuquerque won its final game with Isotopes Hill, a 4-3 victory over El Paso on Sept. 28, 2022. Whether you called it Topes Slope, Hoffman's Hill, Bernard's Berm, or simply The Hill, it was the last professional ballpark to feature an uphill slope on the playing field.



The Hill undergoes construction in mid-2002.



Isotopes Hill circa 2021 and 2022, respectively.



Isotope players pose for a picture (Left) on Topes Slope at the conclusion of the final game of the 2022 season. The day after the season finale, construction crews begin demolition of Isotopes Hill.



ALBUQUERQUE TRIPLE-A INDIVIDUAL SINGLE-SEASON RECORDS

Games			RBI			Innings Pitched		
147	Tom Paciorek	1972	138	Greg Brock	1982	203.0	Greg Shanahan	1975
143	Jack Perconte	1979	137	Mike Marshall	1981	202.0	Dave Stewart	1980
143	Mike Scioscia	1979	127	Paul Konerko	1997	198.0	Greg Shanahan	1973
143	Josh Wilson	2005	123	Ron Coomer	1994	191.0	Rex Hudson	1975
142	Ron Cey	1972	122	Danny Walton	1977	191.0	Brian Holton	1981
142	Larry See	1986						
142	Robert Andino	2007						

Batting Average			At Bats			Saves		
.378	Tack Wilson	1982	605	Tom Paciorek	1972	32	Scott Strickland	2009
.373	Mike Marshall	1981	598	Robert Andino	2007	28	Josh Wall	2012
.371	Mickey Hatcher	1979	572	Rudy Law	1978	24	Dennis Lewallyn	1980
.365	Jeff Leonard	1978	561	Ed Amelung	1985	23	Brad Clontz	2006
.364	Yonathan Daza	2019	558	Rafael Landestoy	1977	22	Alejandro Peña	1981
.360	Joe Dillon	2005	551	Josh Fuentes	2018	21	Todd Williams	1993
.355	Don Cardoza	1977				21	Blaine Neal	2003

Hits			ERA			Appearances		
186	Tom Paciorek	1972	2.13	Dennis Lewallyn	1980	65	Todd Williams	1993
183	Jeff Leonard	1978	2.38	Charlie Hough	1972	64	Zach Lee	2022
181	Ron Coomer	1994	2.99	Greg Hansell	1994	64	Zak Shinall	1992
181	Bobby Randall	1974	3.01	Bill Krueger	1988	63	Mike Christopher	1991
180	Lemmie Miller	1983	3.05	Geoff Zahn	1973	62	Mike Williams	1979
180	Josh Fuentes	2018				62	Dan Hubbs	1997
						62	Brandon Villafuerte	2008

Runs			Wins		
125	Tom Paciorek	1972	18	Ted Power	1981
122	Lemmie Miller	1983	16	Rex Hudson	1974
118	Greg Brock	1982	16	Brian Holton	1981
117	Danny Walton	1977	16	Rich Rodas	1983
116	Rudy Law	1978	15	seven tied	

Home Runs			Strikeouts		
44	Greg Brock	1982	165	John Ely	2012
42	Danny Walton	1977	161	Ryan Carpenter	2017
42	Dallas McPherson	2008	160	Greg Shanahan	1973
37	Billy Ashley	1994	157	Rich Rodas	1983
37	Paul Konerko	1997	147	Greg Shanahan	1975
35	Mitch Jones	2009	139	Giancarlo Alvarado	2009
35	Sam Hilliard	2019	136	Mark Mimbs	1996



ALBUQUERQUE PROFESSIONAL BASEBALL YEAR-BY-YEAR RESULTS

YEAR	NAME	LEAGUE	AFF.	CLASS	W-L	FINISH	MANAGER	PLAYOFFS
1915	Dukes	Rio Grande Association		D	32-25	3rd	George Reed	
1932*	Dons	Arizona-Texas League		D	57-42	1st	Bobby Coltrin	None/League Champion
1937	Cardinals	Arizona-Texas League	STL	D	56-59	3rd	Bill DeLancey	
1938	Cardinals	Arizona-Texas League	STL	D	67-65	3rd	Bill DeLancey	
1939	Cardinals	Arizona-Texas League	STL	D	70-60	2nd	Bill DeLancey	
1940	Cardinals	Arizona-Texas League	STL	D	60-64	3rd	Jack Farmer	
1941	Cardinals	Arizona-Texas League	STL	D	63-65	2nd	Jimmy Zinn	
1942	Dukes	West Texas-New Mexico League		D	25-30	7th	Dixie Howell/E. Miller	
1946	Dukes	West Texas-New Mexico League		C	55-85	6th	Jimmy Zinn	
1947	Dukes	West Texas-New Mexico League		C	74-64	3rd	Buck Faussett	Lost to Amarillo 4-2
1948	Dukes	West Texas-New Mexico League		C	88-52	1st	Herschel Martin	Lost to Pampa 4-2
1949*	Dukes	West Texas-New Mexico League		C	83-56	1st	Herschel Martin	Def. Lamesa 4-3
1950*	Dukes	West Texas-New Mexico League		C	89-58	2nd	Herschel Martin	Def. Lubbock 4-1
1951	Dukes	West Texas-New Mexico League		C	82-60	2nd	Herschel Martin	Lost to Lamesa 4-2
1952	Dukes	West Texas-New Mexico League		C	77-65	2nd	Buck Faussett	Lost to Borger 4-2
1953*	Dukes	West Texas-New Mexico League		C	87-55	1st	Tom Jordan	Def. Lubbock 4-2
1954	Dukes	West Texas-New Mexico League		C	62-74	5th	Tom Jordan	
1955	Dukes	West Texas-New Mexico League		B	79-60	2nd	Eddie Bockman	Lost to Pampa 4-2
1956	Dukes	Western League	NYG	A	59-81	7th	Bob Swift	
1957	Dukes	Western League		A	66-88	6th	Nick Cullop/Hal Toso	
1958	Dukes	Western League	CIN	A	71-75	5th	Jimmy Brown	
1960	Dukes	Sophomore League	KCA	D	57-72	5th	Bert Thiel	
1961	Dukes	Sophomore League	KCA	D	64-63	3rd	Grady Wilson	Lost to Hobbs 3-0
1962	Dukes	Texas League	KCA	AA	70-70	3rd	Bob Hofman	Lost to Tulsa 3-
1963	Dukes	Texas League	LAD	AA	67-73	5th	Clay Bryant	
1964	Dukes	Texas League	LAD	AA	75-65	3rd	Clay Bryant	Lost to Tulsa 3-2
1965*	Dodgers	Texas League	LAD	AA	77-63	1st	Roy Hartsfield	Def. Tulsa 3-1
1966	Dodgers	Texas League	LAD	AA	74-66	3rd	Bob Kennedy	Def. Amarillo 2-1
1967*	Dodgers	Texas League	LAD	AA	78-62	1st	Duke Snider	None/League Champion
1968	Dodgers	Texas League	LAD	AA	70-69	2nd	Roger Craig	
1969	Dodgers	Texas League	LAD	AA	67-69	4th	Del Crandall	
1970*	Dodgers	Texas League	LAD	AA	83-52	1st	Del Crandall	Def. Memphis 3-1
1971	Dodgers	Dixie Association	LAD	AA	67-75	3rd	Monty Basgall	
1972*	Dukes	Pacific Coast League	LAD	AAA	92-56	1st	Tom Lasorda	Def. Eugene 3-1
1973	Dukes	Pacific Coast League	LAD	AAA	62-82	4th	Stan Wasiak	
1974	Dukes	Pacific Coast League	LAD	AAA	76-66	1st	Stan Wasiak	Lost to Spokane 3-0
1975	Dukes	Pacific Coast League	LAD	AAA	71-73	3rd	Stan Wasiak	
1976	Dukes	Pacific Coast League	LAD	AAA	66-78	3rd	Stan Wasiak	
1977	Dukes	Pacific Coast League	LAD	AAA	58-78	4th	Jimmy Williams	
1978**	Dukes	Pacific Coast League	LAD	AAA	78-62	1st	Del Crandall	Def. Salt Lake 3-0
1979	Dukes	Pacific Coast League	LAD	AAA	86-62	1st	Del Crandall	Lost to Salt Lake 3-0
1980*	Dukes	Pacific Coast League	LAD	AAA	85-62	2nd	Del Crandall	Def. Tucson 2-0 Def. Hawaii 3-2
1981*	Dukes	Pacific Coast League	LAD	AAA	94-38	1st	Del Crandall	Def. Tacoma 3-0
1982*	Dukes	Pacific Coast League	LAD	AAA	85-58	1st	Del Crandall	Def. Salt Lake 2-0 Def. Spokane 4-2
1983	Dukes	Pacific Coast League	LAD	AAA	85-58	1st	Del Crandall Dick McLaughlin Terry Collins	Def. Las Vegas 3-2 Lost to Portland 3-0
1984	Dukes	Pacific Coast League	LAD	AAA	62-81	5th	Terry Collins	
1985	Dukes	Pacific Coast League	LAD	AAA	67-76	3rd	Terry Collins	
1986	Dukes	Pacific Coast League	LAD	AAA	54-88	5th	Terry Collins	
1987*	Dukes	Pacific Coast League	LAD	AAA	77-65	1st	Terry Collins	Def. Las Vegas 3-0 Def. Calgary 3-1
1988	Dukes	Pacific Coast League	LAD	AAA	86-56	1st	Terry Collins	Lost to Las Vegas 3-0
1989	Dukes	Pacific Coast League	LAD	AAA	80-62	1st	Kevin Kennedy	Def. Col. Springs 3-2 Lost to Vancouver 3-1
1990*	Dukes	Pacific Coast League		AAA	91-51	1st	Kevin Kennedy	Def. Col. Springs 3-2 Def. Edmonton 3-0
1991	Dukes	Pacific Coast League	LAD	AAA	80-58	1st	Kevin Kennedy	
1992	Dukes	Pacific Coast League	LAD	AAA	65-78	5th	Bill Russell	
1993	Dukes	Pacific Coast League	LAD	AAA	71-72	2nd	Bill Russell	
1994*	Dukes	Pacific Coast League	LAD	AAA	83-56	1st	Rick Dempsey	Def. Col. Springs 3-1 Def. Vancouver 3-2
1995	Dukes	Pacific Coast League	LAD	AAA	75-69	3rd	Rick Dempsey	
1996	Dukes	Pacific Coast League	LAD	AAA	67-76	4th	Phil Regan	
1997	Dukes	Pacific Coast League	LAD	AAA	62-79	4th	Glenn Hoffman	
1998	Dukes	Pacific Coast League	LAD	AAA	61-82	3rd	Glenn Hoffman Jon Debus Ron Roenicke	
1999	Dukes	Pacific Coast League	LAD	AAA	65-74	3rd	Mike Scioscia	
2000	Dukes	Pacific Coast League	LAD	AAA	86-58	1st	Tom Gamboa	Lost to Memphis 3-2

* - League Champion
 ** - League Co-Champion



ALBUQUERQUE PROFESSIONAL BASEBALL YEAR-BY-YEAR RESULTS

YEAR	NAME	LEAGUE	AFF.	CLASS	W-L	FINISH	MANAGER	PLAYOFFS
2003	Isotopes	Pacific Coast League	FLA	AAA	74-70	1st	Dean Treanor	Lost to Nashville 3-1
2004	Isotopes	Pacific Coast League	FLA	AAA	67-77	4th	Tracy Woodson	
2005	Isotopes	Pacific Coast League	FLA	AAA	78-66	2nd	Dean Treanor	
2006	Isotopes	Pacific Coast League	FLA	AAA	70-72	4th	Dean Treanor	
2007	Isotopes	Pacific Coast League	FLA	AAA	72-70	2nd	Dean Treanor	
2008	Isotopes	Pacific Coast League	FLA	AAA	68-75	2nd	Dean Treanor	
2009	Isotopes	Pacific Coast League	LAD	AAA	80-64	1st	Tim Wallach	Lost to Memphis 3-0
2010	Isotopes	Pacific Coast League	LAD	AAA	72-71	2nd	Tim Wallach	
2011	Isotopes	Pacific Coast League	LAD	AAA	70-74	2nd	Lorenzo Bundy	
2012	Isotopes	Pacific Coast League	LAD	AAA	80-64	1st	Lorenzo Bundy	Lost to Omaha 3-2
2013	Isotopes	Pacific Coast League	LAD	AAA	76-68	2nd	Lorenzo Bundy	
2014	Isotopes	Pacific Coast League	LAD	AAA	62-80	3rd	Damon Berryhill	
2015	Isotopes	Pacific Coast League	COL	AAA	62-82	3rd	Glenallen Hill	
2016	Isotopes	Pacific Coast League	COL	AAA	71-72	2nd	Glenallen Hill	
2017	Isotopes	Pacific Coast League	COL	AAA	68-73	3rd	Glenallen Hill	
2018	Isotopes	Pacific Coast League	COL	AAA	63-77	4th	Glenallen Hill	
2019	Isotopes	Pacific Coast League	COL	AAA	60-80	4th	Glenallen Hill	
2020		Season cancelled due to COVID-19 pandemic						
2021	Isotopes	Triple-A West	COL	AAA	58-72	7th	Warren Schaeffer	
2022	Isotopes	Pacific Coast League	COL	AAA	62-86	5th	Warren Schaeffer	
2023	Isotopes	Pacific Coast League	COL	AAA	68-82	10th/3rd*	Pedro Lopez	

* First and Second Half Finishes, respectively



2022 HOME RUN RECORDS

ALL-TIME MILB RECORD

14 GRAND SLAMS



FRANCHISE SINGLE-SEASON

HOME RUN RECORD



240 HOME RUNS

MOST HOME RUNS IN ONE GAME

8 HOME RUNS



JUNE 15, 2022

&

JUNE 25, 2022



FRANCHISE RECORD
FOR HOME RUNS IN ONE MONTH

53 HOME RUNS IN JUNE







2023 Inductees

Gary Herron (left) and John Ely (right) were inducted into the Albuquerque Pro Baseball Hall of Fame July 15.

HISTORY

ALBUQUERQUE PROFESSIONAL BASEBALL HISTORY

On April 11, 2003 the Albuquerque Isotopes played the first professional baseball game in the Duke City since the Albuquerque Dukes left following the 2000 season. The return of baseball was met by 12,215 enthusiastic fans on Opening Day at beautiful Isotopes Park. The excitement did not end there, as over 575,000 fans passed through the gates in 2003, a season that culminated with the Isotopes winning the Central Division title and earning a berth in the Pacific Coast League Playoffs. That auspicious inaugural year marked a continuation of a rich and varied tradition of professional baseball in Albuquerque, one that dates back over 100 years.

The first known professional baseball team in Albuquerque was founded in 1880 by W.T. McCreight. Games were played at the New Mexico State Fairgrounds, at the large oval space inside the Fairgrounds racetrack facing the grandstands. Since the State Fair was held after the Big League season was over back east, McCreight was able to entice pro players from those leagues to play for him for \$100 plus expenses. McCreight, a former Major Leaguer with the St. Louis Browns, still owned one of his jerseys with "Browns" embroidered on it, so he decided to name his team the same.

It's not clear how many years the Browns played, but in 1915 the first recognized professional baseball team in Albuquerque took the field. The "Dukes" played in the Class-D Rio Grande Association against teams from Phoenix, Tucson, El Paso, and nearby Las Cruces. The Dukes finished in third place with a 32-25 record. They also had the league leader in home runs, as Frank Huelman hit 10 long balls.

Albuquerque didn't field a pro team again until 1932, when the Albuquerque Dons took first place in the Class-D Arizona-Texas League, compiling a 57-42 record. The Dons' Dick Gyselman led the league in batting average, runs, and hits. The league was disbanded in late July.

Professional baseball returned again to the Duke City in 1937, as Rio Grande Park, later renamed Tingley Field, was opened by the Albuquerque Cardinals. The Cardinals were an affiliate of the National League's St. Louis Cardinals. Cards' General Manager Branch Rickey called the new ballpark "one of the finest Minor League parks in America." The Cardinals finished the season that year at 56-59 to wind up in third place, but won the Arizona-Texas League Championship Series, defeating the El Paso Texans four games to three. The Cardinals continued playing in the Class-D League through 1941.

Albuquerque fielded another Dukes team in 1942, this time in the Class-D West Texas-New Mexico League, where the Dukes went 25-30 before withdrawing in June. With World War II taking place, baseball bats went silent from 1943-45. In 1946, play resumed for the West Texas-New Mexico League, now reclassified as a Class-C League, only to be reclassified again in 1955 to Class-B.

In 1956 the Dukes started play in the Class-A Western League as a New York Giants affiliate. The team switched in 1958 to a Cincinnati Reds farm team, but the Western League folded after the '58 season, leaving Albuquerque without a ball club for the first time in 14 seasons.

Baseball returned to Albuquerque in 1960 after a one year hiatus when the city accepted an offer from the Kansas City A's to field a team in the Class D Sophomore League. Once again, the team was called the Dukes. They played in this league for two years before Kansas City moved the team to the Double-A Texas League for the 1962 season. Kansas City dropped the club following that season.

In 1963, the Dukes and the Los Angeles Dodgers struck up a relationship that allowed the team to stay in the Texas League. The Dodgers purchased the team from then-owner Tom Bolack in 1964 for \$20,000. In 1969, the Dukes moved from Tingley Field to the new Albuquerque Sports Stadium. The first game played there was an exhibition game between the San Francisco Giants and the Cleveland Indians. Willie Mays was the first batter to stand at the plate at the new ballpark.

The Dukes continued to play in the Texas League until the end of 1971. When the 1972 season began, the Dodgers had moved their Triple-A Spokane franchise to Albuquerque and the team started playing in the Pacific Coast League. With future Dodgers manager Tommy Lasorda at the helm, the team amassed a 92-56 record and won the PCL Championship, the first of eight PCL Championships the team would win over the next 28 years.

In March 2000, it was announced that Dukes owner Robert Lozinak, who had purchased the team from the Dodgers in 1979 for \$340,000, was selling the franchise to Marshall Glickman and Mike Higgins from Portland, Ore. The estimated price of the sale was \$10-12 million. The team was moved to Portland for the 2001 season, renamed the Beavers, leaving Albuquerque without a professional baseball team for the first time since 1959.

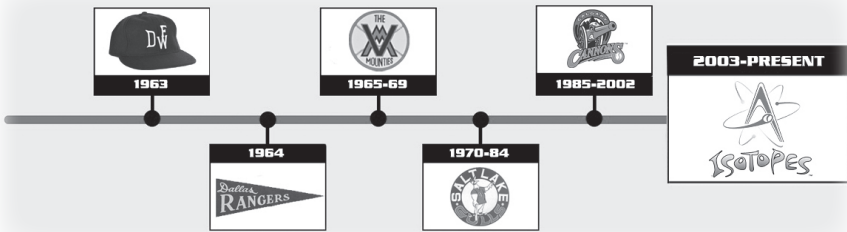
In January 2001, a group led by Tampa businessman Ken Young and Chicago-based entrepreneur Mike Koldyke, entered into a tentative agreement to purchase the Calgary Cannons with the intention of moving the team to Albuquerque. A major condition of moving the team was that either a new stadium be built or that Albuquerque Sports Stadium be renovated. In May 2001, city voters approved a \$25 million renovation of the existing stadium. Young and Koldyke completed the purchase of the Cannons, moving them to Albuquerque for the 2003 season as the Isotopes.



- 1880s** W.T. McCreight brings baseball to Albuquerque for first time as the "Browns" play at the New Mexico State Fairgrounds.
- 1915** Albuquerque Dukes play in Class-D Rio Grande Association (32-25).
- 1932** Albuquerque Dons play in Class-D Arizona-Texas League (57-42).
- 1937-1941** Albuquerque Cardinals, an affiliate of the St. Louis Cardinals, play in the Class-D Arizona-Texas League (316-313).
- 1942** Albuquerque Dukes begin play in the Class-D West Texas-New Mexico League until WWII ends the league (25-30).
- 1946-1958** Dukes resume play in West Texas-New Mexico League.
- 1959** No team for first time in 14 seasons.
- 1960-1962** Albuquerque Dukes return as a Kansas City A's affiliate in Texas League.
- 1963** Dukes join up with Tom Bolack to field a Los Angeles Dodgers' affiliate in Texas League.
- 1964** Dodgers purchase Dukes from Bolack for \$20,000. Called Dodgers until 1972.
- 1969** Dodgers/Dukes move from Tingley Field to new Albuquerque Sports Stadium.
- 1972-2000** Dukes play as a Dodgers' affiliate in Pacific Coast League, winning eight PCL Championships. Robert Lozinak purchased team from Dodgers in 1979 for \$340,000.
- March 2000** Lozinak sells Dukes to a group led by Marshall Glickman, who moved the team to Portland, Ore., for the 2001 season, leaving Albuquerque without baseball for the first time since 1959.
- May 2001** City approves \$25 million renovation of Albuquerque Sports Stadium, paving the way for Tampa businessman Ken Young and Chicago-based entrepreneur Mike Koldyke to purchase the Calgary Cannons and move them to Albuquerque for the 2003 season.
- April 2002** Renovation of Albuquerque Sports Stadium begins.
- Sept. 2002** Young announces new Triple-A baseball team will be called the Isotopes.
- April 11, 2003** Isotopes Park opens as the Albuquerque Isotopes begin play as the Florida Marlins' Triple-A affiliate.
- 2009** The Albuquerque Isotopes begin play as the Los Angeles Dodgers' Triple-A affiliate.
- 2015** The Albuquerque Isotopes begin play as the Colorado Rockies' Triple-A affiliate.
- 2020** Minor League season cancelled due to the COVID-19 pandemic
- 2021** League name changed to Triple-A West due to naming rights
- 2022** League name changed back to Pacific Coast League



ISOTOPES PACIFIC COAST LEAGUE GENEALOGY



The Pacific Coast League added the Dallas-Fort Worth Rangers to the 10-team circuit in 1963, before the club changed their name to the Dallas Rangers in 1964. The franchise moved to Vancouver, British Columbia in 1965, playing as the Vancouver Mounties until 1969. Following the 1969 campaign, the Mounties relocated to Salt Lake City, Utah, where they were known as the Bees (1970), Angels (1971-74) and the Gulls (1975-84). The franchise moved north of the border once again in 1985, emerging as the Calgary Cannons. The franchise played in Calgary for 18 years before relocating in 2003 to their current home in Albuquerque and became the Isotopes.



ALBUQUERQUE DUKES ALL-TIME TEAM (1972-2000)

Tommy Lasorda (1972) - Manager

**As chosen by the Albuquerque Journal*

MAJORS: Los Angeles Dodgers 1976-96

HIGHLIGHTS: After winning the Pacific Coast League with the Dukes in 1972, Lasorda spent 21 years as the skipper of the Los Angeles Dodgers. He won the World Series in 1981 and again in 1988.

Tom Paciorek (1972) - First Base

MAJORS: Los Angeles Dodgers 1970-75, Atlanta Braves 1976-78, Seattle Mariners 1978-81, Chicago White Sox 1982-85, New York Mets 1985, Texas Rangers 1986-87

HIGHLIGHTS: Paciorek compiled a .282 average over his 18 years in the Big Leagues. He holds several Dukes records including most runs, hits, at bats, and games played in a season.

Davey Lopes (1972) - Second Base

MAJORS: Los Angeles Dodgers 1972-81, Oakland Athletics 1982-84, Chicago Cubs 1984-86, Houston Astros 1986-87

HIGHLIGHTS: Lopes hit 28 homers with 73 RBI in 1979 while playing in 153 games. He spent 16 seasons in the Majors.

Jose Offerman (1990-1991, 1994) - Shortstop

MAJORS: Los Angeles Dodgers 1990-95, Kansas City Royals 1996-98, Boston Red Sox 1999-2002, Seattle Mariners 2002, Minnesota Twins 2004, Philadelphia Phillies 2005, New York Mets 2005

HIGHLIGHTS: A 15-year Big-League veteran, Offerman was a Major League All-Star in 1995 and 1999.

Ron Cey (1972) - Third Base

MAJORS: Los Angeles Dodgers 1971-82, Chicago Cubs 1983-86, Oakland Athletics 1987

HIGHLIGHTS: Cey had 30 homers with 110 RBI in 1977 and 24 homers or more seven times. In 17 seasons, he played in 2,073 games and batted .261.

Raul Mondesi (1991-1993) - Outfield

MAJORS: Los Angeles Dodgers 1993-99, Toronto Blue Jays 2000-2002, New York Yankees 2002-03, Arizona Diamondbacks 2003, Pittsburgh Pirates 2004, Anaheim Angels 2004, Atlanta Braves 2005

HIGHLIGHTS: In 1994, Mondesi became the third former Duke in as many years to win National League Rookie of the Year (Eric Karros won in 1992, Piazza won in 1993).

Pedro Guerrero (1977-1979, 1988) - Outfield

MAJORS: Los Angeles Dodgers 1979-88, St. Louis Cardinals 1988-92

HIGHLIGHTS: In 15 seasons, Pedro hit .300 with 215 homers. He had more than 30 homers three times and knocked in 100 runs or more three times.

Jeff Leonard (1976, 1978) - Outfield

MAJORS: Los Angeles Dodgers 1977, Houston Astros 1978-81, San Francisco Giants 1981-88, Milwaukee Brewers 1988, Seattle Mariners 1989-90

HIGHLIGHTS: In 1984, hit .302 with 21 homers and 86 RBI. He drove in 723 runs in 14 seasons.

Mike Piazza (1992) - Catcher

MAJORS: Los Angeles Dodgers 1992-98, Florida Marlins 1998, New York Mets 1998-05, San Diego Padres 2006, Oakland Athletics 2007

HIGHLIGHTS: The Hall of Fame catcher had 427 home runs and 1,335 RBI in his 16 Big League years.

Orel Hershiser (1982-1983) - Pitcher

MAJORS: Los Angeles Dodgers 1983-94, 2000, Cleveland Indians 1995-97, San Francisco Giants 1998, New York Mets 1999

HIGHLIGHTS: Hershiser won the Cy Young Award in 1988 and had a 204-150 career record. He holds the Major League mark for consecutive scoreless innings, 59 in 1988.

Pedro Martinez (1991-1993) - Pitcher

MAJORS: Los Angeles Dodgers 1992-93, Montreal Expos 1994-97, Boston Red Sox 1998-2004; New York Mets 2005-08, Philadelphia Phillies 2009

HIGHLIGHTS: Martinez won the Cy Young Award in 1997, 1999, and 2000. He set the all-time Major League record for lowest batting average against (.167) in 2000.

Sid Fernandez (1982) - Pitcher

MAJORS: Los Angeles Dodgers 1983, New York Mets 1984-93, Baltimore Orioles 1994-95, Philadelphia Phillies 1995-96, Houston Astros 1997

HIGHLIGHTS: Five seasons with an ERA below 3.00. Recorded more than 180 strikeouts six times and 114-96 record.

John Wetteland (1989-91) - Pitcher

MAJORS: Los Angeles Dodgers 1989-91, Montreal Expos 1992-94, New York Yankees 1995-96, Texas Rangers 1997-2000

HIGHLIGHTS: During his 12 year Major League career, Wetteland amassed 330 saves.

John Franco (1982-1983) - Pitcher

MAJORS: Cincinnati Reds 1984-89, New York Mets 1990-2004, Houston Astros 2005

HIGHLIGHTS: Franco had 424 saves, the most ever by a lefty. He had eight seasons with 30 saves or more and had a 2.89 ERA.



Created in 2007 at the Triple-A All-Star Fiesta, the Albuquerque Professional Baseball Hall of Fame honors players, managers, teams, executives, and media members who have made a significant contribution to the development and success of the Nation's Pastime in the city of Albuquerque.



Inductees to the Hall of Fame are determined by a special selection committee consisting of local Albuquerque baseball experts, led by Isotopes Vice President / General Manager John Traub.



Tommy Lasorda - Inducted in 2007

*Manager, Albuquerque Dukes (1972)
Pacific Coast League*

Managed first Triple-A club to call Albuquerque home and led the 1972 Dukes to a 92-56 record and the Pacific Coast League Championship. The 1972 team included OF Von Joshua, 3B Ron Cey, OF Larry Hisle, 2B Davey Lopes, OF/1B Tom Paciorek, and pitchers Doug Rau, Geoff Zahn, and Charlie Hough. Went on to become the third base coach of the parent Los Angeles Dodgers from 1973-76 and manager of the Dodgers from 1976-1996. Won National League pennant in 1977 and 1978. Won World Series in 1981 and 1988. Inducted into the National Baseball Hall of Fame in 1997. Led USA to a gold medal at the 2000 Summer Olympics in Sydney, Australia.

1981 Dukes Team - Inducted in 2008

Pacific Coast League



Manager Del Crandall's team was recognized by Minor League Baseball as being the 11th best team in Minor League history after compiling a 94-38 record and winning the Pacific Coast League championship. The Dukes were led by Triple Crown winner Mike Marshall (.373, 34 HR, 137 RBI), second baseman Jack Perconte (.346 with 45 stolen bases), and outfielders Rudy Law (.335 with 56 stolen bases) and Candy Maldonado (.335, 21 HR, 104 RBI). Pitching staff was led by RHP Ted Power (18-3), RHP Brian Holton (16-6), LHP Ricky Wright (14-6), RHP Bill Swiacki (11-5), and RHP Alejandro Pena (22 saves).



Del Crandall - Inducted in 2008

*Manager, Albuquerque Dukes (1978-83)
Pacific Coast League
Manager, Albuquerque Dodgers (1969-70)
Texas League*


All-time winningest manager in Triple-A Dukes history, leading his clubs to a .600 winning percentage in 785 games. Managed the Dukes to four Pacific Coast League championships (1978, 80, 81, and 82). Was the skipper of the 1981 team that went 94-38, won the PCL title, and was named by Minor League Baseball as the 11th best team in Minor League history. Named *The Sporting News* Manager of the Year. Led the Double-A Albuquerque Dodgers in 1969 and 1970, and was named the Texas League Manager of the Year in 1970 when his club won the league championship (83-52).



Mike Marshall - Inducted in 2008

*First Baseman/Outfielder, Albuquerque Dukes (1981-82)
Pacific Coast League*

Had one of the best seasons in Minor League Baseball history in 1981, winning the Triple Crown and leading the Dukes to the Pacific Coast League championship. Named 1981's Player of the Year by *The Sporting News* and the National Association of Professional Baseball Leagues. Was also named to several post-season All-Star teams. Won the '81 Pacific Coast League Most Valuable Player award after batting .373 with 34 home runs and 137 RBI. Batted .388 with 14 homers and 58 RBI in 66 games the following season before earning a promotion to Los Angeles.




Hershel Martin - Inducted in 2008

*Outfielder/Manager, Albuquerque Dukes (1948-51)
West Texas-New Mexico League*

The teams he managed never won fewer than 82 games and amassed a .603 winning percentage in 568 career games. Won league championships in 1949 and 1950. As an outfielder, he batted .425 with a league-leading 61 doubles in 1948.



ALBUQUERQUE PROFESSIONAL BASEBALL HALL OF FAME



Pat McKernan - Inducted in 2008

President/General Manager


Albuquerque Dukes (1979-2000)

Three-time Pacific Coast League Executive of the Year (1981, 1982, 1991) and two-time winner of Minor League Baseball's President's Trophy (1985, 1991). Named Minor League Baseball's "King of Baseball" in 2000 after running the Dukes for 21 years. Honored several times by the Albuquerque Sports Hall of Fame, culminating with his induction in 2000.



Tom Bolack / John McMullan - Inducted in 2008

Farmington businessman Tom Bolack purchased the Dukes in 1956 and owned/operated the team until 1963. Moved Dukes from Class C West Texas-New Mexico League to Class B Texas League. John McMullan was a local Albuquerque businessman who worked hand-in-hand with Bolack to promote baseball in this community and helped forge the great relationship between Albuquerque and the Los Angeles Dodgers.



JD Kailer - Inducted in 2008

Sports Editor, Albuquerque Journal

1950-59


An ambassador and supporter of baseball in Albuquerque for five decades, J.D. Kailer served as Sports Editor of the *Albuquerque Journal* from 1950 to 1959 before working at KOAT-TV from 1959 to 1963 while also reporting sports for KDF radio from 1960 to 1969. From 1968 to 1978, he was an integral part of the Dukes of Albuquerque support group that was instrumental in the success of the Dukes.



1972 Dukes Team - Inducted in 2009

Pacific Coast League

Manager Tommy Lasorda's team amassed a 92-56 record and won the Pacific Coast League championship, the first of eight for the franchise. The club featured, among others, future Major League stars Burt Hooton, Charlie Hough, Larry Hise, Tom Paciorek, and Von Joshua and is considered by many to be one of the best Minor League squads in baseball history. The 1972 club was the first Triple-A team to call Albuquerque home.



Dennis Lewallyn - Inducted in 2009

Pitcher, Albuquerque Dukes (1975-80)

Pacific Coast League

The Albuquerque Dukes' all-time leader in career wins (74), games (232), and saves (51). Was named the 1980 Pacific Coast League Most Valuable Player with a 15-2 record, 2.13 ERA, one shutout, and 24 saves. Recorded at least 10 wins in five of his six seasons with the Dukes, including two seasons in which he won 13 games and two in which he won 15 games.




Tom Paciorek - Inducted in 2009

Outfielder / Infielder, Albuquerque Dukes (1972)

Pacific Coast League

Named Minor League Baseball's 1972 Player of the Year by *The Sporting News* was also honored as the Pacific Coast League's Most Valuable Player in 1972 after batting .307 with 27 home runs and 107 RBI. He led the PCL in at bats (605), hits (186), total bases (310), and home runs. Also belted four home runs in the inaugural World Baseball Championship.



**Jesse Priest - Inducted in 2009**

Pitcher, Albuquerque Dukes (1951-52)
West Texas-New Mexico League

Recorded a 38-13 record over two seasons with the Dukes, including a 19-4 record with a 3.15 ERA in 1951. Tied a league record in 1951 with 17 consecutive wins. Went 19-9 in 1952 with a 3.06 ERA.

**Charlie Blaney - Inducted in 2010**

General Manager, Albuquerque Dukes (1972-74)
Pacific Coast League
General Manager, Albuquerque Dodgers (1969-71)
Texas League, Dixie Association

Affable General Manager was primarily responsible for bringing Triple-A baseball to Albuquerque, convincing the Dodgers to move their top affiliate from Spokane, WA to the Duke City. Once here, Blaney held a contest to decide the team's name, Dukes or Dodgers, which was easily won by the Dukes. Presided over one of the greatest teams in Minor League Baseball history, the 1972 squad that was managed by Tommy Lasorda and won the PCL Championship. Named Double-A Executive of the Year in 1969 and Pacific Coast League Executive of the Year in 1974.

**Jack Perconte - Inducted in 2010**

Infielder, Albuquerque Dukes (1979-81, 1987)
Pacific Coast League

Popular infielder played 509 games for the Dukes over four total seasons. Tied for the franchise lead in runs scored with 363 and singles with 467. Batted .346 and stole 45 bases for the 1981 PCL Champion Dukes, considered to be one of the best teams in Minor League Baseball history.

**Mike Roberts - Inducted in 2010**

Broadcaster, Albuquerque Dukes (1982-99)
Albuquerque Isotopes (2003-2005)
Pacific Coast League

The "Voice Of The Dukes," and a local broadcasting legend, was a mainstay behind the microphone for the Dukes for 17 years. Was the voice of the team during one of the most successful periods in team history, calling seven different playoff clubs and four PCL Championships. Helped usher in a new era of Albuquerque professional baseball by working in the booth during the Isotopes' first three seasons of existence.

**Joe Simpson - Inducted in 2010**

Outfielder, Albuquerque Dukes (1974-78)
Pacific Coast League

Played parts of five seasons with the Dukes, batting .304 in 521 total games. Is the Dukes career leader in at bats with 1,994, hits with 607, and triples with 35. Tied for the franchise lead in runs with 363, and singles with 467. Batted .309 and racked up a team-high 88 walks while helping lead the Dukes to a 1978 PCL Co-Championship.

**Ted Power - Inducted in 2011**

Pitcher, Albuquerque Dukes (1979-1982)
Pacific Coast League

Over four seasons in Albuquerque, recorded an incredible 41-19 record with a 4.29 ERA in 85 games, 83 of which were starts. Hurlled 15 complete games in his four seasons with the Dukes. The anchor of the Dukes' stalwart 1981 pitching staff, went 18-3 with a 3.56 ERA and winning his last nine decisions en route to the Pacific Coast League's Post-Season All-Star team. His 18 victories in 1981 mark the Dukes' all-time single-season record for wins.



ALBUQUERQUE PROFESSIONAL BASEBALL HALL OF FAME




Brian Traxler - Inducted in 2011

First Baseman, Albuquerque Dukes (1989-93, 1995)

Pacific Coast League

The perennial fan favorite played six seasons in a Dukes uniform and was selected by the fans as the Dukes' most popular player three times – in 1992, 1993, and 1995. He batted .302 lifetime for Albuquerque in a Dukes' record 544 games with 49 home runs and 282 RBI. He was the Dukes' all-time franchise leader in doubles (122) and total bases (829).




Jason Wood - Inducted in 2011

Infielder, Albuquerque Isotopes (2003-2006, 2008)

Pacific Coast League

A consummate professional on and off the field, he is the modern day Albuquerque professional baseball leader in games played (587), at bats (2,087), runs batted in (328), and total bases (894). He also ranks in the top five in the history of professional baseball in the Duke City in hits (588), runs scored (316), doubles (102), and home runs (60). He was selected as the Isotopes Most Valuable Player by his teammates three times (2003, 2005, 2006) and is the Isotopes all-time franchise leader in games played, hits, RBI, and at bats. A fixture at third base for most of his time in an Isotopes uniform, "Woody" was also a fan favorite due to his work ethic and ability to come through in clutch situations. On May 15, 2016, Wood became the first Isotope to have his jersey retired.



Sid Bream - Inducted in 2012

First Baseman, Albuquerque Dukes (1982-1985)

Pacific Coast League

Before embarking on a 12-year Major League career, Bream played parts of four seasons with the Dukes from 1982-85, batting a combined .336 with 70 home runs and 267 RBI in 340 games. In 1983, Bream lead the Pacific Coast League with 32 home runs and drove in a league-high 118 runs. Scored the winning run in Game 7 of the NLCS that sent the Atlanta Braves to their second consecutive World Series in 1992.



Greg Brock - Inducted in 2012

First Baseman, Albuquerque Dukes (1982, 1984)

Pacific Coast League

Brock holds the Albuquerque Triple-A record for home runs (44) and RBI (138) in a season coming in 1982, the same year he also racked up a record 318 total bases. In parts of two seasons with the Dukes, 1982 and 1984, Brock batted .311 in 159 games.




Kevin Kennedy - Inducted in 2012

Catcher, Albuquerque Dukes (1982-83; managed from 1989-91)

Pacific Coast League

Kennedy was a standout catcher for the Dukes in 1982 and 1983 before going on to become the manager of Albuquerque from 1989-1991. In three seasons at the helm of the Dukes, Kennedy amassed a 251-171 record and guided Albuquerque to a PCL Championship in 1990.




Carlos Salazar - Inducted in 2012

Sports Writer, Albuquerque Tribune

1946-1996

Jon Carlos Salazar worked at the *Albuquerque Tribune* from 1946-1996 and covered the Dukes for 27 seasons, becoming the first writer to be inducted to the Albuquerque Sports Hall of Fame in 1987. Before he passed away in 1998, Salazar was issued a lifetime pass by Major League Baseball in recognition of his contributions to the game, both in Albuquerque and beyond.





Billy Ashley - Inducted in 2013

Outfielder, Albuquerque Dukes (1992-94, 1996)

Pacific Coast League

Ashley played in 264 career games for the Dukes (1992-94, 96) and posted a .309 batting average with 224 RBI over those seasons. Leading the Pacific Coast League in back-to-back years (93, 94) with 26 and 37 home runs, respectively, the power-hitting outfielder blasted 61 career homers as a Duke. He also received Topps Triple-A All-Star and PCL All-Star honors in 1993 and 1994, even being named *Baseball America's* Triple-A Player of the Year, the Dodgers' Minor League Player of the Year, and the PCL MVP in 1994.



Charlie Hough - Inducted in 2013

Pitcher, Albuquerque Dukes (1972)

Pacific Coast League

Pitcher, Albuquerque Dodgers (1967-69, 71)

Texas League

Hough led the 1971 Albuquerque Dodgers with seven complete games and was second on the club with 113 strikeouts. The knuckleballer appeared in a team high 58 games for the 1972 Dukes, was second on the squad with 14 saves and tied the team lead with 14 wins.



Geoff Zahn - Inducted in 2013


Pitcher, Albuquerque Dukes (1972-73)

Pacific Coast League

Pitcher, Albuquerque Dodgers (1969, 1971)

Texas League, Dixie Association

A member of the Double-A Dodgers (1969, 1971) and Triple-A Dukes (1972-73), Zahn compiled a 40-24 record with a 3.14 ERA in 87 career games for Albuquerque in the Texas League, Dixie Association, and Pacific Coast League. He went 10-1 in 1972 record and led the team in winning percentage (.909) that season. In 1973, he went 13-8 with a 3.05 ERA with 12 complete games and 103 strikeouts. He recorded 29 complete games in 78 career starts for Albuquerque.




Steve Lagomarsino - Inducted in 2013

Pitcher, Albuquerque Dukes (1950-51)

West Texas-New Mexico League

Lagomarsino appeared in 78 games (27 starts/328.0IP) for the Dukes in 1950-51, posting an 18-16 record. In addition to his time as a Duke in the West Texas-New Mexico League, Lagomarsino is best known for serving 26 years with the New Mexico State Police Department, having risen to the rank of Deputy Chief.



Von Joshua - Inducted in 2014

Outfielder, Albuquerque Dodgers (1968)

Texas League

Outfielder, Albuquerque Dukes (1972)

Pacific Coast League

Coach, Albuquerque Dukes (1988-1992)

Pacific Coast League

Batting champion in 1972 after compiling a .337 average in 125 games with nine home runs and 76 RBI for the Dukes, widely considered one of the best clubs in Minor League Baseball history. Batted .298 in 74 games with the Double-A Albuquerque Dodgers in 1968.



Orel Hershiser - Inducted in 2014

Pitcher, Albuquerque Dukes (1982-83)

Pacific Coast League

Recorded a 19-14 record over two seasons with the Dukes, with a cumulative 3.91 ERA and 20 saves in 96 games pitched over the two seasons. Struck out 188 batters in 258.0 innings pitched for the Dukes. Helped lead Albuquerque to consecutive playoff appearances and the Pacific Coast League Championship in 1982.




ALBUQUERQUE PROFESSIONAL BASEBALL HALL OF FAME



Terry Collins - Inducted in 2014

*Infielder, Albuquerque Dukes (1977-78, 1980, 1984)
Pacific Coast League
Manager, Albuquerque Dukes (1983-88)*


Managed the 2nd most number of games (780) in the history of the Triple-A Albuquerque Dukes, earning a 388-392 cumulative record from 1983 through 1988. Led the Dukes to three post-season appearances (1983, 1987, 1988) in his five-year tenure at the helm of the Dodgers' Triple-A club. His 1987 club won the Pacific Coast League Championship with a 77-65 record. Won 163 games in his final two seasons as the Dukes' manager.



Charlie Manuel - Inducted in 2015

*Outfielder, Albuquerque Dukes (1974-75)
Pacific Coast League*

In his two years with the Dukes, Manuel combined for 221 hits and a .327 batting average in 210 games played. He also recorded 166 RBI and 122 runs scored during his time in Albuquerque. Manuel belted a career high 30 home runs in 1974, followed by a 16-homer season in 1975. His .601 slugging percentage in 1975 was tops in the Pacific Coast League. Manuel played six seasons at the Major League level, before going on to enjoy a 12-year managerial career that included a World Series title with the Philadelphia Phillies in 2008.



Paul Konerko - Inducted in 2016

*Infielder, Albuquerque Dukes (1996-98)
Pacific Coast League*


Konerko played in 158 games over parts of three seasons with the Dukes from 1996-98, compiling impressive totals of 44 home runs, 155 RBI, and a cumulative .334 batting average. The most prolific season in his Minor League career came in 1997, when he was named the PCL's MVP after hitting 37 home runs and knocking in 127 runs, the 3rd highest single season total in Albuquerque Professional Baseball history. Konerko is best known for his 16 seasons spent with the White Sox where he was a six time AL All-Star, captaining Chicago from 2006-14. He was a key contributor to their 2005 World Series Championship, earning ALCS MVP honors.



Stu Walker - Inducted in 2016

*Public Address, Albuquerque Isotopes (2003-15)
Pacific Coast League*

Walker was the voice of Isotopes Park from the franchise's Inaugural Season in 2003 until he passed away in 2015. His voice was synonymous with professional and amateur sports in the Land of Enchantment. Not only was Stu a fixture at nearly 700 Isotopes games, he announced UNM football, basketball, and soccer games for two decades and also was the voice for high school championship games for the New Mexico Activities Association. Despite his success in his seasonal job as public address announcer, Stu was most proud of the work he did with students at Manzano High School.



Ramon Martinez - Inducted in 2017

*Pitcher, Albuquerque Dukes (1988-89)
Pacific Coast League*

The eldest of the Martinez brothers, Ramon was also the first to pitch in Albuquerque, appearing for the Dukes during the 1988 and 1989 seasons. The 1989 season was a breakout year for Ramon, going 10-2 with a 2.79 ERA en route to being named a PCL Mid-Season and Post-Season All-Star. His 10.1 strikeouts per nine innings in 1989 are the best in Albuquerque Triple-A history among pitchers with at least 18 starts. 176 strikeouts in 28 games.



Pedro Martinez - Inducted in 2017

*Pitcher, Albuquerque Dukes (1991-93)
Pacific Coast League*

Martinez appeared in parts of three seasons with the Dukes, toeing the rubber in Albuquerque from 1991-93. After making his Triple-A debut in 1991, Pedro was named a PCL All-Star in 1992, leading the Dukes with 20 starts and 124 strikeouts that season. He started Opening Day for the Dukes in 1993, however, that was his last appearance in the Minor Leagues for the next 17 years. Pedro Martinez was inducted into the National Baseball Hall of Fame in 2015.






Jesus Martinez - Inducted in 2017

*Pitcher, Albuquerque Dukes (1995, 1993)
Pacific Coast League*


Jesus, the youngest of the Martinez brothers, played in Albuquerque for two non-consecutive seasons in 1995 and 1997. After appearing for the Dukes in two games in 1995, he spent the entire 1997 season in Albuquerque. His .875 winning percentage (7-1) was the highest among Dukes pitchers in 1997 and was good for 4th best in the PCL.



Dean Treanor - Inducted in 2018

*Manager, Albuquerque Isotopes (2003, 2005-08)
Pitching Coach, Albuquerque Dukes (2000)
Pacific Coast League*


Treanor is the all-time winningest manager in Isotopes history, leading the club to a 362-353 (.506) record during his five years at the helm (2003, 05-08). In 2003, the club's inaugural season, Treanor led the Isotopes to their first division title. His 715 games managed are the most in Isotopes history. A fixture in the community during his time in Albuquerque, the San Luis Obispo, Calif. native was named the Most Community-Minded Isotope in 2008. The Isotopes were not Treanor's first assignment in Albuquerque as he served as pitching coach of the 2000 division champion Albuquerque Dukes (86-58) which saw the pitching staff compile a 4.48 ERA.



Dave Stewart - Inducted in 2022

*Pitcher, Albuquerque Isotopes (1977, 1979-80)
Pacific Coast League*

One of the dominant starting pitchers in Dukes history, "Smoke" won 27 games in 2+ seasons, including a Pacific Coast League-leading 15 victories in 1980, the third-most in Dukes single season history. He compiled a 27-22 record with 16 complete games, 230 strikeouts and a 4.40 ERA in 60 games (56 starts) in his Albuquerque career. His 202.0 innings pitched in 1980 were the second-highest single season in franchise history, as he led the Dukes to the PCL championship that season. He went on to enjoy an illustrious 16-year Major League career with the Dodgers, Rangers, Phillies, Athletics and Blue Jays, winning 168 games and becoming a three-time World Series champion (LAD – 1981, OAK – 1989, TOR – 1993). Was named World Series Most Valuable Player in 1989 and twice was the MVP of the American League Championship Series (1990, 1993).



Ron Cey - Inducted in 2022

*Third Baseman, Albuquerque Dodgers (1969-70)
Texas League (Double-A)
Third Baseman, Albuquerque Isotopes (1972)
Pacific Coast League (Triple-A)*

A cornerstone of the longest-tenured infield in Major League history, he honed his skills as one of the most productive players to ever play in Albuquerque. He led the 1970 Dodgers with 22 doubles and ranked first on the 1972 Dukes in games played (142), hits (163), home runs (23), RBI (103) and walks (117). His .331 average in 1970 and .329 average in 1972 both ranked second on the respective clubs. "The Penguin" enjoyed a prolific 17-year Major League career with the Dodgers, Cubs and A's, belting 316 home runs with 1,139 RBI in 2,073 games. He was a six-time National League All-Star and was named co-Most Valuable Player of the 1981 World Series when the Dodgers defeated the New York Yankees in six games. (LAD – 1981, OAK – 1989, TOR – 1993). Was named World Series Most Valuable Player in 1989 and twice was the MVP of the American League Championship Series (1990, 1993).



Richard "Dick" Moots - Inducted in 2022

*Graphic Designer
Designer of the iconic Albuquerque Dukes logo, which quickly became synonymous with one of the most successful Minor League Baseball Triple-A franchises in the country. The Dukes' friendly conquistador graphic remains an important part of Albuquerque culture and has been a symbol for the Duke City itself for generations. An award-winning artist, Mr. Moots also designed the Dukes mascot, uniform lettering and program covers, as well as the first official logo for the Albuquerque International Balloon Fiesta.*



ALBUQUERQUE PROFESSIONAL BASEBALL HALL OF FAME



John Ely - Inducted in 2023

Pitcher, Albuquerque Isotopes (2010-12)

John Ely played parts of three seasons with the Isotopes (2010-12) and is the franchise's career leader in victories (26), tied for the most innings pitched (381.0), complete games (4) and shutouts (2). His 320 career strikeouts as an Isotopes pitcher ranks second all-time and his 65 starts is third on the career ledger. His dominant 2012 season remains the best season ever by an Isotopes hurler. Ely registered just the third Triple Crown by a pitcher in Pacific Coast League history with his 14 wins, 3.20 ERA and 165 strikeouts. That year the right-hander earned mid-season and post-season PCL All-Star Team laurels and was named the Isotopes and Los Angeles Dodgers Minor League Pitcher of the Year as well as PCL Pitcher of the Year.



Gary Herron - Inducted in 2023

Official Scorer

Gary Herron began his tenure as an official Minor League Baseball scorekeeper with the Albuquerque Dukes in 1983 and has scored nearly 1,700 games, including 1,004 contests for the Dukes (1983-1999) and 650-plus games and counting for the Isotopes (2003-present). Additionally, he was the scorekeeper for both the 1993 and 2007 Triple-A All-Star Games held in Albuquerque. Herron, a local journalist, has also authored two books detailing the rich history of baseball in Albuquerque and throughout the state of New Mexico. His journalism career began at the Valencia County News-Bulletin in 1979 and he has served as the Sports Editor for the Rio Rancho Observer since 2000. The Albuquerque native spent time in the KOB-TV newsroom and has over a decade of radio experience.





Kris Bryant

talks to the media prior to his only rehab game against El Paso June 28 at RGCU Field at Isotopes Park.

MEDIA INFORMATION

MEDIA POLICIES



Forest Stulting
Manager, Media Relations



Kris Shepard
Director, Game Production



Joe Traub
Baseball Info Coordinator

CREDENTIALS

Applications for working media credentials to accredited members of news-gathering organizations should be emailed to Forest Stulting on company letterhead at least 24 hours in advance to:

Email: fstulting@abqisotopes.com

Only Isotopes, MLB, and Colorado Rockies-issued working media credentials will be recognized. Credentials are non-transferable and can be picked up with a valid photo ID at the Will Call window at Isotopes Park. Credentials must be worn and visible at all times.

ACCESS TO CLUBHOUSE

The Isotopes and Visitors clubhouses are closed to the media.

ACCESS TO FIELD AND DUGOUTS

The field and dugouts must be cleared 30 minutes prior to each game. Access is limited to credentialed media and Isotopes staff only. No media will be allowed in fair territory or beyond the first and third base lines.

ACCESS TO STADIUM

All credentialed media must enter the stadium through McKernan Hall, located behind home plate.

AUTOGRAPH POLICY

Under no circumstances are any credentialed media members permitted to seek autographs, personal photographs, baseballs, bats, etc. on the field of play or in either clubhouse. Violation of this policy will result in the dismissal of the media member from Isotopes Park and confiscation of the violator's media credentials.

DRESS CODE

The media should dress in an appropriate and professional manner proper for a business casual work environment when in dugouts, press box, and on the field.

INTERVIEWS

All interviews should be arranged with Isotopes Public Relations Department. The field staff and players are usually available before and after batting practice, as well as after each game. All pre-game interviews must be completed 60 minutes prior to game time. No one is permitted to interview starting pitchers pre-game on the day of their start.

MEDIA GUIDES

Media guides can be found online at abqisotopes.com. Additionally, there will be a limited number of printed media guides in the press box for in-game use. Anyone needing more information should contact the Isotopes Public Relations Department.

MEDIA NOTES

Pre-game notes and statistics will be available in the press box. Box scores will be available immediately following the game. Anyone needing more information should contact the Isotopes Public Relations Department.

PARKING

Press passes are **not** to be used as parking passes. Parking passes will be issued on an individual basis, subject to Isotopes approval.

PHOTOGRAPHERS

Still photographers may work from either stationary locations adjacent to both dugouts, on the main concourse or from the working press box. Television cameras are also permitted to film in both areas, provided permission has been granted from the Isotopes. All photographers must have credentials showing at all times.

PRESS BOX

The press box is open to all credentialed working members of the media. It is located behind home plate on the fourth level of Isotopes Park, accessible from the center elevator and staircase. The press box phone number is: (505) 222-4093.





Video and audio of all 150 games are streamed live on www.abqisotopes.com. Isotopes games can once again be heard live on Sports Radio 610 KNML as well as on 95.9 FM.

Carrying Isotopes games since the team's inception in 2003, KNML previously served as the flagship station for the Albuquerque Dukes during the 1997 and 1999 seasons. Sports Radio 610 KNML carries national programming such as the Jim Rome Show and CBS Sports Radio as well as all-local fare with the Opening Drive in the morning and Two Men On in the afternoon, two sports talk shows dedicated to local sports. The Cumulus Radio Group, which owns KNML and seven other stations, has been the radio home of Albuquerque Baseball since 1982.

Isotopes broadcasts will start 20 minutes before game time with the Isotopes pre-game show. Before weekday night games, Josh Suchon will do a cross talk with Fred Slow and Van Nunley from Two Men On to discuss topics involving the Isotopes, Rockies, and Major League Baseball.

THE VOICE OF THE ISOTOPES, JOSH SUCHON



Josh Suchon became the third lead radio play-by-play announcer in Albuquerque Isotopes' history when he took over in March 2013. He brings extensive baseball experience and a unique multi-media background to the Isotopes radio booth.

Suchon was the co-host of "Post Game Dodger Talk" on 790 KABC in Los Angeles and the reporter on the Dodgers Radio Network from 2008-11. Suchon and co-host Ken Levine were named the second best local sports talk show by the LA Daily News in 2008 and the third best in 2009 and 2010. Suchon also broadcasted Dodgers spring training games on radio and TV in those years as well.

His career began as a newspaper reporter at The Oakland Tribune, where he worked from 1997-2007, including the final seven years as a traveling Major League Baseball writer who covered the Oakland Athletics (2004-06) and San Francisco Giants (2000-2003).

Suchon switched from writing to broadcasting in 2007. His first stop was the play-by-play announcer for the Modesto Nuts in the High-A California League for AM 970 ESPN Radio. He also did morning sports updates, the high school football game of the week, and co-hosted an afternoon show, "JJ, Josh and the Mouth."

When the Rockies played an exhibition game at Isotopes Park in 2019, Suchon was the play-by-play announcer, along with analyst Ryan Spilborghs, on AT&T Sports Rocky Mountain. His play-by-play credits include Dodgers spring training games, UNM Lobos women's basketball, college and high school sports on ESPNU and ESPN3; and men's basketball on Mountain West Digital and WCC Digital.

Suchon is the author of three books: "This Gracious Season: Barry Bonds & The Greatest Year in Baseball" about Bonds' record-breaking, 73-homer season in 2001; "Miracle Men: Hershiser, Gibson and the Improbable 1988 Dodgers" published in 2013; and "Murder in Pleasanton: Tina Faelz and the Search for Justice," a true-crime book where he revisits his childhood home to uncover the story of a disturbing crime.

Suchon studied Radio-TV journalism at San Diego State University, working at campus newspaper The Daily Aztec and campus radio station KCR. Suchon interned at ESPN in the Summer of 1995 in Bristol, CT. When he remembers to record episodes of his podcast, "Life Around The Seams" explores unique baseball stories from on and off the field.

Josh is available to speak to civic, business, and other community groups. Please contact our Community Relations Department via e-mail to book him for your upcoming event.

Albuquerque Baseball Announcers

2013-Present:	Josh Suchon	1981:	Pete Weber
2006-2012	Robert Portnoy	1980:	Dave Glass and Wayne Hogan
2003-2005:	Bob Socci and Mike Roberts	1976-1979:	Dave Glass
2000:	Rick DeReyes	1974-1975:	Geoff Witcher
1996-1999:	Russ Langer and Mike Roberts	1972-1973:	Ed Mueller
1982-1995:	Jim Lawwill and Mike Roberts		

Bold: Isotopes announcers



MEDIA OUTLETS**NEWSPAPERS:**

Albuquerque Journal
(505) 823-3900
(505) 823-3998 Fax
www.abqjournal.com

Sante Fe New Mexican
(505) 995-3885
(505) 986-3067 Fax
www.santafenewmexican.com

Rio Rancho Observer
(505) 892-8080
(505) 986-3067 Fax
www.observer-online.com

Daily Lobo

(505) 277-7527
www.dailylobo.com

TELEVISION:**KOAT-TV**

(505) 884-6324
(505) 884-6354 Fax
www.koat.com

KOB-TV

(505) 764-2453
(505) 764-2456 Fax
www.kob.com

KRQE-TV

(505) 764-5240
(505) 842-8483 Fax
www.krqe.com

KLUZ-TV / Univision

(505) 341-6132
www.KLUZ.tv

RADIO:**KNML (610 AM / 95.9 FM) / KKOB (770 AM)**

(505) 767-6700
(505) 767-6711 Fax
www.610thesportsanimal.com



The Isotopes hosted "Native American Heritage Night" Sept. 20 at RGCU Field in conjunction with nine New Mexican Pueblos.

PRE-GAME FIELD SCHEDULE

6:05 PM Game Time	On Field	Off Field
Isotopes BP and Infield	3:00 PM	4:05 PM
Visitor BP and Infield	4:05 PM	5:05 PM
Grounds Crew Prep	5:05 PM	5:55 PM
Plate Meeting	5:58 PM	
Anthem		

6:35 PM Game Time	On Field	Off Field
Isotopes BP and Infield	3:30 PM	4:35 PM
Visitor BP and Infield	4:35 PM	5:35 PM
Grounds Crew Prep	5:35 PM	6:25 PM
Plate Meeting	6:28 PM	
Anthem	6:30 PM	
	6:00 PM	

11:05 AM Game Time	On Field	Off Field
Isotopes BP and Infield	8:00 AM	9:05 AM
Visitor BP and Infield	9:05 AM	10:10 AM
Grounds Crew Prep	10:05 AM	10:55 AM
Plate Meeting	10:58 AM	
Anthem	11:00 AM	

12:05 PM Game Time	On Field	Off Field
Isotopes BP and Infield	9:00 AM	10:05 AM
Visitor BP and Infield	10:05 AM	11:05 AM
Grounds Crew Prep	11:05 AM	11:55 AM
Plate Meeting	11:58 AM	
Anthem	12:00 PM	

1:35 PM Game Time	On Field	Off Field
Isotopes BP and Infield	10:30 AM	11:35 AM
Visitor BP and Infield	11:35 AM	12:35 PM
Grounds Crew Prep	12:35 PM	1:25 PM
Plate Meeting	1:28 PM	
Anthem	1:30 PM	

**Times subject to change*



PACIFIC COAST LEAGUE

Pacific Coast League Divisional Alignment (w/MLB affiliate)

PCL:

East Division

Albuquerque Isotopes (Colorado)
El Paso Chihuahuas (San Diego)
Oklahoma City 89ers (Los Angeles - NL)
Round Rock Express (Texas)
Sugar Land Space Cowboys (Houston)

West Division

Las Vegas Aviators (Oakland)
Reno Aces (Arizona)
Sacramento River Cats (San Francisco)
Salt Lake Bees (Los Angeles - AL)
Tacoma Rainiers (Seattle)

Triple-A National Championship Past Results (Held in Oklahoma City from 2006-10):

- 2006: TUCSON (PCL) 5, Toledo (IL) 2
- 2007: SACRAMENTO (PCL) 7, Richmond (IL) 1
- 2008: SACRAMENTO (PCL) 4, Scranton/Wilkes-Barre (IL) 1
- 2009: DURHAM (IL) 5, Memphis (PCL) 4 (11 innings)
- 2010: COLUMBUS (IL) 12, Tacoma (PCL) 6
- 2011: COLUMBUS (IL) 8, Omaha (PCL), 3 - Isotopes Park, Albuquerque, NM
- 2012: RENO (PCL)10, Pawtucket (IL) 3 - Durham Bulls Athletic Park, Durham, NC
- 2013: OMAHA (PCL) 2, Durham (IL) 1 - Coca-Cola Park, Allentown, PA
- 2014: OMAHA (PCL) 4, Pawtucket (IL) 2 - BB&T Ballpark, Charlotte, NC
- 2015: FRESNO (PCL) 7, Columbus (IL) 0 - Southwest University Park, El Paso, TX
- 2016: SCRANTON/WILKES-BARRE (IL) 3, El Paso (PCL) 1 - AutoZone Park, Memphis, TN
- 2017: DURHAM (IL) 5, Memphis (PCL) 3 - PNC Field, Moosic, PA
- 2018: MEMPHIS (PCL) 14, Durham (IL) 4 - Huntington Park, Columbus, OH
- 2019: SACRAMENTO (PCL) 4, Columbus (IL) 0 - Memphis, TN
- 2020: *Cancelled due to the COVID-19 pandemic*
- 2021: *Cancelled due to the new Player Development License*
- 2022: DURHAM (IL) 10, RENO (PCL) 6 - Las Vegas Ballpark, Las Vegas, NV
- 2023: NORFOLK (IL) 7, OKLAHOMA CITY (PCL) 6 - Las Vegas Ballpark, Las Vegas, NV



