



OMAHA STORM CHASERS GAME NOTES

vs. LOUISVILLE BATS

LHP Daniel Lynch (MLB Rehab) vs. LHP Andrew Abbott (1-0, 1.80 ERA)

Sunday, May 7, 2023 | Game #31 | Home Game #18

2:05 p.m. CT | Werner Park | Papillion, Nebraska

Radio: stormchasers.mixlr.com | TV: Bally Live, MiLB.TV

12-18

12-19

Omaha Storm Chasers | 12356 Ballpark Way, Papillion, Nebraska 68046 | (402) 738-5100 | OmahaStormChasers.com | @OMASTORMCHASERS

UPCOMING SCHEDULE & PROBABLE PITCHERS

UPCOMING GAMES

OPPONENT

TIME (CT)

PROBABLE PITCHERS

Tuesday, May 9	@ Scranton/WB	5:05 p.m. CT	TBD vs. TBD
Wednesday, May 10	@ Scranton/WB	10:05 a.m. CT	TBD vs. TBD
Thursday, May 11	@ Scranton/WB	5:35 p.m. CT	TBS vs. TBD
Friday, May 12	@ Scranton/WB	5:35 p.m. CT	TBS vs. TBD

THE MATCHUP

(UNDERLINE = MiLB LEADER) (BOLD = TRIPLE-A LEADER) (ITALICS = TRIPLE-A WORST)

.254 (9TH) AVG > .264 (4TH)	5.95 (19TH) < ERA 6.21 (20TH)
167 (6TH) < R 162 (10TH)	1.62 (17TH) < WHIP 1.68 (19TH)
256 (14TH) H > 274 (3RD)	.290 (20TH) AVG > .272 (17TH)
37 (9TH) HR > 43 (6TH)	266.0 (11TH) < IP 259.1 (16TH)
130 (16TH) BB > 133 (14TH)	307 (20TH) H > 271 (12TH)
254 (5TH) < K 298 (18TH)	195 (19TH) < R 199 (20TH)
54 (7TH) < SB 28 (14TH)	44 (17TH) HR > 34 (17TH)
.345 (14TH) OBP > .352 (5TH)	125 (4TH) < BB 164 (18TH)
.432 (9TH) SLG > .452 (5TH)	248 (17TH) < K 220 (20TH)
.777 (10TH) OPS > .805 (4TH)	0 (15TH) - SHO - 0 (15TH)

ALL-TIME vs. Louisville 147-144 (.505)
ALL-TIME at Omaha (Since 2021) 10-7 (.588)
ALL-TIME at Louisville (Since 2021) 6-6 (.500)

2023 vs. Bats 2-3 (.400)
2023 at Werner Park 2-3 (.400)
2023 at Louisville Slugger Field

DATE	H/R	SCORE	WIN	LOSS	SAVE
5/2	H	L, 10-4	A. Abbott	M. Castillo	-
5/3	H	L, 7-4	B. Lively	M. Martinez	-
5/4	H	L, 12-10	R. Wynne	D. Parrish	-
5/5	H	W, 6-2	M. Mayers	B. Williamson	J. Kowar
5/6	H	W, 11-9	E. Sisk	J. Kuhnel	J. Cuas
5/7	H				
8/1	R				
8/2	R				
8/3	R				
8/4	R				
8/5	R				
8/6	R				
8/29	H				
8/30	H				
8/31	H				
9/1	H				
9/2	H				
9/3	H				

STORM CHASERS ON THE RISE

Omaha players that appear on a Top-30 Royals prospects ranking

PLAYER (Position)	MLB PIPELINE	BASEBALL AMERICA
Nick Loftin (INF/OF)	Royals No. 4	Royals No. 8
Tyler Gentry (OF)	Royals No. 8	Royals No. 7
Samad Taylor (INF/OF)	Royals No. 21	Royals No. 24
Tucker Bradley (OF)	Royals No. 25	-
Jackson Kowar (RHP)	-	Royals No. 17
Max Castillo (RHP)	-	Royals No. 18

STORM CHASERS PRESS BOX

Game Notes compiled by Nicholas Badders

Credential Requests: nicholasb@omahastormchasers.com

Omaha Storm Chasers gameday information, as well as the 2023 Storm Chasers Media Guide can be found at milb.com/omaha/ballpark/media or by scanning the QR code to the right.



YESTERDAY'S GAME

	1	2	3	4	5	6	7	8	9	R	H	E	LO
Louisville	0	1	4	2	0	1	0	0	1	9	13	1	6
Omaha	0	0	1	0	5	0	2	3	x	11	12	0	8

WIN: Evan Sisk (1-2) | LOSS: Joe Kuhnel (0-1) | SAVE: Jose Cuas (1)

PAPILLION, NEB. – Despite trailing by six runs after the fourth inning, the Omaha Storm Chasers tied the game in the seventh and took a lead in the eighth, for an 11-9 win over the Louisville Bats Saturday night at Werner Park.

✦ In his 2023 debut, Chasers starter **Daniel Mengden** was roughed up, as he allowed 5 runs on 7 hits over 3.0 innings of work, then the Bats extended the lead in the 4th inning, tagging **Andrés Núñez** for a pair of runs on a two-run homer.

✦ **Franmil Reyes** got Omaha on the board in the 3rd inning, with a sacrifice fly to the left field wall, at the time breaking a 5-0 shutout.

✦ Down by six entering the second half of the game, the Chasers rallied with two outs in the bottom of the 5th, on a pair of two-out, two-run singles from **CJ Alexander** and **Tucker Bradley** ... Bradley and **Dairon Blanco** pulled off a double steal that played Blanco and capped a five-run rally with two outs, bringing the Chasers within a run.

✦ After adding two in the fourth with a homer, Bats shortstop **Matt McClain** added a run of insurance in the sixth with an RBI double off reliever **Collin Snider**, doubling the Louisville lead to two runs.

✦ Blanco and Bradley hit back-to-back singles in the 7th inning with one out, but after Bradley was caught stealing, **Angelo Castellano**, promptly tied the game with a two-run homer to left, his third home run of the season to knot the score at 8-8.

✦ In the 8th inning, a single, walk and hit batter loaded the bases for **Logan Porter**, who drove a two-run single up the middle of a drawn-in infield, then came around to score on an RBI hit from Blanco, giving Omaha a three-run cushion.

✦ Behind Snider, left-hander **Evan Sisk** earned his first win of the season, stranding an inherited runner then retiring all six batters he faced over two perfect innings.

✦ Despite allowing a leadoff homer in the top of the ninth inning, right-hander **Jose Cuas** earned a save in his 2023 Chasers debut, securing the final out of the 11-9 win.

NOTES AND NUGGETS

ROLLING IN THE DEEP

Despite just 3.0 innings from Mike Mayers yesterday Omaha starting pitchers have combined to throw 137.0 innings this season, the 4th-most among International League teams, however the 6.70 ERA ranks as the worst in the 20-team league.

✦ Omaha starters have thrown at least 5.0 innings in 17 of 30 games this season, including 15 of the last 17 ... in that 17 game stretch since April 18, the staff's 88.1 innings throw by Chasers starters are the most of any Minor League club (closest: Memphis Redbirds, 86.2 IP).

✦ The last 17 games have featured five quality starts, from **Mike Mayers** (4/18 and 5/5), **Jonathan Heasley** (4/19), **Austin Cox** (4/27) and **Drew Parrish** (4/28).

✦ While they're generally going deep into games, Omaha starters are receiving an average of 2.47 runs of support per start ... they're 8-5 when getting at least 3 runs of support and 4-13 when getting 2 or less, with 6 games of 0 run support for the starter.

HELLO, MY NAME IS

With their appearances in yesterday's ballgame, pitchers **Daniel Mengden** and **Jose Cuas** became the 36th and 37th players to suit up for Omaha this season.

- ✦ Of the 37 players that have played for the Storm Chasers this season, 26 of them previous played for the team prior to this year (70%) ... starting today, pitcher **Daniel Lynch** becomes the latest to play for Omaha in 2023, also coming in with previous Storm Chasers experience (2021-22).
- ✦ With 17 roster moves over six days this week, 29 different players have played in games this week for the Chasers, Lynch will become the 30th different player to face the Bats in this series.

CATCH ME IF YOU CAN

Omaha has gone 11-for-13 in stolen base attempts this week, including two steals in three attempts yesterday.

- ✦ Omaha's 54 steals are tied second both in the International League and in Triple-A (tied with the Lehigh Valley IronPigs) but trailing 63 steals from the Worcester Red Sox ... they're tied ninth in the Minors in steals.
- ✦ 16 steals for **Samad Taylor** and **Dairon Blanco** rank tied 2nd in the International League and among all Triple-A basestealers, while tied 5th among all Minor League players in steals, trailing the MiLB leader with 21, **Victor Scott II** of the Peoria Chiefs (Cardinals High-A).

COMEBACK KIDS

Yesterday's 11-9 win marked the **EIGHTH** come-from-behind win of the season, coming back from a season-best six-run deficit to win the game.

✦ Down 7-1 in the middle of the 4th inning, the Chasers scored five runs in the 5th inning, then tied the game with 2 runs in the 7th and scored 2 in the 8th to lead for the first time in the game ... other comebacks this season include:

GAME	LARGEST DEFICIT	FINAL	GAME	LARGEST DEFICIT	FINAL
3/31 @ IND	5-0, after 1st inning	W, 8-6	4/23 vs. GWN	3-0, after 1st inning	W, 5-3
4/2 @ IND	3-0, after 3rd inning	W, 8-3	4/30 @ NAS	1-0, after 1st inning	W, 10-6
4/8 vs. TOL	1-0, after 2nd inning	W, 13-8	5/5 vs. LOU	1-0, after 1st inning	W, 6-2
4/14 @ IOW	7-3, after 6th inning	W, 11-8	5/6 vs. LOU	7-1, after 4th inning	W, 11-9

AT A GLANCE

RECENT

Last 5 Games	2-3
Last 10 Games	4-6
Last 20 Games	7-13

HOME/AWAY

Home Games	5-12
Away Games	7-6

TIME OF DAY

Night Games	6-11
Day Games	6-7

MONTH

March	1-0
April	9-15
May	2-3
June	
July	
August	
September	

OPPONENT

vs. Columbus	
vs. Gwinnett	1-5
vs. Indianapolis	3-0
vs. Iowa	2-2
vs. Louisville	2-3
vs. Memphis	
vs. Nashville	2-4
vs. Rochester	
vs. Scranton/WB	
vs. St. Paul	
vs. Toledo	2-4

DAY OF THE WEEK

on Monday	
on Tuesday	0-5
on Wednesday	1-4
on Thursday	1-4
on Friday	4-2
on Saturday	3-2
on Sunday	3-1

THIS HOMESTAND

Record	2-3
Batting Average	(.262)
Runs/Per Game	35/7.0
Home Runs	4
ERA	7.40 (37 ER / 45.0 IP)
Strikeouts (K/9)	43 (8.6)
Saves/Opportunities ...	2/2

QUICK FACTS

Founded.....	2011 (1969-2010: Omaha Royals)
Colors.....	Royal Blue, Twister Gold, Blackout Black
League.....	International League (Since 2021)
Ownership.....	Alliance Baseball Omaha LLC
General Manager.....	Laurie Schlender (4th Year)
Home Ballpark (Capacity).....	Werner Park (9,023, 6,254 fixed seats)
Dimensions.....	LF- 310 CF- 402 RF- 315

ROSTER BREAKDOWN

Age 22.....0	Native of Cuba.....1
Age 23.....0	Native of Dominican Republic.....2
Age 24.....4	Native of United States.....24
Age 25.....3	Native of Venezuela.....2
Age 26.....9	Acquired by Royals via Free Agency.....10
Age 27.....6	(International).....1 (Minor League) ...6 (Undrafted).....3
Age 28.....2	Acquired by Royals via Trade.....6
Age 29.....1	Acquired by Royals via Waivers.....1
Age 30.....1	Acquired by Royals via First Year Player Draft.....11
Age 31.....2	(High School).....0 (Rounds 1-5).....3 (2015-17 Drafts).....2
Age 32.....0	(2nd Year/College).....1 (Rounds 6-10).....3 (2018 Draft).....4
Average Age26 Years 209 Days	(3rd Year/College).....7 (Rounds 11-20).....2 (2019 Draft).....3
Median Age.....26	(4th+ Year/College).....3 (Rounds 21-40).....3 (2020 Draft).....2

PRO-NUN-SEE-AY-SHUNS

PLAYERS








0 SAMAD TAYLOR.....	(suh-mod)
2 RYAN GOINS.....	(GO-ins)
6 CLAY DUNGAN.....	(duhn-ginn)
15 FRANMIL REYES.....	(fran-MEAL)
16 DAIRON BLANCO.....	(DYE-rone)
17 ANGELO CASTELLANO.....	(kass-tay-AH-noh)
21 MIKE MAYERS.....	(MY-ers)
36 DANIEL MENGDEN.....	(MING-den)
37 JACKSON KOWAR.....	(coh-wahr)
41 ANDRÉS NÚÑEZ.....	(ahn-drez NOON-yez)
44 RYAN WEISS.....	(wyss)
45 JOSE CUAS.....	(kwas)
50 MAX CASTILLO.....	(ca-STEE-yo)
55 JONAH DIPOTO.....	(dih-POH-to)
58 BROOKS KRISKE.....	(KRIS-kee)
62 NICK WITTGREN.....	(wit-grinn)

COACHES

















23 MIKE JIRSCHLE.....	(jursh-LEE)
33 DAVID NOWORYTA.....	(Nova-REE-tah)
52 BIJAN RADEMACHER.....	(bee-ZHON RAH-de-moch-err)

UNIFORM RECORDS

STANDARD UNIFORMS

 Blue Vortex Home: 2-7 Road: 0-0	 Blue O-Bolt Home: 0-1 Road: 7-6	 Powder SC Home: 2-3 Road: 0-0	 Powder O Home: 1-0 Road: 0-0
 Home White Home: 1-7 Road: 0-0	 Road Grey Home: 0-0 Road: 3-4	 Blue O-Bolt Home: 0-1 Road: 4-2	 Powder Blue Home: 2-3 Road: 0-0
 Black O-Bolt Home: 1-0 Road: 0-0	 Community Home: 0-1 Road: 0-0	 Star Wars Home: 1-0 Road: 0-0	

SPECIALTY/THEME NIGHTS

 Black O-Bolt Home: 0-1 Road: 0-0	 Patriotic Home: 0-0 Road: 0-0	 Runzas Home: 0-0 Road: 0-0	 Cattlemen Home: 0-0 Road: 0-0	 Rockets Home: 0-0 Road: 0-0	 Marvel Home: 0-0 Road: 0-0	 Throwback Home: 0-0 Road: 0-0
 Community Home: 0-1 Road: 0-0	 Star Wars Home: 1-0 Road: 0-0	 Patriotic Home: 0-0 Road: 0-0	 Runzas Home: 0-0 Road: 0-0	 Cattlemen Home: 0-0 Road: 0-0	 Rockets Home: 0-0 Road: 0-0	 Marvel Home: 0-0 Road: 0-0
 Throwback Home: 0-0 Road: 0-0	 Corn Home: 0-0 Road: 0-0					

RECENT TRANSACTIONS

2023 BREAKING ROSTER

Pitchers (15): RHP Max Castillo, LHP Austin Cox, RHP Jonathan Heasley, RHP Jackson Kowar, RHP Brooks Kriske, LHP Marcelo Martinez, RHP Mike Mayers, RHP Andrés Núñez, LHP Drew Parrish, LHP Evan Sisk, RHP Collin Snider, RHP Josh Staumont, LHP Josh Taylor, RHP Ryan Weiss, RHP Nick Wittgren

Catchers (3): Freddy Fermin, Logan Porter, Jakson Reetz

Infielders (6): CJ Alexander, Angelo Castellano, Maikel Garcia, Nick Loftin, Nick Pratto, Samad Taylor

Outfielders (3): Dairon Blanco, Tucker Bradley, Brewer Hicklen

- 3/31 Kansas City Royals announce Breaking Roster
- 4/5 1B **Nick Pratto** recalled by KANSAS CITY from Omaha
- 4/6 1B **Nick Pratto** optioned to Omaha
- 4/12 LHP **Josh Dye** activated from the Development List
- 4/14 RHP **Josh Staumont** recalled by KANSAS CITY from Omaha
- RHP **Dylan Coleman** optioned to Omaha
- 4/16 LHP **Josh Taylor** recalled by KANSAS CITY from Omaha
- 4/21 C **Freddy Fermin** recalled by KANSAS CITY from Omaha
- 4/25 OF **Brewer Hicklen** activated from the 7-Day Injured List
- RHP **Zach Willeman** released
- 4/27 OF **Nate Eaton** optioned to Omaha
- 4/28 1B **Nick Pratto** recalled by KANSAS CITY from Omaha
- 4/29 C **Freddy Fermin** optioned to Omaha (AAA)
- 5/2 INF **Maikel Garcia** recalled by KANSAS CITY from Omaha
- C **Freddy Fermin** recalled by KANSAS CITY from Omaha
- LHP **Josh Dye** released
- 5/3 RHP **Jonah Dipoto** transferred to Omaha from NW Arkansas (AA)
- LHP **Walter Pennington** transferred to Omaha from NW Arkansas (AA)
- LHP **Austin Cox** selected by Kansas City from Omaha
- RHP **Jose Cuas** optioned to Omaha

- 5/4 LHP **Marcelo Martinez** played on the Development List
- OF **Franmil Reyes** optioned to Omaha
- INF **Clay Dungan** activated from the 7-Day Injured List
- LHP **Austin Cox** optioned to Omaha
- RHP **Jonathan Heasley** recalled by KANSAS CITY from Omaha
- OF **Nate Eaton** recalled by KANSAS CITY from Omaha
- RHP **Daniel Mengden** activated from the Development List
- LHP **Daniel Lynch**'s rehab assignment transferred to Omaha
- RHP **Jonathan Heasley** optioned to Omaha
- RHP **Max Castillo** recalled by KANSAS CITY from Omaha



MANAGER: MIKE JIRSCHLE • #23

- Mike Jirschele returns for his 15th season as Omaha's manager, his 18th season managing in Minor League Baseball and 32nd season overall with the Royals organization, named to the position of Storm Chasers manager on January 13, 2023, after previously managing Triple-A Omaha from 1995-97 and 2003-13.
- Jirschele served on the Kansas City Royals coaching staff as the Third Base Coach from 2014-19 and won the World Series in 2015. Jirschele most recently served as the bench coach under manager Chris Witheridge during the 2022 season with the Double-A Northwest Arkansas Naturals. He spent the 2021 season as Witheridge's bench coach for the High-A Central champion Quad Cities River Bandits and served as Special Assistant to the General Manager in 2020.
- In his second stint as Omaha's manager, over 11 years from 2003 to 2013, he led the team to four division titles, three consecutive trips to the Pacific Coast League Championship Series (2011-2013), two PCL titles (2011, 2013) and the team's first of two Triple-A National Championships in 2013.
- He earned the 2011 Mike Coolbaugh Award for *outstanding baseball work ethic, knowledge of the game and skill in mentoring young players on the field* and he is a four-time recipient of the Dick Howser Award (1992, 1994, 2005, 2011), recognizing outstanding work in player development within the Royals organization.
- Prior to his time with Omaha and Kansas City, he served as the Royals Minor League Infield Coordinator for four years, from 1998-2002, and he held managerial positions with Wilmington (1994), Rockford (1993) and the Gulf Coast Royals (1992).
- He appeared 999 games in the Minor Leagues across 13 years, between 1977 and 1990, including 22 games with the Omaha Royals between 1988 and 1989.



PITCHING COACH: DANE JOHNSON • #59

- Dane Johnson enters his fourth year in the Royals organization and as the Storm Chasers pitching coach, after joining Kansas City ahead of the 2020 season. 2023 marks his 24th season coaching overall.
- He previously spent one season in the Miami Marlins organization (2019) as a Pitching Consultant and 19 seasons with the Toronto Blue Jays as a Minor League Pitching Coach from 2000-03, Pitching Coordinator from 2004-14 and Major League Bullpen Coach from 2015-18.
- Prior to entering coaching, spent 15 years as a player, including over 280 games in the Minor Leagues and parts of three seasons in the Majors with the Chicago White Sox (1994), Blue Jays (1996) and Oakland Athletics (1997), also playing two seasons (1990-1991) in the Chinese Professional Baseball League.
- Johnson and his wife, Gina, reside in Palm Harbor, Florida. They have two children: a daughter, Madison (31), and son, Cobi (27).



HITTING COACH: BIJAN RADEMACHER • #52

- Bijan Rademacher (*bi-ZHON RAH-de-moch-err*) joins the Royals as the Omaha Storm Chasers Hitting Coach this year after spending the last two years with the Arizona Diamondbacks as their Minor League Hitting Coordinator (2021) and ACL Hitting Coach (2022).
- Prior to coaching, he spent eight years playing professionally (2012-2019), spanning seven seasons in the Chicago Cubs organization (2012-18) and slashed .280/.361/.402 over 702 career MiLB games, reaching as high as Triple-A. He also played one season in independent baseball (2019) with the New Britain Bees in the Atlantic League, in addition to an offseason in the Mexican Pacific Winter League.
- Over 243 career Triple-A games with the Iowa Cubs, he played 11 games at Werner Park and was a .378 hitter (14-for-37) with one homer and 5 runs batted in while playing in Omaha.
- Rademacher lives in Tempe, Arizona with his wife Melissa.



BENCH COACH: DAVID NOWORYTA • #33 (3RD BASE COACH)

- David Noworyta (*Nova-REE-tah*) enters his second year in the Royals organization and first as Omaha's Bench Coach, after making his coaching debut in 2022 as the Assistant Hitting Coach for the River Bandits Kansas City's High-A affiliate.
- Prior to coaching, he spent four years playing professionally (2018-21), including three minor league seasons in the Detroit Tigers organization (2018-20), and one with the Independent Pioneer League's Billings Mustangs in 2021. Before signing with Detroit in 2018, Noworyta graduated from the University of Hawaii with a bachelor's degree in communications and journalism, and played in parts of three seasons for their baseball team.
- Noworyta attended Holy Cross Academy (N.J.), where he played baseball and basketball, and was selected by the Royals in the 37th round of the 2014 MLB Draft. He resides in Hainesport, N.J. in the offseason.



CERTIFIED ATHLETIC TRAINER: JAMES STONE

- James Stone is entering his fifth season as the Certified Athletic Trainer for the Storm Chasers after serving the previous seven seasons with the Wilmington Blue Rocks (Royals High-A), including the 2015 season, in which he was named Carolina League Athletic Trainer of the Year.
- He joined the Kansas City organization in 2010 as the athletic trainer for the Class-A Burlington Bees. He came to the Royals after spending one season with the Central Valley Coyotes (Fresno, California) in Arena Football 2.
- Stone worked three seasons in the Florida Marlins organization, with stops in Jupiter (2008), Greensboro (2007) and Jamestown (2006), winning New York-Penn League Trainer of the Year honors in 2006.
- He was the Strength and Conditioning Coach for the Baltimore Orioles Class-A affiliate, the Delmarva Shorebirds, in 2005.
- Stone graduated with a bachelor's of science in kinesiology from Cal State-Northridge. He resides in Simi Valley, California with his dog, Ozzie.



STRENGTH & CONDITIONING COACH: YANNICK PLANTE

- Yannick Plante is entering his third season as the Strength & Conditioning Coach for the Storm Chasers, after being slated to serve in that role with Northwest Arkansas in 2020.
- He began with the Kansas City Organization in 2019 as the athletic trainer for the Burlington Royals (Advanced Rookie, Appalachian League). He was then a staff member of the Surprise Saguaros of the Arizona Fall League in the fall of 2019.
- Plante has a master's degree in kinesiology from the University of Calgary and a bachelor's degree in human kinetics with specialization in biophysics from the University of Ottawa. He currently lives in Ottawa, Ontario.



TONY MEDINA
MINOR LEAGUE/LATIN AMERICA
MEDICAL COORDINATOR



BEN NICHOLAS
PLAYER DEVELOPMENT TRAINEE



JEREMY OWENS
PLAYER DEVELOPMENT TRAINEE

Daniel Lynch - Pitching - Stat Splits - 2022 - Regular Season

Split	Team	W	L	ERA	G	GS	CG	SHO	SV	IP	H	R	ER	HR	HB	BB	IBB	SO	WHIP	AVG	AB	WP	BK	GIDP	TBF	NP-S
Home Games	KC	1	5	5.84	12	12	0	0	0	57.0	72	39	37	10	2	18	0	44	1.58	.305	236	2	1	6	260	1054 - 663
Away Games	KC	3	8	4.58	15	15	0	0	0	74.2	83	40	38	11	3	34	2	78	1.57	.278	299	5	1	5	340	1381 - 877
Day Games	KC	0	3	4.81	7	7	0	0	0	33.2	37	20	18	3	1	17	0	27	1.60	.276	134	0	0	2	153	623 - 386
Night Games	KC	4	10	5.23	20	20	0	0	0	98.0	118	59	57	18	4	35	2	95	1.56	.294	401	7	2	9	447	1812 - 1154
On Grass	KC	4	13	5.06	26	26	0	0	0	128.0	149	76	72	21	5	50	2	117	1.55	.288	518	7	2	11	581	2359 - 1496
On Turf	KC	0	0	7.36	1	1	0	0	0	3.2	6	3	3	0	0	2	0	5	2.18	.353	17	0	0	0	19	76 - 44
April	KC	2	1	3.38	3	3	0	0	0	16.0	15	6	6	3	2	4	0	16	1.19	.242	62	0	0	1	68	260 - 173
May	KC	0	3	5.67	6	6	0	0	0	27.0	32	18	17	2	1	16	2	23	1.78	.291	110	1	1	0	131	545 - 347
June	KC	1	3	5.23	4	4	0	0	0	20.2	21	12	12	4	0	10	0	26	1.50	.266	79	3	0	1	91	384 - 240
July	KC	0	0	5.87	2	2	0	0	0	7.2	12	6	5	0	0	3	0	8	1.96	.343	35	0	0	0	38	148 - 92
August	KC	1	2	3.94	6	6	0	0	0	32.0	36	15	14	4	1	10	0	24	1.44	.279	129	1	0	4	141	555 - 345
September	KC	0	3	6.08	5	5	0	0	0	23.2	31	17	16	7	0	7	0	23	1.61	.313	99	1	1	4	107	451 - 283
October	KC	0	1	9.64	1	1	0	0	0	4.2	8	5	5	1	1	2	0	2	2.14	.381	21	1	0	1	24	92 - 60
Pre All-Star	KC	3	7	5.05	15	15	0	0	0	71.1	80	42	40	9	3	33	2	73	1.58	.280	286	4	1	2	328	1337 - 852
Post All-Star	KC	1	6	5.22	12	12	0	0	0	60.1	75	37	35	12	2	19	0	49	1.56	.301	249	3	1	9	272	1098 - 688
On Mondays	KC	1	1	5.03	4	4	0	0	0	19.2	25	12	11	3	1	7	0	14	1.63	.313	80	0	0	3	89	344 - 214
On Tuesdays	KC	1	3	7.78	4	4	0	0	0	19.2	28	17	17	5	3	8	2	18	1.83	.329	85	1	0	1	97	350 - 238
On Wednesdays	KC	1	3	2.45	5	5	0	0	0	25.2	21	9	7	2	1	9	0	16	1.17	.214	98	1	0	2	109	459 - 281
On Thursdays	KC	0	1	4.35	2	2	0	0	0	10.1	14	5	5	2	0	4	0	14	1.74	.326	43	0	0	2	47	190 - 123
On Fridays	KC	1	2	6.04	5	5	0	0	0	22.1	26	15	15	4	0	11	0	23	1.66	.283	92	4	2	1	106	470 - 285
On Saturdays	KC	0	2	6.75	4	4	0	0	0	20.0	30	15	15	4	0	4	0	24	1.70	.349	86	1	0	2	91	340 - 220
On Sundays	KC	0	1	3.21	3	3	0	0	0	14.0	11	6	5	1	0	9	0	13	1.43	.216	51	0	0	0	61	282 - 179
In games following a win	KC	3	5	3.93	11	11	0	0	0	50.1	59	25	22	4	2	21	0	51	1.59	.285	207	4	0	2	232	984 - 623
In games following a loss	KC	1	8	5.86	16	16	0	0	0	81.1	96	54	53	17	3	31	2	71	1.56	.293	328	3	2	9	368	1451 - 917
Starter	KC	4	13	5.13	27	27	0	0	0	131.2	155	79	75	21	5	52	2	122	1.57	.290	535	7	2	11	600	2435 - 1540

Daniel Lynch - Opposing Hitting - Stat Splits - 2022 - Regular Season

Split	Team	AVG	G	AB	R	H	2B	3B	HR	RBI	BB	IBB	SO	SB	CS	OBP	SLG	OPS	HBP	SAC	SF	GIDP
vs Left	KC	.308	19	65		20	4	0	2	9	9	0	13			.400	.462	.862	1	1	0	0
vs Right	KC	.287	27	470		135	20	1	19	66	43	2	109			.348	.455	.803	4	1	6	11
Team is ahead	KC	.343	16	175		60	10	0	6	28	18	0	42			.405	.503	.908	1	1	1	2
Team is behind	KC	.280	15	175		49	9	0	6	25	14	1	40			.330	.434	.764	1	1	4	5
Score is tied	KC	.249	25	185		46	5	1	9	22	20	1	40			.330	.432	.762	3	0	1	4
Batting First	KC	.194	27	72		14	2	0	0	4	6	0	19			.266	.222	.488	1	1	0	0
Batting Second	KC	.391	27	69		27	5	1	3	7	7	0	13			.442	.623	1.065	0	0	1	1
Batting Third	KC	.292	27	65		19	3	0	2	10	8	2	19			.365	.431	.796	0	0	1	4
Batting Fourth	KC	.226	27	62		14	1	0	5	12	8	0	14			.319	.484	.803	1	0	1	2
Batting Fifth	KC	.311	27	61		19	3	0	1	5	3	0	14			.348	.410	.758	1	0	1	2
Batting Sixth	KC	.345	27	58		20	3	0	4	11	5	0	12			.391	.603	.994	0	0	1	on 1
Batting Seventh	KC	.245	27	53		13	3	0	2	8	4	0	9			.310	.415	.725	1	1	0	0
Batting Eighth	KC	.340	27	50		17	2	0	2	9	4	0	14			.389	.500	.889	0	0	0	0
Batting Ninth	KC	.267	27	45		12	2	0	2	9	7	0	8			.370	.444	.814	1	0	1	1
Leading Off	KC	.225	27	129		29	5	0	2	2	9	0	41			.286	.310	.596	2	0	0	0
First Inning	KC	.287	27	108	19	31	3	1	6	18	9	1	26	3	0	.342	.500	.842	1	0	2	3
Second Inning	KC	.229	27	105	14	24	3	0	4	12	11	1	22	0	0	.311	.371	.682	2	0	1	1
Third Inning	KC	.248	27	105	6	26	3	0	1	6	9	0	25	0	0	.307	.305	.612	0	2	0	2
Fourth Inning	KC	.333	27	111	18	37	8	0	3	18	10	0	22	1	0	.393	.486	.879	1	0	0	4
Fifth Inning	KC	.342	22	79	15	27	6	0	3	14	9	0	24	2	1	.402	.532	.934	1	0	3	1
Sixth Inning	KC	.370	10	27	7	10	1	0	4	7	4	0	3	0	1	.452	.852	1.304	0	0	0	0
Bases Empty	KC	.304	27	296		90	15	1	7	7	28	0	77			.372	.432	.804	4	0	0	0
Runner at 1st	KC	.240	27	129		31	5	0	8	18	10	0	25			.295	.465	.760	0	2	0	10
Runner at 2nd	KC	.205	23	39		8	1	0	1	5	4	1	11			.279	.308	.587	0	0	0	0
Runner at 3rd	KC	.455	7	11		5	1	0	1	6	1	1	2			.500	.818	1.318	0	0	0	0
Runners at 1st & 2nd	KC	.382	21	34		13	1	0	4	19	4	0	4			.462	.765	1.227	1	0	0	0
Runners at 1st & 3rd	KC	.500	11	10		5	0	0	0	10	2	0	0			.500	.500	1.000	0	0	2	0
Runners at 2nd & 3rd	KC	.333	10	6		2	1	0	0	6	3	0	0			.455	.500	.955	0	0	2	0
Bases Loaded	KC	.100	10	10		1	0	0	0	4	0	0	3			.083	.100	.183	0	0	2	1
Runners On	KC	.272	27	239		65	9	0	14	68	24	2	45			.333	.485	.818	1	2	6	11
Scoring Position	KC	.309	27	110		34	4	0	6	50	14	2	20			.374	.509	.883	1	0	6	1
No Outs	KC	.230	27	178		41	7	0	4	10	11	0	52			.281	.337	.618	2	2	1	7
One Out	KC	.303	27	178		54	10	1	8	33	21	1	41			.368	.506	.874	0	0	5	4
Two Outs	KC	.335	27	179		60	7	0	9	32	20	1	29			.411	.525	.936	3	0	0	0
Ahead in Count	KC	.256	27	172		44	10	0	4	18	0	0	64			.270	.384	.654	4	0	2	2
Behind in Count	KC	.355	27	152		54	4	0	10	35	52	2	25			.510	.579	1.089	0	1	4	2
0-0 Count	KC	.446	27	65		29	6	0	6	15	0	0	0			.446	.815	1.261	0	1	0	4
0-1 Count	KC	.421	27	38		16	4	0	1	3	0	0	0			.450	.605	1.055	2	0	0	0
0-2 Count	KC	.103	27	39		4	2	0	1	4	0	0	22			.100	.231	.331	0	0	1	0
1-0 Count	KC	.412	27	34		14	0	0	3	10	0	0	0			.400	.676	1.076	0	0	1	1
1-1 Count	KC	.179	27	56		10	0	1	0	3	0	0	0			.179	.214	.393	0	0	0	2
1-2 Count	KC	.253	27	95		24	4	0	2	11	0	0	42			.265	.358	.623	2	0	1	2
2-0 Count	KC	.364	27	11		4	0	0	2	4	0	0	0			.364	.909	1.273	0	1	0	0
2-1 Count	KC	.412	27	34		14	1	0	1	10	0	0	0			.378	.529	.907	0	0	3	0
2-2 Count	KC	.200	27	90		18	4	0	1	4	0	0	33			.209	.278	.487	1	0	0	1
3-0 Count	KC	1.000	15	1		1	0	0	0	1	8	2	0			1.000	1.000	2.000	0	0	0	0
3-1 Count	KC	.500	24	10		5	0	0	0	1	10	0	0			.750	.500	1.250	0	0	0	0
3-2 Count	KC	.258	27	62		16	3	0	4	9	34	0	25			.521	.500	1.021	0	0	0	1
Pitcher	KC	.290	27	535		155	24	1	21	75	52	2	122			.355	.456	.811	5	2	6	11



#52 DANIEL LYNCH

LEFT-HANDED PITCHER

BORN: November 17, 1996 in Newport News, Virginia (Age 26)
HOMETOWN: Henrico, Virginia
RESIDES: Richmond, Virginia
HEIGHT/WEIGHT: 6'6" / 205 LBS
DRAFTED: 2018 MLB Draft – 1st Round (34th Overall)
COLLEGE: University of Virginia (Charlottesville, Virginia)
HIGH SCHOOL: Douglas S. Freeman High School (Henrico, Virginia)
MLB SERVICE TIME: 1 Year, 83 Days

SCOUTING REPORT (4SFB, SL, CH, CB, SNK)

4-SEAM FASTBALL: Averages 94.0 MPH, 2,125 RPM ... 2022 Usage: 43.1%
SLIDER: Averages 86.0 MPH, 2,020 RPM ... 2022 Usage: 30.3%
CHANGEUP: Averages 84.8 MPH, 1,670 RPM ... 2022 Usage: 18.2%
CURVEBALL: Averages 81.1 MPH, 2,106 RPM ... 2022 Usage: 5.2%
SINKER: Averages 93.4 MPH, 2,055 RPM ... 2022 Usage: 3.2%

2023 SEASON

- ✦ Suffered a left shoulder strain (rotator cuff) on Thursday, March 23 in a Cactus League game @ San Diego ... opened the season on Kansas City's 15-Day Injured List.
- ✦ Made his 2023 season debut and began his Major League Rehab Assignment on Tuesday, May 2nd with the NW Arkansas Naturals in Double-A ... threw 2.1 innings against Wichita (Twins affiliate) and struck out six over 2.1 innings (59 pitches) ... allowed a pair of singles in the first before striking out three straight to end the inning ... struck out two in the second and allowed a two-run homer, then struck out one in the third.

CAREER NOTES

- 2022**
- ✦ Made 27 starts for Kansas City in 2022, matching **Kris Bubic** for the team lead, despite two stints on the Injured List with a blister on his left index finger, from June 23-July 11 and July 17-Aug. 1, during which he missed a combined 26 games ... 122 strikeouts ranked 2nd among all Royals, behind only **Brady Singer** (150).
 - ✦ Recorded an 8.3 K/9 rate (122 K in 131.2 IP), which ranked 10th among Major League lefties (min. 27 starts).
 - ✦ Lynch recorded a career-best 10 strikeouts in 5.0 innings on June 17 at Oakland, the first Royals left hander with a double-digit strikeout game since Mike Montgomery on Aug. 10, 2019 at Detroit ... also became the second Royal with 10 strikeouts in a start of 5.0 innings or fewer, joining Nate Karns, who had 12 strikeouts in 5.0 innings on May 13, 2017.
 - ✦ 19 of his 79 runs allowed in 2022 came in the 1st inning (24.0%), including only six 1st inning runs in his final 17 starts.
 - ✦ Made 5 starts in which he threw at least 5.0 scoreless innings, trailing Brady Singer (6) for the most such appearances by a Royal in 2022.
 - ✦ Made two rehab starts with Omaha: July 6 vs. Toledo and July 26 @ Syracuse ... combined to allow 3 ER in 7.0 IP (3.86 ERA) and strike out 8, including 6 @ SYR.
- 2021**
- ✦ Opened the season at the Royals Alternate Training Site in Springdale, Arkansas and was assigned to Triple-A Omaha April 29 ... before the Minor League season began, had his contract selected by the Royals on May 3, despite not having not pitched above High-A.
 - ✦ Made his Major League debut on May 3 vs. Cleveland and did not factor into the decision, allowed 3 runs on 4 hits over 4.2 innings with 4 walks and 3 strikeouts.
 - ✦ Over two stints with the Royals, made 15 starts and became the first Royals left hander to start 15 games in his debut season since Will Smith (16) in 2012 ... allowed 15 runs in 8.0 innings over his first stint, which lasted 3 starts ... was optioned to Triple-A and returned to Kansas City two months later, then went 4-1 over his next 7 starts with a 2.23 ERA (10 ER in 40.1 IP ... in 5 starts in September, he went 0-3 with an 8.69 ERA (19 ER in 19.2 IP).
 - ✦ 20 of the 46 runs he allowed came in the 1st inning (43.5%).
 - ✦ Earned his 1st MLB win July 25 vs. Detroit, as he threw 8.0 scoreless innings ... according to Elias, he became the fourth Royal to record at least 8.0 scoreless innings in their 1st win, following Bryan Bullington (2010), Mark Gubicza (1984) and Jim Rooker (1969).
 - ✦ Made 12 appearances (11 starts) for Omaha in between Major League stints, from May 14 to July 15 ... threw at least 5.0 innings in 8 of his 12 appearances, including a season-high 6.0 innings in relief in his Omaha debut on May 19 @ Iowa, behind Jesse Hahn and Mike Shawaryn ... posted the third-highest BABIP (.390) and fourth-highest batting average against (.314) in Triple-A East among pitchers with a minimum of 50.0 innings
- 2020**
- ✦ Pitched at the Royals Alternate Training Site in Kansas City and participated in the Royals Postseason Camp at Kauffman Stadium in October.
- 2019**
- ✦ Opened the season with High-A Wilmington and was named a Carolina League midseason All-Star in 2019, despite missing two months with a left forearm strain, which prevented him from pitching in the All-Star Game.
 - ✦ He had a 22.0-inning scoreless streak from May 8-25, 2019, including 2 scoreless starts during the week of May 20-27, which earned him Carolina League Pitcher of the Week honors.
 - ✦ Rehabbed with five games between the rookie-level Surprise Royals and Burlington Royals before rejoining Wilmington in mid-August.
 - ✦ Lynch went 1-1 with a 3.86 ERA (6 ER in 14.0 IP) and 19 strikeouts (12.2 K/9) in 4 starts in the Arizona Fall League in 2019 and was named a "Rising Star."
- 2018**
- ✦ In his pro debut in 2018, posted a 1.58 ERA (9 ER in 51.1 IP) in 12 starts, marking the 2nd-best ERA among Royals farmhands (min. 50.0 IP) ... pitched in 3 games for the Burlington Royals before being promoted to Low-A Lexington on July 11, where he finished the season and won a South Atlantic League Championship with the Legends ... never allowed more than 2 runs in an outing with Lexington, allowing 0 or 1 R in his last 8 starts.

MISCELLANEOUS

- ✦ The third of five college pitchers selected (34th overall) by the Royals in the first 2 rounds of the 2018 Draft.
- ✦ Attended the University of Virginia, where he recorded 105 strikeouts in 88.2 innings (10.7 K/9) as a junior in 2018.
- ✦ Made 6 starts for the Orleans Firebirds of the Cape Cod League in 2017, 4-0 with a 2.07 ERA (7 ER in 30.1 IP), teammates with Lars Nootbaar.
- ✦ Graduated from Douglas Freeman HS (Va.) in 2015 and was named a Perfect Game Honorable Mention All-American following his senior year.

CAREER PITCHING

SEASON	TEAM	W	L	ERA	G	GS	CG	SHO	SV	SVO	IP	H	R	ER	HR	HB	BB	IBB	SO	WHIP	AVG	AB	WP	BK	GDP	TBF	NP-S
2018	Burlington (R)	0	0	1.59	3	3	0	0	0	0	11.1	9	3	2	0	1	2	0	14	0.97	.209	43	0	0	2	47	113 - 92
	Lexington (A)	5	1	1.58	9	9	0	0	0	0	40.0	35	9	7	1	0	6	0	47	1.03	.243	144	2	1	4	153	548 - 368
2019	Surprise (R)	0	0	1.00	3	3	0	0	0	0	9.0	6	1	1	0	0	3	0	12	1.00	.200	30	0	0	2	33	75 - 59
	Burlington (R)	1	0	4.00	2	2	0	0	0	0	9.0	13	4	4	1	0	3	0	7	1.78	.361	36	0	0	3	39	151 - 96
	Wilmington (A+)	5	2	3.10	15	15	0	0	0	0	78.1	76	28	27	4	1	23	0	77	1.26	.252	301	6	1	5	327	1258 - 820
2020											Did not Play (No Minor League Season)																
2021	Omaha (AAA)	4	3	5.84	12	11	0	0	0	0	57.0	74	39	37	10	3	18	0	62	1.61	.318	233	4	0	6	257	1011 - 643
	KANSAS CITY	4	6	5.69	15	15	0	0	0	0	68.0	80	46	43	9	4	31	0	55	1.63	.295	271	4	1	8	311	1257 - 770
2022	Omaha (AAA)	0	0	3.86	2	2	0	0	0	0	7.0	7	3	3	0	0	3	0	8	1.43	.259	27	0	0	1	30	117 - 67
	KANSAS CITY	4	13	5.13	27	27	0	0	0	0	131.2	155	79	75	21	5	52	2	122	1.57	.290	535	7	2	11	600	2435 - 1540
2023	NW Arkansas)	0	0	7.71	1	1	0	0	0	0	2.1	4	2	2	1	0	1	0	6	2.14	.364	11	0	0	0	12	59 - 37
	Omaha (AAA)																										
MAJOR LEAGUE TOTALS (6 Seasons)		8	19	5.32	42	42	0	0	0	0	199.2	235	125	118	30	9	83	2	177	1.59	.292	806	11	3	19	911	3692 - 2310
Minor League Totals (7 Seasons)		15	6	3.49	47	46	0	0	0	0	214.0	224	89	83	17	5	59	0	233	1.32	.272	825	12	2	23	898	3332 - 2182

SEASON / CAREER HIGHS

SEASON	CAREER
5/2/2023 vs. Wichita	2.1
5/2/2023 vs. Wichita	4
5/2/2023 vs. Wichita	2
5/2/2023 vs. Wichita	2
5/2/2023 vs. Wichita	1
5/2/2023 vs. Wichita	1
5/2/2023 vs. Wichita	6
5/2/2023 vs. Wichita	12
5/2/2023 vs. Wichita	59
5/2/2023	1.2 IP
INNINGS PITCHED	8.0
HITS ALLOWED	10 (3x) Last: 9/9/2022 vs. DETROIT
RUNS ALLOWED	8 (2x) Last: 7/8/2021 vs. Toledo
EARNED RUNS ALLOWED	8 (2x) Last: 7/8/2021 vs. Toledo
HOME RUNS ALLOWED	3 (3x) Last: 6/6/2022 vs. TORONTO
WALKS ALLOWED	5
STRIKEOUTS	10
BATTERS FACED	28
PITCHES THROWN	107
SCORELESS STREAK	22.2 IP 5/8/2019 to 6/1/2019

2023 RUN SUPPORT (OMAHA STARTS ONLY)

RUNS SCORED	0	1	2	3	4	5	6	7	8	9	10+
-------------	---	---	---	---	---	---	---	---	---	---	-----

GAMES

PLAYER W-L

Team W-L

2023 GAME-BY-GAME

NW ARKANSAS NATURAL, AA

DATE	OPPONENT	RES	LEFT GAME	DEC	IP	H	R	ER	HR	HB	BB	SO	BF	NP-S
5/2	vs. Wichita	W, 6-4	Top 3rd, losing 2-1	-	2.1	4	2	2	1	0	1	6	12	59 - 37

OMAHA STORM CHASERS, AAA

DATE	OPPONENT	RES	LEFT GAME	DEC	IP	H	R	ER	HR	HB	BB	SO	BF	NP-S
------	----------	-----	-----------	-----	----	---	---	----	----	----	----	----	----	------

2023 BATTED BALL STATISTICS (NW ARKANSAS)

BABIP	GB/FB	LD%	GB%	FB%	IFFB%	HR/FB	Pull%	Cent%	Oppo%	SwStr%
.750	2.00	40.0%	40.0%	20.0%	0.0%	100.0%	60.0%	40.0%	0.0%	15.3%

vs. LOUISVILLE IN 2023

W	L	ERA	G	GS	CG	SHO	GF	HLD	SV	SVO	IP	H	R	ER	HR	HB	BB	IBB	SO	WHIP	AVG
---	---	-----	---	----	----	-----	----	-----	----	-----	----	---	---	----	----	----	----	-----	----	------	-----

vs. LOUISVILLE HITTERS IN 2023

PLAYER	AVG	AB	H	2B	3B	HR	RBI	BB	SO	PLAYER	AVG	AB	H	2B	3B	HR	RBI	BB	SO
--------	-----	----	---	----	----	----	-----	----	----	--------	-----	----	---	----	----	----	-----	----	----

PLAYER

57 DYLAN COLEMAN

RHP • R/R • 6'5" • 235 lbs • 9/16/1996 (26)
Traded from San Diego – 11/5/2020
Born: Potosi, Missouri • Resides: Mineral Point, Missouri

31 AUSTIN COX

LHP • L/L • 6'4" • 235 lbs • 3/28/1997 (26)
2018 MLB Draft – Round 5 (Mercer)
Born: Macon, Georgia • Resides: Kansas City, Missouri

45 JOSE CUAS

RHP • R/R • 6'3" • 200 lbs • 6/28/1994 (28)
Signed 6/23/2021 as a Minor League Free Agent
Born: Santo Domingo, D.R. • Resides: Brooklyn, N.Y.

55 JONAH DIPOTO

RHP • R/R • 6'1" • 225 lbs • 9/3/1996 (26)
2019 MLB Draft – Round 35 (UC San Diego)
Born: Queens, N.Y. • Resides: San Diego, Calif.

60 JONATHAN HEASLEY

RHP • R/R • 6'3" • 235 lbs • 1/27/1997 (26)
2018 MLB Draft – Round 13 (Oklahoma State)
Born: Plano, Texas • Resides: Dallas, Texas

37 JACKSON KOWAR

RHP • R/R • 6'5" • 215 lbs • 10/4/1996 (26)
2018 MLB Draft – Round 13/3rd Overall (Florida)
Born: Weddington, N.C. • Resides: Charlotte, N.C.

58 BROOKS KRISKE

RHP • R/R • 6'3" • 210 lbs • 2/3/1994 (29)
Signed 12/14/2022 as a Minor League Free Agent
Born/Resides: Scottsdale, Arizona

21 MIKE MAYERS

RHP • R/R • 6'2" • 220 lbs • 12/6/1991 (31)
Signed 12/22/2022 as a Minor League Free Agent
Born: Grove City, Ohio • Resides: Naples, Florida

41 ANDRÉS NUÑEZ

RHP • R/R • 6'4" • 265 lbs • 9/20/1995 (27)
2018 MLB Draft – Round 29 (Florida International)
Born/Resides: Southwest Ranches, Florida

53 DREW PARRISH

LHP • L/L • 5'11" • 1195 lbs • 2/8/1997 (25)
2019 MLB Draft – Round 8 (Florida State)
Born: Cape Canaveral, Fla. • Resides: Tallahassee, Fla.

40 WALTER PENNINGTON

LHP • L/L • 6'2" • 205 lbs • 4/14/1998 (25)
Signed 8/19/2020 as an Undrafted Free Agent (Cala School of Mines)
Born: Englewood, Colo. • Resides: Broomfield, Colo.

47 EVAN SISK

LHP • L/L • 6'2" • 195 lbs • 4/23/1997 (26)
Traded from Minnesota – 1/24/2023
Born: Pineville, N.C. • Resides: Chester, S.C.

43 COLLIN SNIDER

RHP • R/R • 6'4" • 205 • 10/10/1995 (27)
2017 MLB Draft – Round 12 (Vanderbilt)
Born/Resides: Murfreesboro, Tennessee

44 RYAN WEISS

RHP • R/R • 6'4" • 220 • 12/10/1996 (26)
Claimed off Waivers from Arizona – 7/1/2022
Born: South Elgin, Ill. • Resides: Raleigh, N.C.

62 NICK WITTGREN

RHP • R/R • 6'2" • 210 • 5/29/1991 (31)
Signed 12/23/2022 as a Minor League Free Agent
Born: Torrance, California • Resides: Jupiter, Florida

QUICK NOTES

- 2023: Made his second consecutive Opening Day Roster with the Royals, but allowed 10 ER in 5.0 IP (18.00 ERA) in 5 games with 7 H, 7 BB & 5 K ... optioned to Omaha on 4/14, appeared in his first game 5/2 vs. LOU.
- 2022: Spent nearly the entire season in Kansas City, pitching in 68 games for the Royals with a 5-2 record and 2.78 (21 ER in 68.0 IP) and 71 strikeouts ... 2nd-most appearances among rookie relievers, 8th in ERA, and 9th in strikeouts ... did not allow a HR over the final 26.0 innings of the season ... pitched 1 game for Omaha on May 24.
- 2021: Opened the season in NW Arkansas (AA) and assigned to Omaha on 7/8 ... earned his first MLB call-up on 9/20 and pitched in 5 games for Kansas City with 7 K in 6.1 IP.
- 4SFB (91-96), SL, SW** | CONSECUTIVE BATTERS RETIRED: 3 (5/3) | SCORELESS STREAK: 1.0 IP (5/3)
- 2023: As a non-roster invitee, appeared in 4 Cactus League games for the Royals and went 0-1 with a 2.08 ERA (1 ER in 4.1 IP) and 8 K ... 2 of 4 starts were scoreless (4/1 @ IND and 4/27 @ NAS) ... contract elected by Kansas City on 5/3, threw 2.0 scoreless innings in MLB Debut vs. BAL 5/4, optioned 5/4.
- 2022: Spent the entire season with Omaha and made 29 appearances (24 starts) for the Storm Chasers, going 7-7 with his 1st career save ... maintained a 4.21 ERA (69 ER in 147.1 IP) with a career-high 105 strikeouts ... 147.1 IP ranked 1st among all Royals farmhands, while 24 starts ranked 4th, 7W ranked tied 4th and 105 K was 6th.
- 2021: Joined NW Arkansas (AA) at the end of May, made his 2021 debut 5/26 and remained with the Nationals through the end of the post-season, before a promotion to Omaha for the Triple-A final stretch on 9/26, pitching twice ... appeared in 15 games (all starts) for the Nationals, going 4-1 with a 3.00 ERA (21 ER in 63.0 IP) and 56 strikeouts.
- 4SFB (89-92), CH, CB, SL** | CONSECUTIVE BATTERS RETIRED: 4 (4/27) | SCORELESS STREAK: 9.2 IP (4/21 to 4/27)
- 2023: Opened the season in Kansas City's bullpen, pitched in 14 games with a 1-0 record and 5.65 ERA (9 ER in 14.1 IP) ... optioned to Omaha on 5/3.
- 2022: Began the season in Omaha (AAA) but pitched in 47 games out of the bullpen for Kansas City as a rookie, producing a 3.58 ERA (15 ER in 37.2 IP) with 34 strikeouts and 24 walks ... had 12 consecutive scoreless appearances with Kansas City that covered 8.0 innings from Aug. 26-Sept. 24 ... pitched in 22 Triple-A games across two stints (April to May and August 2 to 9) ... worked a 1.61 ERA (4 ER in 22.1 IP), with a 3.0 K/BB ratio (21 strikeouts to 7 walks) and a .205 opponents' average (17-for-83).
- 2021: Began the season with the Atlantic League's Long Island Ducks, where he appeared in five games and threw 11.0 scoreless innings before signing a Minor League contract with Kansas City on June 17 ... spent most of the remainder of the season with NW Arkansas (AA), promoted to Omaha on 9/26 to end the season with 5.0 scoreless IP.
- SNK (90-93), SL** | CONSECUTIVE BATTERS RETIRED: 1 (5/6) | SCORELESS STREAK: 1.0 IP (5/6)
- 2023: For the 2nd straight year, made his spring debut with a scoreless Cactus League inning against his dad's Seattle Mariners, on 2/26 ... opened the regular season with a scoreless inning (AA) and pitched 10.1 scoreless innings with 1 ER and 13 K across 7 relief outings ... assigned to Omaha (AAA) on 5/3, made his Triple-A debut 5/4, struck out 2 and allowed 2 unearned runs.
- 2022: Pitched a scoreless Cactus League inning with a strikeout on 3/29 against his dad's Seattle Mariners ... spent the entire season with NW Arkansas (AA) and led the Nationals with 42 games pitched, went 3-0 with three saves and a 3.68 ERA (26 ER in 63.1 IP), while striking out 84 batters ... his 11.87 K/9 ranked second among Royals minor league pitchers with at least 60.0 IP, while a .212 opponents' batting average was third and 28.1% K% ranked third ... 25 of 42 outings were scoreless.
- MISC: Full name is *Jonah Seaver Dipoto*, after him Seaver ... Father Jerry Dipoto is currently the President of Baseball Operations for the Seattle Mariners, formerly their GM.
- SNK (91-93), SL, CB** | CONSECUTIVE BATTERS RETIRED: 1 (5/4) | SCORELESS STREAK: 0.1 IP (5/4)
- 2023: Appeared in 4 Cactus League games for the Royals (2 starts) and went 0-1 with a 17.36 ERA (18 ER in 9.1 IP) and 7 K ... 2 of 4 starts have been quality start, 4/7 vs. TOL and 4/19 vs. GWN.
- 2022: Split the season between Kansas City and Omaha, making 21 starts over four stints with the Royals and nine starts with the Storm Chasers ... his 21 MLB starts ranked 7th among Major League rookies ... opened the year in Triple-A ... 7th of his nine Storm Chasers starts coming before his first call-up to Kansas City on 5/12 ... across all 71 of his outings with Omaha, struck out 45 in 99.1 innings (10.3 K/9).
- 2021: Named Kansas City's Double-A Pitcher of the Year with NW Arkansas (AA) and spent much of the season with the Nationals before making his MLB debut with Kansas City on 9/17 and finishing the year with the Royals ... in 22 appearances (21 starts) with NWA, went 7-3 with a 3.33 ERA (39 ER in 105.1 IP) and 120 strikeouts (10.3 K/9).
- 4SFB (92-94), CB, CH, SNK, SL** | CONSECUTIVE BATTERS RETIRED: 0 | SCORELESS STREAK: 0.0 IP
- 2023: Appeared in 4 Cactus League games for the Royals (1 start) and went 1-1 with a 6.75 ERA (6 ER in 10.1 IP) and 11 K to just 3 BB ... after a scoreless season debut on April 2 @ IND, allowed at least 3 runs in 3 straight outings (1 start) ... first 4 outings were 2.0 IP+, last 4 have been less than 2 innings ... earned his first professional save with 1.2 scoreless innings on 5/5 vs. LOU.
- 2022: Made his first Opening Day roster with Kansas City, but only pitched in 7 games over three stints with the Major League club, also making 20 starts with Omaha (AAA) across three stints ... allowed less than two earned runs in 8 of his 20 starts with Omaha, including three scoreless outings.
- 2021: Kansas City's Paul Spittorino Minor League Pitcher of the Year, given to the top pitcher in the organization, also Omaha's Pitcher of the Year, the Triple-A East Pitcher of the Year and a Triple-A East post-season All-Star ... made 17 appearances (14 starts) and went 4-4 with a 3.46 ERA (31 ER in 79.1 IP) and a Triple-A best 115 strikeouts (12.8 K/9).
- 4SFB (95-97), SL, CH** | CONSECUTIVE BATTERS RETIRED: 1 (5/5) | SCORELESS STREAK: 3.1 IP (4/30 to 5/5)
- 2023: As a non-roster invitee, appeared in 10 Cactus League games for the Royals and went 0-1 with a 3.48 ERA (4 ER in 10.1 IP) and 11 K to just 3 BB ... 7 of 11 appearances with Omaha have been scoreless, including his last two.
- 2022: Signed with the Yokohama DeNA BayStars of Nippon Professional Baseball (NPB) on December 8, 2021 and pitched in 32 games, going 1-3 with two saves, a 3.25 ERA (13 ER in 36.0 IP) and 56 strikeouts (10.3 K/9) between Japan's Central League (equivalent to Major League Baseball) and Eastern League (Japan's Minor Leagues).
- 2020-2021: Pitched 16 games in the Major Leagues between New York (AL) and Baltimore, with a 2-1 record and 14.40 ERA (24 ER in 15.0 IP) and 19 strikeouts ... pitched a scoreless ninth inning to finish the game his Major League debut on July 25 @ Baltimore.
- 4SFB (93-95), SPL, SL** | CONSECUTIVE BATTERS RETIRED: 10 (4/27 to 5/4) | SCORELESS STREAK: 3.2 IP (4/25 to 5/4)
- 2023: As a non-roster invitee, appeared in 6 Cactus League games for the Royals (2 starts) and went 0-1 with a 5.02 ERA (8 ER in 14.1 IP) ... pitched his first quality start of the season 4/18 vs. GWN (6.0 IP, 1 ER).
- 2022: Spent much of the season with the Los Angeles Angels, as he made 24 MLB appearances (3 starts) and went 1-1 with a 5.68 ERA ... Designated for Assignment on 5/26 and outrighted off the 40-man roster on 6/2 ... made eight starts for Salt Lake (AAA) before he returned to the Angels on 8/6, where he finished the season.
- 2021: For the second straight season, spent the entire year in the Major Leagues and pitched in a career-high 72 games for the Angels, tied for the 4th-most in the American League and 8th in MLB ... 88 of his career-high 90 strikeouts came in relief, and 7th among American League relievers.
- 4SFB (90-92), SL, CH, SNK, CB** | CONSECUTIVE BATTERS RETIRED: 7 (5/6) | SCORELESS STREAK: 6.0 IP (5/6)
- 2023: As a non-roster invitee, appeared in 2 Cactus League games for the Royals and struck out 4 with a 16.20 ERA (3 ER in 1.2 IP) ... 8 of 12 appearances with Omaha have been scoreless.
- 2022: Spent the entire season with Omaha and was named Kansas City's Triple-A Pitcher of the Year with the Storm Chasers, going 5-4 with a team-high-tying 8 saves, a 3.61 ERA (25 ER in 62.1 IP) with 69 strikeouts to just 17 walks (4.06 K/BB) in a team-best 54 relief appearances ... threw the longest scoreless streak in MLB, a stretch of 26.1 innings and 22 appearances from 5/19 to 7/26 in which he did not allow a run, holding opponents to a .183 average (17-for-93) with 34 strikeouts.
- 2021: Began the season with NW Arkansas (AA), split the season between the Nationals and Omaha, combined for the 3rd-most appearances among KC minor leaguers (47).
- SNK (90-92), SL, CH, CUT** | CONSECUTIVE BATTERS RETIRED: 3 (5/6) | SCORELESS STREAK: 0.0 IP
- 2023: Appeared in 2 Cactus League games for the Royals and produced a 3.00 ERA (1 ER in 3.0 IP) and 1 K.
- 2022: Began the season with NW Arkansas (AA), made 10 starts before being assigned to Omaha on 6/3, where he finished the season, pitched in 17 games (15 starts) for Omaha) and went 3-8 with a 5.62 ERA (46 ER in 73.2 IP) ... with the Nationals, was named the Texas League Pitcher of the Week back-to-back, on 5/9 and 5/16, did not allow an earned run in 28.2 innings between 5/1 and 5/26 ... was the Texas League's May Pitcher of the Month right before getting called up to Triple-A.
- 2021: Split the season between Quad Cities (A+) and NW Arkansas (AA), with a break in between to pitch for Team USA at the 2021 WBSC Olympic Baseball Qualifiers ... named an MiLB.com Organization All-Star ... among qualified MiLB pitchers (96.0 IP), ranked 14th in WHIP, 14th in opponents' average (.198) and 16th in ERA (2.83).
- SNK (87-91), CH, CB** | CONSECUTIVE BATTERS RETIRED: 1 (5/4) | SCORELESS STREAK: 1.0 IP (5/4)
- 2023: Opened the season with NW Arkansas (AA) and pitched 9.2 scoreless innings with 11 strikeouts across 8 relief outings, allowed 4 H and 4 BB for a 0.83 WHIP and .129 BAA ... assigned to Omaha (AAA) on 5/3 and made his Triple-A debut 5/5 vs. LOU, struck out his first 2 batters in a 1-2-3 7th inning.
- 2022: Opened the season with Quad Cities (A+) and pitched 3.2 scoreless innings with nine strikeouts, across three relief outings ... assigned to NW Arkansas (AA) on 4/21, where he ended the season ... earned decisions in 5 of first 6 outings with Nationals (3 W, 1 L, 1 SV) ... 13 of 33 NWA outings were scoreless, allowed 1 ER or less in 20 of 33 ... made first pro start 6/22 vs. SPR ... was on the Injured List from 8/18 to 9/1, threw scoreless 8th inning in first outing back 9/3.
- MISC: Graduated from the Colorado School of Mines with a mechanical engineering degree, threw 224.2 innings, but also hit .288 with a 1.142 OPS as an outfielder.
- SNK (91-93), SL, CH** | CONSECUTIVE BATTERS RETIRED: 0 | SCORELESS STREAK: 0.0 IP
- 2023: Appeared in 6 Cactus League games for the Royals in his first MLB Spring Training and went 1-0 with a 4.50 ERA (3 ER in 6.0 IP) and 3 K ... has not allowed an earned run in 9 of his team-best 14 appearances ... threw 2.0 perfect innings 5/6 vs. LOU.
- 2022: Split his first full season in the Twins organization between Wichita (AA) and St. Paul (AA), earned Minnesota MiLB.com Organization All-Star honors as a relief pitcher ... posted a 1.57 ERA (11 ER in 63.0 IP) with 76 strikeouts against 25 walks (10.36 K/9 and 2.62 K/BB) across 50 games between the two levels, the best ERA in 2022 among all MiLB relievers that made 50+ appearances and threw a minimum of 60.0 IP.
- 2021: Began the season in the Cardinals organization, acquired by Minnesota via trade on July 30 ... split the year between Peoria (A+), Springfield (AA) and Wichita (AA), combining to pitch in 31 games with a 3-1 record and 3.91 ERA (23 ER in 53.0 IP), striking out 69 with 35 walks ... originally drafted by St. Louis in the 16th Round in 2018.
- SNK (89-92), CH, SL** | CONSECUTIVE BATTERS RETIRED: 8 (5/4 to 5/6) | SCORELESS STREAK: 3.0 IP (5/4 to 5/6)
- 2023: Appeared in 7 Cactus League games for the Royals and went 1-0 with a 3.52 ERA (3 ER in 7.2 IP) and 10 K to just 1 BB ... 4 of 10 appearances have been scoreless, has allowed runs in 6 of his last 7 outings, including 4 straight.
- 2022: Made the Opening Day Roster and his MLB debut with Kansas City ... in his first season in the big leagues, started and ended the season with Kansas City ... pitched in 42 games across five stints with the Royals, going 4-2 with a 6.55 ERA (25 ER in 34.1 IP) ... began his career with 5.1 scoreless innings over 6 games and pitched in 27 of KC's first 96 games during his first stint from Opening Day through 6/9 ... also appeared in 20 games with Omaha (AAA) with a 5.40 ERA (13 ER in 21.2 IP) and 12 scoreless outings.
- 2021: Split the season between NW Arkansas (AA) and Omaha, making a career-high 48 appearances with a career-high 64 strikeouts and 26 walks ... joined the Storm Chasers a week into the season, returned to NWA on June 6, transferred back to Triple-A on August 24 ... posted a 3.15 ERA in 25 Double-A outings before returning to Omaha.
- SNK (94-95), SL** | CONSECUTIVE BATTERS RETIRED: 0 | SCORELESS STREAK: 0.0 IP
- 2023: As a non-roster invitee, appeared in 8 Cactus League games for the Royals and went 2-0 with a 1.93 ERA (2 ER in 9.1 IP) and 15 K to 5 BB ... 3 of 8 outings have been scoreless, allowed at least 1 run in 5 straight appearances between 4/5 and 4/20 ... threw 2.0 scoreless innings 5/2 vs. LOU.
- 2022: Began the season in Arizona's AAA roster and opened the year with Amarillo (A) and made 10 appearances before being promoted to Reno (AAA) ... DFA'd on June 26, and claimed by Kansas City on July 1, but optioned off the 40-man roster at completion of the deal ... appeared in 11 starts across the three affiliates, went 3-2 with a 9.93 ERA (48 ER in 62.1 IP) ... made his Omaha debut 7/3 @ BAL and made 30 relief appearances with the Chasers, with 34 strikeouts in 35.2 innings (8.6 K/9).
- 2021: Split the season between Amarillo (A) and Reno (AAA) ... appearing in 34 games (8 starts), combined to go 6-3 with one save, and a 4.60 ERA (40 ER in 78.1 IP), along with 88 strikeouts ... back-to-back Double-A Central Pitcher of the Week to open the season, with a career-best 17.2-inning scoreless streak from May 6 to 23.
- SNK, CB, 4SFB (90-93), SL** | CONSECUTIVE BATTERS RETIRED: 1 (5/4) | SCORELESS STREAK: 0.2 IP (5/4)
- 2023: As a non-roster invitee, appeared in 7 Cactus League games for the Royals and produced a 2.25 ERA (2 ER in 8.0 IP) and 9 K ... 10 of 11 appearances with Omaha have been scoreless with 5 perfect appearances ... has retired 38 of 48 batters faced (79%).
- 2022: Pitched in 29 games for the St. Louis Cardinals and allowed just 1 run over his first 9 appearances (6.1 IP), but recorded a 7.50 ERA (10 ER in 12.0 IP) in May and a 6.75 ERA (8 ER in 10.2 IP) in June, before being DFA'd on July 2 and released on July 9 ... did not play professional baseball for the rest of the season.
- 2016-22: Over parts of seven seasons in the Major Leagues with Miami, Cleveland and St. Louis, pitched in 287 games (1 start) with a 3.96 ERA (123 ER in 300.1 IP) and 282 strikeouts ... has allowed only 27 of 130 inherited runners to score in his MLB career, and that rate of 20.8% ranks 5th in the Majors since 2016 (min. 275 appearances).
- 4SFB (90-92), SL, CH, CUT** | CONSECUTIVE BATTERS RETIRED: 1 (5/3) | SCORELESS STREAK: 10.1 IP (4/7 to 5/3)

IP	3.0	8/31/19 vs. Lansing
K	4	(4x) Last: 9/12/21 @ St. Paul
BB	4	4/10/23 @ TEXAS
H	5	7/4/21 @ Springfield
ER	6	4/10/23 @ TEXAS
NP	38	8/22/18 @ Great Lakes
IP	8.0	6/14/19 @ Columbia
K	10	7/23/19 vs. Potomac
BB	5	(2x) Last: 5/7/22 vs. Columbus
H	10	6/29/22 @ St. Paul
ER	5	(6x) Last: 8/2/22 vs. St. Paul
NP	119	6/14/19 @ Columbia
IP	4.0	8/2/19 @ Peoria
K	6	(2x) Last: 8/20/21 @ Tulsa
BB	4	8/2/19 @ Peoria
H	7	6/24/18 @ Cedar Rapids
ER	7	6/24/18 @ Cedar Rapids
NP	56	6/24/18 @ Cedar Rapids
IP	3.0	(4x) Last: 5/16/21 vs. Cedar Rapids
K	6	5/16/21 vs. Cedar Rapids
BB	4	(2x) Last: 4/8/22 @ Springfield
H	5	8/24/22 vs. Springfield
ER	4	8/24/22 vs. Springfield
NP	50	8/24/22 vs. Springfield
IP	7.0	(4x) Last: 4/19/23 vs. Gwinnett
K	12	6/25/19 vs. Columbia
BB	6	(2x) Last: 5/25/22 @ ARIZONA
H	9	(3x) Last: 5/31/22 @ Iowa
ER	11	4/13/23 @ Iowa
NP	108	9/3/22 @ DETROIT
IP	8.0	(2x) Last: 8/24/19 @ Frisco
K	10	(2x) Last: 7/3/21 @ St. Paul
BB	5	(3x) Last: 5/13/22 vs. Indianapolis
H	11	(2x) Last: 6/14/22 @ Iowa
ER	9	6/14/22 @ Iowa
NP	107	6/8/19 vs. Fayetteville
IP	3.1	8/1/18 vs. Aberdeen
K	6	8/8/18 vs. Lowell
BB	5	9/12/21 vs. Rochester
H	5	7/2/18 vs. Brooklyn
ER	5	(2x) Last: 9/6/21 vs. TORONTO
NP	53	8/8/18 vs. Lowell
IP	9.0	5/2/15 @ Arkansas
K	10	(2x) Last: 6/3/17 vs. Omaha
BB	4	(6x) Last: 4/11/23 @ Iowa
H	11	5/15/15 @ Jupiter
ER	9	7/24/16 vs. LOS ANGELES (NL)
NP	102	(2x) Last: 6/3/17 vs. Omaha
IP	5.0	6/23/19 vs. Greenville
K	6	7/16/19 @ Rome
BB	3	(2x) Last: 6/13/21 @ Frisco
H	5	(5x) Last: 4/8/23 vs. Toledo
ER	8	9/11/21 @ St. Paul
NP	60	6/23/19 vs. Greenville
IP	7.0	(4x) Last: 5/13/22 vs. Wichita
K	9	(3x) Last: 5/13/22 vs. Wichita
BB	6	6/22/22 vs. Columbus
H	10	5/4/23 vs. Louisville
ER	9	5/4/23 vs. Louisville
NP	100	(2x) Last: 7/8/22 vs. Toledo
IP	3.2	7/16/21 @ Myrtle Beach
K	5	(2x) Last: 4/15/22 vs. Cedar Rapids
BB	4	(3x) 8/17/22 vs. San Antonio
H	5	(4x) Last: 8/13/22 @ Arkansas
ER	6	8/17/22 vs. San Antonio
NP	53	6/22/22 vs. Springfield
IP	3.0	(5x) Last: 6/18/21 @ Wichita
K	5	(4x) Last: 8/20/21 @ Springfield
BB	3	(3x) Last: 7/22/22 @ Indianapolis
H	5	(3x) Last: 8/12/21 @ Tulsa
ER	4	8/12/21 @ Tulsa
NP	55	8/20/21 @ Springfield
IP	6.0	4/8/18 vs. Charleston
K	5	(2x) Last: 6/30/21 @ Springfield
BB	3	(2x) Last: 8/7/22 vs. St. Paul
H	11	9/2/18 @ Greenville
ER	7	5/14/21 @ Columbus
NP	90	4/13/18 @ Augusta
IP	6.0	(10x) Last: 5/18/21 vs. Midland
K	8	(2x) Last: 5/18/21 vs. Midland
BB	4	(2x) Last: 7/9/21 vs. Las Vegas
H	11	9/1/19 @ Modesto
ER	7	(2x) Last: 5/29/21 @ Corpus Christi
NP	92	6/10/21 vs. Corpus Christi
IP	3.0	(4x) 4/13/17 vs. NEW YORK (NL)
K	5	4/20/13 vs. Charlotte
BB	3	(2x) Last: 9/20/21 vs. KANSAS CITY
H	5	4/20/14 vs. Pensacola
ER	5	7/23/21 vs. TAMPA BAY
NP	48	(2x) Last: 5/16/17 vs. HOUSTON

OMAHA RELIEVERS

PITCHER	LAST OMA APPEARANCE (IP)
57 Coleman, Dylan	WED 5/3 vs. Louisville (1.0 IP)
45 Cuas, Jose	SAT 5/6 vs. Louisville (1.0 IP, SV)
55 Dipoto, Jonah	THU 5/4 vs. Louisville (1.0 IP)
37 Kowar, Jackson	FRI 5/5 vs. Louisville (1.2 IP)
58 Kriske, Brooks	THU 5/4 vs. Louisville (1.0 IP)
46 Martinez, Marcelo	SAT 4/29 @ Nashville (3.2 IP)
41 Núñez, Andrés	SAT 5/6 vs. Louisville (1.0 IP)
53 Parrish, Drew	SAT 4/1 @ Indianapolis (3.0 IP)
40 Pennington, Walter	FRI 5/5 vs. Louisville (1.1 IP)
47 Sisk, Evan	SAT 5/6 vs. Louisville (2.0 IP, W)
43 Snider, Collin	SAT 5/6 vs. Louisville (1.0 IP)
44 Weiss, Ryan	THU 5/4 vs. Louisville (1.0 IP)
62 Wittgren, Nick	WED 5/3 vs. Louisville (1.0 IP)
Cox, Austin	THU 4/6 vs. Toledo (2.1 IP)
Dye, Josh	FRI 4/28 @ Nashville (0.2 IP, L)
Staumont, Josh	WED 4/12 @ Iowa (1.0 IP)
Taylor, Josh	WED 4/12 @ Iowa (1.0 IP)

ENTRANCE SITUATION

LEAD	TRAIL	TIED
-	1	-
1	-	-
-	1	-
5	5	-
3	8	-
2	3	-
2	8	2
1	-	-
1	-	-
3	9	2
4	5	1
4	6	-
8	3	-
-	-	1
-	2	1
2	2	-
3	2	-
39	55	7

INNING ENTERING THE GAME

1	2	3	4	5	6	7	8	9	10+
-	-	-	-	-	1	-	-	-	-
-	-	-	-	-	-	-	1	-	-
-	-	-	-	1	-	-	-	-	-
-	-	-	2	4	1	3	-	-	-
-	-	-	2	2	3	3	1	-	-
-	-	2	1	-	2	-	-	-	-
-	-	1	2	5	3	1	-	-	-
-	-	1	-	-	-	-	-	-	-
-	-	-	-	-	1	-	-	-	-
-	-	-	-	-	3	5	3	2	1
-	-	-	-	2	-	8	-	-	-
-	-	-	-	-	3	4	3	-	-
-	-	-	1	1	1	4	4	-	-
-	-	1	-	-	-	-	-	-	-
-	-	1	-	-	-	1	-	1	-
-	-	-	-	-	-	-	4	-	-
-	-	-	-	-	1	2	1	1	-
0	0	4	3	7	20	22	27	17	1

INHERITED RUNNERS

BR INHER.	BR SCORE	% SCORE
-	-	-
-	-	-
-	-	-
6	3	50.0%
4	1	25.0%
3	3	100.0%
4	1	25.0%
-	-	-
-	-	-
5	3	60.0%
2	2	100.0%
-	-	-
7	1	14.3%
3	3	100.0%
1	1	100.0%
-	-	#VALUE!
2	2	100.0%
37	20	54.1%

1-2-3 INNINGS

TOTAL	POSSIBLE	% 1-2-3
0	1	0.0%
0	1	0.0%
0	1	0.0%
0	12	0.0%
3	11	27.3%
5	10	50.0%
4	12	33.3%
2	3	66.7%
1	1	100.0%
2	9	22.2%
2	8	25.0%
1	9	11.1%
6	12	50.0%
0	2	0.0%
1	3	33.3%
1	4	25.0%
1	5	20.0%
29	104	27.9%

BULLPEN BUDGET: RELIEVER PITCH COUNTS (LAST THREE WEEKS)

DAY OF WEEK	TUE	WED	THU	FRI	SAT	SUN	MON	TUE	WED	THU	FRI	SAT	SUN	MON	TUE	WED	THU	FRI	SAT	SUN
DATE	4/18	4/19	4/20	4/21	4/22	4/23	4/24	4/25	4/26	4/27	4/28	4/29	4/30	5/1	5/2	5/3	5/4	5/5	5/6	5/7
57 Coleman, Dylan							9 (KC)									35				
45 Cuas, Jose	20 (KC)				13 (KC)				14 (KC)	13 (KC)		15 (KC)			26 (KC)				24	
55 Dipoto, Jonah		38 (NWA)				28 (NWA)					31 (NWA)				17 (NWA)		27			
37 Kowar, Jackson	51			16		17			30		27		10			17		22		
58 Kriske, Brooks			18		16			20		17		14					10			
41 Núñez, Andrés			14		25				11		16		27			16			36	
40 Pennington, Walter (L)	24 (NWA)			9 (NWA)		4 (NWA)				25 (NWA)		34 (NWA)						22		
47 Sisk, Evan (L)	11		20			16			27			9			23		18		21	
43 Snider, Collin		30				11				29		17			36				17	
44 Weiss, Ryan			28					22					30		25		21			
62 Wittgren, Nick			9			10				12		27				12				

OMAHA STARTING PITCHER SPLITS

PITCHER	GS	W-L	TEAM W-L	R SUPPORT	SUPPORT/START
21 Mayers, Mike	7	2-1	3-4	13	1.86
60 Heasley, Jonathan	6	1-3	3-3	21	3.50
Castillo, Max	5	0-5	0-5	5	1.00
53 Parrish, Drew	5	1-1	2-3	21	4.20
31 Cox, Austin	4	1-0	3-1	11	2.75
46 Martinez, Marcelo	1	0-1	0-1	1	1.00
37 Kowar, Jackson	1	0-1	0-1	1	5.00
36 Mengden, Daniel	1	0-0	1-0	1	1.00
30				74	2.47

1ST PITCH STRIKES

FPS	TBF	% FPS
91	141	64.5%
89	142	62.7%
75	114	65.8%
53	88	60.2%
39	69	56.5%
13	22	59.1%
9	14	64.3%
9	18	50.0%
378	608	62.2%

1-2-3 INNINGS

TOTAL	POSSIBLE	% 1-2-3
7	30	23.3%
8	30	26.7%
6	22	27.3%
8	23	34.8%
8	18	44.4%
2	5	40.0%
0	2	0.0%
0	3	0.0%
39	133	29.3%

OMAHA STARTERS VS. RELIEVERS

STARTERS	RELIEVERS
4-12	W-L
6.70	ERA
137.0	INNINGS
159 (29)	HITS (HR)
108 (102)	R (ER)
58	BB
110	K
1.58	WHIP
.293	AVG
8-6	
5.16	
129.0	
148 (16)	
87 (74)	
67	
138	
1.67	
.287	

OMAHA STARTING PITCHER/CATCHER MATCHUPS

	FREDDY FERMIN							LOGAN PORTER							JAKSON REETZ														TOTALS							
PITCHER	GS	W-L	ERA	IP	ER	BB	SO	GS	W-L	ERA	IP	ER	BB	SO	GS	W-L	ERA	IP	ER	BB	SO	GS	W-L	ERA	IP	ER	BB	SO	GS	W-L	ERA	IP	ER	BB	SO	
21 Mayers, Mike	3	0-1	10.50	12.0	14	6	9		-						4	2-0	4.50	18.0	9	7	17		-					7	2-1	6.90	30.0	23	13	26		
60 Heasley, Jonathan	4	1-1	10.70	17.2	21	9	16	2	0-2	6.75	13.1	10	1	9		-							6	1-3	9.00	31.0	31	10	25							
Castillo, Max	2	0-2	7.71	9.1	8	5	4	2	0-2	4.66	9.2	6	2	2	1	0-1	8.44	5.1	5	3	3		-					5	0-5	6.66	24.1	18	10	9		
31 Cox, Austin		-						2	0-0	2.57	7.0	2	3	10	2	1-0	0.82	11.0	1	6	9		-					4	1-0	1.50	18.0	3	9	19		
53 Parrish, Drew	2	0-0	3.86	7.0	3	3	11	3	0-1	5.63	16.0	10	7	10		-							5	0-1	5.09	23.0	13	10	21							
46 Martinez, Marcelo		-						1	0-1	9.00	5.0	5	1	3		-							1	0	1	9.00	5.0	5	1	3						
37 Kowar, Jackson	1	0-1	13.50	2.2	4	4	3		-							-							1	0-1	13.50	2.2	4	4	3							
36 Mengden, Daniel		-						1	0-0	15.00	3.0	5	1	4		-							1	0-0	15.00	3.0	5	1	4							
Relievers		5-1	4.97	54.1	30	31	57		3-2	5.70	42.2	32	20	48		0-3	4.78	32.0	17	16	33		-	-	8-6	5.16	129.0	74	67	138						
TOTALS	12	6-6	6.99	103.0	80	58	100	11	3-8	5.96	96.2	64	35	86	7	3-4	4.34	66.1	32	32	62		-		30	12-18	5.95	266.0	176	125	248					
	CS/ATT			3/10	PCT	30.00%		CS/ATT			5/21	PCT	23.81%		CS/ATT			0/8	PCT	0.0%			CS/ATT	/		PCT	0.0%		CS/ATT			7/37	PCT	18.92%		

OMAHA CATCHER PITCHING STATS

CATCHERS	W	L	ERA	GS	SV	IP	H	R	ER	HR	HB	BB	IBB	SO	WHIP	AVG	WP	GDP	TBF	SB	CS	ATT	%CS	PB
4 Freddy Fermin	6	6	6.99	12	2	103.0	119	85	80	17	8	58	1	100	1.72	.288	9	8	488	7	3	10	30.00%	2
14 Logan Porter	3	8	5.96	11	1	96.2	112	71	64	22	8	35	0	86	1.52	.294	0	14	427	16	5	21	23.81%	1
25 Jakson Reetz	3	4	4.34	7	3	66.1	76	39	32	5	4	32	0	62	1.63	.287	10	6	307	8	0	8	0.0%	0

PITCH TIMER VIOLATIONS CALLED ON OMAHA PITCHERS (11)

DATE	PITCHER (# IN '23)	INNING	UMPIRE	COUNT AT CALL	BATTER RESULT (COUNT)
1. April 4 vs. Toledo	Marcelo Martinez (1)	▲ 7	Dane Poncsak	0-0	Strikeout Swinging (1-2)
2. April 7 vs. Toledo	Ryan Weiss (1)	▲ 9	Matt Bates	1-0	Walk (3-0)
3. April 9 vs. Toledo	Max Castillo (1)	▲ 3	Cody Oakes	0-0	Strikeout Swinging (3-2)
4. April 18 vs. Gwinnett	Mike Mayers (1)	▲ 5	Takahito Matsuda	0-0	Flyout, F7 (1-0)
5. April 20 vs. Gwinnett	Max Castillo (2)	▲ 4	Ben Phillips	0-0	Walk (3-1)
6. April 22 vs. Gwinnett	Drew Parrish (1)	▲ 5	Jose Navas	0-0	Walk (3-1)
7. April 23 vs. Gwinnett	Evan Sisk (1)	▲ 7	Ben Phillips (2)	0-0	Lineout (1-1)
8. April 27 @ Nashville	Austin Cox (1)	▼ 3	Mark Bass	1-2	Strikeout Swinging (2-2)
9. April 30 @ Nashville	Andrés Núñez (1)	▲ 9	Mark Bass (2)	2-0	Walk (3-0)
10. May 4 vs. Louisville	Drew Parrish (2)	▲ 3	Randy Rosenberg	1-1	Walk (3-2)
11. May 6 vs. Louisville	Daniel Mengden (1)	▲ 3	Louie Krupa	0-0	RBI Single (1-1)

PLAYER

QUICK NOTES

CAREER HIGHS

19 CJ
ALEXANDER

INFIELD/OUTFIELD • L/L • 6'3" • 215 • 7/16/1996 (26)
Traded from Atlanta — 7/11/2022
Born: Merrillville, Indiana • Resides: Surprise, Arizona

16 DAIRON
BLANCO

OUTFIELDER • R/R • 6'0" • 200 • 4/26/1993 (30)
Traded from Oakland — 7/27/2019
Born: Florida, Cuba • Resides: Miami, Florida

3 TUCKER
BRADLEY

OUTFIELDER • L/L • 6'0" • 195 • 5/6/1998 (24)
Signed 6/23/2020 as an Undrafted Free Agent (Georgia)
Born/Resides: Chickamauga, Georgia

17 ANGELO
CASTELLANO

INFIELDER • R/R • 6'0" • 165 • 1/13/1995 (28)
Signed 7/16/2011 as an International Free Agent
Born/Resides: San Diego, Venezuela

6 CLAY
DUNGAN

INFIELDER • L/R • 6'1" • 195 • 6/2/1996 (26)
2019 MLB Draft — Round 9 (Indiana State)
Born: Muncie, Indiana • Resides: Alexandria, Indiana

28 TYLER
GENTRY

OUTFIELDER • R/R • 6'2" • 215 • 2/1/1999 (24)
2020 MLB Draft — Round 3 (Alabama)
Born: Memphis, Tenn. • Resides: Arlington, Tenn.

18 BREWER
HICKLEN

OUTFIELDER • L/R • 6'2" • 220 • 2/9/1996 (27)
2017 MLB Draft — Round 7 (Alabama at Birmingham)
Born/Resides: Huntsville, Alabama

13 NICK
LOFTIN

INFIELD/OUTFIELD • R/R • 6'1" • 200 • 10/6/1995 (26)
2020 MLB Draft — Round 1/32nd Overall (Baylor)
Born: Corpus Christi, Texas • Resides: Surprise, Ariz.

14 LOGAN
PORTER

CATCHER/INFIELD • R/R • 6'0" • 200 • 7/12/1995 (27)
Signed 6/21/2018 as an Undrafted Free Agent (Dixie State)
Born: Phoenix, Texas • Resides: Surprise, Ariz.

25 JAKSON
REETZ

CATCHER • R/R • 6'0" • 215 • 1/3/1996 (27)
Signed 12/12/2022 as a Minor League Free Agent
Born: Hickman, Neb. • Resides: Elkhorn, Neb.

15 FRANMIL
REYES

OUTFIELDER • R/R • 6'5" • 280 • 7/7/1995 (27)
Signed 2/15/2023 as a Minor League Free Agent
Born: Loma de Cabrera, D.R. Resides: Kissimmee, Fla.

0 SAMAD
TAYLOR

INFIELD/OUTFIELD • R/R • 5'10" • 160 • 7/11/1998 (24)
Traded from Toronto — 8/2/2022
Born: Corona, Calif. • Resides: Sioux Falls, S.D.

2023: Appeared in 17 Cactus League games for the Royals and slashed .391/.462/.783 (9-for-23) with 4 XBH (2 HR) and 6 RBI ... has made first 4 starts of his career in RF this season, 4 of his 5 career starts in the OF ... 11 XBH are tied with Logan Porter and Nick Loftin for the team lead.
2022: Began year with Mississippi Braves (AA) in the Southern League, traded with 2 players to KC from Atlanta on 7/11, assigned to NW Arkansas ... in 114 total games, tied 6th in Double-A in RBI (87), tied 10th in HR (25) ... set career highs in games played, 2B (18), HR, RBI and SB (19). Double-A leader in AVG in RBI (29), tied 1st in league in HR (8).
2018-21: Played 182 games in the Braves' system, between R, A, AA+ and AAA ... slashed .229/.310/.374 (144-for-628) with 14 HR and 66 RBI ... began and ended 2019 in Double-A with Mississippi, spent July in High-A with the Florida Fire Frogs ... played 87 games in Double-A with league-champion Mississippi in 2021.
2021: Brother Blaze is prospect in the Diamondbacks system, a 2022 Texas League Postseason All-Star with Amarillo, added to the D-Backs' 40-man roster in November 2022.

HIT STREAK: 5 Games (4/29 to 5/6) .278 (5-for-18), 1 2B

ON-BASE BASE STREAK: 5 Games (4/29 to 5/6) .278 (5-for-18)

2023: Hit .310 in 16 Cactus League games for the Royals with 6 XBH (3 2B, 3 HR) and 5 RBI ... went 7-for-14 @ IND with 6 TB and 1 HR ... tied 2nd in league with 16 steals, 16-for-17 in steal attempts ... 3 of his 4 RBI this season came last week @ Nashville.
2022: Played in 107 games for Omaha (AAA) but also appeared in five games with Kansas City from May 19 to June 3 ... slashed .301/.367/.486 (110-for-366) for Omaha and led the team in batting average while stealing a career-high 45 bases in Triple-A ... a Storm Chasers single-season record ... made his MLB debut May 20 vs. Minnesota, went 2-for-7 over five games ... in September, slashed .436/.480/.649 (41-for-94) with 12 XBH (7 2B, 2 3B, 3 HR), 23 RBI and 11 SB, led the league in AVG, OBP and hits in the last month.
2021: Split the season between NW Arkansas (AA) and Omaha (AAA), slashing a combined .277/.350/.441 (117-for-422) across 117 games with a career-best 41 stolen bases, while hitting 14 home runs and driving in 53 runs ... his 41 steals ranked 12th in MLB and second in the Royals organization, behind Tyler Tolbert (55).

HIT STREAK: 2 Games (5/5 to 5/6) .667 (4-for-6)

ON-BASE BASE STREAK: 4 Games (4/30 to 5/6) .455 (5-for-11), 5 BB, 1 HBP

Ranked by MLB Pipeline as the No. 28 Royals prospect

2023: Appeared in 18 Cactus League games for the Royals and slashed .273/.346/.545 (6-for-22) with 2 HR and 6 RBI ... hit first Triple-A HR in 6th inning on 4/12 @ IOW, 2-run HR ... hit pinch-hit 2-run 2B in win on 4/14 and had 3 RBI off the bench in comeback win ... 3-for-3, 2 RBI on his birthday, 5/6 vs. LOU.
2022: Spent the entire season with NW Arkansas (AA) and reached base in 90 of 109 games (82.57%), reached base multiple times in team-best 56 games ... 1st on team with 33 multi-hit games ... 2 of 12 home runs this season were grand slams, on 4/23 @ Frisco and 5/19 @ Wichita, both in 5th inning, first two of his pro career ... reached base at least twice in seven straight games from 7/26 to 8/2 ... homered in three straight games, 8/30 to 9/2 ... season-high 12-game on-base streak from 6/24 to 7/9.
2021: Began his professional career splitting the year between Columbia (A) and Quad Cities (A+), .380 OBP ranked fourth among qualified Royals Minor Leaguers.

HIT STREAK:

ON-BASE BASE STREAK: 3 Games (5/3 to 5/6) .333 (3-for-9), 2 BB, 1 HBP

2023: Appeared in 12 Cactus League games for the Royals and went 1-for-12 (.083) with 1 RBI and 1 BB ... hits in 8 of 12 games, reached base in his first 9 games of the season ... started at SS 8 games in a row, 4/18 to 4/26 and 13 of Omaha's last 16.
2022: In his 11th year as a member of the Royals' organization, began the year with Omaha, but assigned to NW Arkansas (AA) on 8/9 and finished the season with the Nationals ... over 59 games with the Storm Chasers, slashed .218/.318/.316 (38-for-174) while playing six different positions (1B, 2B, 3B, SS, LF & RF) ... made at least 10 starts at each SS (150.2 innings), 3B (121.0 innings) and 1B (115.0 innings) ... snapped 0-for-27 stretch with Nationals on 8/21 vs. San Antonio ... 15-for-67 over last 20 games after hitless streak ended ... played 800th MLB game (all in Royals system) on 9/15 vs. Frisco, entered as defensive replacement.
2011-2023: Has played 803 games in the Royals' minor league system, slashing .232/.311/.312 (606-for-2610), with 29 HR and 271 RBI ... 2013 Dominican Royals Player of the Year ... 143 games with Omaha between 2021 and 2023, hitting .226 over 80 games in 2021 after an early-season promotion from Double-A.

HIT STREAK: 14 Games (4/28 to 5/6) .182 (4-for-22), 2 BB

ON-BASE BASE STREAK: 6 Games (4/28 to 5/6) .182 (4-for-22), 2 BB

2023: Opened the season on the injured list with a right hamate fracture he suffered in Spring Training, activated from the injured list 5/4 and made his season debut 5/5.
2022: Spent the entire season with Omaha and tied for 1st on the team in triples (4) while ranking 2nd in games played (127), plate appearances (515) and runs (64), 3rd in doubles (22), total bases (151) and bases (17) and walks (47), 4th in hits (94) and 5th in RBI (52) ... made his MLB debut May 20 vs. Minnesota, reached base in CF ... reached base in 34 straight games between 7/26 and 9/2 ... set career highs in games played, 2B (18), HR, RBI (85) and SB (19) ... finished just two homers shy of a 30/30/30 season (HR/SB/2B).
2021: Spent the entire season with NW Arkansas (AA), playing in 108 of the team's 119 regular season games, including 104 starts as the leadoff hitter ... led the Nationals in games played, at-bats (444), runs scored (74) and hits (128) ... led off the game with a hit 32 times, including 10 of his last 19 regular season games.

HIT STREAK:

ON-BASE BASE STREAK:

Ranked by MLB Pipeline as the No. 8 Royals prospect ... Ranked by Baseball America as the No. 7 Royals prospect

2023: Has reached base in 23 of 26 games so far this season, started first 23 games of the season ... hit first Triple-A HR in 6th inning on 4/5 vs. TOL, 3-run HR.
2022: Began season in Quad Cities (A+) assigned to NW Arkansas 6/14, named Nationals Player of the Year ... ranked 8th in MLB in batting average (.326) ... Royals org leader in AVG (.326), SLG (.542) and OPS (.964), 2nd in OBP (.422) ... drove in at least one run in 36 of 73 games since joining the Nationals, reached base in 64 of 73 games (87.67%) ... Texas League POTW week of 6/27 - 7/3, hit .435 (10-for-23) with 6 XBH (2 2B, 4 HR), 11 RBI, 1.543 OPS ... reached in 28 straight games, 7/30 to 9/3, with .485 OBP.
2021: Spent his first pro season in Quad Cities (A+), played everyday for the first two months of the season ... placed on the 7-Day injured list on 7/14 and then the 60-Day IL 8/2.

HIT STREAK:

ON-BASE BASE STREAK:

2023: Began the season on the 7-Day Injured list (right elbow strain) ... activated 4/25 and came off the bench to play CF @ NAS, made first start 4/26 ... first 2 hits of the season were both doubles, 4/30 @ NAS.
2022: Played in 130 games for Omaha (AAA) and was named the Royals Triple-A Player of the Year but also appeared in six games with Kansas City over two separate stints with the Royals: May 26-30 and July 14-17 ... contract was selected by KC May 26 and made his major league debut that night in Minnesota, reached base in CF ... finished 34 straight games between 7/26 and 9/2 ... set career highs in games played, 2B (18), HR, RBI (85) and SB (19) ... finished just two homers shy of a 30/30/30 season (HR/SB/2B).
2021: Spent the entire season with Northwest Arkansas (AA), his third consecutive year playing under Scott Thorman and third straight Minor League Championship ... led all Double-A hitters with 40 steals, tied for 13th in all of the Minors ... reached base in 41 of his last 47 games played and homered twice in the Double-A Central Championship Series.

HIT STREAK:

ON-BASE BASE STREAK: 5 Games (4/30 to 5/5) .222 (4-for-18), 4 BB

Ranked by MLB Pipeline as the No. 4 Royals prospect ... Ranked by Baseball America as the No. 8 Royals prospect

2023: Went 8-for-17 in series vs. Iowa (4/11-4/14), with 4 XBH and 7 RBI in 4 games ... a .315 (3-for-7) hitter when playing 3B, compared to .148 (4-for-27) at 2B ... team-best 5 R, 8 H, 16 TB and 7 RBI in this series, 11 of 27 balls put in play this series have been hit 90mph or harder.
2022: Began the season in NW Arkansas (AA) and reached in 76 of 88 games, had hits in 65 of 88 games ... tied club record with 3 doubles on 5/4 @ Springfield and had the first four-hit game of the season 7/15 @ Corpus Christi, went 4-for-5 with two doubles and career-best 11th HR of the year ... played at least 3 games at 5 positions with the Nationals (2B, 3B, SS, LF, CF) ... called up to Omaha on 8/9 and played 38 games for the Storm Chasers, slashed .216/.280/.359 (33-for-153) with 5 HR and 19 RBI.
2021: Spent his first pro season with Quad Cities (A+) and slashed .289/.374/.464 (103-for-356) across 90 games, named an MLB.com Organization All-Star at third base ... won the High-A Central batting title with a .289 average ... hit for the cycle on 8/1, going 5-for-6 at the plate with a walk-off homer in the ninth to complete the cycle.

HIT STREAK: 4 Games (5/3 to 5/6) .500 (8-for-16), 2 2B, 2 HR

ON-BASE BASE STREAK: 4 Games (5/3 to 5/6) .500 (8-for-16), 1 BB, 1 HBP

2023: 12th in the league with a .595 slugging percentage, tied for a team-best 6 HR in 22 games played this season, with hits in first 7 games played, reached base in his first 11 games this season and 18 of 22 this year ... 0-for-1 on ABs challenges as a catcher ... 3rd two-HR game of career on 4/5 vs. Toledo.
2022: Began the season in NW Arkansas (AA) and reached in 66 of 77 games, reached multiple times in 49 games ... assigned to Omaha (AAA) on 8/9 and finished season with Storm Chasers, appeared in 35 games (33 at 1B) and hit .301 (34-for-113) with 3 HR and 8 RBI ... combining numbers between Nationals and Chasers, ranked 3RD IN MLB IN ON-BASE PERCENTAGE (.442) ... combining his AA & AAA numbers, was the Royals system leader in OBP (.442), 2nd in OPS (.918), 3rd in batting average (.301).
2021: Spent the season with Quad Cities (A+) and slashed .241/.368/.451 (62-for-257) in 77 games ... named a High-A Central post-season All-Star at catcher.
2021: Grew up down the street from Surprise Stadium, was a dabble for the AZL Royals the summer of 2011 while in high school, also caught bullpens for the team.

HIT STREAK:

ON-BASE BASE STREAK:

2023: As a non-roster invitee, appeared in 12 Cactus League games for the Royals and slashed .227/.320/.455 (5-for-22) with 2 2B, 1 HR and 6 RBI ... hit his first professional grand slam in 5th inning on 4/1 @ IND ... 5 of his last 7 hits have been doubles, 7 of 10 hits this season are XBH ... 0-for-2 on ABs challenges as a catcher.
2022: Signed with Milwaukee in December 2021 and after beginning the year with Biloxi (AA), earned a mid-July promotion to Nashville (AAA) and ended the year with Omaha (AAA) ... across the three teams, slashed .264/.359/.575 (97-for-364) over 104 games, with 30 HR and 82 RBI ... 25 HR in the Brewers system led all hitters in the organization ... despite playing just 62 games with the Shuckers, named the Double-A Southern League's Most Valuable Player and the league's Postseason All-Star at catcher.
2014-2021 Over 7 Minor League seasons, played 472 games in the Washington Nationals organization and made his MLB debut with the Nationals in July 2021 ... in 2019, was named a Carolina League midseason All-Star and a Carolina League Organizational All-Star for the Nationals ... named a Baseball America Rookie All-Star in 2014, playing for the GCL Nationals.

HIT STREAK: 5 Games (4/23 to 5/5) .353 (6-for-17), 4 2B, 1 HR

ON-BASE BASE STREAK: 5 Games (4/23 to 5/5) .353 (6-for-17), 1 BB, 1 HBP

2023: After signing a Minor League deal with an invite to big league spring training, hit .340 (16-for-47) with 3 HR and 12 RBI over 18 Cactus League games, had his contract selected to the Major League roster for Opening Day on 3/30 ... was hitting .189 (11-for-59) over 19 games with the Royals, reinstated from the Paternity List prior on 4/24 and went 0-for-17 since returning ... optioned to Omaha on 5/2, went 2-for-5 with 2B and RBI in debut on 5/4.
2022: Made his 4th Opening Day roster, 3rd with Cleveland and hit 9 HR in 70 games before being acquired off waivers by the Cubs on 8/8, played in 48 games with the Cubs and hit .5 HR in 48 games ... beat his Cubs career with a 9-game hit streak from Aug. 9-19, hit .368 (14-for-38) with 7 XBH (2 HR) and 6 RBI, a stretch where the Cubs went 8-1.
2021: MLB: Has played 548 games in the Major Leagues between 2018 and 2023 with San Diego (2018-19), Cleveland (2019-22), Chicago NL (2022) and Kansas City (2023) ... he is a lifetime .249 in the big leagues with 108 HR and 285 RBI, for a .774 OPS ... from 2019-21, his 76 homers were tied for 17th most in the Majors ... 30+ HR seasons in 2019 and 2021.

HIT STREAK:

ON-BASE BASE STREAK:

Ranked by MLB Pipeline as the No. 21 Royals prospect ... Ranked by Baseball America as the No. 24 Royals prospect

2023: Opened the Triple-A season with four (4) straight 2-hit games, has 12 multi-hit games of 29 games played this season & hits in 22 of 29 games ... has hit 1st in order in all 29 games he's played (of Omaha's 530), a .327 hitter (16-for-49) with .441 OBP leading off innings ... tied 2nd in the league with 16 steals (tied 5th in MLB) and tied 8th with 36 hits ... stole 4 bases on 5/4 vs. LOU.
2022: Began the season in the Blue Jays organization with Buffalo (AAA) and appeared in 70 games before being acquired by Kansas City at the 2022 Trade Deadline with RHP Max Castillo in exchange for Whit Merrifield, but did not play the rest of the season due to a preexisting injury (left oblique strain) ... stole 9 bases in 21 games for the Surprise Saguaros in the Arizona Fall League after the conclusion of the Minor League season ... added to KC 40-man roster on 11/10/22 ... traded from CL to TOR on 7/31/2017.

HIT STREAK:

ON-BASE BASE STREAK:

H	3	(17x) Last: 4/8/23 vs. Toledo
R	4	8/17/22 vs. San Antonio
HR	2	(5x) Last: 8/11/22 @ Arkansas
RBI	6	(2x) Last: 8/5/22 vs. Tulsa
BB	3	(2x) Last: 7/2/18 vs. Bristol
SB	2	(2x) Last: 5/26/22 @ Pensacola
H	5	(2x) Last: 9/15/22 @ Columbus
R	3	(11x) Last: 9/15/22 @ Columbus
HR	2	5/23/19 @ Amarillo
RBI	4	(4x) Last: 9/15/22 @ Columbus
BB	3	(3x) Last: 8/29/21 @ Iowa
SB	3	(2x) Last: 4/23/23 @ Gwinnett
H	3	(17x) Last: 3/31/23 @ Indianapolis
R	3	(5x) Last: 9/2/22 @ Tulsa
HR	2	8/10/21 vs. Beloit
RBI	5	6/24/21 @ Beloit
BB	3	(3x) Last: 9/3/22 @ Tulsa
SB	3	7/9/22 vs. Tulsa
H	4	(5x) Last: 8/18/17 vs. Asheville
R	4	6/26/16 @ Grand Junction
HR	2	7/19/19 @ Amarillo
RBI	5	7/17/22 @ Rochester
BB	3	(4x) Last: 8/2/17 vs. West Virginia
SB	2	7/13/16 vs. Helena
H	6	6/23/19 vs. Billings
R	4	9/3/19 vs. Missoula
HR	2	6/26/22 vs. Columbus
RBI	4	(3x) Last: 6/28/22 @ St. Paul
BB	3	5/7/22 vs. Columbus
SB	3	(2x) Last: 8/8/21 @ Arkansas
H	4	7/6/22 vs. Tulsa
R	4	(2x) Last: 7/17/22 @ Corpus Christi
HR	2	(2x) Last: 6/29/22 @ Amarillo
RBI	6	6/2/21 vs. Beloit
BB	3	(6x) Last: 4/20/23 vs. Gwinnett
SB	1	(16x) Last: 4/14/23 @ Iowa
H	4	(4x) Last: 5/25/22 @ Louisville
R	4	8/21/19 vs. Salem
HR	3	8/22/19 vs. Salem
RBI	5	(2x) Last: 8/24/21 vs. Springfield
BB	3	(3x) Last: 6/20/19 vs. Frederick
SB	3	(5x) Last: 4/22/22 @ Memphis
H	5	8/1/21 vs. South Bend
R	4	(2x) Last: 7/15/22 @ Corpus Christi
HR	1	(29x) Last: 4/6/23 vs. Toledo
RBI	5	4/22/22 @ Frisco
BB	3	(4x) Last: 8/5/22 vs. Tulsa
SB	2	(2x) Last: 6/10/22 @ Tulsa
H	4	8/6/19 @ Johnson City
R	3	(4x) Last: 8/1/21 vs. South Bend
HR	2	(3x) Last: 4/5/23 vs. Toledo
RBI	4	(2x) Last: 8/10/21 vs. Beloit
BB	3	(5x) Last: 4/14/23 @ Iowa
SB	1	8/10/21 vs. Beloit
H	3	(19x) Last: 4/1/23 @ Indianapolis
R	3	(8x) Last: 5/29/22 vs. Montgomery
HR	2	(7x) Last: 7/8/22 @ Montgomery
RBI	5	(4x) Last: 4/1/23 @ Indianapolis
BB	3	(4x) Last: 5/29/22 vs. Montgomery
SB	1	(24x) Last: 4/27/23 @ Nashville
H	5	(3x) Last: 9/1/20 @ KANSAS CITY
R	3	(19x) Last: 8/28/20 @ ST. LOUIS
HR	2	(21x) 7/28/21vs. ST. LOUIS
RBI	7	7/31/17 vs. Corpus Christi
BB	3	(6x) 9/20/20 @ DETROIT
SB	2	6/10/17 vs. Corpus Christi
H	4	(4x) Last: 6/15/22 @ Lehigh Valley
R	4	6/8/21 @ Portland
HR	2	(4x) Last: 6/21/22 vs. St. Paul
RBI	5	(2x) Last: 6/21/22 vs. St. Paul
BB	4	4/16/22 @ Rochester
SB	4	(2x) Last: 5/4/23 vs. Louisville

SO NICE, THEY DID IT TWICE (OR MORE)	MULTI-HIT GAMES					MULTI-RUN GAMES					MULTI-RBI GAMES					MULTI-BB GAMES					MULTI-K GAMES					MULTI-SB GAMES				
	2	3	4	5+	T	2	3	4	5+	T	2	3	4	5+	T	2	3	4	5+	T	2	3	4	5+	T	2	3	4	5+	T
19 Alexander, CJ	3	2	-	-	5	2	1	-	-	3	2	-	-	-	2	-	-	-	-	-	7	1	-	-	8	-	-	-	-	-
16 Blanco, Dairon	4	2	-	-	6	3	-	-	-	3	1	-	-	-	1	3	-	-	-	3	2	2	-	-	4	1	1	-	-	2
3 Bradley, Tucker	2	2	-	-	4	2	1	-	-	3	2	1	-	-	3	3	-	-	-	3	1	-	-	-	1	2	-	-	-	2
17 Castellano, Angelo	2	-	-	-	2	3	-	-	-	3	3	-	-	-	3	1	-	-	-	1	2	1	-	-	3	-	-	-	-	-
6 Dungan, Clay	-	-	-	-	-	-	-	-	-	-	-	-	-	-	-	-	-	-	-	-	-	-	-	-	-	-	-	-	-	-
Eaton, Nate	3	-	-	-	3	-	1	-	-	1	1	-	-	-	1	-	-	-	-	-	2	-	-	-	2	1	-	-	-	1
Fermin, Freddy	1	1	1	-	3	3	1	-	-	4	2	1	-	1	4	2	1	-	-	3	2	-	-	-	2	-	-	-	-	-
Garcia, Maikel	4	1	-	-	5	2	-	-	-	2	2	2	-	-	4	3	1	-	-	4	2	1	-	-	3	-	-	-	-	-
28 Gentry, Tyler	6	-	-	-	6	2	1	-	-	3	1	2	-	-	3	2	1	-	-	3	3	3	-	-	6	-	-	-	-	-
18 Hicklen, Brewer	1	-	-	-	1	1	-	-	-	1	1	-	-	-	1	1	-	-	-	1	3	-	-	-	3	-	-	-	-	-
13 Loftin, Nick	7	2	-	-	9	2	-	-	-	2	-	4	1	-	5	-	-	-	-	-	3	-	-	-	3	-	-	-	-	-
14 Porter, Logan	4	2	-	-	6	3	-	-	-	3	3	-	-	-	3	1	1	-	-	2	7	2	-	-	9	-	-	-	-	-
Pratto, Nick	-	1	-	-	1	1	-	-	-	1	2	-	-	-	2	3	-	-	-	3	2	1	-	-	3	-	-	-	-	-
25 Reetz, Jakson	1	1	-	-	2	-	-	-	-	-	1	-	-	-	1	1	-	-	-	1	2	2	-	-	4	-	-	-	-	-
15 Reyes, Franmil	1	-	-	-	1	1	-	-	-	1	-	-	-	-	-	-	-	-	-	-	-	1	-	-	1	-	-	-	-	-
0 Taylor, Samad	10	2	-	-	12	5	1	-	-	6	3	2	-	-	5	3	-	-	-	3	7	-	-	-	7	1	1	1	-	3
	49	16	1	0	66	30	6	0	0	36	24	12	1	2	39	23	4	0	0	27	45	14	0	0	59	5	2	1	0	8

			HITTING STREAKS										ON-BASE STREAKS												
PLAYER	CURRENT	LONGEST	DATES/RESULTS										CURRENT	LONGEST	DATES/RESULTS										
			START	END	AVG	2B	3B	HR	RBI	OPS	START	END			AVG	2B	HR	BB	HBP	OBP					
19 Alexander, CJ	5	5	4/29	5/6	.278 (5-18)	1	0	0	3	.611		5	5 (3x)	4/29	5/6	.278 (5-18)	1	0	0	0	0	.278			
16 Blanco, Dairon	2	5	4/9	4/19	.353 (6-17)	3	0	0	0	1.005		4	5 (3x)	4/22	4/28	.267 (4-15)	1	0	2	0	0	.353			
3 Bradley, Tucker	-	3	4/6	4/8	.500 (4-8)	0	1	0	0	1.417		3	5	4/6	4/12	.364 (8-22)	3	3	1	0	0	.391			
17 Castellano, Angelo	-	3 (2x)	4/14	4/19	.375 (3-8)	1	0	0	1	.833		6	9	4/1	4/19	.320 (8-25)	2	2	6	0	0	.438			
28 Gentry, Tyler	-	5	4/5	4/9	.350 (7-20)	1	0	1	6	.967		-	9 (2x)	4/12	4/23	.167 (5-30)	1	1	9	2	0	.390			
18 Hicklen, Brewer	-	2	5/3	5/4	.222 (2-9)	0	0	0	3	.444		-	5	4/30	5/5	.222 (4-18)	2	0	4	0	0	.364			
13 Loftin, Nick	4	6	4/5	4/14	.417 (10-24)	2	0	3	8	1.298		4	6	4/5	4/14	.417 (10-24)	2	3	1	0	0	.423			
14 Porter, Logan	-	7	4/1	4/12	.370 (10-27)	2	0	4	7	1.268		-	11	4/1	4/20	.333 (13-39)	4	5	6	0	0	.413			
25 Reetz, Jakson	5	5	4/23	5/5	.353 (6-17)	4	0	1	3	1.186		5	5	4/23	5/5	.353 (6-17)	4	1	1	1	1	.421			
15 Reyes, Franmil	-	-	-	-	-	-	-	-	-	-		-	-	-	-	-	-	-	-	-	-	-			
0 Taylor, Samad	-	6	4/7	4/13	.345 (10-29)	3	0	1	7	.897		-	14	4/7	4/26	.328 (19-58)	4	1	6	1	0	.400			

BOLD indicates longest streak in 2023 among active players

Italics indicates longest personal streak is active

PITCHES/PLATE APPEARANCE & PLATE APPEARANCE DEPTH									PINCH-HITTING LOG (4)					
PLAYER	AVG. P/PA	TOTAL PA	TOTAL P	LONGEST PA (#)	DATE	INN.	PITCHER	RESULT	#	DATE	INNING	PINCH HITTER	HITTING FOR	RESULT
19 Alexander, CJ	3.88	89	345	8 (2x)	4/26 @ NAS	▲ 5	Caleb Boushley (NAS)	Popout (P4)	1.	4/5 vs. Toledo	▼ 9	CJ Alexander	Angelo Castellano	Fielder's Choice (4-6)
16 Blanco, Dairon	3.74	95	355	10	5/2 vs. LOU	▼ 7	Ricky Karcher (LOU)	Walk	2.	4/14 @ Iowa	▲ 8	Tucker Bradley	Angelo Castellano	2-RBI Double
3 Bradley, Tucker	3.90	68	265	10	4/29 @ NAS	▲ 3	Robert Stock (NAS)	Groundout (4-3)	3.	4/18 vs. Gwinnett	▼ 9	Tucker Bradley	Angelo Castellano	Strikeout Looking
17 Castellano, Angelo	4.25	77	327	10	4/18 vs. GWN	▼ 3	Michael Soroka (GWN)	Strikeout Swinging	4.	4/29 @ Nashville	▲ 8	Logan Porter	CJ Alexander	Strikeout Swinging
6 Dungan, Clay	5.67	3	17	9	5/5 vs. LOU	▼ 2	Brandon Williamson (LOU)	Flyout (F7)	5.					
Eaton, Nate	4.30	27	116	10	4/29 @ NAS	▲ 7	Pedro Fernandez (NAS)	Flyout (F9)	6.					
Fermin, Freddy	3.84	58	223	8	4/20 vs. GWN	▼ 5	Grant Holmes (GWN)	RBI Walk	7.					
Garcia, Maikel	4.39	112	492	10	4/12 @ IOW	▲ 3	Riley Thompson (IOW)	Strikeout Swinging	8.					
28 Gentry, Tyler	4.34	135	586	9	5/5 vs. LOU	▼ 7	Hunter Strickland (LOU)	Flyout (F8)	9.					
18 Hicklen, Brewer	3.90	30	117	7 (2x)	5/5 vs. LOU	▼ 4	Brandon Williamson (LOU)	Groundout (5-3)	10.					
13 Loftin, Nick	3.31	114	377	8 (2x)	4/14 @ IOW	▲ 8	Manuel Rodriguez (IOW)	Groundout (3-1)	11.					
14 Porter, Logan	4.34	88	382	8 (3x)	4/28 @ NAS	▲ 4	Adrian Houser (NAS)	Strikeout Looking	12.					
Pratto, Nick	4.39	80	351	8 (5x)	4/23 vs. GWN	▼ 3	Nick Margevicius (GWN)	Single	13.					
25 Reetz, Jakson	4.10	41	168	13	4/21 vs. GWN	▼ 2	Allan Winans (GWN)	Strikeout Swinging	14.					
15 Reyes, Franmil	3.86	14	54	7	5/5 vs. LOU	▼ 3	Brandon Williamson (LOU)	Strikeout Swinging	15.					
0 Taylor, Samad	3.82	142	543	9	4/25 @ NAS	▲ 1	Robert Gasser (NAS)	Strikeout Looking						
	4.02	1,173	4,718											

Omaha Pinch Hitters: 1-for-4, 2B, 2 RBI

Most-Used Pinch Hitter: Tucker Bradley (1x)

Most Frequently Pinch-Hit For: Angelo Castellano (3x)

PITCH TIMER VIOLATIONS CALLED ON OMAHA HITTERS (1)

DATE	INNING	UMPIRE	HITTER	COUNT AT CALL	BATTER RESULT (COUNT)
1. 4/12 @ Iowa	▲ 9	Tom Hanahan	Samad Taylor (1)	0-1	Single (0-2)
2.					
3.					
4.					
5.					
6.					
7.					

HR #	PLAYER (SEASON #)	GM # - DATE	OPPONENT	PITCHER	PITCH TYPE	DIRECTION	ON BASE	INNING	OUTS	COUNT	SCORE	FINAL	DISTANCE	EXIT VELO	LAUNCH ANGLE
1.	Logan Porter (1)	2 - April 1	@ Indianapolis	Caleb Smith (L)	4-seam FB	LF	0	▲ 4	1	2-2	3-0	W, 12-1	417 FT	106.6 MPH	32°
2.	Jakson Reetz (1)	2 - April 1	@ Indianapolis	Caleb Smith (L)	Slider	LF	3	▲ 5	2	2-1	8-0	W, 12-1	408 FT	103.9 MPH	25°
3.	Dairon Blanco (1)	3 - April 2	@ Indianapolis	Mike Burrows	4-seam FB	LCF	0	▲ 5	2	3-2	1-3	W, 8-3	411 FT	105.2 MPH	23°
4.	Samad Taylor (1)	3 - April 2	@ Indianapolis	J.C. Flowers	4-seam FB	LF	0	▲ 8	0	2-1	2-3	W, 8-3	334 FT	104.5 MPH	22°
5.	Nick Loftin (1)	3 - April 2	@ Indianapolis	Daniel Zamora (L)	4-seam FB	LF	2	▲ 8	1	1-2	5-3	W, 8-3	362 FT	97.2 MPH	29°
6.	Maikel Garcia (1)	4 - April 4	vs. Toledo	Alex Faedo	4-seam FB	RF	0	▼ 1	1	2-1	1-0	L, 9-2	349 FT	94.3 MPH	35°
7.	Tyler Gentry (1)	5 - April 5	vs. Toledo	Tyler Holton (L)	Cutter	CF	2	▼ 6	0	2-0	3-1	L, 7-6	417 FT	106.5 MPH	27°
8.	Logan Porter (2)	5 - April 5	vs. Toledo	Tyler Holton (L)	Slider	LF	0	▼ 6	0	3-1	4-1	L, 7-6	346 FT	103.3 MPH	37°
9.	Logan Porter (3)	5 - April 5	vs. Toledo	Matt Wisler	4-seam FB	RCF	0	▼ 8	0	2-2	5-6	L, 7-6	364 FT	94.7 MPH	34°
10.	Nick Loftin (2)	6 - April 6	vs. Toledo	Brenan Haniffee	Slider	LCF	0	▼ 2	0	2-2	1-1	L, 8-5	401 FT	101.8 MPH	32°
11.	CJ Alexander (1)	6 - April 6	vs. Toledo	Brenan Haniffee	Sinker	CF	0	▼ 4	1	2-2	3-6	L, 8-5	409 FT	101.1 MPH	35°
12.	Logan Porter (4)	7 - April 7	vs. Toledo	Reese Olson	4-seam FB	LF	0	▼ 3	0	3-2	5-2	W, 9-4	395 FT	104.3 MPH	45°
13.	Freddy Fermin (1)	8 - April 8	vs. Toledo	Will Vest	Slider	CF	3	▼ 3	2	0-0	6-1	W, 13-8	401 FT	102.1 MPH	42°
14.	Angelo Castellano (1)	8 - April 8	vs. Toledo	Will Vest	4-seam FB	LCF	1	▼ 4	0	2-0	8-1	W, 13-8	401 FT	102.8 MPH	33°
15.	Freddy Fermin (2)	8 - April 8	vs. Toledo	Ashton Goudeau	Changeup	CF	1	▼ 5	0	1-1	10-1	W, 13-8	428 FT	105.9 MPH	28°
16.	CJ Alexander (2)	8 - April 8	vs. Toledo	Ashton Goudeau	Changeup	LF	0	▼ 7	0	1-0	11-8	W, 13-8	351 FT	92.4 MPH	43°
17.	Angelo Castellano (2)	9 - April 9	vs. Toledo	Alex Faedo	4-seam FB	LF	0	▼ 3	1	0-0	1-0	L, 8-2	373 FT	98.0 MPH	25°
18.	Samad Taylor (2)	10 - April 11	@ Iowa	Roenis Elias (L)	4-seam FB	CF	2	▲ 5	2	0-2	3-9	L, 9-6	405 FT	100.9 MPH	25°
19.	Freddy Fermin (3)	10 - April 11	@ Iowa	Brandon Hughes (L)	4-seam FB	LF	1	▲ 6	2	0-1	6-9	L, 9-6	398 FT	100.3 MPH	33°
20.	CJ Alexander (3)	11 - April 12	@ Iowa	Riley Thompson	Changeup	RF	0	▲ 2	0	1-0	2-1	W, 10-6	394 FT	104.3 MPH	24°
21.	Tyler Gentry (2)	11 - April 12	@ Iowa	Riley Thompson	Slider	LF	0	▲ 3	2	1-2	3-1	W, 10-6	393 FT	103.3 MPH	26°
22.	Tucker Bradley (1)	11 - April 12	@ Iowa	Rowan Wick	4-seam FB	RCF	1	▲ 6	2	1-1	7-3	W, 10-6	392 FT	98.2 MPH	29°
23.	Nick Loftin (3)	11 - April 12	@ Iowa	Anthony Kay (L)	Slider	CF	0	▲ 8	0	2-1	8-6	W, 10-6	420 FT	104.3 MPH	28°
24.	Nick Loftin (4)	12 - April 13	@ Iowa	Nick Neidert	4-seam FB	LF	0	▲ 4	2	3-2	1-11	L, 14-1	370 FT	100.4 MPH	38°
25.	Nick Pratto (1)	15 - April 19	vs. Gwinnett	Beau Burrows	Slider	CF	0	▼ 2	0	1-2	1-1	L, 6-2	399 FT	100.2 MPH	26°
26.	Logan Porter (5)	15 - April 19	vs. Gwinnett	Beau Burrows	Slider	LF	0	▼ 4	1	1-2	2-3	L, 6-2	350 FT	94.9 MPH	50°
27.	CJ Alexander (4)	17 - April 21	vs. Gwinnett	Allan Winans	Changeup	RF	0	▼ 2	2	0-0	1-1	L, 7-3	395 FT	96.2 MPH	37°
28.	Nick Pratto (2)	18 - April 22	vs. Gwinnett	Dylan Dodd (L)	Changeup	RF	1	▼ 1	2	3-1	2-0	L, 5-2	350 FT	88.4 MPH	39°
29.	Nate Eaton (1)	22 - April 27	@ Nashville	Janson Junk	Sweeper	LF	0	▲ 2	2	2-2	1-0	W, 2-1	403 FT	103.0 MPH	32°
30.	Freddy Fermin (4)	24 - April 29	@ Nashville	Robert Stock	4-seam FB	RCF	2	▲ 1	1	3-1	4-0	L, 6-5 (10)	381 FT	104.3 MPH	23°
31.	Tyler Gentry (3)	25 - April 30	@ Nashville	Robert Gasser (L)	4-seam FB	LF	1	▲ 3	2	1-0	2-1	W, 10-6	391 FT	100.6 MPH	33°
32.	Logan Porter (6)	25 - April 30	@ Nashville	Robert Gasser (L)	Slider	LF	0	▲ 4	0	2-1	3-1	W, 10-6	389 FT	102.3 MPH	29°
33.	Freddy Fermin (5)	25 - April 30	@ Nashville	Robert Gasser (L)	Changeup	LF	0	▲ 5	1	2-0	5-1	W, 10-6	368 FT	94.8 MPH	35°
34.	Nick Loftin (5)	28 - May 4	vs. Louisville	Silvino Bracho	Slider	LF	0	▼ 7	0	0-0	8-11	L, 12-10	365 FT	101.1 MPH	19°
35.	Jakson Reetz (2)	29 - May 5	vs. Louisville	Brandon Williamson (L)	4-seam FB	LF	1	▼ 2	1	0-0	2-1	W, 6-2	346 FT	100.2 MPH	27°
36.	Nick Loftin (6)	29 - May 5	vs. Louisville	Brandon Williamson (L)	Slider	CF	0	▼ 6	0	0-0	3-1	W, 6-2	395 FT	105.6 MPH	24°
37.	Angelo Castellano (3)	30 - May 6	vs. Louisville	Ryan Nutof	Curveball	LF	1	▼ 7	2	2-2	8-8	W, 11-9	376 FT	95.2 MPH	29°

HOME RUN BREAKDOWN

[illegible]

INNING DISTRIBUTION

1st Inning	2nd Inning	3rd Inning	4th Inning	5th Inning	6th Inning	7th Inning	8th Inning	9th Inning	10th Inning	11th Inning
3	6	5	6	5	5	3	4	-	-	-

NOTABLE STORM CHASERS HOME RUNS

BACK-TO-BACK HOMERS (1)		2-HOMER GAMES (2)		3-HOMER GAMES (0)		GRAND SLAMS (2)	
PLAYERS	DATE/OPPONENT (INN.)	PLAYER (CAREER NO.)	DATE/OPPONENT	PLAYER (CAREER NO.)	DATE/OPPONENT	PLAYER (CAREER NO.)	DATE/OPPONENT (INN.)
Tyler Gentry & Logan Porter	4/5 vs. Toledo (6th)	Logan Porter (3rd)	4/5 vs. Toledo			Jakson Reetz (1st)	4/1 @ Indianapolis (5th)
		Freddy Fermin (4th)	4/8 vs. Toledo			Freddy Fermin (3rd)	4/8 vs. Toledo (3rd)

LEADOFF HOMERS (0)		INSIDE-THE PARK HOMERS (0)		PINCH-HIT HOMERS (0)		WALK-OFF HOMERS (0)	
PLAYER (CAREER NO.)	DATE/OPPONENT	PLAYER (CAREER NO.)	DATE/OPPONENT (INN.)	PLAYER (CAREER NO.)	DATE/OPPONENT (INN.)	PLAYER	DATE/OPPONENT

HOME RUN SITUATION	# OF	DATE OF LAST	BATTER ('23 HR #)	PITCHER	COUNT	RUNNERS ON	OUTS	INNING	SCORE @ HR	FINAL
GO-AHEAD HOME RUN	9	May 5 vs. Louisville	Jakson Reetz (2)	Brandon Williamson	0-0	1	1	▼ 2	2-1	W, 6-2
GAME-TYING HOME RUN	4	May 6 vs. Louisville	Angelo Castellano (3)	Ryan Nutof	2-2	1	2	▼ 7	8-8	W, 11-9

NOTABLE OPPOSING HOME RUNS

BACK-TO-BACK HOMERS (1)		2-HOMER GAMES (0)		3-HOMER GAMES (1)		GRAND SLAMS (1)	
PLAYERS	DATE/OPPONENT (INN.)	PLAYER (CAREER NO.)	DATE/OPPONENT	PLAYER (CAREER NO.)	DATE/OPPONENT	PLAYER	DATE/OPPONENT (INN.)
Encarnacion-Strand & Benson	5/4 vs Louisville (1st)			Christian Encarnacion-Strand (1)	5/4 vs. Louisville	Andy Ibáñez	April 6 vs. Toledo (3rd)

LEADOFF HOMERS (4)		INSIDE-THE PARK HOMERS (0)		PINCH-HIT HOMERS (0)		WALK-OFF HOMERS (0)	
PLAYER	DATE/OPPONENT	PLAYER	DATE/OPPONENT (INN.)	PLAYER	DATE/OPPONENT (INN.)	PLAYER	DATE/OPPONENT
Christopher Morel	4/14 @ Iowa						
Forrest Wall	4/19 vs. Gwinnett						
Michael Siani	5/3 vs. Louisville						
Michael Siani	5/5 vs. Louisville						

AFTER-INNING RECORDS

	LEADING	TRAILING	TIED
AFTER 1 INNING	1 - 4	4 - 7	7 - 7
AFTER 2 INNINGS	4 - 5	6 - 6	2 - 7
AFTER 3 INNINGS	7 - 5	3 - 9	2 - 4
AFTER 4 INNINGS	8 - 2	3 - 13	1 - 3
AFTER 5 INNINGS	8 - 2	4 - 14	0 - 2
AFTER 6 INNINGS	8 - 3	4 - 15	0 - 0
AFTER 7 INNINGS	7 - 3	4 - 14	1 - 1
AFTER 8 INNINGS	1 - - 0	2 - 16	0 - 2

STORM CHASERS BIG INNINGS

DATE	INNING	RUNS
1. April 2 @ Indianapolis	8th	7
2. April 8 vs. Toledo	3rd	6
3.		
4.		
5.		
6.		
7.		
8.		

SCORE BY INNINGS

	1	2	3	4	5	6	7	8	9	10	11+	TOTAL
Omaha	18	13	18	14	27	19	16	24	18	0	0	167
Opponents	30	23	24	14	17	34	14	27	11	1	0	195
Difference	-12	-10	-6	0	10	-15	2	-3	7	-1	0	-28
SCORE BY INNINGS V. LOUISVILLE	1	2	3	4	5	6	7	8	9	10	11+	TOTAL
Omaha	5	3	1	1	5	3	9	3	5	0	0	35
Louisville	6	4	9	3	3	11	1	1	2	0	0	40
vs. Louisville Difference	-1	-1	-8	-2	2	-8	8	2	3	0	0	-5

MULTI-RUN INNINGS

	2	3	4	5	6	7	8	9	10+	TOTAL
Storm Chasers	16	11	7	2	1	1	-	-	-	38
Opponents	21	16	5	3	3	-	-	-	-	48

RECORD BY RUNS SCORED/ALLOWED

RUNS	0	1	2	3	4	5	6	7	8	9	10	11	12	13+
SCORED	0 - 1	0 - 2	1 - 4	0 - 4	0 - 2	1 - 2	1 - 2	0 - 0	2 - 0	1 - 0	2 - 1	2 - 0	1 - 0	1 - 0
ALLOWED	0 - 0	1 - 0	1 - 0	2 - 0	1 - 2	0 - 2	3 - 2	0 - 3	2 - 3	1 - 3	0 - 1	0 - 0	0 - 1	0 - 1

RECORD BY MARGIN OF VICTORY/DEFEAT

1 Run	2 Runs	3 Runs	4 Runs	5 Runs	6 Runs	7 Runs	8 Runs	9 Runs	10+ Runs
1 - 3	3 - 1	1 - 5	3 - 2	3 - 2	0 - 3	0 - 1	0 - 0	0 - 0	1 - 1

2023 STORM CHASERS MONTH BY MONTH

HITTING

MONTH	AVG	G	AB	R	H	TB	2B	3B	HR	RBI	BB	IBB	SO	SB	CS	OBP	SLG	OPS	SAC	SF	HBP	GIDP	LOB
MARCH	.300	1	40	8	12	16	2	1	0	8	9	0	12	5	0	.429	.400	.829	0	0	0	0	14
APRIL	.250	24	799	124	200	352	49	2	33	118	99	0	204	38	8	.337	.441	.778	1	11	11	24	156
MAY	.262	5	168	35	44	67	9	1	4	32	22	0	38	11	2	.364	.399	.763	1	2	6	4	35
JUNE																							
JULY																							
AUGUST																							
SEPTEMBER																							
TOTAL	.254	30	1007	167	256	435	60	4	37	158	130	0	254	54	10	.345	.432	.777	2	13	17	28	205

PITCHING

MONTH	W	L	ERA	G	GS	CG	SHO	GF	HLD	SV	SVO	IP	H	R	ER	HR	HB	BB	SO	WP	BK	WHIP	AVG
MARCH	1	0	6.00	1	1	0	0	1	0	1	1	9.0	11	6	6	1	1	2	7	0	1	1.44	.297
APRIL	9	15	5.65	24	24	0	0	24	11	3	7	212.0	238	149	133	30	17	104	198	16	2	1.61	.284
MAY	2	3	7.40	5	5	0	0	5	1	2	2	45.0	58	40	37	13	2	19	43	3	0	1.71	.317
JUNE																							
JULY																							
AUGUST																							
SEPTEMBER																							
TOTAL	12	18	5.95	30	30	0	0	30	12	6	10	266.0	307	195	176	44	20	125	248	19	3	1.62	.290

2023 WALK-OFF TRACKER (0 FOR, 2 AGAINST)

GAME #	DATE	OPPONENT	FINAL (INN.)	PLAYER	WINNING RUN	PITCHER	HOW	OUTS	COUNT
23	April 28	@ Nashville	L, 4-3 (9)	Brian Navarreto	Skye Bolt	Josh Dye	Throwing error by 3B Maikel Garcia	2	1-0
24	April 29	@ Nashville	L, 6-5 (10)	Keston Hiura	Eddy Alvarez	Evan Sisk	Infield single to SS Angelo Castellano	1	2-1

Bold Indicates Omaha Walk-Off Win

2023 STORM CHASERS EJECTIONS (3)

DATE	INNING	WHO (POSITION) / # IN 2023	WHY	UMPIRE (POSITION)
April 21 vs. Gwinnett	▼ 6	Mike Jirschele (Manager) / 1st	Balls/Strikes	Takahito Matsuda (Home Plate)
April 21 vs. Gwinnett	▲ 7	Dane Johnson (Pitching Coach) / 1st	Balk	Takahito Matsuda (Home Plate)
April 21 vs. Gwinnett	▼ 8	CJ Alexander (Designated Hitter) / 1st	Balls/Strikes	Takahito Matsuda (Home Plate)

PITCHING

vs. Left-Handed Starter	4-6
vs. Right-Handed Starter	8-12
WITH Left-Handed Starter	5-5
WITH Right-Handed Starter	7-13

0-4 strikeouts	0-1
5-9 strikeouts	8-12
10+ strikeouts	4-5

0 runs of support	0-6
1-4 runs of support	9-10
5-9 runs of support	3-2
10+ runs of support	

SCORING

1-Run Games	1-3
2-Run Games	3-1
3-4-Run Games	4-7
5+ Run Games	4-7

Extra Innings	0-1
Shutouts	0-1
Doubleheaders	

Scoring 0-2 Runs	1-7
3-5 Runs	1-8
6-9 Runs	4-2
10+ Runs	6-1

Opponent 0-2 Runs	3-0
3-5 Runs	3-4
6-9 Runs	6-11
10+ Runs	0-3

Scored in 1st Inning	3-6
Opponent scored in 1st	7-10
Scores first	4-6
Opponent scores first	8-12

HITTING

Omaha 0-5 hits	1-5
6-9 hits	1-10
10+ hits	10-3

Opponent 0-5 hits	1-0
6-9 hits	6-3
10+ hits	5-15

Hit 0 home runs	3-7
1 home run	3-7
2 home runs	2-3
3+ home runs	4-1

Opponent hit 0 home runs	4-3
1 home run	5-6
2 home runs	3-4
3+ home runs	0-5

Out-hit opponent	8-2
Out-hit by opponent	3-16
Hits are tied	1-0

Leave 0-5 runners on base	3-9
6-9 on base	6-8
10+ on base	3-1

Opponent leaves 0-5 runners on base	2-4
6-9 on base	6-9
10+ on base	4-5

Steals 0 bases	2-9
1 base	1-2
2 bases	3-4
3+ bases	6-3

Opponent steals 0 bases	3-7
1 base	6-8
2 bases	2-1
3+ bases	1-2

FIELDING

Made 0 errors	8-6
1 error	1-8
2 errors	1-3
3+ errors	2-1

Opponent made 0 errors	4-9
1 error	3-6
2 errors	3-2
3+ errors	2-1

LONGEST WIN STREAK

LONGEST LOSING STREAK

LONGEST HOME WINNING STREAK

LONGEST HOME LOSING STREAK

LONGEST ROAD WINNING STREAK

LONGEST ROAD LOSING STREAK

LARGEST MARGIN OF VICTORY

LARGEST MARGIN OF DEFEAT

LONGEST GAME, INNINGS

LONGEST GAME, TIME

LONGEST 9-INNING GAME, TIME

SHORTEST 9-INNING GAME, TIME

SHORTEST GAME, TIME

LARGEST COMEBACK WIN

LARGEST MARGIN OF LEAD SURRENDERED (LOSS)

MOST ERRORS, TEAM

MOST ERRORS, PLAYER

LARGEST CROWD, HOME

LARGEST CROWD, ROAD

WARMEST FIRST PITCH

COLDEST FIRST PITCH

MOST RUNS SCORED, GAME

MOST RUNS SCORED, INNING

MOST CONSECUTIVE INNINGS SCORED

FEWEST HITS, GAME

MOST HITS, GAME

MOST DOUBLES, GAME

MOST TRIPLES, GAME

MOST HOME RUNS, GAME

MOST EXTRA-BASE HITS, GAME

MOST RBI, GAME

MOST RUNNERS LOB, GAME

MOST TOTAL BASES, GAME

MOST WALKS, GAME

MOST STRIKEOUTS, GAME

FEWEST STRIKEOUTS, GAME

MOST STOLEN BASES, GAME

MOST HIT BY PITCHES

MOST RUNS, GAME

MOST HITS, GAME

MOST DOUBLES, GAME

MOST TRIPLES, GAME

MOST HOME RUNS, GAME

MOST RBI, GAME

MOST WALKS, GAME

MOST STRIKEOUTS, GAME

MOST STOLEN BASES, GAME ^

MOST HIT BY PITCHES, GAME

MOST RUNS ALLOWED, GAME

MOST RUNS ALLOWED, INNING

FEWEST HITS ALLOWED, GAME

MOST HITS ALLOWED, GAME

FEWEST STRIKEOUTS, GAME

MOST STRIKEOUTS, GAME

FEWEST WALKS ALLOWED, GAME

MOST WALKS ALLOWED, GAME

MOST HOME RUNS ALLOWED, GAME

MOST RUNS ALLOWED, GAME

MOST EARNED RUNS ALLOWED, GAME ^

FEWEST HITS ALLOWED, GAME (STARTER)

MOST HITS ALLOWED, GAME

MOST HOME RUNS ALLOWED, GAME ^

MOST STRIKEOUTS

MOST CONSECUTIVE STRIKEOUTS

MOST WALKS ALLOWED, GAME

MOST HIT BATTERS, GAME

MOST INNINGS PITCHED, STARTER

MOST PITCHES THROWN, STARTER

MOST INNINGS PITCHED, RELIEVER

MOST PITCHES THROWN, RELIEVER

TEAM HIGHS

3 Games	March 31 - April 2
5 Games	April 18 - April 22
2 Games	May 5 - May 6
3 Games	April 4 - April 6
5 Games	April 18 - April 22
2 Games (2x)	Last: April 28 - April 29
11 Runs	4/1 @ Indianapolis (12-1 Win)
13 Runs	4/13 @ Iowa (14-1 Loss)
10 Innings	4/29 @ Nashville (6-5 Loss, 10 Innings)
3:16	4/14 @ Iowa (11-8 Win)
3:16	4/14 @ Iowa (11-8 Win)
2:14 (2x)	Last: 5/5 vs. Louisville (6-2 Win)
2:14 (2x)	Last: 5/5 vs. Louisville (6-2 Win)
6 Runs, After 4th	5/6 vs. Louisville (11-9 Win)
4 Runs, Middle 2nd	4/29 @ Nashville (6-5 Loss, 10 Innings)
3 (3x)	Last: 4/23 vs. Gwinnett (5-3 Win)
2, Maikel Garcia	4/23 vs. Gwinnett (5-3 Win)
6,641	4/19 vs. Gwinnett (6-2 Loss)
9,833	4/29 @ Nashville (6-5 Loss, 10 Innings)
81 Degrees	4/13 @ Iowa (14-1 Loss)
35 Degrees	4/5 vs. Toledo (7-6 Loss)

OFFENSIVE HIGHS

13	4/8 vs. Toledo (13-8 Win)
7, 8th Inning	4/2 @ Indianapolis (8-3 Win)
5, 1st-5th Innings	4/7 vs. Toledo (9-4 Win)
3	4/20 vs. Gwinnett (9-3 Loss)
16	4/1 @ Indianapolis (12-1 Win)
5	4/12 @ Iowa (10-6 Win)
1 (4x)	Last: 5/2 vs. Louisville (10-4 Loss)
4 (2x)	Last: 4/12 @ Iowa (10-6 Win)
9	4/12 @ Iowa (10-6 Win)
13	4/8 vs. Toledo (13-8 Win)
14	3/31 @ Indianapolis (8-6 Win)
29	4/12 @ Iowa (10-6 Win)
11	4/20 vs. Gwinnett (9-3 Loss)
12 (4x)	Last: 4/25 @ Nashville (8-3 Loss)
4	4/13 @ Iowa (14-1 Loss)
6 (2x)	Last: 5/4 vs. Louisville (12-10 Loss)
4	5/6 vs. Louisville (11-9 Win)

INDIVIDUAL OFFENSIVE HIGHS

3 (6x)	Last: Samad Taylor, 5/4 vs. Louisville (12-10 Loss)
4, Freddy Fermin	4/11 @ Iowa (9-6 Loss)
2 (3x)	Last: Tyler Gentry, 5/3 vs. Louisville (7-4 Loss)
1 (4x)	Last: Tyler Gentry, 5/2 vs. Louisville (10-4 Loss)
2 (2x)	Last: Freddy Fermin, 4/8 vs. Toledo (13-8 Win)
6, Freddy Fermin	4/8 vs. Toledo (13-8 Win)
3 (4x)	Last: Freddy Fermin, 4/30 @ Nashville (10-6 Win)
3 (13x)	Last: Logan Porter, 4/28 @ Nashville (4-3 Loss)
4, Samad Taylor	5/4 vs. Louisville (12-10 Loss)
2, Tyler Gentry	5/6 vs. Louisville (11-9 Win)

PITCHING HIGHS

14	4/13 @ Iowa (14-1 Loss)
6 (2x)	Last: 2nd Inning, 4/13 @ Iowa (14-1 Loss)
5	4/1 @ Indianapolis (12-1 Win)
15	4/13 @ Iowa (14-1 Loss)
3	4/18 vs. Gwinnett (4-1 Loss)
14	4/14 @ Iowa (11-8 Win)
1	4/19 vs. Gwinnett (6-2 Loss)
8	4/6 vs. Toledo (8-5 Loss)
6	5/4 vs. Louisville (12-10 Loss)

INDIVIDUAL PITCHING HIGHS

11, Jonathan Heasley	4/13 @ Iowa (14-1 Loss)
11, Jonathan Heasley	4/13 @ Iowa (14-1 Loss)
1 (3x)	Last: Drew Parrish (6.0 IP), 4/28 @ Nashville (4-3 Loss)
10, Drew Parrish	5/4 vs. Louisville (12-10 Loss)
5, Drew Parrish	5/4 vs. Louisville (12-10 Loss)
7, Jonathan Heasley	4/19 vs. Gwinnett (6-2 Loss)
3 (5x)	Last: Austin Cox, 4/21 vs. Gwinnett (7-3 Loss)
4 (4x)	Last: Drew Parrish, 4/22 vs. Gwinnett (5-2 Loss)
2, Andrés Núñez	4/22 vs. Gwinnett (5-2 Loss)
7.0, Jonathan Heasley	4/19 vs. Gwinnett (6-2 Loss)
104, Jonathan Heasley	4/25 @ Nashville (8-3 Loss)
3.2, Marcelo Martinez	4/29 @ Nashville (6-5 Loss, 10 Innings)
65, Austin Cox	4/6 vs. Toledo (8-5 Loss)

^ Indicates All-Time Storm Chasers Record Tied

* Indicates All-Time Storm Chasers Record Set

STATCAST LEADERS

LONGEST MEASURED HOMER DISTANCE (TOP 5)			HIGHEST BATTED BALL EXIT VELOCITY (TOP 5)			HIGHEST PITCH VELOCITY (TOP 5)			HIGHEST PITCH SPIN RATE (TOP 5)		
Player	Distance (Pitcher)	Date	Player	Exit Velo (Batted Ball Type)	Date	Player	Pitch Velo (Pitch Result)	Date	Player	Spin Rate (Pitch Type)	Date
Freddy Fermin	428 (2-Run off Ashton Goudeau)	4/8 vs. TOL	CJ Alexander	115.3 (Double vs. Reese Olson)	4/7 vs. TOL	Jackson Kowar	99.3 (Justin Dean, Ball)	4/18 vs. GWN	Josh Dye	3,329 (81.2mph Changeup vs. Joe Hudson)	4/21 vs. GWN
Nick Loftin	420 (Solo off Anthony Kay)	4/12 @ IOW	Brewer Hicklen	110.4 (Double vs. Robert Gasser)	4/30 @ NAS	Josh Staumont	99.1 (Jermaine Palacios, Strikeout)	4/9 vs. TOL	Mike Mayers	3,238 (82.1mph Slider vs. Volmer Sánchez)	4/23 vs. GWN
Logan Porter	417 (Solo off Caleb Smith)	4/1 @ IND	Dairon Blanco	109.6 (Double Play vs. Kervin Castro)	4/7 vs. TOL	Jackson Kowar	99.0 (Justin Dean, Walk)	4/18 vs. GWN	Jonathan Heasley	3,090 (93.8mph 45-Fastball vs. Abraham Toro)	4/30 @ NAS
Tyler Gentry	417 (3-Run off Tyler Holton)	4/5 vs. TOL	Franmil Reyes	108.6 (Double vs. Alan Busenitz)	5/4 vs. LOU	Josh Staumont	98.9 (Jermaine Palacios, Foul Ball)	4/9 vs. TOL	Josh Staumont	3,058 (81.0mph Curveball vs. Miguel Andujar)	3/31 @ IND
Dairon Blanco	411 (Solo off Mike Burrows)	4/2 @ IND	CJ Alexander	108.5 (Groundout vs. Ryan Nutof)	5/3 vs. LOU	Josh Staumont	98.8 (Michael Papierski, Ball)	4/9 vs. TOL	Drew Parrish	3,000 (89.9mph Sinkers vs. Michael Siani)	5/4 vs. LOU

														STORM CHASERS				OPPONENT			
GM #	MARCH	OPPONENT	SCORE	RECORD	STANDINGS	WIN	LOSS	SAVE	TEMP.	1ST PITCH	TIME	ATT.	HOME ATT.	R	H	E	LO	R	H	E	LO
1	3/31	@ Indianapolis	W, 8-6	1-0	1st +0.5	C. Snider (1-0)	Y. De Los Santos (0-1)	J. Staumont (1)	66°	7:05 PM	2:54	8,095		8	12	0	14	6	11	2	7
														STORM CHASERS				OPPONENT			
GM #	APRIL	OPPONENT	SCORE	RECORD	STANDINGS	WIN	LOSS	SAVE	TEMP.	1ST PITCH	TIME	ATT.	HOME ATT.	R	H	E	LO	R	H	E	LO
2	4/1	@ Indianapolis	W, 12-1	2-0	1st +1.0	D. Parrish (1-0)	C. Smith (0-1)	-	42°	1:37 PM	2:26	4,012		12	16	0	11	1	5	2	3
3	4/2	@ Indianapolis	W, 8-3	3-0	1st +1.0	J. Kowar (1-0)	D. Zamora (0-1)	-	49°	1:36 PM	2:53	4,240		8	12	0	9	3	11	2	10
4	4/4	TOLEDO	L, 9-2	3-1	2nd -0.5	B. White (1-0)	M. Castillo (0-1)	-	55°	6:42 PM	2:27	3,200	3,200	2	6	0	6	9	12	0	5
5	4/5	TOLEDO	L, 7-6	3-2	2nd -1.0	T. Holton (1-0)	R. Weiss (0-1)	M. Díaz (2)	35°	12:07 PM	2:40	1,405	4,605	6	8	2	6	7	12	1	9
6	4/6	TOLEDO	L, 8-5	3-3	3rd -2.0	J. Fry (1-0)	J. Kowar (1-1)	M. Del Pozo (1)	45°	12:06 PM	2:48	1,607	6,212	5	7	1	4	8	10	2	9
7	4/7	TOLEDO	W, 9-4	4-3	2nd -1.0	J. Heasley (1-0)	R. Olson (0-2)	-	70°	6:35 PM	2:35	1,968	8,180	9	12	0	6	4	9	0	11
8	4/8	TOLEDO	W, 13-8	5-3	2nd -0.5	M. Martinez (1-0)	M. Lorenzen (0-1)	-	71°	2:05 PM	2:49	2,070	10,250	13	12	3	4	8	13	0	12
9	4/9	TOLEDO	L, 8-2	5-4	2nd -1.5	T. Holton (2-0)	M. Castillo (0-2)	-	73°	2:11 PM	2:57	2,119	12,369	2	6	3	12	8	13	0	11
10	4/11	@ Iowa	L, 9-6	5-5	5th -2.5	R. Elias (1-0)	M. Mayers (0-1)	M. Rodriguez (1)	79°	6:38 PM	2:34	3,557		6	10	0	6	9	7	1	6
11	4/12	@ Iowa	W, 10-6	6-5	5th -1.5	J. Kowar (2-0)	R. Thompson (0-1)	-	77°	12:09 PM	2:26	4,085		10	12	0	5	6	8	0	4
12	4/13	@ Iowa	L, 14-1	6-6	6th -2.5	N. Neidert (1-1)	J. Heasley (1-1)	-	81°	6:38 PM	2:18	3,647		1	6	1	4	14	15	0	8
13	4/14	@ Iowa	W, 11-8	7-6	6th -2.0	C. Snider (2-0)	M. Rodriguez (1-1)	N. Wittgren (1)	79°	7:09 PM	3:16	6,257		11	11	2	10	8	11	3	10
	4/15	@ Iowa	PPD/Rain (To be made up April 16)																		
14	4/16-17	@ Iowa	Cancelled/Snow																		
15	4/16-17	@ Iowa	Cancelled/Snow																		
14	4/18	GWINNETT	L, 4-1	7-7	5th -3.0	T. Tice (2-0)	J. Kowar (2-2)	Y. Ríos (1)	70°	6:39 PM	2:24	1,703	14,072	1	7	1	8	4	6	0	8
15	4/19	GWINNETT	L, 6-2	7-8	5th -4.0	B. Burrows (1-0)	J. Heasley (1-2)	-	70°	12:05 PM	2:15	6,641	20,713	2	6	0	5	6	10	0	3
16	4/20	GWINNETT	L, 9-3	7-9	6th -4.5	B. Moran (1-0)	M. Castillo (0-3)	-	56°	6:37 PM	2:47	2,026	22,739	3	3	1	10	9	10	1	5
17	4/21	GWINNETT	L, 7-3	7-10	7th -6.0	A. Winans (1-2)	E. Sisk (0-1)	-	44°	6:36 PM	3:01	2,041	24,780	3	9	2	9	7	11	0	8
18	4/22	GWINNETT	L, 5-2	7-11	6th -7.0	D. Dodd (1-0)	A. Núñez (0-1)	Y. Ríos (2)	42°	2:06 PM	2:27	3,025	27,805	2	4	1	2	5	10	0	10
19	4/23	GWINNETT	W, 5-3	8-11	6th -6.0	M. Mayers (1-1)	N. Kingham (0-3)	N. Wittgren (2)	49°	2:06 PM	2:23	2,046	29,851	5	12	3	6	3	8	0	9
20	4/25	@ Nashville	L, 8-3	8-12	6th -7.0	R. Gasser (1-0)	J. Heasley (1-3)	-	67°	6:39 PM	2:14	4,127		3	5	1	3	8	11	0	6
21	4/26	@ Nashville	L, 5-0	8-13	7th -8.0	C. Boushley (1-1)	M. Castillo (0-4)	-	68°	6:37 PM	2:27	5,455		0	4	0	5	5	11	1	8
22	4/27	@ Nashville	W, 2-1	9-13	7th -7.0	A. Cox (1-0)	J. Junk (2-1)	N. Wittgren (3)	61°	7:19 PM	2:28 (-:44)	3,507		2	8	0	7	1	6	1	8
23	4/28	@ Nashville	L, 4-3	9-14	7th -7.0	J. Bukauskas (1-0)	J. Dye (0-1)	-	69°	6:37 PM	2:26	6,707		3	5	1	3	4	7	1	4
24	4/29	@ Nashville	L, 6-5 (10)	9-15	8th -8.0	L. Erceg (3-0)	E. Sisk (0-2)	-	70°	6:39 PM	2:58	9,833		5	8	0	6	6	13	1	15
25	4/30	@ Nashville	W, 10-6	10-15	7th -7.0	A. Núñez (3-1)	J. Bukauskas (1-1)	-	61°	3:08 PM	3:00 (1:03)	9,469		10	11	1	9	6	9	3	9
APRIL Hitting Results: .250/.337/.441 (200-for-799), 49 2B, 2 3B, 33 HR, 124 R, 99 BB, 38 SB // APRIL Pitching Results: 9-15, 5.65 ERA (133 ER in 212.0 IP), 3/7 SV, 238 H, 30 HR, 104 BB, 198 K, 1.61 WHIP, 284 AVG																					
														STORM CHASERS				OPPONENT			
GM #	MAY	OPPONENT	SCORE	RECORD	STANDINGS	WIN	LOSS	SAVE	TEMP.	1ST PITCH	TIME	ATT.	HOME ATT.	R	H	E	LO	R	H	E	LO
26	5/2	LOUISVILLE	L, 10-4	10-16	8th -8.0	A. Abbott (1-0)	M. Castillo (0-5)	-	57°	12:06 PM	2:57	2,024	31,875	4	6	0	10	10	14	2	8
27	5/3	LOUISVILLE	L, 7-4	10-17	10th -9.0	B. Lively (4-0)	M. Martinez (1-1)	-	60°	11:07 AM	2:20	3,364	35,239	4	10	1	5	7	11	0	7
28	5/4	LOUISVILLE	L, 12-10	10-18	10th -9.0	R. Wynne (1-1)	D. Parrish (1-1)	-	77°	6:36 PM	2:45	3,333	38,572	10	11	1	9	12	13	4	4
29	5/5	LOUISVILLE	W, 6-2	11-18	10th -8.0	M. Mayers (2-1)	B. Williamson (1-4)	J. Kowar (1)	63°	6:36 PM	2:14	5,735	44,307	6	5	0	3	2	7	1	7
30	5/6	LOUISVILLE	W, 11-9	12-18	8th -7.5	E. Sisk (1-2)	J. Kuhnel (0-1)	J. Cuas (1)	78°	6:37 PM	2:57	3,872	48,179	11	12	0	8	9	13	1	6
31	5/7	LOUISVILLE																			
32	5/9	@ Scranton/WB																			
33	5/10	@ Scranton/WB																			
34	5/11	@ Scranton/WB																			
35	5/12	@ Scranton/WB																			
36	5/13	@ Scranton/WB																			
37	5/14	@ Scranton/WB																			
38	5/16	TOLEDO																			
39	5/17	TOLEDO																			
40	5/18	TOLEDO																			
41	5/19	TOLEDO																			
42	5/20	TOLEDO																			
43	5/21	TOLEDO																			
44	5/23	@ St. Paul																			
45	5/24	@ St. Paul																			
46	5/25	@ St. Paul																			
47	5/26	@ St. Paul																			
48	5/27	@ St. Paul																			
49	5/28	@ St. Paul																			
50	5/30	MEMPHIS																			
51	5/31	MEMPHIS																			
MAY Hitting Results: // MAY Pitching Results:																					
														STORM CHASERS				OPPONENT			
GM #	JUNE	OPPONENT	SCORE	RECORD	STANDINGS	WIN	LOSS	SAVE	TEMP.	1ST PITCH	TIME	ATT.	HOME ATT.	R	H	E	LO	R	H	E	LO
52	6/1	MEMPHIS																			
53	6/2	MEMPHIS																			
54	6/3	MEMPHIS																			
55	6/4	MEMPHIS																			
56	6/6	@ Indianapolis																			
57	6/7	@ Indianapolis																			
58	6/8	@ Indianapolis																			
59	6/9	@ Indianapolis																			
60	6/10	@ Indianapolis																			
61	6/11	@ Indianapolis																			
62	6/13	COLUMBUS																			
63	6/14	COLUMBUS																			
64	6/15	COLUMBUS																			
65	6/16	COLUMBUS																			
66	6/17	COLUMBUS																			
67	6/18	COLUMBUS																			
68	6/20	@ Rochester																			
69	6/21	@ Rochester																			
70	6/22	@ Rochester																			
71	6/23	@ Rochester																			
72	6/24	@ Rochester																			
73	6/25	@ Rochester																			
1ST HALF Hitting Results: // 1ST HALF Pitching Results:																					

[illegible]

JUNE Hitting Results: TBD// JUNE Pitching Results: TBD

[illegible]

JULY Hitting Results: TBD // JULY Pitching Results: TBD

[illegible]

AUGUST Hitting Results: TBD // AUGUST Pitching Results: TBD

[illegible]

SEPTEMBER Hitting Results: TBD // SEPTEMBER Pitching Results: TBD
2ND HALF Hitting Results: TBD // 2ND HALF Pitching Results: TBD

LF

Tucker Bradley, 16 (6-10)
Dairon Blanco, 6 (3-3)
Brewer Hicklen, 3 (1-2)
Nick Pratto, 3 (1-2)
Franmil Reyes, 1 (1-0)
Tyler Gentry, 1 (0-1)

CF

Dairon Blanco, 15 (8-7)
Samad Taylor, 10 (2-8)
Nate Eaton, 4 (2-2)
Brewer Hicklen, 1 (0-1)

RF

Tyler Gentry, 24 (10-14)
CJ Alexander, 4 (1-3)
Dairon Blanco, 1 (1-0)
Nate Eaton, 1 (0-1)

SS

Angelo Castellano, 15 (3-12)
Maikel Garcia, 14 (8-6)
Clay Dungan, 1 (0-1)

2B

Samad Taylor, 19 (9-10)
Nick Loftin, 7 (1-6)
Angelo Castellano, 4 (2-2)

SP

Mike Mayers, 7 (3-4)
Jonathan Heasley, 6 (3-3)
Drew Parrish, 5 (2-3)
Max Castillo, 5 (0-5)
Austin Cox, 4 (3-1)
Daniel Mengden, 1 (1-0)
Jackson Kowar, 1 (0-1)
Marcelo Martinez, 1 (0-1)

3B

Nick Loftin, 17 (9-8)
Maikel Garcia, 10 (2-8)
Angelo Castellano, 2 (1-1)
Nate Eaton, 1 (0-1)

1B

Nick Pratto, 15 (6-9)
CJ Alexander, 9 (3-6)
Logan Porter, 6 (3-3)

DH

CJ Alexander, 8 (5-3)
Tyler Gentry, 4 (2-2)
Logan Porter, 4 (1-3)
Brewer Hicklen, 3 (1-2)
Jakson Reetz, 3 (1-2)
Franmil Reyes, 2 (1-1)
Freddy Fermin, 2 (0-2)
Nick Loftin, 2 (0-2)
Tucker Bradley, 1 (1-0)
Dairon Blanco, 1 (0-1)

C

Freddy Fermin, 12 (6-6)
Logan Porter, 11 (3-8)
Jakson Reetz, 7 (3-4)

1	2	3	4	5	6	7	8	9
Samad Taylor, 29 (11-18) Dairon Blanco, 1 (1-0)	Maikel Garcia, 24 (10-14) Nick Loftin, 3 (2-1) Nate Eaton, 2 (0-2) CJ Alexander, 1 (0-1)	Tyler Gentry, 25 (9-16) Nick Pratto, 4 (3-1) Nate Eaton, 1 (0-1)	Nick Pratto, 14 (5-9) Logan Porter, 6 (1-5) Tyler Gentry, 4 (3-1) Franmil Reyes, 3 (2-1) Freddy Fermin, 1 (1-0) CJ Alexander, 1 (0-1) Nick Loftin, 1 (0-1)	Nick Loftin, 21 (7-14) CJ Alexander, 3 (3-0) Logan Porter, 3 (2-1) Nate Eaton, 1 (0-1) Freddy Fermin, 1 (0-1) Nick Pratto, 1 (0-1)	CJ Alexander, 12 (5-7) Logan Porter, 9 (2-7) Jakson Reetz, 3 (0-3) Freddy Fermin, 2 (2-0) Brewer Hicklen, 2 (1-1) Nate Eaton, 1 (1-0) Nick Loftin, 1 (1-0)	Freddy Fermin, 10 (3-7) Dairon Blanco, 7 (3-4) Jakson Reetz, 5 (3-2) Brewer Hicklen, 3 (0-3) CJ Alexander, 2 (1-1) Logan Porter, 2 (1-1) Nate Eaton, 1 (1-0)	Dairon Blanco, 14 (7-7) Tucker Bradley, 8 (3-5) Brewer Hicklen, 2 (1-1) Jakson Reetz, 2 (1-1) CJ Alexander, 2 (0-2) Angelo Castellano, 2 (0-2)	Angelo Castellano, 19 (6-13) Tucker Bradley, 8 (3-5) Dairon Blanco, 2 (2-0) Clay Dungan, 1 (1-0)

PLAYER	GS	POSITION										BATTING ORDER								
		C	1B	2B	3B	SS	LF	CF	RF	OF	DH	1ST	2ND	3RD	4TH	5TH	6TH	7TH	8TH	9TH
Tyler Gentry	29					1			24	25	4			25	4					
Samad Taylor	29			19					10	10		29								
Nick Loftin	26			7		17					2		3		1	21	1			
Maikel Garcia	24				10	14							24							
Dairon Blanco	23					6	15	1		22	1	1						7	13	2
CJ Alexander	21		9						4	4	8		1		1	3	12	2	2	
Angelo Castellano	21			4	2	15													2	19
Logan Porter	21	11	6								4				7	3	9	2		
Nick Pratto	18		15			3				3			4	13	1					
Tucker Bradley	17					16				16	1								9	8
Freddy Fermin	14	12									2			1	1	2	10			
Jakson Reetz	10	7									3						3	5	2	
Brewer Hicklen	7					3	1			4	3						2	3	2	
Nate Eaton	6				1			4	1	5			2	1		1	1	1		
Franmil Reyes	3					1				1	2			3						
Clay Dungan	1					1														1

OUTFIELD ASSISTS (9)

DAIRON BLANCO (3)	LF	1
	CF	2
TUCKER BRADLEY (1)	LF	1
NATE EATON (1)	CF	1
TYLER GENTRY (1)	RF	1
BREWER HICKLEN (1)	LF	1
FRANMIL REYES (1)	LF	1
SAMAD TAYLOR (1)	CF	1

OF LINEUP COMBOS

30 Games
29 Unique Lineup Combinations Used

MOST USED LINEUP (2x)

PLAYER	Pos.
1. Samad Taylor	2B
2. Maikel Garcia	SS
3. Nick Pratto	1B
4. Tyler Gentry	RF
5. Nick Loftin	3B
6. CJ Alexander	DH
7. Freddy Fermin	C
8. Dairon Blanco	CF
9. Tucker Bradley	LF

STORM CHASERS POSITION PRODUCTION

	AVG	AB	H	TB	2B	3B	HR	RBI	BB	SO	OBP	SLG	OPS	SAC	SF	HBP	GIDP
C	.296	108	32	61	8	0	7	21	13	30	.382	.565	.947	0	0	2	2
1B	.198	116	23	48	5	1	6	15	11	31	.267	.414	.681	0	3	1	3
2B	.246	118	29	42	5	1	2	16	13	24	.321	.356	.677	0	2	1	2
3B	.289	121	35	63	7	0	7	25	11	16	.351	.521	.872	0	1	1	7
SS	.239	109	26	42	7	0	3	23	15	31	.325	.385	.710	0	2	0	0
LF	.189	95	18	29	3	1	2	11	21	29	.355	.305	.660	0	1	4	4
CF	.318	110	35	48	7	0	2	9	16	25	.415	.436	.851	1	1	3	5
RF	.219	114	25	43	7	1	3	15	17	29	.333	.377	.710	0	3	4	3
DH	.286	112	32	57	10	0	5	21	13	37	.365	.509	.874	1	0	1	2

STORM CHASERS BATTING ORDER PRODUCTION

	AVG	AB	H	TB	2B	3B	HR	RBI	BB	SO	OBP	SLG	OPS	SAC	SF	HBP	GIDP
1st	.311	122	38	53	7	1	2	19	16	24	.387	.434	.821	0	3	1	2
2nd	.233	120	28	42	8	0	2	22	18	28	.336	.350	.686	0	1	1	3
3rd	.232	112	26	45	6	2	3	17	20	29	.364	.402	.766	0	3	5	3
4th	.207	116	24	47	5	0	6	15	14	34	.289	.405	.694	0	4	1	5
5th	.279	122	34	65	7	0	8	23	6	27	.321	.533	.854	0	1	2	7
6th	.276	116	32	65	9	0	8	18	9	32	.328	.560	.888	0	0	0	2
7th	.231	104	24	40	7	0	3	18	14	27	.333	.385	.718	1	0	2	2
8th	.272	92	25	35	7	0	1	6	21	27	.432	.380	.812	1	0	5	2
9th	.243	103	25	43	4	1	4	20	12	26	.319	.417	.736	0	1	0	2

[illegible]

DATE	OPPONENT	RESULT	1	2	3	4	5	6	7	8	9
3/31	@ Indianapolis	W, 8-6	Samad Taylor	Maikel Garcia	Nick Pratto	Tyler Gentry	CJ Alexander	Nick Loftin	Freddy Fermin	Dairon Blanco	Tucker Bradley
4/1	@ Indianapolis	W, 12-1	Samad Taylor	Maikel Garcia	Nick Pratto	Tyler Gentry	Nick Loftin	Logan Porter	Jakson Reetz	Dairon Blanco	Angelo Castellano
4/2	TOLEDO	W, 8-3	Samad Taylor	Maikel Garcia	Nick Pratto	Tyler Gentry	Nick Loftin	CJ Alexander	Freddy Fermin	Dairon Blanco	Tucker Bradley
4/4	TOLEDO	L, 9-2	Samad Taylor	Maikel Garcia	Nick Pratto	Tyler Gentry	Nick Loftin	CJ Alexander	Freddy Fermin	Dairon Blanco	Tucker Bradley
4/5	TOLEDO	L, 7-6	Samad Taylor	Maikel Garcia	Nick Pratto	Logan Porter	Nick Loftin	Jakson Reetz	Freddy Fermin	Dairon Blanco	Angelo Castellano
4/6	TOLEDO	L, 8-5	Samad Taylor	Maikel Garcia	Tyler Gentry	Logan Porter	Nick Loftin	CJ Alexander	Freddy Fermin	Dairon Blanco	Tucker Bradley
4/7	TOLEDO	W, 9-4	Samad Taylor	Maikel Garcia	Tyler Gentry	Logan Porter	CJ Alexander	Freddy Fermin	Dairon Blanco	Tucker Bradley	Angelo Castellano
4/8	TOLEDO	W, 13-8	Samad Taylor	Maikel Garcia	Nick Pratto	Nick Pratto	Nick Loftin	Freddy Fermin	Dairon Blanco	Tucker Bradley	Angelo Castellano
4/9	TOLEDO	L, 6-2	Samad Taylor	Maikel Garcia	Tyler Gentry	CJ Alexander	Nick Pratto	Logan Porter	Dairon Blanco	Jakson Reetz	Angelo Castellano
4/11	@ Iowa	L, 5-6	Samad Taylor	Maikel Garcia	Tyler Gentry	Nick Pratto	Nick Loftin	Logan Porter	Freddy Fermin	Dairon Blanco	Tucker Bradley
4/12	@ Iowa	W, 10-6	Samad Taylor	Maikel Garcia	Nick Pratto	Nick Pratto	Nick Loftin	CJ Alexander	Logan Porter	Dairon Blanco	Tucker Bradley
4/13	@ Iowa	W, 14-1	Samad Taylor	Maikel Garcia	Tyler Gentry	Nick Pratto	Nick Loftin	CJ Alexander	Freddy Fermin	Angelo Castellano	Tucker Bradley
4/14	@ Iowa	W, 11-8	Samad Taylor	Maikel Garcia	Tyler Gentry	Logan Porter	Nick Loftin	CJ Alexander	Freddy Fermin	Dairon Blanco	Angelo Castellano
4/15	@ Iowa	Cancelled, snow									
4/16 G1	@ Iowa	Cancelled, snow									
4/16 G2	@ Iowa	Cancelled, snow									
4/18	GWINNETT	L, 4-1	Samad Taylor	Maikel Garcia	Tyler Gentry	Nick Pratto	Nick Loftin	Logan Porter	Freddy Fermin	CJ Alexander	Angelo Castellano
4/19	GWINNETT	L, 7-3	Samad Taylor	Maikel Garcia	Tyler Gentry	Nick Pratto	Logan Porter	Jakson Reetz	Dairon Blanco	Angelo Castellano	Tucker Bradley
4/20	GWINNETT	L, 9-3	Samad Taylor	Maikel Garcia	Tyler Gentry	Nick Pratto	Nick Loftin	Logan Porter	Freddy Fermin	Dairon Blanco	Angelo Castellano
4/21	GWINNETT	L, 7-3	Samad Taylor	Maikel Garcia	Tyler Gentry	Nick Pratto	Nick Loftin	CJ Alexander	Jakson Reetz	Tucker Bradley	Angelo Castellano
4/22	GWINNETT	L, 5-2	Samad Taylor	Maikel Garcia	Tyler Gentry	Nick Pratto	Nick Loftin	CJ Alexander	Logan Porter	Dairon Blanco	Angelo Castellano
4/23	GWINNETT	W, 5-3	Dairon Blanco	Maikel Garcia	Nick Pratto	Nick Pratto	Nick Loftin	CJ Alexander	Jakson Reetz	Tucker Bradley	Angelo Castellano
4/25	@ Nashville	L, 8-3	Samad Taylor	Maikel Garcia	Tyler Gentry	Nick Pratto	Nick Loftin	Logan Porter	Dairon Blanco	Tucker Bradley	Angelo Castellano
4/26	@ Nashville	L, 5-0	Samad Taylor	Maikel Garcia	Tyler Gentry	Nick Pratto	Nick Loftin	Logan Porter	CJ Alexander	Jakson Reetz	Angelo Castellano
4/27	@ Nashville	W, 2-1	Samad Taylor	Maikel Garcia	Tyler Gentry	Nick Pratto	Nick Loftin	Nate Eaton	CJ Alexander	Jakson Reetz	Dairon Blanco
4/28	@ Nashville	L, 4-3	Samad Taylor	Maikel Garcia	Tyler Gentry	Logan Porter	Nate Eaton	Brewer Hicklen	Dairon Blanco	CJ Alexander	Angelo Castellano
4/29	@ Nashville	L, 6-5 (10)	Samad Taylor	Maikel Garcia	Nate Eaton	Nick Loftin	Freddy Fermin	CJ Alexander	Jakson Reetz	Tucker Bradley	Angelo Castellano
4/30	@ Nashville	W, 10-6	Samad Taylor	Samad Taylor	Tyler Gentry	Freddy Fermin	Nick Loftin	Logan Porter	Nate Eaton	Brewer Hicklen	Dairon Blanco
5/1	LOUISVILLE	L, 7-4	Samad Taylor	Nate Eaton	Tyler Gentry	Logan Porter	Nick Loftin	Jakson Reetz	Brewer Hicklen	Dairon Blanco	Angelo Castellano
5/2	LOUISVILLE	L, 7-4	Samad Taylor	Nate Eaton	Tyler Gentry	Logan Porter	Nick Loftin	CJ Alexander	Brewer Hicklen	Tucker Bradley	Angelo Castellano
5/4	LOUISVILLE	L, 12-10	Samad Taylor	CJ Alexander	Tyler Gentry	Frankmil Reyes	Nick Loftin	Logan Porter	Brewer Hicklen	Tucker Bradley	Angelo Castellano
5/5	LOUISVILLE	W, 6-2	Samad Taylor	Nick Loftin	Tyler Gentry	Frankmil Reyes	Logan Porter	Brewer Hicklen	Jakson Reetz	Dairon Blanco	Clay Dungan
5/7	LOUISVILLE	W, 11-9	Samad Taylor	Nick Loftin	Tyler Gentry	Frankmil Reyes	Logan Porter	CJ Alexander	Dairon Blanco	Tucker Bradley	Angelo Castellano
5/9	@ Scranton/WB										
5/10	@ Scranton/WB										
5/11	@ Scranton/WB										
5/12	@ Scranton/WB										
5/13	@ Scranton/WB										
5/14	@ Scranton/WB										
5/16	TOLEDO										
5/17	TOLEDO										
5/18	TOLEDO										
5/19	TOLEDO										
5/20	TOLEDO										
5/21	TOLEDO										
5/23	@ St. Paul										
5/24	@ St. Paul										
5/25	@ St. Paul										
5/26	@ St. Paul										
5/27	@ St. Paul										
5/28	@ St. Paul										
5/30	MEMPHIS										
5/31	MEMPHIS										
6/1	MEMPHIS										
6/2	MEMPHIS										
6/3	MEMPHIS										
6/4	MEMPHIS										
6/6	@ Indianapolis										
6/7	@ Indianapolis										
6/8	@ Indianapolis										
6/9	@ Indianapolis										
6/10	@ Indianapolis										
6/11	@ Indianapolis										
6/13	COLUMBUS										
6/14	COLUMBUS										
6/15	COLUMBUS										
6/16	COLUMBUS										
6/17	COLUMBUS										
6/18	COLUMBUS										
6/20	@ Rochester										
6/21	@ Rochester										
6/22	@ Rochester										
6/23	@ Rochester										
6/24	@ Rochester										
6/25	@ Rochester										
6/28	IOWA										
6/29	IOWA										
6/30	IOWA										
7/1	IOWA										
7/2	IOWA										
7/3	IOWA										
7/4	@ Gwinnett										
7/5	@ Gwinnett										
7/6	@ Gwinnett										
7/7	@ Gwinnett										
7/8	@ Gwinnett										
7/9	@ Gwinnett										
7/14	INDIANAPOLIS										
7/15	INDIANAPOLIS										
7/16	INDIANAPOLIS										
7/18	ST. PAUL										
7/19	ST. PAUL										
7/20	ST. PAUL										
7/21	ST. PAUL										
7/22	ST. PAUL										
7/23	ST. PAUL										
7/25	@ Columbus										
7/26	@ Columbus										
7/27	@ Columbus										
7/28	@ Columbus										
7/29	@ Columbus										
7/30	@ Columbus										
8/1	@ Louisville										
8/2	@ Louisville										
8/3	@ Louisville										
8/4	@ Louisville										
8/5	@ Louisville										
8/6	@ Louisville										
8/8	IOWA										
8/9	IOWA										
8/10	IOWA										
8/11	IOWA										
8/12	IOWA										
8/13	IOWA										
8/15	@ Toledo										
8/16	@ Toledo										
8/17	@ Toledo										
8/18	@ Toledo										
8/19	@ Toledo										
8/20	@ Toledo										
8/22	ST. PAUL										
8/23	ST. PAUL										
8/24	ST. PAUL										
8/25	ST. PAUL										
8/26	ST. PAUL										
8/29	ST. PAUL										
8/29	LOUISVILLE										
8/30	LOUISVILLE										
8/31	LOUISVILLE										
9/1	LOUISVILLE										
9/2	LOUISVILLE										
9/3	LOUISVILLE										
9/5	@ Iowa										
9/6	@ Iowa										
9/7	@ Iowa										
9/8	@ Iowa										
9/9	@ Iowa										
9/10	@ Iowa										
9/12	INDIANAPOLIS										
9/13	INDIANAPOLIS										
9/14	INDIANAPOLIS										
9/15	INDIANAPOLIS										
9/16	INDIANAPOLIS										
9/17	INDIANAPOLIS										
9/19	@ Columbus										
9/20	@ Columbus										
9/21	@ Columbus										
9/22	@ Columbus										
9/23	@ Columbus										
9/24	@ Columbus										

DATE	OPPONENT	RESULT	IP	H	R	ER	BB	SO	2B	3B	HR	TB	AVG	WHIP	WP	BK	HB	GIDP	IBB	TBF	SV	SVO	ERA (SEASON)
3/31	@ Indianapolis	W, 8-6	9.0	11	6	6	2	7	4	0	1	18	(.297)	(1.44)	0	1	1	1	0	40	1	1	6.00
4/1	@ Indianapolis	W, 12-1	9.0	5	1	1	2	8	1	0	0	6	(.185)	(0.78)	0	0	2	5	0	31	0	0	3.50
4/2	@ Indianapolis	W, 8-3	9.0	11	3	3	5	10	1	1	1	17	(.314)	(1.78)	0	0	0	3	0	40	0	0	3.33
4/4	TOLEDO	L, 9-2	9.0	12	9	9	4	8	6	0	3	27	(.324)	(1.78)	0	0	0	1	0	41	0	0	4.75
4/5	TOLEDO	L, 7-6	9.0	12	7	6	5	10	3	0	1	18	(.316)	(1.89)	1	0	0	2	0	43	0	1	5.00
4/6	TOLEDO	L, 8-5	9.0	10	8	8	8	12	3	0	3	22	(.286)	(2.00)	0	0	0	1	0	44	0	0	5.50
4/7	TOLEDO	W, 9-4	9.0	9	4	4	5	8	0	2	1	16	(.250)	(1.56)	1	0	1	0	0	42	0	0	5.29
4/8	TOLEDO	W, 13-8	9.0	13	8	7	4	8	2	0	0	15	(.317)	(1.89)	0	1	2	1	0	47	0	0	5.50
4/9	TOLEDO	L, 8-2	9.0	13	8	6	4	10	2	0	3	24	(.317)	(1.89)	0	0	1	1	0	46	0	0	5.56
4/11	@ Iowa	L, 9-6	8.0	7	9	9	7	10	3	0	2	16	(.226)	(1.75)	0	0	1	0	0	39	0	0	5.97
4/12	@ Iowa	W, 10-6	9.0	8	6	6	2	10	2	1	2	18	(.235)	(1.11)	0	0	1	1	0	37	0	0	5.97
4/13	@ Iowa	L, 14-1	8.0	15	14	12	4	8	7	0	2	28	(.375)	(2.38)	0	0	2	0	0	46	0	0	6.54
4/14	@ Iowa	W, 11-8	9.0	11	8	7	4	14	2	0	2	19	(.297)	(1.67)	1	0	2	0	1	45	1	1	6.57
4/15	@ Iowa	PPD/Rain																					
4/16 G1	@ Iowa	Cancelled/Snow																					
4/16 G2	@ Iowa	Cancelled/Snow																					
4/18	GWINNETT	L, 4-1	9.0	6	4	4	6	3	0	1	0	8	(.207)	(1.33)	2	0	0	0	0	39	0	0	6.39
4/19	GWINNETT	L, 6-2	9.0	10	6	6	1	9	3	0	2	19	(.286)	(1.22)	0	0	0	1	0	36	0	0	6.36
4/20	GWINNETT	L, 9-3	9.0	10	9	6	5	7	1	1	1	16	(.286)	(1.67)	2	0	0	1	0	41	0	0	6.34
4/21	GWINNETT	L, 7-3	9.0	11	7	4	4	8	4	0	1	18	(.297)	(1.67)	4	1	0	2	0	42	0	0	6.20
4/22	GWINNETT	L, 5-2	9.0	10	5	4	5	5	1	0	1	14	(.294)	(1.67)	0	0	2	1	0	42	0	0	6.08
4/23	GWINNETT	W, 5-3	9.0	8	3	3	3	7	2	0	0	10	(.229)	(1.22)	2	0	0	1	0	39	1	1	5.91
4/25	@ Nashville	L, 8-3	8.0	11	8	8	3	5	2	1	2	21	(.333)	(1.75)	0	0	0	0	0	38	0	0	6.05
4/26	@ Nashville	L, 5-0	8.0	11	5	5	3	5	3	0	1	17	(.333)	(1.75)	0	0	0	0	0	37	0	0	6.03
4/27	@ Nashville	W, 2-1	9.0	6	1	1	5	10	1	0	0	7	(.200)	(1.22)	0	0	1	1	0	36	1	1	5.80
4/28	@ Nashville	L, 4-3	8.2	7	4	3	4	7	1	0	0	8	(.233)	(1.27)	0	0	0	3	0	34	0	1	5.68
4/29	@ Nashville	L, 6-5 (10)	9.1	13	6	5	6	7	2	0	1	18	(.325)	(2.04)	0	0	1	0	0	48	0	1	5.65
4/30	@ Nashville	W, 10-6	9.0	9	6	6	5	9	1	0	1	13	(.257)	(1.56)	3	0	1	0	0	42	0	1	5.66
5/2	LOUISVILLE	L, 10-4	9.0	14	10	10	5	8	1	0	1	18	(.368)	(2.11)	3	0	0	0	0	45	0	0	5.83
5/3	LOUISVILLE	L, 7-4	9.0	11	7	6	4	10	0	0	3	20	(.306)	(1.67)	0	0	1	1	0	41	0	0	5.84
5/4	LOUISVILLE	L, 12-10	9.0	13	12	10	4	8	1	1	6	34	(.333)	(1.89)	0	0	0	1	0	43	0	0	5.99
5/5	LOUISVILLE	W, 6-2	9.0	7	2	2	3	8	1	0	1	11	(.219)	(1.11)	0	0	0	0	0	36	1	1	5.85
5/6	LOUISVILLE	W, 11-9	9.0	13	9	9	3	9	4	0	2	23	(.342)	(1.78)	0	0	1	0	0	42	1	1	5.95
5/7	LOUISVILLE																						
5/9	@ Scranton/WB																						
5/10	@ Scranton/WB																						
5/11	@ Scranton/WB																						
5/12	@ Scranton/WB																						
5/13	@ Scranton/WB																						
5/14	@ Scranton/WB																						
5/16	TOLEDO																						
5/17	TOLEDO																						
5/18	TOLEDO																						
5/19	TOLEDO																						
5/20	TOLEDO																						
5/21	TOLEDO																						
5/23	@ St. Paul																						
5/24	@ St. Paul																						
5/25	@ St. Paul																						
5/26	@ St. Paul																						
5/27	@ St. Paul																						
5/28	@ St. Paul																						
5/30	MEMPHIS																						
5/31	MEMPHIS																						
6/1	MEMPHIS																						
6/2	MEMPHIS																						
6/3	MEMPHIS																						
6/4	MEMPHIS																						
6/6	@ Indianapolis																						
6/7	@ Indianapolis																						
6/8	@ Indianapolis																						
6/9	@ Indianapolis																						
6/10	@ Indianapolis																						
6/11	@ Indianapolis																						
6/13	COLUMBUS																						
6/14	COLUMBUS																						
6/15	COLUMBUS																						
6/16	COLUMBUS																						
6/17	COLUMBUS																						
6/18	COLUMBUS																						
6/20	@ Rochester																						
6/21	@ Rochester																						
6/22	@ Rochester																						
6/23	@ Rochester																						
6/24	@ Rochester																						
6/25	@ Rochester																						

DATE	OPPONENT	RESULT	AB	R	H	TB	2B	3B	HR	XBH	RBI	BB	IBB	SO	SB	CS	HBP	SAC	SF	GIDP	LOB	AVG (SEASON)
3/31	@ Indianapolis	W, 8-6	40	8	12	16	2	1	0	3	8	9	0	12	5	0	0	0	0	0	14	.300
4/1	@ Indianapolis	W, 12-1	42	12	16	24	2	0	2	4	12	6	0	10	3	0	0	0	2	0	11	.341
4/2	@ Indianapolis	W, 8-3	39	8	12	22	1	0	3	4	8	4	0	5	2	0	1	0	0	0	9	.331
4/4	TOLEDO	L, 9-2	29	2	6	12	1	1	1	3	2	6	0	7	2	0	0	0	0	4	6	.307
4/5	TOLEDO	L, 7-6	34	6	8	18	1	0	3	4	6	4	0	10	1	1	1	0	0	1	6	.293
4/6	TOLEDO	L, 8-5	32	5	7	15	0	1	2	3	3	3	0	12	2	1	0	0	1	1	4	.282
4/7	TOLEDO	W, 9-4	34	9	12	18	3	0	1	4	8	4	0	11	0	0	0	0	1	1	6	.292
4/8	TOLEDO	W, 13-8	36	13	12	26	2	0	4	6	13	5	0	9	0	0	0	0	0	0	4	.297
4/9	TOLEDO	L, 8-2	33	2	6	11	2	0	1	3	2	6	0	12	0	0	2	0	0	0	12	.285
4/11	@ Iowa	L, 9-6	38	6	10	20	4	0	2	6	6	1	0	6	0	0	0	0	0	0	6	.283
4/12	@ Iowa	W, 10-6	38	10	12	29	5	0	4	9	10	3	0	9	1	1	1	0	0	0	5	.286
4/13	@ Iowa	L, 14-1	31	1	6	12	3	0	1	4	1	1	0	4	0	0	0	0	0	1	4	.279
4/14	@ Iowa	W, 11-8	38	11	11	14	3	0	0	3	10	7	0	7	5	1	2	0	1	0	10	.280
4/15	@ Iowa	PPD/Rain																				
4/16 G1	@ Iowa	Cancelled/Snow																				
4/16 G2	@ Iowa	Cancelled/Snow																				
4/18	GWINNETT	L, 4-1	31	1	7	10	3	0	0	3	1	3	0	10	0	1	1	0	1	1	8	.277
4/19	GWINNETT	L, 6-2	31	2	6	14	2	0	2	4	2	3	0	7	2	0	0	0	0	1	5	.272
4/20	GWINNETT	L, 9-3	27	3	3	4	1	0	0	1	3	11	0	10	2	0	0	0	2	1	10	.264
4/21	GWINNETT	L, 7-3	35	3	9	13	1	0	1	2	3	4	0	8	1	0	0	0	0	1	9	.264
4/22	GWINNETT	L, 5-2	27	2	4	8	1	0	1	2	2	4	0	8	0	1	0	0	0	3	2	.259
4/23	GWINNETT	W, 5-3	31	5	12	15	3	0	0	3	5	4	0	7	6	1	0	0	0	0	6	.265
4/25	@ Nashville	L, 8-3	29	3	5	6	1	0	0	1	3	3	0	12	0	0	1	0	0	2	3	.261
4/26	@ Nashville	L, 5-0	30	0	4	5	1	0	0	1	0	2	0	7	3	0	0	0	0	2	5	.255
4/27	@ Nashville	W, 2-1	33	2	8	13	2	0	1	3	2	2	0	11	2	0	1	0	0	1	7	.255
4/28	@ Nashville	L, 4-3	30	3	5	5	0	0	0	0	2	3	0	9	3	1	0	0	0	1	3	.251
4/29	@ Nashville	L, 6-5 (10)	37	5	8	15	4	0	1	5	4	3	0	6	0	0	0	0	0	2	6	.250
4/30	@ Nashville	W, 10-6	34	10	11	23	3	0	3	6	10	7	0	7	3	0	1	1	3	1	9	.253
5/2	LOUISVILLE	L, 10-4	33	4	6	9	1	1	0	2	4	7	0	10	0	1	1	0	0	1	10	.250
5/3	LOUISVILLE	L, 7-4	34	4	10	13	3	0	0	3	4	2	0	6	0	0	0	0	0	3	5	.252
5/4	LOUISVILLE	L, 12-10	40	10	11	17	3	0	1	4	8	4	0	6	6	0	1	0	1	0	9	.253
5/5	LOUISVILLE	W, 6-2	30	6	5	12	1	0	2	3	6	3	0	10	3	0	0	0	0	0	3	.250
5/6	LOUISVILLE	W, 11-9	31	11	12	16	1	0	1	2	10	6	0	6	2	1	4	1	1	0	8	.254
5/7	LOUISVILLE																					
5/9	@ Scranton/WB																					
5/10	@ Scranton/WB																					
5/11	@ Scranton/WB																					
5/12	@ Scranton/WB																					
5/13	@ Scranton/WB																					
5/14	@ Scranton/WB																					
5/16	TOLEDO																					
5/17	TOLEDO																					
5/18	TOLEDO																					
5/19	TOLEDO																					
5/20	TOLEDO																					
5/21	TOLEDO																					
5/23	@ St. Paul																					
5/24	@ St. Paul																					
5/25	@ St. Paul																					
5/26	@ St. Paul																					
5/27	@ St. Paul																					
5/28	@ St. Paul																					
5/30	MEMPHIS																					
5/31	MEMPHIS																					
6/1	MEMPHIS																					
6/2	MEMPHIS																					
6/3	MEMPHIS																					
6/4	MEMPHIS																					
6/6	@ Indianapolis																					
6/7	@ Indianapolis																					
6/8	@ Indianapolis																					
6/9	@ Indianapolis																					
6/10	@ Indianapolis																					
6/11	@ Indianapolis																					
6/13	COLUMBUS																					
6/14	COLUMBUS																					
6/15	COLUMBUS																					
6/16	COLUMBUS																					
6/17	COLUMBUS																					
6/18	COLUMBUS																					
6/20	@ Rochester																					
6/21	@ Rochester																					
6/22	@ Rochester																					
6/23	@ Rochester																					
6/24	@ Rochester																					
6/25	@ Rochester																					

HITTING

SERIES	OPPONENT	DATES	AVG	G	AB	R	H	TB	2B	3B	HR	RBI	BB	IBB	SO	SB	CS	OBP	SLG	OPS	PA	SAC	SF	HBP	GIDP
SERIES 1	@ Indianapolis	3/31 - 4/2	.331	3	121	28	40	62	5	1	5	28	19	0	27	10	0	.420	.512	.932	143	0	2	1	0
SERIES 2	TOLEDO	4/4 - 4/9	.258	6	198	37	51	100	9	2	12	34	28	0	61	5	2	.355	.505	.860	231	0	2	3	7
SERIES 3	@ Iowa	4/11 - 4/16	.269	4	145	28	39	75	15	0	7	27	12	0	26	6	2	.335	.517	.852	161	0	1	3	1
SERIES 4	GWINNETT	4/18 - 4/23	.225	6	182	16	41	64	11	0	4	16	29	0	50	11	3	.330	.352	.682	215	0	3	1	7
SERIES 5	@ Nashville	4/25 - 4/30	.212	6	193	23	41	67	11	0	5	21	20	0	52	11	1	.292	.347	.639	220	1	3	3	9
SERIES 6	LOUISVILLE	5/2 - 5/7																							
SERIES 7	@ Scranton/WB	5/9 - 5/14																							
SERIES 8	TOLEDO	5/16 - 5/21																							
SERIES 9	@ St. Paul	5/23 - 5/28																							
SERIES 10	MEMPHIS	5/30 - 6/4																							
SERIES 11	@ Indianapolis	6/6 - 6/11																							
SERIES 12	COLUMBUS	6/13 - 6/18																							
SERIES 13	@ Rochester	6/20 - 6/25																							
SERIES 14	IOWA	6/28 - 7/3																							
SERIES 15	@ Gwinnett	7/4 - 7/9																							
SERIES 16	INDIANAPOLIS	7/14 - 7/16																							
SERIES 17	ST. PAUL	7/18 - 7/23																							
SERIES 18	@ Columbus	7/25 - 7/30																							
SERIES 19	@ Louisville	8/1 - 8/6																							
SERIES 20	IOWA	8/8 - 8/13																							
SERIES 21	@ Toledo	8/15 - 8/20																							
SERIES 22	ST. PAUL	8/22 - 8/27																							
SERIES 23	LOUISVILLE	8/29 - 9/3																							
SERIES 24	@ Iowa	9/5 - 9/10																							
SERIES 25	INDIANAPOLIS	9/12 - 9/17																							
SERIES 26	@ Columbus	9/19 - 9/24																							

PITCHING

SERIES	OPPONENT	DATES	W	L	ERA	G	GS	CG	SHO	GF	HLD	SV	SVO	IP	H	R	ER	HR	HB	BB	IBB	SO	AVG	WP	BK	GIDP
SERIES 1	@ Indianapolis	3/31 - 4/2	3	0	3.33	3	3	0	0	3	0	1	1	27.0	27	10	10	2	3	9	0	25	.273	0	1	9
SERIES 2	TOLEDO	4/4 - 4/9	2	4	6.67	6	6	0	0	6	0	0	1	54.0	69	44	40	11	4	30	0	56	.303	2	1	6
SERIES 3	@ Iowa	4/11 - 4/16	2	2	9.00	4	4	0	0	4	2	1	1	34.0	41	37	34	8	6	17	1	42	.289	1	0	1
SERIES 4	GWINNETT	4/18 - 4/23	1	5	4.50	6	6	0	0	6	3	1	1	54.0	55	34	27	5	2	24	0	39	.268	10	1	6
SERIES 5	@ Nashville	4/25 - 4/30	2	4	4.85	6	6	0	0	6	6	1	4	52.0	57	30	28	5	3	26	0	43	.284	3	0	4
SERIES 6	LOUISVILLE	5/2 - 5/7																								
SERIES 7	@ Scranton/WB	5/9 - 5/14																								
SERIES 8	TOLEDO	5/16 - 5/21																								
SERIES 9	@ St. Paul	5/23 - 5/28																								
SERIES 10	MEMPHIS	5/30 - 6/4																								
SERIES 11	@ Indianapolis	6/6 - 6/11																								
SERIES 12	COLUMBUS	6/13 - 6/18																								
SERIES 13	@ Rochester	6/20 - 6/25																								
SERIES 14	IOWA	6/28 - 7/3																								
SERIES 15	@ Gwinnett	7/4 - 7/9																								
SERIES 16	INDIANAPOLIS	7/14 - 7/16																								
SERIES 17	ST. PAUL	7/18 - 7/23																								
SERIES 18	@ Columbus	7/25 - 7/30																								
SERIES 19	@ Louisville	8/1 - 8/6																								
SERIES 20	IOWA	8/8 - 8/13																								
SERIES 21	@ Toledo	8/15 - 8/20																								
SERIES 22	ST. PAUL	8/22 - 8/27																								
SERIES 23	LOUISVILLE	8/29 - 9/3																								
SERIES 24	@ Iowa	9/5 - 9/10																								
Series 25	INDIANAPOLIS	9/12 - 9/17																								
Series 26	@ Columbus	9/19 - 9/24																								

 SERIES WINS: 1 (On Road)

 SERIES LOSSES: 3 (2 at Home, 1 on Road)

 SERIES SPLITS: 1 (On Road)

THE LAST TIME OMAHA...

THREW A PERFECT GAME	
THREW A 9-INNING NO-HITTER	6/20/1988 vs. Columbus (Luis Aquino, 2-0 win)
THREW A 7-INNING NO-HITTER	7/13/1990 @ Iowa [G1] (Gene Walter, 3-0 win)
THREW A COMBINED NO-HITTER	4/17/1997 vs. Oklahoma City (Jim Converse and Allen McDill, 2-0 win)

THREW A COMBINED 1-HITTER (9 Innings)	8/26/2019 vs. Nashville (5-0 Win) Pitchers: Arnaldo Hernandez (8.0 IP), Gabe Speier (1.0 IP)
THREW A COMBINED 1-HITTER (7 Innings)	
THREW A COMBINED 2-HITTER (9 Innings)	6/12/2022 vs. Lehigh Valley (10-0 Win) Pitchers: Zack Greinke (5.0 IP), Andrés Núñez (1.0 IP), Marcelo Martínez (2.0 IP) & Brad Peacock (1.0 IP)
THREW A COMBINED 2-HITTER (7 Innings)	
GOT NO-HIT (9 INNINGS)	June 7, 2017 vs. Nashville (4-0 Loss) Pitchers: Chris Smith, Sean Doolittle, Tucker Healy and Simon Castro,

GOT NO-HIT (LESS THAN 9 INNINGS)	6/29/2008 vs. Oklahoma [G1] (Dustin Nippert, 2-0 loss)
GOT 1-HIT	8/15/2021 vs. Iowa (10-0 Loss)
GOT 2-HIT	8/17/2022 @ Louisville (4-3 Loss)

THREW A COMBINED 9-INNING SHUTOUT	8/12/2022 @ Toledo (5-0 Win) Pitchers: Drew Parrish (6.0 IP), Collin Snider (2.0 IP), Sam Freeman (1.0 IP)
THREW SHUTOUTS IN 3 STRAIGHT GAMES	8/7/2018 vs. Salt Lake and 8/9 and 8/10/2018 @ Round Rock(5-0, 9-0, 2-0)
THREW BACK-TO-BACK SHUTOUTS	8/9 and 8/10/2018 @ Round Rock(9-0 Win & 2-0 Win)
GOT SHUT OUT IN BACK-TO-BACK GAMES	4/26/2023 @ Nashville (5-0 Loss)
GOT SHUT OUT IN 3 STRAIGHT GAMES	7/23 and 7/24/2022 vs. Iowa (10-0 Loss, 7-0 Loss)
GOT SHUT OUT (LESS THAN 9 INNINGS)	N/A (Since 2005)
	5/28, 2022 @ Louisville [G2] (3-0 Loss)

WON 10 GAMES IN A ROW	June 5 to June 16, 2012
WON 9 GAMES IN A ROW	May 22 to June 1, 2021
WON 8 GAMES IN A ROW	May 23 to May 30, 2010
WON 7 GAMES IN A ROW	July 21 to July 26, 2015
WON 6 GAMES IN A ROW	August 25 to August 31, 2021

LOST 10 GAMES IN A ROW	August 6 to August 16, 2006
LOST 8 GAMES IN A ROW	June 6 to June 14, 2016
LOST 7 GAMES IN A ROW	April 20 to April 28, 2019
LOST 6 GAMES IN A ROW	May 4 to May 9, 2018

STRUCK OUT 19+ OPPOSING HITTERS	5/6/2021 vs. St. Paul (19)
STRUCK OUT 17+ OPPOSING HITTERS	5/6/2021 vs. St. Paul (19)
STRUCK OUT 15+ OPPOSING HITTERS	9/22/2022 vs. Iowa (15)
STRUCK OUT 10+ OPPOSING HITTERS	5/3/2023 vs. Louisville (10)

SCORED 20+ RUNS IN ONE GAME	7/4/2022 vs. Toledo (20)
SCORED 15+ RUNS IN ONE GAME	7/4/2022 vs. Toledo (20)
SCORED 10+ RUNS IN ONE GAME	5/4/2023 vs. Louisville (10)
ALLOWED 20+ RUNS IN ONE GAME	9/11/2021 @ St. Paul (21)
ALLOWED 15+ RUNS IN ONE GAME	9/11/2022 vs. Indianapolis (19)
ALLOWED 10+ RUNS IN ONE GAME	5/4/2023 vs. Louisville (12)

HAD 27+ HITS IN ONE GAME	7/4/2022 vs. Toledo (27)
HAD 25+ HITS IN ONE GAME	7/4/2022 vs. Toledo (27)
HAD 20+ HITS IN ONE GAME	7/4/2022 vs. Toledo (27)
HAD 15+ HITS IN ONE GAME	4/11/2023 vs. Indianapolis (16)
HAD 10+ HITS IN ONE GAME	5/6/2023 vs. Louisville (12)
ALLOWED 22+ HITS IN ONE GAME	8/2/2019 @ Reno (23)
ALLOWED 20+ HITS IN ONE GAME	8/2/2019 @ Reno (23)
ALLOWED 15+ HITS IN ONE GAME	4/13/2023 @ Iowa (15)
ALLOWED 10+ HITS IN ONE GAME	5/6/2023 vs. Louisville (13)

WALKED 14+ TIMES IN ONE GAME	4/14/2022 vs. Louisville (14)
WALKED 10+ TIMES IN ONE GAME	4/20/2023 vs. Gwinnett (11)
WALKED 8+ TIMES IN ONE GAME	4/20/2023 vs. Gwinnett (11)
ALLOWED 13+ WALKS IN ONE GAME	5/8/2007 vs. Sacramento (13)
ALLOWED 10+ WALKS IN ONE GAME	9/21/2022 vs. Iowa (11)
ALLOWED 8+ WALKS IN ONE GAME	4/6/2023 vs. Toledo(8)

HIT 9+ HOME RUNS IN A GAME	7/3/2022 vs. Toledo (9)
HIT 7+ HOME RUNS IN A GAME	7/3/2022 vs. Toledo (9)
HIT 5+ HOME RUNS IN A GAME	7/3/2022 vs. Toledo (9)
HIT 3+ HOME RUNS IN A GAME	4/30/2023 @ Nashville (3)
ALLOWED 7+ HOME RUNS IN A GAME	9/5/2021 vs. Toledo (7)
ALLOWED 5+ HOME RUNS IN A GAME	5/4/2023 vs. Louisville (6)
ALLOWED 3+ HOME RUNS IN A GAME	5/4/2023 vs. Louisville (6)

HAD 2 PLAYERS HIT 2 HOME RUNS IN A GAME	Nate Eaton & Roman Quinn, 7/4/2022 vs. Toledo (20-6 win)
HIT BACK-TO-BACK HOME RUNS	4/5/2023 vs. Toledo, 6th inning (7-6 loss) Tyler Gentry (3-run) & Logan Porter (solo)
HIT 3 STRAIGHT HOME RUNS	5/21/2021 @ Iowa, 9th inning (9-8 loss) Anderson Miller (2-run), Sebastian Rivero (solo), Gabriel Cancel (solo)

SCORED 10+ RUNS IN AN INNING	12 Runs, 2nd Inning – 4/8/2019 @ Memphis (14-3 win)
SCORED 7+ RUNS IN AN INNING	7 Runs, 8th Inning – 4/2/2023 @ Indianapolis (8-3 win)
SCORED 5+ RUNS IN AN INNING	5 Runs, 5th Inning – 5/6/2023 vs. Louisville (11-9 win)
SCORED 5+ RUNS IN AN EXTRA INNING	6 Runs, 11th Inning – 8/3/2021 @ Columbus (11-7 win)
ALLOWED 10+ RUNS IN AN INNING	10 Runs, 6th Inning – 7/16/2012 vs. Oklahoma City (16-6 loss)
ALLOWED 7+ RUNS IN AN INNING	8 Runs, 4th Inning – 9/11/2022 vs. Indianapolis (19-9 loss)
ALLOWED 5+ RUNS IN AN INNING	6 Runs, 6th Inning – 5/2/2023 vs. Louisville(10-4 loss)
ALLOWED 5+ RUNS IN AN EXTRA INNING	6 Runs, 12th Inning – 7/7/2017 vs. Colorado Springs (8-4 loss)
WON A GAME BY 13+ RUNS	14 Runs – 7/4/2023 vs. Toledo (20-6 win)
WON A GAME BY 10+ RUNS	11 Runs – 4/1/2023 vs. Indianapolis (12-1 win)
LOST A GAME BY 15+ RUNS	16 Runs – 9/11/2022 vs. Indianapolis, (19-3 loss)
LOST A GAME BY 10+ RUNS	13 Runs – 4/13/2023 @ Iowa (14-1 loss)

SCORED 12+ RUNS IN CONSECUTIVE GAMES	9/25/2021 and 9/26/2021 vs. Indianapolis (12-3 Win & 11-2 loss)
SCORED 10+ RUNS IN CONSECUTIVE GAMES	6/26/2022 vs. Columbus & 6/28/2022 @ St. Paul (17-4 Win, 11-1 win)
SCORED JUST ONE RUN WITHOUT AN RBI	5/4/2019 vs. Iowa (6-1 loss)
SCORED MULTIPLE RUNS WITHOUT AN RBI	4/30/2018 @ Iowa (10-3 loss)
SCORED MORE RUNS THAT RECORDED HITS	4/8/2023 vs. Toledo(13-8 win, 13 R on 12 H)

TURNED 6 DOUBLE PLAYS IN ONE GAME	8/25/08 vs. New Orleans
TURNED 5 DOUBLE PLAYS IN ONE GAME	4/1/2023 @ Indianapolis
TURNED 4 DOUBLE PLAYS IN ONE GAME	8/24/2022 vs. Scranton/Wilkes-Barre
TURNED 3+ DOUBLE PLAYS IN ONE GAME	4/28/2023 @ Nashville (3)
TURNED A TRIPLE PLAY	6/31/1992 @ Denver, 1st Inning (3-2 win) 5-4-3 (Fielders: Sean Berry to Stu Cole to Jeff Conine Batter: Jim Tatum)

HIT INTO A TRIPLE PLAY	4/17/2015 vs. New Orleans, Cheslor Cuthbert, 1st Inning (5-3 loss) 5-3-4-6-5-3 (Fielders: Derek Dietrich to Justin Bour to Scott Sizemore to Miguel Rojas to Dietrich to Bour)
------------------------	---

COMMITTED 6 ERRORS	5/10/2012 @ Sacramento
COMMITTED 5 ERRORS	4/16/2006 @ Memphis
COMMITTED 4 ERRORS	6/29/2022 @ St. Paul
COMMITTED 3+ ERRORS	4/23/2023 vs. Gwinnett(3)

EVERY STORM CHASER IN THE STARTING LINEUP HAD A HIT	4/23/2023 vs. Gwinnett
EVERY STORM CHASER IN THE STARTING LINEUP SCORED A RUN	4/1/2023 vs. Indianapolis
EVERY STORM CHASER IN THE STARTING LINEUP HAD A HIT AND SCORED A RUN	
LINEUP BATTED AROUND TWICE IN ONE GAME	

WON ON THE LAST AT-BAT OF THE GAME (WALK-OFF WIN)	9/22/2022 vs. Iowa (5-4 Win, 13 innings)
LOST ON THE LAST AT-BAT OF THE GAME (WALK-OFF LOSS)	4/29/2023 @ Nashville (6-5 Loss, 10 innings)
PLAYED BACK-TO-BACK EXTRA-INNING GAMES	7/2 and 7/3/2019 @ Round Rock (7-6 Loss & 9-8 Loss, both 10 innings)

WON BOTH GAMES OF A DOUBLEHEADER	8/22/2022 vs. Scranton/Wilkes-Barre (9-4 Win & 12-10 Win)
PITCHED SHUTOUTS IN BOTH GAMES OF A DOUBLEHEADER	N/A (Since 2005)
LOST BOTH GAMES OF A DOUBLEHEADER	8/29/2018 vs. Colorado Springs (3-2 Loss & 7-0 Loss)
SHUT OUT IN BOTH GAMES OF A DOUBLEHEADER	6/2/2013 vs. Memphis (7-0 Loss, 5-0 Loss)

ALLOWED A 3-HOMER GAME	Christian Encarnacion-Strand, 5/4/2023 vs. Louisville
HAD A CYCLE HIT AGAINST THE CHASERS	Matt McClain, 5/4/2023 vs. Louisville

THE LAST TIME AN OMAHA HITTER...

HAD 6 HITS IN ONE GAME	Matt Diaz, 7/27/2005 @ Portland
HAD 5 HITS IN ONE GAME	Dairon Blanco, 9/15/2022 @ Columbus
HAD 4 HITS IN ONE GAME	Freddy Fermin, 4/11/2023 @ Iowa
HAD 3 HITS IN ONE GAME	Tucker Bradley, 5/6/2023 vs. Louisville

HIT 3 HOME RUNS IN ONE GAME	Ryan McCreary, 6/13/2021 @ St. Paul
HIT 2 HOME RUNS IN ONE GAME	Freddy Fermin, 4/8/2023 vs. Toledo
HIT 2 TRIPLES IN ONE GAME	Angel Franco, 5/6/2016 @ Iowa
HIT 4 DOUBLES IN ONE GAME	Jordan Parraz, 5/18/2010 @ Las Vegas
HIT 3 DOUBLES IN ONE GAME	Dairon Blanco, 9/15/2022 @ Columbus
HIT 2 DOUBLES IN ONE GAME	Tyler Gentry, 5/3/2023 vs. Louisville
HIT 2 SACRIFICE FLIES IN ONE GAME	Samad Taylor, 4/30/2023 @ Nashville

HIT A GRAND SLAM	Brent Rooker, 9/26/2022 @ St. Paul
HIT AN INSIDE-THE PARK HOME RUN	Bobby Witt Jr., 9/8/2021 @ St. Paul
LED OFF A HOME GAME WITH A HOME RUN	Drew Waters, 8/3/2022 vs. St. Paul
HIT A PINCH-HIT HOME RUN	Elier Hernández, 5/22/2019 vs. Iowa
HIT A WALK-OFF HOME RUN	Nate Eaton, 5/31/2022 vs. Indianapolis
HIT A WALK-OFF GRAND SLAM	Jimmy Goveas, 5/7/2022 vs. Columbus
HIT A WALK-OFF PINCH-HIT HOME RUN	Chad Santos, 8/23/2005 vs. New Orleans
HIT FOR THE CYCLE	Jimmy Paredes, 5/12/2014 vs. New Orleans

HAD 11 RBI IN ONE GAME	Mike Moustakas, 8/30/2010 vs. Round Rock
HAD 9 RBI IN ONE GAME	Brett Eibner, 4/9/2014 vs. Memphis
HAD 8 RBI IN ONE GAME	Jimmy Paredes, 5/12/2014 vs. New Orleans
HAD 7 RBI IN ONE GAME	Brett Hayes, 4/14/2013 vs. Nashville
HAD 6 RBI IN ONE GAME	Freddy Fermin, 4/8/2023 vs. Toledo
HAD 5 RBI IN ONE GAME	Jakson Reetz, 4/1/2023 @ Indianapolis
HAD 4 RBI IN ONE GAME	Nick Loftin, 5/5/2023 vs. Louisville

SCORED 5 RUNS IN ONE GAME	Brett Eibner, 5/12/2014 vs. New Orleans
SCORED 4 RUNS IN ONE GAME	Maikel Garcia, 9/15/2022 @ Columbus
SCORED 3 RUNS IN ONE GAME	Samad Taylor, 5/4/2023 vs. Louisville

WALKED 4 TIMES IN ONE GAME	MJ Melendez, 8/22/202 vs. Columbus
WALKED 3 TIMES IN ONE GAME	Freddy Fermin, 4/30/2023 @ Nashville

STOLE 4 BASES IN ONE GAME	Samad Taylor, 5/4/2023 vs. Louisville
STOLE 3 BASES IN ONE GAME	Samad Taylor, 4/26/2023 @ Nashville
STOLE 2 BASES IN ONE GAME	Dairon Blanco, 5/5/2023 vs. Louisville

STRUCK OUT 5 TIMES IN ONE GAME	Drew Waters, 8/10/2022 @ Toledo
STRUCK OUT 4 TIMES IN ONE GAME	Brewer Hicklen, 9/16/2022 @ Columbus
STRUCK OUT 3 TIMES IN ONE GAME	Franklin Reyes, 5/5/2023 vs. Louisville

REACHED BASE 6 TIMES IN ONE GAME	Nicky Lopez, 7/27/2018 @ Fresno
REACHED BASE 5 TIMES IN ONE GAME	Dairon Blanco, 9/15/2022 @ Columbus
REACHED BASE 4 TIMES IN ONE GAME	Tyler Gentry & Dairon Blanco, 5/6/2023 vs. Louisville

REACHED BASE IN EVERY TRIP TO THE PLATE (6 PA)	Brett Eibner, 4/9/2014 vs. Memphis
REACHED BASE IN EVERY TRIP TO THE PLATE (5 PA)	Drew Waters, 7/27/2022 @ Syracuse
REACHED BASE IN EVERY TRIP TO THE PLATE (4 PA)	Freddy Fermin, 4/11/2023 @ Iowa

HAD 2 HOME RUNS IN THE SAME INNING	Brett Eibner: 5th inning, 5/12/2015 vs. Memphis
HAD 2 DOUBLES IN THE SAME INNING	Jay Dugan: 6th inning, 6/26/2022 vs. Columbus
HAD 2 HITS IN THE SAME INNING	Samad Taylor and Maikel Garcia: 8th inning, 4/2/2023 @ Indianapolis
REACHED 2 TIMES IN THE SAME INNING	Samad Taylor and Maikel Garcia: 8th inning, 4/2/2023 @ Indianapolis
SCORED 2 RUNS IN THE SAME INNING	Brewer Hicklen: 6th inning, 8/26/2022 vs. Scranton/WB

HIT HOME RUNS IN 6 STRAIGHT GAMES	Steve Sisco, June 13 to June 21, 1998
HIT HOME RUNS IN 5 STRAIGHT GAMES	Cory Aldridge, July 27 to August 8, 2009
HIT HOME RUNS IN 4 STRAIGHT GAMES	Nick Pratto, August 19 to August 22, 2021
HIT HOME RUNS IN 3 STRAIGHT GAMES	Brent Rooker, September 23 to September 26, 2022
HIT HOME RUNS IN BACK-TO-BACK GAMES	Nick Loftin, May 4 and May 5, 2023
HIT HOME RUNS IN BOTH GAMES OF A DOUBLEHEADER	Nick Pratto, 4/7/2022 @ Indianapolis
HIT HOME RUNS FROM BOTH SIDES OF THE PLATE, GAME	Tim Raines Jr., 8/20/2009 @ Tacoma
HIT HOME RUN IN FIRST OMAHA AT-BAT	Jakson Reetz, 8/28/2022 vs. Scranton/WB [G1]

HAD 2+ HITS IN 7 STRAIGHT GAMES	Johnny Givotella, August 3 to August 14, 2014
HAD 2+ HITS IN 6 STRAIGHT GAMES	Dairon Blanco, September 10 to September 17, 2022
HAD 2+ HITS IN 5 STRAIGHT GAMES	MJ Melendez, September 25 to October 2, 2021

HAD A 20+ GAME HITTING STREAK	Frank Schwindel, 20 Games: July 22 to August 13, 2018
HAD A 18+ GAME HITTING STREAK	Frank Schwindel, 20 Games: July 22 to August 13, 2018
HAD A 16+ GAME HITTING STREAK	Frank Schwindel, 20 Games: July 22 to August 13, 2018
HAD A 14+ GAME HITTING STREAK	Dairon Blanco, 15 Games: May 15 to July 10, 2022
HAD A 12+ GAME HITTING STREAK	Dairon Blanco, 15 Games: May 15 to July 10, 2022

HAD A 40+ GAME REACHED BASE STREAK	Shane Costa, 46 Games: April 14 to August 8, 2007
HAD A 35+ GAME REACHED BASE STREAK	Alex Gordon, 39 Games: May 9 to June 19, 2010
HAD A 30+ GAME REACHED BASE STREAK	Freddy Fermin, 33 Games: August 3 to September 15, 2022
HAD A 25+ GAME REACHED BASE STREAK	Freddy Fermin, 33 Games: August 3 to September 15, 2022
HAD A 20+ GAME REACHED BASE STREAK	Freddy Fermin, 33 Games: August 3 to September 15, 2022

THE LAST TIME AN OMAHA PITCHER...

THREW A 1-HITTER (9 Innings)	Luis Mendoza, 7/18/2011 @ Memphis
THREW A 1-HITTER (7 Innings)	
THREW A 2-HITTER (9 Innings)	Jeff Suppan, 6/21/2011 @ Nashville
THREW A 2-HITTER (7 Innings)	Arnaldo Hernandez, 7/21/2018 vs. Round Rock [G1]

THREW A 9-INNING COMPLETE GAME SHUTOUT	Luis Mendoza, 7/18/2011 @ Memphis
THREW A 7-INNING COMPLETE GAME SHUTOUT	Jake Kalish, 7/2/2018 vs. Nashville [G1]
THREW A 5-INNING COMPLETE GAME SHUTOUT	Anthony Lerew, 8/31/2010 vs. Round Rock

THREW A 9-INNING COMPLETE GAME	Arnaldo Hernandez, 8/15/2018 vs. Oklahoma City
THREW AN 8-INNING COMPLETE GAME	John Lannan, 6/16/2016 @ Oklahoma City
THREW A 7-INNING COMPLETE GAME	Austin Cox, 8/28/2022 vs. Scranton/WB [G1]
THREW A 6-INNING COMPLETE GAME	Matt Wright, 8/8/2008 @ Nashville [G2]
THREW A 5-INNING COMPLETE GAME	Trevor Oaks, 8/6/2018 vs. Salt Lake

STRUCK OUT 12 IN A GAME	Jakob Junis, 5/26/2017 @ Nashville
STRUCK OUT 11 IN A GAME	John Lamb, 7/9/2014 vs. Iowa
STRUCK OUT 10 IN A GAME	Jackson Kowar, 7/3/2021 @ St. Paul

WALKED 7 IN A GAME	Josh Staumont, 5/24/2017 @ Nashville
WALKED 6 IN A GAME	Drew Parrish, 6/22/2022 vs. Columbus
WALKED 5 IN A GAME	Drew Parrish, 9/16/2022 @ Columbus

ALLOWED 6 HOME RUNS IN A GAME	Matt Wright, 8/18/2007 vs. Albuquerque
ALLOWED 5 HOME RUNS IN A GAME	Drew Parrish, 5/4/2023 vs. Louisville
ALLOWED 4 HOME RUNS IN A GAME	Jake Kalish, 9/24/2021 vs. Indianapolis
ALLOWED 3 HOME RUNS IN A GAME	Marcelo Martínez, 5/3/2023 vs. Louisville
ALLOWED 2 HOME RUNS IN A GAME	Jonathan Heasley, 4/13/2023 @ Iowa

THREW 120+ PITCHES IN A GAME	Brett Tomko, 5/8/2014 @ Round Rock (127)
THREW 115+ PITCHES IN A GAME	Luke Farrell, 6/8/2017 vs. Nashville (116)
THREW 110+ PITCHES IN A GAME	Christian Binford, 9/3/2017 vs. Iowa (110)
THREW 100+ PITCHES IN A GAME	Jonathan Heasley, 4/25/2023 @ Nashville (104)
THREW 95+ PITCHES IN A GAME	Austin Cox, 4/27/2023 @ Nashville (99)
THREW 90+ PITCHES IN A GAME	Max Castillo, 5/2/2023 vs. Louisville (91)

WON HIS OMAHA DEBUT	Alec Marsh, 9/23/2022 vs. Iowa
THREW AN IMMACULATE INNING	Anthony Swarzak, 6/3/2021 vs. Iowa

ABS CHALLENGE TRACKER (0-FOR-4)

GM # – DATE	OPPONENT	PLAYER CHALLENGING	POSITION	INNING	CALL (COUNT)	OVERTURNED?	PLAY RESULT (COUNT)	UMPIRE
23 – April 28	@ Nashville	Logan Porter	Catcher	▼ 6	Ball (0-0)	No	Lineout, 1-9 (1-1)	Paul Clemons
23 – April 28	@ Nashville	Maikel Garcia	Batter	▲ 8	Strike (1-0)	No	Groundout, 5-4 (1-1)	Paul Clemons
29 – May 5	vs. Louisville	Jakson Reetz	Catcher	▲ 8	Ball (0-0)	No	Walk (3-0)	Tyler Jones
29 – May 5	vs. Louisville	Jakson Reetz	Catcher	▲ 9	Ball (1-0)	No	Strikeout Looking (2-2)	Tyler Jones