

OMAHA STORM CHASERS GAME NOTES

AT COLUMBUS CLIPPERS

LHP Cole Ragans (1-1, 5.10 ERA) @ RHP Hunter Gaddis (1-6, 6.46 ERA)

Thursday, July 27, 2023 | Game #95 | Home Game #55

6:05pm CT/7:05pm ET First Pitch | Huntington Park | Columbus, Ohio

Radio: stormchasers.mixlr.com | TV: Bally Live, MiLB.TV

9-13 / 47-47

11-11 / 44-52

Omaha Storm Chasers | 12356 Ballpark Way, Papillion, Nebraska 68046 | (402) 738-5100 | OmahaStormChasers.com | @OMASstormChasers

UPCOMING SCHEDULE & PROBABLE PITCHERS

UPCOMING GAMES

OPPONENT

TIME (CT)

PROBABLE PITCHERS

Friday, July 28	@ Columbus	6:05 p.m.	RHP Max Castillo (2-6, 4.97 ERA) @ RHP Peyton Battenfield (0-2, 5.52 ERA)
Saturday, July 29	@ Columbus	6:05 p.m.	LHP Anthony Veneziano (4-0, 3.19 ERA) @ LHP Joey Cantillo (2-2, 5.48 ERA)
Sunday, July 30	@ Columbus	3:05 p.m.	RHP Jonathan Bowlan (2-2, 4.57 ERA) @ RHP Jared Eickhoff (1-2, 7.88 ERA)
Monday, July 31	OFF		

THE MATCHUP

(UNDERLINE = MiLB LEADER) (BOLD = TRIPLE-A LEADER) (ITALICS = TRIPLE-A WORST)

.266 (7TH) < AVG	.253 (17TH)	5.29 (11TH) < ERA	5.60 (16TH)
523 (15TH) R >	552 (8TH)	1.56 (12TH) < WHIP	1.64 (17TH)
836 (12TH) < H	802 (19TH)	.262 (11TH) AVG >	.258 (7TH)
104 (16TH) HR >	105 (15TH)	828.2 (13TH) < IP	820.2 (18TH)
435 (13TH) BB >	472 (6TH)	835 (7TH) H >	802 (5TH)
793 (5TH) < K	802 (7TH)	533 (9TH) < R	550 (13TH)
166 (1ST) < SB	81 (15TH)	128 (13TH) < HR	136 (16TH)
.360 (8TH) < OBP	.359 (9TH)	454 (11TH) < BB	547 (20TH)
.439 (12TH) < SLG	.423 (14TH)	817 (14TH) K >	861 (7TH)
.799 (12TH) < OPS	.782 (15TH)	2 (12TH) SHO >	4 (7TH)

ALL-TIME vs. Clippers.....	37-28 (.569)
SINCE 2021 in Omaha.....	15-9 (.625)
SINCE 2021 in Columbus.....	12-8 (.600)

2023 vs. Clippers.....	7-1 (.857)
2023 at Werner Park.....	6-0 (1.000)
2023 at Huntington Park.....	1-1 (.500)

DATE H/R	SCORE	WIN	LOSS	SAVE
6/13 H	W, 6-5	C. Snider	M. Kelly	B. Kriske
6/14 H	W, 6-1	A. Marsh	G. Williams	-
6/15 H	W, 4-2	M. Castillo	H. Gaddis	B. Kriske
6/16 H	W, 4-1	A. Veneziano	T. Ponticelli	-
6/17 H	W, 13-4	D. Parrish	J. Romero	-
6/18 H	W, 6-4	J. Heasley	J. Cantillo	C. Snider
7/25 R	L, 10-2	J. Eickhoff	J. Bowlan	-
7/26 R	W, 5-2	W. Pennington	C. Smith	W. Klein
7/27 R				
7/28 R				
7/29 R				
7/30 R				
9/19 R				
9/20 R				
9/21 R				
9/22 R				
9/23 R				
9/24 R				

STORM CHASERS ON THE RISE

10 Omaha players that appear on a Top-30 Royals prospects ranking

PLAYER (POSITION)	MLB PIPELINE	BASEBALL AMERICA
Nick Loftin (INF)	Royals No. 3	Royals No. 4
Tyler Gentry (OF)	Royals No. 6	Royals No. 7
Angel Zerpa (LHP)	Royals No. 7	Royals No. 13
Jonathan Bowlan (RHP)	Royals No. 9	Royals No. 14
Samad Taylor (INF/OF)	Royals No. 19	Royals No. 24
Will Klein (RHP)	Royals No. 22	Royals No. 18
Tucker Bradley (OF)	Royals No. 26	-
Steven Cruz (RHP)	Royals No. 27	-
Anthony Veneziano (LHP)	-	Royals No. 9
Christian Chamberlain (LHP)	-	Royals No. 21

STORM CHASERS PRESS BOX

Game Notes compiled by Nicholas Badders

Credential Requests: nicholasb@omahastormchasers.com

Omaha Storm Chasers gameday information, as well as the 2023 Storm Chasers Media Guide can be found at milb.com/omaha/ballpark/media.

YESTERDAY'S GAME

	1	2	3	4	5	6	7	8	9	R	H	E	LO
Omaha	1	0	0	0	0	0	0	1	3	5	7	1	11
Columbus	1	0	0	0	0	0	0	1	0	2	6	0	5

WIN: Walter Pennington (5-0) | LOSS: Cade Smith (2-1) | SAVE: Will Klein (2)

COLUMBUS, OHIO. -- Omaha and Columbus stayed tied for nearly the entire game but a three-run ninth inning helped Omaha pull away for a 5-2 win Wednesday afternoon. Storm Chasers starter **Angel Zerpa** delivered his first quality start of the season, just the third Omaha pitcher to work into the 7th inning this season. Columbus opened the bottom of the 1st inning with a pair of singles and a sacrifice fly against Zerpa, who soon settled into a groove and faced the minimum after the second hit into the 6th inning, at one point retiring 11 straight hitters between the 2nd and 6th innings. Zerpa allowed a walk in the 7th inning, but **Jackson Kowar** stranded the inherited runner, at the time to keep the score tied at 1-1. Like Columbus, Omaha got on the board nearly immediately, as **Samad Taylor** opened the game with a double, then scored on a sacrifice fly ... the game stayed tied at 1-1 until the top of the 8th inning, when Omaha loaded the bases with three walks and **Brewer Hicklen** dashed home on a wild pitch for a 2-1 lead. The lead did not last long, as Kowar surrendered a solo home run in the bottom of the 8th inning to tie the game, but **Walter Pennington** entered and struck out a pair of lefties to keep the game tied. Taylor opened the 9th inning with his fourth walk of the game and fifth time on base in as many plate appearances ... **John Rave** bunted for his third single of the game and **CJ Alexander** reached on a fielder's choice to put two runners on with two outs, then Hicklen doubled in Taylor and Alexander to break the tie and give Omaha a two-run lead ... **Clay Dungan** followed Hicklen with a single to put Omaha up 5-2. **Will Klein** put a runner on in the ninth but retired Columbus without allowing a run, to earn his third save in the process.

NOTES AND NUGGETS

THAT'S WHAT SPEED DO

The Chasers have 166 steals in 94 games (average 1.77 SB/game) and have been caught 36 times for a success rate of 82.18%.
Omaha's 166 steals are the most of any Triple-A team and 6th in all of Minor League Baseball ... the Clearwater Threshers (Philadelphia Single-A) lead the minors (206) ... *Omaha is 27 steals away from breaking the franchise's single-season record of 192, set in 1986 and need to average 0.52 steals/game the last 52 games of the year.*
The Chasers have stolen at least one base in 63 of 94 games (67%), with multiple steals in 44 games and 11 occasions of 5+ steals.
With team stolen base leaders **Dairon Blanco** (47) and **Samad Taylor** (38) both called up to Kansas City last month, the Chasers have 31 steals in 31 games since Taylor was first recalled on June 16, which ranks 9th in the league in that time ... the Chasers have stolen a base in 17 of 31 games since June 16, but the team had a 5-steal game on July 5 @ Gwinnett and Taylor, optioned for the week, stole 4 bases in that game.

SAMAD (TAYLOR'S VERSION)

Now on his third stint with the Storm Chasers, **Samad Taylor** has been an important bat back in Omaha's lineup.
Taylor began the season with the Storm Chasers and appeared in 62 of the team's first 63 games before he was recalled by Kansas City on June 16 ... he played 12 games with the Royals, was optioned to Omaha July 4, played four more games with the Chasers, recalled July 9 and played 1 game before being optioned again July 18.
Over his two stints with the Chasers this month, Samad is hitting .384 (13-for-34) with 10 runs batted in and 14 walks ... he reached base in 12 of 23 plate appearances vs. St. Paul and has gotten a hit in 7 of 11 games this month.

CALLING ALL ANGELOS

While he is not playing every day, **Angelo Castellano** is making his most of his time in the lineup of late, with already 6 multi-hit games in July.
Castellano's .432 average (16-for-37) in the month of July ranks 3rd among qualified International league hitters with at least 40 plate appearances this month, while his 1.302 OPS ranks 9th.
Among Omaha hitters in July, he ranks 2nd in hits (16), is 2nd in total bases (26) and stolen bases (4) as this month as well, with 7 runs batted in.

TEACH ME HOW TO DUNGAN

After a slow start to the season off the injured list, **Clay Dungan** has been one of the hottest bats in Omaha's lineup this summer.
Since June 1, Dungan is hitting .444 (32-for-93) over 33 games with the Storm Chasers, with a .448 on-base percentage and .867 OPS, he's reached base in 27 of 33 games since the start of June.
This season, Dungan has made at least 9 starts at three different infield positions: second base (16), third base (11) and shortstop (9) ... he has not made an error over 244.1 innings between his games at 2B and 3B.

GOTTA CATCH 'EM ALL

Omaha catcher **Logan Porter** has caught 15 baserunners stealing this season, which ranks 6th in the International League.
Porter is just two runners caught stealing off the league lead of 17, where there is a four-way tie.
He's caught 4 of 16 runners trying to steal this month, including 3 of his last 7 ... in May, he went through a stretch of 6 straight games catching at least one runner stealing (May 3 to 13).

AT A GLANCE

RECENT (W1)

Last 5 Games	4-1
Last 10 Games	6-4
Last 20 Games	8-12

SPLIT SEASON

1st Half	38-34
2nd Half	9-13

HOME/AWAY

Home Games	24-28
Away Games	23-19

TIME OF DAY

Night Games	31-35
Day Games	16-12

MONTH

March	1-0
April	9-15
May	12-14
June	17-7
July	8-11
August	
September	

OPPONENT

vs. Columbus	7-1
vs. Gwinnett	2-9
vs. Indianapolis	9-2
vs. Iowa	4-6
vs. Louisville	2-4
vs. Memphis	2-4
vs. Nashville	2-4
vs. Rochester	4-2
vs. Scranton/WB	3-3
vs. St. Paul	6-6
vs. Toledo	6-6

DAY OF THE WEEK

on Monday	0-1
on Tuesday	5-10
on Wednesday	6-10
on Thursday	7-8
on Friday	13-4
on Saturday	7-7
on Sunday	9-5

THIS SERIES

Record	0-1
Batting Average	(.197)
Runs/Per Game	7/3.5
Home Runs	0
ERA	6.35 (12 ER / 17.0 IP)
Strikeouts (K/9)	8 (4.2)
Saves/Opportunities	1/1

QUICK FACTS

Founded.....	2011 (1969-2010: Omaha Royals)
Colors.....	Royal Blue, Twister Gold, Blackout Black
League.....	International League (Since 2021)
Ownership.....	Alliance Baseball Omaha LLC
General Manager.....	Laurie Schlender (4th Year)
Home Ballpark (Capacity).....	Werner Park (9,023, 6,254 fixed seats)
Dimensions.....	LF- 310 CF- 402 RF- 315

ACTIVE ROSTER BREAKDOWN

Age 23.....	2	Native of Cuba.....	1
Age 24.....	5	Native of Dominican Republic.....	1
Age 25.....	6	Native of United States.....	21
Age 26.....	6	Native of Venezuela.....	5
Age 27.....	5	Acquired by Royals via Free Agency.....	8
Age 28.....	2	(International).....	2
Age 29.....	1	(Minor League).....	3
Age 30.....	0	(Undrafted).....	3
Age 31.....	0	Acquired by Royals via Trade.....	7
Age 32.....	0	Acquired by Royals via First Year Player Draft.....	13
Age 33.....	1	(High School).....	0
Average Age.....	25 Years 339 Days	(Rounds 1-5).....	7
Median Age.....	26	(2nd Year/College).....	0
		(Rounds 6-10).....	3
		(3rd Year/College).....	11
		(Rounds 11-20).....	1
		(2019 Draft).....	4
		(4th+ Year/College).....	2
		(Rounds 21-40).....	2
		(2020 Draft).....	4

PRO-NUN-SEE-AY-SHUNS

PLAYERS

2 RYAN GOINS.....	(GO-ins)
6 CLAY DUNGAN.....	(duhn-ginn)
11 ADEINY HECHAVARRÍA.....	(ah-DAY-nee etch-ah-vah-RIA)
17 ANGELO CASTELLANO.....	(kass-tay-AH-noh)
22 JERMAINE PALACIOS.....	(pah-LAH-see-ohs)
25 COLE RAGANS.....	(ray-gins)
31 JONATHAN BOWLAN.....	(boh-lin)
37 JACKSON KOWAR.....	(coh-wahr)
41 ANGEL ZERPA.....	(AHN-hel SAIR-pah)
55 JONAH DIPOTO.....	(dih-POH-to)
56 ANTHONY VENEZIANO.....	(va-nee-ee-ah-no)
60 JOSÉ BRICEÑO.....	(bee-SEN-yo)

COACHES













23 MIKE JIRSCHKE.....	(jursh-LEE)
33 DAVID NOWORYTA.....	(Nova-REE-tah)
52 BIJAN RADEMACHER.....	(bee-ZHON RAH-de-moch-err)

UNIFORM RECORDS

STANDARD UNIFORMS

 Blue Vortex (7-12) Home: 7-12 Road: 0-0	 Blue O-Bolt (28-21) Home: 5-2 Road: 23-19	 Powder SC (7-6) Home: 7-6 Road: 0-0	 Powder O (3-0) Home: 3-0 Road: 0-0
 Home White (6-11) Home: 6-11 Road: 0-0	 Road Grey (11-9) Home: 0-0 Road: 11-9	 Blue O-Bolt (17-12) Home: 5-2 Road: 12-10	 Powder Blue (7-6) Home: 7-6 Road: 0-0
 Black O-Bolt (3-0) Home: 3-0 Road: 0-0	 Community Home: 0-4 Road: 0-0	 Star Wars Home: 1-0 Road: 0-0	 Patriotic Home: 0-2 Road: 0-0

SPECIALTY/THEME NIGHTS (3-6)

 Runzas (0-2) Home: 0-1 Road: 0-1	 Cattlemen (0-1) Home: 0-1 Road: 0-0	 Rockets (0-1) Home: 1-0 Road: 0-0	 Marvel (0-1) Home: 1-0 Road: 0-0
 Throwback (0-0) Home: 0-0 Road: 0-0	 Corn (0-0) Home: 0-0 Road: 0-0	 Runzas (0-1) Home: 0-1 Road: 0-0	 Cattlemen (0-1) Home: 0-1 Road: 0-0
 Rockets (0-1) Home: 1-0 Road: 0-0	 Marvel (0-1) Home: 1-0 Road: 0-0	 Throwback (0-0) Home: 0-0 Road: 0-0	 Corn (0-0) Home: 0-0 Road: 0-0

RECENT TRANSACTIONS

2023 BREAKING ROSTER

Pitchers (15): RHP Max Castillo, LHP Austin Cox, RHP Jonathan Heasley, RHP Jackson Kowar, RHP Brooks Kriske, LHP Marcelo Martinez, RHP Mike Mayers, RHP Andrés Núñez, LHP Drew Parrish, LHP Evan Sisk, RHP Collin Snider, RHP Josh Staumont, LHP Josh Taylor, RHP Ryan Weiss, RHP Nick Wittgren

Catchers (3): Freddy Fermin, Logan Porter, Jakson Reetz

Infielders (6): CJ Alexander, Angelo Castellano, Maikel Garcia, Nick Loftin, Nick Pratto, Samad Taylor

Outfielders (3): Dairon Blanco, Tucker Bradley, Brewer Hicklen


62 DIFFERENT PLAYERS HAVE APPEARED IN A GAME FOR OMAHA IN 2023 (28 HITTERS, 34 PITCHERS)

79. 6/18	INF Matt Beatty selected by KANSAS CITY from Omaha	104. 7/4	INF Michael Massey returned to KANSAS CITY from rehab assignment
80. 6/20	LHP Drew Parrish transferred NW Arkansas (AA) from Omaha	105.	RHP Jonathan Heasley recalled by KANSAS CITY from Omaha
81.	RHP Jonathan Bowlan transferred to Omaha from NW Arkansas (AA)	106.	LHP Austin Cox optioned to Omaha
83. 6/22	LHP Amir Garrett sent on a rehab assignment to Omaha	107.	INF Samad Taylor optioned to Omaha
84.	RHP Mike Mayers sent outright to Omaha	108. 7/5	RHP Dylan Coleman recalled by KANSAS CITY from Omaha
85. 6/23	OF Nate Eaton recalled by KANSAS CITY from Omaha	109. 7/9	INF Samad Taylor recalled by KANSAS CITY from Omaha
86.	INF Paxton Wallace transferred to Omaha from Quad Cities (A+)	110.	LHP Ryan Yarbrough returned to KANSAS CITY from rehab assignment
87. 6/24	LHP Ryan Yarbrough sent on a rehab assignment to Omaha	111. 7/12	RHP Mike Mayers traded to Chicago White Sox
88.	RHP Jackson Kowar optioned to Omaha	112.	RHP Steven Cruz transferred to Omaha from NW Arkansas (AA)
89.	RHP James McArthur recalled by KANSAS CITY from Omaha	113.	INF Paxton Wallace transferred to Quad Cities (A+) from Omaha
90. 6/26	OF Nate Eaton optioned to Omaha	114. 7/14	INF Nick Loftin activated from the 7-Day Injured List
91. 6/27	RHP Daniel Mengden released	115.	INF CJ Alexander activated from the 7-Day Injured List
92.	RHP Andrés Núñez traded to Boston Red Sox	116.	LHP Angel Zerpa returned from rehab assignment and optioned to Omaha
93.	OF Kyle Isbel returned to KANSAS CITY from rehab assignment	117. 7/15	LHP Cole Ragans recalled by KANSAS CITY from Omaha
94. 6/28	LHP Angel Zerpa 's rehab assignment transferred to Omaha	118. 7/16	LHP Cole Ragans optioned to Omaha
95.	RHP Brad Keller sent on a rehab assignment to Omaha	119.	RHP Max Castillo recalled by KANSAS CITY from Omaha
96.	LHP Marcelo Martinez released	120.	LHP Emilio Marquez transferred to Omaha from Quad Cities (A+)
97. 6/30	RHP Alec Marsh recalled by KANSAS CITY from Omaha	121.	RHP Brooks Kriske placed on the temporarily inactive list.
98.	RHP James McArthur optioned to Omaha	122.	RHP Collin Snider optioned to Omaha
99.	INF Michael Massey sent on a rehab assignment to Omaha	123. 7/18	LHP Emilio Marquez transferred to Quad Cities (A+) from Omaha
100.	LHP Amir Garrett returned to KANSAS CITY from rehab assignment	124.	INF Samad Taylor optioned to Omaha
101. 7/1	LHP Cole Ragans acquired in a trade with TEXAS and optioned to Omaha	125. 7/19	INF Matt Beatty sent on a rehab assignment to Omaha
102.	RHP Brooks Kriske optioned to Omaha	126.	LHP Austin Cox recalled by KANSAS CITY from Omaha
103.	RHP Collin Snider recalled by KANSAS CITY from Omaha	127. 7/20	RHP Max Castillo optioned to Omaha



MANAGER: MIKE JIRSCHLE • #23

- Mike Jirschele returns for his 15th season as Omaha's manager, his 18th season managing in Minor League Baseball and 32nd season overall with the Royals organization, named to the position of Storm Chasers manager on January 13, 2023, after previously managing Triple-A Omaha from 1995-97 and 2003-13.
- Jirschele served on the Kansas City Royals coaching staff as the Third Base Coach from 2014-19 and won the World Series in 2015. Jirschele most recently served as the bench coach under manager Chris Witheridge during the 2022 season with the Double-A Northwest Arkansas Naturals. He spent the 2021 season as Witheridge's bench coach for the High-A Central champion Quad Cities River Bandits and served as Special Assistant to the General Manager in 2020.
- In his second stint as Omaha's manager, over 11 years from 2003 to 2013, he led the team to four division titles, three consecutive trips to the Pacific Coast League Championship Series (2011-2013), two PCL titles (2011, 2013) and the team's first of two Triple-A National Championships in 2013.
- He earned the 2011 Mike Coolbaugh Award for *outstanding baseball work ethic, knowledge of the game and skill in mentoring young players on the field* and he is a four-time recipient of the Dick Howser Award (1992, 1994, 2005, 2011), recognizing outstanding work in player development within the Royals organization.
- Prior to his time with Omaha and Kansas City, he served as the Royals Minor League Infield Coordinator for four years, from 1998-2002, and he held managerial positions with Wilmington (1994), Rockford (1993) and the Gulf Coast Royals (1992).
- He appeared 999 games in the Minor Leagues across 13 years, between 1977 and 1990, including 22 games with the Omaha Royals between 1988 and 1989.



PITCHING COACH: DANE JOHNSON • #59

- Dane Johnson enters his fourth year in the Royals organization and as the Storm Chasers pitching coach, after joining Kansas City ahead of the 2020 season. 2023 marks his 24th season coaching overall.
- He previously spent one season in the Miami Marlins organization (2019) as a Pitching Consultant and 19 seasons with the Toronto Blue Jays as a Minor League Pitching Coach from 2000-03, Pitching Coordinator from 2004-14 and Major League Bullpen Coach from 2015-18.
- Prior to entering coaching, spent 15 years as a player, including over 280 games in the Minor Leagues and parts of three seasons in the Majors with the Chicago White Sox (1994), Blue Jays (1996) and Oakland Athletics (1997), also playing two seasons (1990-1991) in the Chinese Professional Baseball League.
- Johnson and his wife, Gina, reside in Palm Harbor, Florida. They have two children: a daughter, Madison (31), and son, Cobi (27).



HITTING COACH: BIJAN RADEMACHER • #52

- Bijan Rademacher (*bi-ZHON RAH-de-moch-err*) joins the Royals as the Omaha Storm Chasers Hitting Coach this year after spending the last two years with the Arizona Diamondbacks as their Minor League Hitting Coordinator (2021) and ACL Hitting Coach (2022).
- Prior to coaching, he spent eight years playing professionally (2012-2019), spanning seven seasons in the Chicago Cubs organization (2012-18) and slashed .280/.361/.402 over 702 career MiLB games, reaching as high as Triple-A. He also played one season in independent baseball (2019) with the New Britain Bees in the Atlantic League, in addition to an offseason in the Mexican Pacific Winter League.
- Over 243 career Triple-A games with the Iowa Cubs, he played 11 games at Werner Park and was a .378 hitter (14-for-37) with one homer and 5 runs batted in while playing in Omaha.
- Rademacher lives in Tempe, Arizona with his wife Melissa.



BENCH COACH: DAVID NOWORYTA • #33 (3RD BASE COACH)

- David Noworyta (*Nova-REE-tah*) enters his second year in the Royals organization and first as Omaha's Bench Coach, after making his coaching debut in 2022 as the Assistant Hitting Coach for the River Bandits Kansas City's High-A affiliate.
- Prior to coaching, he spent four years playing professionally (2018-21), including three minor league seasons in the Detroit Tigers organization (2018-20), and one with the Independent Pioneer League's Billings Mustangs in 2021. Before signing with Detroit in 2018, Noworyta graduated from the University of Hawaii with a bachelor's degree in communications and journalism, and played in parts of three seasons for their baseball team.
- Noworyta attended Holy Cross Academy (N.J.), where he played baseball and basketball, and was selected by the Royals in the 37th round of the 2014 MLB Draft. He resides in Hainesport, N.J. in the offseason.



CERTIFIED ATHLETIC TRAINER: JAMES STONE

- James Stone is entering his fifth season as the Certified Athletic Trainer for the Storm Chasers after serving the previous seven seasons with the Wilmington Blue Rocks (Royals High-A), including the 2015 season, in which he was named Carolina League Athletic Trainer of the Year.
- He joined the Kansas City organization in 2010 as the athletic trainer for the Class-A Burlington Bees. He came to the Royals after spending one season with the Central Valley Coyotes (Fresno, California) in Arena Football 2.
- Stone worked three seasons in the Florida Marlins organization, with stops in Jupiter (2008), Greensboro (2007) and Jamestown (2006), winning New York-Penn League Trainer of the Year honors in 2006.
- He was the Strength and Conditioning Coach for the Baltimore Orioles Class-A affiliate, the Delmarva Shorebirds, in 2005.
- Stone graduated with a bachelor's of science in kinesiology from Cal State-Northridge. He resides in Simi Valley, California with his dog, Ozzie.

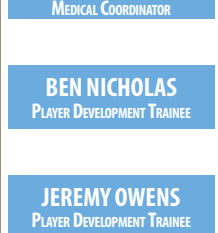


TONY MEDINA
MINOR LEAGUE/LATIN AMERICA
MEDICAL COORDINATOR



STRENGTH & CONDITIONING COACH: YANNICK PLANTE

- Yannick Plante is entering his third season as the Strength & Conditioning Coach for the Storm Chasers, after being slated to serve in that role with Northwest Arkansas in 2020.
- He began with the Kansas City Organization in 2019 as the athletic trainer for the Burlington Royals (Advanced Rookie, Appalachian League). He was then a staff member of the Surprise Saguaros of the Arizona Fall League in the fall of 2019.
- Plante has a master's degree in kinesiology from the University of Calgary and a bachelor's degree in human kinetics with specialization in biophysics from the University of Ottawa. He currently lives in Ottawa, Ontario.



BEN NICHOLAS
PLAYER DEVELOPMENT TRAINEE

JEREMY OWENS
PLAYER DEVELOPMENT TRAINEE

Cole Ragans - Pitching - Stat Splits - 2023 - Regular Season (Triple-A Only)

Split	Team	W	L	ERA	G	GS	CG	SHO	SV	IP	H	R	ER	HR	HB	BB	IBB	SO	WHIP	AVG	AB	WP	BK	GIDP	TBF	NP-S
Home Games	2 Teams	0	1	5.89	5	5	0	0	0	18.1	18	12	12	2	0	9	0	24	1.47	.254	71	0	0	2	80	344 - 221
Away Games	OMA	1	0	1.80	1	1	0	0	0	5.0	4	1	1	0	0	2	0	7	1.20	.235	17	0	0	1	19	80 - 50
Day Games	OMA	0	1	9.64	1	1	0	0	0	4.2	8	5	5	1	0	0	0	5	1.71	.381	21	0	0	1	21	75 - 50
Night Games	2 Teams	1	0	3.86	5	5	0	0	0	18.2	14	8	8	1	0	11	0	26	1.34	.209	67	0	0	2	78	349 - 221
On Grass	2 Teams	1	1	5.01	6	6	0	0	0	23.1	22	13	13	2	0	11	0	31	1.41	.250	88	0	0	3	99	424 - 271
June	RR	0	0	2.79	3	3	0	0	0	9.2	5	3	3	1	0	6	0	15	1.14	.152	33	0	0	1	39	173 - 113
July	OMA	1	1	6.59	3	3	0	0	0	13.2	17	10	10	1	0	5	0	16	1.61	.309	55	0	0	2	60	251 - 158
On Tuesdays	RR	0	0	2.25	1	1	0	0	0	4.0	3	1	1	1	0	1	0	7	1.00	.214	14	0	0	1	15	63 - 46
On Thursdays	RR	0	0	0.00	1	1	0	0	0	1.2	1	0	0	0	0	2	0	3	1.80	.167	6	0	0	0	8	44 - 27
On Fridays	OMA	1	0	5.00	2	2	0	0	0	9.0	9	5	5	0	0	5	0	11	1.56	.265	34	0	0	1	39	176 - 108
On Sundays	2 Teams	0	1	7.27	2	2	0	0	0	8.2	9	7	7	1	0	3	0	10	1.38	.265	34	0	0	1	37	141 - 90
In games following a win	2 Teams	0	1	6.23	2	2	0	0	0	8.2	11	6	6	2	0	1	0	12	1.38	.314	35	0	0	2	36	138 - 96
In games following a loss	2 Teams	1	0	4.30	4	4	0	0	0	14.2	11	7	7	0	0	10	0	19	1.43	.208	53	0	0	1	63	286 - 175
Starter	2 Teams	1	1	5.01	6	6	0	0	0	23.1	22	13	13	2	0	11	0	31	1.41	.250	88	0	0	3	99	424 - 271

Cole Ragans - Opposing Hitting - Stat Splits - 2023 - Regular Season (Triple-A Only)

Split	Team	AVG	G	AB	R	H	2B	3B	HR	RBI	BB	IBB	SO	SB	CS	OBP	SLG	OPS	HBP	SAC	SF	GIDP
vs Left	2 Teams	.440	6	25		11	1	0	1	6	3	0	4			.500	.600	1.100	0	0	0	1
vs Right	2 Teams	.175	6	63		11	1	0	1	3	8	0	27			.268	.238	.506	0	0	0	2
Team is ahead	2 Teams	.333	4	36		12	1	0	1	5	6	0	12			.429	.444	.873	0	0	0	2
Team is behind	RR	.000	1	1		0	0	0	0	0	0	0	0			.000	.000	.000	0	0	0	0
Score is tied	2 Teams	.196	6	51		10	1	0	1	4	5	0	19			.268	.275	.543	0	0	0	1
Batting First	2 Teams	.462	6	13		6	0	0	0	0	1	0	4			.500	.462	.962	0	0	0	0
Batting Second	2 Teams	.083	6	12		1	0	0	0	2	1	0	6			.154	.083	.237	0	0	0	2
Batting Third	2 Teams	.273	6	11		3	0	0	1	3	1	0	4			.333	.545	.878	0	0	0	0
Batting Fourth	2 Teams	.000	6	10		0	0	0	0	1	1	0	5			.091	.000	.091	0	0	0	0
Batting Fifth	2 Teams	.200	6	10		2	0	0	1	1	1	0	3			.273	.500	.773	0	0	0	0
Batting Sixth	2 Teams	.500	6	10		5	1	0	0	0	1	0	1			.545	.600	1.145	0	0	0	1
Batting Seventh	2 Teams	.000	6	9		0	0	0	0	0	1	0	6			.100	.000	.100	0	0	0	0
Batting Eighth	2 Teams	.375	6	8		3	1	0	0	0	1	0	1			.444	.500	.944	0	0	0	0
Batting Ninth	2 Teams	.400	5	5		2	0	0	0	2	3	0	1			.625	.400	1.025	0	0	0	0
Leading Off	2 Teams	.304	6	23		7	0	0	0	0	3	0	6			.385	.304	.689	0	0	0	0
First Inning	2 Teams	.190	6	21	0	4	0	0	0	1	2	0	7	0	0	.261	.190	.451	0	0	0	1
Second Inning	2 Teams	.238	6	21	0	5	1	0	0	0	1	0	7	0	0	.273	.286	.559	0	0	0	1
Third Inning	2 Teams	.222	5	18	0	4	0	0	0	1	1	0	6	0	0	.263	.222	.485	0	0	0	1
Fourth Inning	2 Teams	.063	5	16	0	1	0	0	1	1	4	0	10	0	0	.250	.250	.500	0	0	0	0
Fifth Inning	2 Teams	.667	4	12	0	8	1	0	1	6	3	0	1	0	0	.733	1.000	1.733	0	0	0	0
Bases Empty	2 Teams	.298	6	47		14	1	0	1	1	8	0	14			.400	.383	.783	0	0	0	0
Runner at 1st	2 Teams	.111	6	27		3	1	0	0	0	2	0	13			.172	.148	.320	0	0	0	3
Runner at 2nd	2 Teams	.250	4	4		1	0	0	0	0	1	0	2			.400	.250	.650	0	0	0	0
Runner at 3rd	OMA	.000	1	1		0	0	0	0	0	0	0	1			.000	.000	.000	0	0	0	0
Runners at 1st & 2nd	OMA	.500	2	4		2	0	0	1	3	0	0	0			.500	1.250	1.750	0	0	0	0
Runners at 1st & 3rd	OMA	.000	1	0		0	0	0	0	0	0	0	0			.000	.000	.000	0	0	0	0
Runners at 2nd & 3rd	2 Teams	.250	4	4		1	0	0	0	4	0	0	1			.250	.250	.500	0	0	0	0
Bases Loaded	OMA	1.000	1	1		1	0	0	0	1	0	0	0			1.000	1.000	2.000	0	0	0	0
Runners On	2 Teams	.195	6	41		8	1	0	1	8	3	0	17			.250	.293	.543	0	0	0	3
Scoring Position	2 Teams	.357	6	14		5	0	0	1	8	1	0	4			.400	.571	.971	0	0	0	0
No Outs	2 Teams	.273	6	33		9	0	0	0	1	4	0	9			.351	.273	.624	0	0	0	2
One Out	2 Teams	.241	6	29		7	2	0	0	4	5	0	12			.353	.310	.663	0	0	0	1
Two Outs	2 Teams	.231	6	26		6	0	0	2	4	2	0	10			.286	.462	.748	0	0	0	0
Ahead in Count	2 Teams	.143	6	35		5	0	0	0	1	0	0	17			.143	.143	.286	0	0	0	0
Behind in Count	2 Teams	.500	6	24		12	1	0	2	8	11	0	3			.657	.792	1.449	0	0	0	0
0-0 Count	OMA	.200	3	5		1	0	0	0	0	0	0	0			.200	.200	.400	0	0	0	1
0-1 Count	2 Teams	.250	6	4		1	0	0	0	0	0	0	0			.250	.250	.500	0	0	0	0
0-2 Count	2 Teams	.059	6	17		1	0	0	0	1	0	0	11			.059	.059	.118	0	0	0	0
1-0 Count	2 Teams	.800	6	5		4	0	0	1	5	0	0	0			.800	1.400	2.200	0	0	0	0
1-1 Count	2 Teams	.222	6	9		2	1	0	0	0	0	0	0			.222	.333	.555	0	0	0	2
1-2 Count	2 Teams	.214	6	14		3	0	0	0	0	0	0	6			.214	.214	.428	0	0	0	0
2-0 Count	2 Teams	.333	6	3		1	0	0	0	0	0	0	0			.333	.333	.666	0	0	0	0
2-1 Count	OMA	.500	3	4		2	0	0	0	0	0	0	0			.500	.500	1.000	0	0	0	0
2-2 Count	2 Teams	.133	6	15		2	0	0	0	0	0	0	11			.133	.133	.266	0	0	0	0
3-0 Count	2 Teams	.000	4	1		0	0	0	0	0	2	0	0			.667	.000	.667	0	0	0	0
3-1 Count	2 Teams	1.000	6	1		1	0	0	0	0	2	0	0			1.000	1.000	2.000	0	0	0	0
3-2 Count	2 Teams	.400	6	10		4	1	0	1	3	7	0	3			.647	.800	1.447	0	0	0	0
Pitcher	2 Teams	.250	6	88		22	2	0	2	9	11	0	31			.333	.341	.674	0	0	0	3



#25 COLE RAGANS

LEFT-HANDED PITCHER (*ray-gins*)

BORN: December 12, 1997 in Crawfordville, Florida (Age 25)

HOMETOWN: Tallahassee, Florida

RESIDES: Tallahassee, Florida

HEIGHT/WEIGHT: 6'4" / 190 LBS

TRADED: June 30, 2023 – from Texas with Roni Cabrera to Kansas City in exchange for Aroldis Chapman.

DRAFTED: 2016 MLB Draft – Round 1 (30TH Overall) by Texas
HIGH SCHOOL: North Florida Christian HS, Tallahassee, Florida
MLB SERVICE TIME: 63 Days
SEASON WITH STORM CHASERS: 1st Season

SCOUTING REPORT (4SFB, CH, CUT, CB)

4-SEAM FASTBALL: Sits 94-97, averages 95.5 mph ... Season usage: 55% ... Last start: Threw it 68% of the time (65/96 pitches)
CHANGEUP: Sits 85-87, averages 85.9 mph ... Season usage: 22% ... Last start: Threw it 16% of the time (15/96 pitches)
CUTTER: Sits 87-92, averages 89.7 mph ... Season usage: 12% ... Last start: Threw it 10% of the time (10/96 pitches)
CURVEBALL: Sits 80-82, averages 81.1 mph ... Season usage: 12% ... Last start: Threw it 6% of the time (6/96 pitches)

LAST OUTING: FRIDAY, JULY 21 vs. ST. PAUL

In his third start with the Storm Chasers this year, fired 4.0 scoreless innings against the Saints ... retired 12 of his first 16 batters and limited the Saints to just two walks and two singles over the first four innings ... first four hitters of the 5th inning all reached, on three singles and a walk, one run scored under his watch, the other three scored as runners bequeathed to Jackson Kowar ... Omaha scored 3 in 9th for walk-off win.

2023 SEASON

- Appeared in 6 Cactus League games (2 starts) for the Texas Rangers and went 2-1 with a 5.94 ERA (11 ER in 16.2 IP) with 24 strikeouts.
- Opened the season on the Rangers Opening Day Roster and made 17 relief appearances for the Rangers, including 11 scoreless appearances, with 24 strikeouts in 24.1 innings pitched ... entering 2023, had 4 relief appearances in his entire pro career.
- Optioned to Triple-A Round Rock on June 13 and made three starts for the Express, before being traded to Kansas City on June 30 as part of the Aroldis Chapman trade.
- Earned 1st career Major League win after relieving Jacob deGrom in the 4th inning on Opening Day, 3/30 vs. Philadelphia (0.1 IP, 1 H, 0 R), faced three batters and got one out.
- Did not allow a run of his own across his first five games (5.0 IP) of 2023 and had multiple strikeouts in 7 of 16 games (23 strikeouts) ... had a 7.45 ERA (16 ER in 19.1 IP) over his last 12 relief appearances, to raise his ERA from 0.00 to 5.92.
- 6 of 17 outings with the Rangers lasted more than an inning ... went to Triple-A with the intent of being built up as a starter and threw 4.0 innings each of his last two starts.
- Appeared in 6 of the Rangers' last 23 games before he was optioned to Round Rock.
- Pitched twice for Round Rock vs. Sacramento: Threw 3.2 scoreless before allowing a two-out HR on 6/20 vs. SAC and retired 11 straight after an RBI groundout in the first, then walked a batter in the 5th that came around to score on 6/25 vs. SAC.
- Made his Royals organization debut 7/2 vs. Iowa in the second game of a doubleheader and took a loss, but did not walk a batter ... earned his first Chasers win in his second start on 7/7 @ Gwinnett, held the Stripes to one run over 5.0 innings with 7 strikeouts.
- Selected as the 27th man for Kansas City's doubleheader on 7/15 vs. Tampa Bay ... in his Royals debut, allowed only an RBI single to Randy Arozarena in the 3rd inning, retired his final 7 batters of the game.

CAREER NOTES

- Went 0-3 with a 4.95 ERA (22 ER/40.0 IP) over 9 starts in his Major League debut after his contract was selected from Round Rock (AAA) on August 4 ... endured two stints on the 15-day injured list: 8/26-9/6 and the 10/3-end of season.
- Earned organization's Nolan Ryan Minor League Pitcher of the Year award after he combined for an 8-5 record and 3.04 ERA (32 ER in 94.2 IP) and 113 strikeouts (10.7 K/9) over 18 starts for Frisco (AA) and Round Rock (AAA).
- Took a no-decision in his MLB debut on 8/4 vs. CWS (5.0 IP, 3 H, 1 R/0 ER, 4 BB, 3 K), a 3-2 Texas win, the 10th pitcher (and 2nd left-hander) in club history to log 5.0+ IP without allowing an earned run in a MLB debut.
- Ended the season by issuing just walks over his last 4 starts (18.2 IP) after recording more walks (13) than strikeouts (12) in his first 5 career starts.
- Opened season at Frisco, going 5-3, 2.81 (16 ER in 51.1 IP) over 10 starts, named the Rangers April Minor League Pitcher of the Month after posting a 2.13 ERA (3 ER in 12.2 IP) with 17 strikeouts over 3 starts at Frisco ... didn't allow more than 3 ER in any of final 6 starts at Frisco from May 8 to June 8 with 43 strikeouts in 33.1 IP (11.6 K/9) and a .197 opponents' average.
- Made just 8 starts with Round Rock before getting called up to the Major Leagues, where he finished the season ... threw five quality starts of his 8 with the Express, including a career-high 7.0 innings in his Triple-A debut on June 16 vs. Sugar Land (HOU).
- Entered 2022 as Texas' no. 24 prospect according to *Baseball America*.
- Returned to action for the first time since 2017 after missing seasons due to injury (2018-19) and the pandemic (2020).
- Combined to go 4-3 with a 4.35 ERA (39 ER/80.2 IP) in 19 G/17 GS for Frisco (AA) and Hickory (A-).
- Began the season with Hickory and was promoted to Frisco in July after representing Texas at the SiriusXM All-Star Futures Game on 7/11 at Coors Field in Denver (0.1 IP, 1 H, 3 R-2 ER, 1 BB, 1 SO, 1 HR).
- Did not see official game action after minor league season was canceled due to pandemic but returned from injury to pitch in the Fall Developmental League (13.0 IP, 8 H, 5 R, 8 BB, 20 SO), striking out 20 of 53 (38%) batters faced.
- Missed entire season after undergoing Tommy John ligament transplant surgery on 5/15/19 performed by Dr. Keith Meister, had begun a throwing program before feeling arm discomfort.
- Named the Rangers' 11th-best prospect and "Best Curveball" entering 2019 by *Baseball America*.
- Underwent Tommy John ligament transplant surgery on 3/28/18 and missed the entire season.
- Named the Rangers' 4th-best prospect entering 2018 by *Baseball America*.
- Tabbed the top prospect in the Northwest League by *Baseball America*, leading the circuit with 87 strikeouts for Short-A Spokane, he 3rd-highest strikeout total in the NWL since 2006 ... earned spots on both the NWL mid-season and postseason All-Star teams.
- Held opponents to a .234/.344/.360/.704 slash line, whiffing 34.8% of all batters faced (87 of 250) ... had the 2nd-most walks (35) in the NWL.
- Recorded 9 strikeouts over 7.2 innings in 4 games (2 starts) in his 1st pro season, pitching in the Arizona Complex League, with 9 strikeouts.

CAREER PITCHING

SEASON	TEAM	W	L	ERA	G	GS	CG	SHO	SV	SVO	IP	H	R	ER	HR	HB	BB	IBB	SO	WHIP	AVG	AB	WP	BK	GIDP	TBF	NP-S
2016	AZL Rangers (R)	0	0	4.70	4	2	0	0	0	0	7.2	11	4	4	0	0	6	0	9	2.22	.344	32	2	0	1	38	81-52
2017	Spokane (A-)	3	2	3.61	13	13	0	0	0	0	57.1	50	27	23	5	1	35	0	87	1.48	.234	214	6	1	2	250	1054-635
2018											Did not pitch (Injured, Tommy John Surgery 3/28/18)																
2019											Did not pitch (Injured, Tommy John Surgery 5/15/19)																
2020											Did not pitch (No Minor League Season)																
2021	Hickory (A+)	1	2	3.25	10	10	0	0	0	0	44.1	34	16	16	4	1	14	0	54	1.08	.217	157	2	0	2	173	721-454
	Frisco (AA)	3	1	5.70	9	7	0	0	0	0	36.1	39	27	23	8	2	20	0	33	1.62	.275	142	2	0	2	166	643-387
2022	Frisco (AA)	5	3	2.81	10	10	0	0	0	0	51.1	41	18	16	6	1	19	0	65	1.17	.219	187	3	1	6	208	848-531
	Round Rock (AAA)	3	2	3.32	8	8	0	0	0	0	43.1	34	18	16	4	4	12	0	48	1.06	.211	161	2	0	7	178	687-442
	TEXAS	0	3	4.95	9	9	0	0	0	0	40.0	43	24	22	6	0	16	0	27	1.48	.272	158	2	0	5	174	706-436
2023	Round Rock (AAA)	0	0	2.79	3	3	0	0	0	0	9.2	5	3	3	1	0	6	0	15	1.14	.152	33	0	0	1	39	173-113
	Omaha (AAA)	1	1	6.59	3	3	0	0	0	0	13.2	17	10	10	1	0	5	0	16	1.61	.309	55	0	0	2	60	251-158
	TEXAS	2	3	5.92	17	0	0	0	0	0	24.1	20	17	16	4	1	14	1	24	1.40	.225	89	2	0	2	106	415-258
	KANSAS CITY	0	0	1.80	1	1	0	0	0	0	5.0	4	1	1	0	0	2	0	3	1.20	.222	18	0	0	0	20	81-56
MAJOR LEAGUE TOTALS (2 Seasons)		2	6	5.06	27	10	0	0	0	0	69.1	67	42	39	10	1	32	1	54	1.43	.253	265	4	0	7	300	1202-750
Minor League Totals (5 Seasons)		16	11	3.79	60	56	0	0	0	0	263.2	231	123	111	29	9	117	0	327	1.32	.235	981	17	2	23	1112	4458-2772

SEASON / CAREER HIGHS

SEASON	CAREER
Last: 7/15/2023 vs. TAMPA BAY 5.0 (2x)	INNINGS PITCHED 7.0 6/16/2022 vs. Sugar Land
7/2/2023 vs. Iowa 8	HITS ALLOWED 10 7/3/2022 @ Las Vegas
Last: 7/2/2023 vs. Iowa 5 (2x)	RUNS ALLOWED 7 (3x) Last: 9/13/2022 vs. OAKLAND
Last: 7/2/2023 vs. Iowa 5 (2x)	EARNED RUNS ALLOWED 7 (2x) Last: 9/13/2022 vs. OAKLAND
Last: 6/12/2023 vs. LOS ANGELES (AL) 2 (2x)	HOME RUNS ALLOWED 2 (7x) Last: 6/12/2023 vs. LOS ANGELES (AL)
Last: 7/21/2023 vs. St. Paul 3 (2x)	WALKS ALLOWED 6 6/16/2017 vs. Boise
Last: 7/7/2023 @ Gwinnett 7 (2x)	STRIKEOUTS 11 6/2/2021 @ Aberdeen
7/2/2023 vs. Iowa 21	BATTERS FACED 27 6/16/2022 vs. Sugar Land
7/21/2023 vs. St. Paul 96	PITCHES THROWN 99 5/21/2022 vs. Corpus Christi
3/30/2023 to 4/15/2023 5.2 IP	SCORELESS STREAK 11.2 6/16/2017 to 7/4/2017

2023 RUN SUPPORT (OMAHA STARTS ONLY)

RUNS SCORED	0	1	2	3	4	5	6	7	8	9	10+
GAMES	1	1						1			
PLAYER W-L	0-1	0-0						0-0			
Team W-L	0-1	1-0						1-0			

2023 GAME-BY-GAME

RANGERS ORGANIZATION

DATE	OPPONENT	RES	LEFT GAME	DEC	IP	H	R	ER	HR	HB	BB	SO	BF	NP-S
3/30	PHILADELPHIA *	W, 11-7	End 4th, winning 6-5	W	0.1	1	0	0	0	0	1	0	3	5-3
4/3	BALTIMORE *	L, 2-0	End 8th, losing 2-0	-	1.2	0	0	0	0	0	2	2	6	29-15
4/7	@ CHICAGO (NL) *	L, 2-0	Middle 8th, losing 2-0	-	1.1	1	0	0	0	0	1	3	6	29-17
4/9	@ CHICAGO (NL) *	W, 8-2	Middle 9th, winning 8-2	-	1.0	0	0	0	0	0	0	1	3	10-7
4/11	KANSAS CITY *	W, 8-5 (10)	Middle 10th, losing 5-4	W	0.2	0	0	0	0	0	0	2	5	3
4/15	@ HOUSTON *	L, 8-2	Middle 7th, losing 3-2	L	4.0	5	2	2	0	0	0	3	17	55-40
4/25	@ CINCINNATI *	L, 7-6	Bottom 8th, winning 6-3	-	0.2	3	5	5	0	1	1	0	7	19-13
4/30	NEW YORK (AL) *	W, 15-2	End 8th, winning 15-1	-	1.0	0	0	0	0	0	0	2	3	12-10
5/7	@ LOS ANGELES (AL) *	W, 16-8	Middle 9th, winning 16-7	-	2.1	1	0	0	0	0	2	2	10	39-24
5/12	@ OAKLAND *	L, 9-7	Bottom 8th, winning 5-4	-	1.1	1	1	1	0	0	1	1	6	29-18
5/15	ATLANTA *	L, 12-0	End 8th, losing 1-0	-	3.0	4	4	4	2	0	2	4	15	65-40
5/20	COLORADO *	W, 11-5	End 7th, winning 11-1	-	2.0	1	0	0	0	0	0	1	6	29-19
5/28	@ BALTIMORE *	L, 3-2	Bottom 8th, tied 2-2	L	1.0	1	1	1	0	0	2	1	6	28-14
5/30	@ DETROIT *	W, 10-6	Middle 9th, winning 10-6	-	0.2	0	0	0	0	0	0	1	2	10-6
6/3	SEATTLE *	W, 16-6	End 8th, winning 16-3	-	1.0	0	0	0	0	0	0	2	3	14-10
6/6	ST. LOUIS *	W, 6-4	Top 7th, winning 6-4	-	0.2	0	0	0	0	0	0	1	0	3
6/12	LOS ANGELES (AL) *	L, 9-6 (12)	Top 12th, losing 9-5	L	1.2	2	4	3	2	0	1	1	8	27-14
6/15	@ El Paso	W, 8-1	Top 2nd, tied 0-0	-	1.2	1	0	0	0	0	2	3	8	44-27
6/20	vs. Sacramento	W, 15-6	End 4th, winning 6-1	-	4.0	3	1	1	1	0	1	7	15	63-46
6/25	vs. Sacramento	W, 5-4	Top 5th, tied 1-1	-	4.0	1	2	2	0	0	3	5	16	66-40

ROYALS ORGANIZATION

DATE	OPPONENT	RES	LEFT GAME	DEC	IP	H	R	ER	HR	HB	BB	SO	BF	NP-S
7/2	vs. Iowa [G2]	L, 6-2 (7)	Top 5th, losing 5-2	L	4.2	8	5	5	1	0	0	5	21	75-50
7/7	@ Gwinnett	W, 7-1	Middle 6th, winning 7-1	W	5.0	4	1	1	0	0	2	7	19	80-50
7/15	VS. TAMPA BAY [G2]	L, 4-2	END 5TH, WINNING 2-1	-	5.0	4	1	1	0	0	2	3	20	81-56
7/21	vs. St. Paul	W, 5-4	Top 5th, winning 2-1	-	4.0	5	4	4	0	0	3	4	20	96-58

INDICATES MLB GAME INDICATES GAME WITH ROYALS * Indicates Relief Appearance (Q) Indicates Quality Start

2023 BATTED BALL STATISTICS (TRIPLE-A ONLY)

BABIP	GB/FB	LD%	GB%	FB%	IFFB%	HR/FB	Pull%	Cent%	Oppo%	SwStr%
.364	1.63	26.3%	45.6%	28.1%	6.3%	12.5%	40.4%	24.6%	35.1%	13.4%

vs. COLUMBUS IN 2023

W	L	ERA	G	GS	CG	SHO	GF	HLD	SV	SVO	IP	H	R	ER	HR	HB	BB	IBB	SO	WHIP	AVG
---	---	-----	---	----	----	-----	----	-----	----	-----	----	---	---	----	----	----	----	-----	----	------	-----

vs. COLUMBUS HITTERS IN 2023

PLAYER	AVG	AB	H	2B	3B	HR	RBI	BB	SO	PLAYER	AVG	AB	H	2B	3B	HR	RBI	BB	SO
--------	-----	----	---	----	----	----	-----	----	----	--------	-----	----	---	----	----	----	-----	----	----

PLAYER		QUICK NOTES	CAREER HIGHS
32	CHRISTIAN CHAMBERLAIN	<p>Ranked by <i>Baseball America</i> as the No. 21 Royals prospect</p> <p>2023: Opened the year in NW Arkansas (AA) and made 20 appearances out of the bullpen for the Naturals and went 1-2 with a 1.99 ERA (7 ER in 31.2 IP), and struck out 49 (13.93 K/9) ... 14 of 20 Double-A appearances were scoreless ... promoted to Omaha on 6/20, made Triple-A debut 6/20 @ ROC (1.01 IP 2 R, 2 K) ... only 4 of 11 Triple-A games have been scoreless ... among Royals MiLB pitchers (min. 30.0 IP), 2nd with 13.94 K/9 and 2nd with 34.8% K/9</p> <p>2022: After beginning the season with Quad Cities (A+), was assigned to NW Arkansas (AA) on May 31 and finished the season in Double-A ... pitched 33 games between the two levels, among Royals Minor League pitchers with at least 40.0 innings pitched, his 13.22 K/9 and 29.6% K/9 both ranked 3rd-best ... his 19.3% BB% was 2nd-worst</p> <p>2021: Assigned to Quad Cities (A+) on 5/23 to begin his career in professional baseball and pitched two games out of the bullpen for the River Bandits, going 1-0 with a 4.91 ERA (2 ER in 3.2 IP) with just one walk and six strikeouts, before being placed on the 7-Day Injured List on 6/14, where he remained for the rest of the season.</p>	<p>IP 2.2 (2x) Last: 5/14/22 vs. Wisconsin</p> <p>K 6 5/3/22 @ Cedar Rapids</p> <p>BB 4 4/8/22 @ South Bend</p> <p>H 4 (3x) Last: 7/16/22 vs. Indianapolis</p> <p>ER 6 6/17/22 vs. Arkansas</p> <p>NP 48 4/8/22 @ South Bend</p>
		4SFB (93-96), SL (84.1), SNK (94.2), CB (80.5) CONSECUTIVE BATTERS RETIRED: 0 SCORELESS STREAK: 0.0 IP	
46	STEVEN CRUZ	<p>Ranked by MLB Pipeline as the No. 27 Royals prospect</p> <p>2023: Traded from Minnesota with Evan Sisk to KC in exchange for Michael A. Taylor on Jan. 24 ... opened the year with NW Arkansas (AA), appeared in 29 games, with a 2.20 ERA (8 ER in 32.2 IP), 9 saves and 42 strikeouts, at the time of his promotion to Triple-A, led the Texas league in saves (9), tied 3rd in games pitched (29) ... did not allow an earned run over his last 14 appearances (16.2 IP) with NWA ... assigned to Omaha on 7/12, threw scoreless inning in debut 7/14</p> <p>2022: Spent the season with Wichita (AA), appeared in 46 games out of the bullpen with a 1-4 record, four saves and a 5.14 ERA (32 ER in 56.0 IP), with 72 strikeouts (11.6 K/9) ... led the Wind Surge staff in games pitched, 2nd in the Texas League ... among Twins MiLB pitchers, t-2nd in games pitched, behind Evan Sisk (50), who he was traded with to Kansas City</p> <p>2021: In his first year of full-season ball, spent most of the year with Fort Myers (A) before ending the year with Cedar Rapids (A+) ... pitched in 28 games (two starts) between the two levels and went 4-2 with a 4.32 ERA (24 ER in 50.0 IP) with a career-high 80 strikeouts (14.4 K/9) with a .189 opponents' batting average (35-for-185).</p>	<p>IP 4.0 (2x) Last: 6/23/18 @ GCL Red Sox</p> <p>K 6 (3x) Last: 8/25/19 vs. Danville</p> <p>BB 5 7/9/18 vs. GCL Rays</p> <p>H 5 (3x) Last: 5/14/21 vs. Clearwater</p> <p>ER 6 4/20/22 vs. Midland</p> <p>NP 54 5/8/21 @ Bradenton</p> <p>IP 3.0 (4x) Last: 5/16/21 vs. Cedar Rapids</p> <p>K 6 5/16/21 vs. Cedar Rapids</p> <p>BB 4 (2x) Last: 4/8/22 @ Springfield</p> <p>H 5 8/24/22 vs. Springfield</p> <p>ER 4 (2x) Last: 7/19/23 vs. St. Paul</p> <p>NP 50 8/24/22 vs. Springfield</p>
		4SFB (95-98), SL (89.8) CONSECUTIVE BATTERS RETIRED: 2 (7/25) SCORELESS STREAK: 0.2 IP (7/25)	
55	JONAH DIPOTO	<p>2023: For the 2nd straight year, made his spring debut with a scoreless Cactus League inning against his dad's Seattle Mariners, on 2/26 ... opened the regular season with NW Arkansas (AA), pitched 10.1 scoreless innings with 1 ER and 13 K across 7 relief outings ... assigned to Omaha (AAA) on 5/3, has not allowed an earned run in 12 of 21 outings with Omaha, a streak of 6 straight scoreless games from 6/8 to 6/30 with 1 ER in 9.2 IP in June (0.93 ERA).</p> <p>2022: Pitched a scoreless Cactus League inning with a strikeout on 3/29 against his dad's Seattle Mariners ... spent the entire season with NW Arkansas (AA) and led the Naturals with 42 games pitched ... 11.87 K/9 ranked second among Royals minor leaguers (min. 60.0 IP), 212 opponents' batting average and 28.1% K/9 ranked 3rd</p> <p>MISC: Full name is <i>Jonah Seaver Dipoto</i>, after Tom Seaver ... father Jerry Dipoto is currently the President of Baseball Operations for the Seattle Mariners, formerly their GM.</p>	<p>IP 3.0 (5x) Last: 8/12/21 vs. Beloit</p> <p>K 6 (5x) Last: 8/12/21 vs. Beloit</p> <p>BB 5 (2x) Last: 6/2/22 vs. Corpus Christi</p> <p>H 6 8/24/22 vs. Springfield</p> <p>ER 7 8/24/22 vs. Springfield</p> <p>NP 56 7/1/21 vs. Cedar Rapids</p> <p>IP 8.0 (2x) Last: 8/24/19 @ Frisco</p> <p>K 10 (2x) Last: 7/3/21 @ St. Paul</p> <p>BB 5 (3x) Last: 5/31/22 vs. Indianapolis</p> <p>H 11 (2x) Last: 6/14/22 @ Iowa</p> <p>ER 9 6/14/22 @ Iowa</p> <p>NP 107 6/8/19 vs. Fayetteville</p> <p>IP 7.0 8/28/19 vs. Lakeland</p> <p>K 10 8/13/21 vs. Akron</p> <p>BB 6 6/9/21 vs. Hartford</p> <p>H 8 (2x) Last: 4/27/22 @ New Hampshire</p> <p>ER 7 6/28/23 vs. CLEVELAND</p> <p>NP 98 6/15/22 vs. Portland</p> <p>IP 3.2 7/16/21 @ Myrtle Beach</p> <p>K 5 (2x) Last: 4/15/22 vs. Cedar Rapids</p> <p>BB 4 (3x) 8/17/22 vs. San Antonio</p> <p>H 5 (4x) Last: 8/13/22 @ Arkansas</p> <p>ER 6 8/17/22 vs. San Antonio</p> <p>NP 58 6/22/22 vs. Springfield</p>
		SNK (93-95), SL (81.8), CB (80.3) CONSECUTIVE BATTERS RETIRED: 0 SCORELESS STREAK: 0.0 IP	
51	BRAD KELLER (MLB REHAB)	<p>2023: Opened the season on the Royals and made 9 starts, going 4-4 with a 4.36 ERA (21 ER in 43.1 IP) and 31 strikeouts to 40 walks (0.78 K/BB) ... placed on the 15-day injured list on 5/19, retroactive to 5/16 with right shoulder impingement syndrome ... assigned to Omaha on rehab 6/28 and has pitched in 6 games (2 starts) ... as a starter: 2.25 ERA (1 ER in 4.0 IP) with 5 BB & 3 K ... 5 games as a reliever: 25.20 ERA (14 ER in 5.0 IP) with 16 BB, 8 K</p> <p>2022: Pitched 35 games (22 starts) for the Royals and went 6-14 with a 5.09 ERA (79 ER in 139.1 IP) ... began the season with a 1.74 ERA (6 ER in 31.0 IP) through his first 5 starts, named Royals Pitcher of the Month for April ... over his next 17 starts, pitched to a 6.01 ERA (61 ER in 91.1 IP) and was moved to the bullpen in mid-August</p> <p>MLB CAREER: Has pitched 148 games (114 starts) for the Royals since 2018 ... in those 6 steals, he leads the Royals in wins (38), starts (114), innings (677.0) and strikeouts (506) ... acquired via trade from Cincinnati in December 2017, after the Reds selected him from Arizona in the Rule 5 Draft.</p>	<p>IP 9.0 9/13/2020 vs. PITTSBURGH</p> <p>K 10 (2X) LAST: 4/12/2019 VS. CLEVELAND</p> <p>BB 8 5/15/2023 @ SAN DIEGO</p> <p>H 13 8/2/2022 @ CHICAGO (AL)</p> <p>ER 8 (5X) LAST: 8/13/2022 VS. LOS ANGELES (NL)</p> <p>NP 119 4/12/2019 vs. CLEVELAND</p> <p>IP 3.0 (5x) Last: 8/12/21 vs. Beloit</p> <p>K 6 (5x) Last: 8/12/21 vs. Beloit</p> <p>BB 5 (2x) Last: 6/2/22 vs. Corpus Christi</p> <p>H 6 8/24/22 vs. Springfield</p> <p>ER 7 8/24/22 vs. Springfield</p> <p>NP 56 7/1/21 vs. Cedar Rapids</p> <p>IP 8.0 (2x) Last: 8/24/19 @ Frisco</p> <p>K 10 (2x) Last: 7/3/21 @ St. Paul</p> <p>BB 5 (3x) Last: 5/31/22 vs. Indianapolis</p> <p>H 11 (2x) Last: 6/14/22 @ Iowa</p> <p>ER 9 6/14/22 @ Iowa</p> <p>NP 107 6/8/19 vs. Fayetteville</p> <p>IP 7.0 8/28/19 vs. Lakeland</p> <p>K 10 8/13/21 vs. Akron</p> <p>BB 6 6/9/21 vs. Hartford</p> <p>H 8 (2x) Last: 4/27/22 @ New Hampshire</p> <p>ER 7 6/28/23 vs. CLEVELAND</p> <p>NP 98 6/15/22 vs. Portland</p> <p>IP 3.2 7/16/21 @ Myrtle Beach</p> <p>K 5 (2x) Last: 4/15/22 vs. Cedar Rapids</p> <p>BB 4 (3x) 8/17/22 vs. San Antonio</p> <p>H 5 (4x) Last: 8/13/22 @ Arkansas</p> <p>ER 6 8/17/22 vs. San Antonio</p> <p>NP 58 6/22/22 vs. Springfield</p>
		4SFB (92-94), SL, CB, CH, SNK CONSECUTIVE BATTERS RETIRED: 2 (7/25) SCORELESS STREAK: 0.2 IP (7/25)	
62	WILL KLEIN	<p>Ranked by MLB Pipeline as the No. 18 Royals prospect ... Ranked by <i>Baseball America</i> as the No. 23 Royals prospect</p> <p>2023: Opened the season back with NW Arkansas (AA) and appeared in 21 games out of the bullpen, with a 3.38 ERA (11 ER in 29.1 IP) and 44 strikeouts to 14 walks ... did not allow a run over his final 11.0 IP (6 games) with NWA ... promoted to Omaha on 6/13, made his Triple-A debut on 6/14 vs. COL with 2.0 scoreless IP, 5 K including his first 3 ... fastball averages 97.3, max of 100.7 mph ... threw 0.1 IP in Futures Game on 7/8 in Seattle, 2 BB and took the L</p> <p>2022: Opened the season on Injured List with shin splints, assigned to NW Arkansas (AA) on May 14, where he spent the entire season ... over 30 outings (3 starts), had a 10.51 ERA (51 ER in 43.2 IP) and 55 strikeouts to 51 walks (1.08 K/BB) ... among Royals Minor League pitchers (min. 40.0 IP), his 11.34 K/9 ranked 6th-best, and 22.0% BB% was last</p> <p>2021: Began his professional career in Quad Cities (A+), pitching in 36 games out of the bullpen for the River Bandits ... went 7-1 with four saves and a 3.58 ERA (25 ER in 70.1 IP and 121 strikeouts) ... named an MiLB.com Organization All-Star and recognized as the Royals' Pitching Prospect of the Year by MLB Pipeline.</p>	<p>IP 8.0 (2x) Last: 8/24/19 @ Frisco</p> <p>K 10 (2x) Last: 7/3/21 @ St. Paul</p> <p>BB 5 (3x) Last: 5/31/22 vs. Indianapolis</p> <p>H 11 (2x) Last: 6/14/22 @ Iowa</p> <p>ER 9 6/14/22 @ Iowa</p> <p>NP 107 6/8/19 vs. Fayetteville</p> <p>IP 7.0 8/28/19 vs. Lakeland</p> <p>K 10 8/13/21 vs. Akron</p> <p>BB 6 6/9/21 vs. Hartford</p> <p>H 8 (2x) Last: 4/27/22 @ New Hampshire</p> <p>ER 7 6/28/23 vs. CLEVELAND</p> <p>NP 98 6/15/22 vs. Portland</p> <p>IP 3.2 7/16/21 @ Myrtle Beach</p> <p>K 5 (2x) Last: 4/15/22 vs. Cedar Rapids</p> <p>BB 4 (3x) 8/17/22 vs. San Antonio</p> <p>H 5 (4x) Last: 8/13/22 @ Arkansas</p> <p>ER 6 8/17/22 vs. San Antonio</p> <p>NP 58 6/22/22 vs. Springfield</p>
		4SFB (96-99), CB (82.5), CUT (89.1) CONSECUTIVE BATTERS RETIRED: 2 (7/26) SCORELESS STREAK: 2.2 IP (7/23 to 7/26)	
37	JACKSON KOWAR	<p>2023: Has 3 starts with Omaha (3/31-5/16, 5/20-6/2 & 6/24-present) ... 9 of 22 appearances with the Chasers have been scoreless, has allowed 2+ runs in 9 of 22 ... earned his first professional save with 1.2 scoreless innings on 5/5 vs. LOU ... in two stints with Kansas City, has a 6.17 ERA (8 ER in 11.2 IP) over 8 games with 14 strikeouts, with 3 scoreless outings ... threw first 1-2-3 inning of 2023 with OMA in 9th inning 7/14 vs. IND, has 3 in his last 5 games.</p> <p>2022: Made his first Opening Day roster with Kansas City, but only pitched in 7 games over three stints with the Major League club, also making 20 starts with Omaha (AAA) across three stints ... allowed less than two earned runs in 8 of his 20 starts with Omaha, including three scoreless outings.</p> <p>2021: Kansas City's Paul Splittorff Minor League Pitcher of the Year, given to the top pitcher in the organization, also Omaha's Pitcher of the Year, the Triple-A East Pitcher of the Year and a Triple-A East post-season All-Star ... made 17 appearances (16 starts) and went 9-4 with a 3.46 ERA (31 ER in 80.2 IP) and a Triple-A best 115 strikeouts (12.8 K/9).</p>	<p>IP 8.0 (2x) Last: 8/24/19 @ Frisco</p> <p>K 10 (2x) Last: 7/3/21 @ St. Paul</p> <p>BB 5 (3x) Last: 5/31/22 vs. Indianapolis</p> <p>H 11 (2x) Last: 6/14/22 @ Iowa</p> <p>ER 9 6/14/22 @ Iowa</p> <p>NP 107 6/8/19 vs. Fayetteville</p> <p>IP 7.0 8/28/19 vs. Lakeland</p> <p>K 10 8/13/21 vs. Akron</p> <p>BB 6 6/9/21 vs. Hartford</p> <p>H 8 (2x) Last: 4/27/22 @ New Hampshire</p> <p>ER 7 6/28/23 vs. CLEVELAND</p> <p>NP 98 6/15/22 vs. Portland</p> <p>IP 3.2 7/16/21 @ Myrtle Beach</p> <p>K 5 (2x) Last: 4/15/22 vs. Cedar Rapids</p> <p>BB 4 (3x) 8/17/22 vs. San Antonio</p> <p>H 5 (4x) Last: 8/13/22 @ Arkansas</p> <p>ER 6 8/17/22 vs. San Antonio</p> <p>NP 58 6/22/22 vs. Springfield</p>
		4SFB (95-98), SL (86.3), CH (86.2) CONSECUTIVE BATTERS RETIRED: 0 SCORELESS STREAK: 0.0 IP	
48	JAMES MCARTHUR	<p>2023: Since being optioned to Omaha on 6/30, has retired 35 of 43 batters faced (81%), 11 of his last 12 Triple-A outings have been scoreless ... traded by PHI to KC on 5/8 for OF Junior Marin and cash ... made 5 appearances (4 starts) with Lehigh Valley (AAA) and went 0-2 with a 7.31 ERA (13 ER in 16.0 IP) with 15 strikeouts and 7 walks ... 12 of 18 OMA outings have been scoreless, including 2 short starts ... 10 of 18 have been 2.0 IP + ... recalled by KC on 6/24 and made his MLB debut 6/28 vs. CLE, allowed 7 R on 6 H & 1 BB in 1.0 IP and was optioned back to Omaha 6/30.</p> <p>2022: Limited to 13 starts for Reading (AA) and went 2-6 with a 5.05 ERA ... placed on the IL on 6/22 with a right posterior elbow impingement, reinstated on 6/29, recalled by the Phillies and placed on the 60-day IL for the remainder of the season with a right elbow stress reaction.</p> <p>2021: Selected to Philadelphia's 40-man roster in November, recorded a 4.25 ERA (37 ER in 78.1 IP) with 83 K in 20 games (15 starts) between Jersey Shore (A+) and Reading (AA).</p>	<p>IP 8.0 (2x) Last: 8/24/19 @ Frisco</p> <p>K 10 (2x) Last: 7/3/21 @ St. Paul</p> <p>BB 5 (3x) Last: 5/31/22 vs. Indianapolis</p> <p>H 11 (2x) Last: 6/14/22 @ Iowa</p> <p>ER 9 6/14/22 @ Iowa</p> <p>NP 107 6/8/19 vs. Fayetteville</p> <p>IP 7.0 8/28/19 vs. Lakeland</p> <p>K 10 8/13/21 vs. Akron</p> <p>BB 6 6/9/21 vs. Hartford</p> <p>H 8 (2x) Last: 4/27/22 @ New Hampshire</p> <p>ER 7 6/28/23 vs. CLEVELAND</p> <p>NP 98 6/15/22 vs. Portland</p> <p>IP 3.2 7/16/21 @ Myrtle Beach</p> <p>K 5 (2x) Last: 4/15/22 vs. Cedar Rapids</p> <p>BB 4 (3x) 8/17/22 vs. San Antonio</p> <p>H 5 (4x) Last: 8/13/22 @ Arkansas</p> <p>ER 6 8/17/22 vs. San Antonio</p> <p>NP 58 6/22/22 vs. Springfield</p>
		SNK (93-95), CB (81.3), CH (87.7), CUT (88.6) CONSECUTIVE BATTERS RETIRED: 8 (7/20 to 7/23) SCORELESS STREAK: 7.0 IP (7/14 to 7/22)	
40	WALTER PENNINGTON	<p>2023: Opened the season with NW Arkansas (AA) and pitched 9.2 scoreless innings with 11 strikeouts across 8 relief outings, allowed 4 H and 4 BB for a 0.83 WHIP and .129 BAA ... assigned to Omaha (AAA) on 5/3 and made his Triple-A debut 5/5 vs. LOU, struck out his first 2 batters in a 1-2-3 7th inning ... four straight scoreless between 5/13 and 5/24 ... has not allowed an earned run in 14 of 22 OMA appearances this year, has two 3.0 IP outings.</p> <p>2022: Opened the season with Quad Cities (A+) and pitched 5.2 scoreless innings with nine strikeouts, across three relief outings ... assigned to NW Arkansas (AA) on 4/21, where he ended the season ... earned decisions in 5 of first 6 outings with Naturals (3 W, 1 L, 1 SV) ... 13 of 33 NWA outings were scoreless, allowed 1 ER or less in 20 of 33 ... made first pro start 6/22 vs. SPR ... was on the Injured List from 8/18 to 9/1, threw scoreless 8th inning in first outing back 9/3.</p> <p>MISC: Graduated from the Colorado School of Mines with a mechanical engineering degree, threw 224.2 innings, but also hit .288 with a 1.142 OPS as an outfielder.</p>	<p>IP 8.0 (2x) Last: 8/24/19 @ Frisco</p> <p>K 10 (2x) Last: 7/3/21 @ St. Paul</p> <p>BB 5 (3x) Last: 5/31/22 vs. Indianapolis</p> <p>H 11 (2x) Last: 6/14/22 @ Iowa</p> <p>ER 9 6/14/22 @ Iowa</p> <p>NP 107 6/8/19 vs. Fayetteville</p> <p>IP 7.0 8/28/19 vs. Lakeland</p> <p>K 10 8/13/21 vs. Akron</p> <p>BB 6 6/9/21 vs. Hartford</p> <p>H 8 (2x) Last: 4/27/22 @ New Hampshire</p> <p>ER 7 6/28/23 vs. CLEVELAND</p> <p>NP 98 6/15/22 vs. Portland</p> <p>IP 3.2 7/16/21 @ Myrtle Beach</p> <p>K 5 (2x) Last: 4/15/22 vs. Cedar Rapids</p> <p>BB 4 (3x) 8/17/22 vs. San Antonio</p> <p>H 5 (4x) Last: 8/13/22 @ Arkansas</p> <p>ER 6 8/17/22 vs. San Antonio</p> <p>NP 58 6/22/22 vs. Springfield</p>
		SNK (92-94), SL (92.9), CH (86.3) CONSECUTIVE BATTERS RETIRED: 3 (7/22 to 7/26) SCORELESS STREAK: 3.1 IP (7/20 to 7/26)	
43	COLLIN SNIDER	<p>2023: Opened the season with Omaha and pitched in 28 games before his first call-up of the season on 7/1 ... pitched in 5 games with KC (first 3 were scoreless) with a 7.71 ERA (4 ER in 4.2 IP) and optioned back to Omaha 7/16 ... 15 of 30 appearances with Omaha have been scoreless, including 5 straight between May 10 and 19 ... has allowed more than 1 run five times this year with the Chasers.</p> <p>2022: Made the Opening Day Roster and his MLB Debut with Kansas City ... in his first season in the big leagues, started and ended the season with Kansas City ... pitched in 42 games across five stints with the Royals, going 4-2 with a 6.55 ERA (25 ER in 34.1 IP) ... began his career with a 5.1 scoreless innings over 6 games, and pitched in 27 of KC's first 56 games during his first stint from Opening Day through 6/9 ... also appeared in 20 games with Omaha (AAA) with a 5.40 ERA (13 ER in 21.2 IP) and 12 scoreless outings.</p> <p>2021: Split the season between NW Arkansas (AA) and Omaha, making a career-high 48 appearances with a career-high 64 strikeouts and 26 walks ... joined the Storm Chasers a week into the season, returned to NWA on June 6, transferred back to Triple-A on August 24 ... posted a 3.15 ERA in 25 Double-A outings before returning to Omaha.</p>	<p>IP 8.0 (2x) Last: 8/24/19 @ Frisco</p> <p>K 10 (2x) Last: 7/3/21 @ St. Paul</p> <p>BB 5 (3x) Last: 5/31/22 vs. Indianapolis</p> <p>H 11 (2x) Last: 6/14/22 @ Iowa</p> <p>ER 9 6/14/22 @ Iowa</p> <p>NP 107 6/8/19 vs. Fayetteville</p> <p>IP 7.0 8/28/19 vs. Lakeland</p> <p>K 10 8/13/21 vs. Akron</p> <p>BB 6 6/9/21 vs. Hartford</p> <p>H 8 (2x) Last: 4/27/22 @ New Hampshire</p> <p>ER 7 6/28/23 vs. CLEVELAND</p> <p>NP 98 6/15/22 vs. Portland</p> <p>IP 3.2 7/16/21 @ Myrtle Beach</p> <p>K 5 (2x) Last: 4/15/22 vs. Cedar Rapids</p> <p>BB 4 (3x) 8/17/22 vs. San Antonio</p> <p>H 5 (4x) Last: 8/13/22 @ Arkansas</p> <p>ER 6 8/17/22 vs. San Antonio</p> <p>NP 58 6/22/22 vs. Springfield</p>
		SNK (94-96), SL (83.6), CH (90.5) CONSECUTIVE BATTERS RETIRED: 3 (7/25) SCORELESS STREAK: 1.0 IP (7/25)	
47	EVAN SISK	<p>2023: Has not allowed an earned run in 24 of his team-best 35 appearances, tied 4th in the league in games pitched ... has allowed 2+ ER in 9 outings ... threw 2.0 perfect innings 5/6 vs. LOU, season-high 2.1 shutout innings 6/7 @ IND ... 7 of his last 10 outings have been scoreless ... has 10 outings of 1.0 IP+ this season, including 2.0 inning start/open 7/16 vs. IND ... has 8 scoreless outings that have lasted less than 1.0 inning.</p> <p>2022: Split his first full season in the Twins organization between Wichita (AA) and St. Paul (AAA), earned Minnesota MiLB.com Organization All-Star honors as a relief pitcher ... posted a 1.57 ERA (11 ER in 63.0 IP) with 76 strikeouts against 29 walks (10.86 K/9 and 2.62 K/BB) across 50 games between the two levels, the best ERA in 2022 among all MiLB relievers that made 50+ appearances and threw a minimum of 60.0 IP.</p> <p>2021: Began the season in the Cardinals organization, acquired by Minnesota via trade on July 30 ... split the year between Peoria (A+), Springfield (AA) and Wichita (AA), combining to pitch in 39 games with a 3-1 record and 3.91 ERA (23 ER in 53.0 IP), striking out 69 with 35 walks ... originally drafted by St. Louis in the 16th Round in 2018.</p>	<p>IP 8.0 (2x) Last: 8/24/19 @ Frisco</p> <p>K 10 (2x) Last: 7/3/21 @ St. Paul</p> <p>BB 5 (3x) Last: 5/31/22 vs. Indianapolis</p> <p>H 11 (2x) Last: 6/14/22 @ Iowa</p> <p>ER 9 6/14/22 @ Iowa</p> <p>NP 107 6/8/19 vs. Fayetteville</p> <p>IP 7.0 8/28/19 vs. Lakeland</p> <p>K 10 8/13/21 vs. Akron</p> <p>BB 6 6/9/21 vs. Hartford</p> <p>H 8 (2x) Last: 4/27/22 @ New Hampshire</p> <p>ER 7 6/28/23 vs. CLEVELAND</p> <p>NP 98 6/15/22 vs. Portland</p> <p>IP 3.2 7/16/21 @ Myrtle Beach</p> <p>K 5 (2x) Last: 4/15/22 vs. Cedar Rapids</p> <p>BB 4 (3x) 8/17/22 vs. San Antonio</p> <p>H 5 (4x) Last: 8/13/22 @ Arkansas</p> <p>ER 6 8/17/22 vs. San Antonio</p> <p>NP 58 6/22/22 vs. Springfield</p>
		SNK (90-92), SL (79.0), 4SFB (89.8), CH (84.1) CONSECUTIVE BATTERS RETIRED: 2 (7/22) SCORELESS STREAK: 3.1 IP (7/16 to 7/22)	

RELIEVERS		ENTRANCE SITUATION			INNING ENTERING THE GAME										INHERITED RUNNERS			1-2-3 INNINGS				
PITCHER	LEAD	TRAIL	TIED	1	2	3	4	5	6	7	8	9	10+	BR INHR.	BR SCORE	% SCORE	TOTAL	POSSIBLE	% 1-2-3			
31 Bowlan, Jonathan	2	-	-	-	-	1	-	-	1	-	-	-	-	-	-	-	2	8	25.0%			
50 Castillo, Max	-	1	-	-	-	-	-	1	-	-	-	-	-	-	-	-	2	4	50.0%			
32 Chamberlain, Christian	4	5	2	-	-	1	1	2	2	2	2	1	-	4	1	25.0%	2	8	25.0%			
46 Cruz, Steven	2	2	-	-	-	-	-	1	-	-	3	-	-	1	0	0.0%	0	3	0.0%			
55 Dipoto, Jonah	7	11	3	-	-	1	2	2	6	3	4	2	1	19	10	52.6%	5	18	27.8%			
51 Keller, Brad	-	5	2	-	-	-	-	2	3	2	-	-	-	-	-	-	1	4	25.0%			
62 Klein, Will	9	2	1	-	-	-	-	1	2	3	6	-	-	4	1	25.0%	4	15	26.7%			
37 Kowar, Jackson	9	12	1	-	-	-	-	6	4	6	5	1	-	19	11	57.9%	3	22	13.6%			
54 McArthur, James	6	7	3	-	-	1	1	4	3	6	1	-	-	8	4	50.0%	9	21	42.9%			
40 Pennington, Walter	10	9	4	-	-	-	4	1	9	4	2	3	-	7	6	85.7%	9	22	40.9%			
47 Sisk, Evan	13	17	6	-	-	-	1	1	7	11	10	5	1	24	9	37.5%	5	24	20.8%			
43 Snider, Collin	17	11	2	-	-	-	-	1	5	7	12	5	-	8	5	62.5%	6	21	28.6%			
56 Veneziano, Anthony	1	-	-	-	-	-	-	1	-	-	-	-	-	-	-	-	0	1	0.0%			
SEASON (INCLUDING INACTIVE)				152	138	33	0	0	11	13	33	59	73	73	58	3	154	68	44.2%	87	317	27.4%

STORM CHASERS BULLPEN USAGE (PITCH COUNT, LAST TWO WEEKS)

DAY OF WEEK		TUE	WED	THU	FRI	SAT	SUN	MON	TUE	WED	THU	FRI	SAT	SUN	LAST OMAHA RELIEF APPEARANCE											
DATE		7/18	7/19	7/20	7/21	7/22	7/23	7/24	7/25	7/26	7/27	7/28	7/29	7/30	GAME	IP	H	R	ER	BB	SO	HR	BF			
32	Chamberlain, Christian (L)				28				26						TUE 7/25 @ Columbus	0.0	1	4	4	3	0	0	4			
46	Cruz, Steven			38					26						TUE 7/25 @ Columbus	1.0	2	1	1	0	1	0	5			
55	Dipoto, Jonah		27						17						TUE 7/25 @ Columbus	0.1	2	1	1	1	0	0	3			
51	Keller, Brad				19	7			31						TUE 7/25 @ Columbus	1.0	1	1	1	3	1	0	7			
62	Klein, Will		27				23			15					WED 7/26 @ Columbus, SV	1.0	1	0	0	0	1	0	4			
37	Kowar, Jackson		29		31	20				18					WED 7/26 @ Columbus	1.0	2	1	1	0	0	1	5			
54	McArthur, James	28		21			14								SUN 7/23 vs. St. Paul, W	2.0	0	0	0	0	1	0	6			
40	Pennington, Walter (L)	17		17		14				12					WED 7/26 @ Columbus, W	0.2	0	0	0	0	2	0	2			
47	Sisk, Evan (L)		4	27		8									SAT 7/22 vs. St. Paul	0.2	1	0	0	0	0	0	3			
43	Snider, Collin		34						17						TUE 7/25 @ Columbus	1.0	0	0	0	0	0	0	3			

OMAHA STARTING PITCHER SPLITS						1ST PITCH STRIKES			1-2-3 INNINGS			OMAHA STARTERS VS. RELIEVERS		
	PITCHER	GS	W-L	TEAM W-L	R SUPPORT	SUPPORT/GS	FPS	TBF	% FPS	TOTAL	POSSIBLE	% 1-2-3	STARTERS	RELIEVERS
	Heasley, Jonathan	13	1-5	7-6	36	2.77	174	296	58.8%	18	62	29.0%	20-22	W-L
50	Castillo, Max	12	2-6	4-8	25	2.08	167	268	62.3%	20	60	33.3%	5.03	ERA
	Parrish, Drew	12	3-2	12-5	59	4.92	128	247	51.8%	12	49	24.5%	423.2	INNINGS
	Cox, Austin	9	2-1	5-18	27	3.00	90	161	55.9%	14	40	35.0%	441 (75)	HITS (HR)
56	Veneziano, Anthony	8	4-0	6-2	26	3.25	97	167	58.1%	12	40	30.0%	248 (237)	R (ER)
	Mayers, Mike	8	2-1	3-5	15	1.88	99	160	61.9%	9	34	26.5%	183	BB
41	Zerpa, Angel	6	0-2	1-5	6	1.00	75	117	64.1%	6	25	24.0%	360	K
	Lynch, Daniel	4	2-0	3-1	15	3.75	43	75	57.3%	6	17	35.3%	1.47	WHIP
25	Ragans, Cole	3	1-1	2-1	11	3.67	28	60	46.7%	2	13	15.4%	.270	AVG
31	Bowlan, Jonathan	3	1-2	1-2	7	2.33	28	62	45.2%	2	12	16.7%		
	Yarbrough, Ryan	3	0-0	1-2	5	1.67	37	53	69.8%	5	14	35.7%		
	Marsh, Alec	3	2-0	2-1	14	4.67	46	66	69.7%	1	15	6.7%		
	Mengden, Daniel	3	0-0	3-0	7	2.33	19	49	38.8%	2	7	28.6%		
51	Keller, Brad	2	0-0	1-1	5	2.50	12	19	63.2%	0	4	0.0%		
54	McArthur, James	2	0-0	1-1	5	2.50	12	19	63.2%	3	5	60.0%		
	Martinez, Marcelo	1	0-1	0-1	1	1.00	13	22	59.1%	2	5	40.0%		
37	Kowar, Jackson	1	0-1	0-1	1	1.00	9	14	64.3%	0	2	0.0%		
47	Sisk, Evan	1	0-0	0-1	0	0.00	5	9	55.6%	0	2	0.0%		
		94			265	2.82	1,082	1,864	58.0%	114	406	28.1%		

OMAHA STARTING PITCHER/CATCHER MATCHUPS																																			
PITCHER	LOGAN PORTER							JAKSON REETZ							FREDDY FERMIN							JOSÉ BRICEÑO							TOTALS						
	GS	W-L	ERA	IP	ER	BB	SO	GS	W-L	ERA	IP	ER	BB	SO	GS	W-L	ERA	IP	ER	BB	SO	GS	W-L	ERA	IP	ER	BB	SO	GS	W-L	ERA	IP	ER	BB	SO
Heasley, Jonathan	6	0-4	7.84	31.0	27	10	33	3	0-0	4.12	15.1	7	7	11	4	1-1	10.20	17.2	21	9	16	-	-	-	-	-	-	-	13	1-5	7.73	64.0	55	26	60
Castillo, Max	3	1-2	4.02	15.2	7	2	2	4	1-2	3.97	22.2	10	5	21	2	0-2	7.71	9.1	8	5	4	3	0-0	5.28	15.1	9	3	8	12	2-6	4.86	63.0	34	15	35
Parrish, Drew	7	2-2	7.59	32.0	27	19	20	3	1-0	1.46	12.1	2	12	10	2	0-0	3.86	7.0	3	3	11	-	-	-	-	-	-	12	3-2	5.61	51.1	32	34	41	
Cox, Austin	7	1-1	3.72	29.0	12	13	25	2	1-0	0.82	11.0	1	6	9	-	-	-	-	-	-	-	-	-	-	-	-	-	9	2-1	2.93	40.0	13	19	44	
56 Veneziano, Anthony	5	2-0	2.00	27.0	7	9	27	2	1-0	8.59	7.1	7	6	6	-	-	-	-	-	-	-	1	1-0	0.00	6.1	0	3	2	8	4-0	2.88	40.2	13	18	35
Mayers, Mike	-	-	-	-	-	-	-	5	2-0	4.91	22.0	12	11	20	3	0-1	10.50	12	14	6	9	-	-	-	-	-	-	8	2-1	6.88	34.0	26	17	29	
41 Zerpa, Angel	4	0-2	7.63	15.1	13	10	19	-	-	-	-	-	-	-	-	-	-	-	-	-	-	2	0-0	0.79	11.1	1	3	4	6	0-2	4.73	26.2	14	13	23
Lynch, Daniel	1	1-0	0.00	6.0	0	0	5	3	1-0	5.25	12.0	7	3	13	-	-	-	-	-	-	-	-	-	-	-	-	-	4	2-0	3.50	18.0	7	3	18	
31 Bowlan, Jonathan	3	1-2	6.75	13.1	10	6	6	-	-	-	-	-	-	-	-	-	-	-	-	-	-	-	-	-	-	-	-	3	1-2	6.75	13.1	10	6	6	
25 Ragans, Cole	3	1-1	6.59	13.2	10	5	16	-	-	-	-	-	-	-	-	-	-	-	-	-	-	3	1-1	6.59	13.2	10	5	16	3	1-1	6.59	13.2	10	5	16
Yarbrough, Ryan	1	0-0	3.86	4.2	2	1	9	-	-	-	-	-	-	-	-	-	-	-	-	-	-	2	0-0	0.00	10.0	0	1	9	3	0-0	1.23	14.2	2	2	18
Marsh, Alec	3	2-0	2.40	15.0	4	7	19	-	-	-	-	-	-	-	-	-	-	-	-	-	-	3	2-0	2.40	15.0	4	7	19	3	2-0	2.40	15.0	4	7	19
Mengden, Daniel	2	0-0	5.87	7.2	5	4	5	1	0-0	3.00	3.0	1	1	4	-	-	-	-	-	-	-	3	0-0	5.06	10.2	6	5	9	3	0-0	5.06	10.2	6	5	9
51 Keller, Brad	1	0-0	4.50	2.0	1	2	3	-	-	-	-	-	-	-	-	-	-	-	-	-	-	1	0-0	0.00	2.0	0	3	0	2	0-0	2.25	4.0	1	5	3
54 McArthur, James	1	0-0	0.00	3.0	0	0	5	-	-	-	-	-	-	-	-	-	-	-	-	-	-	1	0-0	0.00	2.0	0	0	2	2	0-0	0.00	5.0	0	0	7
Martinez, Marcelo	1	0-1	9.00	5.0	5	1	3	-	-	-	-	-	-	-	-	-	-	-	-	-	-	1	0-1	9.00	5.0	5	1	3	1	0-1	9.00	5.0	5	1	3
37 Kowar, Jackson	-	-	-	-	-	-	-	-	-	-	-	-	-	-	-	-	-	-	-	-	-	-	-	-	-	-	-	1	0-1	13.50	2.2	4	4	3	
47 Sisk, Evan	-	-	-	-	-	-	-	-	-	-	-	-	-	-	-	-	-	-	-	-	-	1	0-0	2.0	1	3	1	1	0-0	4.50	2.0	1	3	1	
Relievers	-	14-12	5.76	211.0	154	146	237	-	4-8	5.29	98.2	58	64	119	-	5-1	4.97	54.1	30	31	57	-	4-4	5.93	41.0	27	30	44	-	27-25	5.56	405.0	250	271	457
TOTALS	48	25-27	5.51	431.1	264	235	434	23	11-10	4.62	204.1	105	115	213	12	6-6	6.99	103.0	80	58	100	11	5-4	3.80	90.0	38	46	70	94	47-47	5.29	828.2	487	454	817
	CS/ATT		15/66		PCT	22.73%		CS/ATT		5/29		PCT	17.24%		CS/ATT		3/10		PCT	30.00%		CS/ATT		4/13		PCT	30.8%		CS/ATT		27/118		PCT	22.88%	

OMAHA CATCHER PITCHING STATS																									
	CATCHERS	W	L	ERA	GS	SV	IP	H	R	ER	HR	HB	BB	IBB	SO	WHIP	AVG	WP	GDP	TBF	SB	CS	ATT	%CS	PB
14	Logan Porter	25	27	5.51	48	8	431.1	437	288	264	78	27	235	4	434	1.56	.264	23	44	1,936	51	15	65	22.73%	6
	Jakson Reetz	11	10	4.62	23	8	204.1	203	117	105	24	13	115	0	213	1.56	.258	16	15	925	24	5	29	17.24%	0
	Freddy Fermin	6	6	6.99	12	2	103.0	119	85	80	17	8	58	1	100	1.72	.288	9	8	488	7	3	10	30.00%	2
60	José Briceño	5	4	3.80	11	1	90.0	76	43	38	9	4	46	1	70	1.36	.233	5	10	382	9	4	13	30.77%	0

PITCH TIMER VIOLATIONS CALLED ON OMAHA PITCHERS (17)

DATE	PITCHER (# IN '23)	INNING	UMPIRE	COUNT AT CALL	BATTER RESULT (COUNT)	DATE	PITCHER (# IN '23)	INNING	UMPIRE	COUNT AT CALL	BATTER RESULT (COUNT)
1. April 4 vs. Toledo	Marcelo Martinez (1)	▲ 7	Dane Poncsak	0-0	Strikeout Swinging (1-2)	11. May 6 vs. Louisville	Daniel Mengden (1)	▲ 3	Louie Krupa	0-0	RBI Single (1-1)
2. April 7 vs. Toledo	Ryan Weiss (1)	▲ 9	Matt Bates	1-0	Walk (3-0)	12. May 10 @ Scranton/WB	Mike Mayers (2)	▲ 3	Raul Moreno	1-1	Strikeout Looking (3-2)
3. April 9 vs. Toledo	Max Castillo (1)	▲ 3	Cody Oakes	0-0	Strikeout Swinging (3-2)	13. May 28 @ St. Paul	Max Castillo (3)	▼ 1	Mike Rains	1-2	Groundout, 3-1 (3-2)
4. April 18 vs. Gwinnett	Mike Mayers (1)	▲ 5	Takahito Matsuda	0-0	Flyout, F7 (1-0)	14. June 8 @ Indianapolis	Andrés Núñez (2)	▼ 6	Matt Winter	0-1	2-RBI Double (3-2)
5. April 20 vs. Gwinnett	Max Castillo (2)	▲ 4	Ben Phillips	0-0	Walk (3-1)	15. June 15 vs. Columbus	Max Castillo (4)	▲ 5	Jose Matamoros	1-2	Lineout, L4
6. April 22 vs. Gwinnett	Drew Parrish (1)	▲ 5	Jose Navas	0-0	Walk (3-1)	16. July 9 @ Gwinnett	Angel Zerpa (1)	▼ 2	Cody Oakes (2)	0-2	Strikeout Swinging (1-2)
7. April 23 vs. Gwinnett	Evan Sisk (1)	▲ 7	Ben Phillips (2)	0-0	Lineout (1-1)	17. July 22 vs. St. Paul	Max Castillo (5)	▲ 2	David Arrieta	2-2	Flyout, F7 (3-2)
8. April 27 @ Nashville	Austin Cox (1)	▼ 3	Mark Bass	1-2	Strikeout Swinging (2-2)						
9. April 30 @ Nashville	Andrés Núñez (1)	▲ 9	Mark Bass (2)	2-0	Walk (3-0)						
10. May 4 vs. Louisville	Drew Parrish (2)	▲ 3	Randy Rosenberg	1-1	Walk (3-2)						

SO NICE, THEY DID IT TWICE (OR MORE)	MULTI-HIT GAMES					MULTI-RUN GAMES					MULTI-RBI GAMES					MULTI-BB GAMES					MULTI-K GAMES					MULTI-SB GAMES				
	2	3	4	5+	T	2	3	4	5+	T	2	3	4	5+	T	2	3	4	5+	T	2	3	4	5+	T	2	3	4	5+	T
19 Alexander, CJ	6	3	-	-	9	6	1	-	-	7	4	1	1	-	6	1	-	-	-	1	16	1	-	-	17	-	-	-	-	-
45 Beaty, Matt	2	-	-	-	2	1	-	-	-	1	2	-	-	-	2	1	-	-	-	1	1	-	-	-	1	-	-	-	-	-
3 Bradley, Tucker	13	2	-	-	15	6	1	-	-	7	4	4	-	-	8	7	-	-	-	7	5	-	1	-	6	4	-	-	-	4
60 Briceño, José	1	-	-	-	1	-	-	-	-	-	-	-	-	-	-	-	-	-	-	-	1	1	-	-	2	-	-	-	-	-
17 Castellano, Angelo	8	3	-	-	11	7	-	-	-	7	6	2	-	-	8	4	2	-	-	6	6	1	-	-	7	1	-	-	-	1
6 Dungan, Clay	5	2	-	-	7	2	1	-	-	3	2	1	-	-	3	4	1	-	-	5	5	-	-	-	5	1	-	-	-	1
24 Eaton, Nate	11	3	-	-	14	3	2	-	-	5	5	-	-	-	5	1	-	-	-	1	9	2	-	-	11	1	1	-	-	2
28 Gentry, Tyler	16	1	1	-	18	3	2	-	-	5	6	4	1	1	12	7	2	-	-	9	13	7	-	-	20	-	-	-	-	-
11 Hechavarria, Adeiny	3	1	-	-	4	1	-	-	-	1	-	1	1	-	2	1	-	-	-	1	3	-	-	-	3	-	-	-	-	-
18 Hicklen, Brewer	8	2	-	-	10	9	1	-	-	10	4	2	-	-	6	4	-	-	-	4	13	2	-	-	15	-	-	-	-	-
13 Loftin, Nick	13	3	1	-	17	4	-	-	-	4	4	7	1	-	12	-	-	-	-	-	5	-	-	-	5	-	-	-	-	-
22 Palacios, Jermaine	3	-	-	-	3	-	-	-	-	-	3	-	-	-	-	-	-	-	-	-	3	1	1	-	5	-	-	-	-	-
14 Porter, Logan	14	3	-	-	17	6	1	-	-	7	9	1	-	-	10	6	4	-	-	10	15	5	-	-	20	-	-	-	-	-
7 Rave, John	4	2	1	-	7	3	-	-	-	3	2	2	-	-	4	2	1	-	-	3	4	2	-	-	6	-	-	-	-	-
0 Taylor, Samad	20	6	-	-	26	10	3	-	-	13	11	2	-	-	13	9	3	1	-	13	14	1	1	-	16	4	2	2	-	8
Blanco, Dairon	10	6	1	-	17	9	1	-	-	10	3	2	-	-	5	5	1	-	-	6	3	2	-	-	5	9	3	1	-	13
Camargo, Johan	5	-	-	-	5	-	-	-	-	-	1	-	-	-	1	3	-	-	-	3	1	-	-	-	1	-	-	-	-	-
Fermin, Freddy	1	1	1	-	3	3	1	-	-	4	1	1	-	1	3	2	1	-	-	3	2	-	-	-	2	-	-	-	-	-
Garcia, Maikel	4	1	-	-	5	2	-	-	-	2	2	2	-	-	4	3	1	-	-	4	2	1	-	-	3	-	-	-	-	-
Isbel, Kyle	3	-	-	-	3	1	-	-	-	1	1	1	-	-	2	1	-	-	-	1	1	-	-	-	1	-	-	-	-	-
Jenista, Greyson	-	-	-	-	-	-	-	-	-	-	-	-	-	-	-	-	-	-	-	-	2	-	-	-	2	-	-	-	-	-
Lopez, Nicky	1	-	-	-	1	-	-	-	-	-	-	-	-	-	-	1	-	-	-	1	-	-	-	-	-	-	-	-	-	-
Massey, Michael	-	-	-	-	-	1	-	-	-	1	-	-	-	-	-	-	-	-	-	-	1	-	-	-	1	-	-	-	-	-
Pratto, Nick	-	1	-	-	1	1	-	-	-	1	2	-	-	-	2	3	-	-	-	3	2	1	-	-	3	-	-	-	-	-
Reetz, Jakson	4	2	-	-	6	-	-	-	-	-	1	-	-	1	2	2	-	-	-	2	5	2	1	-	8	-	-	-	-	-
Reyes, Frammil	1	-	-	-	1	1	-	-	-	1	1	-	-	-	1	-	-	-	-	-	1	1	-	-	2	-	-	-	-	-
Wallace, Paxton	1	1	-	-	2	-	-	-	-	-	-	-	-	-	-	-	-	-	-	-	1	-	-	-	1	-	-	-	-	-
Waters, Drew	1	-	3	-	4	2	2	-	-	4	1	1	-	-	2	1	-	-	-	1	1	2	-	-	3	-	-	-	-	-
	158	43	8	0	209	81	16	0	0	97	75	34	4	3	116	68	16	1	0	85	133	34	4	0	171	20	6	3	0	29

HITTING STREAKS

PLAYER	CURRENT	LONGEST	DATES/RESULTS							
			START	END	AVG	2B	3B	HR	RBI	OPS
19 Alexander, CJ	3	5	4/29	5/6	.278 (5-18)	1	0	0	3	.611
45 Beaty, Matt	-	2	6/15	6/17	.667 (4-6)	0	0	0	4	1.417
3 Bradley, Tucker	-	6 (3x)	7/5	7/18	.348 (8-23)	3	1	1	2	1.096
60 Briceño, José	-	2 (2x)	6/30	7/2	.286 (2-7)	0	0	0	1	.661
17 Castellano, Angelo	-	3 (4x)	7/4	7/6	.545 (6-11)	2	1	0	2	1.454
6 Dungan, Clay	7	7	7/14	7/26	.409 (9-22)	1	1	0	3	1.045
24 Eaton, Nate	-	7	5/28	6/4	.345 (10-29)	1	1	1	2	.939
28 Gentry, Tyler	2	5	4/5	4/9	.350 (7-20)	1	0	1	6	.967
11 Hechavarria, Adeiny	-	3 (2x)	7/5	7/7	.231 (3-13)	1	0	0	0	.594
18 Hicklen, Brewer	-	8	6/13	6/22	.375 (12-32)	4	0	1	6	1.023
13 Loftin, Nick	-	12	5/16	5/30	.417 (20-48)	4	0	3	18	1.170
22 Palacios, Jermaine	-	3	7/7	7/20	.364 (4-11)	0	0	2	4	1.294
14 Porter, Logan	4	9	6/20	7/2	.387 (12-31)	2	0	0	8	.965
7 Rave, John	-	9	6/13	6/25	.406 (13-32)	4	1	2	10	1.255
0 Taylor, Samad	-	11	6/1	6/15	.405 (15-37)	4	0	2	6	1.214

BOLD indicates longest streak in 2023 among active players

Italics indicates longest personal streak is active

ON-BASE STREAKS

CURRENT	LONGEST	DATES/RESULTS							
		START	END	AVG	2B	HR	BB	HBP	OBP
3	7	5/11	5/19	.250 (7 - 28)	2	3	3	0	.313
-	4	6/15	7/20	.333 (4 - 12)	0	0	3	1	.500
	9	5/21	6/10	.344 (11 - 32)	3	1	7	0	.450
-	5	6/18	7/2	.235 (4 - 17)	0	0	2	1	.350
9	9 (2x)	7/4	7/26	.419 (13 - 31)	4	0	3	0	.471
7	18	5/28	6/29	.316 (18 - 57)	1	0	14	1	.440
6	7 (2x)	7/5	7/16	.259 (7 - 27)	1	2	3	0	.323
5	11	6/7	6/21	.233 (10 - 43)	4	2	7	1	.346
-	3 (3x)	7/20	7/23	.300 (3 - 10)	2	0	1	0	.364
7	16	6/8	6/30	.317 (20 - 63)	6	2	7	2	.397
-	16	5/10	5/30	.349 (22 - 63)	5	3	10	0	.427
	3	7/7	7/20	.364 (4 - 11)	0	2	1	0	.385
5	30	5/24	7/5	.302 (32 - 106)	5	1	24	2	.433
3	20	6/13	7/9	.351 (26 - 74)	8	3	12	0	.437
10	16	5/12	5/30	.302 (19 - 63)	6	2	12	2	.429

Gold indicates career-best streak

PITCHES/PLATE APPEARANCE & PLATE APPEARANCE DEPTH

PLAYER	AVG. P/PA	TOTAL PA	TOTAL P	LONGEST PA (#)	DATE	INN.	PITCHER	RESULT
19 Alexander, CJ	3.95	206	814	9	7/21 vs. STP	▼ 3	Simeon Woods Richardson	Groundout (4-3)
45 Beaty, Matt	3.73	22	82	8	6/15 vs. COL	▼ 6	Cade Smith	Groundout (4-3)
3 Bradley, Tucker	3.93	221	869	10	4/29 @ NAS	▲ 3	Robert Stock	Groundout (4-3)
60 Briceño, José	3.48	40	139	7	6/21 @ ROC	▲ 2	Paolo Espino	Strikeout Swinging
17 Castellano, Angelo	4.01	246	987	10	4/18 vs. GWN	▼ 3	Michael Soroka	Strikeout Swinging
6 Dungan, Clay	4.03	164	661	10 (2x)	6/2 vs. MEM	▼ 10	Jake Walsh	Walk
24 Eaton, Nate	3.95	188	743	10 (2x)	7/5 @ GWN	▲ 9	Roel Ramirez	Groundout (5-3)
28 Gentry, Tyler	4.16	388	1,616	12	6/7 @ IND	▲ 9	Cody Bolton	Walk
11 Hechavarria, Adeiny	3.72	96	357	10	7/15 vs. IND	▼ 4	John O'Reilly	Walk
18 Hicklen, Brewer	3.84	223	857	10	6/3 vs. MEM	▼ 5	Zack Thompson	Strikeout Swinging
13 Loftin, Nick	3.41	231	788	9	7/15 vs. IND	▼ 7	Manuel Rodriguez	Popout, P3
22 Palacios, Jermaine	3.82	61	233	9	7/4 @ GWN	▲ 3	Nolan Kingham	Strikeout Swinging
14 Porter, Logan	4.07	325	1,322	9	6/15 vs. COL	▼ 6	Cade Smith	Strikeout Looking
7 Rave, John	4.21	134	564	8 (2x)	7/25 @ COL	▲ 8	Luis Oviedo	Walk
0 Taylor, Samad	4.15	345	1,432	10	7/25 @ COL	▲ 3	Jerad Eickhoff	Groundout (6-3)
	3.97	2,890	11,464					

PINCH-HITTING LOG (19)

#	DATE	INNING	PINCH HITTER	HITTING FOR	RESULT
1.	4/5 vs. Toledo	▼ 9	CJ Alexander	Angelo Castellano	Fielder's Choice (4-6)
2.	4/14 @ Iowa	▲ 8	Tucker Bradley	Angelo Castellano	2-RBI Double
3.	4/18 vs. Gwinnett	▼ 9	Tucker Bradley	Angelo Castellano	Strikeout Looking
4.	4/29 @ Nashville	▲ 8	Logan Porter	CJ Alexander	Strikeout Swinging
5.	5/7 vs. Louisville	▼ 9	CJ Alexander	Angelo Castellano	Groundout (4-3)
6.	5/10 @ Scranton/WB	▲ 8	CJ Alexander	Angelo Castellano	Strikeout Swinging
7.	5/12 @ Scranton/WB	▲ 8	Brewer Hicklen	Tucker Bradley	Flyout (F9)
8.	5/20 vs. Toledo	▼ 9	Tucker Bradley	Angelo Castellano	Strikeout Swinging
9.	5/27 @ St. Paul	▲ 7	Clay Dungan	Samad Taylor	Groundout, 6-3
10.	6/28 vs. Iowa	▼ 9	Paxton Wallace	Adeiny Hechavarria	Strikeout Swinging
11.	7/3 vs. Iowa	▼ 9	Angelo Castellano	Jermaine Palacios	Strikeout Swinging
12.	7/4 @ Gwinnett	▲ 8	Samad Taylor	José Briceño	Strikeout Looking
13.	7/6 @ Gwinnett	▲ 9	Brewer Hicklen	Angelo Castellano	Flyout (F9)
14.	7/20 vs. St. Paul	▼ 9	John Rave	Jermaine Palacios	Strikeout Looking
15.	7/20 vs. St. Paul	▼ 9	CJ Alexander	Angelo Castellano	Flyout (F7)
16.	7/21 vs. St. Paul	▼ 8	Nick Loftin	Tucker Bradley	Strikeout Swinging
17.	7/22 vs. St. Paul	▼ 8	Clay Dungan	José Briceño	RBI Single
18.	7/26 @ Columbus	▲ 8	Logan Porter	José Briceño	Walk
19.	7/26 @ Columbus	▲ 8	Tucker Bradley	Jermaine Palacios	Strikeout Swinging

Omaha Pinch Hitters: 2-for-18, 2B, 3 RBI, 1 BB, 10 K

Most-Used Pinch Hitter:
CJ Alexander (4x)Most Frequently Pinch-Hit For:
Angelo Castellano (8x)

PITCH TIMER VIOLATIONS CALLED ON OMAHA HITTERS (7)

DATE	INNING	UMPIRE	HITTER	COUNT AT CALL	BATTER RESULT (COUNT)
1. April 12 @ Iowa	▲ 9	Tom Hanahan	Samad Taylor (1)	0-1	Single (0-2)
2. June 3 vs. Memphis	▼ 8	Cody Clark	Johan Camargo (1)	0-0	Strikeout (0-2)
3. June 6 @ Indianapolis	▲ 1	Lew Williams	Dairon Blanco (1)	0-2	Strikeout (0-3)
4. June 20 @ Rochester	▲ 9	Steven Jaschinski	Tyler Gentry (1)	0-0	Strikeout (0-2)
5. June 24 @ Rochester	▲ 3	Chris Marco	José Briceño (1)	0-0	Strikeout (2-2)
6. June 24 @ Rochester	▲ 8	Chris Marco	Adeiny Hechavarria (1)	0-0	Walk (3-2)
7. July 15 vs. Indianapolis	▼ 1	Austin Jones	John Rave (1)	0-0	Strikeout (0-2)

PITCHING

vs. Left-Handed Starter	13-16
vs. Right-Handed Starter	34-31
WITH Left-Handed Starter	25-22
WITH Right-Handed Starter	22-25
0-4 strikeouts	3-2
5-9 strikeouts	25-30
10+ strikeouts	19-15
0 runs of support	2-14
1-2 runs of support	13-20
3-4 runs of support	16-9
5-9 runs of support	13-4
10+ runs of support	2-0

SCORING

1-Run Games	8-13
2-Run Games	10-5
3-4-Run Games	14-11
5+ Run Games	15-18
Extra Innings	2-2
Shutouts	2-1
Doubleheaders	1-1 (1 SPLIT)
Scoring 0-2 Runs	2-18
3-5 Runs	10-19
6-9 Runs	24-9
10+ Runs	11-1
Opponent 0-2 Runs	18-0
3-5 Runs	18-11
6-9 Runs	11-26
10+ Runs	0-10
Scored in 1st Inning	21-11
Opponent scored in 1st	20-18
Scores first	28-20
Opponent scores first	19-27

HITTING

Omaha 0-5 hits	4-14
6-9 hits	13-20
10+ hits	30-13
Opponent 0-5 hits	9-3
6-9 hits	26-16
10+ hits	12-28
Out-hit opponent	34-11
Out-hit by opponent	9-32
Hits are tied	4-4
Hit 0 home runs	14-19
1 home run	15-19
2 home runs	8-6
3+ home runs	10-3
Opponent hit 0 home runs	19-6
1 home run	16-17
2 home runs	9-12
3+ home runs	3-12
Leave 0-5 runners on base	10-17
6-9 on base	28-21
10+ on base	9-9
Opponent leaves 0-5 runners on base	8-12
6-9 on base	24-29
10+ on base	15-6
Steals 0 bases	11-20
1 base	6-9
2 bases	13-10
3+ bases	17-8
Opponent steals 0 bases	21-19
1 base	16-13
2 bases	8-7
3+ bases	2-8

FIELDING

Turned 0 double plays	18-18
1 double play	18-18
2 double plays	6-9
3+ double plays	5-2
Made 0 errors	32-17
1 error	10-22
2 errors	3-5
3+ errors	2-3
Opponent made 0 errors	21-24
1 error	15-14
2 errors	7-8
3+ errors	4-1

TEAM HIGHS

LONGEST WIN STREAK *	11 Games	June 6 - June 18
LONGEST LOSING STREAK	5 Games (2x)	Last: July 2 - July 6
LONGEST HOME WINNING STREAK	6 Games	June 13 - June 18
LONGEST HOME LOSING STREAK	3 Games (3x)	Last: June 13 - June 15
LONGEST ROAD WINNING STREAK	5 Games (2x)	Last: June 6 - June 10
LONGEST ROAD LOSING STREAK	3 Games	July 4 - July 6
LARGEST MARGIN OF VICTORY	11 Runs	4/1 @ Indianapolis (12-1 Win)
LARGEST MARGIN OF DEFEAT	13 Runs (2x)	Last: 5/27 @ St. Paul (14-1 Loss)
LONGEST GAME, INNINGS	11 Innings	5/11 @ Scranton/Wilkes-Barre (4-3 Win)
LONGEST GAME, TIME	3:23	6/2 vs. Memphis (10-9 Win, 10 Innings)
LONGEST 9-INNING GAME, TIME	3:17	6/8 @ Indianapolis (15-7 Win)
SHORTEST 9-INNING GAME, TIME	2:00	7/18 vs. St. Paul (1-9 Win)
SHORTEST GAME, TIME	1:46	7/2 vs. Iowa, G2 (6-2 Loss)
LARGEST COMEBACK WIN	6 Runs, After 4th	5/6 vs. Louisville (11-9 Win)
LARGEST MARGIN OF LEAD SURRENDERED (LOSS)	5 Runs, After 7th	6/4 vs. Memphis (6-5 Loss)
MOST ERRORS, TEAM	3 (5x)	Last: 5/27 @ St. Paul (14-1 Loss)
MOST ERRORS, PLAYER	3	Angelo Castellano
LARGEST CROWD, HOME	9,023	7/3 vs. Iowa (7-6 Loss)
LARGEST CROWD, ROAD	11,084	7/25 @ Columbus (10-2 Loss)
WARMEST FIRST PITCH	89 Degrees (2x)	Last: 7/23 vs. St. Paul (3-1 Win)
COLDEST FIRST PITCH	35 Degrees	4/5 vs. Toledo (7-6 Loss)

OFFENSIVE HIGHS

MOST RUNS SCORED, GAME	16	5/17 vs. Toledo (16-8 Win)
MOST RUNS SCORED, INNING	10, 5th Inning	6/8 @ Indianapolis (15-7 Win)
MOST CONSECUTIVE INNINGS SCORED	5 (2x)	Last: 4th-8th Innings, 5/17 vs. Toledo (16-8 Win)
FEWEST HITS, GAME	2	5/20 vs. Toledo (4-1 Loss)
MOST HITS, GAME	18	5/17 vs. Toledo (16-8 Win)
MOST DOUBLES, GAME	7	5/17 vs. Toledo (16-8 Win)
MOST TRIPLES, GAME	2	7/6 @ Gwinnett (9-6 Loss)
MOST HOME RUNS, GAME	4 (3x)	Last: 5/21 vs. Toledo (8-6 Win)
MOST EXTRA-BASE HITS, GAME	10	5/17 vs. Toledo (16-8 Win)
MOST RBI, GAME	15 (2x)	Last: 6/8 @ Indianapolis (15-7 Win)
MOST RUNNERS LOB, GAME	15	5/16 vs. Toledo (9-2 Loss)
MOST TOTAL BASES, GAME	34	5/17 vs. Toledo (16-8 Win)
MOST WALKS, GAME	11 (2x)	Last: 6/8 @ Indianapolis (15-7 Win)
FEWEST STRIKEOUTS, GAME	2 (2x)	Last: 6/9 @ Indianapolis (6-2 Win)
MOST STRIKEOUTS, GAME	16	5/20 vs. Toledo (4-1 Loss)
FEWEST STRIKEOUTS, GAME	3 (2x)	Last: 7/19 vs. St. Paul (9-4 Loss)
MOST STOLEN BASES, GAME	7	5/26 @ St. Paul (6-4 Win)
MOST HIT BY PITCHES	4	5/6 vs. Louisville (11-9 Win)

INDIVIDUAL OFFENSIVE HIGHS

MOST RUNS, GAME	3 (16x)	Last: Logan Porter, 7/15 vs. Indianapolis (8-3 Win)
MOST HITS, GAME	4 (8x)	Last: John Rave, 6/18 vs. Columbus (6-4 Win)
MOST DOUBLES, GAME	2 (15x)	Last: Tucker Bradley, 7/23 vs. St. Paul (3-1 Win)
MOST TRIPLES, GAME	1 (17x)	Last: Clay Dungan, 7/23 vs. St. Paul (3-1 Win)
MOST HOME RUNS, GAME	2 (5x)	Last: Brewer Hicklen, 7/14 vs. Indianapolis (13-5 Loss)
MOST TOTAL BASES, GAME	13	Drew Waters
MOST RBI, GAME	6	Freddy Fermin
MOST WALKS, GAME	4	Samad Taylor
MOST STRIKEOUTS, GAME	4 (4x)	Last: Jermaine Palacios, 6/22 @ Rochester (8-4 Win)
MOST STOLEN BASES, GAME ^	4 (3x)	Last: Samad Taylor, 7/5 @ Gwinnett (8-7 Loss, 10 Innings)
MOST HIT BY PITCHES, GAME	2 (2x)	Last: Dairon Blanco, 5/25 @ St. Paul (8-6 Loss)
MOST SACRIFICE FLIES, GAME	2 (2x)	Last: Samad Taylor, 4/30 @ Nashville (10-6 Win)
MOST DOUBLE PLAYS GROUNDING INTO, GAME	2 (4x)	Last: Brewer Hicklen, 5/28 @ St. Paul (10-6 Loss)

PITCHING HIGHS

MOST RUNS ALLOWED, GAME	14 (3x)	Last: 5/27 @ St. Paul (14-1 Loss)
MOST RUNS ALLOWED, INNING	9, 7th Inning	5/28 @ St. Paul (10-6 Loss)
FEWEST HITS ALLOWED, GAME	2	7/18 vs. St. Paul (1-9 Win)
MOST HITS ALLOWED, GAME	18	5/9 @ Scranton/Wilkes-Barre (14-2 Loss)
MOST TOTAL BASES ALLOWED, GAME	34 (2x)	Last: 5/9 @ Scranton/Wilkes-Barre (14-2 Loss)
FEWEST STRIKEOUTS, GAME	3	4/18 vs. Gwinnett (4-1 Loss)
MOST STRIKEOUTS, GAME	15	5/11 @ Scranton/Wilkes-Barre (11 Innings)
FEWEST WALKS ALLOWED, GAME	0 (2x)	Last: 7/23 vs. St. Paul (3-1 Win)
MOST WALKS ALLOWED, GAME	12	6/28 vs. Iowa (9-2 Loss)
MOST HOME RUNS ALLOWED, GAME	6 (2x)	Last: 5/31 vs. Memphis (9-4 Loss)
MOST WILD PITCHES	4 (2x)	Last: 7/19 vs. St. Paul (9-4 Loss)
MOST HIT BATTERS *	5	7/19 vs. St. Paul (9-4 Loss)

INDIVIDUAL PITCHING HIGHS

MOST RUNS ALLOWED, GAME	11	Jonathan Heasley
MOST EARNED RUNS ALLOWED, GAME ^	1	Jonathan Heasley
FEWEST HITS ALLOWED, GAME (STARTER)	1 (5x)	Last: Brad Keller (2.0 IP), 7/2 vs. Iowa, G1 (11-1 Win)
MOST HITS ALLOWED, GAME	11	Jonathan Heasley
MOST HOME RUNS ALLOWED, GAME ^	5 (2x)	Last: Austin Cox, 5/31 vs. Memphis (9-4 Loss)
MOST STRIKEOUTS	9	Ryan Yarbrough
MOST CONSECUTIVE STRIKEOUTS	5	Ryan Yarbrough
MOST WALKS ALLOWED, GAME	5 (2x)	Last: Jonathan Heasley, 6/18 vs. Columbus (6-4 Win)
MOST HIT BATTERS, GAME	3	Jonah Dipoto
MOST WILD PITCHES, GAME	3	Jackson Kowar
MOST INNINGS PITCHED, STARTER	7.0	Jonathan Heasley
MOST PITCHES THROWN, STARTER	104	Jonathan Heasley
MOST INNINGS PITCHED, RELIEVER	4.1 (2x)	Last: Jonathan Bowlan, 7/2 vs. Iowa, G1 (11-1 Win)
MOST PITCHES THROWN, RELIEVER	94	Jonathan Bowlan

^ Indicates Storm Chasers Record Tied

* Indicates Storm Chasers Record Set

STATCAST LEADERS (TOP 10)

LONGEST MEASURED HOMER DISTANCE			HIGHEST BATTED BALL EXIT VELOCITY			HIGHEST PITCH VELOCITY			HIGHEST PITCH SPIN RATE		
Player	Distance (Pitcher)	Date	Player	Exit Velo (Batted Ball Type)	Date	Player	Pitch Velo (Pitch Result)	Date	Player	Spin Rate (Pitch Type)	Date
Tyler Gentry	471 (2-Run off Connor Thomas)	5/30 vs. MEM	CJ Alexander	115.3 (Double vs. Reese Olson)	4/7 vs. TOL	Will Klein	100.7 (Richie Martin, Foul Ball)	6/21 @ ROC	Josh Dye	3,329 (81.2MPH Changeup vs. Joe Hudson)	4/21 vs. GWN
Dairon Blanco	455 (Solo off Simeon Woods Richardson)	5/23 @ STP	Drew Waters	111.8 (Double vs. Sam Clay)	5/19 vs. TOL	Steven Cruz	100.3 (Oscar Gonzalez, Foul Ball)	7/25 @ COL	Jon Heasley	3,090 (93.8MPH 45-Fastball vs. Abraham Toro)	4/30 @ NAS
Brewer Hicklen	443 (3-Run off Miguel Diaz)	5/18 vs. TOL	Brewer Hicklen	111.7 (Single vs. Kent Emanuel)	6/9 @ IND	Will Klein	100.3 (Jake Slaughter, Strikeout)	7/3 vs. IOW	Josh Staumont	3,058 (81.0MPH Curveball vs. Miguel Andujar)	3/31 @ IND
Nick Loftin	433 (3-Run off Brent Headrick)	5/24 @ STP	Jose Briceño	111.5 (Groundout vs. Jared Jones)	7/16 vs. IND	Will Klein	100.2 (Richie Martin, Foul Ball)	6/21 @ ROC	Jonah Dipoto	3,028 (82.2MPH Slider vs. Vaughn Grissom)	7/4 @ GWN
Tyler Gentry	431 (3-Run off Hunter Stratton)	6/10 @ IND	CJ Alexander	110.6 (Lineout vs. Cody Bolton)	6/10 @ IND	Will Klein	100.2 (Zack Collins, Strikeout)	6/14 vs. COL	Jonah Dipoto	3,010 (80.5MPH Curveball vs. Kramer Robertson)	5/31 vs. MEM
Brewer Hicklen	428 (2-Run off Juan Minaya)	7/14 vs. IND	Brewer Hicklen	110.4 (Double vs. Robert Gasser)	4/30 @ NAS	Will Klein	99.9 (Matt Mervis, Strikeout)	7/3 vs. IOW	Jonah Dipoto	3,008 (80.8MPH Slider vs. Masyn Winn)	5/31 vs. MEM
Freddy Fermin	428 (2-Run off Ashton Goudeau)	4/8 vs. TOL	CJ Alexander	109.9 (Home vs. Mitch Spence)	5/14 @ SWB	Will Klein	99.7 (Alex Call, Single)	6/25 @ ROC	Jonah Dipoto	3,004 (81.1MPH Slider vs. Ivan Herrera)	5/31 vs. MEM
Brewer Hicklen	426 (Solo off Ryan Loutos)	6/1 vs. MEM	Dairon Blanco	109.6 (Double Play vs. Kervin Castro)	4/7 vs. TOL	Steven Cruz	99.6 (George Valera, Ball)	7/25 @ COL	Jonah Dipoto	3,004 (80.0MPH Curveball vs. Ivan Herrera)	5/31 vs. MEM
Johan Camargo	426 (Solo off Randy Dobnak)	5/27 @ STP	Brewer Hicklen	109.5 (Home vs. D.J. Snelten)	5/14 @ SWB	Steven Cruz	99.3 (George Valera, Strikeout)	7/25 @ COL	Jonah Dipoto	3,002 (80.8MPH Slider vs. Luken Baker)	6/2 vs. MEM
Jakson Reetz	426 (Solo off Andrew Abbott)	5/7 vs. LOU	Brewer Hicklen	109.4 Groundout vs. Tyler Chatwood)	6/10 @ IND	Will Klein	99.3 (Mark Contreras, Lineout)	7/19 vs. STP	Drew Parrish	3,000 (86.7MPH Sinker vs. Nick Solak)	4/22 vs. GWN

THE LAST TIME OMAHA...

THREW A PERFECT GAME.....
THREW A 9-INNING NO-HITTER.....6/20/1988 vs. Columbus (Luis Aquino, 2-0 win)
THREW A 7-INNING NO-HITTER.....7/13/1990 @ Iowa [G1] (Gene Walter, 3-0 win)
THREW A COMBINED NO-HITTER.....4/17/1997 vs. Oklahoma City (Jim Converse and Allen McMill, 2-0 win)

THREW A COMBINED 1-HITTER (9 Innings).....8/26/2019 vs. Nashville (5-0 Win)
Pitchers: Arnaldo Hernandez (8.0 IP), Gabe Speier (1.0 IP)
THREW A COMBINED 1-HITTER (7 Innings).....7/18/2023 vs. St. Paul (1-0 Win)
Pitchers: Anthony Veneziano (5.0 IP), James McArthur (2.2 IP) & Walter Pennington (1.1 IP)
THREW A COMBINED 2-HITTER (7 Innings).....June 7, 2017 vs. Nashville (4-0 Loss)
GOT NO-HIT (9 INNINGS).....Pitchers: Chris Smith, Sean Doolittle, Tucker Healy and Simon Castro,
8/29/2008 vs. Oklahoma [G1] (Dustin Nippert, 2-0 loss)

GOT NO-HIT (LESS THAN 9 INNINGS).....8/15/2021 vs. Iowa (10-0 Loss)
GOT 1-HIT.....5/20/2023 vs. Toledo (4-1 Loss)
GOT 2-HIT.....

THREW A COMBINED 9-INNING SHUTOUT.....7/18/2023 vs. St. Paul (1-0 Win)
Pitchers: Anthony Veneziano (5.0 IP), James McArthur (2.2 IP) & Walter Pennington (1.1 IP)
THREW SHUTOUTS IN 3 STRAIGHT GAMES.....8/7/2018 vs. Salt Lake and 8/9 and 8/10/2018 @ Round Rock (5-0, 9-0, 2-0)
THREW BACK-TO-BACK SHUTOUTS.....8/9 and 8/10/2018 @ Round Rock (9-0 Win & 2-0 Win)
GOT SHUT OUT (9 INNINGS).....4/26/2023 @ Nashville (5-0 Loss)
GOT SHUT OUT IN BACK-TO-BACK GAMES.....7/23 and 7/24/2022 vs. Iowa (10-0 Loss, 7-0 Loss)
GOT SHUT OUT IN 3 STRAIGHT GAMES.....N/A (Since 2005)
GOT SHUT OUT (LESS THAN 9 INNINGS).....5/28, 2022 @ Louisville [G2] (3-0 Loss)

HAD A 11-GAME WINNING STREAK.....June 6 to June 18, 2023
HAD A 10-GAME WINNING STREAK.....June 5 to June 16, 2012
HAD A 9-GAME WINNING STREAK.....May 22 to June 1, 2021
HAD A 8-GAME WINNING STREAK.....May 23 to May 30, 2010
HAD A 7-GAME WINNING STREAK.....July 21 to July 26, 2015
HAD A 6-GAME WINNING STREAK.....August 25 to August 31, 2021

LOST 10 GAMES IN A ROW.....August 6 to August 16, 2006
LOST 8 GAMES IN A ROW.....June 6 to June 14, 2016
LOST 7 GAMES IN A ROW.....April 20 to April 28, 2019
LOST 6 GAMES IN A ROW.....May 4 to May 9, 2018

STRUCK OUT 19+ OPPOSING HITTERS.....5/6/2021 vs. St. Paul (19)
STRUCK OUT 17+ OPPOSING HITTERS.....5/6/2021 vs. St. Paul (19)
STRUCK OUT 15+ OPPOSING HITTERS.....5/11/2023 @ Scranton/Wilkes-Barre (15)
STRUCK OUT 10+ OPPOSING HITTERS.....7/21/2023 vs. St. Paul (10)

SCORED 20+ RUNS IN ONE GAME.....7/4/2022 vs. Toledo (20)
SCORED 15+ RUNS IN ONE GAME.....6/8/2023 @ Indianapolis (15)
SCORED 10+ RUNS IN ONE GAME.....7/3/2023 vs. Iowa, G1 (11)
ALLOWED 20+ RUNS IN ONE GAME.....9/11/2021 @ St. Paul (21)
ALLOWED 15+ RUNS IN ONE GAME.....9/11/2022 vs. Indianapolis (19)
ALLOWED 10+ RUNS IN ONE GAME.....7/25/2023 @ Columbus (10)

HAD 27+ HITS IN ONE GAME.....7/4/2022 vs. Toledo (27)
HAD 25+ HITS IN ONE GAME.....7/4/2022 vs. Toledo (27)
HAD 20+ HITS IN ONE GAME.....7/4/2022 vs. Toledo (27)
HAD 15+ HITS IN ONE GAME.....7/3/2023 vs. Iowa, G1 (16)
HAD 10+ HITS IN ONE GAME.....7/21/2023 vs. St. Paul (10)
ALLOWED 22+ HITS IN ONE GAME.....8/2/2019 @ Reno (23)
ALLOWED 20+ HITS IN ONE GAME.....8/2/2019 @ Reno (23)
ALLOWED 15+ HITS IN ONE GAME.....5/27/2023 @ St. Paul (16)
ALLOWED 10+ HITS IN ONE GAME.....7/25/2023 @ Columbus (11)

WALKED 14+ TIMES IN ONE GAME.....4/14/2022 vs. Louisville (14)
WALKED 10+ TIMES IN ONE GAME.....7/26/2023 @ Columbus (10)
WALKED 8+ TIMES IN ONE GAME.....7/26/2023 @ Columbus (10)
ALLOWED 13+ WALKS IN ONE GAME.....5/8/2007 vs. Sacramento (13)
ALLOWED 10+ WALKS IN ONE GAME.....7/19/2023 vs. St. Paul (11)
ALLOWED 8+ WALKS IN ONE GAME.....7/25/2023 @ Columbus (8)

HIT 9+ HOME RUNS IN A GAME.....7/3/2022 vs. Toledo (9)
HIT 7+ HOME RUNS IN A GAME.....7/3/2022 vs. Toledo (9)
HIT 5+ HOME RUNS IN A GAME.....7/3/2022 vs. Toledo (9)
HIT 3+ HOME RUNS IN A GAME.....7/15/2023 vs. Indianapolis (3)
ALLOWED 7+ HOME RUNS IN A GAME.....9/5/2021 vs. Toledo (7)
ALLOWED 5+ HOME RUNS IN A GAME.....5/31/2023 vs. Memphis (6)
ALLOWED 3+ HOME RUNS IN A GAME.....7/22/2023 vs. St. Paul (4)

HAD 2 PLAYERS HIT 2 HOME RUNS IN A GAME.....Nate Eaton & Roman Quinn, 7/4/2022 vs. Toledo (20-6 win)
HIT BACK-TO-BACK HOME RUNS.....4/5/2023 vs. Toledo, 6th inning (7-6 loss)
Tyler Gentry (3-run) & Logan Porter (solo)
HIT 3 STRAIGHT HOME RUNS.....5/21/2021 @ Iowa, 9th Inning (9-8 loss)
Anderson Miller (2-run), Sebastian Rivero (solo), Gabriel Cancel (solo)

SCORED 10+ RUNS IN AN INNING.....10 Runs, 5th Inning - 6/8/2023 @ Indianapolis (15-7 win)
SCORED 7+ RUNS IN AN INNING.....7 Runs, 4th Inning - 6/17/2023 vs. Columbus (13-4 win)
SCORED 5+ RUNS IN AN INNING.....5 Runs, 6th Inning - 7/7/2023 @ Gwinnett (7-1 win)
SCORED 5+ RUNS IN AN EXTRA INNING.....6 Runs, 11th Inning - 8/3/2021 @ Columbus (11-7 win)
ALLOWED 10+ RUNS IN AN INNING.....10 Runs, 6th Inning - 7/16/2012 vs. Oklahoma City (16-6 loss)
ALLOWED 7+ RUNS IN AN INNING.....7 Runs, 5th Inning - 7/25/2023 @ Columbus (10-2 loss)
ALLOWED 5+ RUNS IN AN INNING.....7 Runs, 5th Inning - 7/25/2023 @ Columbus (10-2 loss)
ALLOWED 5+ RUNS IN AN EXTRA INNING.....6 Runs, 12th Inning - 7/7/2017 vs. Colorado Springs (8-4 loss)

WON A GAME BY 15+ RUNS.....14 Runs - 7/4/2023 vs. Toledo (20-6 win)
WON A GAME BY 10+ RUNS.....10 Runs - 7/3/2023 vs. Iowa, G1 (11-1 win)
LOST A GAME BY 15+ RUNS.....16 Runs - 9/11/2022 vs. Indianapolis, (19-3 loss)
LOST A GAME BY 10+ RUNS.....13 Runs - 5/27/2023 @ St. Paul (14-1 loss)

SCORED 12+ RUNS IN CONSECUTIVE GAMES.....9/25/2021 and 9/26/2021 vs. Indianapolis (12-3 Win & 17-12 loss)
SCORED 10+ RUNS IN CONSECUTIVE GAMES.....6/26/2022 vs. Columbus & 6/28/2022 @ St. Paul (17-4 Win, 11-2 win)
SCORED JUST ONE RUN WITHOUT AN RBI.....5/4/2019 vs. Iowa (6-1 loss)
SCORED MULTIPLE RUNS WITHOUT AN RBI.....4/30/2018 @ Iowa (10-3 loss)
SCORED MORE RUNS THAT RECORDED HITS.....6/14/2023 vs. Columbus (6-1 win, 6 runs on 5 hits)

TURNED 6 DOUBLE PLAYS IN ONE GAME.....8/25/08 vs. New Orleans
TURNED 5 DOUBLE PLAYS IN ONE GAME.....4/1/2023 @ Indianapolis
TURNED 4 DOUBLE PLAYS IN ONE GAME.....5/9/2023 @ Scranton/Wilkes-Barre
TURNED 3+ DOUBLE PLAYS IN ONE GAME.....6/7/2023 vs. Columbus (3)
TURNED A TRIPLE PLAY.....5/13/2023 @ Scranton/WB, 5th Inning (8-5 loss)
6-4-3-5 (Fielders: Angelo Castellano to Samad Taylor to CJ Alexander to Nick Loftin) Batter: Ben Rortvedt
HIT INTO A TRIPLE PLAY.....7/9/2023 @ Gwinnett, Adeiny Hechavarria, 7th Inning (8-1 loss)
5-4-3 (Fielders: Daniel Robertson to Vaughn Grissom to Joe Dunand)

COMMITTED 6 ERRORS.....5/10/2012 @ Sacramento
COMMITTED 5 ERRORS.....4/16/2006 @ Memphis
COMMITTED 4 ERRORS.....6/29/2023 @ St. Paul
COMMITTED 3+ ERRORS.....5/27/2023 @ St. Paul (3)

EVERY STORM CHASER IN THE STARTING LINEUP HAD A HIT.....6/29/2023 vs. Iowa
EVERY STORM CHASER IN THE STARTING LINEUP SCORED A RUN.....6/17/2023 vs. Columbus
EVERY STORM CHASER IN THE STARTING LINEUP HAD A HIT AND SCORED A RUN.....
LINEUP BATTED AROUND TWICE IN ONE GAME.....3rd and 4th Innings - 6/17/2023 vs. Columbus

WON ON THE LAST AT-BAT OF THE GAME (WALK-OFF WIN).....7/21/2023 vs. St. Paul (5-4 Win, 9 innings)
LOST ON THE LAST AT-BAT OF THE GAME (WALK-OFF LOSS).....7/5/2023 @ Gwinnett (8-6 Loss, 10 innings)
PLAYED BACK-TO-BACK EXTRA-INNING GAMES.....7/2 and 7/3/2019 @ Round Rock (7-6 Loss & 9-8 Loss, both 10 innings)

WON BOTH GAMES OF A DOUBLEHEADER.....8/22/2022 vs. Scranton/Wilkes-Barre (9-4 Win & 12-10 Win)
PITCHED SHUTOUTS IN BOTH GAMES OF A DOUBLEHEADER.....N/A (Since 2005)
LOST BOTH GAMES OF A DOUBLEHEADER.....8/29/2018 vs. Colorado Springs (3-2 Loss & 7-0 Loss)
SHUT OUT IN BOTH GAMES OF A DOUBLEHEADER.....6/2/2013 vs. Memphis (7-0 Loss, 5-0 Loss)

OPPOSING HITTER HAD A 3-HOMER GAME.....Christian Encarnacion-Strand, 5/4/2023 vs. Louisville
OPPOSING HITTER HIT FOR THE A CYCLE.....Matt McClain, 5/4/2023 vs. Louisville

THE LAST TIME AN OMAHA HITTER...

HAD 6 HITS IN ONE GAME.....Matt Diaz, 7/27/2005 @ Portland
HAD 5 HITS IN ONE GAME.....Dairon Blanco, 9/15/2022 @ Columbus
HAD 4 HITS IN ONE GAME.....John Rave, 6/18/2023 vs. Columbus
HAD 3 HITS IN ONE GAME.....John Rave, 7/26/2023 @ Columbus

HIT 2 HOME RUNS IN ONE GAME.....Ryan McBroom, 6/13/2021 @ St. Paul
HIT 3 HOME RUNS IN ONE GAME.....Brewer Hicklen, 7/14/2023 vs. Indianapolis
HIT 2 TRIPLES IN ONE GAME.....Angel Franco, 5/6/2016 @ Iowa
HAD 4 DOUBLES IN ONE GAME.....Jordan Parraz, 5/18/2010 @ Las Vegas
HIT 3 DOUBLES IN ONE GAME.....Dairon Blanco, 9/15/2022 @ Columbus
HIT 2 DOUBLES IN ONE GAME.....Tucker Bradley, 7/23/2023 vs. St. Paul
HIT 2 SACRIFICE FLIES IN ONE GAME.....Samad Taylor, 4/30/2023 @ Nashville

HIT A GRAND SLAM.....Adeiny Hechavarria, 6/22/2023 @ Rochester
HIT AN INSIDE-THE PARK HOME RUN.....John Rave, 6/18/2023 vs. Columbus
LED OFF A HOME GAME WITH A HOME RUN.....Nate Eaton, 6/17/2023 vs. Columbus
LED OFF A ROAD GAME WITH A HOME RUN.....Drew Waters, 8/16/2022 @ Louisville
HIT A PINCH-HIT HOME RUN.....Elier Hernández, 5/22/2019 vs. Iowa
HIT A WALK-OFF HOME RUN.....Nate Eaton, 5/31/2022 vs. Indianapolis
HIT A WALK-OFF GRAND SLAM.....Jimmy Goveen, 5/7/2022 vs. Columbus
HIT A WALK-OFF PINCH-HIT HOME RUN.....Chad Santos, 8/23/2005 vs. New Orleans
HIT FOR THE CYCLE.....Jimmy Paredes, 5/12/2014 vs. New Orleans

HAD 11 RBI IN ONE GAME.....Mike Moustakas, 8/30/2010 vs. Round Rock
HAD 9 RBI IN ONE GAME.....Brett Eibner, 4/9/2014 vs. Memphis
HAD 8 RBI IN ONE GAME.....Jimmy Paredes, 5/12/2014 vs. New Orleans
HAD 7 RBI IN ONE GAME.....Brett Hayes, 4/14/2013 vs. Nashville
HAD 6 RBI IN ONE GAME.....Freddy Fermin, 4/8/2023 vs. Toledo
HAD 5 RBI IN ONE GAME.....Tyler Gentry, 6/8/2023 @ Indianapolis
HAD 4 RBI IN ONE GAME.....Adeiny Hechavarria, 6/22/2023 @ Rochester

SCORED 5 RUNS IN ONE GAME.....Brett Eibner, 5/12/2014 vs. New Orleans
SCORED 4 RUNS IN ONE GAME.....Maikel Garcia, 9/15/2022 @ Columbus
SCORED 3 RUNS IN ONE GAME.....Logan Porter, 7/15/2023 vs. Indianapolis

WALKED 4 TIMES IN ONE GAME.....Samad Taylor, 7/26/2023 @ Columbus
WALKED 3 TIMES IN ONE GAME.....Samad Taylor, 7/7/2023 @ Gwinnett

STOLE 4 BASES IN ONE GAME.....Samad Taylor, 7/5/2023 @ Gwinnett
STOLE 3 BASES IN ONE GAME.....Dairon Blanco, 6/10/2023 @ Indianapolis
STOLE 2 BASES IN ONE GAME.....Samad Taylor, 7/21/2023 vs. St. Paul

STRUCK OUT 5 TIMES IN ONE GAME.....Drew Waters, 8/10/2022 @ Toledo
STRUCK OUT 4 TIMES IN ONE GAME.....Jermaine Palacios, 6/22/2023 @ Rochester
STRUCK OUT 3 TIMES IN ONE GAME.....Nate Eaton, 7/9/2023 @ Gwinnett

REACHED BASE 5 TIMES IN ONE GAME.....Nick Lopez, 7/27/2018 @ Fresno
REACHED BASE 4 TIMES IN ONE GAME.....Samad Taylor, 7/26/2023 @ Columbus
REACHED BASE 3 TIMES IN ONE GAME.....Samad Taylor, 7/20/2023 vs. St. Paul

REACHED BASE IN EVERY TRIP TO THE PLATE (6 PA).....Brett Eibner, 4/9/2014 vs. Memphis
REACHED BASE IN EVERY TRIP TO THE PLATE (5 PA).....Samad Taylor, 7/26/2023 @ Columbus
REACHED BASE IN EVERY TRIP TO THE PLATE (4 PA).....John Rave, 7/2/2023 vs. Iowa [G1]
REACHED BASE IN EVERY TRIP TO THE PLATE (3 PA).....Angelo Castellano, 7/2/2023 vs. Iowa [G1]

HAD 2 HOME RUNS IN THE SAME INNING.....Brett Eibner: 5th Inning, 5/12/2015 vs. Memphis
HAD 2 DOUBLES IN THE SAME INNING.....Clay Duncan: 6th Inning, 6/26/2022 vs. Columbus
HAD 2 HITS IN THE SAME INNING.....Angelo Castellano: 3rd Inning, 7/2/2023 vs. Iowa [G1]
HAD 2 WALKS IN THE SAME INNING.....Samad Taylor: 5th Inning, 6/8/2023 @ Indianapolis
REACHED 2 TIMES IN THE SAME INNING.....Angelo Castellano: 3rd Inning, 7/2/2023 vs. Iowa [G1]
SCORED 2 RUNS IN THE SAME INNING.....Dairon Blanco & Samad Taylor: 5th Inning, 6/8/2023 @ Indianapolis

HIT HOME RUNS IN 6 STRAIGHT GAMES.....Steve Sisco, June 13 to June 21, 1998
HIT HOME RUNS IN 5 STRAIGHT GAMES.....Cory Aldridge, July 27 to August 8, 2009
HIT HOME RUNS IN 4 STRAIGHT GAMES.....Nick Pratto, August 19 to August 22, 2021
HIT HOME RUNS IN 3 STRAIGHT GAMES.....Brent Rooker, September 23 to September 26, 2022
HIT HOME RUNS IN BACK-TO-BACK GAMES.....CJ Alexander, June 7 and 8, 2023
HIT HOME RUNS IN BOTH GAMES OF A DOUBLEHEADER.....Nick Pratto, 4/7/2022 @ Indianapolis
HIT HOME RUNS FROM BOTH SIDES OF THE PLATE, GAME.....Tim Raines Jr., 8/20/2009 @ Tacoma
HIT HOME RUN IN FIRST OMAHA AT-BAT.....Jakson Reetz, 8/28/2022 vs. Scranton/WB [G1]

HAD 2+ HITS IN 7 STRAIGHT GAMES.....Johnny Giavotella, August 3 to August 14, 2014
HAD 2+ HITS IN 6 STRAIGHT GAMES.....Dairon Blanco, September 10 to September 17, 2022
HAD 2+ HITS IN 5 STRAIGHT GAMES.....MJ Melendez, September 25 to October 2, 2021

HAD A 20+ GAME HITTING STREAK.....Frank Schwindel, 20 Games: July 22 to August 13, 2018
HAD A 18+ GAME HITTING STREAK.....Frank Schwindel, 20 Games: July 22 to August 13, 2018
HAD A 16+ GAME HITTING STREAK.....Frank Schwindel, 20 Games: July 22 to August 13, 2018
HAD A 14+ GAME HITTING STREAK.....Dairon Blanco, 15 Games: May 15 to July 10, 2022
HAD A 12+ GAME HITTING STREAK.....Nick Loftin, 12 Games: May 16 to May 30, 2023

HAD A 40+ GAME REACHED BASE STREAK.....Shane Costa, 46 Games: April 14 to August 8, 2007
HAD A 35 to 39 GAME REACHED BASE STREAK.....Alex Gordon, 39 Games: May 9 to June 19, 2010
HAD A 30 to 34 GAME REACHED BASE STREAK.....Logan Porter, 30 Games: May 25 to July 5, 2023
HAD A 25 to 29 GAME REACHED BASE STREAK.....Kelvin Gutierrez, 25 Games: April 5 to June 16, 2019
HAD A 20 to 24 GAME REACHED BASE STREAK.....John Rave, 20 Games: June 13 to July 9, 2023

THE LAST TIME AN OMAHA PITCHER...

THREW A 1-HITTER (9 Innings).....Luis Mendoza, 7/18/2011 @ Memphis
THREW A 1-HITTER (7 Innings).....Jeff Suppan, 6/21/2011 @ Nashville
THREW A 2-HITTER (9 Innings).....Arnaldo Hernandez, 7/21/2018 vs. Round Rock [G1]
THREW A 2-HITTER (7 Innings).....

THREW A 9-INNING COMPLETE GAME SHUTOUT.....Luis Mendoza, 7/18/2011 @ Memphis
THREW A 7-INNING COMPLETE GAME SHUTOUT.....Jake Kalish, 7/2/2018 vs. Nashville [G1]
THREW A 5-INNING COMPLETE GAME SHUTOUT.....Anthony Lerew, 8/31/2010 vs. Round Rock

THREW A 9-INNING COMPLETE GAME.....Arnaldo Hernandez, 8/15/2018 vs. Oklahoma City
THREW AN 8-INNING COMPLETE GAME.....John Lannan, 6/16/2016 @ Oklahoma City
THREW A 7-INNING COMPLETE GAME.....Austin Cox, 8/28/2022 vs. Scranton/WB [G1]
THREW A 6-INNING COMPLETE GAME.....Matt Wright, 8/8/2008 @ Nashville [G2]
THREW A 5-INNING COMPLETE GAME.....Trevor Oaks, 8/6/2018 vs. Salt Lake

STRUCK OUT 12 IN A GAME.....Jakob Junis, 5/26/2017 @ Nashville
STRUCK OUT 11 IN A GAME.....John Lamb, 7/9/2014 vs. Iowa
STRUCK OUT 10 IN A GAME.....Jackson Kowar, 7/3/2021 @ St. Paul

WALKED 7 IN A GAME.....Josh Staumont, 5/24/2017 @ Nashville
WALKED 6 IN A GAME.....Drew Parrish, 6/22/2022 vs. Columbus
WALKED 5 IN A GAME.....Jonathan Heasley, 6/18/2023 vs. Columbus

ALLOWED 6 HOME RUNS IN A GAME.....Matt Wright, 8/18/2007 vs. Albuquerque
ALLOWED 5 HOME RUNS IN A GAME.....Austin Cox, 5/31/2023 vs. Memphis
ALLOWED 4 HOME RUNS IN A GAME.....Jake Kalish, 9/24/2021 vs. Indianapolis
ALLOWED 3 HOME RUNS IN A GAME.....Jonathan Bowlan, 6/22/2023 @ Rochester
ALLOWED 2 HOME RUNS IN A GAME.....Max Castillo, 7/22/2023 vs. St. Paul

THREW 120+ PITCHES IN A GAME.....Brett Tomko, 5/8/2014 @ Round Rock (127)
THREW 115+ PITCHES IN A GAME.....Luke Farrell, 6/8/2017 vs. Nashville (116)
THREW 110+ PITCHES IN A GAME.....Christian Binford, 9/3/2017 vs. Iowa (110)
THREW 100+ PITCHES IN A GAME.....Max Castillo, 6/3/2023 vs. Memphis (100)
THREW 95+ PITCHES IN A GAME.....Cole Ragans, 7/21/2023 vs. St. Paul (96)
THREW 90+ PITCHES IN A GAME.....Angel Zerpa, 7/26/2023 @ Columbus (92)

THREW A QUALITY START.....Angel Zerpa, 7/26/2023 @ Columbus
WON HIS OMAHA DEBUT.....Jonathan Bowlan, 6/22/2023 @ Rochester
THREW AN IMMACULATE INNING.....Anthony Swarzak, 6/3/2021 vs. Iowa

AFTER-INNING RECORDS

	LEADING	TRAILING	TIED
AFTER 1 INNING	17 - 9	11 - 15	19 - 23
AFTER 2 INNINGS	29 - 11	12 - 20	7 - 15
AFTER 3 INNINGS	28 - 12	8 - 25	11 - 10
AFTER 4 INNINGS	33 - 13	8 - 27	6 - 7
AFTER 5 INNINGS	33 - 13	9 - 30	5 - 5
AFTER 6 INNINGS	33 - 11	8 - 34	6 - 2
AFTER 7 INNINGS	35 - 7	6 - 35	5 - 4
AFTER 8 INNINGS	38 - 2	3 - 37	5 - 5

STORM CHASERS BIG INNINGS

DATE	INNING	RUNS
1. June 8 @ Indianapolis	Top 5th	10
2. June 17 vs. Columbus	Bottom 4th	7
May 17 vs. Toledo	Bottom 1st	7
April 2 @ Indianapolis	Top 8th	7
5. July 2 vs. Iowa [G1]	Bottom 3rd	6
June 2 vs. Memphis	Bottom 5th	6
May 18 vs Toledo	Bottom 8th	6
April 8 vs. Toledo	Bottom 3rd	6

SCORE BY INNINGS

	1	2	3	4	5	6	7	8	9	10	11+	TOTAL
Omaha	61	51	62	57	74	54	53	55	54	1	1	523
Opponents	56	56	55	48	71	89	55	61	40	2	0	533
Difference	5	-5	7	9	3	-35	-2	-6	14	-1	1	-10

SCORE BY INNINGS V. COLUMBUS

	1	2	3	4	5	6	7	8	9	10	11+	TOTAL
Omaha	8	4	8	8	3	1	6	5	3	0	0	46
Columbus	3	0	3	2	8	4	2	5	2	0	0	29
vs. Columbus Difference	5	4	5	6	-5	-3	4	0	1	0	0	17

MULTI-RUN INNINGS

	2	3	4	5	6	7	8	9	10+	TOTAL
Storm Chasers	68	34	18	3	4	3	-	-	1	131
Opponents	67	27	14	6	6	3	2	1	-	126

RECORD BY RUNS SCORED/ALLOWED

RUNS	0	1	2	3	4	5	6	7	8	9	10	11	12	13+
SCORED	0 - 1	1 - 6	1 - 11	2 - 6	5 - 6	3 - 7	8 - 8	4 - 1	7 - 0	5 - 0	3 - 1	3 - 0	1 - 0	4 - 0
ALLOWED	2 - 0	9 - 0	7 - 0	8 - 2	7 - 6	3 - 3	4 - 7	2 - 4	3 - 7	2 - 8	0 - 3	0 - 1	0 - 2	0 - 4

RECORD BY MARGIN OF VICTORY/DEFEAT

1 Run	2 Runs	3 Runs	4 Runs	5 Runs	6 Runs	7 Runs	8 Runs	9 Runs	10+ Runs
8 - 13	10 - 5	5 - 7	9 - 4	7 - 4	1 - 4	0 - 5	3 - 2	2 - 0	2 - 3

2023 STORM CHASERS MONTH BY MONTH

HITTING

MONTH	AVG	G	AB	R	H	TB	2B	3B	HR	RBI	BB	IBB	SO	SB	CS	OBP	SLG	OPS	SAC	SF	HBP	GIDP	LOB
MARCH	.300	1	40	8	12	16	2	1	0	8	9	0	12	5	0	.429	.400	.829	0	0	0	0	14
APRIL	.250	24	799	124	200	352	49	2	33	118	99	0	204	38	8	.337	.441	.778	1	11	11	24	156
MAY	.269	26	885	148	238	386	53	7	27	131	120	0	218	58	13	.366	.436	.802	1	6	19	28	198
JUNE	.281	24	804	152	226	362	55	3	25	142	125	2	216	45	7	.380	.450	.830	7	15	13	20	184
JULY	.259	19	618	91	160	266	37	6	19	85	82	2	143	20	8	.348	.430	.778	0	6	6	11	133
AUGUST																							
SEPTEMBER																							
TOTAL	.266	94	3146	523	836	1382	196	19	104	484	435	4	793	166	36	.360	.439	.799	9	38	49	83	685

PITCHING

MONTH	W	L	ERA	G	GS	CG	SHO	GF	HLD	SV	SVO	IP	H	R	ER	HR	HB	BB	SO	WP	BK	WHIP	AVG
MARCH	1	0	6.00	1	1	0	0	1	0	1	1	9.0	11	6	6	1	1	2	7	0	1	1.44	.297
APRIL	9	15	5.65	24	24	0	0	24	11	3	7	212.0	238	149	133	30	17	104	198	16	2	1.61	.284
MAY	12	14	5.61	26	26	0	1	26	17	6	12	229.1	247	162	143	46	15	126	235	13	1	1.63	.278
JUNE	17	7	4.35	24	24	0	0	24	17	6	11	215.1	187	109	104	26	7	127	219	13	1	1.46	.232
JULY	8	11	5.58	19	19	0	1	19	1	3	6	163.0	152	107	101	25	12	95	158	11	1	1.52	.249
AUGUST																							
SEPTEMBER																							
TOTAL	47	47	5.29	94	94	0	2	94	46	19	37	828.2	835	533	487	128	52	454	817	53	6	1.56	.262

2023 WALK-OFF TRACKER (3 FOR, 7 AGAINST)

GAME #	DATE	OPPONENT	FINAL (INN.)	PLAYER	WINNING RUN	PITCHER	HOW	OUTS	COUNT
23	April 28	@ Nashville	L, 4-3 (9)	Brian Navarreto	Skye Bolt	Josh Dye	Throwing error by 3B Maikel Garcia	2	1-0
24	April 29	@ Nashville	L, 6-5 (10)	Keston Hiura	Eddy Alvarez	Evan Sisk	Infield single to SS Angelo Castellano	1	2-1
33	May 10	@ Scranton/WB	L, 4-3 (9)	Michael Hermosillo	Michael Hermosillo	Dylan Coleman	Solo home run to LF	0	2-1
36	May 13	@ Scranton/WB	L, 8-6 (9)	Ben Rortvedt	Estevan Florial	Brooks Kriske	3-run home run to RCF	1	2-2
45	May 24	@ St. Paul	L, 6-5 (9)	Jose Miranda	Andrew Stevenson	Brooks Kriske	RBI single to LF	0	1-1
53	June 2	vs. Memphis	W, 10-9 (10)	Dairon Blanco	Brewer Hicklen	Jake Walsh	Sacrifice fly to RF	1	2-2
71	June 24	@ Rochester	L, 3-2 (9)	Richie Martin	Richie Martin	Christian Chamberlain	Wild Pitch	1	1-0
80	July 5	@ Gwinnett	L, 8-7 (10)	Luke Williams	Braden Shewmake	Brooks Kriske	RBI single to LF	0	2-1
87	July 18	vs. St. Paul	W, 1-0 (0)	CJ Alexander	Nick Loftin	Josh Winder	RBI single to LCF	2	1-1
90	July 21	vs. St. Paul	W, 5-4 (9)	Logan Porter	Samad Taylor	Josh Winder	2-RBI double to LCF	1	0-1

Bold Indicates Omaha Walk-Off Win

2023 STORM CHASERS EJECTIONS (5)

DATE	INNING	WHO (POSITION) / # IN 2023	WHY	UMPIRE (POSITION)
1. April 21 vs. Gwinnett	▼ 6	Mike Jirschele (Manager) / 1st	Balls/Strikes	Takahito Matsuda (Home Plate)
2. April 21 vs. Gwinnett	▲ 7	Dane Johnson (Pitching Coach) / 1st	Balk	Takahito Matsuda (Home Plate)
3. April 21 vs. Gwinnett	▼ 8	CJ Alexander (Designated Hitter) / 1st	Balls/Strikes	Takahito Matsuda (Home Plate)
4. May 11 @ Scranton/WB	▼ 9	Mike Jirschele (Manager) / 2nd	Hit By Pitch	Robert Nunez (Home Plate)
5. June 20 @ Rochester	▼ 6	Mike Jirschele (Manager) / 3rd	Fair/Foul on Home Run	Steven Jaschinski (Home Plate)

HOME RUN BREAKDOWN

						OUTS			RUNNERS ON				TIED		GO		DIRECTION					BESTS		LAST HOME RUN					
PLAYER	2023 TOTAL	HOME	ROAD	RHP	LHP	0	1	2	0	1	2	3	GAME	AHEAD	LF	LCF	CF	RCF	RF	FT	MPH	DATE	OPPONENT	PITCHER	KIND	INN	PA	SINCE	
19 CJ Alexander	11	5	6	11	-	6	2	3	7	3	1	-	2	3	1	-	2	4	4	422	109.9	7/15	vs. Indianapolis	H. Stratton	2-Run	▼ 7	25		
14 Logan Porter	10	6	4	3	6	6	3	1	8	2	-	-	-	1	7	2	-	1	-	417	106.6	7/15	vs. Indianapolis	J. Hernandez	2-Run	▼ 3	32		
28 Tyler Gentry	9	5	4	5	4	2	2	5	2	3	4	-	-	4	5	3	1	-	-	471	106.5	7/15	vs. Indianapolis	C. Alldred	3-Run	▼ 2	31		
13 Nick Loftin	9	4	5	5	4	5	2	2	5	1	3	-	2	2	6	1	2	-	-	433	105.6	5/30	vs. Memphis	J. Woodford	2-Run	▼ 1	38		
24 Nate Eaton	8	6	2	6	2	3	3	2	2	1	-	-	-	3	3	1	4	-	-	422	104.1	7/19	vs. St. Paul	A. Sanchez	2-Run	▼ 9	22		
18 Brewer Hicklen	7	5	2	5	2	3	2	2	3	3	1	-	-	2	2	3	1	1	-	443	109.5	7/14	vs. Indianapolis	J. Minaya	2-Run	▼ 9	9	22	
17 Angelo Castellano	6	6	-	5	1	1	2	3	2	4	-	-	1	2	5	1	-	-	-	401	102.8	7/2	vs. Iowa	R. Wick	Solo	▼ 5	38		
Samad Taylor	6	3	3	2	4	3	1	2	3	2	1	-	-	2	1	1	2	2	-	422	104.5	6/14	vs. Columbus	G. Williams	Solo	▼ 7	56		
Freddy Fermin	5	2	3	3	2	1	2	2	1	2	1	1	-	-	2	-	2	1	-	428	105.9	4/30	@ Nashville	R. Gasser	Solo	▲ 5	2		
3 Tucker Bradley	4	3	1	3	1	2	-	2	1	3	-	-	-	1	-	1	-	1	2	392	106.3	7/14	vs. Indianapolis	K. Emanuel	Solo	▼ 5	23		
Johan Camargo	4	2	2	4	-	2	1	1	3	1	-	-	-	3	1	-	1	2	-	426	107.6	6/14	vs. Columbus	G. Williams	Solo	▼ 4	2		
Jakson Reetz	4	3	1	1	3	1	2	1	2	1	-	1	-	2	4	-	-	-	-	426	104.4	5/21	vs. Toledo	B. Bristo	Solo	▼ 7	36		
22 Jermaine Palacios	3	2	1	2	1	2	-	1	1	2	-	-	-	1	2	1	-	-	-	409	101.9	7/20	vs. St. Paul	R. Henriquez	Solo	▼ 5	4		
11 Adeiny Hechavarria	3	2	1	3	-	-	1	2	1	-	1	1	1	1	-	2	-	1	-	411	100.5	7/16	vs. Indianapolis	J. Jones	3-Run	▼ 4	22		
7 John Rave	3	2	1	-	3	-	-	3	2	-	1	-	-	1	1	1	-	1	-	406	101.9	6/29	vs. Iowa	B. Little	Solo	▼ 7	86		
Dairon Blanco	3	-	3	3	-	1	1	1	3	-	-	-	-	1	1	1	1	-	-	455	105.2	5/23	@ St. Paul	S.WoodsRichardson	Solo	▲ 4	75		
Kyle Isbel	2	1	1	2	-	1	1	-	2	-	-	-	-	2	-	-	1	-	1	406	104.3	6/23	@ Rochester	J. Adon	Solo	▲ 4	11		
Drew Waters	2	2	-	2	-	1	1	-	1	1	-	-	-	1	-	1	-	1	-	408	108.7	5/21	vs. Toledo	A. Goudeau	2-Run	▼ 6	12		
Nick Pratto	2	2	-	1	1	1	-	1	1	1	-	-	1	1	-	-	1	-	1	399	100.2	4/22	@ Scranton/WB	D. Dodd	2-Run	▼ 1	19		
6 Clay Dungan	1	-	1	1	-	1	-	-	1	-	-	-	1	-	-	-	-	1	-	388	104.0	5/9	@ Scranton/WB	M. Spence	Solo	▲ 3	160		
Franmil Reyes	1	1	-	-	1	-	-	1	-	1	-	-	-	-	-	1	-	-	-	389	100.8	5/7	vs. Louisville	A. Abbott	2-Run	▼ 5	1		
Maikel Garcia	1	1	-	1	-	-	1	-	1	-	-	-	-	1	-	-	-	-	1	349	94.3	4/4	vs. Toledo	A. Faedo	Solo	▼ 1	94		
	104	63	41	68	35	42	27	35	52	31	13	3	8	34	41	20	18	16	9										

INNING DISTRIBUTION

1st Inning	2nd Inning	3rd Inning	4th Inning	5th Inning	6th Inning	7th Inning	8th Inning	9th Inning	10th Inning	11th Inning
12	13	15	17	11	10	10	7	6	-	-

NOTABLE STORM CHASERS HOME RUNS

BACK-TO-BACK HOMERS (1)		2-HOMER GAMES (5)		3-HOMER GAMES (0)		GRAND SLAMS (3)	
PLAYERS	DATE/OPPONENT (INN.)	PLAYER (CAREER NO.)	DATE/OPPONENT	PLAYER (CAREER NO.)	DATE/OPPONENT	PLAYER (CAREER NO.)	DATE/OPPONENT (INN.)
Tyler Gentry & Logan Porter	4/5 vs. Toledo (6th)	Logan Porter (3rd)	4/5 vs. Toledo			Jakson Reetz (1st)	4/1 @ Indianapolis (5th)
		Freddy Fermin (4th)	4/8 vs. Toledo			Freddy Fermin (3rd)	4/8 vs. Toledo (3rd)
		Drew Waters (3rd)	5/21 vs. Toledo			Adeiny Hechavarria (3rd)	6/22 @ Rochester (4th)
		Nate Eaton (3rd)	6/17 vs. Columbus				
		Brewer Hicklen (9th)	7/14 vs. Indianapolis				

LEADOFF HOMERS (2)		INSIDE-THE PARK HOMERS (1)		PINCH-HIT HOMERS (0)		WALK-OFF HOMERS (0)	
PLAYER (CAREER NO.)	DATE/OPPONENT	PLAYER (CAREER NO.)	DATE/OPPONENT (INN.)	PLAYER (CAREER NO.)	DATE/OPPONENT (INN.)	PLAYER	DATE/OPPONENT
Samad Taylor (1st)	6/14 vs. Columbus	John Rave (1)	6/18 vs. Columbus (3rd)				
Nate Eaton (1st)	6/17 vs. Columbus						

HOME RUN SITUATION	# OF	DATE OF LAST	BATTER ('23 HR #)	PITCHER	COUNT	RUNNERS ON	OUTS	INNING	SCORE @ HR	FINAL
GO-AHEAD HOME RUN	34	July 15 vs. Indianapolis	Tyler Gentry (9)	Cam Alldred	2-1	2	1	▼ 2	3-0	W, 8-3
GAME-TYING HOME RUN	8	July 17 vs. Indianapolis	Adeiny Hechavarria (3)	Jared Jones	3-1	2	2	▼ 4	3-3	L, 11-4

NOTABLE OPPOSING HOME RUNS

BACK-TO-BACK HOMERS (3)		2-HOMER GAMES (3)		3-HOMER GAMES (1)		GRAND SLAMS (6)	
PLAYERS	DATE/OPPONENT (INN.)	PLAYER (CAREER NO.)	DATE/OPPONENT	PLAYER (CAREER NO.)	DATE/OPPONENT	PLAYER	DATE/OPPONENT (INN.)
Encarnacion-Strand & Benson	5/4 vs. Louisville (1st)	Jermaine Palacios (5th)	5/17 vs. Toledo	Christian Encarnacion-Strand (1)	5/4 vs. Louisville	Andy Ibañez	April 6 vs. Toledo (3rd)
Jordan Walker & Moisés Gómez	5/31 vs. Memphis (6th)	Moisés Gómez (7th)	5/31 vs. Memphis			Andrés Chaparro	May 9 @ Scranton/WB (7th)
Travis Blankenhorn & Matt Adams	6/22 @ Rochester (4th)	Liover Peguero (5th)	7/14 vs. Indianapolis			Jair Camargo	May 28 @ St. Paul (7th)
						Jesús Aguilar	July 5 @ Gwinnett (3rd)
						Joshua Fuentes	July 6 @ Gwinnett (4th)
						Endy Rodríguez	7/14 vs. Indianapolis (3rd)

LEADOFF HOMERS (5)		INSIDE-THE PARK HOMERS (0)		PINCH-HIT HOMERS (0)		WALK-OFF HOMERS (2)	
PLAYER	DATE/OPPONENT	PLAYER	DATE/OPPONENT (INN.)	PLAYER	DATE/OPPONENT (INN.)	PLAYER	DATE/OPPONENT
Christopher Morel	4/14 @ Iowa					Michael Hermosillo	5/10 @ Scranton/WB
Forrest Wall	4/19 vs. Gwinnett					Ben Rortvedt	5/13 @ Scranton/WB
Michael Siani	5/3 vs. Louisville						
Michael Siani	5/5 vs. Louisville						
Nick Gonzales	6/9 @ Indianapolis						

HR #	PLAYER (SEASON #)	GM # - DATE	OPPONENT	PITCHER	PITCH TYPE	DIRECTION	ON BASE	INNING	OUTS	COUNT	SCORE	FINAL	DISTANCE	EXIT VELO	LAUNCH ANGLE
1.	Logan Porter (1)	2 - April 1	@ Indianapolis	Caleb Smith (L)	4-seam FB	LF	0	▲4	1	2-2	3-0	W, 12-1	417 ft	106.6 mph	32°
2.	Jakson Reetz (1)	2 - April 1	@ Indianapolis	Caleb Smith (L)	Slider	LF	3	▲5	2	2-1	8-0	W, 12-1	408 ft	103.9 mph	25°
3.	Dairon Blanco (1)	3 - April 2	@ Indianapolis	Mike Burrows	4-seam FB	LCF	0	▲5	2	3-2	1-3	W, 8-3	411 ft	105.2 mph	23°
4.	Samad Taylor (1)	3 - April 2	@ Indianapolis	J.C. Flowers	4-seam FB	LF	0	▲8	0	2-1	2-3	W, 8-3	334 ft	104.5 mph	22°
5.	Nick Loftin (1)	3 - April 2	@ Indianapolis	Daniel Zamora (L)	4-seam FB	LF	2	▲8	1	1-2	5-3	W, 8-3	362 ft	97.2 mph	29°
6.	Maikel Garcia (1)	4 - April 4	vs. Toledo	Alex Faedo	4-seam FB	RF	0	▼1	1	2-1	1-0	L, 9-2	349 ft	94.3 mph	35°
7.	Tyler Gentry (1)	5 - April 5	vs. Toledo	Tyler Holton (L)	Cutter	CF	2	▼6	0	2-0	3-1	L, 7-6	417 ft	106.5 mph	27°
8.	Logan Porter (2)	5 - April 5	vs. Toledo	Tyler Holton (L)	Slider	LF	0	▼6	0	3-1	4-1	L, 7-6	346 ft	103.3 mph	37°
9.	Logan Porter (3)	5 - April 5	vs. Toledo	Matt Wisler	4-seam FB	RCF	0	▼8	0	2-2	5-6	L, 7-6	364 ft	94.7 mph	34°
10.	Nick Loftin (2)	6 - April 6	vs. Toledo	Brenan Haniffee	Slider	LCF	0	▼2	0	2-2	1-1	L, 8-5	401 ft	101.8 mph	32°
11.	CJ Alexander (1)	6 - April 6	vs. Toledo	Brenan Haniffee	Sinker	CF	0	▼4	1	2-2	3-6	L, 8-5	409 ft	101.1 mph	35°
12.	Logan Porter (4)	7 - April 7	vs. Toledo	Reese Olson	4-seam FB	LF	0	▼3	0	3-2	5-2	W, 9-4	395 ft	104.3 mph	45°
13.	Freddy Fermin (1)	8 - April 8	vs. Toledo	Will Vest	Slider	CF	3	▼3	2	0-0	6-1	W, 13-8	401 ft	102.1 mph	42°
14.	Angelo Castellano (1)	8 - April 8	vs. Toledo	Will Vest	4-seam FB	LCF	1	▼4	0	2-0	8-1	W, 13-8	401 ft	102.8 mph	33°
15.	Freddy Fermin (2)	8 - April 8	vs. Toledo	Ashton Goudeau	Changeup	CF	1	▼5	0	1-1	10-1	W, 13-8	428 ft	105.9 mph	28°
16.	CJ Alexander (2)	8 - April 8	vs. Toledo	Ashton Goudeau	Changeup	LF	0	▼7	0	1-0	11-8	W, 13-8	351 ft	92.4 mph	43°
17.	Angelo Castellano (2)	9 - April 9	vs. Toledo	Alex Faedo	4-seam FB	LF	0	▼3	1	0-0	1-0	L, 8-2	373 ft	98.0 mph	25°
18.	Samad Taylor (2)	10 - April 11	@ Iowa	Roenis Elias (L)	4-seam FB	CF	2	▲5	2	0-2	3-9	L, 9-6	405 ft	100.9 mph	25°
19.	Freddy Fermin (3)	10 - April 11	@ Iowa	Brandon Hughes (L)	4-seam FB	LF	1	▲6	2	0-1	6-9	L, 9-6	398 ft	100.3 mph	33°
20.	CJ Alexander (3)	11 - April 12	@ Iowa	Riley Thompson	Changeup	RF	0	▲2	0	1-0	2-1	W, 10-6	394 ft	104.3 mph	24°
21.	Tyler Gentry (2)	11 - April 12	@ Iowa	Riley Thompson	Slider	LF	0	▲3	2	1-2	3-1	W, 10-6	393 ft	103.3 mph	26°
22.	Tucker Bradley (1)	11 - April 12	@ Iowa	Rowan Wick	4-seam FB	RCF	1	▲6	2	1-1	7-3	W, 10-6	392 ft	98.2 mph	29°
23.	Nick Loftin (3)	11 - April 12	@ Iowa	Anthony Kay (L)	Slider	CF	0	▲8	0	2-1	8-6	W, 10-6	420 ft	104.3 mph	28°
24.	Nick Loftin (4)	12 - April 13	@ Iowa	Nick Neidert	4-seam FB	LF	0	▲4	2	3-2	1-11	L, 14-1	370 ft	100.4 mph	38°
25.	Nick Pratto (1)	15 - April 19	vs. Gwinnett	Beau Burrows	Slider	CF	0	▼2	0	1-2	1-1	L, 6-2	399 ft	100.2 mph	26°
26.	Logan Porter (5)	15 - April 19	vs. Gwinnett	Beau Burrows	Slider	LF	0	▼4	1	1-2	2-3	L, 6-2	350 ft	94.9 mph	50°
27.	CJ Alexander (4)	17 - April 21	vs. Gwinnett	Allan Winans	Changeup	RF	0	▼2	2	0-0	1-1	L, 7-3	395 ft	96.2 mph	37°
28.	Nick Pratto (2)	18 - April 22	vs. Gwinnett	Dylan Dodd (L)	Changeup	RF	1	▼1	2	3-1	2-0	L, 5-2	350 ft	88.4 mph	39°
29.	Nate Eaton (1)	22 - April 27	@ Nashville	Janson Junk	Sweeper	LF	0	▲2	2	2-2	1-0	W, 2-1	403 ft	103.0 mph	32°
30.	Freddy Fermin (4)	24 - April 29	@ Nashville	Robert Stock	4-seam FB	RCF	2	▲1	1	3-1	4-0	L, 6-5 (10)	381 ft	104.3 mph	23°
31.	Tyler Gentry (3)	25 - April 30	@ Nashville	Robert Gasser (L)	4-seam FB	LF	1	▲3	2	1-0	2-1	W, 10-6	391 ft	100.6 mph	33°
32.	Logan Porter (6)	25 - April 30	@ Nashville	Robert Gasser (L)	Slider	LF	0	▲4	0	2-1	3-1	W, 10-6	389 ft	102.3 mph	29°
33.	Freddy Fermin (5)	25 - April 30	@ Nashville	Robert Gasser (L)	Changeup	LF	0	▲5	1	2-0	5-1	W, 10-6	368 ft	94.8 mph	35°
34.	Nick Loftin (5)	28 - May 4	vs. Louisville	Silvino Bracho	Slider	LF	0	▼7	0	0-0	8-11	L, 12-10	365 ft	101.1 mph	19°
35.	Jakson Reetz (2)	29 - May 5	vs. Louisville	Brandon Williamson (L)	4-seam FB	LF	1	▼2	1	0-0	2-1	W, 6-2	346 ft	100.2 mph	27°
36.	Nick Loftin (6)	29 - May 5	vs. Louisville	Brandon Williamson (L)	Slider	CF	0	▼6	0	0-0	3-1	W, 6-2	395 ft	105.6 mph	24°
37.	Angelo Castellano (3)	30 - May 6	vs. Louisville	Ryan Nutof	Curveball	LF	1	▼7	2	2-2	8-8	W, 11-9	376 ft	95.2 mph	29°
38.	Jakson Reetz (3)	31 - May 7	vs. Louisville	Andrew Abbott (L)	Changeup	LF	0	▼4	1	2-0	1-0	L, 4-3	426 ft	104.4 mph	32°
39.	Franmil Reyes (1)	31 - May 7	vs. Louisville	Andrew Abbott (L)	Curveball	LCF	1	▼5	2	3-2	3-0	L, 4-3	389 ft	100.8 mph	29°
40.	Clay Dungan (1)	32 - May 9	@ Scranton/WB	Mitch Spence	4-seam FB	RCF	0	▲3	0	1-0	2-2	L, 14-2	388 ft	104.0 mph	28°
41.	Dairon Blanco (2)	33 - May 10	@ Scranton/WB	Luis Severino	Changeup	LF	0	▲3	0	0-1	1-1	L, 4-3	377 ft	99.6 mph	24°
42.	CJ Alexander (5)	34 - May 11	@ Scranton/WB	Colten Brewer	Slider	CF	0	▲9	0	1-1	3-1	W, 4-3 (11)	422 ft	106.4 mph	23°
43.	CJ Alexander (6)	36 - May 13	@ Scranton/WB	Greg Weissert	Sweeper	RF	0	▲6	1	0-0	4-3	L, 8-6	377 ft	102.7 mph	39°
44.	CJ Alexander (7)	37 - May 14	@ Scranton/WB	Mitch Spence	4-seam FB	RCF	0	▲2	0	3-2	1-1	W, 6-3	416 ft	109.9 mph	24°
45.	Brewer Hicklen (1)	37 - May 14	@ Scranton/WB	D.J. Snelten (L)	Changeup	LF	0	▲9	0	2-1	4-3	W, 6-3	344 ft	109.5 mph	25°
46.	Samad Taylor (3)	37 - May 14	@ Scranton/WB	D.J. Snelten (L)	4-seam FB	RCF	1	▲9	2	3-1	6-3	W, 6-3	346 ft	95.2 mph	29°
47.	Samad Taylor (4)	39 - May 17	vs. Toledo	Zach Logue (L)	4-seam FB	RCF	1	▼1	0	0-1	2-1	W, 16-8	372 ft	100.0 mph	30°
48.	Logan Porter (7)	39 - May 17	vs. Toledo	Zach Logue (L)	4-seam FB	LF	1	▼1	0	0-0	4-1	W, 16-8	401 ft	102.3 mph	38°
49.	Angelo Castellano (4)	39 - May 17	vs. Toledo	Miguel Del Pozo (L)	4-seam FB	LF	1	▼5	2	1-0	10-5	W, 16-8	385 ft	99.2 mph	26°
50.	Brewer Hicklen (2)	40 - May 18	vs. Toledo	Miguel Diaz	Sinker	LCF	2	▼8	0	2-0	9-0	W, 9-0	443 ft	108.4 mph	32°
51.	Drew Waters (1)	43 - May 21	vs. Toledo	Ashton Goudeau	4-seam FB	RCF	0	▼3	0	1-1	1-2	W, 8-4	408 ft	108.7 mph	29°
52.	Drew Waters (2)	43 - May 21	vs. Toledo	Ashton Goudeau	Changeup	LCF	1	▼4	1	2-0	4-3	W, 8-4	366 ft	99.5 mph	32°
53.	Tucker Bradley (2)	43 - May 21	vs. Toledo	Seth Elledge	Sinker	LCF	1	▼6	0	1-1	6-4	W, 8-4	388 ft	100.5 mph	28°
54.	Jakson Reetz (4)	43 - May 21	vs. Toledo	Braden Bristo	Sweeper	LF	0	▼7	0	2-1	8-4	W, 8-4	412 ft	104.1 mph	36°
55.	Dairon Blanco (3)	44 - May 23	@ St. Paul	Simeon Woods Richardson	4-seam FB	CF	0	▲4	1	1-1	4-0	W, 6-1	455 ft	104.5 mph	28°
56.	Nick Loftin (7)	45 - May 24	@ St. Paul	Brent Headrick (L)	Changeup	LF	2	▲3	1	2-2	3-5	L, 6-5	433 ft	103.7 mph	24°
57.	Nick Loftin (8)	46 - May 25	@ St. Paul	Cody Lawersyson	Sweeper	LF	2	▲7	0	1-2	4-4	L, 8-6	357 ft	97.3 mph	22°
58.	Johan Camargo (1)	48 - May 27	@ St. Paul	Randy Dobnak	Changeup	CF	0	▲5	0	1-2	1-3	L, 14-1	426 ft	102.2 mph	26°
59.	Nick Loftin (9)	50 - May 30	vs. Memphis	Jake Woodford	Curveball	LF	1	▼1	2	0-0	2-1	W, 7-6	370 ft	91.0 mph	29°
60.	Tyler Gentry (4)	50 - May 30	vs. Memphis	Connor Thomas (L)	Slider	LCF	1	▼3	0	2-1	4-1	W, 7-6	471 ft	103.6 mph	27°
61.	Johan Camargo (2)	52 - June 1	vs. Memphis	Dakota Hudson	Slider	RCF	1	▼4	2	0-2	2-1	L, 12-6	393 ft	98.2 mph	31°
62.	Brewer Hicklen (3)	52 - June 1	vs. Memphis	Ryan Loutos	Sinker	CF	0	▼7	0	1-0	4-10	L, 12-6	425 ft	105.8 mph	33°
63.	CJ Alexander (8)	52 - June 1	vs. Memphis	Ryan Loutos	Cutter	RCF	1	▼8	0	2-2	5-12	L, 12-6	400 ft	102.8 mph	30°
64.	Nate Eaton (2)	53 - June 2	vs. Memphis	Tommy Parsons	4-seam FB	LF	0	▼1	1	0-0	1-0	W, 10-9 (10)	330 ft	103.3 mph	46°
65.	Johan Camargo (3)	56 - June 6	@ Indianapolis	Yerry De Los Santos	Sinker	RCF	0	▲9	0	3-1	3-2	W, 4-2	399 ft	107.6 mph	22°
66.	CJ Alexander (9)	57 - June 7	@ Indianapolis	Quinn Priester	Curveball	RCF	2	▲2	0	1-2	3-2	W, 9-7	404 ft	101.3 mph	34°
67.	CJ Alexander (10)	58 - June 8	@ Indianapolis	Eli Villalobos	4-seam FB	RCF	1	▲7	2	2-1	14-7	W, 15-7	408 ft	108.5 mph	35°
68.	Brewer Hicklen (4)	59 - June 9	@ Indianapolis	Kent Emanuel (L)	Sinker	RCF	1	▲4	1	1-1	5-1	W, 6-2	410 ft	106.9 mph	26°
69.	Tyler Gentry (5)	60 - June 10	@ Indianapolis	Hunter Stratton	Slider	LF	2	▲5	2	0-2	3-2	W, 9-5	431 ft	106.0 mph	28°
70.	Samad Taylor (5)	61 - June 13	vs. Columbus	Joey Cantillo (L)	4-seam FB	LCF	0	▼6	1	1-1	1-2	W, 6-5	395 ft	102.4 mph	27°
71.	Brewer Hicklen (5)	61 - June 13	vs. Columbus	Michael Kelly	Slider	LF	1	▼8	2	2-1	6-5	W, 6-5	422 ft	108.1 mph	28°
72.	Samad Taylor (6)	62 - June 14	vs. Columbus	Gavin Williams	4-seam FB	CF	0	▼1	0	2-1	1-0	W, 6-1	422 ft	104.5 mph	27°
73.	Johan Camargo (4)	62 - June 14	vs. Columbus	Gavin Williams	4-seam FB	LF	0	▼4	1	0-2	2-1	W, 6-1	324 ft	90.8 mph	34°
74.	Tyler Gentry (6)	62 - June 14	vs. Columbus	Caleb Simpson	4-seam FB	LCF	1	▼7	2	0-1	6-1	W, 6-1	388 ft	101.2 mph	24°
75.	Kyle Isbel (1)	64 - June 16	vs. Columbus	Thomas Ponticelli	Sweeper	CF	0	▼1	1	1-0	1-1	W, 4-1	406 ft	104.3 mph	23°
76.	Nate Eaton (3)	65 - June 17	vs. Columbus	Jhon Romero	4-seam FB	CF	0	▼1	0	0-0	1-0	W, 13-4	412 ft	103.0 mph	33°
77.	Nate Eaton (4)	65 - June 17	vs. Columbus	Caleb Baragar (L)	4-seam FB	LF	0	▼3	0	2-2	2-0	W, 13-4	410 ft	103.8 mph	37°
78.	Jermaine Palacios (1)	66 - June 18	vs. Columbus	Joey Cantillo (L)	Changeup	LCF	1	▼2	2	1-1	2-0	W, 6-4	409 ft	101.9 mph	29°
79.	John Rave (1)	66 - June 18	vs. Columbus	Joey Cantillo (L)	4-seam FB	LCF	2	▼3	2	1-2	6-1	W, 6-4	ITP	96.5 mph	26°
80.	Adeiny Hechavarria (1)	69 - June 22	@ Rochester	Tommy Romero	4-seam FB	LCF	3	▲4	2	3-0	4-2	W, 8-4	411 ft	100.5 mph	29°
81.	Kyle Isbel (2)	70 - June 23	@ Rochester	Joan Adon	4-seam FB	RF	0	▲4	0	3-2	1-0	W, 4-2	375 ft	102.8 mph	32°
82.	John Rave (2)	71 - June 24	@ Rochester	Anthony Banda (L)	Slider	RCF	0	▲4	2	1-1	1-0	L, 3-2	406 ft	101.9 mph	24°

HR #	PLAYER (SEASON #)	GM # – DATE	OPPONENT	PITCHER	PITCH TYPE	DIRECTION	ON BASE	INNING	OUTS	COUNT	SCORE	FINAL	DISTANCE	EXIT VELO	LAUNCH ANGLE
83.	Adeiny Hechavarría (2)	74 – June 29	vs. Iowa	Riley Thompson	4-seam FB	LCF	0	▼2	1	1-1	1-2	W, 8-3	387 ft	97.1 mph	36°
84.	Angelo Castellano (5)	74 – June 29	vs. Iowa	Riley Thompson	Sinker	LF	1	▼2	1	0-0	3-2	W, 8-3	396 ft	99.6 mph	30°
85.	John Rave (3)	74 – June 29	vs. Iowa	Brendon Little (L)	Sinker	RF	0	▼7	2	3-1	8-2	W, 8-3	366 ft	98.0 mph	32°
86.	Tucker Bradley (3)	76 – July 2 (G1)	vs. Iowa	Chris Clarke	Slider	LF	1	▼3	2	1-0	5-1	W, 11-1 (7)	355 ft	90.5 mph	36°
87.	Angelo Castellano (6)	76 – July 2 (G1)	vs. Iowa	Rowan Wick	4-seam FB	LF	0	▼5	2	1-2	8-1	W, 11-1 (7)	385 ft	102.5 mph	21°
88.	Nate Eaton (5)	77 – July 2 (G2)	vs. Iowa	Nick Neidert	Curveball	CF	0	▼4	2	0-0	2-1	L, 6-2 (7)	422 ft	103.0 mph	28°
89.	Tyler Gentry (7)	78 – July 3	vs. Iowa	Ben Brown	Slider	LF	0	▼4	1	2-2	2-4	L, 7-6	352 ft	98.7 mph	22°
90.	Logan Porter (8)	80 – July 5	@ Gwinnett	Justus Sheffield (L)	Sinker	LF	0	▲3	0	0-0	4-1	L, 8-7 (10)	383 ft	97.8 mph	40°
91.	Nate Eaton (6)	80 – July 5	@ Gwinnett	Nick Margevicius (L)	Changeup	CF	1	▲1	1	2-1	3-1	L, 9-6	417 ft	101.3 mph	32°
92.	Tyler Gentry (8)	80 – July 5	@ Gwinnett	Dereck Rodriguez	4-seam FB	LCF	2	▲6	2	2-0	6-7	L, 9-6	410 ft	104.3 mph	24°
93.	Logan Porter (9)	82 – July 7	@ Gwinnett	Jared Shuster (L)	Changeup	LCF	0	▲1	2	2-1	1-0	W, 7-1	400 ft	103.6 mph	26°
94.	Jermaine Palacios (2)	82 – July 7	@ Gwinnett	Matt Swarmer	Slider	LF	1	▲6	0	1-2	4-1	W, 7-1	357 ft	95.3 mph	28°
95.	Brewer Hicklen (5)	84 – July 14	vs. Indianapolis	Wil Crowe	–	LCF	0	▼2	1	0-0	2-10	L, 13-5	441 ft	–	–
96.	Tucker Bradley (4)	84 – July 14	vs. Indianapolis	Kent Emanuel (L)	Sinker	RF	0	▼5	0	2-0	3-11	L, 13-5	415 ft	106.3 mph	33°
97.	Brewer Hicklen (6)	84 – July 14	vs. Indianapolis	Juan Minaya	Slider	LCF	1	▼9	2	0-0	5-13	L, 13-5	428 ft	108.5 mph	26°
98.	Tyler Gentry (9)	85 – July 15	vs. Indianapolis	Cam Alldred (L)	Slider	LF	2	▼2	1	0-2	3-0	W, 8-3	355 ft	97.1 mph	23°
99.	Logan Porter (10)	85 – July 15	vs. Indianapolis	Jose Hernandez (L)	4-seam FB	LCF	1	▼3	1	2-1	5-1	W, 8-3	382 ft	97.7 mph	29°
100.	CJ Alexander (11)	85 – July 15	vs. Indianapolis	Hunter Stratton	Cutter	RF	1	▼7	2	1-2	8-2	W, 8-3	382 ft	97.2 mph	37°
101.	Adeiny Hechavarría (3)	86 – July 16	vs. Indianapolis	Jared Jones	4-seam FB	RCF	2	▼4	2	3-1	3-3	L, 11-4	396 ft	99.3 mph	35°
102.	Nate Eaton (7)	86 – July 16	vs. Indianapolis	Kyle Nicolas	4-seam FB	CF	0	▼6	0	0-0	4-10	L, 11-4	413 ft	101.9 mph	29°
103.	Nate Eaton (8)	88 – July 19	vs. St. Paul	Aaron Sanchez	Changeup	LCF	1	▼9	1	2-0	4-9	L, 9-4	396 ft	104.1 mph	37°
104.	Jermaine Palacios (3)	89 – July 20	vs. St. Paul	Ronny Henriquez	4-seam FB	LF	0	▼5	0	2-0	2-0	L, 6-5	364 ft	96.0 mph	30°

														STORM CHASERS				OPPONENT							
GM #	MARCH	OPPONENT	SCORE	RECORD	STANDINGS, DIV	WIN	LOSS	SAVE	TEMP.	1ST PITCH	TIME	ATT.	HOME ATT.	R	H	E	LO	R	H	E	LO				
1.	3/31	@ Indianapolis	W, 8-6	1-0	1st +0.5	C. Snider (1-0)	Y. De Los Santos (0-1)	J. Staumont (1)	66°	7:05 PM	2:54	8,095		8	12	0	14	6	11	2	7				
														STORM CHASERS				OPPONENT							
GM #	APRIL	OPPONENT	SCORE	RECORD	STANDINGS, DIV	WIN	LOSS	SAVE	TEMP.	1ST PITCH	TIME	ATT.	HOME ATT.	R	H	E	LO	R	H	E	LO				
2.	4/1	@ Indianapolis	W, 12-1	2-0	1st +1.0	D. Parrish (1-0)	C. Smith (0-1)	-	42°	1:37 PM	2:26	4,012		12	16	0	11	1	5	2	3				
3.	4/2	@ Indianapolis	W, 8-3	3-0	1st +1.0	J. Kowar (1-0)	D. Zamora (0-1)	-	49°	1:36 PM	2:53	4,240		8	12	0	9	3	11	2	10				
4.	4/4	TOLEDO	L, 9-2	3-1	2nd -0.5	B. White (1-0)	M. Castillo (0-1)	-	55°	6:42 PM	2:27	3,200	3,200	2	6	0	6	9	12	0	5				
5.	4/5	TOLEDO	L, 7-6	3-2	2nd -1.0	T. Holton (1-0)	R. Weiss (0-1)	M. Díaz (2)	35°	12:07 PM	2:40	1,405	4,605	6	8	2	6	7	12	1	9				
6.	4/6	TOLEDO	L, 8-5	3-3	3rd -2.0	J. Fry (1-0)	J. Kowar (1-1)	M. Del Pozo (1)	45°	12:06 PM	2:48	1,607	6,212	5	7	1	4	8	10	2	9				
7.	4/7	TOLEDO	W, 9-4	4-3	2nd -1.0	J. Heasley (1-0)	R. Olson (0-2)	-	70°	6:35 PM	2:35	1,968	8,180	9	12	0	6	4	9	0	11				
8.	4/8	TOLEDO	W, 13-8	5-3	2nd -0.5	M. Martinez (1-0)	M. Lorenzen (0-1)	-	71°	2:05 PM	2:49	2,070	10,250	13	12	3	4	8	13	0	12				
9.	4/9	TOLEDO	L, 8-2	5-4	2nd -1.5	T. Holton (2-0)	M. Castillo (0-2)	-	73°	2:11 PM	2:57	2,119	12,369	2	6	3	12	8	13	0	11				
10.	4/11	@ Iowa	L, 9-6	5-5	15th -2.5	R. Elias (1-0)	M. Mayers (0-1)	M. Rodriguez (1)	79°	6:38 PM	2:34	3,557		6	10	0	6	9	7	1	6				
11.	4/12	@ Iowa	W, 10-6	6-5	15th -1.5	J. Kowar (2-0)	R. Thompson (0-1)	-	77°	12:09 PM	2:26	4,085		10	12	0	5	6	8	0	4				
12.	4/13	@ Iowa	L, 14-1	6-6	16th -2.5	N. Neidert (1-1)	J. Heasley (1-1)	-	81°	6:38 PM	2:18	3,647		1	6	1	4	14	15	0	8				
13.	4/14	@ Iowa	W, 11-8	7-6	16th -2.0	C. Snider (2-0)	M. Rodriguez (1-1)	N. Wittgren (1)	79°	7:09 PM	3:16	6,257		11	11	2	10	8	11	3	10				
	4/15	@ Iowa	PPD/Rain (To be made up April 16)																						
14.	4/16	@ Iowa	Cancelled/Snow																						
15.	4/16	@ Iowa	Cancelled/Snow																						
14.	4/18	GWINNETT	L, 4-1	7-7	15th -3.0	T. Tice (2-0)	J. Kowar (2-2)	Y. Rios (1)	70°	6:39 PM	2:24	1,703	14,072	1	7	1	8	4	6	0	8				
15.	4/19	GWINNETT	L, 6-2	7-8	15th -4.0	B. Burrows (1-0)	J. Heasley (1-2)	-	70°	12:05 PM	2:15	6,641	20,713	2	6	0	5	6	10	0	3				
16.	4/20	GWINNETT	L, 9-3	7-9	16th -4.5	B. Moran (1-0)	M. Castillo (0-3)	-	56°	6:37 PM	2:47	2,026	22,739	3	3	1	10	9	10	1	5				
17.	4/21	GWINNETT	L, 7-3	7-10	7th -6.0	A. Winans (1-2)	E. Sisk (0-1)	-	44°	6:36 PM	3:01	2,041	24,780	3	9	2	9	7	11	0	8				
18.	4/22	GWINNETT	L, 5-2	7-11	16th -7.0	D. Dodd (1-0)	A. Núñez (0-1)	Y. Rios (2)	42°	2:06 PM	2:27	3,025	27,805	2	4	1	2	5	10	0	10				
19.	4/23	GWINNETT	W, 5-3	8-11	16th -6.0	M. Mayers (1-1)	N. Kingham (0-3)	N. Wittgren (2)	49°	2:06 PM	2:23	2,046	29,851	5	12	3	6	3	8	0	9				
20.	4/25	@ Nashville	L, 8-3	8-12	16th -7.0	R. Gasser (1-0)	J. Heasley (1-3)	-	67°	6:39 PM	2:14	4,127		3	5	1	3	8	11	0	6				
21.	4/26	@ Nashville	L, 5-0	8-13	17th -8.0	C. Boushley (1-1)	M. Castillo (0-4)	-	68°	6:37 PM	2:27	5,455		0	4	0	5	5	11	1	8				
22.	4/27	@ Nashville	W, 2-1	9-13	7th -7.0	A. Cox (1-0)	J. Junk (2-1)	N. Wittgren (3)	61°	7:19 PM	2:28 (:44)	3,507		2	8	0	7	1	6	1	8				
23.	4/28	@ Nashville	L, 4-3	9-14	7th -7.0	J. Bukauskas (1-0)	J. Dye (0-1)	-	69°	6:37 PM	2:26	6,707		3	5	1	3	4	7	1	4				
24.	4/29	@ Nashville	L, 6-5 (10)	9-15	18th -8.0	L. Erceg (3-0)	E. Sisk (0-2)	-	70°	6:39 PM	2:58	9,833		5	8	0	6	6	13	1	15				
25.	4/30	@ Nashville	W, 10-6	10-15	7th -7.0	A. Núñez (1-1)	J. Bukauskas (1-1)	-	61°	3:08 PM	3:00 (7:03)	9,469		10	11	1	9	6	9	3	9				
APRIL Hitting Results: .250/.337/.441 (200-for-799), 49 2B, 2 3B, 33 HR, 124 R, 99 BB, 38 SB // APRIL Pitching Results: 9-15, 5.65 ERA (133 ER in 212.0 IP), 3/7 SV, 238 H, 30 HR, 104 BB, 198 K, 1.61 WHIP, .284 AVG																		STORM CHASERS				OPPONENT			
GM #	MAY	OPPONENT	SCORE	RECORD	STANDINGS, DIV	WIN	LOSS	SAVE	TEMP.	1ST PITCH	TIME	ATT.	HOME ATT.	R	H	E	LO	R	H	E	LO				
26.	5/2	LOUISVILLE	L, 10-4	10-16	18th -8.0	A. Abbott (1-0)	M. Castillo (0-5)	-	57°	12:06 PM	2:57	2,024	31,875	4	6	0	10	10	14	2	8				
27.	5/3	LOUISVILLE	L, 7-4	10-17	10th -9.0	B. Lively (4-0)	M. Martinez (1-1)	-	60°	11:07 AM	2:20	3,364	35,239	4	10	1	5	7	11	0	7				
28.	5/4	LOUISVILLE	L, 12-10	10-18	10th -9.0	R. Wynne (1-1)	D. Parrish (1-1)	-	77°	6:36 PM	2:45	3,333	38,572	10	11	1	9	12	13	4	4				
29.	5/5	LOUISVILLE	W, 6-2	11-18	10th -8.0	M. Mayers (2-1)	B. Williamson (1-4)	J. Kowar (1)	63°	6:36 PM	2:14	5,735	44,307	6	5	0	3	2	7	1	7				
30.	5/6	LOUISVILLE	W, 11-9	12-18	8th -7.5	E. Sisk (1-2)	J. Kuhnel (0-1)	J. Cuas (1)	78°	6:37 PM	2:57	3,872	48,179	11	12	0	8	9	13	1	6				
31.	5/7	LOUISVILLE	L, 4-3	12-19	9th -7.0	Z. Brown (1-1)	B. Kriske (0-1)	A. Busenitz (3)	82°	2:07 PM	2:46	2,469	50,648	3	8	0	7	4	6	0	8				
32.	5/9	@ Scranton/WB	L, 14-2	12-20	9th -8.0	M. Spence (3-2)	D. Parrish (1-2)	-	68°	6:06 PM	2:20	3,053		2	4	1	2	14	18	1	7				
33.	5/10	@ Scranton/WB	L, 4-3	12-21	10th -8.5	A. McGarity (3-0)	D. Coleman (0-1)	-	60°	11:05 AM	2:41	5,829		3	5	0	9	4	4	1	6				
34.	5/11	@ Scranton/WB	W, 4-3 (11)	13-21	9th -8.5	A. Núñez (2-1)	D. Snelten (0-2)	-	76°	6:37 PM	3:02	3,691		4	4	0	6	3	8	2	10				
35.	5/12	@ Scranton/WB	W, 3-2	14-21	9th -8.5	D. Lynch (1-0)	R. Vásquez (0-5)	N. Wittgren (4)	79°	6:35 PM	2:22	4,142		3	8	0	5	2	4	1	6				
36.	5/13	@ Scranton/WB	L, 8-6	14-22	10th -9.0	A. McGarity (4-0)	B. Kriske (0-2)	-	76°	4:05 PM	2:32	5,027		6	14	0	6	8	10	0	5				
37.	5/14	@ Scranton/WB	W, 6-3	15-22	9th -8.0	J. Dipoto (1-0)	D. Snelten (0-3)	N. Wittgren (5)	75°	1:06 PM	3:02	3,058		6	7	0	6	3	9	1	11				
38.	5/16	TOLEDO	L, 9-2	15-23	10th -8.0	H. Hembree (4-1)	J. Heasley (1-4)	-	77°	6:36 PM	2:45	2,001	52,649	2	9	1	15	9	12	0	6				
39.	5/17	TOLEDO	W, 16-8	16-23	10th -7.5	W. Pennington (1-0)	Z. Logue (1-3)	-	83°	6:37 PM	2:54	2,218	54,867	16	18	0	8	8	14	2	3				
40.	5/18	TOLEDO	W, 9-0	17-23	10th -6.5	A. Cox (2-0)	B. Haniffee (0-3)	-	78°	6:37 PM	2:31	3,529	58,396	9	14	0	8	0	3	0	6				
41.	5/19	TOLEDO	W, 9-1	18-23	10th -6.0	A. Núñez (3-1)	A. Bergner (1-1)	-	66°	6:36 PM	2:41	5,058	63,454	9	12	1	9	1	6	1	8				
42.	5/20	TOLEDO	L, 4-1	18-24	10th -7.5	R. Olson (2-3)	J. McArthur (0-1)	M. Díaz (7)	75°	6:38 PM	2:47	6,882	70,336	1	2	0	8	4	5	1	8				
43.	5/21	TOLEDO	W, 8-4	19-24	10th -6.5	N. Wittgren (1-0)	S. Elledge (0-1)	-	81°	5:07 PM	2:50	3,995	74,331	8	12	0	9	4	15	2	11				
44.	5/23	@ St. Paul	W, 6-1	20-24	10th -6.5	D. Lynch (2-0)	S. Woods Richardson (0-5)	-	76°	11:09 AM	2:24	7,436		6	10	0	10	1	6	0	7				
45.	5/24	@ St. Paul	L, 6-5	20-25	10th -6.5	O. Ortega (2-0)	B. Kriske (0-3)	-	68°	7:08 PM	3:00	4,222		5	11	1	12	6	9	2	9				
46.	5/25	@ St. Paul	L, 8-6	20-26	10th -7.5	R. Henriquez (1-0)	A. Núñez (3-2)	P. Murphy (2)	74°	7:09 PM	2:50	7,218		6	10	3	12	8	10	2	6				
47.	5/26	@ St. Paul	W, 6-4	21-26	9th -6.5	D. Parrish (2-2)	C. Sadzeck (1-3)	D. Coleman (1)	77°	7:08 PM	2:59	6,080		6	8	1	8	4	8	1	9				
48.	5/27	@ St. Paul	L, 14-1	21-27	9th -7.5	R. Dobnak (2-1)	J. Heasley (1-5)	-	80°	7:10 PM	2:51	6,386		1	6	3	8	14	16	1	10				
49.	5/28	@ St. Paul	L, 10-6	21-28	10th -8.5	J. Winder (3-1)	J. Kowar (2-3)	-	82°	5:12 PM	2:28	8,640		6	11	2	4	10	9	1	2				
50.	5/30	MEMPHIS	W, 7-6	22-28	9th -8.0	A. Veneziano (1-0)	J. Woodford (0-1)	B. Kriske (1)	82°	7:06 PM	2:32	2,352	76,683	7	12	0	6	6	6	3	8				
51.	5/31	MEMPHIS	L, 9-4	22-29	10th -8.5	M. McGreevy (4-0)	A. Cox (2-1)	-	84°	7:06 PM	2:37	5,049	81,732	4	9	2	8	9	11	2	8				
MAY Hitting Results: .269/.366/.436 (238-for-885), 53 2B, 7 3B, 27 HR, 148 R, 120 BB, 58 SB // MAY Pitching Results: 12-14, 5.61 ERA (162 ER in 229.1 IP), 6/12 SV, 247 H, 46 HR, 126 BB, 235 K, 1.63 WHIP, .278 AVG																		STORM CHASERS				OPPONENT			
GM #	JUNE	OPPONENT	SCORE	RECORD	STANDINGS, DIV	WIN	LOSS	SAVE	TEMP.	1ST PITCH	TIME	ATT.	HOME ATT.	R	H	E	LO	R	H	E	LO				
52.	6/1	MEMPHIS	L, 12-6	22-30	10th -9.0	D. Hudson (2-3)	C. Snider (2-1)	-	70°	7:07 PM	3:12	3,685	85,417	6	9	1	8	12	11	0	9				
53.	6/2	MEMPHIS	W, 10-9 (10)	23-30	10th -8.5	J. Dipoto (2-0)	J. Walsh (2-1)	-	76°	7:07 PM															

GM #	JUNE	OPPONENT	SCORE	STANDINGS, LG	WIN	LOSS	SAVE	TEMP.	1st PITCH	TIME	ATT.	HOME ATT.	STORM CHASERS				OPPONENT				
													R	H	E	LO	R	H	E	LO	
73.	6/28	IOWA	L, 9-2	0 - 1, 38 - 35	110th -1.0	K. Kilian (5-1)	B. Hanifree (0-3)	-	83°	12:07 PM	2:33	3,776	131,378	2	5	1	5	9	7	0	8
74.	6/29	IOWA	W, 8-3	1 - 1, 39 - 35	77th -1.0	M. Mayers (3-1)	R. Thompson (2-5)	-	89°	7:09 PM	2:44	5,951	137,329	8	12	0	11	3	3	1	4
75.	6/30	IOWA	L, 6-5	1 - 2, 39 - 36	111th -2.0	M. Rodriguez (2-3)	J. Kowar (2-4)	-	82°	7:08 PM	2:52	6,012	143,341	5	9	0	10	6	8	2	5
JUNE Hitting Results: 281/380/450 (226-for-804), 55 2B, 3 3B, 25 HR, 152 R, 125 BB, 45 SB // JUNE Pitching Results: 16-6, 4.35 ERA (104 ER in 215.1 IP), 6/11 SV, 187 H, 26 HR, 127 BB, 219 K, 1.46 WHIP, 232 AVG																					

JUNE Hitting Results: .281/.380/.450 (226-for-804), 55 2B, 3 3B, 25 HR, 152 R, 125 BB, 45 SB // **JUNE Pitching Results:** 16-6, 4.35 ERA (104 ER in 215.1 IP), 6/11 SV, 187 H, 26 HR, 127 BB, 219 K, 1.46 WHIP, .232 AVG

														STORM CHASERS				OPPONENT				
GM #	JULY	OPPONENT	SCORE	RECORD	STANDINGS, LG	WIN	LOSS	SAVE	TEMP.	1ST PITCH	TIME	ATT.	HOME ATT.	R	H	E	LO	R	H	E	LO	
76.	7/1	IOWA	PPD/Rain (Made up July 2, 6-2 loss)																			
76.	7/2 G1	IOWA	W, 11-1 (7)	2 - 2, 40 - 36	18th -1.5	J. Bowlan (2-0)	C. Clarke (0-3)	-	84°	2:07 PM	2:20	-	143,341	11	16	0	6	1	4	0	8	
77.	7/2 G2	IOWA	L, 6-2 (7)	2 - 3, 40 - 37	113th -3.0	N. Neidert (4-3)	C. Ragans (0-1)	-	87°	5:06 PM	1:46	6,764	150,105	2	6	0	3	6	10	0	3	
78.	7/3	IOWA	L, 7-6	2 - 4, 40 - 38	114th -4.0	B. Brown (4-5)	A. Zerpa (0-1)	M. Rodríguez (10)	88°	7:08 PM	2:41	9,023	159,128	6	5	1	5	7	9	1	5	
79.	7/4	@ Gwinnett	L, 3-2	2 - 5, 40 - 39	115th -4.0	R. Muñoz (2-2)	J. Kowar (2-5)	G. Holmes (5)	88°	7:07 PM	2:14	10,067		1	3	1	0	3	4	0	6	
80.	7/5	@ Gwinnett	L, 8-7 (10)	2 - 6, 40 - 40	115th -4.0	B. Burrows (3-2)	B. Kriske (0-4)	-	83°	7:07 PM	3:08	1,811		7	13	1	9	8	10	0	9	
81.	7/6	@ Gwinnett	L, 9-6	2 - 7, 40 - 41	118th -5.0	N. Margevicius (3-2)	E. Sisk (2-3)	G. Holmes (6)	81°	7:08 PM	2:21	2,761		6	10	1	4	9	6	0	2	
82.	7/7	@ Gwinnett	W, 7-1	3 - 7, 41 - 41	116th -4.5	C. Ragans (1-1)	J. Shuster (2-2)	J. Bowlan (1)	80°	8:13 PM	2:45 (1:08)	4,515		7	13	0	13	1	7	0	8	
83.	7/8	@ Gwinnett	Cancelled/Wet Grinds																			
83.	7/9	@ Gwinnett	L, 8-1	3 - 8, 41 - 42	18th -5.5	A. Winans (7-3)	B. Keller (0-2)	-	83°	1:06 PM	2:23	5,129		1	3	1	3	8	8	0	7	
84.	7/14	INDIANAPOLIS	L, 13-5	3 - 9, 41 - 43	18th -5.5	K. Emanuel (7-3)	A. Zerpa (0-2)	-	82°	7:08 PM	2:49	5,184	164,312	5	12	0	12	13	13	0	9	
85.	7/15	INDIANAPOLIS	W, 8-3	4 - 9, 42 - 43	18th -5.5	W. Pennington (3-0)	C. Alldred (5-2)	-	85°	7:08 PM	2:35	5,768	170,080	8	8	0	5	3	9	0	9	
86.	7/16	INDIANAPOLIS	L, 11-4	4 - 10, 42 - 44	118th -6.0	J. Jones (2-1)	B. Keller (0-3)	-	84°	5:06 PM	2:48	5,553	175,633	4	10	0	8	11	14	0	9	
87.	7/18	ST. PAUL	W, 1-0	5 - 10, 43 - 44	18th -5.0	W. Pennington (4-0)	J. Winder (5-2)	-	65°	12:07 PM	2:00	2,525	178,158	1	5	0	5	0	2	1	4	
88.	7/19	ST. PAUL	L, 9-4	5 - 11, 43 - 45	18th -6.0	L. Varland (4-0)	J. Bowlan (2-1)	A. Sanchez (1)	79°	7:07 PM	2:49	3,927	182,085	4	7	0	5	9	8	0	14	
89.	7/20	ST. PAUL	L, 6-5	5 - 12, 43 - 46	118th -7.0	A. Brice (1-1)	S. Cruz (0-1)	P. Murphy (6)	79°	7:06 PM	2:44	5,555	187,640	5	10	0	9	6	10	0	9	
90.	7/21	ST. PAUL	W, 5-4	6 - 12, 44 - 46	18th -6.5	C. Chamberlain (1-1)	J. Winder (5-3)	-	81°	7:07 PM	2:36	6,598	194,238	5	10	0	9	4	6	1	7	
91.	7/22	ST. PAUL	W, 8-5	7 - 12, 45 - 46	7th -6.0	W. Klein (1-0)	B. Enlow (2-3)	-	83°	7:07 PM	2:27	5,528	199,766	8	9	0	6	5	9	2	4	
92.	7/23	ST. PAUL	W, 3-1	8 - 12, 46 - 46	17th -5.0	J. McArthur (1-1)	P. Murphy (5-2)	W. Klein (1)	89°	5:07 PM	2:12	4,877	204,643	3	8	0	7	1	6	0	6	
93.	7/25	@ Columbus	L, 10-2	8 - 13, 46 - 47	17th -5.5	J. Eickhoff (1-2)	J. Bowlan (2-2)	-	85°	7:06 PM	2:52	11,084		2	5	0	9	10	11	2	8	
94.	7/26	@ Columbus	W, 5-2	9 - 13, 47 - 47	17th -5.5	W. Pennington (5-0)	C. Smith (2-1)	W. Klein (2)	85°	12:06 PM	2:43	10,100		5	7	1	11					
95.	7/27	@ Columbus																				
96.	7/28	@ Columbus																				
97.	7/29	@ Columbus																				
98.	7/30	@ Columbus																				

JULY Hitting Results: TBD // JULY Pitching Results: TBD

[illegible]**AUGUST Hitting Results: TBD // AUGUST Pitching Results: TBD**[illegible]**SEPTEMBER Hitting Results: TBD // SEPTEMBER Pitching Results: TBD**

LF

Tucker Bradley, 44 (22-22)
Dairon Blanco, 11 (6-5)
Brewer Hicklen, 11 (3-8)
Samad Taylor, 9 (6-3)
John Rave, 9 (5-4)
Nate Eaton, 4 (3-1)
Nick Pratto, 3 (1-2)
Franmil Reyes, 1 (1-0)
Tyler Gentry, 1 (0-1)

CF

Dairon Blanco, 26 (13-13)
John Rave, 18 (10-8)
Nate Eaton, 14 (6-8)
Drew Waters, 12 (7-5)
Samad Taylor, 11 (2-9)
Kyle Isbel, 8 (6-2)
Brewer Hicklen, 4 (2-2)

RF

Tyler Gentry, 78 (38-40)
Nate Eaton, 5 (3-2)
Dairon Blanco, 4 (4-0)
CJ Alexander, 4 (1-3)
John Rave, 3 (1-2)

SS

Angelo Castellano, 43 (18-25)
Adeiny Hechavarria, 24 (12-12)
Maikel Garcia, 14 (8-6)
Clay Dungan, 9 (5-4)
Jermaine Palacios, 2 (2-0)
Johan Camargo, 1 (1-0)
Nicky Lopez, 1 (1-0)

2B

Samad Taylor, 48 (26-22)
Clay Dungan, 16 (10-6)
Nick Loftin, 9 (1-8)
Nate Eaton, 8 (4-4)
Angelo Castellano, 7 (3-4)
Johan Camargo, 3 (2-1)
Michael Massey, 2 (1-1)
Nicky Lopez, 1 (0-1)

3B

Nick Loftin, 39 (22-17)
Clay Dungan, 11 (7-4)
Jermaine Palacios, 10 (6-4)
Maikel Garcia, 10 (2-8)
Nate Eaton, 9 (2-7)
Johan Camargo, 8 (5-3)
Angelo Castellano, 4 (3-1)
Samad Taylor, 2 (0-2)
Nicky Lopez, 1 (0-1)

SP

Jonathan Heasley, 13 (7-6)
Drew Parrish, 12 (7-5)
Max Castillo, 12 (4-8)
Austin Cox, 9 (5-4)
Anthony Veneziano, 8 (6-2)
Mike Mayers, 8 (3-5)
Angel Zerpa, 6 (1-5)
Daniel Lynch, 4 (3-1)
Daniel Mengden, 3 (3-0)
Alec Marsh, 3 (2-1)
Cole Ragans, 3 (2-1)
Jonathan Bowlan, 3 (1-2)
Ryan Yarbrough, 3 (1-2)
Brad Keller, 2 (1-1)
James McArthur, 2 (1-1)
Jackson Kowar, 1 (0-1)
Marcelo Martinez, 1 (0-1)
Evan Sisk, 1 (0-1)

1B

CJ Alexander, 33 (17-16)
Logan Porter, 20 (12-8)
Nick Pratto, 16 (6-10)
Angelo Castellano, 9 (5-4)
Matt Beaty, 4 (3-1)
Jermaine Palacios, 4 (1-3)
Paxton Wallace, 3 (2-1)
Greyson Jenista, 3 (1-2)
Johan Camargo, 2 (1-1)

DH

Brewer Hicklen, 34 (23-11)
CJ Alexander, 11 (7-4)
Tucker Bradley, 9 (5-4)
Dairon Blanco, 7 (4-3)
Tyler Gentry, 6 (2-4)
Logan Porter, 4 (1-3)
Nick Loftin, 4 (0-4)
Clay Dungan, 3 (2-1)
Jakson Reetz, 3 (1-2)
Franmil Reyes, 3 (1-2)
Matt Beaty, 2 (1-1)
Johan Camargo, 2 (0-2)
Freddy Fermin, 2 (0-2)
Kyle Isbel, 1 (1-0)
Nate Eaton, 1 (0-1)
Michael Massey, 1 (0-1)
Samad Taylor, 1 (0-1)

C

Logan Porter, 48 (23-25)
Jakson Reetz, 23 (12-11)
Freddy Fermin, 12 (6-6)
José Briceño, 11 (6-5)

1

Samad Taylor, 52 (22-30)
Drew Waters, 12 (7-5)
Brewer Hicklen, 10 (7-3)
Dairon Blanco, 9 (7-2)
John Rave, 3 (1-2)
Clay Dungan, 3 (0-3)
Tucker Bradley, 2 (1-1)

2

Maikel Garcia, 24 (10-14)
Samad Taylor, 16 (11-5)
John Rave, 11 (8-3)
Nate Eaton, 11 (3-8)
Nick Pratto, 9 (7-2)
Nick Loftin, 9 (4-5)
Tucker Bradley, 3 (1-2)
Nicky Lopez, 3 (1-2)
Michael Massey, 2 (1-1)
Matt Beaty, 2 (0-2)
Clay Dungan, 1 (1-0)
CJ Alexander, 1 (0-1)
Adeiny Hechavarria, 1 (0-1)
Logan Porter, 1 (0-1)

3

Tyler Gentry, 57 (28-29)
Logan Porter, 9 (4-5)
Nick Loftin, 8 (5-3)
John Rave, 8 (2-6)
Nick Pratto, 4 (3-1)
Samad Taylor, 3 (1-2)
Matt Beaty, 2 (2-0)
Nate Eaton, 2 (1-1)
Michael Massey, 1 (0-1)

4

Logan Porter, 30 (14-16)
Nick Pratto, 14 (5-9)
CJ Alexander, 10 (6-4)
Tyler Gentry, 10 (5-5)
Nate Eaton, 9 (4-5)
Johan Camargo, 8 (6-2)
Nick Loftin, 4 (2-2)
Franmil Reyes, 4 (2-2)
John Rave, 2 (0-2)
Matt Beaty, 1 (1-0)
Freddy Fermin, 1 (1-0)
Brewer Hicklen, 1 (0-1)

5

Nick Loftin, 25 (9-16)
CJ Alexander, 12 (9-3)
Logan Porter, 12 (9-3)
Nate Eaton, 11 (5-6)
Tucker Bradley, 9 (2-7)
Brewer Hicklen, 5 (4-1)
Clay Dungan, 4 (3-1)
John Rave, 4 (2-2)
Johan Camargo, 4 (1-3)
Jakson Reetz, 2 (2-0)
Tyler Gentry, 2 (1-1)
Dairon Blanco, 1 (0-1)
Freddy Fermin, 1 (0-1)
Greyson Jenista, 1 (0-1)
Nick Pratto, 1 (0-1)

6

CJ Alexander, 17 (7-10)
Logan Porter, 16 (6-10)
Brewer Hicklen, 10 (6-4)
Tyler Gentry, 10 (2-8)
Jakson Reetz, 8 (3-5)
Nick Loftin, 5 (2-3)
Nate Eaton, 4 (3-1)
Adeiny Hechavarria, 4 (3-1)
Dairon Blanco, 4 (2-2)
Jermaine Palacios, 3 (3-0)
Tucker Bradley, 3 (2-1)
Clay Dungan, 3 (2-1)
Freddy Fermin, 2 (2-0)
Matt Beaty, 1 (1-0)
José Briceño, 1 (1-0)
Greyson Jenista, 1 (1-0)
John Rave, 1 (1-0)
Johan Camargo, 1 (0-1)

7

Dairon Blanco, 17 (9-8)
Brewer Hicklen, 14 (6-8)
Jakson Reetz, 11 (6-5)
Adeiny Hechavarria, 10 (5-5)
Freddy Fermin, 10 (3-7)
Jermaine Palacios, 6 (2-4)
Clay Dungan, 5 (4-1)
Tyler Gentry, 5 (4-1)
CJ Alexander, 5 (3-2)
Logan Porter, 4 (2-2)
Nate Eaton, 2 (1-1)
Tucker Bradley, 1 (1-0)
Angelo Castellano, 1 (1-0)
Johan Camargo, 1 (0-1)
Greyson Jenista, 1 (0-1)
Nick Loftin, 1 (0-1)

8

Clay Dungan, 19 (12-7)
Dairon Blanco, 15 (7-8)
Tucker Bradley, 12 (6-6)
José Briceño, 9 (5-4)
Brewer Hicklen, 9 (3-6)
Angelo Castellano, 8 (4-4)
Adeiny Hechavarria, 5 (2-3)
Jakson Reetz, 5 (2-3)
Jermaine Palacios, 4 (3-1)
CJ Alexander, 3 (0-3)
Paxton Wallace, 2 (1-1)
Johan Camargo, 1 (1-0)
John Rave, 1 (1-0)
Tyler Gentry, 1 (0-1)

9

Angelo Castellano, 55 (24-31)
Tucker Bradley, 23 (14-9)
Clay Dungan, 4 (2-2)
Adeiny Hechavarria, 4 (2-2)
Dairon Blanco, 2 (2-0)
Brewer Hicklen, 1 (1-0)
José Briceño, 1 (0-1)
Paxton Wallace, 1 (0-1)

PLAYER	GS	POSITION										BATTING ORDER								
		C	1B	2B	3B	SS	LF	CF	RF	OF	DH	1ST	2ND	3RD	4TH	5TH	6TH	7TH	8TH	9TH
Tyler Gentry	85					1			78	79	6			57	10	2	10	5	1	
Logan Porter	73	48	21								4		1	9	31	12	16	4		
Samad Taylor	71			48	2		9	11		20	1	52	16	3						
Angelo Castellano	64		9	7	5	43												1	8	55
Tucker Bradley	53						44			44	9	2	3			9	3	1	12	23
Nick Loftin	52			9	39						4		9	8	4	25	5	1		
Brewer Hicklen	50						12	4		16	34	10			1	5	10	14	9	1
Dairon Blanco	48						11	26	4	41	7	9				1	4	17	15	2
CJ Alexander	48		33						4	4	11		1		10	12	17	5	3	
Nate Eaton	42			8	9		4	15	5	24	1	3	11	2	9	11	4	2		
Clay Dungan	39			16	11	9					3	3	1			4	3	5	19	4
John Rave	30					9	18	3	30			3	11	8	2	4	1		1	
Jakson Reetz	26	23									3					2	8	11	5	
Maikel Garcia	24				10	14							24							
Adeiny Hechavarria	24					24						1				4	10	5	4	
Nick Pratto	18		15				3			3			4	13	1					
Jermaine Palacios	16		4		10	2										3	6	4	3	
Johan Camargo	15		2	3	7	1				2					8	4	1	1	1	
Freddy Fermin	14	12								2					1	1	2	10		
Drew Waters	12							12		12		12								
José Briceño	11	11											9				1		9	1
Kyle Isbel	9							8		8	1									
Matt Beaty	6		4								2	2	2	1			1			
Franmil Reyes	4					1				1	3				4					
Nicky Lopez	3			1	1	1						3								
Greyson Jenista	3		3													1	1	1		
Michael Massey	3			2							1	2	1							
Paxton Wallace	3		3																2	1

OF LINEUP COMBOS

94 Games

92 Unique Lineup Combinations Used

MOST USED LINEUP (2, 2x)

PLAYER	Pos.
1. Brewer Hicklen	DH
2. John Rave	CF
3. Logan Porter	C
4. Nate Eaton	2B
5. Tucker Bradley	LF
6. Tyler Gentry	RF
7. Adeiny Hechavarria	SS
8. Clay Dungan	3B
9. Angelo Castellano	1B

STORM CHASERS POSITION PRODUCTION

	AVG	AB	H	TB	2B	3B	HR	RBI	BB	SO	OBP	SLG	OPS	SAC	SF	HBP	GDP
C	.263	339	89	145	20	0	12	46	47	97	.359	.428	.787	0	3	6	9
1B	.251	359	90	168	18	3	18	57	36	95	.323	.468	.791	0	4	4	8
2B	.281	352	99	151	20	4	8	53	59	75	.385	.429	.814	1	7	5	10
3B	.282	351	99	159	21	0	13	64	48	71	.367	.453	.820	1	7	3	13
SS	.238	328	78	121	19	0	8	53	47	77	.332	.369	.701	0	3	1	4
LF	.277	329	91	155	26	4	10	56	50	83	.377	.471	.848	2	5	6	11
CF	.316	364	115	186	27	4	12	48	47	83	.407	.511	.918	2	2	10	14
RF	.236	356	84	141	22	1	11	55	54	96	.345	.396	.741	1	5	8	7
DH	.254	350	89	153	22	3	12	49	46	106	.349	.437	.786	2	2	6	7

STORM CHASERS BATTING ORDER PRODUCTION

	AVG	AB	H	TB	2B	3B	HR	RBI	BB	SO	OBP	SLG	OPS	SAC	SF	HBP	GDP
1st	.312	382	119	187	27	7	9	60	53	84	.398	.490	.888	1	8	7	11
2nd	.251	370	93	146	27	1	8	55	59	93	.355	.395	.750	1	5	3	11
3rd	.241	361	87	139	21	2	9	62	55	91	.350	.385	.735	1	7	9	10
4th	.251	371	93	161	18	1	16	53	39	98	.325	.434	.759	0	6	5	8
5th	.274	368	101	175	19	2	17	61	34	84	.340	.476	.816	1	3	4	11
6th	.277	346	96	173	27	1	16	46	42	91	.360	.500	.860	0	2	4	7
7th	.226	327	74	134	17	2	13	55	47	90	.336	.410	.746	2	2	8	9
8th	.278	299	83	123	17	1	7	34	66	88	.420	.411	.831	1	2	9	6
9th	.280	322	90	144	23	2	9	58	40	74	.356	.447	.803	2	3	0	10

OUTFIELD ASSIST LOG (23)

#	OUTFIELDER	Pos.	ARM (MPH)	GAME	INNING	BASE	PITCHER	BATTER	RUNNER OUT	PLAY
1.	Tucker Bradley	LF	85.7	4/4 vs. Toledo	▲ 6	3rd	Brooks Kriske	Akil Baddoo	Akil Baddoo	Baddoo 3-RBI double, out at 3rd (7-6-5)
2.	Tyler Gentry	RF	62.2	4/14 @ Iowa	▼ 5	Home	Andrés Núñez	Matt Mervis	Christopher Morel	Mervis double, Morel out at home (9-4-2)
3.	Dairon Blanco	CF		4/19 vs. Gwinnett	▲ 3	2nd	Jonathan Heasley	Hendrik Clementina	Hendrik Clementina	Clementina RBI single, out at 2nd (8-4)
4.	Samad Taylor	CF	71.8	4/26 @ Nashville	▼ 5	2nd	Max Castillo	Andruw Monasterio	Andruw Monasterio	Monasterio single, out at 2nd (8-5-3-5)
5.	Nate Eaton	CF	95.4	4/27 @ Nashville	▼ 1	Home	Austin Cox	Keston Hiura	Andruw Monasterio	Hiura single, Monasterio out at home (8-2)
6.	Dairon Blanco	LF	43.3	4/28 @ Nashville	▼ 8	2nd	Jackson Kowar	Keston Hiura	Keston Hiura	Hiura 2-RBI single, out at 2nd (7-2-4)
7.	Brewer Hicklen	LF	67.7	5/2 vs. Louisville	▲ 5	2nd	Max Castillo	Matt McLain	Matt McLain	McLain 2-RBI single, out at 2nd (7-5-4-3-5)
8.	Dairon Blanco	CF	88.9	5/5 vs. Louisville	▲ 4	Home	Mike Mayers	Nick Martini	Will Benson	Martini flies out to CF, Benson out at home (8-2)
9.	Franmil Reyes	RF	68.2	5/6 vs. Louisville	▲ 6	2nd	Collin Snider	Matt McLain	Matt McLain	McLain RBI double, out at 2nd (7-6-4-5)
10.	Tyler Gentry	RF	69.6	5/11 @ Scranton/WB	▼ 9	Home	Nick Wittgren	Billy McKinney	Michael Hermosillo	McKinney RBI single, Hermosillo out at home (9-5-2)
11.	Drew Waters	CF		5/20 vs. Toledo	▲ 6	3rd	Walter Pennington	Parker Meadows	Jermaine Palacios	Meadows sacrifice fly DP, Palacios out at 3rd (8-6)
12.	Tucker Bradley	LF		5/25 @ St. Paul	▼ 5	2nd	Jackson Kowar	Chris Williams	Chris Williams	Williams RBI single, out at 2nd (7-5-3-4-3)
13.	Dairon Blanco	RF	83.8	5/26 @ St. Paul	▼ 3	2nd	Drew Parrish	Andrew Stevenson	Tony Wolters	Stevenson flies into a double play, Wolters out at 2nd (9-6)
14.	Tyler Gentry	RF		5/27 @ St. Paul	▼ 1	3rd	Jonathan Heasley	Jose Miranda	Andrew Stevenson	Miranda flies into a double play, Stevenson out at 3rd (9-1-5)
15.	Tyler Gentry	RF	92.1	5/28 @ St. Paul	▼ 3	Home	Max Castillo	Jose Miranda	Alex De Goti	Miranda lines into a double play, De Goti out at 3rd (9-2)
16.	Brewer Hicklen	LF	94.6	5/28 @ St. Paul	▼ 7	Home	Jackson Kowar	Jose Miranda	Andrew Stevenson	Miranda RBI single, Stevenson scores, Reetz Error (7-2)
17.	Nate Eaton	RF	74.9	6/4 vs. Memphis	▲ 9	2nd	Jonah Dipoto	Juniel Querecuto	Juniel Querecuto	Querecuto RBI single, out at 2nd (9-6)
18.	Brewer Hicklen	CF	71.5	6/8 @ Indianapolis	▼ 5	2nd	Drew Parrish	Henry Davis	Henry Davis	Davis single, out at 2nd (8-4)
19.	John Rave	LF	89.4	6/20 @ Rochester	▼ 1	2nd	Alec Marsh	Nomar Mazara	Nomar Mazara	Mazara RBI single, out at 2nd (7-2-4)
20.	Nate Eaton	CF	99.9	7/2 vs. Iowa [G1]	▲ 2	2nd	Brad Keller	Edwin Rios	Edwin Rios	Rios single, out at 2nd (8-4)
21.	Nate Eaton	LF	96.4	7/15 vs. Indianapolis	▲ 8	2nd	Brooks Kriske	Alika Williams	Aaron Shackelford	Williams single, Shackelford out at 2nd (7-5)
22.	Nate Eaton	CF	98.7	7/16 vs. Indianapolis	▲ 5	3rd	Emilio Marquez	Canaan Smith-Njigba	Chris Owings	Smith-Njigba single, Owings out at 3rd (8-5)
23.	Nate Eaton	RF	96.7	7/26 @ Columbus	▼ 9	2nd	Will Klein	Jhonkensy Noel	Zack Collins	Noel flies into a force out, Collins out at 2nd (9-6)

BY PLAYER

	LF	1
NATE EATON (6)	CF	3
	RF	2
	LF	1
DAIRON BLANCO (4)	CF	2
	RF	1
TYLER GENTRY (4)	RF	4
	LF	2
BREWER HICKLEN (3)	CF	1
TUCKER BRADLEY (2)	LF	2
JOHN RAVE (1)	LF	1
FRANMIL REYES (1)	LF	1
SAMAD TAYLOR (1)	CF	1
DREW WATERS (1)	CF	1

DATE	OPPONENT	RESULT	SP	C	1B	2B	3B	SS	LF	CF	RF	DH
3/31	@ Indianapolis	W 8-6	Mike Mayers	Freddy Fermin	Nick Pratto	Samad Taylor	Nick Loftin	Maikel Garcia	Tucker Bradley	Dairon Blanco	Ilyer Gentry	CJ Alexander
4/1	@ Indianapolis	W 10-1	Austin Cox	Logan Porter	Nick Pratto	Angelo Castellano	Nick Loftin	Maikel Garcia	Tucker Bradley	Dairon Blanco	Ilyer Gentry	Jackson Reetz
4/2	@ Indianapolis	W 10-1	Jonathan Heasley	Freddy Fermin	Nick Pratto	Samad Taylor	Nick Loftin	Maikel Garcia	Tucker Bradley	Dairon Blanco	Ilyer Gentry	CJ Alexander
4/4	TOLEDO	L 9-2	Max Castillo	Freddy Fermin	Nick Pratto	Samad Taylor	Nick Loftin	Maikel Garcia	Tucker Bradley	Dairon Blanco	Ilyer Gentry	CJ Alexander
4/5	TOLEDO	L 7-6	Mike Mayers	Jackson Reetz	Logan Porter	Angelo Castellano	Nick Loftin	Maikel Garcia	Dairon Blanco	Samad Taylor	Ilyer Gentry	Freddy Fermin
4/6	TOLEDO	L 8-5	Jackson Kowar	Freddy Fermin	CJ Alexander	Samad Taylor	Nick Loftin	Maikel Garcia	Tucker Bradley	Dairon Blanco	Ilyer Gentry	Logan Porter
4/7	TOLEDO	W 9-4	Jonathan Heasley	Freddy Fermin	Logan Porter	Samad Taylor	Angelo Castellano	Maikel Garcia	Tucker Bradley	Dairon Blanco	Ilyer Gentry	CJ Alexander
4/8	TOLEDO	W 13-8	Drew Parrish	Freddy Fermin	Nick Pratto	Samad Taylor	Nick Loftin	Maikel Garcia	Tucker Bradley	Dairon Blanco	Ilyer Gentry	CJ Alexander
4/9	TOLEDO	L 8-2	Max Castillo	Logan Porter	Nick Pratto	Samad Taylor	Angelo Castellano	Maikel Garcia	Ilyer Gentry	Dairon Blanco	CJ Alexander	Jackson Reetz
4/11	@ Iowa	L 9-6	Mike Mayers	Freddy Fermin	Nick Pratto	Samad Taylor	Nick Loftin	Maikel Garcia	Tucker Bradley	Dairon Blanco	Ilyer Gentry	Logan Porter
4/12	@ Iowa	W 10-6	Austin Cox	Logan Porter	Nick Pratto	Samad Taylor	Nick Loftin	Maikel Garcia	Tucker Bradley	Dairon Blanco	Ilyer Gentry	CJ Alexander
4/13	@ Iowa	W 10-1	Jonathan Heasley	Freddy Fermin	Nick Pratto	Samad Taylor	Nick Loftin	Maikel Garcia	Tucker Bradley	Dairon Blanco	Ilyer Gentry	CJ Alexander
4/14	@ IOWA	W 11-8	Drew Parrish	Freddy Fermin	CJ Alexander	Angelo Castellano	Nick Loftin	Maikel Garcia	Dairon Blanco	Samad Taylor	Ilyer Gentry	Logan Porter
4/18	WINNETT	L 4-1	Mike Mayers	Freddy Fermin	Logan Porter	Nick Loftin	Maikel Garcia	Angelo Castellano	Nick Pratto	Samad Taylor	CJ Alexander	Ilyer Gentry
4/19	WINNETT	L 6-2	Jonathan Heasley	Logan Porter	Nick Pratto	Samad Taylor	Nick Loftin	Angelo Castellano	Tucker Bradley	Dairon Blanco	Ilyer Gentry	Jackson Reetz
4/20	WINNETT	L 9-3	Max Castillo	Freddy Fermin	Nick Pratto	Nick Loftin	Maikel Garcia	Angelo Castellano	Dairon Blanco	Samad Taylor	Ilyer Gentry	Logan Porter
4/21	WINNETT	L 10-4	Austin Cox	Jackson Reetz	Logan Porter	Nick Pratto	Maikel Garcia	Angelo Castellano	Tucker Bradley	Dairon Blanco	Ilyer Gentry	Nick Loftin
4/22	WINNETT	L 5-2	Drew Parrish	Logan Porter	CJ Alexander	Samad Taylor	Maikel Garcia	Angelo Castellano	Nick Pratto	Dairon Blanco	Ilyer Gentry	Nick Loftin
4/23	WINNETT	W 5-3	Mike Mayers	Jackson Reetz	Nick Pratto	Nick Loftin	Maikel Garcia	Angelo Castellano	Tucker Bradley	Dairon Blanco	Ilyer Gentry	CJ Alexander
4/25	@ Nashville	L 8-3	Jonathan Heasley	Logan Porter	Nick Pratto	Nick Loftin	Maikel Garcia	Angelo Castellano	Tucker Bradley	Samad Taylor	Ilyer Gentry	Dairon Blanco
4/26	@ Nashville	W 6-1	Max Castillo	Logan Porter	Nick Pratto	Nick Loftin	Maikel Garcia	Angelo Castellano	Brewer Hicklen	Samad Taylor	Ilyer Gentry	Nick Loftin
4/27	@ Nashville	W 2-1	Austin Cox	Jackson Reetz	CJ Alexander	Samad Taylor	Nick Loftin	Maikel Garcia	Nick Pratto	Nate Eaton	Dairon Blanco	Ilyer Gentry
4/28	@ Nashville	L 4-3	Drew Parrish	Logan Porter	CJ Alexander	Samad Taylor	Maikel Garcia	Angelo Castellano	Dairon Blanco	Nate Eaton	Ilyer Gentry	Brewer Hicklen
4/29	@ Nashville	L 6-5 (10)	Mike Mayers	Jackson Reetz	CJ Alexander	Nick Loftin	Maikel Garcia	Angelo Castellano	Tucker Bradley	Samad Taylor	Nate Eaton	Freddy Fermin
4/30	@ Nashville	W 10-8	Jonathan Heasley	Freddy Fermin	Logan Porter	Samad Taylor	Nick Loftin	Maikel Garcia	Tucker Bradley	Nate Eaton	Ilyer Gentry	Freddy Fermin
5/1	LOUISVILLE	L 7-4	Max Castillo	Jackson Reetz	Logan Porter	Samad Taylor	Nick Loftin	Angelo Castellano	Brewer Hicklen	Dairon Blanco	Ilyer Gentry	Nick Loftin
5/3	LOUISVILLE	L 12-10	Marcelo Martinez	Logan Porter	CJ Alexander	Samad Taylor	Nick Loftin	Angelo Castellano	Tucker Bradley	Nate Eaton	Ilyer Gentry	Brewer Hicklen
5/4	LOUISVILLE	L 7-2	Drew Parrish	Logan Porter	CJ Alexander	Samad Taylor	Nick Loftin	Angelo Castellano	Tucker Bradley	Brewer Hicklen	Ilyer Gentry	Frannil Reyes
5/5	LOUISVILLE	W 6-2	Mike Mayers	Jackson Reetz	Logan Porter	Samad Taylor	Nick Loftin	Angelo Castellano	Brewer Hicklen	Dairon Blanco	Ilyer Gentry	Frannil Reyes
5/6	LOUISVILLE	W 11-9	Daniel Mengden	Logan Porter	CJ Alexander	Samad Taylor	Nick Loftin	Angelo Castellano	Frannil Reyes	Dairon Blanco	Ilyer Gentry	Tucker Bradley
5/7	LOUISVILLE	L 6-3	Daniel Lynch	Jackson Reetz	Logan Porter	Samad Taylor	Nick Loftin	Angelo Castellano	Brewer Hicklen	Dairon Blanco	Ilyer Gentry	Frannil Reyes
5/9	@ Scranton/WB	L 14-2	Drew Parrish	Logan Porter	CJ Alexander	Samad Taylor	Nick Loftin	Angelo Castellano	Tucker Bradley	Drew Waters	Ilyer Gentry	Brewer Hicklen
5/10	@ Scranton/WB	L 4-3	Mike Mayers	Jackson Reetz	Logan Porter	Clay Dungan	Nick Loftin	Angelo Castellano	Brewer Hicklen	Dairon Blanco	Ilyer Gentry	Samad Taylor
5/11	@ Scranton/WB	W 6-3 (11)	Jonathan Heasley	Logan Porter	CJ Alexander	Samad Taylor	Nick Loftin	Angelo Castellano	Tucker Bradley	Drew Waters	Dairon Blanco	Brewer Hicklen
5/12	@ Scranton/WB	L 4-3	Daniel Lynch	Jackson Reetz	CJ Alexander	Samad Taylor	Clay Dungan	Angelo Castellano	Tucker Bradley	Drew Waters	Ilyer Gentry	Brewer Hicklen
5/13	@ Scranton/WB	L 8-6	Austin Cox	Logan Porter	CJ Alexander	Samad Taylor	Nick Loftin	Angelo Castellano	Brewer Hicklen	Drew Waters	Ilyer Gentry	Dairon Blanco
5/14	@ Scranton/WB	L 9-2	Drew Parrish	Jackson Reetz	CJ Alexander	Samad Taylor	Nick Loftin	Angelo Castellano	Tucker Bradley	Dairon Blanco	Ilyer Gentry	Brewer Hicklen
5/16	TOLEDO	W 6-3	Jonathan Heasley	Logan Porter	CJ Alexander	Nicky Lopez	Nick Loftin	Angelo Castellano	Samad Taylor	Drew Waters	Ilyer Gentry	Johan Camargo
5/17	TOLEDO	W 10-8	Daniel Lynch	Jackson Reetz	Logan Porter	Clay Dungan	Nick Loftin	Angelo Castellano	Samad Taylor	Drew Waters	Ilyer Gentry	Dairon Blanco
5/18	TOLEDO	L 6-0	Austin Cox	Jackson Reetz	CJ Alexander	Samad Taylor	Nicky Lopez	Angelo Castellano	Tucker Bradley	Drew Waters	Ilyer Gentry	Brewer Hicklen
5/19	TOLEDO	W 9-1	Daniel Mengden	Logan Porter	CJ Alexander	Clay Dungan	Nick Loftin	Angelo Castellano	Samad Taylor	Drew Waters	Ilyer Gentry	Dairon Blanco
5/20	TOLEDO	L 4-1	Drew Parrish	Jackson Reetz	CJ Alexander	Clay Dungan	Nicky Lopez	Angelo Castellano	Samad Taylor	Drew Waters	Ilyer Gentry	Nick Loftin
5/21	TOLEDO	W 8-4	Jonathan Heasley	Jackson Reetz	Logan Porter	Samad Taylor	Nick Loftin	Angelo Castellano	Tucker Bradley	Drew Waters	Ilyer Gentry	Brewer Hicklen
5/22	@ St. Paul	W 11-1 (7)	Daniel Lynch	Gregson Jenista	Logan Porter	Clay Dungan	Nick Loftin	Angelo Castellano	Samad Taylor	Dairon Blanco	Ilyer Gentry	Dairon Blanco
5/24	@ St. Paul	L 6-5	Anthony Veneziano	Jackson Reetz	Logan Porter	Nick Loftin	sa	Angelo Castellano	Dairon Blanco	Drew Waters	Ilyer Gentry	Brewer Hicklen
5/25	@ St. Paul	L 8-6	Austin Cox	Logan Porter	Gregson Jenista	Nick Loftin	Samad Taylor	Angelo Castellano	Tucker Bradley	Dairon Blanco	Ilyer Gentry	Brewer Hicklen
5/26	@ St. Paul	W 6-4	Drew Parrish	Jackson Reetz	Logan Porter	Clay Dungan	Nick Loftin	Angelo Castellano	Samad Taylor	Nate Eaton	Dairon Blanco	Brewer Hicklen
5/27	@ St. Paul	L 14-1	Jonathan Heasley	Logan Porter	Gregson Jenista	Samad Taylor	Johan Camargo	Angelo Castellano	Dairon Blanco	Nate Eaton	Ilyer Gentry	Lucy Bradley
5/28	@ St. Paul	W 5-4	Max Castillo	Jackson Reetz	CJ Alexander	Samad Taylor	Nick Loftin	Angelo Castellano	Samad Taylor	Johan Camargo	Ilyer Gentry	Nate Eaton
5/30	MEMPHIS	W 7-6	Anthony Veneziano	Logan Porter	CJ Alexander	Samad Taylor	Nick Loftin	Johan Camargo	Dairon Blanco	Nate Eaton	Ilyer Gentry	Brewer Hicklen
5/31	MEMPHIS	L 9-4	Austin Cox	Logan Porter	Johan Camargo	Samad Taylor	Nate Eaton	Clay Dungan	Tucker Bradley	Dairon Blanco	Ilyer Gentry	CJ Alexander
6/1	MEMPHIS	L 12-6	Jonathan Heasley	Jackson Reetz	CJ Alexander	Nate Eaton	Johan Camargo	Angelo Castellano	Samad Taylor	Brewer Hicklen	Ilyer Gentry	Dairon Blanco
6/2	MEMPHIS	W 12-9 (10)	Drew Parrish	Jackson Reetz	CJ Alexander	Logan Porter	Angelo Castellano	Samad Taylor	Clay Dungan	Dairon Blanco	Ilyer Gentry	Logan Porter
6/3	MEMPHIS	L 4-2	Max Castillo	Jackson Reetz	Logan Porter	Nate Eaton	Nate Eaton	Angelo Castellano	Brewer Hicklen	Dairon Blanco	Ilyer Gentry	Johan Camargo
6/4	MEMPHIS	L 6-5	Anthony Veneziano	Logan Porter	CJ Alexander	Samad Taylor	Johan Camargo	Clay Dungan	Tucker Bradley	Dairon Blanco	Nate Eaton	Ilyer Gentry
6/6	@ Indianapolis	W 4-2	Daniel Mengden	Logan Porter	Logan Porter	Johan Camargo	Nate Eaton	Angelo Castellano	Samad Taylor	Dairon Blanco	Ilyer Gentry	Brewer Hicklen
6/7	@ Indianapolis	W 9-7	Jonathan Heasley	Logan Porter	CJ Alexander	Johan Camargo	Clay Dungan	Angelo Castellano	Samad Taylor	Dairon Blanco	Ilyer Gentry	Lucy Bradley
6/9	@ Indianapolis	W 15-7	Drew Parrish	Logan Porter	CJ Alexander	Samad Taylor	Clay Dungan	Angelo Castellano	Tucker Bradley	Dairon Blanco	Ilyer Gentry	Dairon Blanco
6/9	@ Indianapolis	W 15-7	Max Castillo	Logan Porter	Logan Porter	Samad Taylor	Johan Camargo	Angelo Castellano	Brewer Hicklen	Dairon Blanco	Ilyer Gentry	CJ Alexander
6/10	@ Indianapolis	W 9-5	Jonathan Heasley	Jackson Reetz	CJ Alexander	Samad Taylor	Johan Camargo	Clay Dungan	Tucker Bradley	Dairon Blanco	Ilyer Gentry	Brewer Hicklen
6/13	COLUMBUS	W 6-5	Jonathan Heasley	Jackson Reetz	Logan Porter	Samad Taylor	Johan Camargo	Angelo Castellano	John Rave	Kyle Isbel	Ilyer Gentry	Brewer Hicklen
6/14	COLUMBUS	W 6-1	Alec Marsh	Logan Porter	Johan Camargo	Samad Taylor	Clay Dungan	Jermaine Palacios	Tucker Bradley	John Rave	Ilyer Gentry	Matt Beatty
6/15	COLUMBUS	W 6-2	Max Castillo	Logan Porter	Samad Taylor	Angelo Castellano	Jermaine Palacios	Jermaine Palacios	John Rave	Kyle Isbel	Ilyer Gentry	Brewer Hicklen
6/16	COLUMBUS	W 4-1	Anthony Veneziano	Jose Briceño	Logan Porter	Clay Dungan	Angelo Castellano	Adeiny Hechavarria	John Rave	Kyle Isbel	Ilyer Gentry	Brewer Hicklen
6/17	COLUMBUS	W 13-4	Drew Parrish	Logan Porter	Matt Beatty	Clay Dungan	Angelo Castellano	Adeiny Hechavarria	Tucker Bradley	John Rave	Nate Eaton	Brewer Hicklen
6/18	COLUMBUS	W 6-4	James McArthur	Logan Porter	Logan Porter	Nate Eaton	Jermaine Palacios	Angelo Castellano	John Rave	Kyle Isbel	Ilyer Gentry	Brewer Hicklen
6/19	@ Rochester	W 5-4	Alec Marsh	Logan Porter	Angelo Castellano	Nate Eaton	Clay Dungan	Adeiny Hechavarria	John Rave	Kyle Isbel	Ilyer Gentry	Brewer Hicklen
6/20	@ Rochester	W 7-3	Max Castillo	Jose Briceño	Logan Porter	Clay Dungan	Jermaine Palacios	Adeiny Hechavarria	Tucker Bradley	Nate Eaton	Ilyer Gentry	Brewer Hicklen
6/22	@ Rochester	W 8-4	Jonathan Bowlan	Logan Porter	Angelo Castellano	Clay Dungan	Jermaine Palacios	Adeiny Hechavarria	Tucker Bradley	Kyle Isbel	Nate Eaton	Brewer Hicklen
6/23	@ Rochester	W 4-2	Jonathan Veneziano	Logan Porter	Angelo Castellano	Clay Dungan	Jermaine Palacios	Adeiny Hechavarria	Tucker Bradley	Kyle Isbel	Ilyer Gentry	Brewer Hicklen
6/24	@ Rochester	L 3-2	Ryan Farbhough	Jose Briceño	Logan Porter	Angelo Castellano	Jermaine Palacios	Adeiny Hechavarria	John Rave	Kyle Isbel	Ilyer Gentry	Brewer Hicklen
6/25	@ Rochester	W 7-3	Alec Marsh	Logan Porter	Paxton Wallace	Clay Dungan	Jermaine Palacios	Adeiny Hechavarria	Tucker Bradley	John Rave	Ilyer Gentry	Kyle Isbel
6/28	IOWA	L 9-2	Angel Zepa	Logan Porter	Angelo Castellano	Nate Eaton	Clay Dungan	Adeiny Hechavarria	Tucker Bradley	John Rave	Ilyer Gentry	Brewer Hicklen
6/29	IOWA	W 8-3	Ryan Farbhough	Logan Porter	Angelo Castellano	Nate Eaton	Clay Dungan	Adeiny Hechavarria	Tucker Bradley	John Rave	Ilyer Gentry	Brewer Hicklen
6/30	IOWA	L 6-5	Max Castillo	Jose Briceño	Jermaine Palacios	Michael Massey	Nate Eaton	Angelo Castellano	Tucker Bradley	John Rave	Ilyer Gentry	Brewer Hicklen
7/1 (62)	IOWA	W 11-1 (7)	Brad Keller	Logan Porter	Angelo Castellano	Michael Massey	Nate Eaton	Angelo Castellano	Tucker Bradley	Nate Eaton	Ilyer Gentry	Brewer Hicklen
7/3	IOWA	L 6-2 (7)	Cole Ragans	Logan Porter	Paxton Wallace	Clay Dungan	Jermaine Palacios	Angelo Castellano	John Rave	Nate Eaton	Ilyer Gentry	Tucker Bradley
7/3	IOWA	L 7-6	Angel Zepa	Logan Porter	Jermaine Palacios	Nate Eaton	Clay Dungan	Adeiny Hechavarria	Tucker Bradley	John Rave	Ilyer Gentry	Michael Massey
7/4	@ Winnett	L 3-1	Ryan Farbhough	Jose Briceño	Angelo Castellano	Clay Dungan	Jermaine Palacios	Adeiny Hechavarria	Tucker Bradley	John Rave	Ilyer Gentry	Brewer Hicklen
7/5	@ Winnett	L 8-7 (10)	Brad Keller	Logan Porter	Angelo Castellano	Samad Taylor	Nate Eaton	Adeiny Hechavarria	Tucker Bradley	John Rave	Ilyer Gentry	Brewer Hicklen
7/7	@ Winnett	L 9-6	James McArthur	Logan Porter	Angelo Castellano	Samad Taylor	Nate Eaton	Adeiny Hechavarria	Tucker Bradley	John Rave	Ilyer Gentry	Brewer Hicklen
7/7	@ Winnett	W 7-1	Cole Ragans	Logan Porter	Paxton Wallace	Samad Taylor	Jermaine Palacios	Adeiny Hechavarria	Nate Eaton	John Rave	Ilyer Gentry	Brewer Hicklen
7/9	@ Winnett	L 8-1	Angel Zepa	Jose Briceño	Logan Porter	Angelo Castellano	Nate Eaton	Adeiny Hechavarria	Tucker Bradley	John Rave	Ilyer Gentry	Clay Dungan
7/14	INDIANAPOLIS	L 13-5	Angel Zepa	Logan Porter	Jermaine Palacios	Clay Dungan	Nate Eaton	Angelo Castellano	Tucker Bradley	John Rave	Ilyer Gentry	Brewer Hicklen
7/15	INDIANAPOLIS	W 8-3	Austin Cox	Logan Porter	CJ Alexander	Angelo Castellano	Nick Loftin	Adeiny Hechavarria	Tucker Bradley	John Rave	Ilyer Gentry	Brewer Hicklen
7/16	INDIANAPOLIS	W 11-4	Evan Sisk	Jose Briceño	CJ Alexander	Angelo Castellano	Nick Loftin	Adeiny Hechavarria	Tucker Bradley	Nate Eaton	Ilyer Gentry	Ilyer Gentry
7/18	ST. PAUL	W 1-0	Anthony Veneziano	Logan Porter	CJ Alexander	Nate Eaton	Nick Loftin	Angelo Castellano	Tucker Bradley	John Rave	Ilyer Gentry	Clay Dungan
7/19	ST. PAUL	L 9-4	Jonathan Bowlan	Logan Porter	CJ Alexander	Samad Taylor	Nick Loftin	Adeiny Hechavarria	Brewer Hicklen	Nate Eaton	Ilyer Gentry	Matt Beatty
7/20	ST. PAUL	L 6-5	Angel Zepa	Logan Porter	Matt Beatty	Samad Taylor	Jermaine Palacios	Adeiny Hechavarria	Brewer Hicklen	Nate Eaton	Ilyer Gentry	Nick Loftin
7/21	ST. PAUL	L 9-6	Cole Ragans	Logan Porter	CJ Alexander	Samad Taylor	Clay Dungan	Adeiny Hechavarria	Nate Eaton	John Rave	Ilyer Gentry	Tucker Bradley
7/22	ST. PAUL	W 8-5	Max Castillo	Jose Briceño	Matt Beatty	Samad Taylor	Nick Loftin	Angelo Castellano	John Rave	Nate Eaton	Ilyer Gentry	Brewer Hicklen
7/23	ST. PAUL	W 3-1	Anthony Veneziano	Logan Porter	CJ Alexander	Samad Taylor	Nick Loftin	Adeiny Hechavarria	Tucker Bradley	John Rave	Ilyer Gentry	Clay Dungan
7/25	@ Columbus	L 10-2	Jonathan Bowlan	Logan Porter	CJ Alexander	Samad Taylor	Clay Dungan	Adeiny Hechavarria	John Rave	Nate Eaton	Ilyer Gentry	Tucker Bradley
7/26	@ Columbus	W 5-2	Angel Zepa	Jose Briceño	Jermaine Palacios	Samad Taylor	Clay Dungan	Angelo Castellano	Brewer Hicklen	John Rave	Nate Eaton	CJ Alexander
7/27	@ Columbus											
7/28	@ Columbus											
7/29	@ Columbus											
7/30	@ Columbus											
8/1	@ Louisville											
8/2	@ Louisville											
8/3	@ Louisville											
8/4	@ Louisville											
8/5	@ Louisville											
8/8	IOWA											
8/9	IOWA											
8/10	IOWA											
8/11	IOWA											
8/12	IOWA											
8/13	IOWA											
8/15	@ Toledo											
8/16	@ Toledo											
8/17	@ Toledo											
8/18	@ Toledo											
8/19	@ Toledo											
8/20	@ Toledo											
8/22	ST. PAUL											
8/23	ST. PAUL											
8/24	ST. PAUL											
8/25	ST. PAUL											
8/26	ST. PAUL											
8/27	ST. PAUL											
8/29	LOUISVILLE						</					

DATE	OPPONENT	RESULT	1	2	3	4	5	6	7	8	9
3/31	@ Indianapolis	W 8-6	Samad Taylor	Maikel Garcia	Nick Pratto	Tyler Gentry	CJ Alexander	Nick Loftin	Freddy Fermin	Dairon Blanco	Tucker Bradley
4/1	@ Indianapolis	W 12-1	Samad Taylor	Maikel Garcia	Nick Pratto	Tyler Gentry	Nick Loftin	Logan Porter	Jackson Reetz	Dairon Blanco	Angelo Castellano
4/2	@ Indianapolis	W 8-3	Samad Taylor	Maikel Garcia	Nick Pratto	Tyler Gentry	Nick Loftin	CJ Alexander	Freddy Fermin	Dairon Blanco	Tucker Bradley
4/5	TOLEDO	L 9-2	Samad Taylor	Maikel Garcia	Nick Pratto	Tyler Gentry	Nick Loftin	CJ Alexander	Freddy Fermin	Dairon Blanco	Angelo Castellano
4/5	TOLEDO	L 8-5	Samad Taylor	Maikel Garcia	Tyler Gentry	Logan Porter	Nick Loftin	CJ Alexander	Freddy Fermin	Dairon Blanco	Tucker Bradley
4/6	TOLEDO	W 9-4	Samad Taylor	Maikel Garcia	Tyler Gentry	Logan Porter	Nick Loftin	CJ Alexander	Freddy Fermin	Dairon Blanco	Angelo Castellano
4/7	TOLEDO	W 13-8	Samad Taylor	Maikel Garcia	Tyler Gentry	Nick Pratto	CJ Alexander	Freddy Fermin	Dairon Blanco	Tucker Bradley	Angelo Castellano
4/9	TOLEDO	L 8-2	Samad Taylor	Maikel Garcia	Tyler Gentry	Nick Pratto	Nick Loftin	Logan Porter	Jackson Reetz	Dairon Blanco	Angelo Castellano
5/11	@ Iowa	W 9-6	Samad Taylor	Maikel Garcia	Tyler Gentry	Nick Pratto	Nick Loftin	CJ Alexander	Freddy Fermin	Dairon Blanco	Tucker Bradley
4/12	@ Iowa	W 10-6	Samad Taylor	Maikel Garcia	Tyler Gentry	Nick Pratto	Nick Loftin	CJ Alexander	Freddy Fermin	Dairon Blanco	Tucker Bradley
4/13	@ Iowa	L 14-1	Samad Taylor	Maikel Garcia	Tyler Gentry	Nick Pratto	Nick Loftin	CJ Alexander	Freddy Fermin	Angelo Castellano	Tucker Bradley
4/14	@ Iowa	W 11-8	Samad Taylor	Maikel Garcia	Tyler Gentry	Logan Porter	Nick Loftin	CJ Alexander	Freddy Fermin	Dairon Blanco	Angelo Castellano
4/18	WINNETT	L 4-1	Samad Taylor	Maikel Garcia	Tyler Gentry	Nick Pratto	Nick Loftin	Logan Porter	Freddy Fermin	CJ Alexander	Angelo Castellano
4/19	WINNETT	L 6-5 (10)	Samad Taylor	Maikel Garcia	Tyler Gentry	Nick Pratto	Nick Loftin	Logan Porter	Jackson Reetz	Dairon Blanco	Tucker Bradley
4/20	WINNETT	L 9-3	Samad Taylor	Maikel Garcia	Tyler Gentry	Nick Pratto	Nick Loftin	Logan Porter	Freddy Fermin	Dairon Blanco	Angelo Castellano
4/21	WINNETT	L 7-3	Samad Taylor	Maikel Garcia	Tyler Gentry	Nick Pratto	Nick Loftin	CJ Alexander	Jackson Reetz	Dairon Blanco	Angelo Castellano
4/22	WINNETT	L 5-2	Samad Taylor	Maikel Garcia	Tyler Gentry	Nick Pratto	Nick Loftin	Logan Porter	Jackson Reetz	Dairon Blanco	Angelo Castellano
4/23	WINNETT	W 5-3	Dairon Blanco	Maikel Garcia	Tyler Gentry	Nick Pratto	Nick Loftin	CJ Alexander	Jackson Reetz	Dairon Blanco	Angelo Castellano
4/25	@ Nashville	L 8-3	Samad Taylor	Maikel Garcia	Tyler Gentry	Nick Pratto	Nick Loftin	Logan Porter	Tucker Bradley	Dairon Blanco	Angelo Castellano
4/26	@ Nashville	L 5-0	Samad Taylor	Maikel Garcia	Tyler Gentry	Nick Pratto	Nick Loftin	Logan Porter	CJ Alexander	Brewer Hicklen	Angelo Castellano
4/27	@ Nashville	W 2-1	Samad Taylor	Maikel Garcia	Tyler Gentry	Nick Pratto	Nick Loftin	Nate Eaton	CJ Alexander	Jackson Reetz	Dairon Blanco
4/28	@ Nashville	L 4-3	Samad Taylor	Maikel Garcia	Tyler Gentry	Logan Porter	Nate Eaton	Brewer Hicklen	Dairon Blanco	CJ Alexander	Angelo Castellano
5/28	@ Nashville	L 4-3 (10)	Samad Taylor	Maikel Garcia	Nate Eaton	Nick Loftin	Freddy Fermin	CJ Alexander	Jackson Reetz	Tucker Bradley	Angelo Castellano
4/30	@ Nashville	W 10-6	Samad Taylor	Maikel Garcia	Tyler Gentry	Nick Loftin	Freddy Fermin	Logan Porter	Nate Eaton	Brewer Hicklen	Dairon Blanco
5/2	LOUISVILLE	L 10-4	Samad Taylor	Nate Eaton	Tyler Gentry	Logan Porter	Nick Loftin	Jackson Reetz	Brewer Hicklen	Dairon Blanco	Angelo Castellano
5/3	LOUISVILLE	L 7-4	Samad Taylor	Nate Eaton	Tyler Gentry	Logan Porter	Nick Loftin	CJ Alexander	Brewer Hicklen	Tucker Bradley	Angelo Castellano
5/4	LOUISVILLE	L 12-10	Samad Taylor	CJ Alexander	Tyler Gentry	Logan Porter	Nick Loftin	Logan Porter	Brewer Hicklen	Tucker Bradley	Angelo Castellano
5/5	LOUISVILLE	W 11-9	Samad Taylor	Nick Loftin	Tyler Gentry	Logan Porter	Logan Porter	Brewer Hicklen	Jackson Reetz	Dairon Blanco	Clay Dungan
5/6	LOUISVILLE	W 11-9	Samad Taylor	Nick Loftin	Tyler Gentry	Logan Porter	Logan Porter	CJ Alexander	Dairon Blanco	Tucker Bradley	Angelo Castellano
5/7	LOUISVILLE	L 4-3	Samad Taylor	Nick Loftin	Tyler Gentry	Logan Porter	Logan Porter	Jackson Reetz	Dairon Blanco	Brewer Hicklen	Angelo Castellano
5/8	@ Scranton/WB	L 14-2	Drew Waters	Samad Taylor	Tyler Gentry	Nick Loftin	Nick Loftin	CJ Alexander	Brewer Hicklen	Tucker Bradley	Clay Dungan
5/10	@ Scranton/WB	L 4-3	Samad Taylor	Nick Loftin	Tyler Gentry	Logan Porter	Brewer Hicklen	Jackson Reetz	Dairon Blanco	Clay Dungan	Angelo Castellano
5/11	@ Scranton/WB	W 4-3 (11)	Drew Waters	Samad Taylor	Nick Loftin	Logan Porter	CJ Alexander	Brewer Hicklen	Dairon Blanco	Tucker Bradley	Angelo Castellano
5/12	@ Scranton/WB	W 3-2	Drew Waters	Samad Taylor	Tyler Gentry	Logan Porter	CJ Alexander	Jackson Reetz	Tucker Bradley	Dairon Blanco	Angelo Castellano
5/13	@ Scranton/WB	L 8-6	Drew Waters	Samad Taylor	Tyler Gentry	Logan Porter	Nick Loftin	CJ Alexander	Brewer Hicklen	Dairon Blanco	Angelo Castellano
5/14	@ Scranton/WB	W 6-3	Samad Taylor	Nick Loftin	Tyler Gentry	Logan Porter	Jackson Reetz	Brewer Hicklen	Tucker Bradley	Dairon Blanco	Clay Dungan
5/16	TOLEDO	W 16-8	Drew Waters	Samad Taylor	Tyler Gentry	Logan Porter	Nick Loftin	Jackson Reetz	Dairon Blanco	Clay Dungan	Angelo Castellano
5/17	TOLEDO	W 9-0	Drew Waters	Nicky Lopez	Samad Taylor	Tyler Gentry	CJ Alexander	Nick Loftin	Logan Porter	Brewer Hicklen	Tucker Bradley
5/19	TOLEDO	W 9-1	Drew Waters	Samad Taylor	Tyler Gentry	CJ Alexander	Nick Loftin	Logan Porter	Dairon Blanco	Clay Dungan	Angelo Castellano
5/20	TOLEDO	L 4-1	Drew Waters	Samad Taylor	Tyler Gentry	Nicky Lopez	Tyler Gentry	Jackson Reetz	Dairon Blanco	Tucker Bradley	Angelo Castellano
5/21	TOLEDO	W 8-4	Drew Waters	Samad Taylor	Nick Loftin	Logan Porter	Brewer Hicklen	Jackson Reetz	Dairon Blanco	Tucker Bradley	Angelo Castellano
5/23	@ St. Paul	W 6-1	Drew Waters	Samad Taylor	Nick Loftin	Tyler Gentry	Logan Porter	Greyson Jenista	Dairon Blanco	Clay Dungan	Angelo Castellano
5/24	@ St. Paul	L 6-5	Drew Waters	Samad Taylor	Tyler Gentry	Logan Porter	Logan Porter	Brewer Hicklen	Dairon Blanco	Jackson Reetz	Angelo Castellano
5/25	@ St. Paul	L 8-6	Samad Taylor	Nick Loftin	Tyler Gentry	Logan Porter	Greyson Jenista	Dairon Blanco	Brewer Hicklen	Angelo Castellano	Tucker Bradley
5/26	@ St. Paul	W 4-4	Samad Taylor	Nick Loftin	Tyler Gentry	Logan Porter	Brewer Hicklen	Dairon Blanco	Jackson Reetz	Angelo Castellano	Tucker Bradley
5/27	@ St. Paul	L 14-1	Samad Taylor	Nate Eaton	Tyler Gentry	Logan Porter	Dairon Blanco	Johan Camargo	Greyson Jenista	Angelo Castellano	Tucker Bradley
5/28	@ St. Paul	L 10-6	Samad Taylor	Nate Eaton	Tyler Gentry	Nick Loftin	CJ Alexander	Brewer Hicklen	Johan Camargo	Jackson Reetz	Clay Dungan
5/30	MEMPHIS	W 9-6	Samad Taylor	Nate Eaton	Tyler Gentry	Nick Loftin	Logan Porter	Dairon Blanco	CJ Alexander	Johan Camargo	Brewer Hicklen
6/1	MEMPHIS	W 9-4	Samad Taylor	Nate Eaton	Tyler Gentry	CJ Alexander	Johan Camargo	Dairon Blanco	Dairon Blanco	Jackson Reetz	Tucker Bradley
6/2	MEMPHIS	L 12-6	Samad Taylor	Nate Eaton	Tyler Gentry	CJ Alexander	Johan Camargo	Dairon Blanco	Jackson Reetz	Brewer Hicklen	Angelo Castellano
6/3	MEMPHIS	W 10-9 (10)	Dairon Blanco	Nate Eaton	Tyler Gentry	CJ Alexander	Johan Camargo	Logan Porter	Brewer Hicklen	Clay Dungan	Tucker Bradley
6/6	MEMPHIS	L 4-2	Dairon Blanco	Samad Taylor	Tyler Gentry	Johan Camargo	Nate Eaton	Logan Porter	Jackson Reetz	Brewer Hicklen	Angelo Castellano
6/4	MEMPHIS	L 6-5	Dairon Blanco	Samad Taylor	Tyler Gentry	Johan Camargo	Nate Eaton	Logan Porter	CJ Alexander	Tucker Bradley	Angelo Castellano
6/5	@ Indianapolis	W 9-5	Dairon Blanco	Samad Taylor	Tyler Gentry	Johan Camargo	Nate Eaton	Logan Porter	Brewer Hicklen	Jackson Reetz	Angelo Castellano
6/7	@ Indianapolis	W 9-7	Dairon Blanco	Samad Taylor	Tyler Gentry	Johan Camargo	Nate Eaton	Logan Porter	CJ Alexander	Clay Dungan	Tucker Bradley
6/8	@ Indianapolis	W 15-7	Dairon Blanco	Samad Taylor	Tyler Gentry	Johan Camargo	CJ Alexander	Brewer Hicklen	Clay Dungan	Angelo Castellano	Tucker Bradley
6/9	@ Indianapolis	W 6-2	Dairon Blanco	Samad Taylor	Tyler Gentry	Johan Camargo	Logan Porter	CJ Alexander	Jackson Reetz	Brewer Hicklen	Angelo Castellano
6/10	@ Indianapolis	W 9-5	Dairon Blanco	Samad Taylor	Tyler Gentry	Johan Camargo	CJ Alexander	Jackson Reetz	Brewer Hicklen	Clay Dungan	Tucker Bradley
6/13	COLUMBUS	W 6-5	Samad Taylor	Kyle Isbel	Tyler Gentry	Johan Camargo	Logan Porter	Brewer Hicklen	Jackson Reetz	John Rave	Angelo Castellano
6/14	COLUMBUS	W 6-1	Samad Taylor	John Rave	Tyler Gentry	Johan Camargo	Logan Porter	Matt Beatty	Clay Dungan	Jermaine Palacios	Tucker Bradley
6/15	COLUMBUS	W 4-2	Samad Taylor	Kyle Isbel	Tyler Gentry	Matt Beatty	Logan Porter	John Rave	Brewer Hicklen	Jermaine Palacios	Angelo Castellano
6/16	COLUMBUS	W 4-3	Brewer Hicklen	Kyle Isbel	Tyler Gentry	Logan Porter	Johan Camargo	Jose Briceño	Clay Dungan	Adeiny Hechavarria	Angelo Castellano
6/17	COLUMBUS	W 13-4	Nate Eaton	John Rave	Tyler Gentry	Matt Beatty	Logan Porter	Clay Dungan	Adeiny Hechavarria	Angelo Castellano	Tucker Bradley
6/18	COLUMBUS	W 6-4	Nate Eaton	Kyle Isbel	Tyler Gentry	Logan Porter	Johan Camargo	Brewer Hicklen	Adeiny Hechavarria	Jose Briceño	Angelo Castellano
6/20	@ Rochester	L 5-4	Nate Eaton	Kyle Isbel	Tyler Gentry	Logan Porter	Johan Camargo	Brewer Hicklen	Clay Dungan	Adeiny Hechavarria	Angelo Castellano
6/21	@ Rochester	W 7-3	Brewer Hicklen	Clay Dungan	Tyler Gentry	Logan Porter	Nate Eaton	Jermaine Palacios	Adeiny Hechavarria	Jose Briceño	Tucker Bradley
6/22	@ Rochester	W 4-4	Brewer Hicklen	Kyle Isbel	Tyler Gentry	Logan Porter	Nate Eaton	Jermaine Palacios	Adeiny Hechavarria	Angelo Castellano	Tucker Bradley
6/23	@ Rochester	W 4-2	Brewer Hicklen	Kyle Isbel	Tyler Gentry	Logan Porter	Clay Dungan	Jermaine Palacios	Adeiny Hechavarria	Angelo Castellano	Tucker Bradley
6/24	@ Rochester	L 3-2	Brewer Hicklen	Kyle Isbel	Tyler Gentry	Logan Porter	John Rave	Adeiny Hechavarria	Jermaine Palacios	Jose Briceño	Angelo Castellano
6/25	@ Rochester	W 7-3	John Rave	Kyle Isbel	Tyler Gentry	Logan Porter	Clay Dungan	Adeiny Hechavarria	Jermaine Palacios	Paxton Wallace	Tucker Bradley
6/28	IOWA	L 9-2	Brewer Hicklen	John Rave	Tyler Gentry	Nate Eaton	Tucker Bradley	Tyler Gentry	Adeiny Hechavarria	Clay Dungan	Angelo Castellano
6/30	IOWA	W 8-3	Brewer Hicklen	John Rave	Tyler Gentry	Nate Eaton	Tucker Bradley	Tyler Gentry	Adeiny Hechavarria	Clay Dungan	Angelo Castellano
7/2	IOWA	L 6-5	Brewer Hicklen	Michael Massey	John Rave	Tyler Gentry	Tucker Bradley	Nate Eaton	Jermaine Palacios	Jose Briceño	Angelo Castellano
7/2 [61]	IOWA	W 11-1 (7)	Brewer Hicklen	Michael Massey	John Rave	Tyler Gentry	Tucker Bradley	Adeiny Hechavarria	Clay Dungan	Jose Briceño	Angelo Castellano
7/2 [62]	IOWA	L 6-2 (7)	John Rave	Tucker Bradley	Logan Porter	Nate Eaton	Tyler Gentry	Clay Dungan	Jermaine Palacios	Paxton Wallace	Angelo Castellano
7/4	IOWA	L 7-6	John Rave	Logan Porter	Michael Massey	Nate Eaton	Tucker Bradley	Tyler Gentry	Adeiny Hechavarria	Jermaine Palacios	Angelo Castellano
7/5	@ Gwinnett	L 8-7 (10)	Tucker Bradley	Adeiny Hechavarria	John Rave	Brewer Hicklen	Tyler Gentry	Clay Dungan	Adeiny Hechavarria	Jose Briceño	Angelo Castellano
7/6	@ Gwinnett	L 8-7 (10)	Samad Taylor	John Rave	Logan Porter	Nate Eaton	Tucker Bradley	Tyler Gentry	Adeiny Hechavarria	Brewer Hicklen	Angelo Castellano
7/7	@ Gwinnett	W 9-6	Samad Taylor	John Rave	Logan Porter	Nate Eaton	Tucker Bradley	Tyler Gentry	Adeiny Hechavarria	Clay Dungan	Angelo Castellano
7/9	@ Gwinnett	W 7-1	Samad Taylor	John Rave	Logan Porter	Nate Eaton	Tucker Bradley	Tyler Gentry	Adeiny Hechavarria	Jermaine Palacios	Paxton Wallace
7/14	INDIANAPOLIS	W 8-1	Clay Dungan	Nate Eaton	Logan Porter	Tucker Bradley	Tyler Gentry	Adeiny Hechavarria	Brewer Hicklen	Jermaine Palacios	Angelo Castellano
7/15	INDIANAPOLIS	W 13-5	Clay Dungan	John Rave	Logan Porter	Tucker Bradley	Tyler Gentry	Adeiny Hechavarria	Brewer Hicklen	Jermaine Palacios	Angelo Castellano
7/16	INDIANAPOLIS	W 8-3	Brewer Hicklen	John Rave	Nick Loftin	Logan Porter	CJ Alexander	Nate Eaton	Tyler Gentry	Adeiny Hechavarria	Angelo Castellano
7/18	INDIANAPOLIS	L 11-4	Clay Dungan	John Rave	Nick Loftin	Logan Porter	CJ Alexander	Tucker Bradley	Tyler Gentry	Adeiny Hechavarria	Jose Briceño
7/18	ST. PAUL	W 10-0	Tucker Bradley	Nick Loftin	John Rave	Logan Porter	CJ Alexander	Nate Eaton	Tyler Gentry	Clay Dungan	Angelo Castellano
7/19	ST. PAUL	W 9-4	Samad Taylor	Matt Beatty	John Rave	Logan Porter	CJ Alexander	Nick Loftin	Tyler Gentry	Brewer Hicklen	Adeiny Hechavarria
7/20	ST. PAUL	L 6-5	Samad Taylor	Matt Beatty	Nick Loftin	Logan Porter	Nate Eaton	Tyler Gentry	Brewer Hicklen	Adeiny Hechavarria	Jermaine Palacios
7/21	ST. PAUL	W 5-4	Samad Taylor	John Rave	Logan Porter	CJ Alexander	Nate Eaton	Tucker Bradley	Tyler Gentry	Clay Dungan	Adeiny Hechavarria
7/22	ST. PAUL	W 8-5	Samad Taylor	John Rave	Matt Beatty	Nick Loftin	Nate Eaton	Tyler Gentry	Brewer Hicklen	Jose Briceño	Angelo Castellano
7/23	ST. PAUL	W 5-1	Samad Taylor	Tucker Bradley	Logan Porter	John Rave	Nate Eaton	Tyler Gentry	Tyler Gentry	Clay Dungan	Adeiny Hechavarria
7/25	@ Columbus	L 10-2	Samad Taylor	Tucker Bradley	Logan Porter	John Rave	Nate Eaton	CJ Alexander	Nick Loftin	Tyler Gentry	Adeiny Hechavarria
7/26	@ Columbus	W 5-2	Samad Taylor	John Rave	Nate Eaton	CJ Alexander	Brewer Hicklen	Clay Dungan	Angel Castellano	Jose Briceño	Jermaine Palacios
7/27	@ Columbus										
7/28	@ Columbus										
7/29	@ Columbus										
7/30	@ Columbus										
8/1	@ Louisville										
8/2	@ Louisville										
8/3	@ Louisville										
8/4	@ Louisville										
8/5	@ Louisville										
8/6	@ Louisville										
8/8	IOWA										
8/9	IOWA										
8/10	IOWA										
8/11	IOWA										
8/13	IOWA										
8/15	@ Toledo										
8/16	@ Toledo										
8/17	@ Toledo										
8/18	@ Toledo										
8/19	@ Toledo										
8/20	@ Toledo										
8/22	ST. PAUL										
8/23	ST. PAUL										
8/24	ST. PAUL										
8/25	ST. PAUL										
8/26	ST. PAUL										
8/27	ST. PAUL										
8/29	LOUISVILLE										
8/30	LOUISVILLE										
8/31	LOUISVILLE										
9/1	LOUISVILLE										
9/2	LOUISVILLE										
9/3	LOUISVILLE										
9/5	@ Iowa										
9/6	@ Iowa										
9/7	@ Iowa										
9/8	@ Iowa										
9/9	@ Iowa										
9/10	@ Iowa										

DATE	OPPONENT	RESULT	IP	H	R	ER	BB	SO	2B	3B	HR	TB	AVG	WHIP	WP	BK	HB	GIDP	IBB	TBF	SV	SVO	ERA (SEASON)
3/31	@ Indianapolis	W 8-6	9.0	11	6	6	2	7	4	0	1	18	(.297)	(1.44)	0	1	2	1	0	40	1	1	6.00
4/1	@ Indianapolis	W 12-1	9.0	5	1	1	2	8	4	0	0	6	(.185)	(0.78)	0	1	2	0	0	31	0	0	3.50
4/2	@ Indianapolis	W 8-3	9.0	11	3	3	5	10	1	1	1	17	(.314)	(1.78)	0	0	0	3	0	40	0	0	3.33
4/4	TOLEDO	L 9-2	9.0	12	9	9	4	8	6	0	3	27	(.324)	(1.78)	0	0	0	0	0	41	0	0	4.75
4/5	TOLEDO	L 7-6	9.0	12	7	6	5	10	3	0	1	18	(.316)	(1.89)	1	0	0	2	0	43	0	1	5.00
4/6	TOLEDO	L 8-5	9.0	10	8	8	8	12	3	0	3	22	(.286)	(2.00)	0	0	0	0	0	44	0	0	5.50
4/7	TOLEDO	W 9-4	9.0	9	4	4	4	5	8	0	2	16	(.250)	(1.56)	1	0	1	0	0	42	0	0	5.29
4/8	TOLEDO	W 13-8	9.0	13	8	7	4	8	2	0	0	15	(.317)	(1.89)	0	1	2	1	0	47	0	0	5.50
4/9	TOLEDO	L 8-2	9.0	13	8	6	4	10	2	0	3	24	(.317)	(1.89)	0	1	1	1	0	46	0	0	5.56
4/11	@ Iowa	W 9-6	8.0	7	9	9	7	10	3	0	0	16	(.266)	(1.75)	0	0	1	0	0	39	0	0	5.97
4/12	@ Iowa	W 10-6	9.0	8	6	6	2	10	2	1	2	18	(.235)	(1.11)	0	0	1	1	0	37	0	0	5.97
4/13	@ Iowa	L 14-1	9.0	15	14	12	4	8	7	0	2	28	(.375)	(2.38)	0	0	2	0	0	46	0	0	6.54
4/14	@ Iowa	W 11-8	9.0	11	8	7	4	14	2	0	2	19	(.297)	(1.67)	1	0	2	0	1	45	1	1	6.57
4/18	GWINNETT	L 4-1	9.0	7	4	3	4	6	3	0	1	8	(.207)	(1.33)	0	0	0	0	0	34	0	0	6.39
4/19	GWINNETT	L 6-5	9.0	10	6	6	9	7	2	0	2	19	(.286)	(1.22)	0	0	0	1	0	36	0	0	6.36
4/20	GWINNETT	L 9-3	9.0	10	9	6	5	7	1	1	1	16	(.286)	(1.67)	2	0	0	1	0	41	0	0	6.34
4/21	GWINNETT	L 7-3	9.0	11	7	4	4	8	4	0	1	18	(.297)	(1.67)	4	1	0	2	0	42	0	0	6.20
4/22	GWINNETT	L 5-2	9.0	10	5	3	4	5	5	1	1	14	(.294)	(1.67)	0	0	2	1	0	42	0	0	6.08
4/23	@ Nashville	W 6-5	9.0	13	7	7	2	0	0	0	0	10	(.229)	(1.22)	2	0	0	1	0	39	1	1	5.91
4/25	@ Nashville	L 8-3	8.0	11	8	8	3	5	2	1	2	21	(.333)	(2.25)	0	0	0	0	0	38	0	0	6.05
4/26	@ Nashville	L 5-0	8.0	11	5	5	3	5	3	0	1	17	(.333)	(1.75)	0	0	0	0	0	37	0	0	6.03
4/27	@ Nashville	W 2-1	9.0	6	1	1	5	10	1	0	0	7	(.200)	(1.22)	0	0	1	0	0	34	1	1	5.80
4/28	@ Nashville	L 4-3	8.2	7	4	3	4	7	1	0	0	8	(.257)	(1.50)	0	0	0	3	0	34	0	0	5.68
4/29	@ Nashville	W 10-6 (10)	9.1	13	6	5	5	9	1	0	1	13	(.257)	(1.56)	3	0	1	0	0	42	0	1	5.66
5/2	LOUISVILLE	L 10-4	9.0	14	10	10	5	8	1	0	1	18	(.368)	(2.11)	3	0	0	0	0	45	0	0	5.83
5/3	LOUISVILLE	L 7-4	9.0	11	12	10	4	10	0	0	3	20	(.306)	(1.67)	0	0	1	0	0	41	0	0	5.84
5/4	LOUISVILLE	L 12-10	9.0	13	12	10	3	12	0	0	6	34	(.333)	(1.89)	0	0	1	1	0	43	0	0	5.84
5/5	LOUISVILLE	W 6-2	9.0	7	2	2	3	8	1	0	2	11	(.219)	(1.11)	0	0	0	0	0	36	1	1	5.85
5/6	LOUISVILLE	W 11-9	9.0	13	9	9	3	9	4	0	2	23	(.342)	(1.78)	0	0	1	0	0	42	1	1	5.95
5/7	LOUISVILLE	L 4-3	9.0	6	4	4	7	10	2	0	1	11	(.188)	(1.44)	1	1	0	0	0	39	0	1	5.89
5/9	@ Scranton/WB	L 14-2	8.0	18	14	13	5	6	4	0	4	34	(.486)	(2.88)	0	0	2	4	0	45	0	0	6.14
5/10	@ Scranton/WB	L 4-3	8.0	4	4	4	8	9	0	0	1	8	(.160)	(1.50)	0	0	1	2	0	34	0	0	5.84
5/11	@ Scranton/WB	W 4-3 (11)	11.0	8	3	3	6	15	3	0	0	11	(.216)	(1.27)	1	0	1	1	2	44	0	1	5.96
5/12	@ Scranton/WB	W 3-2	9.0	4	2	2	5	8	0	0	1	7	(.133)	(1.00)	0	0	0	0	0	35	1	1	5.85
5/13	@ Scranton/WB	L 8-6	8.1	10	8	8	7	7	1	0	2	17	(.333)	(2.04)	1	0	1	2	0	38	0	1	5.92
5/14	@ Scranton/WB	W 8-2	9.0	9	3	3	5	13	1	0	2	16	(.250)	(1.56)	0	0	0	0	0	41	1	2	5.84
5/16	TOLEDO	W 8-2	9.0	12	9	7	3	11	3	0	3	24	(.308)	(1.67)	2	0	0	1	0	42	0	0	5.87
5/17	TOLEDO	W 16-8	9.0	14	8	8	2	14	2	0	3	25	(.341)	(1.78)	1	0	0	0	0	43	0	0	5.92
5/18	TOLEDO	W 9-0	9.0	3	0	0	4	7	2	0	0	4	(.107)	(0.78)	1	0	1	2	0	33	0	0	5.70
5/19	TOLEDO	W 9-1	9.0	6	1	0	4	7	2	0	0	8	(.188)	(1.11)	1	0	0	1	0	36	0	0	5.63
5/20	TOLEDO	W 4-1	9.0	4	1	0	4	8	0	0	0	5	(.179)	(1.44)	0	0	0	0	0	39	0	0	5.63
5/21	TOLEDO	W 8-4	9.0	15	4	4	1	6	6	0	2	27	(.385)	(1.78)	0	0	2	2	0	42	0	0	5.56
5/23	@ St. Paul	W 6-1	9.0	6	1	1	2	7	1	0	0	7	(.182)	(0.89)	0	0	0	0	0	35	0	0	5.45
5/24	@ St. Paul	L 6-5	8.0	9	6	6	6	13	2	1	0	11	(.273)	(1.88)	0	0	0	0	0	39	0	0	5.48
5/25	@ St. Paul	L 8-6	8.0	10	8	8	4	9	3	1	1	18	(.313)	(1.88)	0	0	0	0	0	38	0	1	5.48
5/26	@ St. Paul	W 8-4	9.0	8	4	4	7	7	2	0	1	12	(.250)	(1.67)	0	0	1	1	0	40	1	1	5.48
5/27	@ St. Paul	L 14-1	8.0	16	14	11	6	12	2	1	2	26	(.381)	(2.75)	0	0	0	0	0	48	0	0	5.58
5/28	@ St. Paul	L 10-6	8.0	9	10	6	3	7	1	0	2	16	(.290)	(1.50)	0	0	1	0	0	36	0	1	5.60
5/30	MEMPHIS	L 6-2	9.0	6	6	6	9	8	1	0	2	13	(.194)	(1.67)	0	0	0	1	0	41	1	1	5.61
5/31	MEMPHIS	W 10-9	10.0	11	9	9	10	11	1	0	0	20	(.282)	(1.67)	1	0	0	0	0	44	0	0	5.66
6/1	MEMPHIS	L 12-6	9.0	11	12	12	11	8	2	0	3	22	(.297)	(2.44)	0	0	0	1	0	48	0	0	5.76
6/2	MEMPHIS	W 10-9 (10)	10.0	12	9	7	7	10	2	0	1	17	(.300)	(1.90)	0	0	0	3	0	48	0	1	5.77
6/3	MEMPHIS	L 4-2	9.0	6	4	3	1	9	1	0	1	10	(.176)	(0.78)	2	0	0	0	0	35	0	0	5.72
6/4	MEMPHIS	L 6-5	9.0	9	6	6	7	11	2	1	0	13	(.257)	(1.78)	1	0	0	1	0	42	0	1	5.72
6/6	@ Indianapolis	W 9-7	9.0	7	4	2	6	12	0	0	0	9	(.219)	(1.44)	0	0	1	0	0	40	1	1	5.66
6/7	@ Indianapolis	W 9-7	9.0	10	7	7	4	13	3	1	1	18	(.286)	(1.56)	0	0	0	1	0	39	0	0	5.68
6/8	@ Indianapolis	W 15-7	9.0	11	7	7	8	7	3	0	1	17	(.306)	(2.11)	0	0	0	1	0	44	0	0	5.70
6/9	@ Indianapolis	W 6-2	9.0	8	2	2	1	12	1	0	1	12	(.216)	(1.00)	0	0	0	0	0	38	0	0	5.64
6/10	@ Indianapolis	W 9-5	9.0	8	5	5	10	11	1	0	9	9	(.242)	(2.00)	1	0	0	1	0	44	1	1	5.66
6/13	COLUMBUS	W 6-5	9.0	9	5	5	6	10	3	0	1	15	(.250)	(1.67)	1	0	1	0	0	43	1	2	5.62
6/14	COLUMBUS	W 6-1	9.0	4	1	1	6	11	0	0	0	4	(.133)	(1.11)	0	0	1	0	0	38	0	0	5.54
6/15	COLUMBUS	W 4-2	9.0	5	2	2	1	4	0	0	2	11	(.161)	(0.67)	0	0	1	1	0	33	1	1	5.49
6/16	COLUMBUS	W 4-1	8.0	6	1	1	3	6	0	0	0	6	(.194)	(1.00)	0	0	0	3	0	34	0	0	5.42
6/17	COLUMBUS	W 13-4	9.0	11	4	4	4	7	1	0	0	18	(.297)	(1.67)	1	0	0	1	0	41	0	0	5.66
6/18	COLUMBUS	W 6-4	9.0	6	4	4	5	9	2	1	0	10	(.194)	(1.22)	2	0	0	0	0	37	1	1	5.37
6/20	@ Rochester	L 5-4	8.0	7	5	5	5	13	1	0	1	11	(.233)	(1.50)	1	1	1	0	0	36	0	1	5.38
6/21	@ Rochester	W 7-3	9.0	7	3	2	2	8	1	0	1	11	(.219)	(1.00)	1	0	0	0	0	36	0	0	5.33
6/22	@ Rochester	W 8-4	9.0	8	4	4	5	7	1	0	3	18	(.229)	(1.44)	1	0	0	0	0	40	0	0	5.31
6/23	@ Rochester	W 4-2	9.0	5	2	1	5	7	1	1	0	8	(.167)	(1.11)	0	0	2	2	0	38	1	1	5.24
6/24	@ Rochester	L 3-2	8.1	9	3	3	3	5	8	4	0	16	(.273)	(1.68)	1	0	0	0	1	39	0	0	5.22
6																							

DATE	OPPONENT	RESULT	AB	R	H	TB	2B	3B	HR	XBH	RBI	BB	IBB	SO	SB	CS	HBP	SAC	SF	GDP	LOB	AVG (SEASON)
3/31	@ Indianapolis	W 8-6	40	8	12	16	2	1	0	2	8	9	0	12	3	0	0	0	0	0	14	300
4/1	@ Indianapolis	W 12-1	42	12	16	24	2	1	0	2	12	9	0	10	3	0	0	0	0	2	11	341
4/2	@ Indianapolis	W 8-3	39	8	12	22	1	0	3	4	8	4	0	5	2	0	1	0	0	0	9	331
4/4	TOLEDO	L 9-2	29	2	6	18	1	0	1	3	2	4	0	10	1	1	0	0	0	4	6	307
4/5	TOLEDO	L 7-6	34	6	7	15	0	0	2	3	3	3	0	12	2	1	0	0	0	1	4	293
4/6	TOLEDO	W 9-4	32	9	12	18	3	0	1	4	8	4	0	11	0	0	0	0	1	1	6	282
4/7	TOLEDO	W 13-8	34	9	12	18	3	0	1	4	8	4	0	11	0	0	0	0	1	1	6	292
4/8	TOLEDO	W 13-8	36	13	12	26	2	0	4	6	13	5	0	9	0	0	0	0	0	0	4	297
4/9	@ Iowa	L 8-2	33	2	6	11	2	0	1	3	2	6	0	12	0	0	2	0	0	0	12	285
4/11	@ Iowa	L 9-6	38	6	10	20	4	0	2	6	6	1	0	6	0	0	0	0	0	6	3	283
4/12	@ Iowa	W 10-6	38	10	12	29	5	0	4	9	10	3	0	9	1	1	0	0	0	0	5	286
4/13	@ Iowa	L 14-1	31	1	6	12	3	0	1	4	1	1	0	4	0	0	0	0	0	1	4	279
4/14	@ Iowa	W 11-8	38	11	11	14	3	0	0	3	10	7	0	7	5	1	2	0	1	0	10	280
4/18	GWINNETT	L 4-1	31	1	7	10	3	0	0	3	1	3	0	7	10	0	0	0	0	1	3	277
4/19	GWINNETT	L 4-1	31	2	6	14	2	0	2	4	2	3	0	7	2	0	0	0	0	1	5	272
4/20	GWINNETT	L 9-3	27	3	3	4	1	0	0	1	3	11	0	10	2	0	0	0	2	1	10	264
4/21	GWINNETT	L 7-3	35	3	9	13	1	0	1	2	3	4	0	8	1	0	0	0	0	1	9	264
4/22	GWINNETT	L 5-2	27	3	4	8	3	0	0	2	3	4	0	8	0	1	0	0	0	3	2	259
4/23	GWINNETT	W 15-5	31	5	12	15	3	0	0	2	5	4	0	7	6	1	0	0	0	0	2	248
4/25	@ Nashville	L 8-3	29	3	5	6	1	0	0	1	3	3	0	12	0	0	1	0	0	2	3	261
4/26	@ Nashville	L 5-0	30	0	4	5	1	0	0	1	0	2	0	7	3	0	0	0	0	2	5	255
4/27	@ Nashville	W 2-1	33	2	4	13	2	0	1	3	2	2	0	11	2	1	0	0	0	1	3	255
4/28	@ Nashville	L 4-3	37	3	5	5	0	0	1	5	5	4	0	9	2	1	0	0	0	0	2	251
4/29	@ Nashville	L 6-5 (10)	30	5	8	15	4	0	1	6	4	7	0	9	3	0	0	0	0	4	2	249
4/30	@ Nashville	W 10-6	34	10	11	23	3	0	3	6	10	7	0	7	0	0	1	1	3	1	9	253
5/2	LOUISVILLE	L 10-4	33	4	6	9	1	0	0	2	4	7	0	10	0	1	1	0	0	1	10	250
5/3	LOUISVILLE	L 7-4	34	10	10	13	3	0	0	3	8	4	0	6	0	0	0	0	0	3	5	252
5/4	LOUISVILLE	L 12-10	40	10	11	17	3	0	1	4	8	6	0	6	6	0	0	0	0	11	1	248
5/5	LOUISVILLE	W 6-2	30	6	5	12	1	0	2	3	6	3	0	10	3	0	0	0	0	0	3	250
5/6	LOUISVILLE	W 11-9	31	11	12	16	1	0	1	2	10	6	0	6	2	1	4	1	1	0	8	254
5/7	LOUISVILLE	L 4-3	35	3	8	17	1	1	2	4	3	2	0	10	2	0	0	0	0	0	7	253
5/9	@ Scranton/WB	L 14-2	31	2	4	8	1	1	1	2	0	0	0	8	3	0	0	0	0	0	2	250
5/10	@ Scranton/WB	L 4-3	30	3	5	11	1	0	1	3	3	7	0	5	3	1	0	0	0	1	9	249
5/11	@ Scranton/WB	W 4-3 (11)	36	4	4	8	1	0	1	2	2	7	0	9	3	0	1	0	0	2	6	243
5/12	@ Scranton/WB	W 3-2	32	3	8	10	2	0	0	2	3	2	0	7	1	1	0	0	1	0	5	243
5/13	@ Scranton/WB	L 8-6	37	6	14	21	4	1	3	5	6	1	0	8	2	1	1	0	0	0	6	248
5/14	@ Scranton/WB	W 6-2	33	6	7	20	2	1	3	6	2	0	0	13	2	1	0	0	0	0	6	247
5/16	TOLEDO	W 6-2	36	2	9	10	1	0	0	1	2	8	0	12	2	0	0	0	0	0	15	247
5/17	TOLEDO	W 16-8	41	16	18	34	7	0	3	10	15	5	0	9	3	0	2	0	0	1	8	253
5/18	TOLEDO	W 9-0	36	9	14	20	3	0	1	4	9	4	0	6	0	0	1	0	0	2	8	256
5/19	TOLEDO	W 9-1	32	9	12	18	4	1	0	5	8	8	0	7	5	0	1	0	0	0	8	259
5/20	TOLEDO	W 7-1	29	7	2	7	0	0	1	7	6	1	0	6	2	0	0	0	0	0	8	259
5/21	TOLEDO	W 8-4	35	8	12	28	2	1	4	7	7	6	0	6	2	0	0	0	0	1	9	257
5/23	@ St. Paul	W 6-1	35	6	10	18	5	0	1	6	6	4	0	11	0	0	0	0	1	2	7	258
5/24	@ St. Paul	L 6-5	38	5	10	15	1	0	1	2	5	6	0	12	1	1	2	0	0	1	12	259
5/25	@ St. Paul	L 8-6	36	6	10	16	3	0	1	3	6	7	0	7	6	0	1	0	0	1	12	259
5/26	@ St. Paul	L 6-4	32	6	9	12	1	0	0	1	3	8	0	7	7	1	0	0	0	2	8	259
5/27	@ St. Paul	L 14-1	28	1	6	9	0	0	1	1	1	7	0	8	0	2	1	0	0	4	8	258
5/28	@ St. Paul	L 10-6	34	6	11	22	1	0	0	1	5	3	0	5	2	0	0	0	0	4	4	260
5/30	MEMPHIS	L 7-4	34	7	11	14	4	1	1	2	7	3	0	5	0	0	1	0	0	1	6	261
5/31	MEMPHIS	W 9-4	37	9	9	9	0	0	0	0	3	1	0	10	3	0	1	0	0	0	1	261
6/1	MEMPHIS	L 12-6	34	6	9	20	2	0	3	5	6	6	0	10	1	0	1	0	0	2	8	261
6/2	MEMPHIS	W 10-9 (10)	40	10	13	20	4	0	1	5	9	3	0	8	4	1	0	2	1	0	8	263
6/3	MEMPHIS	L 4-2	31	2	6	7	1	0	0	1	1	6	0	11	0	0	0	0	0	1	8	261
6/4	MEMPHIS	L 6-5	37	5	12	13	3	0	0	3	4	6	0	8	2	0	0	0	0	2	11	263
6/5	@ Indianapolis	W 4-2	32	4	8	13	2	0	0	3	4	2	0	5	5	1	0	0	0	1	5	262
6/7	@ Indianapolis	W 9-7	33	9	10	16	3	0	1	4	9	10	0	7	5	0	1	0	2	2	10	263
6/8	@ Indianapolis	W 15-7	36	15	12	18	3	0	1	4	15	11	0	11	4	0	0	0	3	0	8	264
6/9	@ Indianapolis	W 6-2	39	6	13	19	3	0	1	4	8	0	0	8	2	0	1	0	0	1	7	266
6/10	@ Indianapolis	W 9-5	37	9	12	18	3	0	0	4	8	10	0	1	8	5	1	0	0	0	13	267
6/13	COLUMBUS	W 6-5	29	6	12	14	1	0	2	3	6	4	0	10	2	0	1	0	0	1	4	266
6/14	COLUMBUS	W 6-1	26	6	5	16	2	0	3	5	6	6	0	7	2	0	1	1	1	0	5	265
6/15	COLUMBUS	W 4-2	29	4	6	18	5	0	1	0	1	4	0	8	3	0	1	0	0	1	5	265
6/16	COLUMBUS	W 4-1	30	4	10	18	5	0	1	6	4	3	0	7	0	0	1	0	0	1	5	266
6/17	COLUMBUS	W 13-4	37	13	15	23	2	0	2	4	13	9	0	10	0	0	0	0	0	1	10	266
6/18	COLUMBUS	W 6-4	34	6	13	23	4	0	2	6	6	1	0	7	1	0	2	0	0	1	7	270
6/20	@ Rochester	L 5-4	31	4	7	8	1	0	0	1	4	7	0	10	0	2	0	0	1	1	8	269
6/21	@ Rochester	W 7-3	35	7	10	13	3	0	0	3	7	6	0	8	0	0	0	0	0	2	7	269
6/22	@ Rochester	W 8-4	37	8	11	16	2	0	1	3	7	3	0	12	2	0	1	0	0	1	6	270
6/23	@ Rochester	W 4-2	33	4	7	12	2	0	1	3	3	2	0	8	0	0	1	1	0	0	6	269
6/24	@ Rochester	L 3-2	30	2	5	11	1	1	1	3	2	6	0	11	1	0	0	1	0	1	8	268
6/25	@ Rochester	W 7-3	33	7	5	10	1	0	0	1	6	7	0	10	1	1	0	0	2	1	5	268
6/28	IOWA	W 9-2	30	2	5	9	0	1	0	1	2	3	0	9	1	0	0	1	0	1	5	267
6/29	IOWA	W 8-3	34	8	12	28	5	1	3	9	8	7	0	11	2	0	0	0	0	0	11	268
6/30	IOWA	L 6-5	37	5	9	12	3	0	0	3	3	4	0	12	1	0	1	0	0	1	10	267
7/2 [G1]	IOWA	W 11-1 (7)	31	11	16	27	5	0	2	7	11	3	0	7	0	0	1	0	0	2	6	270
7/2 [G2]	IOWA	L 6-2 (7)	26	2	6	11	2	0	1	3	1	0										

HITTING

SERIES	OPPONENT	DATES	AVG	G	AB	R	H	TB	2B	3B	HR	RBI	BB	IBB	SO	SB	CS	OBP	SLG	OPS	PA	SAC	SF	HBP	GIDP
SERIES 1	@ Indianapolis	3/31 - 4/2	.331	3	121	28	40	62	5	1	5	28	19	0	27	10	0	.420	.512	.932	143	0	2	1	0
SERIES 2	TOLEDO	4/4 - 4/9	.258	6	198	37	51	100	9	2	12	34	28	0	61	5	2	.355	.505	.860	231	0	2	3	7
SERIES 3	@ Iowa	4/11 - 4/16	.269	4	145	28	39	75	15	0	7	27	12	0	26	6	2	.335	.517	.852	161	0	1	3	1
SERIES 4	GWINNETT	4/18 - 4/23	.225	6	182	16	41	64	11	0	4	16	29	0	50	11	3	.330	.352	.682	215	0	3	1	7
SERIES 5	@ Nashville	4/25 - 4/30	.212	6	193	23	41	67	11	0	5	21	20	0	52	11	1	.292	.347	.639	220	1	3	3	9
SERIES 6	LOUISVILLE	5/2 - 5/7	.256	6	203	38	52	84	10	2	6	35	24	0	48	13	2	.349	.414	.763	236	1	2	6	4
SERIES 7	@ Scranton/WB	5/9 - 5/14	.211	6	199	24	42	78	11	2	7	20	20	0	50	12	4	.290	.392	.682	224	0	2	3	3
SERIES 8	TOLEDO	5/16 - 5/21	.321	6	209	45	67	112	17	2	8	42	38	0	56	14	1	.433	.536	.969	252	0	1	4	5
SERIES 9	@ St. Paul	5/23 - 5/28	.276	6	203	30	56	79	11	0	4	26	35	0	49	16	4	.391	.389	.780	243	0	1	4	14
SERIES 10	MEMPHIS	5/30 - 6/4	.286	6	213	34	61	93	12	1	6	28	24	0	52	10	3	.365	.437	.802	243	2	1	3	7
SERIES 11	@ Indianapolis	6/6 - 6/11	.311	5	177	43	55	84	14	0	5	42	33	1	39	21	1	.414	.475	.889	221	1	7	3	3
SERIES 12	COLUMBUS	6/13 - 6/18	.303	6	185	39	56	102	14	1	10	39	26	0	49	7	1	.397	.551	.948	220	1	3	5	4
SERIES 13	@ Rochester	6/20 - 6/25	.246	6	199	32	49	70	10	1	3	28	31	0	59	6	3	.349	.352	.701	237	2	3	2	6
SERIES 14	IOWA	6/28 - 7/3	.279	6	190	34	53	93	17	1	7	30	23	1	57	5	2	.364	.489	.853	218	1	1	3	4
SERIES 15	@ Gwinnett	7/4 - 7/9	.250	5	168	22	42	73	12	2	5	21	20	0	44	10	3	.325	.435	.760	191	0	3	0	3
SERIES 16	INDIANAPOLIS	7/14 - 7/16	.280	3	107	17	30	56	2	0	8	16	12	0	24	1	0	.364	.523	.887	121	0	0	2	1
SERIES 17	ST. PAUL	7/18 - 7/23	.254	6	193	26	49	75	12	4	2	25	23	2	39	7	1	.336	.389	.725	220	0	2	2	3
SERIES 18	@ Columbus	7/25 - 7/30																							
SERIES 19	@ Louisville	8/1 - 8/6																							
SERIES 20	IOWA	8/8 - 8/13																							
SERIES 21	@ Toledo	8/15 - 8/20																							
SERIES 22	ST. PAUL	8/22 - 8/27																							
SERIES 23	LOUISVILLE	8/29 - 9/3																							
SERIES 24	@ Iowa	9/5 - 9/10																							
SERIES 25	INDIANAPOLIS	9/12 - 9/17																							
SERIES 26	@ Columbus	9/19 - 9/24																							

PITCHING

SERIES	OPPONENT	DATES	W	L	ERA	G	GS	CG	SHO	GF	HLD	SV	SVO	IP	H	R	ER	HR	HB	BB	IBB	SO	AVG	WP	BK	GIDP
SERIES 1	@ Indianapolis	3/31 - 4/2	3	0	3.33	3	3	0	0	3	0	1	1	27.0	27	10	10	2	3	9	0	25	.273	0	1	9
SERIES 2	TOLEDO	4/4 - 4/9	2	4	6.67	6	6	0	0	6	0	0	1	54.0	69	44	40	11	4	30	0	56	.303	2	1	6
SERIES 3	@ Iowa	4/11 - 4/16	2	2	9.00	4	4	0	0	4	2	1	1	34.0	41	37	34	8	6	17	1	42	.289	1	0	1
SERIES 4	GWINNETT	4/18 - 4/23	1	5	4.50	6	6	0	0	6	3	1	1	54.0	55	34	27	5	2	24	0	39	.268	10	1	6
SERIES 5	@ Nashville	4/25 - 4/30	2	4	4.85	6	6	0	0	6	6	1	4	52.0	57	30	28	5	3	26	0	43	.284	3	0	4
SERIES 6	LOUISVILLE	5/2 - 5/7	2	4	6.83	6	6	0	0	6	3	2	3	54.0	64	44	41	14	2	26	0	53	.298	4	1	2
SERIES 7	@ Scranton/WB	5/9 - 5/14	3	3	5.57	6	6	0	0	6	7	2	5	53.1	53	34	33	10	5	36	2	58	.272	3	0	9
SERIES 8	TOLEDO	5/16 - 5/21	4	2	3.83	6	6	0	1	6	3	0	0	54.0	55	26	23	8	5	22	0	55	.266	5	0	7
SERIES 9	@ St. Paul	5/23 - 5/28	2	4	5.94	6	6	0	0	6	1	1	3	50.0	58	43	33	6	3	29	0	51	.286	0	0	2
SERIES 10	MEMPHIS	5/30 - 6/4	2	4	6.71	6	6	0	0	6	4	1	3	55.0	55	46	41	13	0	39	0	56	.255	4	0	6
SERIES 11	@ Indianapolis	6/6 - 6/11	5	0	4.60	5	5	0	0	5	2	2	2	45.0	44	23	23	3	1	29	0	55	.254	1	0	4
SERIES 12	COLUMBUS	6/13 - 6/18	6	0	2.83	6	6	0	0	6	6	3	4	54.0	41	17	17	5	3	25	0	47	.209	4	0	5
SERIES 13	@ Rochester	6/20 - 6/25	4	2	3.10	6	6	0	0	6	7	1	2	52.1	46	20	18	7	3	26	1	51	.234	4	1	2
SERIES 14	IOWA	6/28 - 7/3	2	4	5.58	6	6	0	0	6	1	0	1	50.0	41	32	31	10	0	31	0	58	.225	1	0	5
SERIES 15	@ Gwinnett	7/4 - 7/9	1	4	5.14	5	5	0	0	5	1	1	4	42.0	35	29	24	5	3	27	1	41	.227	1	0	3
SERIES 16	INDIANAPOLIS	7/14 - 7/16	1	2	9.00	3	3	0	0	3	0	0	0	27.0	36	27	27	8	1	22	1	30	.330	2	0	3
SERIES 17	ST. PAUL	7/18 - 7/23	4	2	4.17	6	6	0	1	6	0	1	1	54.0	41	25	25	6	8	26	0	49	.210	5	1	2
SERIES 18	@ Columbus	7/25 - 7/30																								
SERIES 19	@ Louisville	8/1 - 8/6																								
SERIES 20	IOWA	8/8 - 8/13																								
SERIES 21	@ Toledo	8/15 - 8/20																								
SERIES 22	ST. PAUL	8/22 - 8/27																								
SERIES 23	LOUISVILLE	8/29 - 9/3																								
SERIES 24	@ Iowa	9/5 - 9/10																								
SERIES 25	INDIANAPOLIS	9/12 - 9/17																								
SERIES 26	@ Columbus	9/19 - 9/24																								

SERIES WINS: 6 (3 at Home, 3 on Road)

SERIES LOSSES: 9 (6 at Home, 3 on Road)

SERIES SPLITS: 2 (2 on Road)

STARTING PITCHERS

[illegible]

RELIEVERS

SERIES	OPPONENT	DATES	W	L	ERA	G	HLD	SV	SVO	IP	H	R	ER	2B	3B	HR	TB	BB	IBB	SO	WHIP	AVG	HBP	WP	BK	GDP	K/BB	NP	NS	TBF	IR	IRS
SERIES 1	@ Indianapolis	3/31 - 4/2	3	0	1.13	3	0	1	1	16.0	14	2	2	4	0	0	18	5	0	12	1.19	.255	1	0	1	7	2.40	218	132	61	1	1
SERIES 2	TOLEDO	4/4 - 4/9	1	1	8.16	6	0	0	1	28.2	38	28	26	9	1	7	70	18	0	34	1.95	.314	4	1	1	3	1.89	579	345	143	7	5
SERIES 3	@ Iowa	4/11 - 4/16	2	0	4.15	4	2	1	1	21.2	21	13	10	8	1	1	34	7	1	26	1.29	.244	5	1	0	0	3.71	374	229	99	4	4
SERIES 4	GWINNETT	4/18 - 4/23	0	3	6.00	6	3	1	1	21.0	26	17	14	5	0	3	40	10	0	18	1.71	.299	2	7	1	1	1.80	379	235	102	5	4
SERIES 5	@ Nashville	4/25 - 4/30	1	2	4.29	6	6	1	4	21.0	25	12	10	2	0	1	30	15	0	23	1.90	.298	2	2	0	2	1.53	414	237	103	14	3
SERIES 6	LOUISVILLE	5/2 - 5/7	1	1	5.47	6	3	2	3	26.1	27	19	16	4	0	4	43	17	0	32	1.67	.267	1	4	1	1	1.88	489	293	121	9	5
SERIES 7	@ Scranton/WB	5/9 - 5/14	2	2	5.28	6	7	2	5	29.0	25	18	17	2	0	5	42	21	2	34	1.59	.248	3	3	0	7	1.62	538	318	126	12	3
SERIES 8	TOLEDO	5/16 - 5/21	3	1	2.54	6	3	0	0	28.1	23	11	8	5	0	2	34	10	0	35	1.16	.221	4	3	0	3	3.50	503	303	119	10	3
SERIES 9	@ St. Paul	5/23 - 5/28	0	3	9.00	6	1	1	3	23.0	32	33	23	5	2	6	59	19	0	30	2.22	.317	3	0	0	0	1.58	498	285	124	8	5
SERIES 10	MEMPHIS	5/30 - 6/4	1	2	7.56	6	4	1	3	25.0	22	23	21	3	0	3	34	25	0	27	1.88	.227	0	2	0	3	1.08	528	308	123	18	9
SERIES 11	@ Indianapolis	6/6 - 6/11	2	0	3.86	5	2	2	2	21.0	20	9	9	3	0	0	23	16	0	28	1.71	.250	0	1	0	2	1.75	388	237	98	14	2
SERIES 12	COLUMBUS	6/13 - 6/18	2	0	3.47	6	6	3	4	23.1	18	9	9	4	1	0	24	12	0	31	1.29	.207	1	3	0	0	2.58	385	252	101	9	3
SERIES 13	@ Rochester	6/20 - 6/25	1	2	3.47	6	7	1	2	23.1	17	9	9	4	1	2	29	19	1	26	1.54	.198	2	3	0	0	1.37	429	255	108	5	0
SERIES 14	IOWA	6/28 - 7/3	2	2	5.63	6	1	0	1	24.0	17	16	15	2	0	4	31	19	0	30	1.50	.198	0	1	0	2	1.58	434	247	107	12	2
SERIES 15	@ Gwinnett	7/4 - 7/9	0	4	9.43	5	1	1	4	21.0	20	27	22	4	0	5	39	21	1	17	1.95	.250	3	1	0	1	0.81	410	227	105	12	7
SERIES 16	INDIANAPOLIS	7/14 - 7/16	1	1	8.24	3	0	0	0	19.2	25	18	18	6	0	5	46	15	1	26	2.03	.316	0	2	0	1	1.73	388	235	96	4	1
SERIES 17	ST. PAUL	7/18 - 7/23	4	1	4.39	6	0	1	1	26.2	15	13	13	2	0	4	29	15	0	23	1.13	.169	6	3	1	1	1.53	433	256	112	15	7
SERIES 18	@ Columbus	7/25 - 7/30																														
SERIES 19	@ Louisville	8/1 - 8/6																														
SERIES 20	IOWA	8/8 - 8/13																														
SERIES 21	@ Toledo	8/15 - 8/20																														
SERIES 22	ST. PAUL	8/22 - 8/27																														
SERIES 23	LOUISVILLE	8/29 - 9/3																														
SERIES 24	@ Iowa	9/5 - 9/10																														
SERIES 25	INDIANAPOLIS	9/12 - 9/17																														
SERIES 26	@ Columbus	9/19 - 9/24																														

2023 STORM CHASER QUALITY STARTS (16)

STARTER (# IN 2023)	GAME	DEC	IP	H	R	ER	HR	HB	BB	IBB	SO	WP	BK	GIDP	TBF	% K/BF	NP-S	S%	FPS	FPS%	P/IP	CATCHER	
1.	Jonathan Heasley (1)	4/7 vs. Toledo	W	6.0	6	2	2	1	0	2	0	5	0	0	0	26	19.2%	92 - 61	66.30%	19	73.08%	15.33	Fermin
2.	Mike Mayers (1)	4/18 vs. Gwinnett	—	6.0	3	1	1	0	0	2	0	2	0	0	0	23	8.7%	82 - 54	65.85%	13	56.52%	13.67	Fermin
3.	Jonathan Heasley (2)	4/19 vs. Gwinnett	L	7.0	7	3	3	1	0	0	0	7	0	0	1	26	26.9%	95 - 60	63.16%	15	57.69%	13.57	Porter
4.	Austin Cox (1)	4/27 @ Nashville	W	6.0	4	0	0	0	0	3	0	5	0	0	1	22	22.7%	101 - 62	61.39%	12	54.55%	16.83	Reetz
5.	Drew Parrish (1)	4/28 @ Nashville	—	6.0	1	0	0	0	0	2	0	5	0	0	1	20	25.0%	90 - 56	62.22%	6	30.00%	15.00	Porter
6.	Mike Mayers (2)	5/5 vs. Louisville	W	6.0	4	1	1	1	0	1	0	5	0	0	0	22	22.7%	79 - 55	69.62%	14	63.64%	13.17	Reetz
7.	Daniel Lynch (1)	5/23 @ St. Paul	W	6.0	3	0	0	0	0	0	0	5	0	0	0	21	23.8%	61 - 47	77.05%	14	66.67%	10.17	Porter
8.	Max Castillo (1)	5/28 @ St. Paul	—	6.0	4	1	1	0	0	0	0	4	0	0	0	21	19.0%	69 - 46	66.67%	12	57.14%	11.50	Reetz
9.	Max Castillo (2)	6/9 @ Indianapolis	W	6.0	4	1	1	1	0	1	0	8	0	0	0	25	32.0%	89 - 61	68.54%	16	64.00%	14.83	Reetz
10.	Jonathan Heasley (3)	6/13 vs. Columbus	—	6.0	5	2	2	1	0	2	0	4	1	0	0	25	16.0%	93 - 57	61.29%	15	60.00%	15.50	Reetz
11.	Max Castillo (3)	6/15 vs. Columbus	W	6.0	4	2	2	2	1	0	0	0	0	0	1	21	0.0%	75 - 51	68.00%	14	66.67%	12.50	Porter
12.	Anthony Veneziano (1)	6/16 vs. Columbus	W	6.1	3	0	0	0	0	3	0	2	0	0	3	23	8.7%	87 - 56	64.37%	14	60.87%	13.74	Briceno
13.	Max Castillo (4)	6/30 vs. Iowa	—	6.0	3	3	3	2	0	3	0	2	0	0	1	23	8.7%	89 - 52	58.43%	14	60.87%	14.83	Briceno
14.	Ryan Yarbrough (1)	7/4 @ Gwinnett	—	6.0	3	0	0	0	0	1	0	6	0	0	1	21	28.6%	81 - 50	61.73%	14	66.67%	13.50	Briceno
15.	Anthony Veneziano (2)	7/23 vs. St. Paul	—	6.0	4	1	1	0	1	0	0	5	0	0	0	23	28.6%	81 - 56	69.14%	15	65.22%	13.50	Porter
16.	Angel Zerpa (1)	7/26 @ Columbus	—	6.1	3	1	1	0	0	2	0	1	0	0	1	23	28.6%	92 - 59	64.13%	17	73.91%	14.53	Briceno

2023 REHAB ASSIGNMENTS WITH OMAHA

HITTING

PLAYER	DATES	AVG	G	AB	R	H	TB	2B	3B	HR	RBI	BB	IBB	SO	SB	CS	OBP	SLG	OPS	PA	SAC	SF	HBP	GDP
Drew Waters	May 9 - 24	.327	13	52	12	17	33	6	2	2	6	6	0	13	2	0	.397	.635	1.032	58	0	0	0	3
Nicky Lopez	May 16 - 20	.300	3	10	1	3	4	1	0	0	1	3	0	1	1	0	.462	.400	.862	13	0	0	0	0
Kyle Isbel	June 13 - 25	.290	9	31	7	9	17	2	0	2	6	6	0	6	0	0	.405	.548	.953	37	0	0	0	2
Michael Massey	June 30 - July 3	.182	3	11	2	2	3	1	0	0	0	1	0	3	0	0	.250	.273	.523	12	0	0	0	0
Matt Beaty	July 19 - July 22	.000	3	8	0	0	0	0	0	0	0	1	0	0	0	0	.200	.000	.200	10	0	0	1	0

PITCHING

PLAYER	DATES	W	L	ERA	G	GS	CG	SHO	GF	HLD	SV	SVO	IP	H	R	ER	HR	HB	BB	IBB	SO	AVG	WP	BK	GDP	TBF
Daniel Lynch	May 7 - 23	2	0	3.50	4	4	0	0	0	0	0	0	18.0	19	7	7	3	0	3	0	18	.264	1	0	0	75
Amir Garrett	June 22 - 28	0	0	10.13	3	0	0	0	0	1	0	0	2.2	3	3	3	1	0	5	0	2	.273	1	0	0	16
Ryan Yarbrough	June 24 - July 4	0	0	1.23	3	3	0	0	0	0	0	0	14.2	9	2	2	1	0	2	0	18	.176	0	0	1	53
Brad Keller	June 28 - July 25	0	3	15.00	9	2	0	0	0	0	0	0	9.0	11	17	15	1	1	21	0	5	.324	3	0	1	59
Angel Zerpa	June 28 - July 13	0	1	3.95	3	3	0	0	0	0	0	0	13.2	14	6	6	2	0	6	0	15	.264	0	0	0	59