



**SOD
POODLES
BASEBALL
CLUB**

NEWS & NOTES

HODGETOWN

715 S. BUCHANAN ST

AMARILLO, TEXAS 79101

806-803-7762

TWITTER: @SODPOODLES

Sod Poodles PR Department: Director, Cory Hilborne - CoryH@SodPoodles.com, 806-803-9614

Arkansas Travelers (61-48, 16-24)

RHP Blas Castaño (0-0, 0.00 ERA)

VS.

Amarillo Sod Poodles (60-50, 26-15)

RHP Peter Solomon (0-1, 3.26 ERA)

Thursday, August 17, 2023 • 7:05 PM CT • HODGETOWN • Radio: KVWE-102.9 FM • Game 111 • Home Game 54

UPCOMING GAMES

DAY	DATE	OPPONENT	PROBABLE PITCHERS	TIME (CT)	RADIO
Fri	Aug 18	vs ARK	RHP Jimmy Joyce (0-2, 4.50 ERA) vs. RHP Luke Albright (7-5, 5.85 ERA)	7:05 PM	KVWE-102.9 FM
Sat	Aug 19	vs ARK	RHP Alex Valverde (0-0, 3.00 ERA) vs. RHP Jamison Hill (6-6, 4.97 ERA)	7:05 PM	KVWE-102.9 FM
Sun	Aug 20	vs ARK	RHP Kyle Tyler (6-9, 5.99 ERA) vs. TBA	6:05 PM	KVWE-102.9 FM

SEASON RESULTS

Date	Site	Result
8/15	vs. ARK	W, 8-7
8/16	vs. ARK	W, 17-6
8/17	vs. ARK	
8/18	vs. ARK	
8/19	vs. ARK	
8/20	vs. ARK	
9/5	@ ARK	
9/6	@ ARK	
9/7	@ ARK	
9/8	@ ARK	
9/9	@ ARK	
9/10	@ ARK	

ARKANSAS SERIES CAPSULE

2023 at Home: 2-0
2023 on Road: 0-0
All-Time at Home: 8-6
All-Time on Road: 5-8
All-Time Totals: 13-14

STREAKS

Last 5 Games: 4-1
Last 10 Games: 7-3
Longest 2023 Winning Streak: 7
Longest 2023 Losing Streak: 4 (2x)
All-Time W/L: 258-245

LEAGUE STANDINGS

TEXAS LEAGUE 2ND HALF

North (W-L-PCT-GB)		
NW ARKANSAS	21-19	.525
WICHITA	21-20	.512
SPRINGFIELD	20-21	.488
ARKANSAS	16-24	.400
TULSA	15-26	.366

South (W-L-PCT-GB)		
AMARILLO	26-15	.634
MIDLAND	23-18	.561
FRISCO	22-19	.537
CORPUS CHRISTI	21-20	.512
SAN ANTONIO	19-22	.463

OVERALL

North (W-L-PCT-GB)		
*ARKANSAS	61-48	.560
TULSA	56-54	.509
SPRINGFIELD	54-56	.491
NW ARKANSAS	50-59	.459
WICHITA	49-60	.450

South (W-L-PCT-GB)		
AMARILLO	60-50	.545
*SAN ANTONIO	56-54	.509
MIDLAND	55-55	.500
CORPUS CHRISTI	54-56	.491
FRISCO	53-56	.486

*Clinched 1st half

TEAM LEADERS

AVERAGE: .271 - Roberts
HITS: 96 - Vukovich
2B: 19 - Vukovich
TRIPLES: 7 - Roberts
HOME RUNS: 20 - Vukovich
RBI: 83 - Vukovich
OPS: .918 - Roberts
SB: 16 - Castillo & Dalesandro
SO (P): 126 - Albright
SAVES: 8 - Backhus
ERA: 3.78 - Grammes
WINS: 7 - Albright

ATTENDANCE

Last: 3,522
Total: 273,725
Average: 5,475
No. of Sellouts: 21

HAVE A KEY: Neyfy Castillo exploded for the best game of his career with a four-hit night - all for extra bases. He set a career-high with four hits and recorded the first multi-home run game of his 373-game professional career. He also matched his career-high with a five-RBI game. His first five-RBI game came back on July 1, 2021, when he was with Low-A Visalia. His multi-home run game made it the seventh by an Amarillo player this year and also gave him a home run in two straight games after hitting a grand slam in the series opener on Tuesday. He is up to 14 on the year now, tied for the fourth-most by a Sod Poodle this season and the second-most in a single season of his career after hitting 21 during the 2021 season.

DIRTY THIRTY: A historic season continues for Ivan Melendez in 2023; his first full season in pro ball after being selected by the Arizona Diamondbacks with the 43rd overall pick in the 2022 MLB Draft. Melendez hit his 30th home run of the year with a solo blast on Wednesday night. He now finds himself tied for the 11th most home runs hit by a D-backs minor leaguer in a single season and is one of just 14 players in the farm system to ever eclipse the 30-home run mark. He also made it three-straight games with a home run, the second time he has done that in 25 games played with Amarillo. In those 25 games, he is already tied for the sixth-most home runs hit by a Sod Poodle this season. Since his arrival in Double-A on July 14th, Melendez ranks first in home runs, RBI (32), is tied for first in total bases (71), tied for second in SLG (.710) and XBH (16), and is tied for seventh in OPS (1.067).

VUKULAR: A.J. Vukovich added to his team lead with his 20th home run and another two RBI to give him 83 on the season. His 83 RBI are the second-most in a single season in franchise history, breaking the tie he had with Stone Garrett (2021) entering the day. Leandro Cedeño set the franchise record with 93 last season. His 20 home runs are the third-most in team history, trailing Cedeño who hit 30 last year, and Garrett who hit 25 during his 2021 season in Amarillo. The D-backs' no.10-rated prospect continues to add to what already is a single-season high and has now hit 50 career home runs in 301 games as a pro.

COME ON HOME: Amarillo set a single-season high with 17 runs, topping the previous high of 15 the club had set in the second game of a seven-inning doubleheader against Tulsa on July 3. All nine Amarillo starters scored, just the second time that has been done so far in 2023 (May 5 @ CC) and the eighth time in team history. Seven of the nine players each crossed the plate multiple times, led by Neyfy Castillo's three runs scored. It was the 23rd time this season a player has scored three times, with the last coming last Sunday against Tulsa by Deyvison De Los Santos.

WE ALL HIT: Along with all nine scoring, all nine of the starters each recorded a hit. It was the eighth time this year the team had accomplished that, with the last coming in game one of the doubleheader against Tulsa on July 3rd. Four Amarillo players recorded multiple hits, led by Neyfy Castillo's four-hit game.

LINSANITY AT THE DIAMOND: D-backs no. 4-rated prospect Yu-Min Lin secured his third Double-A win in his first six starts since a promotion from High-A Hillsboro. The lefty went 5.0 IP on Wednesday night and struck out seven. His seven strikeouts helped him eclipse 200 career strikeouts in his 33rd professional game. In his six starts so far for Amarillo, he has six or more strikeouts in all but one game.

BOMBS AWAY: Amarillo matched their season-high for home runs in a game with five. It was the fourth time this year swatting five long balls in a game and the first since July 15 at home against Frisco. The combo of Melendez/Castillo/Tawa all left the yard in the fifth inning, the third time this year Amarillo has hit three home runs in the same inning. The team now has hit 30 home runs in 14 games during the month of August, already the third-most HR in any single month this season. Amarillo tied the franchise high with 43 home runs last month. The 159 home runs hit this season are the second-most among all Double-A clubs and are tied for the 11th most in the minors this year. The Salem Red Sox (Low-A, Boston) have the fewest home runs of any full-season minor league club this year with 46 in 107 games.

SOD POODLES BREAKDOWN

At Home: 30-23
On the Road: 30-27
Day Games: 8-6
Night Games: 51-44
vs. RHP: 50-42
vs. LHP: 10-8
First Half: 34-35
Second Half: 26-15
April: 11-10
May: 10-16
June: 15-10
July: 15-9
August: 9-5
September: 0-0
Monday: 2-0
Tuesday: 7-10
Wednesday: 12-6
Thursday: 8-9
Friday: 4-13
Saturday: 16-4
Sunday: 11-8

Scoring First: 33-21
Opponent Scoring First: 27-29
Extra Innings: 2-3
Doubleheaders: 6-2
Commit An Error: 34-30
Commit No Errors: 26-20
Walk-Off Wins: 4
Walk-Off Losses: 3

vs. North 1st Half: 7-5
vs. South 1st Half: 27-30
vs. North 2nd Half: 18-8
vs. South 2nd Half: 8-7

Scoring 4+ Runs: 52-32
Opp. Scoring 4+ Runs: 28-48
Scoring 3 Or Fewer Runs: 8-18
Opp. Scoring 3 Or Fewer Runs: 32-2
Out-Hit Opponent/Tie: 49-18
Out-Hit By Opponent: 11-32
Lead After 6: 44-10
Trail After 6: 9-38
Tied After 6: 7-2
Lead After 7: 49-6
Trail After 7: 4-41
Tied After 7: 6-3
Lead After 8: 49-2
Trail After 8: 1-44
Tied After 8: 4-4

Series (W-L-T): 7-5-7

Game 1: 8-12
Game 2: 14-5
Game 3: 9-10
Game 4: 6-11
Game 5: 14-3
Game 6: 9-8
Series Sweeps: 1
Series Been Swept: 0



STARTING PITCHER



#27 PETER SOLOMON - RHP

HEIGHT: 6'4"

WEIGHT: 211

B/T: R/R

AGE: 26 (8/16/1996 in Washington, DC)

4 C

0-1

15/4 K/BB

3.26 ERA

LAST WIN: 8/25/22 @ LV w/ SUG (AAA) LAST SAVE: 5/11/21 @ ABQ (AAA) LONGEST 2023 OUTING: 5.2 Innings (8/11/23 @ TUL)

LAST HOME RUN ALLOWED: 7/30/2023 vs OKC (AAA) (Michael Busch, 1st inning, Solo) CAREER VS. ARK: FIRST APPEARANCE

- Was claimed off waivers by the Reno Aces from the Indianapolis Indians (AAA, PIT) on December 7, 2022.
- Invited to D-backs Spring Training in 2023 as a non-roster invitee....Appeared in three games (1 GS), going 0-0 with a 1.35 in 6.2 IP (4 H, 7 K, 3 BB)
- Had his contract selected by the D-backs on April 9, 2023 from Triple-A Reno and appeared in five games, going 0-0 with a 12.15 ERA over 13.1 IP
- In 14 appearances with Triple-A Reno in 2023 is 0-5 with a 11.23 ERA with six starts and 43 K, 25 BB with 66 hits allowed over 37.2 IP
- Made his Amarillo debut on June 22 in Corpus Christi, throwing 5.0 IP with one run coming on four hits with five strikeouts and a walk.
- Made his MLB debut with the Astros in 2021 after being selected in the 4th round of the 2017 MLB Draft out of Notre Dame.
- In 11 career MLB games is 1-0 with a 6.59 ERA

CAREER STATS

YEAR	TEAM	W-L	ERA	G	GS	CG	SHO	IP	H	R	ER	HR	HB	BB	SO	WP	GIDP	BAA
2017	GCL Astros (RK)	0-0	0.00	1	1	0	0	1.0	0	0	0	0	0	0	0	0	0	.000
2018	Quad Cities (A)	8-1	2.43	19	10	0	0	77.2	62	26	21	2	0	28	88	3	4	.218
	Buies Creek (A+)	1-0	1.96	5	3	0	0	23.0	16	5	5	0	0	4	26	1	2	.195
2019	Fayetteville (A+)	0-0	2.35	2	2	0	0	7.2	7	2	2	1	0	4	14	1	0	.241
2021	Sugar Land (AAA)	8-1	4.70	21	18	0	0	97.2	89	55	51	16	2	42	112	8	3	.235
	HOUSTON (MLB)	1-0	1.29	6	0	0	0	14.0	10	2	2	0	0	8	10	2	2	.217
2022	Sugar Land (AAA)	8-6	5.20	23	18	0	0	97.0	97	72	56	17	2	44	88	5	7	.257
	Indianapolis (AAA)	0-1	8.53	4	3	0	0	12.2	14	13	12	5	2	10	10	0	1	.269
2023	Reno (AAA)	0-5	11.23	14	6	0	0	37.2	66	50	47	9	2	25	43	1	5	.379
	ARIZONA (MLB)	0-0	12.15	5	0	0	0	13.1	17	18	18	2	1	11	6	1	1	.309
	Amarillo (AA)	0-1	3.26	4	4	0	0	19.1	23	12	7	3	1	4	15	6	1	.291
MINOR LEAGUE TOTALS		25-15	4.84	93	65	0	0	373.2	374	235	201	53	9	161	396	25	23	.256
MAJOR LEAGUE TOTALS		1-0	6.59	11	0	0	0	27.1	27	20	20	2	1	19	16	3	3	.267

2023 HIGHS (AA)

INNINGS: 5.2 IP (8/11 @ TUL)
HITS: 8 (7/5 @ SPR)
RUNS: 5 (6/29 vs TUL)
EARNED RUNS: 4 (6/29 vs TUL)
STRIKEOUTS: 5 (2x, Last: 7/5 @ SPR)
WALKS: 2 (8/11 @ TUL)
HOME RUNS: 1 (3x, Last: 7/5 @ SPR)
WINNING STREAK: --
LOSING STREAK: 1 G (8/11 @ TUL)
SHORTEST START: 4.0 IP (6/29 vs TUL)
PITCHES THROWN: 102 (8/11 @ TUL)

CAREER HIGHS

INNINGS: 7.0 IP (2x, Last: 7/13/21 vs TAC (AAA))
HITS: 10 (7/25/21 @ OKC (AAA))
RUNS: 8 (5/28/22 @ ELP (AAA))
EARNED RUNS: 8 (5/28/22 @ ELP (AAA))
STRIKEOUTS: 11 (4/8/19 @ FRE (A+))
WALKS: 5 (2x, Last: 7/19/23 @ RR (AAA))
HOME RUNS: 3 (2x, Last: 9/23/23 vs STP (AAA))
WINNING STREAK: 3 (7/23-8/5/2022 w/ SUG (AAA))
LOSING STREAK: 3 (5/17-28/2022 w/ SUG (AAA))
SHORTEST START: 1.1 IP (8/12/22 @ ELP (AAA))
PITCHES THROWN: 102 (8/11/23 @ TUL)

2023 SPLITS (AMA)

VS. RIGHT: .310/.370/.500, 13 H, 2 HR, 3B, 6 RBI, 7 K, 4 BB
VS. LEFT: .270/.282/.378, 10 H, HR, 2B, 4 RBI, 8 K
HOME: 1 G, 0-0, 9.00 ERA, 4.0 IP, 7 H, 5 R, 4 ER, HR, K, BB
ROAD: 3 GS, 0-1, 1.76 ERA, 15.1 IP, 16 H, 3 ER, 2 HR, 14 K, 3 BB
W/ RISP: .267/.250/.467, 4 H, 2B, 3B, 6 RBI, 3 K, 15 AB
DAY:
NIGHT: 4 GS, 0-1, 3.26 ERA, 19.1 IP, 23 H, 7 ER, 3 HR, 15 K, 4 BB
TEAM W/L IN STARTS: 2-2

OPPOSING STARTER - RHP BLAS CASTAÑO (0-0, 0.00 ERA)

CAREER VS. AMA: FIRST APPEARANCE

BATTER-PITCHER MATCH-UPS (2023)

SOD POODLES VS. BLAS CASTAÑO:

PLAYER	H	AB	AVG	XBH	HR	RBI	BB	SO
Tawa, T								
Roberts, C								
Vukovich, A								
Melendez, I								
De Los Santos, D								
Castillo, N								
D'Orazio, J								
Vicuña, K								
Chen, S								






TRAVELERS VS. PETER SOLOMON:

PLAYER	H	AB	AVG	XBH	HR	RBI	BB	SO
Rivas, L								
Packard, S								
Clase, J								
Perez Jr., R								
Rodriguez, A								
Gilliam, I								
Warmoth, L								
Anchia, J								
Hoover, C								

2023 HIGHS: Hits - 4, Runs - 3, RBI - 3, HR - 1, 2B - 2, 3B - 0, BB - 2, K - 3, SB - 0

2023 SPLITS:

LAST GAME: 2-for-5, 2B, 2 RBI, R, 2 K	LAST HOME RUN: 8/5 vs CC off VanWey (Solo)	CURRENT HITTING: 3
ARK SERIES: 3-for-8, 2B, 2 RBI, 2 R, BB, 2 K	LAST MULTI-HIT GAME: 8/16 vs ARK (2-for-5)	SEASON LONG HITTING: 6
TUL SERIES: 2-for-21, R, 2 BB, 8 K		CURRENT ON-BASE: 3
		SEASON-LONG ON-BASE: 14

-  Player of the Month (July, 2019), Baseball America Minor League All-Star (2019) and Baseball America Double-A All-Star (2019).
-  In his decorated 2019 season, he slashed .289/.388/.516 across three different teams while blasting 26 homers and 24 doubles through 122 games.
-  Made his MLB debut on 9/10/2021 with the D-backs and spent parts of the 2021 and 2022 seasons in the league with 43 career games played.
-  Had a four-hit performance on 5/31/23 vs. SPR, the first four-hit night by a Sod Poodle at home since 8/14/2022 by Leandro Cedeño, also against SPR
-  Hit the seventh walk-off home run in team history on Aug. 5 against Corpus Christi...Completed a five-run comeback.

2023 HIGHS: Hits - 4, Runs - 3, RBI - 5, HR - 2, 2B - 2, 3B - 1, BB - 2, K - 4, SB - 1

2023 SPLITS:

LAST GAME: 4-for-5, 2 HR, 2 2B, 5 RBI, 3 R	LAST HOME RUN: 8/16 vs ARK off Semple (2-Run)	CURRENT HITTING: 2
ARK SERIES: 5-for-9, 3 HR, 2 2B, 9 RBI, 4 R, 2 K	LAST MULTI-HIT GAME: 8/16 vs ARK (4-for-5)	SEASON LONG HITTING: 14
TUL SERIES: 1-for-16, BB, R, 11 K		CURRENT ON-BASE: 2
		SEASON-LONG ON-BASE: 15

- 👉 Had his first three-hit night in 2023 with a 3-for-4 performance against San Antonio...Had three-straight multi-hit games (6/11-14).
- 👉 Had a career-long hit streak of 14 games (6/4-28)...Surpassing his previous career-long of 13 games with Visalia (6/27-7/17/21).
- 👉 **Recorded a home run in three straight games for the first time in his professional career from July 15-18.** Had five separate consecutive HR games for Low-A Visalia during the 2021 season in which he set a single-season career-high with 21 home runs.
- 👉 Hit .317 (20-for-63) with five home runs, three doubles, 15 RBI, and 12 runs scored in 17 games during the month of July.
- 👉 Posted a career night on 8/16 vs ARK, going 4-for-5 (2 HR, 2 2B, 5 RBI).....Set a career-high for hits in a game along with his first multi-HR game of career.

2023 HIGHS: Hits - 3, Runs - 2, RBI - 2, HR - 1, 2B - 1, 3B - 0, BB - 2, K - 3, SB - 1

2023 SPLITS:

LAST GAME: 1-for-5, R, 2 K ARK SERIES: 1-for-5, R, 2 K TUL SERIES: 2-for-8, R, 2 BB, K	LAST HOME RUN: 4/13 vs. CC off Cobos LAST MULTI-HIT GAME: 6/23 @ CC (2-for-4)	CURRENT HITTING: 4 SEASON LONG HITTING: 7 CURRENT ON-BASE: 10 SEASON-ON-ON-BASE: 10
-------------------------------------------------------------------------------------------------------------------	------------------------------------------------------------------------------------------------	--------------------------------------------------------------------------------------------------------------------------

- 🏆 2017 World Series Champion (HOU).
- 🏆 Made his MLB Debut on 9/18/2013 with the New York Mets and collected his first single that night off 3-time All-Star Matt Cain.
- 🏆 Set a career-high with 15 home runs including 14 in 81 games with Amarillo in 2022.
- 🏆 Named a Texas League Post-Season All-Star (2022) and the MiLB.com Organization All-Star (2022, ARI).
- 🏆 In the month of April this season, he slashed .277/.340/.340 with a homer and six RBI in 13 games...Among teammates with at least 10 games played in the month, his average was good for third with his hits (13) tying sixth and his six multi-hit performances ranking second.

2023 HIGHS: Hits - 1, Runs - 1, RBI - 2, HR - 1, 2B --, 3B --, BB - 2, K - 3, SB --

2023 SPLITS:






LAST GAME: 1-for-4, HR, 2 RBI, R, 3 K	LAST HOME RUN: 8/12 @ TUL off Ryan (2-Run)	CURRENT HITTING: 3
ARK SERIES:	LAST MULTI-HIT GAME: 7/27 vs. ACL CLE (Rk) (2-for-4)	SEASON LONG HITTING: 3
TUL SERIES: 1-for-4, HR, 2 RBI, R, 3 K		CURRENT ON-BASE: 3
		SEASON-LONG ON-BASE: 3

- 👉 Signed by the Arizona Diamondbacks as a minor-league free agent on July 2, 2019
- 👉 Made his professional debut during the 2021 season with Low-A Visalia...Recorded two hits and three RBI in his first game.
- 👉 Ended his first pro season hitting .198 in 83 games with six HR between Visalia and three games in the Arizona Complex League.
- 👉 Combined to hit .236 in 88 games between Visalia and High-A Hillsboro during the 2022 season...Hit 21 doubles between the two.
- 👉 Began the 2023 season with Hillsboro, hitting .207 in 59 games for the Hops.
- 👉 Was assigned to the ACL on July 13 and proceeded to hit .357 in nine games.
- 👉 Hit a home run in his Double-A debut for his first hit with Amarillo, going 1-for-2 with two walks on Aug. 3 vs Corpus Christi

2023 HIGHS: Hits - 3, Runs - 1, RBI - 1, HR --, 2B - 1, 3B - 1, BB - 1, K - 2, SB --

2023 SPLITS:

LAST GAME: 0-for-4	LAST HOME RUN: 7/9 vs VAN (A+) off Harrison (Solo)	CURRENT HITTING: 0
ARK SERIES: 0-for-4	LAST MULTI-HIT GAME: 8/13 @ CC (3-for-5)	SEASON LONG HITTING: 8
TUL SERIES: 3-for-17, 2B, 2 RBI, R, 3 K		CURRENT ON-BASE: 0
		SEASON-LONG ON-BASE: 8

 Traded to the Arizona Diamondbacks from the Toronto Blue Jays on Sept. 1, 2021 along with LHP Yaifer Perdomo as the PTBNL in the Joakim Soria trade.
 **Currently ranked as the D-backs' no. 26 rated prospect (MLB Pipeline)**
 Hit just two home runs during his first two professional seasons in the Blue Jays system (74 games)...**Has hit 10 in 173 games with ARI.**
 **Has a hit in 13 of his first 19 Double-A games with 6 XBH...**First 3-hit night with Amarillo on July 29 at Midland.
 **Ranks in the top 10 in the D-backs farm system this year in: 2B (22, T-4th), hits (100, 5th), AVG (.302, 5th), XBH (34, T-10th), total bases (154, 10th), and SLG (.465, 10th).**

#5 NICK DALESANDRO - OF					2023 HIGHS: Hits - 3, Runs - 3, RBI - 3, HR - 1, 2B - 1, 3B - 1, BB - 2, K - 3, SB - 2														
HEIGHT: 5'11"					WEIGHT: 175		B/T: R/R		AGE: 26 (10/3/1996 in Joliet, IL)					2023 SPLITS:					
G	AVG	OBP	SLG	AB	R	H	2B	3B	HR	RBI	BB	SB/ATT	SO	V.RHP	V.LHP	HOME	AWAY	RISP	
55	.224	.302	.292	161	27	36	4	2	1	12	17	16/19	42	.223	.226	.260	.190	.214	
LAST GAME: 0-for-4, R, K						LAST HOME RUN: 7/4 @ SPR off Hence (Solo)							CURRENT HITTING: 0						
ARK SERIES: 0-for-4, R, K						LAST MULTI-HIT GAME: 7/8 (2) @ SPR (2-for-4)							SEASON LONG HITTING: 13						
TUL SERIES: 1-for-4, 3 R, 2 SB, K													CURRENT ON-BASE: 0						
													SEASON-LONG ON-BASE: 13						

- Logged 42 combined games across three levels in 2019, hitting .256 (34-for-133), ending the year with a hit in 15 of his final 19 games played.
- Played the entire 2021 season with High-A Hillsboro with 57 games behind the plate (53 GS), 15 games in RF (14 GS), and three games in LF (2 GS), hitting his first career HR on 6/9 vs TRI, an inside-the-park HR.
- Posted his first 3-hit game in 2023 on June 15 vs SA....First 3-hit game since June 4, 2022 vs MID.
- Hit his first home run of the 2023 season on July 4 @ SPR...Was just his fourth professional home run and third out of the park home run.
- Logged the longest hit streak of his professional career with his 13-game stretch from May 28 - July 4....Previous career-long was nine games.

#13 DEYVISON DE LOS SANTOS - INF															2023 HIGHS: Hits - 3, Runs - 3, RBI - 3, HR - 1, 2B - 2, 3B - 1, BB - 2, K - 3, SB - 1									
HEIGHT: 6'1"					WEIGHT: 185					B/T: R/R					AGE: 20 (6/21/1993 in Santo Domingo, Dominican Republic)					2023 SPLITS:				
G	AVG	OBP	SLG	AB	R	H	2B	3B	HR	RBI	BB	SB/ATT	SO	V.RHP	V.LHP	HOME	AWAY	RISP						
89	.241	.292	.371	353	52	85	11	1	11	43	23	3/3	96	.241	.242	.291	.187	.253						
LAST GAME: 2-for-5, RBI, 2 R						LAST HOME RUN: 8/13 @ TUL off Little (2-Run)						CURRENT HITTING: 4												
ARK SERIES: 4-for-9, 2B, RBI, 2 R, 2 K						LAST MULTI-HIT GAME: 8/16 vs ARK (2-for-5)						SEASON LONG HITTING: 12												
TUL SERIES: 6-for-22, HR, 2B, 3 RBI, 7 R, 5 K												CURRENT ON-BASE: 4												
												SEASON-LONG ON-BASE: 16												

- Is currently ranked as the D-backs' no.5-rated prospect
- Named the NWL Player of the Week (7/31/22), MiLB.com Organization All-Star (2022) and Single-A Postseason All-Star (Baseball America).
- Won the batting title in the California League in 2022, hitting .329 in 78 games played for Visalia despite a promotion to Hillsboro on July 22, 2022.
- Had a season-high 12-game hit streak (6/29 - 7/25) that included seven multi-hit games during the streak...Had a 14-game streak from 7/8-28/22
- Since returning to the active roster on July 14th, he is hitting .321 (34-for-106) with seven doubles, four home runs, a triple, and 16 RBI.
- Has been named D-backs' MiLB Player of the Month three times: June (2022), July (2022), July (2023).

#43 IVAN MELENDEZ - INF										2023 HIGHS: Hits - 3, Runs - 3, RBI - 4, HR - 2, 2B - 1, 3B - 1, BB - 1, K - 4, SB --												
HEIGHT: 6'3"			WEIGHT: 225			B/T: R/R			AGE: 23 (1/24/2000 in El Paso, TX)							2023 SPLITS:						
G	AVG	OBP	SLG	AB	R	H	2B	3B	HR	RBI	BB	SB/ATT	SO	V.RHP	V.LHP	HOME	AWAY	RISP				
25	.300	.357	.710	100	22	30	3	1	12	32	6	0/2	38	.258	.636	.328	.262	.265				
LAST GAME: 2-for-4, HR, 3 RBI, 2 R, BB, 2 K						LAST HOME RUN: 8/16 vs ARK off Semple (Solo)								CURRENT HITTING: 3								
ARK SERIES: 4-for-7, 2 HR, 4 RBI, 4 R, 2 BB, 2 K						LAST MULTI-HIT GAME: 8/16 vs ARK (2-for-4)								SEASON LONG HITTING: 7								
TUL SERIES: 4-for-20, 2 HR, 6 RBI, 2 R, 2 BB, 7 K														CURRENT ON-BASE: 3								
														SEASON-LONG ON-BASE: 7								

- Selected by the Arizona Diamondbacks in the 2nd round (#43 overall) of the 2022 MLB Draft out of the University of Texas.
- Currently ranked as the D-backs' no. 8-rated prospect
- Began 2023 with High-A Hillsboro where he hit .270 in 58 games while setting the Hops single-season franchise-record with 18 HR....Was named NWL Player of the Week on June 25 after becoming the first Hops player to hit for the Cycle at Ron Tonkin Field on June 23 vs Everett.
- Currently leads the D-backs' system with 30 HR and is T-2nd in all MiLB... One of just 14 players to ever have a 30+ HR in the D-backs farm system.
- Since arriving in AA on July 14th, is 1st for the most HR (12) and RBI (32), T-1st in TB (71), 2nd in SLG (.710), T-2nd in XBH (16), and 7th in OPS (1.067).
- Became just the second Amarillo player with more than one multi-HR game this season (A.J. Vukovich) doing so in his first seven games with Amarillo.










#7 CALEB ROBERTS - OF										2023 HIGHS: Hits - 4, Runs - 3, RBI - 4, HR - 2, 2B - 2, 3B - 1, BB - 4, K - 4, SB - 1												
HEIGHT: 6'1"					WEIGHT: 195		B/T: L/R		AGE: 23 (2/9/2000 in West Palm Beach, FL)					2023 SPLITS:								
G	AVG	OBP	SLG	AB	R	H	2B	3B	HR	RBI	BB	SB/ATT	SO	V. RHP	V. LHP	HOME	AWAY	RISP				
75	.271	.382	.536	280	63	76	18	7	14	52	48	11/13	91	.281	.211	.333	.214	.301				
LAST GAME: 1-for-4, 2B, RBI, 2 R, BB										LAST HOME RUN: 8/6 vs CC, off Macuare (Solo)								CURRENT HITTING: 1				
ARK SERIES: 1-for-4, 2B, RBI, 2 R, BB										LAST MULTI-HIT GAME: 8/11 @ TUL (2-for-3)								SEASON LONG HITTING: 9				
TUL SERIES: 5-for-16, 2 2B, 3 RBI, 5 R, 7 BB, 4 K																		CURRENT ON-BASE: 13				
																		SEASON-LONG ON-BASE: 19				

- Had a season-high nine game hit streak, where he is hit .400 (16-for-40, 2 HR, 3 2B, 3B, 7 RBI, 3 BB, 8 R) from June 28-August 9
- Became the first Sod Poodle to ever homer in four straight games, doing so from June 30 - July 3...Has hit 11 home runs since June 25 (36 G) including his first career grand slam on July 3...It was Amarillo's second in 2023, and the 13th overall in franchise-history.
- Logged the second multi-HR game of his professional career on July 15 vs Frisco...Set his single-season career-high for HR during the performance.
- Was named Texas League Player of the Week for June 26 - July 2 after hitting .438 (7-for-16) with 3 HR, 2 2B, 4 RBI, 3 BB, .550 OBP, 1.125 SLG vs Tulsa.
- Set a career-high with a four-hit game on August 1 vs. CC where he fell a home run shy of the cycle...His seven triples currently leads the league.







#10 TIM TAWA - OF										2023 HIGHS: Hits - 3, Runs - 3, RBI - 5, HR - 2, 2B - 2, 3B - 1, BB - 2, K - 3, SB - 1												
HEIGHT: 6'0"				WEIGHT: 196		B/T: R/R		AGE: 23 (4/7/1999 in West Linn, OR)						2023 SPLITS:								
G	AVG	OBP	SLG	AB	R	H	2B	3B	HR	RBI	BB	SB/ATT	SO	V.RHP	V.LHP	HOME	AWAY	RISP				
92	.257	.336	.478	335	59	86	15	1	19	65	41	8/15	94	.261	.231	.291	.224	.284				
LAST GAME: 1-for-4, HR, 2 RBI, 2 R, BB						LAST HOME RUN: 8/16 vs ARK off Benitez (2-Run)								CURRENT HITTING: 7								
ARK SERIES: 3-for-9, HR, 2 RBI, 3 R, BB						LAST MULTI-HIT GAME: 8/15 vs ARK (2-for-5)								SEASON LONG HITTING: 10								
TUL SERIES: 6-for-20, 2 HR, 2 2B, 6 RBI, 4 R, 7 BB, 3 K														CURRENT ON-BASE: 7								
														SEASON-LONG ON-BASE: 13								

- Recorded his first career multi-HR game on 6/29 vs TUL, going 2-for-4 with two HR and five RBI...His five RBI also tied his career-high (June 17, 2021)
- Hit his first career grand slam on July 9 on the road in Springfield...Included his second five RBI game in 2023 and third overall in his professional career.
- He hit his 14th home run of the season on July 15 against Frisco which set a single-season career-high for home runs by the former Stanford Cardinal.
- Set a single-season career-high for RBI with 55 on the season after a 3-RBI night on Aug. 1 vs CC...Previous high was 53 during the 2022 season.
- Is one of just three players with more than one multi-HR game this season along with A.J. Vukovich and Ivan Melendez...Both games have come against TUL.







#17 JESUS VALDEZ - INF					2023 HIGHS: Hits - 3, Runs - 1, RBI - 3, HR - 1, 2B --, 3B --, BB --, K - 1, SB - 1														
HEIGHT: 5'9"			WEIGHT: 175		B/T: R/R AGE: 25 (12/29/1997 in Bani, Dominican Republic)										2023 SPLITS:				
G	AVG	OBP	SLG	AB	R	H	2B	3B	HR	RBI	BB	SB/ATT	SO	V. RHP	V. LHP	HOME	AWAY	RISP	
2	.600	.600	1.200	5	1	3	-	-	1	3	-	1/1	1	.600	---	---	.600	.000	
LAST GAME: 3-for-5, HR, 3 RBI, R, K						LAST HOME RUN: 8/13 @ TUL off Reyes (2-Run)								CURRENT HITTING: 1					
ARK SERIES:						LAST MULTI-HIT GAME: 8/13 @ TUL (3-for-5)								SEASON LONG HITTING: 1					
TUL SERIES: 3-for-5, HR, 3 RBI, R, K														CURRENT ON-BASE: 1					
														SEASON-LONG ON-BASE: 1					

 Originally signed by the Los Angeles Dodgers to a minor league contract on July 3, 2017
 Appeared in 60 games with the DSL Dodgers in 2018, hitting .230 with 11 doubles, four triples, six home runs, and 27 RBI
 Was traded to the Pittsburgh Pirates on August 31, 2018 for David Freese
 Appeared in 81 games in the Pirates organization between 2019-2021 where he hit .269 with 13 doubles, a triple, 10 home runs, and 42 RBI
 Had his best season with PIT during the 2019 season with SS-Rk Bristol, hitting .292 in 55 games (12 2B, 3B, 5 HR, 34 RBI)
 After hitting a combined .212 in 26 games between High-A and Double-A in 2021, was released by the Pirates on July 28th, 2021
 Appeared in 48 games with the Ogden Raptors in 2022, hitting .378 with 20 XBH and 53 RBI.
 Signed by the Arizona Diamondbacks on Oct. 25, 2022 and assigned to Hillsboro...In 65 games with the Hops, hit .233 (12 2B, 4 3B, 10 HR, 38 RBI).
 Hit a HR in his first appearance as a position player with Amarillo on 8/13 @ TUL...Went 3-for-5 with three RBI.

#1 KEVIN VICUNA - INF					2023 HIGHS: Hits - 4, Runs - 3, RBI - 3, HR - 1, 2B - 1, 3B - 0, BB - 2, K - 2, SB - 0														
HEIGHT: 6'0"					WEIGHT: 140		B/T: R/R		AGE: 25 (1/14/1998 in Puerto La Cruz, Venezuela)							2023 SPLITS:			
G	AVG	OBP	SLG	AB	R	H	2B	3B	HR	RBI	BB	SB/ATT	SO	V. RHP	V. LHP	HOME	AWAY	RISP	
28	.270	.350	.449	89	17	24	4	0	4	11	9	0/0	17	.275	.222	.341	.208	.208	
LAST GAME: 1-for-4, 2 R					LAST HOME RUN: 8/15 vs ARK off Tyler (Solo)									CURRENT HITTING: 3					
ARK SERIES: 3-for-9, HR, RBI, 4 R, K					LAST MULTI-HIT GAME: 8/15 vs ARK (2-for-5)									SEASON LONG HITTING: 7					
TUL SERIES: 6-for-15, HR, 2B, 4 RBI, 3 R, K																			

 Signed by the Arizona Diamondbacks as a minor league free agent on 5/3/23.
 Former Mid-Season All-Star (2018, Lancaster JetHawks).
 Entering his eighth season of pro ball, having split time in the Toronto Blue Jays, Philadelphia Phillies and now the D-backs farm system.
 In his debut 2015 season with the DSL Blue Jays, he slashed .268/.354/.304 with three doubles and triples, 20 RBI and 10 swiped bags in 62 games.
 Recorded his first multi-hit game since 9/18/22 when he had a four-hit game on Corpus Christi on 8/5...Tied his career-high in hits during the process.
 Hitting in the lead off spot for the first time this year, swatted his first career lead off HR on Aug. 5 vs Corpus Christi.

#19 A.J. VUKOVICH - INF										2023 HIGHS: Hits - 3, Runs - 4, RBI - 7, HR - 3, 2B - 2, 3B - 1, BB - 2, K - 4, SB - 1									
HEIGHT: 6'5"					WEIGHT: 210		B/T: R/R		AGE: 22 (7/20/2001 in Mukwonago, WI)					2023 SPLITS:					
G	AVG	OBP	SLG	AB	R	H	2B	3B	HR	RBI	BB	SB/ATT	SO	V. RHP	V. LHP	HOME	AWAY	RISP	
92	.264	.336	.504	363	72	96	19	4	20	83	37	13/17	110	.273	.222	.306	.232	.331	
LAST GAME: 1-for-3, HR, 2 RBI, 2 R, 2 BB							LAST HOME RUN: 8/16 vs ARK off Semple (2-Run)							CURRENT HITTING: 2					
ARK SERIES: 3-for-8, HR, 4 RBI, 2 R, 2 BB, 2 K							LAST MULTI-HIT GAME: 8/15 vs ARK (2-for-5)							SEASON LONG HITTING: 11					
TUL SERIES: 5-for-22, 2 2B, 5 RBI, 3 R, 5 BB, 5 K														CURRENT ON-BASE: 9					
														SEASON-LONG ON-BASE: 16					

 After being drafted 119th overall out of high school, the D-Backs' number 10 prospect made his professional debut with the Visalia Rawhide on 5/4/2021.
 He earned the 5th best batting average (.276, 129-for-468) in the D-backs organization among players with at least 115 games played in 2022.
 Hit the first Grand Slam for Amarillo in 2023 (6/4 vs SPR) and was the first AMA player in 2023 with a multi-HR effort in the same game (2, 6/10 @ MID)
 First Sod Poodles player ever with multiple Grand Slams in the same season and one of two players to hit multiple GS for Amarillo (Eduardo Diaz)
 Became just the second player in Sod Poodles history with a three-HR game, doing so on July 3 vs TUL joining Edward Olivares (May 5, 2019)...
 It was the first three-HR game of his professional career. He also set a career-high with seven RBI which also tied the Sod Poodles franchise-high (Dominic Fletcher, 5/8/2022).
 His 20 home runs this year are third most in a single season in team history while his 83 RBI are the second-most.

TEAM BATTING

OVERALL

	AVG	G	AB	R	H	TB	2B	3B	HR	RBI	BB	SO	SB	CS	OBP	SLG	OPS
	.272	110	3738	683	1017	1754	206	27	159	635	416	1035	146	44	.352	.469	.821

MONTHLY

APRIL	.260	21	718	120	187	307	33	6	25	112	79	214	35	8	.336	.428	.764
MAY	.236	26	845	123	199	319	41	5	23	114	95	231	33	9	.318	.378	.696
JUNE	.296	25	883	170	261	443	52	8	38	158	95	232	32	10	.375	.502	.877
JULY	.283	24	788	166	223	419	53	7	43	152	94	222	31	11	.370	.532	.902
AUGUST	.292	14	504	104	147	266	27	1	30	99	53	136	15	6	.365	.528	.893
SEPTEMBER	-	-	-	-	-	-	-	-	-	-	-	-	-	-	-	-	-

HOME VS. ROAD

HOME	.305	53	1813	386	553	1011	110	12	108	367	172	496	73	15	.373	.558	.931
ROAD	.241	57	1925	297	464	743	96	15	51	268	244	539	73	29	.333	.386	.719

SITUATIONAL SPLITS

	AVG	G	AB	H	TB	2B	3B	HR	RBI	BB	SO	OBP	SLG	OPS
VS RIGHT	.273	110	3134	857	1492	179	21	138	546	359	871	.356	.476	.832
VS LEFT	.265	56	604	160	262	27	6	21	89	57	164	.332	.434	.766
W/ RISP	.279	110	1103	308	529	67	11	44	470	158	327	.370	.480	.850
TEAM IS AHEAD	.263	86	1481	390	652	96	11	48	246	172	403	.350	.440	.790
TEAM IS BEHIND	.285	84	1470	419	715	67	8	71	265	169	406	.365	.485	.851

HOME RUNS

MULTI-RBI GAMES

MULTI-HIT GAMES

PLAYER	SOLO	2R	3R	GS	TOTAL	2	3	4	5+	TOTAL	2	3	4	5+	TOTAL
Beer	6	2			8	10	1			11	13	2	2		17
Bliss	8	3	1		12	8	3			11	23	12			35
Carrion						1				1					
Castillo	6	4	3	1	14	3	3	2	1	9	9	4	1		14
Centeno	1				1	3				3	12	2			14
Chen	1	1			2	1				1					
D'Orazio											3	2			5
Dalesandro	1				1		1			1	6	2			8
De Los Santos	3	7	1		11	6	3			9	22	4			26
Del Castillo	6	4	2		12	5	3	2		10	16	1			17
Duzenack	4		1	1	6	7	3	1		11	10	6			16
English	4	1	1		6	3	1	1		5	5				5
Enriquez						3				3	4	1	1		6
Guzman		1			1	1	1			2	1	1			2
Lawlar	6	7	2		15	6	2	1		9	21	4			25
Melendez	7	3	2		12	3	3	3		9	8	2			10
Roberts	8	4	1	1	14	9	3	1		13	19	3	1		23
Tawa	10	6	2	1	19	10	4		2	16	22	4			26
Valdez		1			1		1			1		1			1
Vicuña	2		2		4		2			2	1	2	1		4
Vukovich	11	4	3	2	20	7	7	4	2	20	18	7			25
Watkins						1				1					
TOTALS:	84	48	21	6	159	87	41	15	5	148	212	60	6	0	278

HOME RUN VARIANTS

WALK-OFF HR (1): Beer (8/5 vs CC, 9th inning, solo)

BACK-TO-BACK HR (6): English/Vukovich (4/16 vs CC, 7th inning); Roberts/Vukovich (6/3 (1) vs. SPR, 6th inning); Del Castillo/De Los Santos (6/13 vs SA, 7th inning); Beer/Roberts (7/1 vs TUL, 6th inning); Lawlar/Vukovich (7/3 (1) vs TUL, 1st inning); Roberts/Melendez (7/23 vs WCH, 1st inning);

MULTI-HR GAMES (7): Melendez (2x, 7/18 vs WCH, 7/23 vs WCH); Tawa (2x, 6/29 vs TUL, 8/12 @ TUL); Vukovich (6/10 @ MID); Roberts (7/15 vs FRI); Castillo (8/16 vs ARK)

THREE-HR GAMES (1): Vukovich (7/3 (1) vs TUL)

EXTRA-INNING HR (0):

GRAND SLAMS (6): Vukovich (2x, 6/4 vs. SPR, 5th inning; 8/2 vs CC, 4th inning); Roberts (7/3 (2) vs TUL, 5th inning); Tawa (7/9 @ SPR, 3rd inning); Duzenack (7/30 @ MID, 7th inning); Castillo (8/15 vs ARK, 5th inning)

INSIDE-THE-PARK HR (1): Lawlar (7/3 (1) vs TUL, 1st inning)

PINCH-HIT HR (0):

HR IN CONSECUTIVE GAMES (20): Vukovich (4x: 5/5-6 @CC; 6/1-6/3 G1 vs SPR; 6/17-18 vs SA; 7/21-22 vs WCH); Del Castillo (3x: 5/30-31 vs. SPR; 6/8-10 @ MID; 7/8 @ SPR); Bliss (2x: 5/5-6 @ CC; 6/10 @MID - 6/13 vs SA); Castillo (2x: 7/15-16 vs FRI; 8/15-16 vs ARK); Tawa (2x: 5/28 @ SA - 5/30 vs. SPR; 6/3/4 vs. SPR); Roberts (2x: 6/25 @ CC, 6/28 vs TUL; 6/30-7/1 vs TUL); Melendez (2x: 7/14-15 vs FRI; 8/12 @ TUL - 8/15 vs ARK); Lawlar (4/15 vs. CC - 4/18 @ NWA); English (4/23 @ NWA - 4/25 vs. FRI); ; De Los Santos (7/18-19 vs WCH)

HR IN THREE CONSECUTIVE GAMES (3): Melendez (2x: 7/14-15 vs FRI, 7/18 vs WCH; 8/12 @ TUL - 8/15-16 vs ARK); Castillo (7/15-16 vs FRI, 7/18 vs WCH)

HR IN FOUR CONSECUTIVE GAMES (1): Roberts (6/30 - 7/3 vs TUL)

LEAD OFF HR (9): Bliss (6x: 4/27 vs. FRI; 5/10 vs. MID; 5/18 @ FRI; 6/10 @ MID; 6/13 vs SA; 6/22 @ CC); Tawa (6/4 vs. SPR); Duzenack (6/11 @ MID); Vicuña (8/5 vs CC)

STARTS BY BATTING ORDER (TEAM RECORD)										STARTS BY POSITION (TEAM RECORD)								
PLAYER	1	2	3	4	5	6	7	8	9	C	1B	2B	3B	SS	LF	CF	RF	DH
Beer			3-1	31-17	4-3						29-19							9-2
Bliss	32-36											26-29		5-5				2-2
Carrion									1-0						1-0			
Castillo						1-1	9-6	16-22	11-6		2-3				4-4	5-7	24-14	2-7
Centeno		1-2	2-1	0-2		6-0	7-4	10-8	4-6	20-12								10-11
Chen									3-0			3-0						
D'Orazio							3-1	4-3	4-4	9-5								2-3
Dalesandro							2-2	5-1	19-19	0-1					5-2	15-17	6-2	
De Los Santos				10-9	13-20	23-8	3-3				13-12		35-25					1-3
Del Castillo		1-0	0-2	4-4	16-8	4-10	6-8			17-24								14-8
Duzenack	12-5	3-1				0-2	2-4	4-4	5-0			6-5	3-6	7-3	6-1	2-1	2-0	
English			7-5	1-0	1-1		1-0	1-1			8-3				1-2			2-2
Enriquez	1-1	0-1	4-8	0-1	1-0	1-0	3-7	7-2	2-6							2-0	15-24	2-2
Guzman							2-3		2-2						3-4		1-1	
Lawlar	5-1	42-41												44-40				2-2
Melendez			1-0	8-6	6-4						5-2		8-8					2-0
Roberts	5-2	9-2	8-14	1-1	2-4	3-5	12-5	0-1		14-8	2-5				15-14		2-4	7-3
Tawa	2-4	4-3		1-1	11-6	14-17	10-7	7-4				22-14	1-4		10-7	10-11	4-3	2-2
Valdez								1-0				1-0						
Vicuña	3-1							5-4	7-5			2-2	4-1	4-2	2-5		3-0	0-1
Vukovich			35-19	4-9	6-4	8-7					1-6		9-6		12-10	26-14	3-1	2-2
Watkins									2-2						1-1		0-1	1-0

8+ GAME HITTING STREAKS (CURRENT IN BOLD)		
PLAYER	LENGTH / DATES	STREAK STATS
Castillo	14 G, 6/4-28	.352 (19-for-54), 3 HR, 2 2B, 3B, 12 RBI, 12 R, 4 SB
Dalesandro	13 G, 5/28-7/4	.409 AVG (18-for-44), HR, 2 2B, 2 3B, 5 RBI, 4 BB, 6 SB, 10 R
De Los Santos	12 G, 6/29-7/25	.408 (20-for-49), 2 HR, 2 2B, 3B, 11 RBI, 10 R, BB
Duzenack	12 G, 6/15-7/4	.449 AVG (22-for-49) 5 2B, 3 HR, 14 RBI, 13 R, 4 BB
English	12 G, 4/19-5/2	.370 AVG (17-for-46), 6 2B, 4 HR, 16 RBI, 7 BB, 8 R
Vukovich	11 G, 4/29-5/16	.348 AVG (16-for-46), 3 2B, 3 HR, 3B, 9 RBI, BB, 9 R
Bliss	10 G, 4/6-4/19	.438 AVG (21-for-48), 3 2B, 2 3B, HR, 8 RBI, 8 R
Del Castillo	10 G, 5/19-5/31	.406 AVG (13-for-32), 2 2B, 2 HR, 8 RBI, 9 BB, 7 R
Tawa	10 G, 5/28-6/15	.395 AVG (15-for-38), 4 HR, 2 2B, 10 RBI, 3 BB, 6 R
Bliss	9 G, 6/8-18	.395 AVG (17-for-43), 3 HR, 4 2B, 3B, 13 RBI, 10 R
Bliss	9 G, 5/23-6/3	.357 AVG (15-for-42), 2B, 3B, 2 BB, 3 RBI, 6 SB, 8 R
Bliss	9 G, 5/4-5/14	.459 (17-for-37), 4 2B, 4 HR, 8 RBI, 4 BB, 10 R, 3 SB
Lawlar	9 G, 7/30-8/10	.385 AVG (15-for-39), 3 2B, 2 HR, 9 RBI, 13 R, 4 BB
Lawlar	9 G, 6/6-15	.410 AVG (16-for-39), 2 HR, 4 2B, 3B, 4 RBI, 4 BB, 14 R
Lawlar	9 G, 5/23-6/3	.389 AVG (14-for-36), 3 2B, 2 HR, 3 BB, 6 RBI, 3 SB, 6 R
Roberts	9 G, 7/28-8/9	.400 AVG (16-for-40), 2 HR, 3 2B, 3B, 7 RBI, 8 R, 3 BB
Bliss	8 G, 6/28-7/6	.424 AVG (14-for-33), 6 2B, HR, 4 RBI, 7 BB, 9 SB, 11 R

MULTI-RUN INNINGS		
RUNS	NO. OF TIMES	LAST
2	76	8/16 vs ARK, 3rd inning
3	35	8/13 @ TUL, 6th inning
4	26	8/16 vs ARK, 2nd inning
5	12	8/16 vs ARK, 8th inning
6	8	8/2 vs CC, 4th inning
7	5	6/29 vs TUL, 1st inning
8+	-	

SCORE BY INNING												
	1	2	3	4	5	6	7	8	9	10	11+	TOTAL
OPP	83	69	83	79	90	93	73	46	43	2	3	663
AMA	82	71	79	68	89	69	106	77	37	3	2	683

ERRORS BY POSITION		
POSITION	SOD POODLES	OPPONENT
C	12	10
1B	8	11
2B	14	10
3B	17	13
SS	13	16
LF	2	3
CF	3	3
RF	3	3
P	9	13
TOTAL	81	82

CATCHER'S BOX (W/L BASED ON STARTS)						
PLAYER	CS	SB	ATT	CS %	PB	W-L
Centeno	8	30	38	.211	3	20-12
D'Orazio	6	13	19	.316	1	9-5
Dalesandro	0	4	4	.000	0	0-1
Del Castillo	14	38	52	.269	7	17-24
Roberts	7	28	35	.200	6	14-8
TOTAL	35	113	148	.236	17	60-50

TEAM FIELDING						
%	G	PO	A	E	DP	PB
.979	110	2862	906	81	68	17

AMARILLO HAVE 5 OR FEWER HITS		
DATE	HITS	OPPONENT
4/15	4	CC
4/20	4	@NWA
4/22	3	@NWA
4/27	5	FRI
5/2	5	@CC
5/4	2	@CC
5/12	5	MID
5/14 (G2)	4	MID
5/16	2	@FRI
5/18	2	@FRI
5/19	4	@FRI
5/21	4	@FRI
5/26	5	@SA
6/20	4	@CC
7/8 (1)	5	@ SPR
7/20	5	vs WCH
7/21	5	vs WCH
8/10	5	@ TUL
8/11	3	@ TUL
TOTAL: 19 (6 HOME, 13 ROAD)		

OPPONENTS HAVE 5 OR FEWER HITS		
DATE	HITS	OPPONENT
4/7	3	@FRI
4/19	2	@NWA
4/20	4	@NWA
4/27	5	FRI
5/2	3	@CC
5/3	5	@CC
5/4	5	@CC
5/14 (G1)	2	MID
5/21	3	@FRI
5/26	5	@SA
5/27	2	@SA
5/30	3	SPR
6/1	5	SPR
6/3 (G2)	4	SPR
6/7	3	@MID
6/11	3	@ MID
6/24	5	@ CC
6/25	5	@ CC
7/15	5	vs FRI
7/16	3	vs FRI
8/3	5	vs CC
8/9	4	@ TUL
TOTAL: 22 (8 HOME, 14 ROAD)		

AMARILLO HAVE 10 OR MORE RUNS		
DATE	RUNS	OPPONENT
4/12	13	CC
4/14	10	CC
4/26	12	FRI
4/29	11	FRI
5/5	12	@CC
5/14 (G1)	10	MID
6/8	12	@MID
6/10	13	@ MID
6/13	15	vs SA
6/29	12	vs TUL
7/1	12	vs TUL
7/3 (1)	15	vs TUL
7/3 (2)	10	vs TUL
7/15	11	vs FRI
7/18	10	vs WCH
8/2	11	vs CC
8/12	10	@ TUL
8/16	17	vs ARK
TOTAL: 18 (14 HOME, 4 ROAD)		

OPPONENTS HAVE 10 OR MORE RUNS		
DATE	RUNS	OPPONENT
4/6	12	@FRI
4/12	10	CC
4/14	13	CC
4/16	11	CC
4/18	16	@NWA
4/26	11	FRI
4/28	12	FRI
4/30	12	FRI
5/6	12	@CC
5/9	11	MID
5/11	16	MID
5/14 (G2)	13	MID
5/17	10	@FRI
5/23	14	@SA
5/31	13	SPR
6/10	10	@MID
6/15	11	vs SA
6/16	12	vs SA
6/18	11	vs SA
6/20	12	@CC
7/1	10	vs TUL
7/23	12	vs WCH
7/28	10	@ MID
8/2	13	vs CC
8/6	14	vs CC
TOTAL: 25 (17 HOME, 8 ROAD)		

EXTRA INNING GAMES (5) 2-3

DATE	OPP	RESULT	SCORE	W	L	S	TIME
4/20	@NWA	W (10)	3-2	Otanez, M (1-0)	Biasi, D (1-1)	Rice, J (1)	3:08
4/26	FRI	W (10)	12-11	Workman, B (1-0)	Church, M (0-1)	-	3:24
5/20	@FRI	L (10)	8-7	Kelly, A (2-0)	Stumpo (0-1)	-	3:26
6/3 (G1)	SPR	L (8)	5-4	Roycroft, C (1-0)	Backhus, K (0-1)	Granillo, A (2)	2:26
6/30	TUL	L (13)	7-6	Fisher, B (5-1)	Grammes, C (2-2)	-	3:42

PINCH HITTER TOTALS

PLAYER	DATE	SITUATION	RESULT
Watkins	5/9	Bot 8, 2 outs	Triple
Tawa	6/30	Bot 8, 1 out	Sac Fly
Beer	6/30	Bot 11, 0 out	Sac Fly
Vicuña	7/20	Bot 9, 0 out	E 9

DOUBLEHEADERS (4) 6-2

DATE	OPP	RESULT	SCORE	W	L	S	TIME
5/14 (1)	MID	W	10-1	Albright, L (2-2)	Ginn, J (0-2)	-	1:40
5/14 (2)	MID	L	13-1	Tomioka, S (1-0)	Hill, J (0-3)	-	2:32
6/3 (1)	SPR	L (8)	5-4	Roycroft, C (1-0)	Backhus, K (0-1)	Granillo, A (2)	2:26
6/3 (2)	SPR	W	6-1	Olivero, D (2-4)	Hernandez, K (5-2)	-	1:39
7/3 (1)	TUL	W	15-7	Olivero, D (5-5)	Casparius, B (0-3)	-	1:54
7/3 (2)	TUL	W	10-9	Montes De Oca, C (1-1)	Sublette, R (1-3)	Green, J (4)	2:26
7/8 (1)	@ SPR	W	4-3	Hill, J (3-4)	Pereira, W (5-5)	Pope, A (1)	2:07
7/8 (2)	@ SPR	W	7-6	Backhus, K (4-3)	Pope, B (1-2)	Green, J (5)	2:16

WALK-OFF WINS

DATE	SCORE	GAME-WINNING PLAY
4/26	12-11 (10th)	Lawlar RBI-double
6/1	3-2 (7th)	Duzenack two RBI Single
8/3	4-3	Roberts RBI-double
8/5	8-7	Beer solo HR

SHUTOUTS (7) 5-2

DATE	OPP	RESULT	SCORE	W	L	S	TIME
4/19	@NWA	W	5-0	Jarvis, B (2-1)	Veneziano, A (1-1)	-	2:29
4/21	@NWA	L	5-0	Hoffmann, A (2-1)	Hill, J (0-1)	-	2:26
4/22	@NWA	L	5-0	Marsh, A (1-0)	Patrick, C (0-3)	-	2:14
5/3	@CC	W	3-0	Pope, A (1-0)	Kouba, R (1-1)	Backhus, K (4)	2:15
5/27	@SA	W	1-0	Patrick, C (2-5)	Snider, D (0-3)	-	2:30
6/7	@MID	W	4-0	Green, J (1-0)	Cusick, R (3-3)	-	2:35
7/16	vs FRI	W	8-0	Lin, Y (1-0)	Bremer, N (0-1)	-	2:24

#14 RYLE BACKHUS - LHP				2023 HIGHS: IP - 2.0, K - 4, BB - 2, H - 5, R - 5, ER - 5				RECENT APPEARANCES																							
HEIGHT: 6'4"		WEIGHT: 185		B/T: L/L		AGE: 25 (1/31/1998 in New Waverly, TX)		DATE		DEC		P-S		IP		H		R		ER		HR		BB		SO		IR/S			
38 G		5-4		8/12 SV/SVO		62/23 K/BB		4.09 ERA		7/4		L (3) BS (3)		29-20		1.0		3		2		0		1		1		0/0			
OVERALL: 38 G, 25 GF, 50.2 IP, 51 H, 23 ER, 6 HR, 62 K, 23 BB		AUGUST: 5 G, 1-1, 3.38 ERA, 4 GF, SV, BS, 8.0 IP, 7 H, 3B, 3 R, 3 ER, 12 K, 3 BB		LAST 10 G: 1-1, 1.93 ERA, 2 SV, 6 GF, 14.0 IP, 14 H, 3 ER, 18 K, 6 BB		VS. ARK: 1 G, 0-0, GF, 2.0 IP, 3 K, 2 BB		7/8 (2)		W (4)		18-10		1.0		0		0		0		0		1		1		0/0			
Named as a D-backs Organization All-Star last season by MiLB.com		Allowed no earned runs in 30 of his 40 appearances in 2022 and logged his season high 2.0 IP 11 separate times.		From 5/14-8/26/2022 (34.2 IP), he held his opponent to 0 earned runs in 22 out of 26 straight appearances, allowing just seven (7) earned runs total (1.84 ERA)		Ranks second in the D-backs' organization in saves (14) since the start of the 2022 season.		7/16		ND		12-8		1.0		1		0		0		0		1		1		0/0			
7/19		S (7)		28-15		1.1		1		0		0		0		0		1		1		1		1		1		0/0			
7/23		ND		18-12		1.0		1		0		0		0		0		0		1		1		0		1		0/0			
7/28		ND		34-26		1.2		3		0		0		0		0		0		3		2		2		2		0/0			
7/30		ND		19-12		1.0		1		0		0		0		0		0		0		0		0		0		0/0			
8/2		L (4) BS (4)		33-25		2.0		5		3		3		0		0		0		2		0		2		0		0/0			
8/5		W (5)		21-13		1.0		0		0		0		0		0		0		1		2		0		0		0/0			
8/10		S (8)		23-18		2.0		1		0		0		0		0		0		3		0		3		0		0/0			
8/13		ND		14-10		1.0		1		0		0		0		0		0		2		0		2		0		0/0			
8/16		ND		44-27		2.0		0		0		0		0		0		0		2		3		0		2		0/0			
2023 SPLITS		VS. RHB: .273/.336/.453, 38 H, 5 HR, 6 2B, 18 RBI, 45 K, 12 BB		VS. LHB: .206/.333/.317, 13 H, 4 2B, HR, 7 RBI, 17 K, 11 BB		HOME: 18 G, 3-3, 6.46 ERA, 3 SV, 23.2 IP, 25 H, 18 R, 17 ER, 6 HR, 31 K, 14 BB		AWAY: 20 G, 2-1, 2.00 ERA, 14 GF, 5 SV, 27.0 IP, 26 H, 6 ER, 31 K, 9 BB		LAST WIN: 8/5/23 vs CC		LAST LOSS: 8/2/23 vs CC		LAST SAVE: 8/10/23 @ TUL																	
W/ RISP: .207/.233/.345, 12 H, HR, 3 2B, 3B, 18 RBI, 20 K, BB																															
#38 CONOR GRAMMES - RHP				2023 HIGHS: IP - 3.1, K - 5, BB - 4, H - 4, R - 3, ER - 2				RECENT APPEARANCES																							
HEIGHT: 6'1"		WEIGHT: 200		B/T: R/R		AGE: 26 (7/13/1997 in McLean, VA)		DATE		DEC		P-S		IP		H		R		ER		HR		BB		SO		IR/S			
22 G		3-2		0/2 SV/SVO		49/26 K/BB		3.78 ERA		6/30		L (2)		15-9		1.0		1		0		0		1		1		0/0			
OVERALL: 22 G, 2 HLD, 5 GF, 33.1 IP, 28 H, 14 ER, 5 HR, 49 K, 26 BB		AUGUST: 4 G (3 GS), 0-0, 6.75 ERA, 8.0 IP, 4 H, 8 R, 6 ER, 3 HR, 14 K, 9 BB		LAST 10 G: 1-0, 4.15 ERA, 5 GS, 17.1 IP, 16 H, 8 ER, 4 HR, 31 K, 11 BB		VS. ARK: 1 GS, 0-0, 10.80 ERA, 1.2 IP, H, 2 R, 2 ER, HR, 3 K, 3 BB		7/5		ND		22-12		1.1		1		0		0		0		1		1		2/0			
Selected by the Arizona Diamondbacks 5th round of the 2019 MLB draft out of Xavier University (Cincinnati, OH).		In games where he logged at least 2.0 innings on the bump (6 G) in 2022, he also posted his most single-game strikeouts, encompassing both of his five (8/4 & 8/13) and four K (8/9 & 8/30) performances.		Across a 12 game stretch, he logged at least two strikeouts in all but one relief appearances from 7/15-9/3/22 (19.0 IP), logging 36 total punch outs (17.1 K/9) across the stretch.				7/9		ND		19-13		1.0		2		2		2		1		0		3		0/0			
7/15		ND		17-12		1.0		3		0		3		0		0		0		1		2		0		2		0/0			
7/19		W (3)		31-18		1.1		1		0		0		0		1		2		3		2		3		2		0/0			
7/23		ND		37-23		2.0		1		0		0		0		0		0		5		--		--		--		0/0			
7/26		ND		12-8		1.0		1		0		0		0		0		0		1		0		0		1		0/0			
7/29		ND		46-32		3.0		4		1		0		0		0		0		4		--		--		--		0/0			
8/3		ND		60-37		3.1		2		2		2		1		1		5		--		--		--		--		0/0			
8/9		ND		43-26		2.0		1		3		2		1		2		3		--		--		--		--		0/0			
8/12		ND		32-14		1.0		0		1		0		0		3		3		0		0		3		0		0/0			
8/15		ND		45-23		1.2		1		2		2		1		3		3		--		--		--		--		0/0			
2023 SPLITS		VS. RHB: .132/.282/.176, 9 H, 3 2B, 5 RBI, 33 K, 13 BB, 85 PA		VS. LHB: .358/.485/.642, 19 H, 5 HR, 17 RBI, 16 K, 13 BB, 66 PA		HOME: 11 G, 2-2, 4.15 ERA, 17.1 IP, 15 H, 2 HR, 8 ER, 25 K, 16 BB		AWAY: 11 G, 1-0, 3.38 ERA, 2 GS, 2 HLD, 2 GF, 16.0 IP, 13 H, 3 HR, 6 ER, 24 K, 10 BB		LAST WIN: 7/19/23 vs. WCH		LAST LOSS: 6/30/23 vs. TUL		LAST SAVE: 5/21/23 @ EUG (A+)																	
W/ RISP: .195/.352/.341, 8 H, 16 RBI, 2 HR, 15 K, 10 BB, 54 PA																															
#35 DILLON LARSEN - LHP				2023 HIGHS: IP - 3.0, K - 2, BB - 4, H - 2, R - 5, ER - 5				RECENT APPEARANCES																							
HEIGHT: 6'5"		WEIGHT: 230		B/T: R/L		AGE: 24 (7/9/1998 in Ellensburg, WA)		DATE		DEC		P-S		IP		H		R		ER		HR		BB		SO		IR/S			
6 G		0-0		0/0 SV/SVO		10/16 K/BB		5.40 ERA		4/26		ND		10-5		0.1		0		0		0		1		0		3/1			
OVERALL: 6 G, 11.2 IP, GF, 6 H, 7 R, 7 ER, 10 K, 16 BB		AUGUST: 4 G, 0-0, 7.00 ERA, GF, 9.0 IP, 5 H, 7 ER, 8 K, 13 BB		LAST 10 G: 0-0, 5.40 ERA, GF, 11.2 IP, 6 H, 7 ER, 10 K, 16 BB		VS. ARK: 1 G, 0-0, 0.00 ERA, 3.0 IP, H, 2 K, 3 BB		4/28		ND		37-20		2.1		1		0		0		2		2		2		2/1			
Signed by the Arizona Diamondbacks as a minor league free agent on May 13, 2022 out of Central Washington University.		From 7/12-9/3/2022, he allowed just four earned runs across 12 relief appearances (18.2 IP), good for a 1.99 ERA.		Appeared in 25 games with High-A Hillsboro in 2023, going 1-4 with a 4.54 ERA over 41.2 IP with 55 K and 38 BB.		Across eight total Double-A appearances with Amarillo over the last two years is 0-1 with a 5.94 ERA (11 H, 11 ER, 14 K, 20 BB)		8/3		ND		49-25		3.0		0		0		0		3		2		0		2		0/0	
7/12-9/3/2022, he allowed just four earned runs across 12 relief appearances (18.2 IP), good for a 1.99 ERA.		Appeared in 25 games with High-A Hillsboro in 2023, going 1-4 with a 4.54 ERA over 41.2 IP with 55 K and 38 BB.		Across eight total Double-A appearances with Amarillo over the last two years is 0-1 with a 5.94 ERA (11 H, 11 ER, 14 K, 20 BB)				8/6		ND		42-20		0.2		2		5		5		0		4		2		2/2			
2023 SPLITS		VS. RHB: .143/.351/.214, 4 H, 2 2B, 3 RBI, 5 K, 8 BB, 37 PA		VS. LHB: .167/.500/.250, 2 H, 2B, 2 RBI, 5 K, 8 BB, 20 PA		HOME: 5 G, 0-0, 4.82 ERA, 9.1 IP, 4 H, 5 ER, 8 K, 13 BB		AWAY: 1 G, 0-0, 7.71 ERA, GF, 2.1 IP, 2 H, 2 R, 2 ER, 2 K, 3 BB		8/11		ND		48-27		2.1		2		2		2		0		3		2		1/0	
W/ RISP: .167/.464/.222, 3 H, 2B, 5 RBI, 6 K, 10 BB, 28 PA										8/15		ND		49-29		3.0		1		0		0		3		2		3/0			
#24 - LHP WILL MABREV				2023 HIGHS: IP - 3.0, K - 2, BB - 2, H - 3, R - 2, ER - 2				RECENT APPEARANCES																							
HEIGHT: 6'0"		WEIGHT: 185		B/T: L/L		AGE: 22 (9/23/00 in Cookeville, TN)		DATE		DEC		P-S		IP		H		R		ER		HR		BB		SO		IR/S			
9 G		2-0		2/2 SV/SVO		11/8 K/BB		4.15 ERA		7/14		ND		20-9		1.0		0		0		0		0		1		0/0			
OVERALL: 9 G, GS, 2 GF, 2 HLD, 13.0 IP, 8 H, 6 R, 6 ER, 3 HR, 11 K, 8 BB		AUGUST: 4 G, 1-0, 4.76 ERA, GS, GF, SV, 5.2 IP, 3 H, 3 ER, 2 HR, 4 K, 5 BB		LAST 10 G: 2-0, 4.15 ERA, GS, 2 GF, 2 HLD, 13.0 IP, 8 H, 6 R, 6 ER, 3 HR, 11 K, 8 BB		VS. ARK: 1 G, 0-0, 18.00 ERA, 1.0 IP, 2 H, 2 R, 2 ER, HR, BB		7/18		S (1)		19-15		2.0		1		0		0		0		2		2		2/0			
Selected by the Arizona Diamondbacks in the 6th round of the 2022 MLB Draft out of the University of Tennessee		Following the draft, was placed on the 60-day IL		Made his professional debut on April 6, 2023 with Low-A Visalia...In 9 games, went 2-0 with a 3.95 ERA over 13.2 IP		Appeared in 18 games with High-A Hillsboro going 1-1 with a 2.33 ERA over 27.0 IP and had 31 K to just five walks.		7/21		H (1)		31-17		1.1		3		2		2		1		2		1		0/0			
7/25		ND		20-13		1.0		1		1		1		1		0		0		1		0		0		1		0/0			
7/29		W (1)		20-13		2.0		0		0		0		0		0		0		0		2		0		0		0/0			
8/1		S (2)		14-9		1.0		1		1		1		1		1		1		0		1		0		1		0/0			
8/5		ND		33-17		0.2		0		0		0		0		0		2		1		--		--		--		0/0			
8/9		W (2)		47-29		3.0		0		0		0		0		0		2		2		0		2		0		0/0			
8/15		ND		27-17		1.0		2		2		2		1		1		1		0		0		0		0		0/0			
2023 SPLITS		VS. RHB: .167/.324/.500, 5 H, 3 HR, 2B, 3 RBI, 5 K, 6 BB, 38 PA		VS. LHB: .188/.278/.250, 3 H, 2B, 2 RBI, 6 K, 2 BB, 18 PA		HOME: 6 G, 0-0, 6.43 ERA, 2/2 SVO, HLD, 7.0 IP, 7 H, 5 ER, 3 HR, 6 K, 6 BB		AWAY: 3 G, 2-0, 1.50 ERA, 6.0 IP, H, ER, 5 K, 2 BB		LAST WIN: 8/9/23 @ TUL		LAST LOSS: 6/3/23 @ EVE (A+)		LAST SAVE: 8/1/23 vs CC																	
W/ RISP: .071/.133/.071, H, 2 RBI, 3 K, BB, 16 PA																															
#40 CHRISTIAN MONTES DE OCA - RHP				2023 HIGHS: IP - 2.1, K - 3, BB - 2, H - 5, R - 4, ER - 3				RECENT APPEARANCES																							
HEIGHT: 6'4"		WEIGHT: 230		B/T: R/R		AGE: 23 (8/30/1999 in Santo Domingo, Dominican Republic)		DATE		DEC		P-S		IP		H		R		ER		HR		BB		SO		IR/S			
33 G		2-2		4/6 SV/SVO		40/20 K/BB		4.50 ERA		7/6		L (2) BS (2)		27-17		1.0		3		4		3		1		2		0/0			
OVERALL: 33 G, 2 HLD, 14 GF, 46.0 IP, 39 H, 23 ER, 7 HR, 40 K, 20 BB		AUGUST: 5 G, 1-0, 2.08 ERA, 2 SV, 8.2 IP, 5 H, 3 HR, 4 R, 2 ER, 8 K, 2 BB		LAST 10 G: 1-0, 2.30 ERA, 5 GF, HLD, 2 SV, 15.2 IP, 12 H, 4 HR, 4 ER, 15 K, 2 BB		VS. ARK: 1 G, 1-0, 3.86 ERA, 2.1 IP, H, R, ER, HR, K, BB		7/9		H (7)		33-21		2.0		2		0		0		0		1		1		0/0			
Allowed runs in just two of his 10 games with Low-A Visalia to begin his professional career in 2022.		Made his professional debut on 4/21/2022 vs. San Jose tossing two scoreless innings where he struck out five batters.		Was a perfect 13-for-13 in save opportunities, tied for the most in the Diamondbacks farm system in 2022.		By April's end, he earned a 1.02 WHIP and a .139 BAA (5-for-36) in seven relief appearances (10.2 IP).		7/15		ND		18-14		2.0		0		0		0		0		0		1		0/0			
7/20		ND		19-14		1.0		1		0		0		0		0		0		0		0		1		0		0/0			
7/23		ND		33-26		2.0		4		2		1		0		0		0		2		1		1		0		0/0			
7/27		ND		9-6		1.0		0		0		0		0		0		0		0		0		1		0		0/0			
7/30		ND		24-15		1.0		2		2		1		1		1		0		2		0		2		0		0/0			
8/2		ND		24-14		1.1		3		3		1		2		1		1		1		1		1		1		1/1			
8/5		ND		22-15		2.0		0		0		0		0		0		0		0		2		0		0		0/0			
8/9		S (3)		22-18		2.0		1		0		0		0		0		0		0		2		0		0		0/0			
8/12		S (4)		9-8		1.0		0		0		0		0		0		0		0		2		0		0		0/0			
8/15		W (2)		28-18		2.1		1		1		1		1		1		1		1		1									

#41 MICHEL OTANEZ - RHP

2023 HIGHS: IP - 2.0, K - 4, BB - 3, H - 3, R - 5, ER - 5

HEIGHT: 6'4" WEIGHT: 218 B/T: R/R AGE: 26 (7/3/1997 in Villa La Mata, Dominican Republic)

21 G

3-2

0/4 sv/svo

40/17 K/BB

6.39 ERA

OVERALL: 21 G, 3 CF, 4 HLD, 25.1 IP, 24 H, 18 ER, 2 HR, 40 K, 17 BB AUGUST: 5 G, 1-0, 5.40 ERA, HLD, BS, 6.2 IP, 6 H, 4 R, 4 ER, 11 K, 4 BB

LAST 10 G: 2-1, 8.53 ERA, GF, 2 HLD, 12.2 IP, 14 H, 12 ER, 17 K, 11 BB VS. ARK: --

👤

Entering his 6th professional season, having been in professional ball since his 2016 debut season in the Mets system.

👤

During his debut season, he posted a 1-1 record with a 4.64 ERA across five starts in the Dominican Summer League.

👤

This year marks the first year being apart of the D-backs organization, being signed as a minor league free agent on November 14, 2022.

👤

Through his first five appearances this season, he posted a 3.00 ERA (2 ER, 6.0 IP) with a 5.5 K:BB (11 K, 2 BB).

2023 SPLITS

VS. RHB: .250/.377/.344, 16 H, 3 2B, HR, 7 RBI, 28 K, 10 BB VS. LHB: .242/.390/.424, 8 H, 3 2B, HR, 9 RBI, 12 K, 7 BB

HOME: 10 G, 1-0, 4.06 ERA, 3 GF, 2 HLD, 13.1 IP, 14 H, HR, 6 ER, 17 K, 11 BB AWAY: 11 G, 2-2, 9.00 ERA, 12.0 IP, 10 H, 12 ER, HR, 23 K, 6 BB, 3 HB

W/ RISP: .171/.310/.229, 6 H, 2 2B, 13 RBI, 17 K, 6 BB

#23 - RHP TAYLOR RASHI

2023 HIGHS: IP- 1.0, K--, BB--, H- 2, R- 1, ER- 1

HEIGHT: 6'4" WEIGHT: 220 B/T: R/R AGE: 27 (1/15/1996 in Torrance, CA)

1 G

0-0

-/- sv/svo

-/- K/BB

9.00 ERA

OVERALL: 1 G, 1.0 IP, 2 H, R, ER AUGUST: 1 G, 0-0, 9.00 ERA, 1.0 IP, 2 H, R, ER

LAST 10 G: 0-0, 9.00 ERA, 1.0 IP, 2 H, R, ER VS. ARK: 1 G, 0-0, 9.00 ERA, 1.0 IP, 2 H, R, ER

👤

Was originally selected by the San Francisco Giants in the 23rd round of the 2019 MLB Draft out of UC-Irvine

👤

Appeared in 10 games during the 2019 season, going 2-0 with a 1.15 ERA between rookie and short-season A ball.

👤

Spent 2021 with High-A Eugene where he went 6-3 with a 4.44 ERA in 32 games in the Northwest League.

👤

Appeared in 30 games with Double-A Richmond in 2022 where he went 1-3 with a 2.83 ERA.

👤

Was claimed off waivers by the Arizona Diamondbacks on December 7, 2022...Was placed on the 60-day IL on 3/31/23

2023 SPLITS

VS. RHB: .000/.000/.000, 1 AB VS. LHB: .500/.500/.750, 2 H, 2B, RBI

HOME: 1 G, 0-0, 9.00 ERA, 1.0 IP, 2 H, 2B, R, ER AWAY: --

W/ RISP: .000/.000/.000, 1 AB

#31 JAKE RICE - LHP

2023 HIGHS: IP - 2.0, K - 5, BB - 3, H - 3, R - 5, ER - 5

HEIGHT: 6'1" WEIGHT: 220 B/T: L/L AGE: 26 (7/19/1997 in Birmingham, AL)

31 G

4-0

3/3 sv/svo

42/29 K/BB

8.80 ERA

OVERALL: 31 G, HLD, 9 GF, 30.2 IP, 23 H, 30 ER, 4 HR, 42 K, 29 BB, 7 HB AUGUST: 5 G, 2-0, 3.38 ERA, 2 GF, SV, 8.0 IP, 6 H, 2 HR, 3 ER, 14 K, 3 BB

LAST 10 G: 2-0, 5.11 ERA, 2 GF, SV, 12.1 IP, 9 H, 7 ER, 2 HR, 19 K, 11 BB VS. ARK: 1 G, 0-0, 18.00 ERA, GF, SV, 1.0 IP, H, 2 R, 2 ER, HR, K, BB

👤

Made his professional and Low-A debut on 8/18/2021 and tossed 3.2 innings of relief, allowing just one (1) hit and punching out six (6).

👤

During his time in Hillsboro in 2022 (4/9-5/22), tied 1st in wins (3) and 2nd in game appearances (11) among qualified club mates.

👤

From 8/12-9/16/2022 (AMA), he held his opponent scoreless in eight (8) out of 10 straight relief appearances (9.2 IP), allowing just four (4) earned runs and punching out 10 in the process (3.91 ERA).

👤

Set a season-high with 2.0 IP and five strikeouts of the Corpus Christi Hooks on August 5.

2023 SPLITS

VS. RHB: .243/.432/.471, 17 H, 4 2B, 4 HR, 19 RBI, 28 K, 19 BB, 5 HB VS. LHB: .143/.333/.167, 6 H, 2B, 6 RBI, 14 K, 10 BB, 2 HB

HOME: 17 G, 2-0, 6.61 ERA, 16.1 IP, 13 H, 12 R, 12 ER, 3 HR, 21 K, 15 BB AWAY: 14 G, 2-0, 11.30 ERA, 14.1 IP, 10 H, 18 ER, HR, 21 K, 14 BB, 6 HB

W/ RISP: .313/.521/.469, 10 H, 2 2B, HR, 20 RBI, 9 K, 14 BB, HB

#25 MITCHELL STUMPO - RHP

2023 HIGHS: IP - 2.1, K - 4, BB -4, H - 4, R - 3, ER - 3

HEIGHT: 6'2" WEIGHT: 205 B/T: R/R AGE: 26 (6/17/1996 in Raleigh, NC)

27 G

1-2

-/- sv/svo

51/29 K/BB

6.75 ERA

OVERALL: 27 G, 3 HLD, 7 GF, 30.2 IP, 31 H, 26 R, 23 ER, 5 HR, 51 K, 29 BB AUGUST: 5 G, 0-0, 5.14 ERA, HLD, 7.0 IP, 8 H, 4 R, 4 ER, 2 HR, 12 K, 2 BB

LAST 10 G: 0-0, 6.97 ERA, GF, HLD, 10.1 IP, 11 H, 8 R, 8 ER, 2 HR, 20 K, 10 BB VS. ARK: 1 G, 0-0, 0.00 ERA, 1.0 IP, H, 3 K

👤

Signed by the Arizona Diamondbacks as a minor league free agent on 7/2/2019 out of Guilford College (Guilford, NC).

👤

In his debut season from 8/8-8/30, appeared in seven straight games (9.0 IP) without allowing a run, conceding just two hits, a plunk and three walks while fanning 12 for a 12.0 K/9 and a 4.0 strikeout to walk ratio.

👤

Last season with Triple-A Reno, he finished the season with a 1.34 WHIP and a 10.6 K/9 (51 K, 43.1 IP)

2023 SPLITS

VS. RHB: .233/.360/.329, 17 H, HR, 4 2B, 13 RBI, 28 K, 13 BB VS. LHB: .292/.462/.583, 14 H, 3B, 4 HR, 13 RBI, 23 K, 16 BB

HOME: 13 G, 1-0, 5.74 ERA, 15.2 IP, 14 H, 10 ER, 2 HR, 27 K, 17 BB AWAY: 14 G, 0-2, 7.80 ERA, 15.0 IP, 17 H, 16 R, 13 ER, 3 HR, 24 K, 12 BB

W/ RISP: .238/.460/.286, 10 H, 2 2B, 19 RBI, 20 K, 17 BB

#29 RAFFI VIZCAINO - RHP

2023 HIGHS: IP - 2.0, K - 6, BB - 4, H - 2, R - 3, ER - 3

HEIGHT: 6'0" WEIGHT: 237 B/T: R/R AGE: 27 (12/2/1996 in Sabana Grande, Dominican Republic)

18 G

0-1

2/3 sv/svo

30/17 K/BB

5.14 ERA

OVERALL: 18 G, 8 GF, 2 HLD, 21.0 IP, 18 H, 14 R, 12 ER, 5 HR, 30 K, 17 BB AUGUST: 5 G, 0-0, 2.70 ERA, GF, HLD, 6.2 IP, 5 H, 2 R, 2 ER, HR, 8 K, 6 BB

LAST 10 G: 0-0, 2.63 ERA, 3 GF, 2 HLD, 13.2 IP, 9 H, 4 R, 4 ER, 3 HR, 16 K, 9 BB VS. ARK: --

👤

Entering his ninth professional season after taking a one year hiatus for the 2022 campaign, professionally debuting back in 2013.

👤

During his debut 2013 season, he posted a 3.80 ERA across 11 game starts (47.1 IP) while punching out 41 batters.

👤

This season will be his first in the yellow city and the third season that he spends time at the Double-A level.

👤

In his most recent season (2021), he logged a 5.40 ERA (24 ER, 40.0 IP) in 32 relief appearances (2 GS).

2023 SPLITS

VS. RHB: .268/.373/.554, 15 H, 4 HR, 2 2B, 3B, 11 RBI, 22 K, 10 BB VS. LHB: .136/.345/.273, 3 H, HR, RBI, 8 K, 7 BB

HOME: 10 G, 0-0, 5.88 ERA, 4 GF, HLD, 12.2 IP, 13 H, 10 R, 6 ER, 3 HR, 20 K, 10 BB AWAY: 6 G, 0-1, 4.32 ERA, 4 GF, 2/3 SVO, 8.1 IP, 5 H, 4 R, 4 ER, 2 HR, 10 K, 7 BB

W/ RISP: .200/.346/.350, 4 H, HR, 7 RBI, 9 K, 5 BB

RECENT APPEARANCES

DATE DEC P-S IP H R ER HR BB SO IR/S

6/29 ND 27-14 0.2 0 0 0 0 3 2 0/0

7/1 ND 22-12 1.0 2 2 2 0 1 1 0/0

7/5 HLD (3) 21-11 1.0 0 0 0 0 1 1 0/0

7/14 ND 17-9 1.0 1 2 2 0 2 0 0/0

7/18 W (2) 34-22 2.0 3 1 1 0 1 2 0/0

7/22 ND 34-25 2.0 2 0 0 0 0 3 0/0

7/25 L (2) BS (3) 22-8 0.0 2 5 5 0 3 0 1/1

8/1 H (4) 20-14 1.0 1 0 0 0 1 1 0/0

8/4 ND 29-20 2.0 1 0 0 0 0 1 0/0

8/6 ND 23-13 1.0 0 0 0 0 1 3 0/0

8/10 W (3) BS (4) 42-27 2.0 1 2 2 0 2 4 0/0

8/13 ND 29-18 0.2 3 2 2 0 0 2 0/0

LAST WIN: 8/10/23 @ TUL

LAST LOSS: 7/25/23 @ MID

LAST SAVE: 8/23/22 vs. WOR (AAA)

RECENT APPEARANCES

DATE DEC P-S IP H R ER HR BB SO IR/S

8/16 ND 19-12 1.0 2 1 1 0 0 0 0/0

RECENT APPEARANCES

DATE DEC P-S IP H R ER HR BB SO IR/S

6/18 ND 21-14 0.2 2 1 1 0 1 1 2/2

6/20 ND 29-13 1.0 0 1 1 0 3 1 0/0

6/23 ND 30-12 1.0 1 2 2 0 3 1 0/0

7/16 ND 6-3 0.1 0 0 0 0 0 0 0/0

7/20 ND 19-9 1.0 1 0 0 0 2 0 0/0

7/23 ND 23-9 1.0 0 0 0 0 2 1 1/1

7/29 ND 29-18 1.0 1 2 2 0 1 3 0/0

8/3 W (3) 10-8 1.0 1 0 0 0 1 1 0/0

8/5 ND 25-23 2.0 2 1 1 1 0 5 0/0

8/8 ND 37-26 2.0 1 0 0 0 0 3 0/0

8/12 W (4) 31-20 2.0 1 0 0 0 1 4 0/0

8/15 S (3) 16-11 1.0 1 2 2 1 1 1 0/0

LAST WIN: 8/12/23 @ TUL

LAST LOSS: 8/24/21 vs. RC (A-)

LAST SAVE: 8/15/23 vs. ARK

RECENT APPEARANCES

DATE DEC P-S IP H R ER HR BB SO IR/S

7/4 ND 28-21 1.1 1 1 1 0 0 3 0/0

7/8 (2) ND 10-8 1.0 0 0 0 0 0 1 0/0

7/14 ND 14-7 0.2 1 0 0 0 1 1 2/1

7/19 ND 30-14 0.1 0 3 3 0 4 1 0/0

7/23 ND 23-12 1.0 1 0 0 0 1 2 0/0

7/25 ND 25-13 1.0 1 1 1 0 2 3 3/3

7/30 ND 4-3 0.1 0 0 0 0 0 1 1/0

8/3 ND 31-19 1.2 2 1 1 0 1 1 1/0

8/5 ND 43-26 1.2 3 2 2 1 1 4 2/0

8/9 H (3) 14-11 1.0 0 0 0 0 0 3 0/0

8/12 ND 25-18 1.2 2 1 1 1 0 1 1/1

8/16 ND 16-12 1.0 1 0 0 0 0 3 0/0

LAST WIN: 6/31/23 vs. SPR

LAST LOSS: 6/23/23 @ SAC

LAST SAVE: 4/12/23 vs. CCC (AAA)

RECENT APPEARANCES

DATE DEC P-S IP H R ER HR BB SO IR/S

7/5 L (1) BS (1) 8-8 0.1 2 2 2 1 0 0 0/0

7/9 S (2) 19-11 1.0 0 0 0 0 1 0 0/0

7/15 ND 17-14 1.0 0 0 0 0 0 1 0/0

7/20 ND 29-20 2.0 2 1 1 1 1 2 0/0

7/23 ND 9-6 1.0 2 1 1 1 0 1 0/0

7/27 ND 22-12 1.0 0 0 0 0 2 1 0/0

7/29 H (1) 24-14 2.0 0 0 0 0 3 0 0/0

8/1 H (2) 32-23 2.0 0 0 0 0 1 2 0/0

8/4 ND 32-22 2.0 2 0 0 0 1 4 0/0

8/6 ND 9-6 0.2 1 0 0 0 0 0 3/2

8/9 ND 20-12 1.0 2 1 1 1 0 0 0/0

8/13 ND 29-11 1.0 0 1 1 0 4 2 0/0

LAST WIN: 4/28/23 vs. SUG (AAA)

LAST LOSS: 7/5/23 @ SPR

LAST SAVE: 7/9 @ SPR

PITCHER STARTS: Albright (22), Hill (21), Patrick (19), Olivero (17), Bain (7), Lin (6), Grammes (5), Solomon (4), Tineo (4), Jarvis (3), Davies (1), Mabrey (1)

QUALITY CONTROL

[illegible]

TEAM PITCHING

OVERALL

	W	L	ERA	G	CG	SHO	SV	SVO	IP	H	R	ER	HR	HB	BB	IBB	SO	WHIP	AVG
	60	50	5.64	110	0	5	27	47	954.0	954	663	598	140	64	551	4	1028	1.58	.259

MONTHLY

[illegible]

HOME VS. ROAD TEAM PITCHING

	W	L	ERA	G	CG	SHO	SV	SVO	IP	H	R	ER	HB	BB	SO	WHIP	AVG
HOME	30	23	6.35	53	0	1	11	18	469.0	497	365	331	30	292	506	1.68	.270
ROAD	30	27	4.95	57	0	4	16	29	485.0	457	298	267	34	259	522	1.48	.249

PITCHING STREAKS (NO EARNED RUNS)

CONSECUTIVE SCORELESS INNINGS

PLAYER	LENGTH(IP)-DATES	STREAK STATS
Patrick	16.2 - 7/19-30	3 GS, 14 K, 10 H, 2 BB
Green	15.1 - 6/3-7/8	12 G, 8 H, 13 K, 4 BB
Hill	14.1 - 7/15-27	3 GS, 6 H, 13 K, 4 BB
Saalfrank	12.1 - 5/4-5/30	9 G, 3 H, 18 K, 5 BB, HB
Patrick	11.1 - 5/21-6/3	3 GS, 3 H, 12 K, 4 BB
Backhus	10.2 - 5/18-6/11	9 G, 10 H, 14 K, 4 BB, HB
Pope	10.1 - 5/26-6/20	7 G, 4 H, 13 K, 2 BB, HB
Backhus	9.1 - 4/12-5/6	8 G, 4 H, 12 K, 2 BB
Grammes	9.1 - 7/15-8/3	6 G (3 GS), 11 H, 15 K, 2 BB, HBP
Backhus	7.2 - 7/8-8/2	7 G, 8 H, 7 K, 5 BB
Lin	7.2 - 7/22-28	2 GS, 4 H, 9 K, BB, HBP
Vizcaino	7.2 - 7/23-8/6	5 G, 3 H, 10 K, 4 BB
Hill	7.1 - 8/8-13	2 GS, 3 H, 6 K
Hill	7.1 - 4/8-4/15	2 GS, 6 H, 9 K, 4 BB, HBP

CONSECUTIVE SCORELESS APPEARANCES

PLAYER	LENGTH - DATES	STREAK STATS
Green	12 G, 6/3-7/8	8 H, 13 K, 4 BB, 58 BF
Backhus	9 G - 5/18-6/11	10 H, 14 K, 4 BB, HB
Saalfrank	8 G - 5/7-5/30	3 H, 17 K, 5 BB, HB
Backhus	6 G, 7/8-30	7 H, 7 K, 5 BB
Pope	6 G - 5/26 - 6/16	4 H, 11 K, 35 BF
Backhus	6 G - 4/15-5/3	2 H, 2 BB, 9 K
Grammes	5 G, 7/15-29	10 H, 14 K, 2 BB, HBP
Vizcaino	5 G, 7/27-8/6	3 H, 10 K, 4 BB
Backhus	4 G, 8/5-16	2 H, 10 K, 3 BB
Rice	4 G, 6/3-15	H, 3 K, 2 BB, HB
Grammes	3 G, 6/28-7/5	2 H, 4 K, 3 BB
Larsen	3 G, 4/26-8/3	H, 4 K, 6 BB
Montes De Oca	3 G, 8/5-12	H, 6 K, 2 SV
Montes De Oca	3 G, 7/9-20	3 H, 3 K, BB

EJECTIONS

PLAYER/COACH	DATE/LOCATION	UMPIRE	REASON
Shawn Roof	4/30, HODGETOWN vs. FRI	HP Jarrod Moehlmann	Arguing call
Shawn Roof	5/20, Riders Field @ FRI	3B Steven Rios Jr.	Arguing call
Shawn Roof	6/9, Momentum Bank Ballpark @ MID	3B Sean Sparling	Checked swing
Jamison Hill	6/18, HODGETOWN vs SA	1B Steven Rios Jr.	Words
Shawn Roof	6/18, HODGETOWN, vs SA	HP Malcom Smith	Arguing call
Juan Centeno	6/30, HODGETOWN, vs TUL	HP Jarrod Moehlmann	Arguing call
Tom Gorzelanny	7/28, Momentum Bank Ballpark @ MID	HP Chris Murphy	Balls/Strikes
Shawn Roof	8/4, HODGETOWN, vs CC	HP Ty Krauss	Arguing Balk

AWARDS

PLAYER/COACH	AWARD	DATES	STATS
Bryce Jarvis	TEX Pitcher of the Week	4/17-4/23/2023	W, 5.0 IP, 0 H, 8 K, 4 BB
Ryan Bliss	Texas League Player of the Month	April	.410 AVG (34-for-83), 2 HR, 14 RBI, 17 R, 18 G
Chad Patrick	TEX Pitcher of the Week	5/22-5/28/2023	W, 7.0 IP, 2 H, 6 K, 2 BB
Ryan Bliss	Texas League Player of the Month	May	.361 AVG (35-for-97), 5 HR, 13 RBI, 21 R, 23 G
Andrew Saalfrank	Amarillo Player of the Month	May	9 C, 1-0, 1.42 ERA, 12.2 IP
Ryan Bliss	Amarillo Player of the Month	May	.361 AVG (35-for-97), 5 HR, 13 RBI, 21 R, 23 G
Caleb Roberts	TEX Player of the Week	6/28-7/2	.438 (7-for-16) 3 HR, 22B, 4 RBI, 3 BB, 1.675 OPS

2023 MILESTONES ON THE HORIZON

NAME	MILESTONE	TO MEET
------	-----------	---------

2023 MILESTONES REACHED

NAME	MILESTONE	DATE
Luke Albright	150 Career IP	4/7 @ FRI
Ryan Bliss	150 Career Hits	4/14 vs. CC
A.J. Vukovich	150 Career RBI	4/16 vs. CC
Tim Tawa	150 Career Hits	4/16 vs. CC
A.J. Vukovich	150 Career RBI	4/16 vs. CC
Andrew Saalfrank	100 Career Strikeouts	4/20 @ NWA
Jamison Hill	150 Career Strikeouts	4/21 @ NWA
Austin Pope	200 Career Strikeouts	4/21 @ NWA
Austin Pope	200 Career IP	6/24 @ CC
Devison De Los Santos	150 Career RBI	4/26 vs. FRI
Jackson Goddard	150 Career Strikeouts	4/28 vs. FRI
Deyni Olivero	400 Career IP	4/29 vs. FRI
Tristin English	250 Career Hits	4/29 vs. FRI
Adrian Del Castillo	100 Career Hits	4/30 vs. FRI
A.J. Vukovich	250 Career Hits	5/4 @ CC
Michel Otanez	250 Career Strikeouts	5/17 @ FRI
Ryan Bliss	200 Career Hits	5/28 @ SA
Ryan Bliss	100 Career RBI	6/17 vs SA
Kyle Backhus	100 Career IP	6/1 vs. SPR
Deyni Olivero	300 Career Strikeouts	6/3 (2) vs. SPR
Jordan Lawlar	150 Career Hits	6/3 (1) vs. SPR
Josh Green	250 Career Strikeouts	6/14 vs SA
Jeff Bain	500 Career Strikeouts	7/3 (2) vs TUL
Tim Tawa	Most Single-Season HR	14, 7/15 vs FRI
Caleb Roberts	Most Single-Season HR	10, 7/15 vs FRI
Jordan Lawlar	100 Career RBI	7/16 vs FRI
A.J. Vukovich	Most Single-Season HR	18, 7/22 vs WCH
Seth Beer	450 Career MiLB Hits	7/22 vs WCH
Kyle Backhus	150 Career Strikeouts	7/28 @ MID
Austin Pope	250 Career Strikeouts	7/29 @ MID
Chad Patrick	150 Career Strikeouts	7/30 @ MID

SOD POODLES vs. LEAGUE IN 2023 (REGULAR SEASON)

NORTH DIVISION	OVERALL	HOME	AWAY	SOUTH DIVISION	OVERALL	HOME	AWAY
Arkansas	2-0	2-0	0-0	Corpus Christi	11-13	6-6	5-7
NW Arkansas	3-3	0-0	3-3	Frisco	9-9	5-4	4-5
Springfield	7-5	4-2	3-3	Midland	11-7	2-4	9-3
Tulsa	9-3	5-1	4-2	San Antonio	4-8	2-4	2-4
Wichita	4-2	4-2	0-0	---			

SOD POODLES vs. LEAGUE ALL-TIME (REGULAR SEASON)

NORTH DIVISION	OVERALL	HOME	AWAY	SOUTH DIVISION	OVERALL	HOME	AWAY
Arkansas	13-14	8-6	5-8	Corpus Christi	52-50	26-20	26-30
NW Arkansas	18-14	8-5	10-9	Frisco	46-49	27-26	19-23
Springfield	20-17	10-8	10-9	Midland	56-43	26-23	30-20
Tulsa	26-24	13-12	13-12	San Antonio	27-29	12-12	15-17
Wichita	14-10	7-5	7-5	---			

SOD POODLES OFFENSE

Most Runs, Game: 17 (8/16 vs ARK)
Most Runs, Inning: 7 (5x: Last: 6/29 vs. TUL, 1st inning)
Most Hits, Game (Team): 18 (3x: Last: 6/8 @ MID)
Most Hits, Game (Indiv.): 4 (6x: Last: Castillo, 8/16 vs ARK)
Fewest Hits, Game: 2 (3x: Last: 5/18 @ FRI)
Most Hits, Inning: 8 (5/5 @ CC, 3rd inning)
Most HRs, Game (Team): 5 (4x, Last: 8/16 vs ARK)
Most HRs, Game (Indiv.): 3 (Vukovich, 7/3 (1) vs TUL)
Most HR, Inning (Team): 3 (3x, Last: 8/16 vs ARK, 5th inning)
Most SBs, Game (Team.): 9 (7/1 vs. TUL)
Most SBs, Game (Indiv.): 3 (4x, Last: Lawlar, 8/10 @ TUL)
Grand Slams: 6 (Last: Castillo, 8/15 vs ARK)
Most Runners LOB, Team: 14 (2x, Last: 7/4 @ SPR)
Most Runs Combined (Two Teams): 24 (8/2 vs CC)
Most Hits Combined (Two Teams): 33 (4/12 vs. CC)
Most Home Runs During Series (Two Teams): 31 (6/28-7/3 vs. TUL)
Most Runs To Overcome Deficit: 10 (4/26 vs. FRI)

SOD POODLES DEFENSE

Most Errors, Team: 4 (2x, Last: 5/23 @ SA)
Most Errors, Individual: 2 (2x, Last: Duezenack, 7/28 @ MID)
Most Double Plays: 3 (2x, Last: 7/18 vs. WCH)

SOD POODLES PITCHING

Most Ks, Team (9 innings): 15 (8/5 vs CC)
Most Ks, Team (extra innings): 16 (6/30 vs TUL (13))
Most Walks, Team: 13 (8/6 vs CC)
Shutouts: 5 (Last: 7/16 vs FRI)
Complete Games (9 IP): --
Complete Games (7 IP): --
Complete Game Shutout, Individual: --
Complete Game Shutout (9.0 IP) Individual: --
Longest Start: 7.0 IP (4x, Last: Lin, 7/22 vs WCH)
Longest Relief Appearance: 3.1 IP (2x: Last: Workman, 4/26 vs. FRI)
Most Ks, Individual: 10 (Albright, 8/1 vs CC)
Most Walks, Individual: 6 (2x: Last: Olivero, 5/23 @ SA)

OPPONENTS OFFENSE

Most Runs, Game: 16 (2x: Last: 5/11 vs. MID)
Most Runs, Inning: 8 (3x: Last: 8/6 vs CC, 3rd inning)
Most Hits, Game (Team): 19 (5/11 vs. MID)
Most Hits, Game (Indiv.): 5 (2x: Last: Calabuig, 5/11 vs. MID)
Fewest Hits, Game: 2 (3x: Last: 5/27 @ SA)
Most Hits, Inning: 7 (2x, Last: 6/20 @ CC)
Most HRs, Game (Team): 5 (2x, Last: 7/3 (2) vs. TUL)
Most HRs, Game (Indiv.): 3 (Rave, 4/18 @ NWA)
Most SBs, Game (Indiv.): 3 (Acuña, 4/30 vs. FRI)
Grand Slams Against: 5 (Last: Hicks, 5/20 @ FRI)
Most Runners LOB, Team: 14 (5/26 @ SA)
Most Runs To Overcome Deficit: 7 (7/28 @ MID)

OPPONENTS PITCHING

Most Ks Team (9 innings): 17 (2x, Last: 8/12 @ TUL)
Most Ks, Team (extra innings): 15 (6/30 vs TUL)
Most Walks, Team: 12 (6/20 @ CC)
Most Ks, Individual: 10 (Leiter, 5/17 @ FRI)
Most Walks, Individual: 5 (3x, Last: Martinez, J, 7/9 @ SPR)

OPPONENTS DEFENSE

Most Errors, Team: 3 (6x, Last: 8/10 @ TUL)
Most Errors, Individual: 3 (Whitcomb, 4/12 vs. CC)
Most Double Plays: 3 (2x, Last: 7/28 @ MID)

MISCELLANEOUS

Longest Home Game Time (9 innings): 3:36 (6/15 vs. SA)
Shortest Home Game Time (9 innings): 2:08 (7/21 vs. WCH)
Longest Road Game Time (9 innings): 3:13 (5/5 @ CC)
Shortest Road Game Time (9 innings): 2:05 (5/2 @ CC)
Longest Game Time (7 innings): 2:32 (5/14 (2) vs. MID)
Shortest Game Time (7 innings): 1:39 (6/3 (2) vs. SPR)
Longest Extra-Inning Game: 3:42 (6/30 vs TUL)
Longest Game (Innings): 13 (6/30 vs TUL)
Longest Game Delay (Home): 0:40, 5/31 vs. SPR (rain)
Longest Game Delay (Road): 1:53, 5/19 @ FRI (rain)
Highest Attendance (Home): 7,588 (7/3 vs. TUL)
Highest Attendance (Road): 10,019 (5/16 @ FRI)
Lowest Attendance (Home): 3,231 (4/25 vs. FRI)
Lowest Attendance (Road): 2,041 (7/30 @ MID)

LAST TIME IT HAPPENED - 2023

SOD POODLES (INDIVIDUAL)

Perfect Game:
No-Hitter (Individual):
No-Hitter (Combined):
No-Hitter (7-Inning):
1-Hitter (Individual):
1-Hitter (Combined):
2-Hitter (Individual):
2-Hitter (Combined): 3x: Last: 5/27 @ SA, Patrick/Saalfank
3-Hitter (Combined): 7x: Last: 7/16 vs FRI, Lin/Pope/Rice/Backhus
3-Hitter (Individual):
Complete Game Shutout (9 Inning):
Complete Game Shutout (7 Inning):
10 or more strikeouts (P): Albright (10, 8/1 vs CC)
Four (4) Hits: 6x, Last: Castillo (8/16 vs ARK)
Five (5) Hits:
Six (6) Hits:
Three (3) Doubles:
Four (4) Doubles:
Two (2) Triples:
Two HR Game: 7x, Last: Castillo (8/16 vs ARK)
Three HR Game: Vukovich (7/3 (1) vs TUL)
Grand Slam (Home): 4x, Last: Castillo (8/15 vs. ARK)
Grand Slam (Road): 2x, Last: Duzenack (7/30 @ MID)
Inside-The-Park HR: Lawlar (7/3 (1) vs TUL)
Back-To-Back HRs: 6x: Last: Roberts/Melendez (7/23 vs. WCH)
Back-To-Back-To-Back HRs:
HR, Both Sides of the Plate:
Hitting for the Cycle:

HR in 2 straight games: 20x: Last: Castillo (8/15-16 vs ARK)
HR in 3 straight games: 3x, Last: Melendez (8/12 @ TUL - 8/15-16 vs ARK)
HR in 4 straight games: Roberts (6/30-7/3 vs TUL)
Triple in 2 straight games:
Five (5) RBI: 4x, Last: Castillo (8/15 vs ARK)
Seven (7) RBI: Vukovich (7/3 (1) vs TUL)
Three Runs: 23x: Last: Castillo (8/16 vs ARK)
Four Runs: 4x, Last: Vukovich (7/3 (1) vs TUL)
Five Runs:
Two Stolen Bases: 11x: Last: Dalesandro (8/13 @ TUL)
Three Stolen Bases: 4x, Last: Lawlar (8/10 @ TUL)
Four Stolen Bases:
Steal of home (straight):
Steal of home (double steal): 2x, Last: Bliss/Lawlar, 6/22 @ CC
Four (4) Walks: Roberts (2x, Last: 8/12 @ TUL)
Five (5) Walks:
10 Total Bases in a game: 2x, Last: Castillo (12, 8/16 vs ARK)

SOD POODLES TEAM

20 Runs, Game:
20 Hits, Game:
10+ Runs, Inning:
Back-to-back 15-hit games:
Everyone in order gets a hit: 8x: Last: 8/16 vs ARK
Everyone in order scores a run: 2x, Last: 8/16 vs ARK
Only player in order to get a hit:
15+ Strikeouts, Game (Batting): 3x, Last: 8/12 @ TUL (17)
Triple Play:
Winning Streak: 7 (6/6-6/13)
Losing Streak: 4 (2x: Last: 5/23-5/26)



HIGHS & LOWS - ALL TIME



SOD POODLES OFFENSE

Most Runs, Game: 20 (9/11/21 vs. TUL)
Most Runs, Inning: 11 (6/11/22 vs. FRI, 8th inning)
Most Hits, Game: 24 (9/11/21 vs. TUL)
Most Hits, Game (Indiv.): 5 (3x: Last: Barrosa, 7/22 @ MID)
Fewest Hits, Game: 0 (5/26/22 @ ARK)
Most HRs, Game (Team): 7, (6/5/21 @ FRI)
Most HRs, Game (Indiv.): 3, 2x, Last: Vukovich (7/3/23 (1) vs TUL)
Grand Slams: 17 (Last: Castillo, 8/15/23 vs ARK, 5th inning)
Most SBs, Game (Team.): 9 (7/1/23 vs. TUL)
Most SBs, Game (Indiv.): 3 (9x: Last: Lawlar, 8/10/23 @ TUL)
Most Runners LOB, Team: 14 (5x: Last: 7/4/23 @ SPR)
Most Runs Combined (Two Teams): 32 (9/11/21 vs. TUL)
Most Hits Combined (Two Teams): 37 (2x: Last: 4/23/22 vs SA)
Most Home Runs During Series (Two Teams): 34 (9/7-12/21 vs. TUL)
Most Runs To Overcome Deficit: 10 (4/26/23 vs. FRI)

SOD POODLES DEFENSE

Most Errors, Team: 5 (6/19/21 vs. MID)
Most Errors, Individual: 2 (27x: Last: Duzenack, 7/28/23 @ MID)
Most Ground Into Double Plays: 4 (2x: Last: 9/17/21 vs. FRI)

SOD POODLES PITCHING

Most Ks, Team (9 innings): 17 (2x: Last: 5/9/21 @ TUL)
Most Ks, Team (extra innings): 19 (5/11/19 @ CC)
Most Walks, Team: 13 (8/6/23 vs CC)
Shutout: 25x: Last: 7/16/23 vs FRI
Last Complete Game (9 IP): --
Last Complete Game (7 IP): Nelson (G1, 9/1/21 @ SA)
Last Complete Game (5 IP): Walston (7/29/22 vs. CC)
Last Complete Game Shutout: Frias (8/1/21 vs. SA (7))
Longest Start: 8.0 IP (Cecconi, 6/8/22 vs FRI)
Longest Relief Appearance: 3.1 IP (4x, last: Workman, 4/26 vs FRI)
Most Ks, Individual: 12 (4x: Last: Pfaadt: 6/23/22 @ CC)
Most Walks, Individual: 7 (Nelson, 7/6/21 @ SA)



LAST TIME IT HAPPENED - ALL TIME

SOD POODLES (INDIVIDUAL)

Perfect Game:
No-Hitter (Individual):
No-Hitter (Combined):
No-Hitter (7-Inning): 2x: Tabor, 7/11/21 @ SA; Frias, 8/1/21 vs. SA
1-Hitter (Individual): 7/29/22 (Walston, 5-inning game)
1-Hitter (Combined): 2x: Last: 4/16/22 (Jarvis, Weiss - 7 inning game)
2-Hitter (Individual):
2-Hitter (Combined): 5x: Last: 5/27/23 @ SA, Albright/Saalfrank
3-Hitter (Combined): 22x: Last: 7/16/23 vs FRI, Lin/Pope/Rice/Backhus
3-Hitter (Individual):
Complete Game Shutout (9 Inning):
Complete Game Shutout (7 Inning): 2x: Tabor, 7/11/21 @ SA; Frias, 8/1/21 vs. SA
10 or more strikeouts: 15x, Last: Albright (8/1/23 vs. CC)
Four (4) Hits: 34x: Last: Castillo (8/16/23 vs ARK)
Five (5) Hits: 3x: Last: Cedenio (8/18/22 @ MID)
Six (6) Hits:
Three (3) Doubles: 3x: Last: Carroll, (4/23/22 vs SA)
Four (4) Doubles:
Two (2) Triples:
Two HR Game: 36x: Last: Castillo (8/16/23 vs ARK)
Three HR Game: 2x, Last: Roberts, 7/3/23 (2) vs TUL)
Grand Slam (Home): 13x: Last: Castillo, 8/15/23 vs. ARK)
Grand Slam (Road): 4x: Last: Duzenack, 7/30/23 @ MID
Inside-The-Park HR: 5x: Last: Lawlar (7/3/23 (1) vs TUL)
Back-To-Back HRs: 22x: Last: Roberts/Melendez (7/23/23 vs. WCH)
Back-To-Back-To-Back HRs:
B-2-B-2-B-2-B HRs: 9/11/21 vs. TUL - Garrett/Kennedy/Fletcher/Canzone (3rd inning)
HR, Both Sides of the Plate: 3x: Last: Stankiewicz (7/15/22 vs SA)
Hitting for the Cycle:

OPPONENTS OFFENSE

Most Runs, Game: 21 (2x: Last: 9/2/22 vs. FRI)
Most Runs, Inning: 11 (9/2/22 vs. FRI, 5th inning)
Most Hits, Game (Team): 23 (9/2/22 vs. FRI)
Most Hits, Game (Indiv.): 6 (Guldborg, 4/10/22 vs MID)
Fewest Hits, Game: 0 (2x: Last: 8/1/21 vs. SA - Frias no-hitter)
Most HRs, Game (Team): 9 (Last: 5/17/22 vs. TUL)
Most HRs, Game (Indiv.): 4 (Chandler Redmond, 8/10/22 vs SPR)
Most SBs, Game (Indiv.): 3 (Acuña, 4/30/23 vs. FRI)
Grand Slams: 23 (Last: Hicks, 5/20/23 @ FRI, off Hill, 5th inning)
Most Runners LOB, Team: 16 (4/10/22 vs. MID)
Most Runs To Overcome Deficit: 10 (7/18/21 @ MID)

OPPONENTS PITCHING

Most Ks Team (9 innings): 17 (4x: Last: 8/12/23 @ TUL)
Most Ks, Team (extra innings): 19 (5/11/19 @ CC, 10)
Most Walks, Team: 12 (6/20 @ CC)
Shutout: 21x: Last: 4/22/23 @ NWA
Last Complete Game: Jones (5/26/22 (2) @ ARK)
Last Complete Game Shutout (7 IP): Jones (5/26/22 (2) @ ARK)
Most Ks, Individual: 14 (Dustin May, 6/22/19 @ TUL)
Most Walks, Individual: 7 (Robaina, 7/31/22 vs. CC)

OPPONENTS DEFENSE

Most Errors, Team: 4 (5x: Last: 7/22/22 @ MID)
Most Errors, Individual: 3 (3x: Last: Whitcomb, 4/12/23 vs. CC)
Most Ground Into Double Plays: 4 (2x: Last: 9/14/22 @ SA)

MISCELLANEOUS

Longest Home Game Time (9 innings): 4:08 (9/11/21 vs. TUL)
Shortest Home Game Time (9 innings): 2:01 (6/8/22 vs FRI)
Longest Road Game Time (9 innings): 3:34 (7/29/19 @ NWA)
Shortest Road Game Time (9 innings): 1:50 (8/21/22 @ MID)
Longest Game Time (7 innings): 2:36 (9/1/21 @ SA)
Shortest Game Time (7 innings): 1:29 (5/26/22 (2) @ ARK)
Longest Extra-Inning Game: 4:08 (4/22/22 vs. SA, 11)
Longest Game (Innings): 13 (6/30/23 vs TUL)
Longest Game Delay (Home): 3:15 (5/18/21 vs. MID)
Longest Game Delay (Road): 1:53 (5/19/23 @ FRI)
Highest Attendance (Home): 7,588 (7/3/23 vs. TUL)
Highest Attendance (Road): 10,366 (5/18/19 @ FRI)
Lowest Attendance (Home): 3,231 (4/25/23 vs. FRI)
Lowest Attendance (Road): 1,906 (8/17/22 @ MID)
Largest Margin of Victory: 15 (19-4, 6/9/21 vs. CC)
Largest Margin of Defeat: 19 (21-2, 9/2/22 vs. FRI)

HR in 2 straight games: 63x: Last: Castillo (8/15-16/23 vs. ARK)
HR in 3 straight games: 10x: Last: Melendez (8/12 @ TUL-8/15-16/23 vs. ARK)
HR in 4 straight games: Roberts (6/30-7/3/23 vs TUL)
Triple in 2 Straight games: 5x: Last: Carroll (5/17-18 vs. TUL)
Triple in 3 straight games: Carroll, 6/12-15 vs. FRI, @ SA)
Five (5) RBI: 15x: Last: Castillo (8/16/23 vs ARK)
Six (6) RBI: 4x: Last: Forbes, (7/28/22 vs. CC)
Seven (7) RBI: 2x, Last: Vukovich (7/3/23 (1) vs TUL)
Four Runs: 10x: Last: Vukovich (7/3/23 (1) vs TUL)
Five Runs: Perdomo (9/11/21 vs. TUL)
Two Stolen Bases: 45x: Last: Dalesandro (8/13/23 @ TUL)
Three Stolen Bases: 9x: Last: Lawlar (8/10/23 @ TUL)
Four Stolen Bases:
Steal of home (straight): 2x: Last: Barrosa (9/4/22 vs FRI)
Steal of home (double steal): 3x: Last: Bliss/Lawlar (6/22/23 @ CC)
Four (4) Walks: 4x: Last: Roberts (8/12/23 @ TUL)
10 Total Bases in a Game: 8x: Last: Castillo (8/16/23 vs. ARK)
Most Total Bases in a game: 12 (4x: Last: Castillo (8/16/23 vs. ARK)

SOD POODLES TEAM

20 Runs, Game: 20, 9/11/21 vs. TUL
20 Hits, Game: 5x: Last: 20, 8/18/22 @ MID
10+ Runs, Inning: 2x: Last: 6/11/22 vs. FRI (11, 8th inning)
Back-to-back 15-hit games: 2x: Last: 4/22-4/23/22 vs. SA
Everyone in order gets a hit: 34x: Last: 8/16/23 vs. ARK
Everyone in order gets multiple-hits: 5/8/22 vs. MID
Everyone in order scores a run: 8x: Last: 8/16/23 vs. ARK
Only player in order to get a hit: 4x: Last: Diaz, G1, 9/1/21 @ SA
15+ Strikeouts, Game (Batting): 19x: Last: 8/12/23 @ TUL (17)
Triple Play:
Winning Streak: 7 (6/6-13/23)
Losing Streak: 7 (7/30-8/6/22)

[illegible][illegible]

Game	Date	Opponent	W/L	Winning Pitcher	Losing Pitcher	Save	Record	Standing	Attendance	TOG
1	4/6	@ FRI	L, 12-4	Anderson, G (1-0)	Jarvis, B (0-1)	-	0-1	T-2nd (-1.0)	8,320	2:28
2	4/7	@ FRI	W, 3-1	Albright, L (1-0)	Krauth, N (0-1)	Backhus, K (1)	1-1	T-1st (+0.5)	8,655	2:16
3	4/8	@ FRI	W, 5-3	Rice, J (1-0)	Starr, N (0-1)	Vizcaino, R (1)	2-1	T-1st (+1.0)	9,030	2:57
4/9-10		OFF								
4	4/11	CC	L, 5-4	Melendez, J (1-0)	Patrick, C (0-1)	Macuare, A (1)	2-2	T-2nd (-1.0)	5,452	2:26
5	4/12	CC	W, 13-10	Mantiply, J (1-0)	Robaina, J (0-1)	-	3-2	T-1st (+1.0)	4,093	3:16
6	4/13	CC	W, 5-2	Jarvis, B (1-1)	Cobos, F (0-1)	Montes De Oca, C (1)	4-2	1st (+1.0)	4,547	2:39
7	4/14	CC	L, 13-10	Sprinkle, J (1-0)	Albright, L (1-1)	-	4-3	T-1st (+1.0)	6,417	2:54
8	4/15	CC	W, 5-3	Mantiply, J (2-0)	Gordon, C (0-2)	Backhus, K (2)	5-3	1st (+1.0)	6,146	2:28
9	4/16	CC	L, 11-5	Melendez, J (2-0)	Patrick, C (0-2)	-	5-4	T-1st (+1.0)	5,187	2:54
4/17		OFF								
10	4/18	@ NWA	L, 16-6	Del Rosario, Y (1-0)	Olivero, D (0-1)	-	5-5	T-1st (+1.0)	2,399	2:40
11	4/19	@ NWA	W, 5-0	Jarvis, B (2-1)	Veneziano, A (1-1)	-	6-5	T-1st (+1.0)	2,792	2:29
12	4/20	@ NWA	W, 3-2 (10)	Otanez, M (1-0)	Biasi, D (1-1)	Rice, J (1)	7-5	1st (+0.5)	3,751	3:08
13	4/21	@ NWA	L, 5-0	Hoffmann, A (2-1)	Hill, J (0-1)	-	7-6	T-1st (+1.0)	4,690	2:26
14	4/22	@ NWA	L, 5-0	Marsh, A (1-0)	Patrick, C (0-3)	-	7-7	T-1st (+3.0)	4,856	2:14
15	4/23	@ NWA	W, 6-2	Saalfrank, A (1-0)	Way, B (0-2)	-	8-7	T-1st (+0.5)	4,640	2:48
4/24		OFF								
16	4/25	FRI	W, 9-7	Rice, J (2-0)	Starr, N (1-2)	Backhus, K (3)	9-7	T-1st (+1.0)	3,231	2:34
17	4/26	FRI	W, 12-11 (10)	Workman, B (1-0)	Church, M (0-1)	-	10-7	1st (+1.0)	3,275	3:24
18	4/27	FRI	L, 5-1	Roby, T (1-2)	Bain, J (0-1)	-	10-8	1st (+0.5)	6,239	2:38
19	4/28	FRI	L, 12-6	Speas, A (1-0)	Patrick, C (0-4)	-	10-9	2nd (-0.5)	4,393	2:55
20	4/29	FRI	W, 11-4	Olivero, D (1-1)	Leiter, J (0-2)	-	11-9	1st (+0.5)	5,928	2:38
21	4/30	FRI	L, 12-7	Church, M (1-1)	Tineo, M (0-1)	-	11-10	T-1st (+0.5)	5,125	2:53
5/1		OFF								
22	5/2	@ CC	L, 3-1	Robaina, J (1-2)	Fisher, H (0-1)	-	11-11	T-2nd (-1.0)	2,774	2:05
23	5/3	@ CC	W, 3-0	Pope, A (1-0)	Kouba, R (1-1)	Backhus, K (4)	12-11	T-1st (+1.5)	2,401	2:15
24	5/4	@ CC	L, 6-1	Gordon, C (2-2)	Patrcik, C (0-5)	-	12-12	T-2nd (-1.0)	3,678	2:11
25	5/5	@ CC	W, 12-8	Goddard, J (1-0)	Plumlee, P (0-1)	-	13-12	T-1st (+2.5)	4,651	3:13
26	5/6	@ CC	L, 12-7	VanWey, L (1-0)	Tineo, M (0-2)	-	13-13	T-2nd (-1.0)	4,327	2:49
27	5/7	@ CC	L, 5-4	Arrighetti, S (2-2)	Albright, L (1-2)	McDonald, C (1)	13-14	T-2nd (-2.0)	4,726	2:28
5/8		OFF								
28	5/9	MID	L, 11-9	Supak, T (2-0)	Hill, J (0-2)	-	13-15	2nd (-3.0)	6,284	2:47
29	5/10	MID	W, 6-3	Saalfrank, A (2-0)	Salinas, R (1-2)	-	14-15	2nd (-2.0)	4,495	2:20
30	5/11	MID	L, 16-6	Pérez, F (1-0)	Olivero, D (1-2)	-	14-16	2nd (-3.0)	5,363	2:56
31	5/12	MID	L, 6-1	Cushing J (1-0)	Tineo, M (0-3)	-	14-17	3rd (-4.0)	7,165	2:27
	5/13	MID	PPD							
32	5/14(1)	MID	W, 10-1	Albright, L (2-2)	Ginn, J (0-2)	-	15-17	-	0	1:40
33	5/14(2)	MID	L, 13-1	Tomioka, S (1-0)	Hill, J (0-3)	-	15-18	3rd (-4.0)	4,621	2:32
5/15		OFF								
34	5/16	@ FRI	L, 3-2	Church, M (2-2)	Goddard, J (1-1)	Starr, N (1)	15-19	3rd (-4.0)	10,019	2:30
35	5/17	@ FRI	L, 10-4	Leiter, J (2-2)	Olivero, D (1-3)	-	15-20	T-4th (-4.0)	2,890	2:27
36	5/18	@ FRI	L, 7-1	Garcia, R (1-3)	Bain, J (0-2)	-	15-21	5th (-4.0)	3,480	2:13
37	5/19	@ FRI	W, 2-1	Albright, L (3-2)	White, O (1-1)	Rice, J (2)	16-21	T-4th (-4.0)	5,943	2:24 (1:53)
38	5/20	@ FRI	L, 8-7 (10)	Kelly, A (2-0)	Stumpo, M (0-1)	-	16-22	T-4th (-5.0)	7,070	3:26
39	5/21	@ FRI	W, 3-1	Patrick, C (1-5)	Church, M (2-3)	Montes De Oca, C (2)	17-22	T-4th (-5.0)	6,306	2:32
5/22		OFF								
40	5/23	@ SA	L, 14-4	Bachar, L (2-0)	Olivero, D (1-4)	-	17-23	5th (-5.0)	5,054	2:48
41	5/24	@ SA	L, 4-3	Hernandez, N (3-1)	Montes De Oca, C (0-1)	-	17-24	5th (-5.0)	4,990	2:35
42	5/25	@ SA	L, 5-4	Kopps, K (3-0)	Otanez, M (1-1)	Jacob, A (1)	17-25	5th (-6.0)	3,549	2:35
43	5/26	@ SA	L, 8-2	Wolf, J (3-5)	Hill, J (0-4)	-	17-26	5th (-7.0)	4,124	2:57
44	5/27	@ SA	W, 1-0	Patrick, C (2-5)	Snider, D (0-3)	Saalfrank, A (1)	18-26	5th (-6.0)	4,828	2:30
45	5/28	@ SA	W, 9-3	Grammes, C (1-0)	Henry, H (1-2)	-	19-26	5th (-5.0)	3,530	2:46
5/29		OFF								
46	5/30	SPR	W, 7-1	Bain, J (1-2)	Gragg, L (0-3)	-	20-26	5th (-4.0)	4,179	2:11
47	5/31	SPR	W, 13-8	Stumpo, M (1-1)	Sawyer, L (1-2)	-	21-26	4th (-4.0)	4,177	3:03
48	6/1	SPR	W, 3-2	Grammes, C (2-0)	Pereira, W (3-3)	-	22-26	4th (-4.0)	4,690	1:54
49	6/2	SPR	PPD							
49	6/3 (1)	SPR	L, 5-4 (8)	Roycroft, C (1-0)	Backhus, K (0-1)	Granillo, A (2)	22-27	4th (-3.5)	-	2:26
50	6/3 (2)	SPR	W, 6-1 (7)	Olivero, D (2-4)	Hernandez, K (5-2)	-	23-27	4th (-4.0)	6,502	1:39
51	6/4	SPR	L, 6-5	Sawyer, L (2-2)	Grammes, C (2-1)	-	23-28	4th (-4.0)	5,636	2:44





Game	Date	Opponent	W/L	Winning Pitcher	Losing Pitcher	Save	Record	Standing	Attendance	TOG
103	8/8	@ TUL	L, 7-4	Sublette, R (2-3)	Hill, J (5-6)	Cowdy, K (1)	54-49, 20-14	1st (+1.0)	3,508	2:40
104	8/9	@ TUL	W, 7-4	Mabrey, W (2-0)	Dodson, T (5-6)	Montes De Oca, C (3)	55-49, 21-14	1st (+1.0)	3,727	2:40
105	8/10	@ TUL	W, 7-4	Otanez, M (3-2)	Little, J (0-1)	Backhus, K (8)	56-49, 22-14	1st (+1.0)	3,762	2:57
106	8/11	@ TUL	L, 5-1	Williams, K (1-0)	Solomon, P (0-1)	--	56-50, 22-15	T-1st (+3.0)	6,247	2:27
107	8/12	@ TUL	W, 10-9	Rice, J (4-0)	Fisher, B (5-4)	Montes De Oca, C (4)	57-50, 23-15	1st (+1.0)	6,295	3:10
108	8/13	@ TUL	W, 9-3	Hill, J (6-6)	Ortiz-Mayr, O (1-4)	--	58-50, 24-15	1st (+2.0)	2,886	2:48
	8/14	OFF								
109	8/15	ARK	W, 8-7	Montes De Oca, C (2-2)	Tyler, K (6-9)	Rice, J (3)	59-50, 25-15	1st (+3.0)	4,150	2:49
110	8/16	ARK	W, 17-6	Lin, Y (3-1)	Semple, S (2-5)	--	60-50, 26-15	1st (+3.0)	3,522	2:51
111	8/17	ARK								
112	8/18	ARK								
113	8/19	ARK								
114	8/20	ARK								
	8/21	OFF								
115	8/22	@ SA								
116	8/23	@ SA								
117	8/24	@ SA								
118	8/25	@ SA								
119	8/26	@ SA								
120	8/27	@ SA								
	8/28	OFF								
121	8/29	MID								
122	8/30	MID								
123	8/31	MID								
124	9/1	MID								
125	9/2	MID								
126	9/3	MID								
	9/4	OFF								
127	9/5	@ ARK								
128	9/6	@ ARK								
129	9/7	@ ARK								
130	9/8	@ ARK								
131	9/9	@ ARK								
132	9/10	@ ARK								
	9/11	OFF								
133	9/12	FRI								
134	9/13	FRI								
135	9/14	FRI								
136	9/15	FRI								
137	9/16	FRI								
138	9/17	FRI								
END OF SEASON										