



**SOD
POODLES
BASEBALL
CLUB**

NEWS & NOTES

HODGETOWN

715 S. BUCHANAN ST

AMARILLO, TEXAS 79101

806-803-7762

TWITTER: @SODPOODLES

Sod Poodles Media Relations Department: Director, Cory Hilborne - CoryH@SodPoodles.com, 806-803-9614

Arkansas Travelers (75-66, 2-1)

RHP Kyle Tyler (0-0, 1.93 ERA)

VS.

Amarillo Sod Poodles (79-62, 2-1)

RHP Dylan Ray (0-0, 14.73 ERA)

Sunday, September 24, 2023 • 1:35 PM CT • Dickey-Stephens Park • Radio: KVWE-102.9 FM • Game 142 • Road Game 72

UPCOMING GAMES

DAY	DATE	OPPONENT	PROBABLE PITCHERS	TIME (CT)	RADIO
Tue	Sept 26	vs ARK	RHP Blas Castano (0-1, 12.27 ERA)	7:05 PM	KVWE-102.9 FM
Wed	Sept 27*	vs ARK	RHP Jimmy Joyce (0-0, 0.00 ERA)	7:05 PM	KVWE-102.9 FM

ARK SEASON RESULTS

Date	Site	Result
8/15	vs. ARK	W, 8-7
8/16	vs. ARK	W, 17-6
8/17	vs. ARK	L, 8-6
8/18	vs. ARK	W, 6-5
8/19	vs. ARK	L, 7-5
8/20	vs. ARK	W, 7-5
9/5	@ ARK	W, 2-1
9/6	@ ARK	L, 15-3
9/7	@ ARK	W, 1-0
9/8	@ ARK	W, 3-1
9/9	@ ARK	W, 5-3
9/10	@ ARK	W, 6-5 (10)
9/24	@ ARK	
9/26	vs. ARK	
9/27*	vs. ARK	

ARKANSAS SERIES CAPSULE

2023 at Home: 4-2
2023 on Road: 5-1
All-Time at Home: 10-8
All-Time on Road: 10-9
All-Time Totals: 20-17

STREAKS

Last 5 Games: 3-2
Last 10 Games: 8-2
Longest 2023 Winning Streak: 7
Longest 2023 Losing Streak: 4 (2x)
All-Time W/L: 276-257

LEAGUE STANDINGS

TEXAS LEAGUE 2ND HALF

North (W-L-PCT-GB)

#SPRINGFIELD	38-31	.551	2.0
WICHITA	36-33	.522	3.0
NW ARKANSAS	35-34	.507	3.0
*ARKANSAS	28-41	.406	10.0
TULSA	24-45	.348	14.0

South (W-L-PCT-GB)

#AMARILLO	43-26	.623	-
MIDLAND	38-31	.551	5.0
CORPUS CHRISTI	37-32	.536	6.0
FRISCO	33-36	.478	10.0
*SAN ANTONIO	33-36	.478	10.0

OVERALL

North (W-L-PCT-GB)

*ARKANSAS	73-65	.529	-
#SPRINGFIELD	72-66	.522	1.0
TULSA	65-73	.471	8.0
WICHITA	64-73	.467	8.5
NW ARKANSAS	64-74	.464	9.0

South (W-L-PCT-GB)

#AMARILLO	77-61	.558	-
CORPUS CHRISTI	70-68	.507	7.0
MIDLAND	70-68	.507	7.0
*SAN ANTONIO	70-68	.507	7.0
FRISCO	64-73	.467	12.5

* Clinched 1st half # Clinched 2nd Half

POSTSEASON LEADERS

AVERAGE: .538 - De Los Santos
HITS: 7 - De Los Santos
2B: 2 - Cintron / De Los Santos
TRIPLES: 1 - Cintron / De Los Santos / Tawara
HOME RUNS: 3 - Roberts
RBI: 6 - Roberts
OPS: 1.615 - De Los Santos
SB: 2 - Vukovich
SO (P): 7 - Diaz
SAVES: 1 - Rashi / Rice
ERA: 0.00 - Rashi
WINS: 1 - Diaz / Grammes

ATTENDANCE

Last: 4,969
Total: 355,440
Average: 5,385
No. of Sellouts: 24

CHASE FOR 81: Ending the regular season at 77-61 on the year, the Sod Poodles have already surpassed the most wins in a single-season in team history. That mark was set at 72 during the 2019 Championship season. The Sod Poodles will need to win two more games in 2023 to once again be crowned Texas League Champions. Amarillo currently holds a 276-258 All-Time record during the regular season and are 284-262 including postseason.

ON THE BUMP: D-backs' no. 19-rated prospect Dylan Ray will make his second start of the playoffs as he starts game one of the Texas League Championship Series against the Arkansas Travelers. Ray got the start in game one of the Texas League South Division Championship, going 3.2 IP last Tuesday at HODGETOWN, allowing six runs on eight hits with four home runs allowed to the Missions.

Ray has faced the Travs once in the regular season, allowing seven hits and nine runs on a pair of home runs with six strikeouts and four walks.

For the Travs, **RHP Kyle Tyler** will take the ball in game one. Like Ray, Tyler started game one of the Divisional round against Springfield, going 4.2 IP with four hits and one run allowed with six strikeouts. He faced the Sod Poodles three times in the regular season, going 0-2 with a 7.53 ERA with 17 hits, 12 runs, four home runs, 17 strikeouts, and nine walks.

TRES, PORFAVOR: Deyvison De Los Santos ended the South Division Championship series with a three-hit effort, going 3-for-4 with a pair of doubles and a RBI. The D-backs' no. 5-rated prospect ended the series against San Antonio hitting .538 (7-for-13) with two doubles, a triple, a home run, and four RBI. De Los Santos ended the regular season hitting .312 over his final 50 games since returning from the All-Star Break and carried it over into the playoffs with multi-hit efforts in all three games against San Antonio.

1 FOR 2: Jancarlos Cintron was second on the club in hits during the Divisional Round, hitting .500 (6-for-12) with a pair of doubles, a triple, and four RBI as well for the Sod Poodles. After ending his 20 games in the regular season hitting .225 (16-for-71) with three triples, Cintron carried a hot bat into the postseason. He ranked second among all full-season minor leaguers in 2022 with his .338 AVG in Triple-A Reno before an injury derailed most of his 2023 season. On Tuesday, Cintron became one of just two Sod Poodles to ever record four hits in a postseason game wearing an Amarillo uniform.

MMMM, BEER: Seth Beer was one of three Sod Poodles to collect a multi-hit effort in the winner-take-all tilt on Friday night, going 2-for-3 with a RBI double, and two runs scored. Beer ended the three-game set hitting .364 (4-for-11) with a double, two home runs, three RBI, and five runs scored. Batting in the five hole on Friday, Beer and the remaining four batters in the Sod Poodles lineup all recorded a RBI. Beer has now recorded 29 multi-hit efforts in total this year in 86 games, with 14 coming over his last 29 games played.

ARM BARN: The combination of Raffi Vizcaino, Conor Grammes, Carlos Meza, Michel Otanez, and Taylor Rashi limited the Missions to the fewest hits ever by Amarillo pitchers in a postseason game for Amarillo. The three total hits allowed by the staff on Friday night was one fewer than the four hits allowed on September 13, a 2-0 shutout loss by the Sod Poodles in game three of the Texas League Championship series against Tulsa in 2019. The three-hitter was the 10th in 2023 by Amarillo pitchers and the 25th overall in team history. Raffi Vizcaino matched his season-high in innings pitched (3.0) while Taylor Rashi made it nine straight games without an earned run allowed. Rashi picked up his second save of the year with Amarillo - first of the playoffs. Working two hitless innings, Michel Otanez made it six straight games without a run allowed. Conor Grammes earned his first win of the playoffs and improved to 6-2 on the year and has allowed just two runs over his last seven innings dating back to September 7th.

ROAD WARRIORS: The Sod Poodles have now made it seven straight road wins in elimination games during the playoffs dating back to the 2019 Championship run. In the inaugural season, Amarillo staged off elimination by winning three straight in Midland during the South Division Championship Series and then took the final two on the road in Tulsa to capture the Texas League Championship in the first year in franchise history. Friday's win made it seven-straight road elimination games the Sod Poodles have won. In such games, Amarillo has outscored their opponents 42-18.

SOD POODLES BREAKDOWN

At Home: 40-29 (0-1)
On the Road: 37-32 (2-0)
Day Games: 11-7
Night Games: 65-54 (2-1)
vs. RHP: 66-51 (2-0)
vs. LHP: 11-10 (0-1)
First Half: 34-35
Second Half: 43-26
April: 11-10
May: 10-16
June: 15-10
July: 15-9
August: 14-13
September: 12-3 (2-1)
Monday: 2-0
Tuesday: 10-11 (0-1)
Wednesday: 12-10
Thursday: 11-11 (1-0)
Friday: 9-13 (1-0)
Saturday: 18-7
Sunday: 15-9

Scoring First: 46-27 (1-0)
Opp. Scoring First: 31-34 (1-1)
Extra Innings: 3-5 (0-1)
Doubleheaders: 6-2
Commit An Error: 41-36 (1-1)
Commit No Errors: 36-25 (1-0)
Walk-Off Wins: 6
Walk-Off Losses: 5

vs. North 1st Half: 7-5
vs. South 1st Half: 27-30
vs. North 2nd Half: 25-11
vs. South 2nd Half: 18-15 (2-1)

Scoring 4+ Runs: 63-37 (2-1)
Opp. Scoring 4+ Runs: 36-59 (1-1)
Scoring 3 Or Fewer Runs: 14-24
Opp. Scoring 3 Or Fewer Runs: 41-2 (1-0)
Out-Hit Opponent/Tie: 64-23 (1-1)
Out-Hit By Opponent: 13-38 (1-0)
Lead After 6: 55-13 (2-0)
Trail After 6: 11-45
Tied After 6: 11-3 (0-1)
Lead After 7: 61-7 (2-0)
Trail After 7: 8-48
Tied After 7: 7-6 (0-1)
Lead After 8: 63-3 (2-0)
Trail After 8: 2-52
Tied After 8: 6-6 (0-1)

Series (W-L-T): 11-6-7

Game 1: 11-13 (0-1)
Game 2: 14-9 (1-0)
Game 3: 12-11
Game 4: 11-11
Game 5: 16-6
Game 6: 13-9
Series Sweeps: 1
Series Been Swept: 0



STARTING PITCHER



#25 DYLAN RAY - RHP

HEIGHT: 6'3"

WEIGHT: 230

B/T: R/R

AGE: 22 (5/9/2001 in Huntsville, AL)

3 C

1-2

15/8 K/BB

8.36 ERA

LAST WIN: 9/12/23 vs FRI

LONGEST 2023 OUTING: 7.0 IP (2x, Last: 7/27 @ TRI (A+))

LAST HOME RUN ALLOWED: 9/19/23 vs SA (Cole Cummings, 4th inning, Solo)

CAREER VS. ARK: 1 G, 0-1, 26.13 ERA, 3.1 IP, 7 H, 9 R, 9 ER, 2 HR, 6 K, 4 BB, 2 HB

- Selected by the Arizona Diamondbacks in the fourth round (108th overall) in the 2022 MLB Draft out of the University of Alabama.
- Currently ranked as the D-backs' no. 19-rated prospect.
- Made his professional debut on August 13, 2022 with the Arizona Complex League...appeared in two games in the ACL, working 2.0 IP without a hit allowed.
- Appeared in the final six games of his rookie season with Low-A Visalia, going 0-3 with a 7.71 ERA.
- Began the 2023 season with High-A Hillsboro and earned his first professional win on April 27 against Tri-City (5.0 IP, 3 H, ER, BB, 9 K).
- Was named NWL League Pitcher of the Month in July after going 4-0 with a 0.72 ERA...Worked 25.0 IP with 13 H, 2 ER, 26 K, 5 BB.
- Currently ranks fifth among all qualified D-backs farm hands with his 4.37 ERA while his 1.24 WHIP ranks second...Is third with 138 strikeouts.

CAREER STATS (REGULAR SEASON)

YEAR	TEAM	W-L	ERA	G	GS	CG	SHO	IP	H	R	ER	HR	HB	BB	SO	WP	GDP	BAA
2022	ACL D-backs (RK)	0-0	0.00	2	2	0	0	2.0	0	0	0	0	0	1	3	0	0	.000
	Visalia (A-)	0-3	7.71	6	6	0	0	11.2	16	14	10	5	1	3	14	0	0	.314
2023	Hillsboro (A+)	7-6	3.81	22	22	0	0	99.1	84	43	42	8	4	32	123	5	6	.229
	Amarillo (AA)	1-2	8.36	3	3	0	0	14.0	17	14	13	3	2	8	15	0	0	.309
MINOR LEAGUE TOTALS		8-11	4.61	33	33	0	0	127.0	117	71	65	16	7	44	155	5	6	.244

2023 HIGHS (INC. POSTSEASON)

INNINGS: 5.2 (8/31 vs MID)
 HITS: 8 (2x, Last: 9/19 vs SA)
 RUNS: 9 (9/6 @ ARK)
 EARNED RUNS: 9 (9/6 @ ARK)
 STRIKEOUTS: 6 (9/6 @ ARK)
 WALKS: 4 (9/6 @ ARK)
 HOME RUNS: 4 (9/19 vs SA)
 CONSECUTIVE WINS: 1 (9/12 vs FRI)
 CONSECUTIVE LOSSES: 2 (8/31-9/6)
 SHORTEST START: 3.1 (9/6 @ ARK)
 PITCHES THROWN: 102 (8/31 vs MID)

CAREER HIGHS

INNINGS: 7.0 (2x, Last: 7/27/23 @ TRI (A+))
 HITS: 8 (8/31/23 vs MID)
 RUNS: 9 (9/6/23 @ ARK)
 EARNED RUNS: 9 (9/6/23 @ ARK)
 STRIKEOUTS: 9 (2x, Last: 8/13/23 @ SPO (A+))
 WALKS: 4 (2x, Last: 9/6/23 @ ARK)
 HOME RUNS: 4 (9/19/23 vs SA)
 CONSECUTIVE WINS: 4 (7/5-27/23)
 CONSECUTIVE LOSSES: 2 (4x, Last: 8/31-9/6/23)
 SHORTEST START: 0.1 (5/11/23 @ SPO (A+))
 PITCHES THROWN: 102 (8/31/23 vs MID)

2023 SPLITS (REG. SEASON)

VS. RIGHT: .294/.333/.529, 10 H, 3 2B, 3B, HR, 8 RBI, 9 K, 3 BB
 VS. LEFT: .333/.500/.619, 7 H, 2 HR, 6 RBI, 6 K, 5 BB
 HOME: 2 G, 1-1, 3.38 ERA, 10 H, 4 ER, HR, 9 K, 4 BB
 ROAD: 1 G, 0-1, 24.30 ERA, 3.1 IP, 7 H, 9 R, 9 ER, 2 HR, 6 K, 4 BB
 W/ RISP: .294/.391/.647, 5 H, 2 HR, 11 RBI, 6 K, 3 BB
 DAY: --
 NIGHT: 3 G, 1-2, 8.36 ERA, 17 H, 13 ER, 3 HR, 15 K, 8 BB
 TEAM W/L IN STARTS: 1-2

OPPOSING STARTER - RHP KYLE TYLER (0-0, 1.93 ERA)

CAREER VS. AMA: 3 G, 0-2, 7.53 ERA, 14.1 IP, 17 H, 12 R, 12 ER, 4 HR, 17 K, 9 BB, HB

BATTER-PITCHER MATCH-UPS (ACTIVE ROSTER, 2023)

SOD POODLES VS. KYLE TYLER:

PLAYER	H	AB	AVG	XBH	HR	RBI	BB	SO
Vukovich, A	4	8	.500	0	0	2	1	2
Castillo, N	3	6	.500	1	1	1	1	1
Tawa, T	3	7	.429	1	1	1	2	0
Beer, S	2	7	.286	0	0	0	1	2
Roberts, C	1	4	.250	1	0	0	2	1
De Los Santos, D	1	5	.200	0	0	0	0	2
Centeno, J	0	4	.000	0	0	1	1	4
Duzenack, C	0	3	.000	0	0	0	0	1
Chen, S	0	2	.000	0	0	0	0	0
D'Orazio, J	0	3	.000	0	0	1	0	0

TRAVELERS VS. DYLAN RAY:






PLAYER	H	AB	AVG	XBH	HR	RBI	BB	SO
Hoover, C	1	1	1.000	0	0	0	0	0
Locklear, T	2	2	1.000	1	0	1	0	0
Perez Jr., R	2	3	.667	1	1	3	0	1
Warmoth, L	1	2	.500	1	0	1	0	1
Rivas, L	1	2	.500	1	1	4	1	0
Clase, J	0	2	.000	0	0	0	0	2
Rodriguez, A	0	2	.000	0	0	0	0	2
Polcovich, K	0	0	.000	0	0	0	2	0
Scheffler, M	0	1	.000	0	0	0	1	0



2023 HIGHS: Hits - 4, Runs - 3, RBI - 4, HR - 3, 2B - 2, 3B - 0, BB - 2, K - 3, SB - 0

- 🏆 Player of the Month (July, 2019), Baseball America Minor League All-Star (2019) and Baseball America Double-A All-Star (2019).
- 🏆 Made his MLB debut on 9/10/2021 with the D-backs and spent parts of the 2021 and 2022 seasons in the league with 43 career games played.
- 🏆 Hit the seventh walk-off home run in team history on Aug. 5 against Corpus Christi...Completed a five-run comeback.
- 🏆 **Recorded the first three-HR game of his professional career on September 1 vs Midland....Amarillo's third-ever three-HR game.**
- 🏆 **Was named Texas League Player of the Week for Aug 29 - Sept. 3 after hitting 10-for-19 (4 HR, 2 2B, 8 RBI, 9 R, 2 BB, HBP, 4 K) vs MID.**

2023 HIGHS: Hits - 4, Runs - 3, RBI - 5, HR - 2, 2B - 2, 3B - 1, BB - 2, K - 4, SB - 1

 Had his first three-hit night in 2023 with a 3-for-4 performance against San Antonio...Had three-straight multi-hit games (6/11-14).
 Had a career-long hit streak of 14 games (6/4-28)...Surpassing his previous career-long of 13 games with Visalia (6/27-7/17/21).
 **Recorded a home run in three straight games for the first time in his professional career from July 15-18.** Had five separate consecutive HR games for Low-A Visalia during the 2021 season in which he set a single-season career-high with 21 home runs.
 Hit .317 (20-for-63) with five home runs, three doubles, 15 RBI, and 12 runs scored in 17 games during the month of July.
 **Was named Texas League Player of the Week for August 14-20 after hitting .478 (4 HR, 2 2B, 3B, 14 RBI, 9 R) against Arkansas.**

2023 HIGHS: Hits - 4, Runs - 2, RBI - 3, HR - 1, 2B - 2, 3B - 0, BB - 2, K - 4, SB - 1

- 🏆 2017 World Series Champion (HOU).
- 🏆 Made his MLB Debut on 9/18/2013 with the New York Mets and collected his first single that night off 3-time All-Star Matt Cain.
- 🏆 Set a career-high with 15 home runs including 14 in 81 games with Amarillo in 2022.
- 🏆 Named a Texas League Post-Season All-Star (2022) and the MiLB.com Organization All-Star (2022, ARI).
- 🏆 Recorded just the fourth four-hit game of his professional career on Sept. 3 vs Midland...Last four-hit game came on 8/22/15 with Triple-A Colorado Springs...Has played in 1,002 professional games (including postseason).

2023 HIGHS: Hits - 2, Runs - 1, RBI - 2, HR - 1, 2B - 1, 3B - 1, BB - 3, K - 3, SB --

- 👤 Signed by the Arizona Diamondbacks as a minor-league free agent on July 2, 2019
- 👤 Made his professional debut during the 2021 season with Low-A Visalia...Recorded two hits and three RBI in his first game.
- 👤 Ended his first pro season hitting .198 in 83 games with six HR between Visalia and three games in the Arizona Complex League.
- 👤 Combined to hit .236 in 88 games between Visalia and High-A Hillsboro during the 2022 season...Hit 21 doubles between the two.
- 👤 Began the 2023 season with Hillsboro, hitting .207 in 59 games for the Hops.
- 👤 Was assigned to the ACL on July 13 and proceeded to hit .357 in nine games.
- 👤 Hit a home run in his Double-A debut for his first hit with Amarillo, going 1-for-2 with two walks on Aug. 3 vs Corpus Christi

2023 HIGHS: Hits - 2, Runs - 1, RBI - 1, HR --, 2B - 1, 3B --, BB - 1, K - 3, SB - 1

- 👉 Signed by the Arizona Diamondbacks on June 22, 2017 as a minor league free agent.
- 👉 Has appeared in 110 games with Amarillo since 2021, hitting .268 (23 2B, 12 HR, 62 RBI, 25 BB).
- 👉 In 65 games with Triple-A Reno in 2022, hit .353 (21 2B, 3 3B, 3 HR, 29 RBI, 16 BB)...Led the D-backs system hitting .338 in 103 games.
- 👉 Was placed on the 60-day IL on March 31, 2023.
- 👉 Began a rehab assignment in the Arizona Complex League on August 5th...Hit .323 in 11 games (HR, 5 RBI, 5 BB).
- 👉 Last Double-A appearance with Amarillo was on May 21, 2022...Hit .311 in 38 games with Amarillo in 2022 (13 2B, 4 HR, 30 RBI, 9 BB).
- 👉 One of just two players with a four-hit game for Amarillo in the playoffs (Edward Olivares, 9/15/19 @ TUL).

#2 J.J. D'ORAZIO - C																2023 HIGHS: Hits - 3, Runs - 2, RBI - 3, HR - 1, 2B - 1, 3B - 1, BB - 1, K - 2, SB --															
HEIGHT: 6'1"				WEIGHT: 170				B/T: R/R				AGE: 21 (12/28/2001 in Maracay, VEN)				2023 SPLITS:															
G	AVG	OBP	SLG	AB	R	H	2B	3B	HR	RBI	BB	SB/ATT	SO	V. RHP	V. LHP	HOME	AWAY	RISP													
37	.217	.236	.297	138	12	30	6	1	1	13	4	-/-	33	.208	.278	.222	.212	.225													
LAST GAME: DNP						LAST HOME RUN: 8/27 @ SA off Blanchard (3-Run)										CURRENT HITTING: 0															
POSTSEASON:						LAST MULTI-HIT GAME: 8/31 @ SA (2-for-3)										SEASON LONG HITTING: 8															
SDCS: DNP																CURRENT ON-BASE: 0															
																SEASON-LONG ON-BASE: 8															

- Traded to the Arizona Diamondbacks from the Toronto Blue Jays on Sept. 1, 2021 along with LHP Yaifer Perdomo as the PTBNL in the Joakim Soria trade.
- Currently ranked as the D-backs' no. 25 rated prospect (MLB Pipeline)
- Hit just two home runs during his first two professional seasons in the Blue Jays system (74 games)...Has hit 11 in 191 games with ARI.
- Has a hit in 20 of his first 37 Double-A games with 8 XBH...First 3-hit night with Amarillo on July 29 at Midland.
- Ranks in the top 10 in the D-backs farm system this year in: 2B (23, T-5th), hits (110, 8th), and AVG (.276, 9th).
- Hit his first Double-A homer on August 27 on the road in San Antonio...Was a three-run shot in the top of the 9th inning.

#13 DEYVISON DE LOS SANTOS - INF 2023 HIGHS: Hits - 4, Runs - 3, RBI - 3, HR - 1, 2B - 2, 3B - 1, BB - 2, K - 3, SB - 1																									
HEIGHT: 6'1"			WEIGHT: 185			B/T: R/R			AGE: 20 (6/21/1993 in Santo Domingo, Dominican Republic)			2023 SPLITS:													
G	AVG	OBP	SLG	AB	R	H	2B	3B	HR	RBI	BB	SB/ATT	SO	V.RHP	V.LHP										
113	.254	.297	.431	452	73	115	16	2	20	61	25	4/5	125	.260	.228										
HOME			AWAY			RISP																			
.314			.188			.242																			
LAST GAME: 3-for-4, 2 2B, RBI, R								LAST HOME RUN: 9/21 @ SA off Mosser (3-Run)																	
POSTSEASON: 7-for-13, HR, 3B, 2 2B, 4 RBI, 3 R, K								LAST MULTI-HIT GAME: 9/22 @ SA (3-for-4)																	
SDCS: 7-for-13, HR, 3B, 2 2B, 4 RBI, 3 R, K								CURRENT HITTING: 8																	
								SEASON LONG HITTING: 12																	
								CURRENT ON-BASE: 8																	
								SEASON-LONG ON-BASE: 16																	

- Is currently ranked as the D-backs' no.5-rated prospect
- Named the NWL Player of the Week (7/31/22), MiLB.com Organization All-Star (2022) and Single-A Postseason All-Star (Baseball America).
- Won the batting title in the California League in 2022, hitting .329 in 78 games played for Visalia despite a promotion to Hillsboro on July 22, 2022.
- Had a season-high 12-game hit streak (6/29 - 7/25) that included seven multi-hit games during the streak...Had a 14-game streak from 7/8-28/22
- Since returning to the active roster on July 14th (50 G), he is hitting .312 (64-for-205) with 13 home runs, 12 doubles, two triples, and 34 RBI.
- Has been named D-backs' MiLB Player of the Month three times: June (2022), July (2022), July (2023).

#26 CAMDEN DUZENACK - INF																2023 HIGHS: Hits - 3, Runs - 3, RBI - 5, HR - 1, 2B - 2, 3B - 0, BB - 2, K - 4, SB - 1									
HEIGHT: 5'7"						WEIGHT: 170			B/T: R/R			AGE: 28 (3/8/1995 in Melissa, TX)						2023 SPLITS:							
G	AVG	OBP	SLG	AB	R	H	2B	3B	HR	RBI	BB	SB/ATT	SO	V.RHP	V.LHP	HOME	AWAY	RISP							
67	.320	.392	.502	253	43	81	16	0	10	47	23	4/9	54	.325	.298	.330	.312	.338							
LAST GAME: 1-for-4, BB, K						LAST HOME RUN: 9/15 vs FRI off Garcia (Solo)										CURRENT HITTING: 1 SEASON LONG HITTING: 12 CURRENT ON-BASE: 2 SEASON-LONG ON-BASE: 27									
POSTSEASON: 2-for-14, 2 BB, R, 5 K						LAST MULTI-HIT GAME: 9/17 vs FRI (2-for-3)																			
SDCS: 2-for-14, 2 BB, R, 5 K																									

- Duzenack is entering his 6th professional season, having spent time at every level of minor league ball from Rookie to Triple-A.
- In his debut season (2017), he belted 16 doubles, a triple, and three homers in 222 AB's with A (Short) Hillsboro, slugging .410 that year.
- He logged 318 Triple-A at-bats last season with Reno, slashing .261/.308/.465 while sending 13 balls over the wall accompanied by 20 two-baggers and three triples.
- Earned Amarillo's second walk-off win on 5/31/23 after hitting a two RBI single while the club was down by one run with two outs and the bases loaded.
- Had a 12-game hit streak from June 15-July 4, hitting .449 (22-for-49) with five doubles, three home runs, 14 RBI, and four walks during the stretch.
- Through his first 30 games at HODGETOWN in 2023, is hitting .330 with 11 XBH and 19 RBI...Has a hit in 21-of-30 games played at home.

#7 CALEB ROBERTS - OF																2023 HIGHS: Hits - 4, Runs - 3, RBI - 4, HR - 2, 2B - 2, 3B - 1, BB - 4, K - 4, SB - 1									
HEIGHT: 6'1"				WEIGHT: 195			B/T: L/R			AGE: 23 (2/9/2000 in West Palm Beach, FL)							2023 SPLITS:								
G	AVG	OBP	SLG	AB	R	H	2B	3B	HR	RBI	BB	SB/ATT	SO	V.RHP	V.LHP	HOME	AWAY	RISP							
97	.278	.382	.523	367	72	102	23	8	17	66	58	11/14	114	.285	.235	.333	.219	.291							
LAST GAME: 0-for-4, BB, 2 K						LAST HOME RUN: 9/21 @ SA off Milacki (Solo)								CURRENT HITTING: 0											
POSTSEASON: 4-for-14, 3 HR, 6 RBI, 3 R, 2 BB, 6 K						LAST MULTI-HIT GAME: 9/17 vs FRI (2-for-3)								SEASON LONG HITTING: 9											
SDCS: 4-for-14, 3 HR, 6 RBI, 3 R, 2 BB, 6 K														CURRENT ON-BASE: 4											
														SEASON-LONG ON-BASE: 19											

- Had a season-high nine game hit streak, where he is hit .400 (16-for-40, 2 HR, 3 2B, 3B, 7 RBI, 3 BB, 8 R) from June 28-August 9
- Became the first Sod Poodle to ever homer in four straight games, doing so from June 30 - July 3...Has hit 17 home runs since June 25 (61 G) including his first career grand slam on July 3...It was Amarillo's second in 2023, and the 13th overall in franchise-history.
- Logged his second multi-HR game of the season on September 1 vs Midland...Set his single-season career-high for HR during the performance.
- Was named Texas League Player of the Week for June 26 - July 2 after hitting .438 (7-for-16) with 3 HR, 2 2B, 4 RBI, 3 BB, .550 OBP, 1.125 SLG vs Tulsa.
- Set a career-high with a four-hit game on August 1 vs. CC where he fell a home run shy of the cycle...His eight triples are 2nd in the league.

#3 KRISTIAN ROBINSON - OF																		2023 HIGHS: Hits - 2, Runs - 2, RBI - 3, HR - 1, 2B - 1, 3B --, BB - 1, K - 3, SB --									
HEIGHT: 6'3"				WEIGHT: 190				B/T: R/R				AGE: 22 (12/11/2000 in Nassau, Bahamas)						2023 SPLITS:									
G	AVG	OBP	SLG	AB	R	H	2B	3B	HR	RBI	BB	SB/ATT	SO	V. RHP	V. LHP	HOME	AWAY	RISP									
5	.250	.294	.688	16	4	4	1	-	2	6	1	-/1	7	.267	.000	.250	---	.400									
LAST GAME: 1-for-3, RBI, BB, R, K						LAST HOME RUN: 9/19 vs SA off Snelling (2-Run)												CURRENT HITTING: 5									
POSTSEASON: 4-for-10, HR, 4 RBI, 2 BB, 2 R, 4 K						LAST MULTI-HIT GAME: 9/19 vs SA (2-for-5)												SEASON LONG HITTING: 3									
SDCS: 4-for-10, HR, 4 RBI, 2 BB, 2 R, 4 K																		CURRENT ON-BASE: 5									
																		SEASON-LONG ON-BASE: 3									

TEAM BATTING

OVERALL (REGULAR SEASON)

	AVG	G	AB	R	H	TB	2B	3B	HR	RBI	BB	SO	SB	CS	OBP	SLG	OPS
	.271	138	4707	823	1274	2168	249	33	193	763	500	1314	166	56	.348	.461	.809

MONTHLY

APRIL	.260	21	718	120	187	307	33	6	25	112	79	214	35	8	.336	.428	.764
MAY	.236	26	845	123	199	319	41	5	23	114	95	231	33	9	.318	.378	.696
JUNE	.296	25	883	170	261	443	52	8	38	158	95	232	32	10	.375	.502	.877
JULY	.283	24	788	166	223	419	53	7	43	152	94	222	31	11	.370	.532	.902
AUGUST	.277	27	960	167	266	449	50	5	41	153	99	273	26	10	.351	.468	.819
SEPTEMBER	.269	15	513	77	138	231	20	2	23	74	38	142	9	8	.327	.450	.777
POSTSEASON	.313	3	112	24	35	70	5	3	8	23	12	26	4	1	.378	.625	1.003

HOME VS. ROAD (INCLUDING POSTSEASON)

HOME	.303	70	2406	488	729	1320	134	20	139	464	221	675	89	22	.368	.549	.942
ROAD	.240	71	2413	359	580	918	120	16	62	322	291	665	81	35	.330	.380	.710

SITUATIONAL SPLITS (INCLUDING POSTSEASON)

	AVG	G	AB	H	TB	2B	3B	HR	RBI	BB	SO	OBP	SLG	OPS
VS RIGHT	.273	141	4009	1093	1889	220	30	172	666	443	1114	.353	.496	.849
VS LEFT	.261	78	829	216	349	34	6	29	120	69	226	.323	.421	.744
W/ RISP	.276	141	1382	382	660	81	15	55	579	192	413	.365	.476	.841
TEAM IS AHEAD	.260	113	1938	504	849	116	14	67	313	209	536	.342	.438	.780
TEAM IS BEHIND	.283	104	1786	510	877	79	12	88	318	202	501	.364	.491	.855

HOME RUNS

MULTI-RBI GAMES

MULTI-HIT GAMES

PLAYER	SOLO	2R	3R	GS	TOTAL	2	3	4	5+	TOTAL	2	3	4	5+	TOTAL
Beer	11	4			15	13	1	1		15	23	4	2		29
Bliss	8	3	1		12	8	3			11	23	12			35
Carrion						1				1					
Castillo	8	4	4	1	17	5	4	2	1	12	13	5	1		19
Centeno	1				1	5	1			6	16	3	1		20
Chen	1	1			2	2				2	1				1
Cintron											5		1		6
D'Orazio			1		1		1			1	6	2			8
Dalesandro	1				1		1			1	6	2			8
De Los Santos	7	12	2		21	12	4			16	30	6	1		37
Del Castillo	6	4	2		12	5	3	2		10	16	1			17
Duzenack	7	1	1	1	10	8	3	1	1	13	19	7			26
English	4	1	1		6	3	1	1		5	5				5
Enriquez						3				3	4	1	1		6
Guzman		1			1	1	1			2	1	1			2
Lawlar	6	7	2		15	6	2	1		9	21	4			25
Melendez	7	3	2		12	3	3	3		9	8	3			11
Roberts	11	5	3	1	20	10	4	2	1	17	26	7	1		34
Robinson		2	1		3	2	1			3	2				2
Tawa	14	6	2	1	23	11	5		2	18	25	6	1		32
Valdez		1			1		1			1	1	1			2
Vicuña	2		2		4		2			2	1	2	1		4
Vukovich	13	5	4	2	24	9	8	4	2	23	25	7			32
Watkins						1				1					
TOTALS:	106	60	28	6	200	108	49	17	7	181	275	74	10	0	359

HOME RUN VARIANTS

WALK-OFF HR (2): Beer (8/5 vs CC, 9th inning, solo); **Vukovich** (8/29 vs MID, Solo)

BACK-TO-BACK HR (7): English/Vukovich (4/16 vs CC, 7th inning); **Roberts/Vukovich** (6/3 (1) vs. SPR, 6th inning); **Del Castillo/De Los Santos** (6/13 vs SA, 7th inning); **Beer/Roberts** (7/1 vs TUL, 6th inning); **Lawlar/Vukovich** (7/3 (1) vs TUL, 1st inning); **Roberts/Melendez** (7/23 vs WCH, 1st inning); **Beer/Vukovich** (9/15 vs FRI, 8th inning)

MUTLI-HR GAMES (9): **Roberts** (3x, 7/15 vs FRI, 9/1 vs MID; 9/19 vs SA); **Melendez** (2x, 7/18 vs WCH, 7/23 vs WCH); **Tawa** (2x, 6/29 vs TUL, 8/12 @ TUL); **Vukovich** (6/10 @ MID); **Castillo** (8/16 vs ARK)

THREE-HR GAMES (2): **Vukovich** (7/3 (1) vs TUL); **Beer** (9/1 vs MID)

EXTRA-INNING HR (1): **Roberts** (9/19 vs SA, SDCS Gm 1)

GRAND SLAMS (6): **Vukovich** (2x, 6/4 vs. SPR, 5th inning; 8/2 vs CC, 4th inning); **Roberts** (7/3 (2) vs TUL, 5th inning); **Tawa** (7/9 @ SPR, 3rd inning); **Duzenack** (7/30 @ MID, 7th inning); **Castillo** (8/15 vs ARK, 5th inning)

INSIDE-THE-PARK HR (1): **Lawlar** (7/3 (1) vs TUL, 1st inning)

PINCH-HIT HR (0):

HR IN CONSECUTIVE GAMES (29): **De Los Santos** (4x, 7/18-19 vs WCH; 8/17-18 vs ARK; 8/22-23 @ SA; 9/2-3 vs MID); **Vukovich** (4x: 5/5-6 @CC; 6/1-6/3 G1 vs SPR; 6/17-18 vs SA; 7/21-22 vs WCH); **Del Castillo** (3x: 5/30-31 vs. SPR; 6/8-10 @ MID; 7/8 @ SPR); **Roberts** (3x: 6/25 @ CC, 6/28 vs TUL; 6/30-7/1 vs TUL; 9/19 vs SA- 9/21 @ SA); **Tawa** (3x: 5/28 @ SA - 5/30 vs. SPR; 6/3/4 vs. SPR; 9/17 vs FRI-9/19 vs SA); **Beer** (2x, 9/1-2 vs MID, 9/19 vs SA, 9/21 @ SA); **Bliss** (2x: 5/5-6 @ CC; 6/10 @MID - 6/13 vs SA); **Castillo** (2x: 7/15-16 vs FRI; 8/15-16 vs ARK); **Melendez** (2x: 7/14-15 vs FRI; 8/12 @ TUL - 8/15 vs ARK); **Lawlar** (4/15 vs. CC - 4/18 @ NWA); **English** (4/23 @ NWA - 4/25 vs. FRI); **Duzenack** (9/2-3 vs. MID); **Robinson** (9/16-17 vs FRI)

HR IN THREE CONSECUTIVE GAMES (4): **Melendez** (2x: 7/14-15 vs FRI, 7/18 vs WCH; 8/12 @ TUL - 8/15-16 vs ARK); **Castillo** (7/15-16 vs FRI, 7/18 vs WCH); **Robinson** (9/16-17 vs FRI, 9/19 vs SA)

HR IN FOUR CONSECUTIVE GAMES (1): **Roberts** (6/30 - 7/3 vs TUL)

LEAD OFF HR (10): **Bliss** (6x: 4/27 vs. FRI; 5/10 vs. MID; 5/18 @ FRI; 6/10 @ MID; 6/13 vs SA; 6/22 @ CC); **Duzenack** (6/11 @ MID; 9/15 vs FRI); **Tawa** (6/4 vs. SPR); **Vicuña** (8/5 vs CC)

STARTS BY BATTING ORDER (TEAM RECORD)										STARTS BY POSITION (TEAM RECORD)								
PLAYER	1	2	3	4	5	6	7	8	9	C	1B	2B	3B	SS	LF	CF	RF	DH
Beer			4-1	35-18	17-9	0-1					44-24							12-5
Bliss	32-36											26-29		5-5				2-2
Carrion									1-0						1-0			
Castillo				0-1	1-0	7-6	17-9	16-23	11-6		2-3				4-4	6-7	38-24	2-7
Centeno		1-2	2-1	0-2	0-1	7-1	10-8	17-8	4-6	27-16								14-13
Chen								2-1	7-3			7-4		1-0				1-0
Cintron						1-0	2-1	4-3	7-4			5-4	1-1	8-3				
D'Orazio						0-1	5-2	9-7	7-5	16-10								5-5
Dalesandro	1-0						2-2	5-1	19-21	0-1					6-3	15-18	6-2	
De Los Santos			0-1	11-9	18-24	34-12	3-4				17-16		46-30					3-4
Del Castillo		1-0	0-2	4-4	16-8	4-10	6-8			17-24								14-8
Duzenack	27-13	3-1				0-2	2-5	4-4	6-1			8-6	5-6	16-10	7-3	3-1	3-0	
English			7-5	1-0	1-1		1-0	1-1			8-3				1-2			2-2
Enriquez	1-1	0-1	4-8	0-1	1-0	1-0	3-7	7-2	2-6							2-0	15-24	2-2
Guzman							2-3		2-2						3-4		1-1	
Lawlar	5-1	42-41												44-40				2-2
Melendez			1-0	13-13	6-5						5-5		11-13					4-0
Roberts	6-2	14-6	19-17	1-2	2-4	3-5	12-5	0-1		19-11	2-5				27-17		2-4	7-5
Robinson		0-1					4-1	1-1							2-1	0-1		3-1
Tawa	4-8	18-10		1-1	11-6	14-17	10-7	7-4				29-17	1-4		13-10	12-13	7-5	3-3
Valdez								1-0	3-1			2-0	2-1					
Vicuña	3-1							5-6	8-5			2-2	4-1	5-4	2-5		3-0	0-1
Vukovich			42-27	13-11	6-4	8-7					1-6		9-6		12-12	41-22	4-1	2-2
Watkins									2-2						1-1		0-1	1-0

8+ GAME HITTING STREAKS (CURRENT IN BOLD)						
PLAYER	LENGTH / DATES	STREAK STATS				
Castillo	14 G, 6/4-28	.352 (19-for-54), 3 HR, 2 2B, 3B, 12 RBI, 12 R, 4 SB				
Dalesandro	13 G, 5/28-7/4	.409 AVG (18-for-44), HR, 2 2B, 2 3B, 5 RBI, 4 BB, 6 SB, 10 R				
De Los Santos	12 G, 6/29-7/25	.408 (20-for-49), 2 HR, 2 2B, 3B, 11 RBI, 10 R, BB				
Duzenack	12 G, 6/15-7/4	.449 AVG (22-for-49) 5 2B, 3 HR, 14 RBI, 13 R, 4 BB				
English	12 G, 4/19-5/2	.370 AVG (17-for-46), 6 2B, 4 HR, 16 RBI, 7 BB, 8 R				
Vukovich	11 G, 4/29-5/16	.348 AVG (16-for-46), 3 2B, 3 HR, 3B, 9 RBI, BB, 9 R				
Bliss	10 G, 4/6-4/19	.438 AVG (21-for-48), 3 2B, 2 3B, HR, 8 RBI, 8 R				
De Los Santos	10 G, 8/12-24	.349 AVG (15-for-43), 5 HR, 2 2B, 11 RBI, 13 R				
Del Castillo	10 G, 5/19-5/31	.406 AVG (13-for-32), 2 2B, 2 HR, 8 RBI, 9 BB, 7 R				
Tawa	10 G, 5/28-6/15	.395 AVG (15-for-38), 4 HR, 2 2B, 10 RBI, 3 BB, 6 R				
Bliss	9 G, 6/8-18	.395 AVG (17-for-43), 3 HR, 4 2B, 3B, 13 RBI, 10 R				
Bliss	9 G, 5/23-6/3	.357 AVG (15-for-42), 2B, 3B, 2 BB, 3 RBI, 6 SB, 8 R				
Bliss	9 G, 5/4-5/14	.459 (17-for-37), 4 2B, 4 HR, 8 RBI, 4 BB, 10 R, 3 SB				
Centeno	9 G, 8/6-27	.371 AVG (13-for-35), 3 2B, 3 RBI, 4 BB, 4 R				
Lawlar	9 G, 7/30-8/10	.385 AVG (15-for-39), 3 2B, 2 HR, 9 RBI, 13 R, 4 BB				
Lawlar	9 G, 6/6-15	.410 AVG (16-for-39), 2 HR, 4 2B, 3B, 4 RBI, 4 BB, 14 R				
Vukovich	9 G, 9/3-15	400 AVG (14-for-35), 3 HR, 8 RBI, 2 BB, 7 R				

FIELDING

CATCHER'S BOX (W/L BASED ON STARTS)						
PLAYER	CS	SB	ATT	CS %	PB	W-L
Centeno	9	36	45	.200	5	27-16
D'Orazio	10	30	40	.250	3	16-10
Dalesandro	0	4	4	.000	0	0-1
Del Castillo	14	38	52	.269	7	17-24
Roberts	12	35	47	.255	9	19-11
TOTAL	45	144	189	.238	24	79-62

TEAM FIELDING						
%	G	PO	A	E	DP	PB
.979	140	3698	1181	107	101	24

MULTI-RUN INNINGS		
RUNS	NO. OF TIMES	LAST
2	99	9/21 @ SA, 4th inning
3	41	9/21 @ SA, 5th inning
4	34	9/22 @ SA, 4th inning
5	13	9/3 vs MID, 3rd inning
6	11	9/17 vs FRI, 5th inning
7	5	6/29 vs TUL, 1st inning
8+	-	

SCORE BY INNING											
	1	2	3	4	5	6	7	8	9	10	11+
OPP	89	90	91	95	114	120	84	70	56	11	3
AMA	97	96	99	88	115	86	114	92	49	9	2
TOTAL	822										

ERRORS BY POSITION		
POSITION	SOD POODLES	OPPONENT
C	14	11
1B	9	14
2B	20	14
3B	25	17
SS	17	21
LF	3	6
CF	4	5
RF	4	6
P	11	16
TOTAL	107	110

NOTABLE GAMES



AMARILLO HAVE 5 OR FEWER HITS		
DATE	HITS	OPPONENT
4/15	4	CC
4/20	4	@NWA
4/22	3	@NWA
4/27	5	FRI
5/2	5	@CC
5/4	2	@CC
5/12	5	MID
5/14 (G2)	4	MID
5/16	2	@FRI
5/18	2	@FRI
5/19	4	@FRI
5/21	4	@FRI
5/26	5	@SA
6/20	4	@CC
7/8 (1)	5	@ SPR
7/20	5	vs WCH
7/21	5	vs WCH
8/10	5	@ TUL
8/11	3	@ TUL
8/23	5	@ SA
8/25	4	@ SA
8/31	5	vs MID
9/12	5	vs FRI
9/13	5	vs FRI
9/16	5	vs FRI
TOTAL: 25 (10 HOME, 15 ROAD)		

OPPONENTS HAVE 5 OR FEWER HITS		
DATE	HITS	OPPONENT
4/7	3	@FRI
4/19	2	@NWA
4/20	4	@NWA
4/27	5	FRI
5/2	3	@CC
5/3	5	@CC
5/4	5	@CC
5/14 (G1)	2	MID
5/21	3	@FRI
5/26	5	@SA
5/27	2	@SA
5/30	3	SPR
6/1	5	SPR
6/3 (G2)	4	SPR
6/7	3	@MID
6/11	3	@ MID
6/24	5	@ CC
6/25	5	@ CC
7/15	5	vs FRI
7/16	3	vs FRI
8/3	5	vs CC
8/9	4	@ TUL
8/25	1	@ SA
9/1	4	vs MID
9/5	3	@ ARK
9/7	3	@ ARK
9/8	5	@ ARK
9/12	4	vs FRI
9/14	4	vs FRI
9/22	3	@ SA
TOTAL: 30 (11 HOME, 19 ROAD)		

AMARILLO HAVE 10 OR MORE RUNS		
DATE	RUNS	OPPONENT
4/12	13	CC
4/14	10	CC
4/26	12	FRI
4/29	11	FRI
5/5	12	@CC
5/14 (G1)	10	MID
6/8	12	@MID
6/10	13	@ MID
6/13	15	vs SA
6/29	12	vs TUL
7/1	12	vs TUL
7/3 (1)	15	vs TUL
7/3 (2)	10	vs TUL
7/15	11	vs FRI
7/18	10	vs WCH
8/2	11	vs CC
8/12	10	@ TUL
8/16	17	vs ARK
8/27	10	@ SA
9/1	10	vs MID
9/3	17	vs MID
9/17	11	vs FRI
9/19	11	vs SA
TOTAL: 23 (18 HOME, 5 ROAD)		

OPPONENTS HAVE 10 OR MORE RUNS		
DATE	RUNS	OPPONENT
4/6	12	@FRI
4/12	10	CC
4/14	13	CC
4/16	11	CC
4/18	16	@NWA
4/26	11	FRI
4/28	12	FRI
4/30	12	FRI
5/6	12	@CC
5/9	11	MID
5/11	16	MID
5/14 (G2)	13	MID
5/17	10	@FRI
5/23	14	@SA
5/31	13	SPR
6/10	10	@MID
6/15	11	vs SA
6/18	12	vs SA
6/18	11	vs SA
6/20	12	@CC
7/1	10	vs TUL
7/23	12	vs WCH
7/28	10	@ MID
8/2	13	vs CC
8/6	14	vs CC
8/27	11	@ SA
8/31	11	vs MID
9/6	15	@ ARK
9/13	10	vs FRI
9/19	12	vs SA
TOTAL: 30 (20 HOME, 10 ROAD)		

EXTRA INNING GAMES (9) 3-6

DATE	OPP	RESULT	SCORE	W	L	S	TIME
4/20	@NWA	W (10)	3-2	Otanez, M (1-0)	Biasi, D (1-1)	Rice, J (1)	3:08
4/26	FRI	W (10)	12-11	Workman, B (1-0)	Church, M (0-1)	-	3:24
5/20	@ FRI	L (10)	8-7	Kelly, A (2-0)	Stumpo (0-1)	-	3:26
6/3 (G1)	SPR	L (8)	5-4	Roycroft, C (1-0)	Backhus, K (0-1)	Granillo, A (2)	2:26
6/30	TUL	L (13)	7-6	Fisher, B (5-1)	Grammes, C (2-2)	-	3:42
8/22	@ SA	L (10)	8-7	Bachar, L (4-0)	Stumpo, M (1-4)	-	3:11
8/26	@ SA	L (10)	6-5	Contreras, E (6-7)	Norris, L (0-1)	-	3:08
9/10	@ ARK	W (10)	6-5	Rashi, T (3-0)	Kuhn, T (5-3)	-	3:02
9/19	vs SA	L (10)	12-11	Contreras, E (7-7)	Vizcaino, R (1-2)	-	3:27

DOUBLEHEADERS (4) 6-2

DATE	OPP	RESULT	SCORE	W	L	S	TIME
5/14 (1)	MID	W	10-1	Albright, L (2-2)	Ginn, J (0-2)	-	1:40
5/14 (2)	MID	L	13-1	Tomioka, S (1-0)	Hill, J (0-3)	-	2:32
6/3 (1)	SPR	L (8)	5-4	Roycroft, C (1-0)	Backhus, K (0-1)	Granillo, A (2)	2:26
6/3 (2)	SPR	W	6-1	Olivero, D (2-4)	Hernandez, K (5-2)	-	1:39
7/3 (1)	TUL	W	15-7	Olivero, D (5-5)	Casparius, B (0-3)	-	1:54
7/3 (2)	TUL	W	10-9	Montes De Oca, C (1-1)	Sublette, R (1-3)	Green, J (4)	2:26
7/8 (1)	@ SPR	W	4-3	Hill, J (3-4)	Pereira, W (5-5)	Pope, A (1)	2:07
7/8 (2)	@ SPR	W	7-6	Backhus, K (4-3)	Pope, B (1-2)	Green, J (5)	2:16

SHUTOUTS (10) 7-3

DATE	OPP	RESULT	SCORE	W	L	S	TIME
4/19	@NWA	W	5-0	Jarvis, B (2-1)	Veneziano, A (1-1)	-	2:29
4/21	@NWA	L	5-0	Hoffmann, A (2-1)	Hill, J (0-1)	-	2:26
4/22	@NWA	L	5-0	Marsh, A (1-0)	Patrick, C (0-3)	-	2:14
5/3	@CC	W	3-0	Pope, A (1-0)	Kouba, R (1-1)	Backhus, K (4)	2:15
5/27	@SA	W	1-0	Patrick, C (2-5)	Snider, D (0-3)	-	2:30
6/7	@MID	W	4-0	Green, J (1-0)	Cusick, R (3-3)	-	2:35
7/16	vs FRI	W	8-0	Lin, Y (1-0)	Bremer, N (0-1)	-	2:24
8/25	@ SA	W	1-0	Rashi, T (1-0)	Bachar, L (4-1)	Otanez, M (1)	2:11
8/31	vs MID	L	11-0	Basso, B (2-0)	Ray, D (0-1)	Emmanuel, S (1)	2:34
9/1	vs MID	W	10-0	Hill, J (7-6)	Beers, B (3-9)	-	1:56
9/7	@ ARK	W	1-0	Grammes, C (5-2)	Puckett, A (6-3)	Rashi, T (1)	2:51

PINCH HITTER TOTALS

PLAYER	DATE	SITUATION	RESULT
Watkins	5/9	Bot 8, 2 outs	2-RBI Triple
Tawa	6/30	Bot 8, 1 out	Sac Fly
Beer	6/30	Bot 11, 0 out	Sac Fly
Vicuña	7/20	Bot 9, 0 out	E 9
Cintrón	8/26	Top 10, 2 outs	6-3
D'Orazio	9/17	Bot 6, 0 out	F 9

Total: 1-for-3, 3B, 4 RBI

WALK-OFF WINS

DATE	SCORE	GAME-WINNING PLAY
4/26	12-11 (10th)	Lawlar RBI-double
6/1	3-2 (7th)	Duzenack two RBI Single
8/3	4-3	Roberts RBI-double
8/5	8-7	Beer solo HR
8/29	7-6	Vukovich Solo HR
9/15	5-4	Bases-Loaded Balk

#15 - ZACH BARNES - RHP 2023 HIGHS: IP - 2.0, K - 2, BB - 2, H - 4, R - 2, ER - 2

HEIGHT: 6'0" WEIGHT: 180 B/T: R/R AGE: 24 (4/10/1999 in Scottsdale, AZ)

2 G 0-0 -/- SV/SVO 2/3 K/BB 6.75 ERA

OVERALL: 2 G, 4.0 IP, 5 H, 3 R, 3 ER, 2 K, 3 BB POSTSEASON: --
LAST 10 G: 0-0, 6.75 ERA, 4.0 IP, 5 H, 3 R, 3 ER, 2 K, 3 BB VS. ARK: --

Signed by the D-backs as a minor league free agent on July 17, 2021 after a collegiate career at Grand Canyon University.

Made his professional debut on 8/7/21 with Low-A Visalia, his only professional start (3.0 IP, 4 H, 4 R, 3 ER, 2 HR, 2 K, BB).

Appeared in 22 games during the 2022 season across three levels and went 2-2 with a 8.31 ERA.

In 2023, has spent time in Hillsboro and Reno, working in 40 games and was 5-4 with a 4.45 ERA...All wins with Hillsboro.

2023 SPLITS VS. RHB: .143/.280/.143, RBI, K, BB, 8 PA VS. LHB: .444/.545/.667, 4 H, 2 BB, 2 RBI, K, 2 BB, 11 PA
HOME: 2 G, 0-0, 6.75 ERA, 4.0 IP, 5 H, 3 R, 3 ER, 2 K, 3 BB AWAY: --
W/ RISP: .167/.167/.167, 3 RBI, K, 6 PA

RECENT APPEARANCES

DATE	DEC	P-S	IP	H	R	ER	HR	BB	SO	IR/S
9/15	ND	27-15	2.0	1	1	0	1	2	0	0/0
9/17	ND	36-21	2.0	4	2	2	0	2	0	0/0

LAST WIN: 9/3/23 @ VAN (A+)
LAST LOSS: 7/16/23 @ EVE (A+)
LAST SAVE: N/A

#38 CONOR GRAMMES - RHP 2023 HIGHS: IP - 3.1, K - 5, BB - 4, H - 4, R - 3, ER - 2

HEIGHT: 6'1" WEIGHT: 200 B/T: R/R AGE: 26 (7/13/1997 in McLean, VA)

30 G 5-2 0/3 SV/SVO 65/35 K/BB 3.55 ERA

OVERALL: 32 G, 2 HLD, 5 GF, 48.2 IP, 41 H, 19 ER, 5 HR, 68 K, 37 BB POSTSEASON: 2 G, 1-0, 3.00 ERA, 3.0 IP, H, 2 R, ER, 3 K, 2 BB
LAST 10 G: 2-0, 3.60 ERA, 2 GS, 15.0 IP, 13 H, 6 ER, HR, 22 K, 15 BB VS. ARK: 4 G, GS, 2-0, 4.76 ERA, 5.2 IP, 5 H, 3 R, 3 ER, HR, 8 K, 7 BB

Selected by the Arizona Diamondbacks 5th round of the 2019 MLB draft out of Xavier University (Cincinnati, OH).

In games where he logged at least 2.0 innings on the bump (6 G) in 2022, he also posted his most single-game strikeouts, encompassing both of his five (8/4 & 8/13) and four K (8/9 & 8/30) performances.

Across a 12 game stretch, he logged at least two strikeouts in all but one relief appearances from 7/15-9/3/22 (19.0 IP), logging 36 total punch outs (17.1 K/9) across the stretch.

2023 SPLITS VS. RHB: .185/.319/.228, 17 H, 4 BB, 8 RBI, 43 K, 17 BB, 113 PA VS. LHB: .307/.447/.520, 23 H, 5 HR, 2B, 17 RBI, 22 K, 18 BB, 94 PA
HOME: 15 G, 3-2, 3.86 ERA, 23.1 IP, 25 H, 2 HR, 10 ER, 34 K, 19 BB AWAY: 15 G, 2-0, 3.22 ERA, 2 GS, 2 HLD, 2 CF, 22.1 IP, 15 H, 3 HR, 8 ER, 31 K, 16 BB
W/ RISP: .224/.365/.345, 13 H, 19 RBI, 2 HR, 2B, 21 K, 12 BB, 74 PA

RECENT APPEARANCES

DATE	DEC	P-S	IP	H	R	ER	HR	BB	SO	IR/S
8/12	ND	32-14	1.0	0	1	0	0	3	3	0/0
8/15	ND	45-23	1.2	1	2	2	1	3	3	--
8/18	W (4)	23-12	1.0	3	1	1	0	1	1	0/0
8/22	BS (3)	37-17	1.1	2	2	0	0	3	1	0/0
8/26	ND	25-16	2.0	0	0	0	0	0	2	0/0
8/30	ND	41-26	2.0	3	0	0	0	0	4	0/0
9/3	ND	32-20	2.0	2	1	1	0	1	1	0/0
9/7	W (5)	35-19	2.0	0	0	0	0	2	3	0/0
9/10	ND	20-9	1.0	1	0	0	0	1	1	0/0
9/15	ND	27-16	1.0	1	0	0	0	1	3	--
9/19	ND	19-9	1.1	0	0	0	0	1	2	1/0
9/22	W (6)	28-17	1.2	1	2	1	0	1	1	0/0

LAST WIN: 9/22/23 @ SA
LAST LOSS: 6/30/23 vs. TUL
LAST SAVE: 5/21/23 @ EUG (A+)

#30 - GUNNAR GROEN - RHP 2023 HIGHS: IP - 3.0, K - 2, BB - 1, H - 6, R - 4, ER - 3

HEIGHT: 6'6" WEIGHT: 220 B/T: R/R AGE: 26 (7/1/1997 in London, UK)

2 G 0-1 -/- SV/SVO 3/1 K/BB 10.80 ERA

OVERALL: 2 G, 2 GS, 5.0 IP, 12 H, HR, 7 R, 6 ER, 3 K, BB POSTSEASON: --
LAST 10 G: 0-1, 10.80 ERA, 2 GS, 5.0 IP, 12 H, HR, 7 R, 6 ER, 3 K, BB VS. SA: --

Signed by the Arizona Diamondbacks as a minor league free agent on June 15, 2022 after playing his college ball at Pepperdine.

Made his professional debut on June 20, 2022 with the ACLD-backs and earned the win after 2.0 IP without a hit and three strikeouts.

Across three levels prior to joining Amarillo, was 6-2 with a 4.58 ERA...Earned consecutive wins with Hillsboro on 9/7-10.

Made his Double-A Debut with his first professional start, going 3.0 IP with six hits and four runs (3 earned) and two strikeouts.

2023 SPLITS VS. RHB: .667/.615/1.000, 8 H, 2B, HR, 5 RBI, 2 K VS. LHB: .308/.357/.308, 4 H, 2 RBI, K, BB
HOME: 2 G, 0-1, 10.80 ERA, 5.0 IP, 12 H, 7 R, 6 ER, HR, 3 K, BB AWAY: --
W/ RISP: .455/.462/.727, 5 H, HR, 7 RBI, BB

RECENT APPEARANCES

DATE	DEC	P-S	IP	H	R	ER	HR	BB	SO	IR/S
9/13	L (1)	52-32	3.0	6	4	3	1	1	2	--
9/17	ND	39-25	2.0	6	3	3	0	0	1	--

LAST WIN: 9/10/23 vs SPO (A+)
LAST LOSS: 9/13/23 vs FRI
LAST SAVE: N/A

#35 DILLON LARSEN - LHP 2023 HIGHS: IP - 3.0, K - 4, BB - 4, H - 3, R - 5, ER - 5

HEIGHT: 6'5" WEIGHT: 230 B/T: R/L AGE: 24 (7/9/1998 in Ellensburg, WA)

16 G 0-0 0/0 SV/SVO 26/32 K/BB 5.72 ERA

OVERALL: 16 G, 28.1 IP, 2 HLD, 2 GF, 19 H, 3 HR, 18 R, 18 ER, 26 K, 32 BB POSTSEASON: --
LAST 10 G: 0-0, 5.94 ERA, 2 HLD, GF, 16.2 IP, 13 H, 3 HR, 11 ER, 16 K, 16 BB VS. ARK: 4 G, 0-0, 3.48 ERA, HLD, 10.1 IP, 8 H, 4 R, 4 ER, HR, 9 K, 8 BB

Signed by the Arizona Diamondbacks as a minor league free agent on May 13, 2022 out of Central Washington University.

From 7/12-9/3/2022, he allowed just four earned runs across 12 relief appearances (18.2 IP), good for a 1.99 ERA.

Appeared in 25 games with High-A Hillsboro in 2023, going 1-4 with a 4.54 ERA over 41.2 IP with 55 K and 38 BB.

Across eight total Double-A appearances with Amarillo over the last two years is 0-1 with a 5.94 ERA (11 H, 11 ER, 14 K, 20 BB)

2023 SPLITS VS. RHB: .206/.368/.397, 14 H, 2 BB, 3B, 3 HR, 12 RBI, 14 K, 17 BB, 88 PA VS. LHB: .161/.435/.258, 5 H, 2B, 3B, 3 RBI, 12 K, 15 BB, 46 PA
HOME: 11 G, 0-0, 5.59 ERA, 19.1 IP, 11 H, 12 ER, 2 HR, 17 K, 22 BB AWAY: 5 G, 0-0, 6.00 ERA, 2 HLD, GF, 9.0 IP, 8 H, 6 R, 6 ER, HR, 9 K, 10 BB
W/ RISP: .176/.383/.382, 6 H, 2B, 2 HR, 14 RBI, 10 K, 12 BB, 48 PA

RECENT APPEARANCES

DATE	DEC	P-S	IP	H	R	ER	HR	BB	SO	IR/S
8/11	ND	48-27	2.1	2	2	2	0	3	2	1/0
8/15	ND	49-29	3.0	1	0	0	0	3	2	3/0
8/19	ND	48-27	3.0	2	3	3	1	2	1	3/1
8/24	H (1)	9-5	1.0	0	0	0	0	0	0	0/0
8/27	ND	36-12	1.1	1	3	3	1	4	1	2/2
8/30	ND	48-26	2.1	2	1	1	0	2	3	1/0
9/3	ND	2-2	0.1	0	0	0	0	0	0	0/0
9/6	ND	44-25	2.2	2	0	0	0	1	4	0/0
9/9	H (2)	35-16	1.2	3	1	1	0	2	2	0/0
9/13	ND	40-22	1.0	2	1	1	1	1	2	0/0
9/15	ND	36-17	1.1	1	2	2	0	3	1	0/0
9/17	ND	30-17	2.0	0	0	0	0	1	2	0/0

LAST WIN: 6/24/23 vs EVE (A+)
LAST LOSS: 6/9/23 vs SPO (A+)
LAST SAVE: 8/28/22 @ VAN (A+)

#21 - CARLOS MEZA - LHP 2023 HIGHS: IP - 2.0, K - 3, BB - 2, H - 5, R - 5, ER - 5

HEIGHT: 6'1" WEIGHT: 155 B/T: L/L AGE: 22 (2/10/2001 in Charallave, Venezuela)

5 G 0-0 -/- SV/SVO 7/4 K/BB 15.19 ERA

OVERALL: 6 G, HLD, 5.2 IP, 11 H, 10 R, 9 ER, 8 K, 5 BB POSTSEASON: 1 G, 0-0, 0.00 ERA, HLD, 0.1 IP, H, K, BB
LAST 10 G: 0-0, 15.19 ERA, 5.1 IP, 10 H, 10 R, 9 ER, 7 K, 4 BB VS. ARK: 1 G, 0-0, 27.00 ERA, 1.0 IP, 2 H, 3 R, 3 ER, K, BB

Was signed by the Arizona Diamondbacks on March 23, 2018 to a minor league contract.

Spent the 2018-19 seasons in the Dominican Summer League, going 5-3 with a 4.42 ERA in 28 games (2 starts).

In the Arizona Complex league in 2021, was 1-4 with a 4.97 ERA in 11 games (7 starts).

Spent all of 2022 with Low-A Visalia where he appeared in a career-high 38 games and was 6-4 with a 6.31 ERA.

So far in 2023, has appeared in 35 games with High-A Hillsboro and was 3-4 with a 4.94 ERA in 35 games.

2023 SPLITS VS. RHB: .353/.409/.471, 6 H, 2 BB, 7 RBI, 5 K, 3 BB, 22 PA VS. LHB: .571/.556/.571, 4 H, 3 RBI, 2 K, BB, 9 PA
HOME: 4 G, 0-0, 12.46 ERA, 4.1 IP, 8 H, 2B, 7 R, 6 ER, 6 K, 3 BB AWAY: 1 G, 0-0, 27.00 ERA, 1.0 IP, 2 H, 3 R, 3 ER, K, BB
W/ RISP: .625/.500/.875, 5 H, 2 BB, 10 RBI, K, BB, 12 PA

RECENT APPEARANCES

DATE	DEC	P-S	IP	H	R	ER	HR	BB	SO	IR/S
8/31	ND	30-16	0.2	5	5	5	0	1	0	0/0
9/6	ND	25-15	1.0	2	3	3	0	1	1	0/0
9/13	ND	30-15	0.2	1	2	1	0	2	2	0/0
9/15	ND	16-11	1.0	0	0	0	0	0	3	0/0
9/17	ND	31-17	2.0	2	0	0	0	0	1	0/0
9/22	H (1)	11-4	0.1	1	0	0	0	1	1	2/1

LAST WIN: 5/24/23 vs TRI (A+)
LAST LOSS: 8/26/23 vs EUG (A+)
LAST SAVE: 8/16/23 @ EVE (A+)

#40 CHRISTIAN MONTES DE OCA - RHP 2023 HIGHS: IP - 2.1, K - 3, BB - 2, H - 5, R - 4, ER - 3

HEIGHT: 6'4" WEIGHT: 230 B/T: R/R AGE: 23 (8/30/1999 in Santo Domingo, Dominican Republic)

42 G 2-3 9/13 SV/SVO 55/26 K/BB 4.28 ERA

OVERALL: 44 G, 7 HLD, 22 GF, 63.0 IP, 51 H, 31 ER, 8 HR, 57 K, 28 BB POSTSEASON: 2 G, 0-0, 9.00 ERA, GF, 2.0 IP, 2 R, 2 ER, 2 K, 2 BB
LAST 10 G: 1-1, 3.63 ERA, 7 GF, 5 SV, 17.1 IP, 13 H, 2 HR, 16 K, 7 BB VS. ARK: 4 G, 1-0, 1.17 ERA, 3 GF, 3 SV, 7.2 IP, 2 H, R, ER, HR, 8 K, 5 BB

Allowed runs in just two of his 10 games with Low-A Visalia to begin his professional career in 2022.

Made his professional debut on 4/21/2022 vs. San Jose tossing two scoreless innings where he struck out five batters.

Was a perfect 13-for-13 in save opportunities, tied for the most in the Diamondbacks farm system in 2022.

His nine saves in 2023 are second-most in the ARI farm system and his 22 saves since the start of 2022 are T-13th in MiLB

2023 SPLITS VS. RHB: .191/.236/.331, 26 H, 5 HR, 2 BB, 3B, 14 RBI, 38 K, 7 BB VS. LHB: .281/.409/.461, 25 H, 5 BB, 3B, 3 HR, 19 RBI, 17 K, 19 BB
HOME: 21 G, 2-1, 5.17 ERA, 31.1 IP, 32 H, 5 HR, 18 ER, 29 K, 13 BB AWAY: 21 G, 0-2, 3.34 ERA, 12 GF, 6 HLD, 5 SV, 29.2 IP, 19 H, 11 ER, 3 HR, 26 K, 13 BB
W/ RISP: .268/.321/.394, 19 H, 3 BB, 2 HR, 23 RBI, 21 K, 5 BB

RECENT APPEARANCES

DATE	DEC	P-S	IP	H	R	ER	HR	BB	SO	IR/S
8/15	W (2)	28-18	2.1	1	1	1	1	1	1	3/0
8/18	S (5)	26-15	1.0	1	0	0	0	1	2	0/0
8/22	ND	34-20	2.0	1	0	0	0	1	1	0/0
8/26	BS (3)	35-26	1.2	3	2	2	0	0	1	0/0
8/30	ND	24-16	1.0	2	2	2	1	0	2	0/0
9/2	S (6)	25-17	2.0	2	0	0	0	1	2	0/0
9/5	S (7)	32-21	2.0	0	0	0	0	1	3	0/0
9/9	S (8)	37-20	2.1	0	0	0	0	2	3	0/0
9/14	S (9)	19-13	2.0	1	0	0	0	0	1	2/1
9/16	L (3) BS (4)	22-15	1.0	2	2	2	0	0	1	0/0
9/19	ND	3-2	0.1	0	0	0	0	0	0	0/0
9/21	ND	42-27	1.2	0	2	2	0	2	2	0/0

LAST WIN: 8/15/23 vs ARK
LAST LOSS: 9/16/23 vs FRI
LAST SAVE: 9/14/23 vs FRI

#45 EMAILIN MONTILLA - LHP

2023 HIGHS: IP - 2.0, K - 3, BB - 3, H - 4, R - 4, ER - 4

RECENT APPEARANCES

HEIGHT: 6'5" WEIGHT: 270 B/T: L/L AGE: 27 (10/2/1995 in Neiba, Dominican Republic)

11 G 0-1 0/1 SV/SVO 15/9 K/BB 6.00 ERA

OVERALL: 12 G, GS, BS, 2 GF, 16.2 IP, 22 H, 16 R, 10 ER, 18 K, 9 BB POSTSEASON: 1 G, 0-0, 0.00 ERA, 1.2 IP, 2 H, 3 K

LAST 10 G: 0-1, 4.05 ERA, 2 GF, HLD, GS, 13.1 IP, 16 H, 12 R, 6 ER, 14 K, 6 BB VS. ARK: 4 G, GS, 0-1, 4.76 ERA, HLD, 5.2 IP, 6 H, 5 R, 3 ER, 8 K, 2 BB

Was signed by the Arizona Diamondbacks to a minor league contract on March, 20, 2023

Spent the 2019-2022 seasons playing internationally between in Japan, the Dominican Winter League, Italian League, and the Nicaraguan Winter League, going 15-13 with a 3.58 ERA in 73 games (18 starts).

Had his best season with Parmaclima (Italian Serie A) in 2022 where he went 8-1 with a 1.68 ERA in 10 starts with 67 K and 9 BB.

In 15 games during his first minor league season has gone 1-0 with a 6.08 ERA between the ACL, Visalia, and Hillsboro.

2023 SPLITS

VS. RHB: .250/.320/.318, 11 H, 3 2B, 8 RBI, 11 K, 5 BB, 50 PA
HOME: 6 G, 0-1, 9.00 ERA, 9.0 IP, 16 H, 9 ER, 10 K, 7 BB
W/ RISP: .357/.424/.429, 10 H, 2 2B, 15 RBI, 7 K, 4 BB, 33 PA

VS. LHB: .450/.542/.700, 9 H, 3 2B, 3B, 8 RBI, 4 K, 4 BB, 24 PA
AWAY: 5 G, 0-0, 1.50 ERA, 2 GF, HLD, GS, 6.0 IP, 4 H, 4 R, ER, 5 K, 2 BB

DATE	DEC	P-S	IP	H	R	ER	HR	BB	SO	IR/S
8/5	BS (1)	51-24	1.2	4	4	0	0	3	1	1/1
8/8	ND	27-16	1.0	0	0	0	0	1	0	0/0
8/13	ND	3-3	0.1	0	0	0	0	0	0	2/0
8/17	L (1)	17-11	1.0	2	2	2	0	1	2	0/0
8/20	ND	20-15	1.0	2	2	0	0	0	2	0/0
8/26	ND	27-17	1.0	2	3	0	0	0	1	0/0
8/31	ND	40-22	1.1	3	1	1	0	2	1	0/0
9/5	H (1)	25-17	1.2	0	0	0	0	0	3	1/0
9/9	ND	39-25	2.0	2	1	1	0	1	1	--
9/13	ND	51-35	2.0	3	3	2	0	1	3	2/0
9/16	ND	27-18	2.0	3	0	0	0	0	1	0/0
9/21	ND	37-26	1.2	2	0	0	0	0	3	1/1

LAST WIN: 6/11/23 vs SJ (A-)

LAST LOSS: 8/17/23 vs ARK

LAST SAVE: 6/5/23 @ ACL OAK (RK)

#41 MICHEL OTANEZ - RHP

2023 HIGHS: IP - 2.0, K - 4, BB - 3, H - 3, R - 5, ER - 5

RECENT APPEARANCES

HEIGHT: 6'4" WEIGHT: 218 B/T: R/R AGE: 26 (7/3/1997 in Villa La Mata, Dominican Republic)

28 G 4-2 1/6 SV/SVO 55/21 K/BB 5.45 ERA

OVERALL: 29 G, 4 GF, 8 HLD, 35.0 IP, 30 H, 20 ER, 2 HR, 57 K, 21 BB POSTSEASON: 1 G, 0-0, 0.00 ERA, HLD, 2.0 IP, 2 K

LAST 10 G: 1-0, 4.38 ERA, GF, 3 HLD, SV, 12.1 IP, 11 H, 6 ER, 23 K, 7 BB VS. ARK: 3 G, 0-0, 6.00 ERA, HLD, BS, 3.0 IP, 3 H, 3 R, 2 ER, 6 K, 4 BB

Entering his 6th professional season, having been in professional ball since his 2016 debut season in the Mets system.

During his debut season, he posted a 1-1 record with a 4.64 ERA across five starts in the Dominican Summer League.

This year marks the first year being apart of the D-backs organization, being signed as a minor league free agent on November 14, 2022.

Through his first five appearances this season, he posted a 3.00 ERA (2 ER, 6.0 IP) with a 5.5 K:BB (11 K, 2 BB).

2023 SPLITS

VS. RHB: .244/.366/.333, 19 H, 4 2B, HR, 7 RBI, 37 K, 12 BB
HOME: 15 G, 2-0, 3.86 ERA, 3 GF, 4 HLD, 18.2 IP, 20 H, 8 ER, 28 K, 14 BB
W/ RISP: .167/.298/.229, 8 H, 3 2B, 16 RBI, 25 K, 8 BB

VS. LHB: .229/.362/.375, 11 H, 4 2B, HR, 12 RBI, 18 K, 9 BB
AWAY: 13 G, 2-2, 7.53 ERA, SV, 14.1 IP, 10 H, 12 ER, HR, 27 K, 7 BB, 3 HB

DATE	DEC	P-S	IP	H	R	ER	HR	BB	SO	IR/S
8/4	ND	29-20	2.0	1	0	0	0	0	1	0/0
8/6	ND	23-13	1.0	0	0	0	0	1	3	0/0
8/10	W (3) BS (4)	42-27	2.0	1	2	2	0	2	4	0/0
8/13	ND	29-18	0.2	3	2	2	0	0	2	0/0
8/17	BS (6)	20-13	1.0	0	1	0	1	1	2	0/0
8/20	ND	42-21	1.2	3	2	2	0	2	3	0/0
8/25	S (1)	23-18	2.0	0	0	0	0	0	3	0/0
8/30	H (5)	30-19	1.1	3	0	0	0	0	3	2/1
9/5	H (6)	8-4	0.1	0	0	0	0	1	1	0/0
9/12	H (7)	1-1	0.1	0	0	0	0	0	1	1/0
9/17	W (4)	11-7	1.0	0	0	0	0	0	2	0/0
9/22	H (8)	23-14	2.0	0	0	0	0	0	2	0/0

LAST WIN: 9/17/23 vs FRI

LAST LOSS: 7/25/23 @ MID

LAST SAVE: 8/25/23 @ SA

#23 TAYLOR RASHI - RHP

2023 HIGHS: IP - 2.1, K - 3, BB - 1, H - 2, R - 1, ER - 1

RECENT APPEARANCES

HEIGHT: 6'4" WEIGHT: 220 B/T: R/R AGE: 27 (1/15/1996 in Torrance, CA)

8 G 3-0 1/1 SV/SVO 17/1 K/BB 0.73 ERA

OVERALL: 10 G, 16.0 IP, 4 GF, 2 SV, 6 H, 2 R, ER, 22 K, BB POSTSEASON: 2 G, 0-0, 0.00 ERA, SV, 3.2 IP, 2 H, R, 5 K

LAST 10 G: 3-0, 0.73 ERA, 3 GF, SV, 12.1 IP, 4 H, R, ER, 17 K, BB VS. ARK: 4 G, 1-0, 1.69 ERA, 3 GF, SV, 5.1 IP, 3 H, R, ER, 5 K

Was originally selected by the San Francisco Giants in the 23rd round of the 2019 MLB Draft out of UC-Irvine

Appeared in 10 games during the 2019 season, going 2-0 with a 1.15 ERA between rookie and short-season A ball.

Spent 2021 with High-A Eugene where he went 6-3 with a 4.44 ERA in 32 games in the Northwest League.

Appeared in 30 games with Double-A Richmond in 2022 where he went 1-3 with a 2.83 ERA.

Was claimed off waivers by the Arizona Diamondbacks on December 7, 2022...Was placed on the 60-day IL on 3/31/23

2023 SPLITS

VS. RHB: .000/.053/.000, 9 K, BB, 19 AB
HOME: 5 G, 1-0, 1.29 ERA, GF, 7.0 IP, 4 H, 3 2B, R, ER, 10 K, BB
W/ RISP: .063/.063/.167, H, 2B, RBI, 5 K, 12 AB

VS. LHB: .174/.174/.304, 4 H, 3 2B, 2 RBI, 8 K
AWAY: 3 G, 2-0, 0.00 ERA, 2 GF, SV, 5.1 IP, 7 K

DATE	DEC	P-S	IP	H	R	ER	HR	BB	SO	IR/S
8/16	ND	19-12	1.0	2	1	1	0	0	0	0/0
8/19	ND	10-7	1.0	1	0	0	0	0	1	0/0
8/25	W (1)	25-18	2.0	0	0	0	0	0	3	0/0
8/29	ND	19-12	1.0	0	0	0	0	1	3	1/0
9/2	W (2)	24-16	2.1	0	0	0	0	0	3	2/0
9/7	S (1)	18-14	1.1	0	0	0	0	0	2	1/0
9/10	W (3)	22-16	2.0	0	0	0	0	0	2	0/0
9/15	ND	25-15	1.2	1	1	0	0	0	3	2/1
9/19	ND	31-21	1.2	2	1	0	0	0	2	1/0
9/22	S (2)	26-20	2.0	0	0	0	0	0	3	0/0

LAST WIN: 9/10/23 @ ARK

LAST LOSS: 8/4/23 vs ACL Giants (Rk)

LAST SAVE: 9/22/23 @ SA

#31 JAKE RICE - LHP

2023 HIGHS: IP - 2.0, K - 5, BB - 3, H - 3, R - 5, ER - 5

RECENT APPEARANCES

HEIGHT: 6'1" WEIGHT: 220 B/T: L/L AGE: 26 (7/19/1997 in Birmingham, AL)

40 G 5-0 3/3 SV/SVO 58/34 K/BB 7.50 ERA

OVERALL: 42 G, 2 HLD, 9 GF, 43.2 IP, 39 H, 35 ER, 5 HR, 59 K, 36 BB, 7 HB POSTSEASON: 2 G, 0-0, 0.00 ERA, SV, 1.2 IP, 2 H, K, 2 BB

LAST 10 G: 1-0, 5.11 ERA, SV, HLD, 12.1 IP, 15 H, 7 ER, 2 HR, 17 K, 6 BB VS. ARK: 5 G, 1-0, 3.86 ERA, HLD, SV, 7.0 IP, 7 H, 3 R, 3 ER, 2 HR, 10 K, 4 BB

Made his professional and Low-A debut on 8/18/2021 and tossed 3.2 innings of relief, allowing just one (1) hit and punching out six (6).

During his time in Hillsboro in 2022 (4/9-5/22), tied 1st in wins (3) and 2nd in game appearances (11) among qualified club mates.

From 8/12-9/16/2022 (AMA), he held his opponent scoreless in eight (8) out of 10 straight relief appearances (9.2 IP), allowing just four (4) earned runs and punching out 10 in the process (3.91 ERA).

Set a season-high with 2.0 IP and five strikeouts of the Corpus Christi Hooks on August 5.

2023 SPLITS

VS. RHB: .250/.411/.488, 24 H, 5 2B, 5 HR, 22 RBI, 40 K, 22 BB, 5 HB
HOME: 22 G, 3-0, 6.75 ERA, 21.1 IP, 21 H, 16 R, 16 ER, 3 HR, 27 K, 16 BB
W/ RISP: .234/.431/.362, 11 H, 3 2B, HR, 24 RBI, 16 K, 18 BB, HB

VS. LHB: .210/.355/.288, 13 H, 3 2B, 9 RBI, 18 K, 12 BB, 2 HB
AWAY: 16 G, 2-0, 8.27 ERA, 3 GF, 2 HLD, 2 SV, 20.2 IP, 16 H, 19 ER, 2 HR, 31 K, 18 BB

DATE	DEC	P-S	IP	H	R	ER	HR	BB	SO	IR/S
8/15	S (3)	16-11	1.0	1	2	2	1	1	1	0/0
8/18	ND	22-17	1.1	2	0	0	0	0	3	0/0
8/20	W (5)	13-10	1.0	0	0	0	0	0	2	0/0
8/23	ND	30-20	1.1	1	0	0	0	1	3	0/0
8/26	ND	22-15	1.1	1	0	0	0	0	3	1/0
8/29	ND	21-12	0.2	2	2	2	0	1	0	0/0
9/3	ND	18-12	1.0	2	1	1	0	0	1	0/0
9/7	H (2)	40-25	1.2	2	0	0	0	0	2	2/0
9/10	ND	37-23	2.0	2	1	1	1	1	2	3/1
9/15	ND	13-10	1.0	2	1	1	0	0	0	0/0
9/19	ND	17-9	1.1	1	0	0	0	1	1	0/0
9/21	S (4)	10-4	0.1	1	0	0	0	1	0	3/2

LAST WIN: 8/20/23 vs ARK

LAST LOSS: 8/24/21 vs. RC (A-)

LAST SAVE: 9/21/23 @ SA

#14 ELI SAUL - RHP

2023 HIGHS: IP - 1.1, K - 1, BB - 1, H - 2, R - 1, ER - 1

RECENT APPEARANCES

HEIGHT: 6'5" WEIGHT: 215 B/T: L/R AGE: 22 (8/16/2001 in Vancouver, BC, Canada)

2 G 0-0 -/- SV/SVO 2/1 K/BB 3.86 ERA

OVERALL: 2 G, 2.1 IP, 2 H, R, ER, 2 K, BB POSTSEASON: --

LAST 10 G: 0-0, 3.86 ERA, 2.1 IP, 2 H, R, ER, 2 K, BB VS. ARK: 1 G, 0-0, 9.00 ERA, 1.0 IP, 2 H, R, ER, K, BB

Was selected by the Arizona Diamondbacks in the 13th round of the 2022 MLB draft out of Sacramento State.

Made his professional debut on Aug. 16, 2022 with the ACL D-backs...Appeared in three games in the ACL (0-1, 3.00 ERA).

Began the 2023 season with Low-A Visalia, appearing in four games, going 0-0 with a 1.29 ERA with a save over 7.0 IP.

Earned his first professional win on 5/25/23 with High-A Hillsboro...In 38 games (7 starts) was 2-1 with a 5.46 ERA with HIL.

2023 SPLITS

VS. RHB: .500/.500/1.000, 2 H, 4 PA
HOME: 1 G, 0-0, 0.00 ERA, 1.1 IP, K
W/ RISP: .000/.000/.000, RBI, 2 K, 4 PA

VS. LHB: .000/.167/.000, RBI, 2 K, BB, 6 PA
AWAY: 1 G, 0-0, 9.00 ERA, 2 H, R, ER, K, BB

DATE	DEC	P-S	IP	H	R	ER	HR	BB	SO	IR/S
9/10	ND	24-14	1.0	2	1	1	0	1	1	0/0
9/13	ND	21-12	1.1	0	0	0	0	0	1	1/0

LAST WIN: 8/9/23 @ SPO (A+)

LAST LOSS: 8/12/23 @ SPO (A+)

LAST SAVE: 9/3/23 @ VAN (A+)

#29 RAFFI VIZCAINO - RHP

2023 HIGHS: IP - 3.0, K - 6, BB - 4, H - 3, R - 3, ER - 3

RECENT APPEARANCES

HEIGHT: 6'0" WEIGHT: 237 B/T: R/R AGE: 27 (12/2/1995 in Sabana Grande, Dominican Republic)

27 G 1-1 4/5 SV/SVO 48/22 K/BB 4.63 ERA

OVERALL: 29 G, 13 GF, 3 GS, 2 HLD, 39.2 IP, 33 H, 28 R, 23 ER, 8 HR, 52 K, 24 BB POSTSEASON: 2 G, GS, 0-1, 9.64 ERA, 4.2 IP, 4 H, 6 R, 5 ER, HR, 4 K, 2 BB

LAST 10 G: 1-0, 4.20 ERA, 5 GF, 2 GS, 2 SV, 15.0 IP, 11 H, 9 R, 7 ER, 2 HR, 20 K, 9 BB VS. ARK: 3 G, GS, 0-0, 3.00 ERA, GF, SV, 6.0 IP, 5 H, 2 R, 2 ER, 6 K, BB

Entering his ninth professional season after taking a one year hiatus for the 2022 campaign, professionally debuting back in 2013.

During his debut 2013 season, he posted a 3.80 ERA across 11 game starts (47.1 IP) while punching out 41 batters.

This season will be his first in the yellow city and the third season that he spends time at the Double-A level.

In his most recent season (2021), he logged a 5.40 ERA (24 ER, 40.0 IP) in 32 relief appearances (2 GS).

2023 SPLITS

VS. RHB: .241/.333/.470, 20 H, 5 ER, 2

PITCHER STARTS: Albright (25), Hill (25), Patrick (19), Olivero (17), Lin (11), Bain (7), Solomon (7), Grammes (6), Diaz (4), Ray (4), Tineo (4), Jarvis (3), Vizcaino (3), Groen (2), Mabrey (2), Davies (1), Montilla (1)

QUALITY CONTROL

TEAM PITCHING

[illegible]

	W	L	ERA	G	CG	SHO	SV	SVO	IP	H	R	ER	HR	HB	BB	IBB	SO	WHIP	AVG
77	21	5.00	100	0	0	00	04	1004.0	1104	000	510	100	50	000	0	1000	1.55	075	

[illegible]

APRIL	11	10	6.02	21	0	1	6	7	187.0	189	141	125	23	10	114	1	221	1.62	.260
-------	----	----	------	----	---	---	---	---	-------	-----	-----	-----	----	----	-----	---	-----	------	------

MAY	10	16	5.86	26	0	2	4	8	219.2	216	157	143	26	14	140	1	235	1.62	.258
JUNE	15	10	5.33	25	0	1	5	11	221.0	217	141	131	39	22	110	1	217	1.48	.257
JULY	15	9	5.16	24	0	1	7	13	202.1	220	131	116	27	9	103	0	210	1.60	.276
AUGUST	14	13	5.52	27	0	1	9	17	239.2	234	172	147	37	12	145	3	275	1.58	.254
SEPTEMBER	12	3	3.73	15	0	2	7	8	135.0	108	61	56	11	5	74	0	140	1.39	.222
POSTSEASON	2	1	5.14	3	0	0	2	2	28.0	27	19	16	5	3	10	0	32	1.32	.245

HOME VS. ROAD TEAM PITCHING (INCLUDING POSTSEASON)

	W	L	ERA	G	CG	SHO	SV	SVO	IP	H	R	ER	HB	BB	SO	WHIP	AVG
HOME	40	30	5.95	70	0	2	16	26	623.0	658	461	415	35	365	681	1.64	.282
ROAD	39	32	4.76	71	0	6	24	40	609.2	553	361	319	40	331	649	1.45	.241

PITCHING STREAKS (NO EARNED RUNS)

CONSECUTIVE SCORELESS INNINGS CONSECUTIVE SCORELESS APPEARANCES

PLAYER	LENGTH(IP)-DATES	STREAK STATS	PLAYER	LENGTH - DATES	STREAK STATS
--------	------------------	--------------	--------	----------------	--------------

Hill	17.0 - 8/25-9/7	3 GS, 6 H, 12 K, 3 BB, HB	Green	12 G, 6/3-7/8	8 H, 13 K, 4 BB, 58 BF
Patrick	16.2 - 7/19-30	3 GS, 14 K, 10 H, 2 BB	Rashi	9 G, 8/19-9/22	4 H, 22 K, BB
Rashi	15.1 - 8/16-9/22	10 G, 4 H, 22 K, BB	Backhus	9 G - 5/18-6/11	10 H, 14 K, 4 BB, HB
Green	15.1 - 6/3-7/8	12 G, 8 H, 13 K, 4 BB	Saalfrank	8 G - 5/7-5/30	3 H, 17 K, 5 BB, HB
Hill	14.1 - 7/15-27	3 GS, 6 H, 13 K, 4 BB	Otanez	6 G, 8/25-9/22	3 H, 12 K, BB
Saalfrank	12.1 - 5/4-5/30	9 G, 3 H, 18 K, 5 BB, HB	Backhus	6 G, 8/5-24	7 H, 12 K, 6 BB
Patrick	11.1 - 5/21-6/3	3 GS, 3 H, 12 K, 4 BB	Backhus	6 G, 7/8-30	7 H, 7 K, 5 BB
Backhus	10.2 - 5/18-6/11	9 G, 10 H, 14 K, 4 BB, HB	Pope	6 G - 5/26 - 6/16	4 H, 11 K, 35 BF
Backhus	10.1 - 8/5-24	6 G, 7 H, 12 K, 6 BB	Backhus	6 G - 4/15-5/3	2 H, 2 BB, 9 K
Pope	10.1 - 5/26-6/20	7 G, 4 H, 13 K, 2 BB, HB	Grammes	5 G, 7/15-29	10 H, 14 K, 2 BB, HBP
Backhus	9.1 - 4/12-5/6	8 G, 4 H, 12 K, 2 BB	Vizcaino	5 G, 7/27-8/6	3 H, 10 K, 4 BB
Grammes	9.1 - 7/15-8/3	6 G (3 GS), 11 H, 15 K, 2 BB, HBP	M. De Oca	4 G, 9/2-14	3 H, 8 K, 4 BB, 4 SV
M.De Oca	8.1 - 9/2-14	4 G, 3 H, 8 K, 4 BB, 4 SV	Rice	4 G, 8/18-26	4 H, 11 K, BB
Hill	8.1 - 8/8-13	2 GS, 3 H, 7 K, 2 BB	Rice	4 G, 6/3-15	H, 3 K, 2 BB, HB

EJECTIONS

PLAYER/COACH	DATE/LOCATION	UMPIRE	REASON
Shawn Roof	4/30, HODGETOWN vs. FRI	HP Jarrod Moehlmann	Arguing call
Shawn Roof	5/20, Riders Field @ FRI	3B Steven Rios Jr.	Arguing call
Shawn Roof	6/9, Momentum Bank Ballpark @ MID	3B Sean Sparling	Checked swing
Jamison Hill	6/18, HODGETOWN vs SA	1B Steven Rios Jr.	Words
Shawn Roof	6/18, HODGETOWN, vs SA	HP Malcom Smith	Arguing call
Juan Centeno	6/30, HODGETOWN, vs TUL	HP Jarrod Moehlmann	Arguing call
Tom Gorzelanny	7/28, Momentum Bank Ballpark @ MID	HP Chris Murphy	Balls/Strikes
Shawn Roof	8/4, HODGETOWN, vs CC	HP Ty Krauss	Arguing Ball

AWARDS

PLAYER/COACH	AWARD	DATES	STATS
Bryce Jarvis	Texas League Pitcher of the Week	4/17-4/23	1-0, 5.0 IP, 0 H, 8 K, 4 BB
Ryan Bliss	Texas League Player of the Month	April	18 G, .410 AVG (34-for-83), 2 HR, 14 RBI, 17 R
Chad Patrick	Texas League Pitcher of the Week	5/22-5/28	1-0, 7.0 IP, 2 H, 6 K, 2 BB
Ryan Bliss	Texas League Player of the Month	May	23 G, .361 AVG (35-for-97), 5 HR, 13 RBI, 21 R
Caleb Roberts	Texas League Player of the Week	6/28-7/2	.438 (7-for-16), 3 HR, 2 2B, 4 RBI, 3 BB, 1.675 OPS
Deyvison De Los Santos	ARI MiLB Player of the Month	July	14 G, .364 (20-for-55), 2 HR, 4 2B, 3B, 10 RBI
Neyty Castillo	Texas League Player of the Week	8/14-20	.478 (11-for-23), 4 HR, 2 2B, 3B, 14 RBI, 1.694 OPS
Seth Beer	Texas League Player of the Week	8/29-9/3	.526 (10-for-19), 4 HR, 2 2B, 8 RBI, 1.854 OPS
Caleb Roberts	ARI MiLB Player of the Month	August	20 G, .321(26-for-81) 2 HR, 8 2B, 2 3B, 11 RBI

2023 MILESTONES ON THE HORIZON

NAME	MILESTONE	TO MEET (CURRENT TOTAL)
Caleb Roberts	Amarillo Single-Season Triples Record	1 (8)

2023 MILESTONES REACHED

NAME	MILESTONE	DATE
Luke Albright	150 Career IP	4/7 @ FRI
Ryan Bliss	150 Career Hits	4/14 vs. CC
A.J. Vukovich	150 Career RBI	4/16 vs. CC
Tim Tawa	150 Career Hits	4/16 vs. CC
A.J. Vukovich	150 Career RBI	4/16 vs. CC
Andrew Saalfrank	100 Career Strikeouts	4/20 @ NWA
Jamison Hill	150 Career Strikeouts	4/21 @ NWA
Austin Pope	200 Career Strikeouts	4/21 @ NWA
Austin Pope	200 Career IP	6/24 @ CC
Devison De Los Santos	150 Career RBI	4/26 vs. FRI
Jackson Goddard	150 Career Strikeouts	4/28 vs. FRI
Deyni Olivero	400 Career IP	4/29 vs. FRI
Tristin English	250 Career Hits	4/29 vs. FRI
Adrian Del Castillo	100 Career Hits	4/30 vs. FRI
A.J. Vukovich	250 Career Hits	5/4 @ CC
Michel Otanez	250 Career Strikeouts	5/17 @ FRI
Ryan Bliss	200 Career Hits	5/28 @ SA
Ryan Bliss	100 Career RBI	6/17 vs SA
Kyle Backhus	100 Career IP	6/1 vs. SPR
Deyni Olivero	300 Career Strikeouts	6/3 (2) vs. SPR
Jordan Lawlar	150 Career Hits	6/3 (1) vs. SPR
Josh Green	250 Career Strikeouts	6/14 vs SA
Jeff Bain	500 Career Strikeouts	7/3 (2) vs TUL
Tim Tawa	Most Single-Season HR	14, 7/15 vs FRI
Caleb Roberts	Most Single-Season HR	10, 7/15 vs FRI
Jordan Lawlar	100 Career RBI	7/16 vs FRI
A.J. Vukovich	Most Single-Season HR	18, 7/22 vs WCH
Seth Beer	450 Career MiLB Hits	7/22 vs WCH
Kyle Backhus	150 Career Strikeouts	7/28 @ MID
Austin Pope	250 Career Strikeouts	7/29 @ MID
Chad Patrick	150 Career Strikeouts	7/30 @ MID
TEAM	Franchise Single-Season HR Record (180)	9/3 vs MID
A.J. Vukovich	Amarillo Single-Season RBI Record (94)	9/9 @ ARK

SOD POODLES vs. LEAGUE IN 2023 (REGULAR SEASON)

NORTH DIVISION	OVERALL	HOME	AWAY	SOUTH DIVISION	OVERALL	HOME	AWAY
Arkansas	9-3	4-2	5-1	Corpus Christi	11-13	6-6	5-7
NW Arkansas	3-3	0-0	3-3	Frisco	13-11	9-6	4-5
Springfield	7-5	4-2	3-3	Midland	15-9	6-6	9-3
Tulsa	9-3	5-1	4-2	San Antonio	6-12	2-4	4-8
Wichita	4-2	4-2	0-0	---			

SOD POODLES vs. LEAGUE ALL-TIME (REGULAR SEASON)

NORTH DIVISION	OVERALL	HOME	AWAY	SOUTH DIVISION	OVERALL	HOME	AWAY
Arkansas	20-17	10-8	10-9	Corpus Christi	52-50	26-20	26-30
NW Arkansas	18-14	8-5	10-9	Frisco	50-51	31-28	19-23
Springfield	20-17	10-8	10-9	Midland	60-45	30-25	30-20
Tulsa	26-24	13-12	13-12	San Antonio	29-33	12-12	17-21
Wichita	14-10	7-5	7-5	---			

SOD POODLES OFFENSE

Most Runs, Game: 17 (2x, Last: 9/3 vs MID)
Most Runs, Inning: 7 (5x: Last: 6/29 vs. TUL, 1st inning)
Most Hits, Game (Team): 19 (9/3 vs MID)
Most Hits, Game (Indiv.): 4 (10x: Last: Cintron, 9/19 vs SA)
Fewest Hits, Game: 2 (3x: Last: 5/18 @ FRI)
Most Hits, Inning: 8 (5/5 @ CC, 3rd inning)
Most HRs, Game (Team): 5 (6x, Last: 9/19 vs SA)
Most HRs, Game (Indiv.): 3 (2x, Last: Beer, 9/1 vs MID)
Most HR, Inning (Team): 3 (3x, Last: 8/16 vs ARK, 5th inning)
Most SBs, Game (Team.): 9 (7/1 vs. TUL)
Most SBs, Game (Indiv.): 3 (4x, Last: Lawlar, 8/10 @ TUL)
Grand Slams: 6 (Last: Castillo, 8/15 vs ARK)
Most Runners LOB, Team: 15 (8/30 vs. MID)
Most Runs Combined (Two Teams): 24 (2x, Last: 9/3 vs MID)
Most Hits Combined (Two Teams): 33 (4/12 vs. CC)
Most Home Runs During Series (Two Teams): 31 (6/28-7/3 vs. TUL)
Most Runs To Overcome Deficit: 10 (4/26 vs. FRI)

SOD POODLES DEFENSE

Most Errors, Team: 5 (9/13 vs FRI)
Most Errors, Individual: 2 (4x, Last: Chen, 8/26 @ SA)
Most Double Plays: 3 (5x, Last: 9/1 vs MID)

SOD POODLES PITCHING

Most Ks, Team (9 innings): 18 (8/17 vs ARK)
Most Ks, Team (extra innings): 16 (6/30 vs TUL (13)
Most Walks, Team: 13 (8/6 vs CC)
Shutouts: 7 (Last: 9/7 @ ARK)
Complete Games (9 IP): --
Complete Games (7 IP): --
Complete Game Shutout, Individual: --
Complete Game Shutout (9.0 IP) Individual: --
Longest Start: 8.0 IP (Hill, 9/1 vs MID)
Longest Relief Appearance: 3.1 IP (2x: Last: Workman, 4/26 vs. FRI)
Most Ks, Individual: 11 (Solomon, 8/17 vs ARK)
Most Walks, Individual: 6 (3x: Last: Albright, 8/24 @ SA)

OPPONENTS OFFENSE

Most Runs, Game: 16 (2x: Last: 5/11 vs. MID)
Most Runs, Inning: 8 (3x: Last: 8/6 vs CC, 3rd inning)
Most Hits, Game (Team): 19 (5/11 vs. MID)
Most Hits, Game (Indiv.): 5 (2x: Last: Calabuig, 5/11 vs. MID)
Fewest Hits, Game: 1 (8/25 @ SA)
Most Hits, Inning: 7 (2x, Last: 6/20 @ CC)
Most HRs, Game (Team): 5 (3x, Last: 9/19 vs. SA)
Most HRs, Game (Indiv.): 3 (Rave, 4/18 @ NWA)
Most SBs, Game (Indiv.): 3 (Acuña, 4/30 vs. FRI)
Grand Slams Against: 6 (Last: Rivas, 9/6 @ ARK)
Most Runners LOB, Team: 14 (5/26 @ SA)
Most Runs To Overcome Deficit: 7 (7/28 @ MID)

OPPONENTS PITCHING

Most Ks Team (9 innings): 17 (2x, Last: 8/12 @ TUL)
Most Ks, Team (extra innings): 15 (6/30 vs TUL)
Most Walks, Team: 12 (6/20 @ CC)
Most Ks, Individual: 10 (Leiter, 5/17 @ FRI)
Most Walks, Individual: 5 (4x, Last: Garcia, R, 9/15 vs. FRI)

OPPONENTS DEFENSE

Most Errors, Team: 3 (7x, Last: 8/22 @ SA)
Most Errors, Individual: 3 (Whitcomb, 4/12 vs. CC)
Most Double Plays: 3 (2x, Last: 7/28 @ MID)

MISCELLANEOUS

Longest Home Game Time (9 innings): 3:36 (6/15 vs. SA)
Shortest Home Game Time (9 innings): 1:56 (9/1 vs. MID)
Longest Road Game Time (9 innings): 3:13 (5/5 @ CC)
Shortest Road Game Time (9 innings): 2:05 (5/2 @ CC)
Longest Game Time (7 innings): 2:32 (5/14 (2) vs. MID)
Shortest Game Time (7 innings): 1:39 (6/3 (2) vs. SPR)
Longest Extra-Inning Game: 3:42 (6/30 vs TUL)
Longest Game (Innings): 13 (6/30 vs TUL)
Longest Game Delay (Home): 0:40, 5/31 vs. SPR (rain)
Longest Game Delay (Road): 1:53, 5/19 @ FRI (rain)
Highest Attendance (Home): 7,588 (7/3 vs. TUL)
Highest Attendance (Road): 10,019 (5/16 @ FRI)
Lowest Attendance (Home): 3,231 (4/25 vs. FRI)
Lowest Attendance (Road): 2,041 (7/30 @ MID)

LAST TIME IT HAPPENED - 2023

SOD POODLES (INDIVIDUAL)

Perfect Game:
No-Hitter (Individual):
No-Hitter (Combined):
No-Hitter (7-Inning):
1-Hitter (Individual):
1-Hitter (Combined): 8/25 @ SA, Hill/Rashi/Otanez
2-Hitter (Individual):
2-Hitter (Combined): 3x: Last: 5/27 @ SA, Patrick/Saalfrank
3-Hitter (Combined): 10x: Last: 9/22 @ SA, Vizcaino/Grammes/Meza/Otanez/Rashi
3-Hitter (Individual):
Complete Game Shutout (9 Inning):
Complete Game Shutout (7 Inning):
10 or more strikeouts (P): 3x, Last: Solomon (10, 8/29 vs MID)
Four (4) Hits: 10x, Last: Cintron (9/19 vs SA)
Five (5) Hits:
Six (6) Hits:
Three (3) Doubles:
Four (4) Doubles:
Two (2) Triples:
Two HR Game: 9x, Last: Roberts (9/19 vs SA)
Three HR Game: 2x, Last: Beer (9/1 vs MID)
Grand Slam (Home): 4x, Last: Castillo (8/15 vs. ARK)
Grand Slam (Road): 2x, Last: Duzenack (7/30 @ MID)
Inside-The-Park HR: Lawlar (7/3 (1) vs TUL)
Back-To-Back HRs: 7x: Last: Beer/De Los Santos (9/15 vs. FRI)
Back-To-Back-To-Back HRs:
HR, Both Sides of the Plate:
Hitting for the Cycle:

HR in 2 straight games: 29x: Last: Roberts (9/19 vs SA, 9/21 @ SA)
HR in 3 straight games: 4x, Last: Robinson (9/16-17 vs FRI, 9/19 vs SA)
HR in 4 straight games: Roberts (6/30-7/3 vs TUL)
Triple in 2 straight games:
Five (5) RBI: 6x, Last: Roberts (9/19 vs SA)
Seven (7) RBI: Vukovich (7/3 (1) vs TUL)
Three Runs: 28x: Last: Tawa (9/3 vs MID)
Four Runs: 4x, Last: Vukovich (7/3 (1) vs TUL)
Five Runs:
Two Stolen Bases: 11x: Last: Dalesandro (8/13 @ TUL)
Three Stolen Bases: 4x, Last: Lawlar (8/10 @ TUL)
Four Stolen Bases:
Steal of home (straight):
Steal of home (double steal): 2x, Last: Bliss/Lawlar, 6/22 @ CC
Four (4) Walks: Roberts (2x, Last: 8/12 @ TUL)
Five (5) Walks:
10 Total Bases in a game: 3x, Last: Beer (12, 9/1 vs MID)

SOD POODLES TEAM

20 Runs, Game:
20 Hits, Game:
10+ Runs, Inning:
Back-to-back 15-hit games: 9/17 vs FRI - 9/19 vs SA
Everyone in order gets a hit: 9x: Last: 9/3 vs MID
Everyone in order scores a run: 2x, Last: 8/16 vs ARK
Only player in order to get a hit:
15+ Strikeouts, Game (Batting): 4x, Last: 9/16 vs FRI (16)
Triple Play:
Winning Streak: 7 (6/6-6/13)
Losing Streak: 4 (2x: Last: 5/23-5/26)



HIGHS & LOWS - ALL TIME



SOD POODLES OFFENSE

Most Runs, Game: 20 (9/11/21 vs. TUL)
Most Runs, Inning: 11 (6/11/22 vs. FRI, 8th inning)
Most Hits, Game: 24 (9/11/21 vs. TUL)
Most Hits, Game (Indiv.): 5 (3x: Last: Barrosa, 7/22 @ MID)
Fewest Hits, Game: 0 (5/26/22 @ ARK)
Most HRs, Game (Team): 7, (6/5/21 @ FRI)
Most HRs, Game (Indiv.): 3, 3x, Last: Beer (9/1/23 vs MID)
Grand Slams: 17 (Last: Castillo, 8/15/23 vs ARK, 5th inning)
Most SBs, Game (Team.): 9 (7/1/23 vs. TUL)
Most SBs, Game (Indiv.): 3 (9x: Last: Lawlar, 8/10/23 @ TUL)
Most Runners LOB, Team: 15 (8/30/23 vs MID)
Most Runs Combined (Two Teams): 32 (9/11/21 vs. TUL)
Most Hits Combined (Two Teams): 37 (2x: Last: 4/23/22 vs SA)
Most Home Runs During Series (Two Teams): 34 (9/7-12/21 vs. TUL)
Most Runs To Overcome Deficit: 10 (4/26/23 vs. FRI)

SOD POODLES DEFENSE

Most Errors, Team: 5 (2x, Last: 9/13/23 vs. FRI)
Most Errors, Individual: 2 (29x: Last: Chen, 8/26/23 @ SA)
Most Ground Into Double Plays: 4 (2x: Last: 9/17/21 vs. FRI)

SOD POODLES PITCHING

Most Ks, Team (9 innings): 18 (2x: Last: 5/9/21 @ TUL)
Most Ks, Team (extra innings): 18 (5/19/21 vs MID)
Most Walks, Team: 13 (8/6/23 vs CC)
Shutout: 27x: Last: 9/7/23 @ ARK
Last Complete Game (9 IP): --
Last Complete Game (7 IP): Nelson (G1, 9/1/21 @ SA)
Last Complete Game (5 IP): Walston (7/29/22 vs. CC)
Last Complete Game Shutout: Frias (8/1/21 vs. SA (7))
Longest Start: 8.0 IP (2x, Last: Hill, 9/1/23 vs MID)
Longest Relief Appearance: 3.1 IP (4x, last: Workman, 4/26 vs FRI)
Most Ks, Individual: 12 (4x: Last: Pfaadt: 6/23/22 @ CC)
Most Walks, Individual: 7 (Nelson, 7/6/21 @ SA)



LAST TIME IT HAPPENED - ALL TIME

SOD POODLES (INDIVIDUAL)

Perfect Game:
No-Hitter (Individual):
No-Hitter (Combined):
No-Hitter (7-Inning): 2x: Tabor, 7/11/21 @ SA; Frias, 8/1/21 vs. SA
1-Hitter (Individual): 7/29/22 (Walston, 5-inning game)
1-Hitter (Combined): 3x: Last: 8/25/23 @ SA; Hill/Rashi/Otanez
2-Hitter (Individual):
2-Hitter (Combined): 5x: Last: 5/27/23 @ SA, Albright/Saalfrank
3-Hitter (Combined): 25x: Last: 9/22 @ SA, Vizcaino/Grammes/Meza/Otanez/Rashi
3-Hitter (Individual):
Complete Game Shutout (9 Inning):
Complete Game Shutout (7 Inning): 2x: Tabor, 7/11/21 @ SA; Frias, 8/1/21 vs. SA
10 or more strikeouts: 17x, Last: Solomon (8/29/23 vs. MID)
Four (4) Hits: 38x: Last: Cintron (9/19/23 vs SA)
Five (5) Hits: 3x: Last: Cedenio (8/18/22 @ MID)
Six (6) Hits:
Three (3) Doubles: 3x: Last: Carroll, (4/23/22 vs SA)
Four (4) Doubles:
Two (2) Triples:
Two HR Game: 38x: Last: Roberts (9/19/23 vs SA)
Three HR Game: 3x, Last: Beer, 9/1/23 vs MID)
Grand Slam (Home): 13x: Last: Castillo, 8/15/23 vs. ARK)
Grand Slam (Road): 4x: Last: Duzenack, 7/30/23 @ MID
Inside-The-Park HR: 5x: Last: Lawlar (7/3/23 (1) vs TUL)
Back-To-Back HRs: 23x: Last: Beer/De Los Santos (9/15/23 vs. FRI)
Back-To-Back-To-Back HRs:
B-2-B-2-B HRs: 9/11/21 vs. TUL - Garrett/Kennedy/Fletcher/Canzone (3rd inning)
HR, Both Sides of the Plate: 3x: Last: Stankiewicz (7/15/22 vs SA)
Hitting for the Cycle:

OPPONENTS OFFENSE

Most Runs, Game: 21 (2x: Last: 9/2/22 vs. FRI)
Most Runs, Inning: 11 (9/2/22 vs. FRI, 5th inning)
Most Hits, Game (Team): 23 (9/2/22 vs. FRI)
Most Hits, Game (Indiv.): 6 (Guldborg, 4/10/22 vs MID)
Fewest Hits, Game: 0 (2x: Last: 8/1/21 vs. SA - Frias no-hitter)
Most HRs, Game (Team): 9 (Last: 5/17/22 vs. TUL)
Most HRs, Game (Indiv.): 4 (Chandler Redmond, 8/10/22 vs SPR)
Most SBs, Game (Indiv.): 3 (Acuña, 4/30/23 vs. FRI)
Grand Slams: 24 (Last: Rivas, 9/6/23 @ ARK, off Ray, 2nd inning)
Most Runners LOB, Team: 16 (4/10/22 vs. MID)
Most Runs To Overcome Deficit: 10 (7/18/21 @ MID)

OPPONENTS PITCHING

Most Ks Team (9 innings): 17 (4x: Last: 8/12/23 @ TUL)
Most Ks, Team (extra innings): 19 (5/11/19 @ CC, 10)
Most Walks, Team: 12 (6/20 @ CC)
Shutout: 22x: Last: 8/31/23 vs. MID
Last Complete Game: Jones (5/26/22 (2) @ ARK)
Last Complete Game Shutout (7 IP): Jones (5/26/22 (2) @ ARK)
Most Ks, Individual: 14 (Dustin May, 6/22/19 @ TUL)
Most Walks, Individual: 7 (Robaina, 7/31/22 vs. CC)

OPPONENTS DEFENSE

Most Errors, Team: 4 (5x: Last: 7/22/22 @ MID)
Most Errors, Individual: 3 (3x: Last: Whitcomb, 4/12/23 vs. CC)
Most Ground Into Double Plays: 4 (2x: Last: 9/14/22 @ SA)

MISCELLANEOUS

Longest Home Game Time (9 innings): 4:08 (9/11/21 vs. TUL)
Shortest Home Game Time (9 innings): 1:56 (9/1/23 vs MID)
Longest Road Game Time (9 innings): 3:34 (7/29/19 @ NWA)
Shortest Road Game Time (9 innings): 1:50 (8/21/22 @ MID)
Longest Game Time (7 innings): 2:36 (9/1/21 @ SA)
Shortest Game Time (7 innings): 1:29 (5/26/22 (2) @ ARK)
Longest Extra-Inning Game: 4:08 (4/22/22 vs. SA, 11)
Longest Game (Innings): 13 (6/30/23 vs TUL)
Longest Game Delay (Home): 3:15 (5/18/21 vs. MID)
Longest Game Delay (Road): 1:53 (5/19/23 @ FRI)
Highest Attendance (Home): 7,588 (7/3/23 vs. TUL)
Highest Attendance (Road): 10,366 (5/18/19 @ FRI)
Lowest Attendance (Home): 3,231 (4/25/23 vs. FRI)
Lowest Attendance (Road): 1,906 (8/17/22 @ MID)
Largest Margin of Victory: 15 (19-4, 6/9/21 vs. CC)
Largest Margin of Defeat: 19 (21-2, 9/2/22 vs. FRI)

HR in 2 straight games: 72x: Last: Roberts (9/19 vs SA, 9/21 @ SA)
HR in 3 straight games: 11x: Last: Robinson (9/16-17 vs FRI, 9/19/23 vs SA)
HR in 4 straight games: Roberts (6/30-7/3/23 vs TUL)
Triple in 2 Straight games: 5x: Last: Carroll (5/17-18 vs. TUL)
Triple in 3 straight games: Carroll, 6/12-15 vs. FRI, @ SA)
Five (5) RBI: 17x: Last: Roberts (9/19/23 vs SA)
Six (6) RBI: 4x: Last: Forbes, (7/28/22 vs. CC)
Seven (7) RBI: 2x, Last: Vukovich (7/3/23 (1) vs TUL)
Four Runs: 10x: Last: Vukovich (7/3/23 (1) vs TUL)
Five Runs: Perdomo (9/11/21 vs. TUL)
Two Stolen Bases: 45x: Last: Dalesandro (8/13/23 @ TUL)
Three Stolen Bases: 9x: Last: Lawlar (8/10/23 @ TUL)
Four Stolen Bases:
Steal of home (straight): 2x: Last: Barrosa (9/4/22 vs FRI)
Steal of home (double steal): 3x: Last: Bliss/Lawlar (6/22/23 @ CC)
Four (4) Walks: 4x: Last: Roberts (8/12/23 @ TUL)
10 Total Bases in a Game: 9x: Last: Beer (9/1/23 vs. MID)
Most Total Bases in a game: 12 (5x: Last: Beer (9/1/23 vs. MID)

SOD POODLES TEAM

20 Runs, Game: 20, 9/11/21 vs. TUL
20 Hits, Game: 5x: Last: 20, 8/18/22 @ MID
10+ Runs, Inning: 2x: Last: 6/11/22 vs. FRI (11, 8th inning)
Back-to-back 15-hit games: 3x: Last: 9/17/23 vs FRI - 9/19/23 vs SA)
Everyone in order gets a hit: 34x: Last: 8/16/23 vs. ARK
Everyone in order gets multiple-hits: 5/8/22 vs. MID
Everyone in order scores a run: 8x: Last: 8/16/23 vs ARK
Only player in order to get a hit: 4x: Last: Diaz, G1, 9/1/21 @ SA
15+ Strikeouts, Game (Batting): 20x: Last: 9/16/23 vs FRI (16)
Triple Play:
Winning Streak: 7 (6/6-13/23)
Losing Streak: 7 (7/30-8/6/22)

DATE	NO	TRANSACTION
4/7	1	INF Camden Duzenack reinstated from the Dev. List, transferred to AMA.
4/11	2	RHP Josh Green reinstated from the Dev. List, assigned to AMA.
4/11	3	RHP Jackson Goddard placed on the Dev. List.
4/12	4	LHP Joe Mantiply assigned to AMA on MLB Rehab Assignment.
4/14	5	INF Camden Duzenack transferred to RNO.
4/18	6	LHP Joe Mantiply recalled from MLB Rehab Assignment to ARI.
4/18	7	RHP Jackson Goddard reinstated from Dev. List, assigned to AMA.
4/20	8	OF Caleb Roberts placed on AMA IL.
4/21	9	RHP Raffi Vizcaino transferred from AMA to RNO.
4/21	10	INF Jonathan Guzman transferred to AMA from HIL.
4/21	11	LHP Hugh Fisher transferred to AMA from HIL.
4/22	12	RHP Michel Otanez placed on AMA IL.
4/25	13	RHP Byrce Jarvis transferred from AMA to RNO.
4/25	14	LHP Dillon Larsen transferred to AMA from HIL.
4/25	15	RHP Marcos Tineo transferred to AMA from HIL.
5/2	16	RHP Mitchell Stump transferred to AMA from RNO.
5/2	17	LHP Dillon Larsen transferred from AMA to HIL.
5/5	18	INF Tristin English transferred from AMA to RNO.
5/5	19	INF Kevin Vicuña signed by ARI, assigned to AMA.
5/7	20	INF Jonathan Guzman placed on AMA IL.
5/8	21	INF Jarrod Watkins transferred to AMA from HIL.
5/10	22	RHP Josh Green placed on AMA IL.
5/13	23	RHP Michel Otanez reinstated from AMA IL.
5/14	24	INF Neyfy Castillo placed on AMA IL.
5/16	25	OF Caleb Roberts reinstated from AMA IL.
5/16	26	RHP Endrys Briceno transferred to AMA from RNO.
5/16	27	RHP Marcos Tineo released.
5/19	28	INF Camden Duzenack reinstated from RNO IL, transferred to AMA.
5/19	29	LHP Hugh Fisher placed on Dev. List.
5/20	30	RHP Zach Davies assigned to AMA on MLB Rehab.
5/23	31	INF Neyfy Castillo reinstated from IL.
5/23	32	INF Seth Beer reinstated from Dev. List, transferred to AMA.
5/23	33	INF Kevin Vicuña placed on Dev. List.
5/23	34	INF Jarrod Watkins released.
5/25	35	RHP Endrys Briceno transferred from AMA to RNO.
5/25	36	RHP Conor Grammes transferred to AMA from HIL.
5/26	37	RHP Michel Otanez transferred from AMA to RNO.
5/26	38	LHP Hugh Fisher reinstated from Dev. List.
6/1	39	RHP Josh Green reinstated from IL.
6/1	40	LHP Hugh Fisher placed on Dev. List.
6/13	41	RHP Christian Montes De Oca placed on IL.
6/20	42	RHP Blake Workman released.
6/20	43	LHP Andrew Saalfank transferred from AMA to RNO.
6/20	44	RHP Michel Otanez transferred to AMA from RNO.
6/20	45	RHP Peter Solomon transferred to AMA from RNO.
6/21	46	INF Kevin Vicuña transferred from AMA to HIL.
6/24	47	RHP Jackson Goddard placed on AMA IL.
6/26	48	RHP Gerald Ogando transferred to AMA from HIL.
6/29	49	RHP Raffi Vizcaino reinstated from RNO IL, transferred to AMA.
6/29	50	RHP Christian Montes De Oca reinstated from IL.
6/29	51	LHP Jake Rice placed on Dev. List.
7/1	52	INF Kevin Vicuña transferred to AMA from HIL.
7/1	53	INF Deyvison De Los Santos placed on the Dev. List.
7/7	54	INF Julio Carrion transferred to AMA from VIS.
7/7	55	INF Ryan Bliss placed on Temp. Inactive List.
7/7	56	INF Jordan Lawlar placed on Temp. Inactive List.
7/9	57	RHP Deyni Olivero placed on Dev. List.
7/13	58	INF Jordan Lawlar reinstated from Temp. Inactive List.
7/13	59	C J.J. D'Orazio transferred to AMA from HIL.
7/13	60	LHP Yu-Min Lin transferred to AMA from HIL.
7/13	61	LHP Will Mabrey transferred to AMA from HIL.
7/13	62	INF Ivan Melendez transferred to AMA from HIL.

[illegible][illegible]

Game	Date	Opponent	W/L	Winning Pitcher	Losing Pitcher	Save	Record	Standing	Attendance	TOG
1	4/6	@ FRI	L, 12-4	Anderson, G (1-0)	Jarvis, B (0-1)	-	0-1	T-2nd (-1.0)	8,320	2:28
2	4/7	@ FRI	W, 3-1	Albright, L (1-0)	Krauth, N (0-1)	Backhus, K (1)	1-1	T-1st (+0.5)	8,655	2:16
3	4/8	@ FRI	W, 5-3	Rice, J (1-0)	Starr, N (0-1)	Vizcaino, R (1)	2-1	T-1st (+1.0)	9,030	2:57
4/9-10		OFF								
4	4/11	CC	L, 5-4	Melendez, J (1-0)	Patrick, C (0-1)	Macuare, A (1)	2-2	T-2nd (-1.0)	5,452	2:26
5	4/12	CC	W, 13-10	Mantiply, J (1-0)	Robaina, J (0-1)	-	3-2	T-1st (+1.0)	4,093	3:16
6	4/13	CC	W, 5-2	Jarvis, B (1-1)	Cobos, F (0-1)	Montes De Oca, C (1)	4-2	1st (+1.0)	4,547	2:39
7	4/14	CC	L, 13-10	Sprinkle, J (1-0)	Albright, L (1-1)	-	4-3	T-1st (+1.0)	6,417	2:54
8	4/15	CC	W, 5-3	Mantiply, J (2-0)	Gordon, C (0-2)	Backhus, K (2)	5-3	1st (+1.0)	6,146	2:28
9	4/16	CC	L, 11-5	Melendez, J (2-0)	Patrick, C (0-2)	-	5-4	T-1st (+1.0)	5,187	2:54
4/17		OFF								
10	4/18	@ NWA	L, 16-6	Del Rosario, Y (1-0)	Olivero, D (0-1)	-	5-5	T-1st (+1.0)	2,399	2:40
11	4/19	@ NWA	W, 5-0	Jarvis, B (2-1)	Veneziano, A (1-1)	-	6-5	T-1st (+1.0)	2,792	2:29
12	4/20	@ NWA	W, 3-2 (10)	Otanez, M (1-0)	Biasi, D (1-1)	Rice, J (1)	7-5	1st (+0.5)	3,751	3:08
13	4/21	@ NWA	L, 5-0	Hoffmann, A (2-1)	Hill, J (0-1)	-	7-6	T-1st (+1.0)	4,690	2:26
14	4/22	@ NWA	L, 5-0	Marsh, A (1-0)	Patrick, C (0-3)	-	7-7	T-1st (+3.0)	4,856	2:14
15	4/23	@ NWA	W, 6-2	Saalfrank, A (1-0)	Way, B (0-2)	-	8-7	T-1st (+0.5)	4,640	2:48
4/24		OFF								
16	4/25	FRI	W, 9-7	Rice, J (2-0)	Starr, N (1-2)	Backhus, K (3)	9-7	T-1st (+1.0)	3,231	2:34
17	4/26	FRI	W, 12-11 (10)	Workman, B (1-0)	Church, M (0-1)	-	10-7	1st (+1.0)	3,275	3:24
18	4/27	FRI	L, 5-1	Roby, T (1-2)	Bain, J (0-1)	-	10-8	1st (+0.5)	6,239	2:38
19	4/28	FRI	L, 12-6	Speas, A (1-0)	Patrick, C (0-4)	-	10-9	2nd (-0.5)	4,393	2:55
20	4/29	FRI	W, 11-4	Olivero, D (1-1)	Leiter, J (0-2)	-	11-9	1st (+0.5)	5,928	2:38
21	4/30	FRI	L, 12-7	Church, M (1-1)	Tineo, M (0-1)	-	11-10	T-1st (+0.5)	5,125	2:53
5/1		OFF								
22	5/2	@ CC	L, 3-1	Robaina, J (1-2)	Fisher, H (0-1)	-	11-11	T-2nd (-1.0)	2,774	2:05
23	5/3	@ CC	W, 3-0	Pope, A (1-0)	Kouba, R (1-1)	Backhus, K (4)	12-11	T-1st (+1.5)	2,401	2:15
24	5/4	@ CC	L, 6-1	Gordon, C (2-2)	Patrcik, C (0-5)	-	12-12	T-2nd (-1.0)	3,678	2:11
25	5/5	@ CC	W, 12-8	Goddard, J (1-0)	Plumlee, P (0-1)	-	13-12	T-1st (+2.5)	4,651	3:13
26	5/6	@ CC	L, 12-7	VanWey, L (1-0)	Tineo, M (0-2)	-	13-13	T-2nd (-1.0)	4,327	2:49
27	5/7	@ CC	L, 5-4	Arrighetti, S (2-2)	Albright, L (1-2)	McDonald, C (1)	13-14	T-2nd (-2.0)	4,726	2:28
5/8		OFF								
28	5/9	MID	L, 11-9	Supak, T (2-0)	Hill, J (0-2)	-	13-15	2nd (-3.0)	6,284	2:47
29	5/10	MID	W, 6-3	Saalfrank, A (2-0)	Salinas, R (1-2)	-	14-15	2nd (-2.0)	4,495	2:20
30	5/11	MID	L, 16-6	Pérez, F (1-0)	Olivero, D (1-2)	-	14-16	2nd (-3.0)	5,363	2:56
31	5/12	MID	L, 6-1	Cushing J (1-0)	Tineo, M (0-3)	-	14-17	3rd (-4.0)	7,165	2:27
	5/13	MID	PPD							
32	5/14(1)	MID	W, 10-1	Albright, L (2-2)	Ginn, J (0-2)	-	15-17	-	0	1:40
33	5/14(2)	MID	L, 13-1	Tomioka, S (1-0)	Hill, J (0-3)	-	15-18	3rd (-4.0)	4,621	2:32
5/15		OFF								
34	5/16	@ FRI	L, 3-2	Church, M (2-2)	Goddard, J (1-1)	Starr, N (1)	15-19	3rd (-4.0)	10,019	2:30
35	5/17	@ FRI	L, 10-4	Leiter, J (2-2)	Olivero, D (1-3)	-	15-20	T-4th (-4.0)	2,890	2:27
36	5/18	@ FRI	L, 7-1	Garcia, R (1-3)	Bain, J (0-2)	-	15-21	5th (-4.0)	3,480	2:13
37	5/19	@ FRI	W, 2-1	Albright, L (3-2)	White, O (1-1)	Rice, J (2)	16-21	T-4th (-4.0)	5,943	2:24 (1:53)
38	5/20	@ FRI	L, 8-7 (10)	Kelly, A (2-0)	Stumpo, M (0-1)	-	16-22	T-4th (-5.0)	7,070	3:26
39	5/21	@ FRI	W, 3-1	Patrick, C (1-5)	Church, M (2-3)	Montes De Oca, C (2)	17-22	T-4th (-5.0)	6,306	2:32
5/22		OFF								
40	5/23	@ SA	L, 14-4	Bachar, L (2-0)	Olivero, D (1-4)	-	17-23	5th (-5.0)	5,054	2:48
41	5/24	@ SA	L, 4-3	Hernandez, N (3-1)	Montes De Oca, C (0-1)	-	17-24	5th (-5.0)	4,990	2:35
42	5/25	@ SA	L, 5-4	Kopps, K (3-0)	Otanez, M (1-1)	Jacob, A (1)	17-25	5th (-6.0)	3,549	2:35
43	5/26	@ SA	L, 8-2	Wolf, J (3-5)	Hill, J (0-4)	-	17-26	5th (-7.0)	4,124	2:57
44	5/27	@ SA	W, 1-0	Patrick, C (2-5)	Snider, D (0-3)	Saalfrank, A (1)	18-26	5th (-6.0)	4,828	2:30
45	5/28	@ SA	W, 9-3	Grammes, C (1-0)	Henry, H (1-2)	-	19-26	5th (-5.0)	3,530	2:46
5/29		OFF								
46	5/30	SPR	W, 7-1	Bain, J (1-2)	Gragg, L (0-3)	-	20-26	5th (-4.0)	4,179	2:11
47	5/31	SPR	W, 13-8	Stumpo, M (1-1)	Sawyer, L (1-2)	-	21-26	4th (-4.0)	4,177	3:03
48	6/1	SPR	W, 3-2	Grammes, C (2-0)	Pereira, W (3-3)	-	22-26	4th (-4.0)	4,690	1:54
49	6/2	SPR	PPD							
49	6/3 (1)	SPR	L, 5-4 (8)	Roycroft, C (1-0)	Backhus, K (0-1)	Granillo, A (2)	22-27	4th (-3.5)	-	2:26
50	6/3 (2)	SPR	W, 6-1 (7)	Olivero, D (2-4)	Hernandez, K (5-2)	-	23-27	4th (-4.0)	6,502	1:39
51	6/4	SPR	L, 6-5	Sawyer, L (2-2)	Grammes, C (2-1)	-	23-28	4th (-4.0)	5,636	2:44

GAME	DATE	OPPONENT	W/L	WINNING PITCHER	LOSING PITCHER	SAVE	RECORD	STANDING	ATTENDANCE	TOG
52	6/6	@ MID	W, 8-4	Albright, L (4-2)	Estes, J (3-4)	--	24-28	4th (-4.0)	3,738	2:33
53	6/7	@ MID	W, 4-0	Green, J (1-0)	Cusick, R (3-3)	--	25-28	3rd (-4.0)	3,042	2:35
54	6/8	@ MID	W, 12-3	Patrick, C (3-5)	Leal, D (2-2)	--	26-28	T-2nd (-3.0)	3,711	2:29
55	6/9	@ MID	W, 7-5	Olivero, D (3-4)	Howard, B (2-3)	Backhus, K (5)	27-28	T-2nd (-3.0)	6,290	2:19
56	6/10	@ MID	W, 13-10	Saalfrank, A (3-0)	Kubo, T (0-1)	Green, J (1)	28-28	2nd (-3.0)	5,032	2:46
57	6/11	@ MID	W, 4-1	Albright, L (5-2)	Estes, J (3-5)	Backhus, K (6)	29-28	2nd (-2.0)	2,190	2:23
	6/12	OFF								
58	6/13	SA	W, 10-2	Hill, J (1-4)	Wolf, J (5-6)	--	30-28	2nd (-1.0)	5,109	2:50
59	6/14	SA	L, 5-2	Quezada, J (1-1)	Patrick, C (3-6)	--	30-29	2nd (-2.0)	4,996	2:34
60	6/15	SA	L, 11-9	Blanchard, J (1-0)	Backhus, K (0-2)	Jacob, A (4)	30-30	2nd (-3.0)	5,703	3:36
61	6/16	SA	L, 12-9	Leasher, A (1-0)	Bain, J (1-3)	Malacki, B (1)	30-31	T-2nd (-4.0)	6,838	2:40
62	6/17	SA	W, 9-7	Saalfrank, A (4-0)	Gonzalez, B (0-1)	Green, J (2)	31-31	2nd (-3.0)	7,258	2:42
63	6/18	SA	L, 11-4	Wolf, J (6-6)	Goddard, J (1-2)	--	31-32	2nd (-4.0)	6,352	2:38
	6/19	OFF								
64	6/20	@ CC	L, 12-6	Brown, T (1-1)	Olivero, D (3-5)	--	31-33	T-2nd (-4.0)	3,351	3:03
65	6/21	@ CC	L, 5-4	Robaina, J (6-4)	Patrick, C (3-7)	McDonald, C (4)	31-34	3rd (-5.0)	3,587	2:28
66	6/22	@ CC	W, 7-5	Backhus, K (1-2)	Gaither, R (0-1)	--	32-34	T-2nd (-4.0)	4,084	2:55
67	6/23	@ CC	L, 10-9	Brown, T (2-1)	Stumpo, M (1-2)	--	32-35	3rd (-5.0)	4,612	2:57
68	6/24	@ CC	W, 5-3	Hill, J (2-4)	Chaidez, A (1-4)	--	33-35	T-2nd (-4.0)	6,008	2:35
69	6/25	@ CC	W, 6-3	Olivero, D (4-5)	Kouba, R (4-3)	--	34-35	2nd (-3.0)	5,991	2:18
END OF 1ST HALF										
70	6/28	TUL	W, 6-4	Backhus, K (2-2)	Dodson, T (4-5)	--	35-35, 1-0	T-1st (+1.0)	4,723	2:25
71	6/29	TUL	W, 12-7	Pope, A (2-0)	Frasso, N (1-3)	Green, J (3)	36-35, 2-0	T-1st (+1.0)	5,419	2:57
72	6/30	TUL	L, 7-6 (13)	Fisher, B (5-1)	Grammes, C (2-2)	--	36-36, 2-1	T-2nd (-1.0)	6,731	3:42
73	7/1	TUL	W, 12-10	Backhus, K (3-2)	Acosa, A (0-3)	--	37-36, 3-1	T-2nd (-1.0)	6,860	3:28
74	7/2	TUL	PSTP							
74	7/3 (1)	TUL	W, 15-7	Olivero, D (5-5)	Casparius, B (0-3)	--	38-36, 4-1			1:54
75	7/3 (2)	TUL	W, 10-9	Montes De Oca, C (1-1)	Sublette, R (1-3)	Green, J (4)	39-36, 5-1	T-1st (+2.0)	7,588	2:26
76	7/4	@ SPR	L, 9-8	Martinez, J (2-1)	Backhus, K (3-3)	Sawyer, L (6)	39-37, 5-2	T-1st (+1.0)	6,423	3:05
77	7/5	@ SPR	L, 5-4	Sawyer, L (3-2)	Vizcaino (0-1)	--	39,38, 5-3	2nd (-1.0)	2,203	2:33
78	7/6	@ SPR	L, 5-3	Pope, B (1-1)	Montes De Oca, C (1-2)	Granillo, A (8)	39-39, 5-4	2nd (-1.5)	3,358	2:26
79	7/7	@ SPR	PSTP							
79	7/8 (1)	@ SPR	W, 4-3	Hill, J (3-4)	Pereira, W (5-5)	Pope, A (1)	40-39, 6-4		--	2:07
80	7/8 (2)	@ SPR	W, 7-6	Backhus, K (4-3)	Pope, B (1-2)	Green, J (5)	41-39, 7-4	2nd (-1.0)	4,200	2:16
81	7/9	@ SPR	W, 9-6	Ogando, G (1-0)	Komar, B (1-5)	Vizcaino, R (2)	42-39, 8-4	T-1st (+2.0)	2,517	2:56
	7/10-13	OFF								
ALL-STAR BREAK										
82	7/14	FRI	L, 8-3	Wolfram, G (5-0)	Albright, L (5-3)	--	42-40, 8-5	2nd (-1.0)	7,015	2:37
83	7/15	FRI	W, 11-4	Hill, J (4-4)	Krauth, N (2-6)	--	43-40, 9-5	T-1st (+2.0)	6,871	2:33
84	7/16	FRI	W, 8-0	Lin, Y (1-0)	Bremer, N (0-1)	--	44-40, 10-5	T-1st (+3.0)	6,036	2:24
	7/17	OFF								
85	7/18	WCH	W, 10-7	Otanez, M (2-1)	Luna, C (1-6)	Mabrey, W (1)	45-40, 11-5	1st (+1.0)	4,394	2:23
86	7/19	WCH	W, 7-5	Grammes, C (3-2)	Floyd, T (2-2)	Backhus, K (7)	46-40, 12-5	1st (+2.0)	3,885	2:50
87	7/20	WCH	L, 4-1	Bentley, D (2-1)	Albright, L (5-4)	--	46-41, 12-6	1st (+2.0)	5,584	2:47
88	7/21	WCH	W, 3-2	Hill, J (5-4)	Raya, M (0-1)	Ogando, G (1)	47-41, 13-6	1st (+3.0)	7,120	2:08
89	7/22	WCH	W, 8-2	Lin, Y (2-0)	Adams, T (2-7)	--	48-41, 14-6	1st (+3.0)	6,538	2:24
90	7/23	WCH	L, 12-6	Mattson, I (1-1)	Ogando, G (1-1)	--	48-42, 14-7	1st (+2.0)	5,174	2:49
	7/24	OFF								
91	7/25	@ MID	L, 7-5	Feltman, D (5-1)	Otanez, M (2-2)	Juan, J (1)	48-43, 14-8	1st (+1.0)	2,455	2:47
92	7/26	@ MID	W, 9-1	Albright, L (6-4)	Beers, B (2-6)	--	49-43, 15-8	1st (+2.0)	2,655	2:40
93	7/27	@ MID	L, 4-1	Cushing, J (5-4)	Hill, J (5-5)	Tomioka, S (2)	49-44, 15-9	1st (+1.0)	3,293	2:18
94	7/28	@ MID	L, 10-9	De La Cruz, J (1-0)	Ogando, G (1-2)	Baum, T (1)	49-45, 15-10	T-1st (+1.0)	3,712	2:51
95	7/29	@ MID	W, 7-3	Mabrey, W (1-0)	Leal, D (3-5)	--	50-45, 16-10	T-1st (+2.0)	4,350	2:26
96	7/30	@ MID	W, 6-2	Patrick, C (4-7)	Holman, G (0-2)	--	51-45, 17-10	1st (+1.0)	2,041	2:25
	7/31	OFF								
97	8/1	CC	W, 7-5	Albright, L (7-4)	Gomez, C (1-3)	Mabrey, W (2)	52-45, 18-10	1st (+2.0)	4,536	2:35
98	8/2	CC	L, 13-11	Henley, B (2-4)	Backhus, K (4-4)	--	52-46, 18-11	1st (+1.0)	4,507	2:51
99	8/3	CC	W, 4-3	Rice, J (3-0)	Brown, T (3-2)	--	53-46, 19-11	1st (+2.0)	6,008	2:33
100	8/4	CC	L, 6-3	Robaina, J (8-4)	Lin, Y (2-1)	--	53-47, 19-12	1st (+1.0)	5,614	2:43
101	8/5	CC	W, 8-7	Backhus, K (5-4)	VanWey, L (1-1)	--	54-47, 20-12	1st (+2.0)	6,175	2:58
102	8/6	CC	L, 14-8	Macuare, A (1-1)	Albright, L (7-5)	--	54-48, 20-13	1st (+1.0)	5,875	3:08
	8/7	OFF								



SOD POODLES 2023 DAY-BY-DAY



GAME	DATE	OPPONENT	W/L	WINNING PITCHER	LOSING PITCHER	SAVE	RECORD	STANDING	ATTENDANCE	TOG
103	8/8	@ TUL	L, 7-4	Sublette, R (2-3)	Hill, J (5-6)	Gowdy, K (1)	54-49, 20-14	1st (+1.0)	3,508	2:40
104	8/9	@ TUL	W, 7-4	Mabrey, W (2-0)	Dodson, T (5-6)	Montes De Oca, C (3)	55-49, 21-14	1st (+1.0)	3,727	2:40
105	8/10	@ TUL	W, 7-4	Otanez, M (3-2)	Little, J (0-1)	Backhus, K (8)	56-49, 22-14	1st (+1.0)	3,762	2:57
106	8/11	@ TUL	L, 5-1	Williams, K (1-0)	Solomon, P (0-1)	--	56-50, 22-15	T-1st (+3.0)	6,247	2:27
107	8/12	@ TUL	W, 10-9	Rice, J (4-0)	Fisher, B (5-4)	Montes De Oca, C (4)	57-50, 23-15	1st (+1.0)	6,295	3:10
108	8/13	@ TUL	W, 9-3	Hill, J (6-6)	Ortiz-Mayr, O (1-4)	--	58-50, 24-15	1st (+2.0)	2,886	2:48
8/14	OFF									
109	8/15	ARK	W, 8-7	Montes De Oca, C (2-2)	Tyler, K (6-9)	Rice, J (3)	59-50, 25-15	1st (+3.0)	4,150	2:49
110	8/16	ARK	W, 17-6	Lin, Y (3-1)	Semple, S (2-5)	--	60-50, 26-15	1st (+3.0)	3,522	2:51
111	8/17	ARK	L, 8-6	Kober, C (4-1)	Montilla, E (0-1)	Kuhn, T (3)	60-51, 26-16	1st (+2.0)	4,373	2:59
112	8/18	ARK	W, 6-5	Grammes, C (4-2)	Benitez, J (2-3)	Montes De Oca, C (5)	61-51, 27-16	1st (+3.0)	5,804	2:35
113	8/19	ARK	L, 7-5	Kaminsky, R (1-1)	Stumpo, M (1-3)	Berroa, P (4)	61-52, 27-17	1st (+2.0)	6,852	2:54
114	8/20	ARK	W, 7-5	Rice, J (5-0)	Tyler, K (6-10)	Backhus, K (9)	62-52, 28-17	1st (+3.0)	4,457	2:34
8/21	OFF									
115	8/22	@ SA	L, 8-7 (10)	Bachar, J (4-0)	Stumpo, M (1-4)	--	62-53, 28-18	1st (+2.0)	3,695	3:11
116	8/23	@ SA	L, 4-2	Milacki, B (4-3)	Solomon (0-2)	Contreras, E (3)	62-54-28-19	1st (+1.0)	3,122	2:31
117	8/24	@ SA	W, 4-2	Albright, L (8-5)	Mazur, A (0-2)	Backhus, K (10)	63-54, 29-19	1st (+1.0)	3,507	2:28
118	8/25	@ SA	W, 1-0	Rashi, T (1-0)	Bachar, L (4-1)	Otanez, M (1)	64-54, 30-19	1st (+2.0)	3,152	2:11
119	8/26	@ SA	L, 6-5 (10)	Contreras, R (6-7)	Norris, L (0-1)	--	64-55, 30-20	1st (+2.0)	4,148	3:08
120	8/27	@ SA	L, 11-10	Milacki, B (5-3)	Lin, Y (3-2)	Lopez, Ju (4)	64-56, 30-21	1st (+2.0)	2,269	2:50
8/28	OFF									
121	8/29	MID	W, 7-6	Mabrey, W (3-0)	Coker, C (2-4)	--	65-56, 31-21	1st (+3.0)	4,110	2:34
122	8/30	MID	L, 7-3	Perkins, J (1-0)	Norris, L (0-2)	--	65-57, 31-22	1st (+2.0)	3,879	3:08
123	8/31	MID	L, 11-0	Basso, B (2-0)	Ray, D (0-1)	Emmanuel, S (1)	65-58, 31-23	1st (+1.0)	4,662	2:34
124	9/1	MID	W, 10-0	Hill, J (7-6)	Beers, B (3-9)	--	66-58, 32-23	1st (+2.0)	5,103	1:56
125	9/2	MID	W, 6-4	Rashi, T (2-0)	Weisenberger, J (0-1)	Montes De Oca, C (6)	67-58, 33-23	1st (+3.0)	6,282	2:19
126	9/3	MID	W, 17-7	Mabrey, W (4-0)	Cusick, R (4-7)	--	68-58, 34-23	1st (+4.0)	4,888	3:02
9/4	OFF									
127	9/5	@ ARK	W, 2-1	Diaz, Y (1-0)	Lindow, E (2-4)	Montes De Oca (7)	69-58, 35-23	1st (+5.0)	2,853	2:32
128	9/6	@ ARK	L, 15-3	Kaminsky, R (3-1)	Ray, D (0-2)	--	69-59, 35-24	1st (+4.0)	2,750	3:08
129	9/7	@ ARK	W, 1-0	Grammes, C (5-2)	Puckett, A (6-3)	Rashi, T (1)	70-59, 36-24	1st (+4.0)	3,467	2:51
130	9/8	@ ARK	W, 3-1	Lin, Y (4-2)	Semple, S (3-7)	Vizcaino, R (3)	71-59, 37-24	1st (+4.0)	5,975	2:28
131	9/9	@ ARK	W, 5-3	Sosa, L (1-0)	Castano, B (1-2)	Montes De Oca, C (8)	72-59, 38-24	1st (+5.0)	7,003	2:37
132	9/10	@ ARK	W, 6-5 (10)	Rashi, T (3-0)	Kuhn, T (5-3)	--	73-59, 39-24	1st (+5.0)	5,775	3:02
9/11	OFF									
133	9/12	FRI	W, 2-1	Ray, D (1-2)	Bremer, N (1-4)	Vizcaino, R (4)	74-59, 40-24	# 1st (+5.0)	4,650	2:21
134	9/13	FRI	L, 10-1	Polley, T (3-3)	Groen, G (0-1)	--	74-60, 40-24	1st (+4.0)	4,166	2:56
135	9/14	FRI	W, 2-1	Lin, Y (5-2)	Nordlin, S (2-7)	Montes De Oca, C (9)	75-60, 41-24	1st (+5.0)	5,071	2:12
136	9/15	FRI	W, 5-4	Vizcaino, R (1-1)	Brewer, M (2-3)	--	76-60, 42-24	1st (+6.0)	5,287	2:37
137	9/16	FRI	L, 4-3	Polley, T (4-3)	Montes De Oca, C (2-3)	--	76-61, 42-25	1st (+5.0)	7,162	2:30
138	9/17	FRI	W, 11-5	Otanez, M (4-2)	Krauth, N (5-11)	--	77-61, 43-25	1st (+5.0)	4,969	2:27
POSTSEASON										
139	9/19	SA	L, 12-11 (10)	Contreras, E (1-0)	Vizcaino, R (0-1)	--	77-62, 0-1	--	3,667	3:27
140	9/21	@ SA	W, 7-4	Diaz, Y (1-0)	Bergert, R (0-1)	Rice, J (1)	78-62, 1-1	--	3,668	2:52
141	9/22	@ SA	W, 6-3	Grammes, C (1-0)	Mazur, A (0-1)	Rashi, T (1)	79-62, 2-1	--	2,080	2:29
CHAMPIONSHIP SERIES										
142	9/24	@ ARK								
143	9/26	ARK								
144*	9/27	ARK								