

OMAHA STORM CHASERS GAME NOTES

@ TOLEDO MUD HENS

RHP Andrew Hoffmann (0-0, --- ERA) @ RHP Spencer Turnbull (0-1, 5.87 ERA)

Tuesday, August 15, 2023 | Game #110 | Home Road #53

5:35pm CT/ 6:35pm ET First Pitch | Fifth Third Field | Toledo, Ohio

Radio: stormchasers.milb.com | TV: Bally Live, MiLB.TV

12-25 / 50-59

18-21 / 51-62

Omaha Storm Chasers | 12356 Ballpark Way, Papillion, Nebraska 68046 | (402) 738-5100 | OmahaStormChasers.com | @OMASstormChasers

UPCOMING SCHEDULE & PROBABLE PITCHERS

UPCOMING GAMES

OPPONENT

TIME (CT)

PROBABLE PITCHERS

Wednesday, August 16
Thursday, August 17
Friday, August 18
Saturday, August 19





@ Toledo
@ Toledo
@ Toledo
@ Toledo

5:35 p.m.
5:35 p.m.
6:05 p.m.
6:05 p.m.

LHP Drew Parrish (4-4, 7.11 ERA) @ RHP Keider Montero (0-1, 9.00 ERA)
LHP Anthony Veneziano (4-2, 4.30 ERA) @ RHP Sawyer Gipson-Long (0-2, 5.85 ERA)
RHP Jonathan Bowlan (3-3, 4.71 ERA) @ LHP Bryan Sammons (0-3, 6.70 ERA)
RHP Jonathan Heasley (2-5, 7.51 ERA) @ LHP Joey Wentz (2-1, 3.80 ERA)

THE MATCHUP

(UNDERLINE = MILB LEADER) (BOLD = TRIPLE-A LEADER) (ITALICS = TRIPLE-A WORST)

			
.258 (15TH) < AVG	.254 (17TH)	5.53 (15TH) < ERA	5.67 (17TH)
575 (17TH) < R	571 (18TH)	1.58 (13TH) < WHIP	1.63 (19TH)
937 (19TH) H >	945 (18TH)	.264 (12TH) < AVG	.275 (18TH)
126 (14TH) HR >	133 (12TH)	958.0 (18TH) IP >	974.1 (6TH)
504 (15TH) BB >	520 (12TH)	977 (10TH) < H	1,055 (18TH)
923 (3RD) < K	985 (12TH)	643 (14TH) < R	665 (17TH)
178 (1ST) < SB	68 (18TH)	155 (15TH) HR >	140 (9TH)
353 (14TH) < OBP	.349 (17TH)	541 (14TH) BB >	533 (13TH)
431 (13TH) < SLG	.430 (14TH)	962 (12TH) K >	1,112 (1ST)
.784 (14TH) < OPS	.779 (15TH)	2 (13TH) < SHO	2 (13TH)

ALL-TIME vs. Mud Hens.....**36-33 (.522)**
Since 2021 in Omaha.....**20-16 (.556)**
Since 2021 in Toledo.....**3-9 (.250)**

2023 vs. Mud Hens.....**6-6 (.500)**
2023 in Omaha.....**6-6 (.500)**
2023 in Toledo.....

DATE	H/R	SCORE	WIN	LOSS	SAVE
4/4	H	L, 9-2	B. White	M. Castillo	-
4/5	H	L, 7-6	T. Holton	R. Weiss	M. Diaz
4/6	H	L, 8-5	J. Fry	J. Kowar	M. Del Pozo
4/7	H	W, 9-4	J. Heasley	R. Olson	-
4/8	H	W, 13-8	M. Martinez	M. Lorenzen	-
4/9	H	L, 8-2	T. Holton	M. Castillo	-
5/16	H	L, 9-2	H. Hembree	J. Heasley	-
5/17	H	W, 16-8	W. Pennington	Z. Logue	-
5/18	H	W, 9-0	A. Cox	B. Hanifee	-
5/19	H	W, 9-1	A. Nunez	A. Bergner	-
5/20	H	L, 4-1	R. Olson	J. McArthur	M. Diaz
5/21	H	W, 8-4	N. Wittgren	S. Elledge	-
8/15	R				
8/16	R				
8/17	R				
8/18	R				
8/19	R				
8/20	R				

STORM CHASERS ON THE RISE

7 Omaha players that appear on a Top-30 Royals prospects ranking

PLAYER (POSITION)	MILB PIPELINE	BASEBALL AMERICA
Nick Loftin (INF)	Royals No. 5	Royals No. 5
Tyler Gentry (OF)	Royals No. 9	Royals No. 9
Anthony Veneziano (LHP)	Royals No. 18	Royals No. 4
Will Klein (RHP)	Royals No. 28	Royals No. 22
Devin Mann (INF)	Royals No. 30	Royals No. 21
Jonathan Bowlan (RHP)	-	Royals No. 18
Christian Chamberlain (LHP)	-	Royals No. 30



STORM CHASERS PRESS BOX

Game Notes compiled by Nicholas Badders

Credential Requests: nicholasb@omahastormchasers.com

Omaha Storm Chasers gameday information, as well as the 2023 Storm Chasers Media Guide can be found at milb.com/omaha/ballpark/media.

SATURDAY'S GAME (SUNDAY PPD)

	1	2	3	4	5	6	7	8	9	R	H	E	LO
 Iowa	2	1	1	0	3	0	0	0	0	7	9	0	8
 Omaha	1	0	3	0	0	0	0	0	0	4	7	1	5

WIN: Samuel Reyes (1-0) | LOSS: Brett de Geus (0-1) | SAVE: Luke Little (1)

PAPILLION, NEB. – The Omaha Storm Chasers collected three homers in the first three innings but could not get back into the win column, falling to the Iowa Cubs 7-4, the team's 11th straight loss.
While the Cubs struck Omaha starter **Joe Barlow** for a pair of runs in the top of the 1st inning, **Clay Dugan** countered in the bottom of the first inning with a leadoff home run, his second long ball of the season.
Iowa scored single runs in the second and third innings, off Barlow and reliever **Brett de Geus**, but Omaha tied the game in the bottom of the 3rd inning with two more home runs ... after **Angelo Castellano** doubled, **Nick Loftin** connected on a two-run homer, then two batters later **Tyler Gentry** homered to the same spot, a solo homer and his team-leading 13th long ball of the year to tie the score at 4-4.
The Chasers and Cubs remained tied into the 5th inning, when Iowa struck for three runs on three consecutive hits against de Geus to take a 7-4 lead that held to be final.
Omaha put a pair of runners on in the 6th inning and brought the tying run to the plate, but Iowa left fielder **Darius Hill** made a diving catch on a sinking line drive off the bat, robbing **Adeiny Hechavarria** of what could have been a two-run hit, to instead end the 6th inning.
Tucker Bradley bunted for a hit in the ninth inning, his fourth time on base in as many plate appearances, but the Storm Chasers couldn't inch any closer, dropping their 11th straight game.
Behind de Geus, right-hander **Jackson Kowar** pitched 2.2 scoreless innings, then **Walter Pennington** worked a scoreless eighth inning that ended in a bizarre double play ... **Steven Cruz** fired a 1-2-3 ninth to complete a stretch of 4.0 scoreless innings from the trio of relievers.

NOTES AND NUGGETS

THAT'S WHAT SPEED DO

The Chasers have 178 steals in 109 games (average 1.63 SB/game) and have been caught 40 times for a success rate of 81.65%.
Omaha's 178 steals are the most of any Triple-A team and tied 11th in all of Minor League Baseball ... the Clearwater Threshers (Philadelphia Single-A) lead the minors (225) ... **Omaha is 15 steals away from breaking the franchise's single-season record of 192, set in 1986 and need to average 0.40 steals/game the last 37 games of the year.**
The Chasers have stolen at least one base in 70 of 109 games (64%), with multiple steals in 50 games and 11 occasions of 5+ steals.
With team stolen base leaders **Dairon Blanco** (47) and **Samad Taylor** (38) both called up to Kansas City in mid-June, the Chasers have 43 steals in 46 games since Taylor was first recalled on June 16, which ranks tied 10th in the league in that time ... the Chasers have stolen a base in 24 of 46 games since June 16 (52%), including a 5-steal game 7/5 @ GWN and 4 steals on 7/21 vs. STP, both games 53 Taylor was briefly with the club.

AUGUST ANGST

Omaha enters tonight's game trying to snap a 11-game losing streak after being swept in Louisville to open the month of August and dropping all five last week to Iowa.
The sweep in Louisville was Omaha's first time being swept this season and the first time ever being swept in a six-game series since they were implemented in 2021.
Omaha is still looking for its first win in the month of August ... the team's .191 average this month (67-for-351) ranks as the 117th among the 120 full-season Minor League teams and 196th of 202 MiLB teams ... the Chasers' 8.01 ERA (84 ER in 94.1 IP) is the 2nd-worst among full-season MiLB teams this month and 198th of 202.
Prior to this stretch, the team's last double-digit losing streak came in 2006, from August 6 to August 16.
An 11-game losing streak is not just the longest in the Storm Chasers era, but the longest by the Triple-A Omaha franchise at least in the 21st century ... the all-time franchise record losing streak is 13 games, set back in 1974 ... the longest losing streak in MiLB in 2023 was the DSL Nationals, 14 games from June 5 to June 23.

TYLER, THE CREATOR OF RUNS

Since the start of the second half, right fielder **Tyler Gentry** has been Omaha's best hitter and leads the team in nearly every offensive category.
From June 28 to today, Gentry leads qualified Storm Chasers hitters with his .286/.412/.545 slashline and .957 OPS ... Gentry is 1st in hits (32), total bases (61), runs batted in (17) and walks (23), tied 1st in 2nd-half in homers (7).
Overall in 2023, Gentry is the Omaha team leader in home runs (13) and runs batted in (58), along with hits (91), doubles (22), extra-base hits (37), total bases (156) and walks (58) this season.
Gentry is tied 2nd in the Royals organization in extra-base hits, 3rd in doubles and walks, 4th in total bases, tied 4th in home runs and tied 3rd in extra-base hits, ranks 4th in total bases and is tied 4th in homers and runs batted in.

HELLO, MY NAME IS

To date, 68 different players have appeared in a game for the Storm Chasers in 2023, with two more debuting with the club this week.
OF **Bubba Thompson** was claimed off waivers Sunday by the Royals and optioned to Omaha, his first game with the Chasers will be his organization debut.
OF **Edward Olivares** was optioned to Triple-A Omaha following Kansas City's game on Saturday ... he hasn't played with the Chasers yet in 2023, but has appeared in 87 games with the club over the last two seasons and has a career .302/.384/.521 slashline in Triple-A with 16 home runs and 47 runs batted in.

AT A GLANCE

RECENT (L11)

Last 5 Games0-5
Last 10 Games.....0-10
Last 20 Games.....6-14

SPLIT SEASON

1st Half38-34
2nd Half12-25

HOME/AWAY

Home Games.....24-33
Away Games.....26-26

TIME OF DAY

Night Games.....33-46
Day Games17-13

MONTH

March.....1-0
April.....9-15
May.....12-14
June.....17-7
July.....11-12
August.....0-11
September.....

OPPONENT

vs. Columbus.....10-2
vs. Gwinnett.....2-9
vs. Indianapolis.....9-2
vs. Iowa.....4-11
vs. Louisville.....2-10
vs. Memphis.....2-4
vs. Nashville.....2-4
vs. Rochester.....4-2
vs. Scranton/WB.....3-3
vs. St. Paul.....6-6
vs. Toledo.....6-6

DAY OF THE WEEK

on Monday.....0-1
on Tuesday.....5-12
on Wednesday.....6-12
on Thursday.....8-10
on Friday.....14-6
on Saturday.....7-10
on Sunday.....10-6

LAST WEEK'S SERIES

Record.....0-5
Batting Average.....(.199)
Runs/Per Game14/2.5
Home Runs9
ERA.....9.80 (49 ER / 45.0 IP)
Strikeouts (K/9)51 (10.2)
Saves/Opportunities0/0

QUICK FACTS

Founded.....	2011 (1969-2010: Omaha Royals)
Colors.....	Royal Blue, Twister Gold, Blackout Black
League.....	International League (Since 2021)
Ownership.....	Alliance Baseball Omaha LLC
General Manager.....	Laurie Schlender (4th Year)
Home Ballpark (Capacity).....	Werner Park (9,023, 6,254 fixed seats)
Dimensions.....	LF- 310 CF- 402 RF- 315

ACTIVE ROSTER BREAKDOWN

Age 22.....0	Native of Dominican Republic.....1
Age 23.....2	Native of United States.....24
Age 24.....4	Native of Venezuela.....3
Age 25.....6	Acquired by Royals via Free Agency.....5
Age 26.....7	(International).....1 (Minor League) ...2 (Undrafted).....2
Age 27.....6	Acquired by Royals via Trade.....6
Age 28.....2	Acquired by Royals via Waivers.....2
Age 29.....1	Acquired by Royals via First Year Player Draft.....15
Age 30.....0	(High School).....0 (Rounds 1-5).....7 (2017 Draft).....2
Age 31.....0	(2nd Year/College).....1 (Rounds 6-10).....4 (2018 Draft).....4
Average Age25 Years 274 Days	(3rd Year/College).....12 (Rounds 11-20).....2 (2019 Draft).....5
Median Age.....26	(4th+ Year/College).....2 (Rounds 21-40).....2 (2020 Draft).....4

PRO-NUN-SEE-AY-SHUNS

PLAYERS

2 RYAN GOINS.....	(GO-ins)
4 EDWARD OLIVARES.....	(oh-lee-VAHR-es)
6 CLAY DUNGAN.....	(duhn-ginn)
17 ANGELO CASTELLANO.....	(kass-tay-AH-noh)
31 JONATHAN BOWLAN.....	(boh-lin)
36 BRETT DE GEUS.....	(duh GUS)
37 JACKSON KOWAR.....	(coh-wahr)
55 JONAH DIPOTO.....	(dih-POH-to)
56 ANTHONY VENEZIANO.....	(va-nee-ee-ah-no)
60 JOSÉ BRICEÑO.....	(bree-SEN-yo)

COACHES

23 MIKE JIRSCHKE.....	(jursh-LEE)
33 DAVID NOWORYTA.....	(Nova-REE-tah)
52 BIJAN RADEMACHER.....	(bee-ZHON RAH-de-moch-err)

UNIFORM RECORDS

STANDARD UNIFORMS

Blue Vortex (7-15) Home: 7-15 Road: 0-0	Blue O-Bolt (31-28) Home: 5-2 Road: 26-26	Powder SC (7-6) Home: 7-6 Road: 0-0	Powder O (3-1) Home: 3-1 Road: 0-0
Home White (6-13) Home: 6-13 Road: 0-0	Road Grey (12-11) Home: 0-0 Road: 12-11	Blue O-Bolt (19-17) Home: 5-2 Road: 14-15	Powder Blue (7-6) Home: 7-6 Road: 0-0
Black O-Bolt (3-1) Home: 3-1 Road: 0-0	Community Home: 0-4 Road: 0-0	Star Wars Home: 1-0 Road: 0-0	

SPECIALTY/THEME NIGHTS (3-7)

Patriotic (0-2) Home: 0-1 Road: 0-1	Runzas Home: 0-1 Road: 0-0	Cattlemen Home: 0-1 Road: 0-0	Rockets Home: 1-0 Road: 0-0	Marvel Home: 1-0 Road: 0-0	Throwback Home: 0-0 Road: 0-0
Patriotic Home: 0-2 Road: 0-0	Runzas Home: 0-1 Road: 0-0	Cattlemen Home: 0-1 Road: 0-0	Rockets Home: 1-0 Road: 0-0	Marvel Home: 1-0 Road: 0-0	Throwback Home: 0-0 Road: 0-0
Corn Home: 0-1 Road: 0-0					

RECENT TRANSACTIONS

2023 BREAKING ROSTER (10 players still active underlined>

Pitchers (15): RHP Max Castillo, LHP Austin Cox, RHP Jonathan Heasley, RHP Jackson Kowar, RHP Brooks Kriske, LHP Marcelo Martinez, RHP Mike Mayers, RHP Andrés Núñez, LHP Drew Parrish, LHP Evan Sisk, RHP Collin Snider, RHP Josh Staumont, LHP Josh Taylor, RHP Ryan Weiss, RHP Nick Wittgren

Catchers (3): Freddy Fermin, Logan Porter, Jakson Reetz

Infielders (6): CJ Alexander, Angelo Castellano, Maikel Garcia, Nick Loftin, Nick Pratto, Samad Taylor

Outfielders (3): Dairon Blanco, Tucker Bradley, Tyler Gentry


68 DIFFERENT PLAYERS HAVE APPEARED IN A GAME FOR OMAHA IN 2023 (30 HITTERS, 38 PITCHERS)

108. 7/5	RHP <u>Dylan Coleman</u> recalled by KANSAS CITY from Omaha	132. 8/1	INF <u>Matt Beatty</u> returned to KANSAS CITY from rehab assignment
109. 7/9	INF <u>Samad Taylor</u> recalled by KANSAS CITY from Omaha	133.	LHP <u>Angel Zerpa</u> recalled by KANSAS CITY from Omaha
110.	LHP <u>Ryan Yarbrough</u> returned to KANSAS CITY from rehab assignment	134.	RHP <u>James McArthur</u> recalled by KANSAS CITY from Omaha
111. 7/12	RHP <u>Mike Mayers</u> traded to Chicago White Sox	135.	RHP <u>Jackson Kowar</u> recalled by KANSAS CITY from Omaha
112.	RHP <u>Steven Cruz</u> transferred to Omaha from NW Arkansas (AA)	136.	INF <u>Jermaine Palacios</u> released
113.	INF <u>Paxton Wallace</u> transferred to Quad Cities (A+) from Omaha	137.	LHP <u>Drew Parrish</u> transferred to Omaha from NW Arkansas (AA)
114. 7/14	INF <u>Nick Loftin</u> activated from the 7-Day Injured List	138. 8/2	LHP <u>Cole Ragans</u> recalled by KANSAS CITY from Omaha
115.	INF <u>CJ Alexander</u> activated from the 7-Day Injured List	139.	RHP <u>James McArthur</u> optioned to Omaha
116.	LHP <u>Angel Zerpa</u> returned from rehab assignment and optioned to Omaha	140.	RHP <u>Jackson Kowar</u> optioned to Omaha
117. 7/15	LHP <u>Cole Ragans</u> recalled by KANSAS CITY from Omaha	141.	INF <u>Devin Mann</u> acquired in a trade with LOS ANGELES (NL) and assigned to Omaha
118. 7/16	LHP <u>Cole Ragans</u> optioned to Omaha	142. 8/4	RHP <u>James McArthur</u> recalled by KANSAS CITY from Omaha
119.	RHP <u>Max Castillo</u> recalled by KANSAS CITY from Omaha	143.	RHP <u>Joe Barlow</u> claimed off waivers from TEXAS and optioned to Omaha
120.	LHP <u>Emilio Marquez</u> transferred to Omaha from Quad Cities (A+)	144. 8/8	LHP <u>Taylor Hearn</u> recalled by KANSAS CITY from Omaha
121.	RHP <u>Brooks Kriske</u> placed on the temporarily inactive list.	145. 8/10	OF <u>Nelson Velázquez</u> recalled by KANSAS CITY from Omaha
122.	RHP <u>Collin Snider</u> optioned to Omaha	146.	RHP <u>Brett de Geus</u> transferred to Omaha from NW Arkansas (AA)
123. 7/18	LHP <u>Emilio Marquez</u> transferred to Quad Cities (A+) from Omaha	147. 8/12	RHP <u>Max Castillo</u> recalled by KANSAS CITY from Omaha
124.	INF <u>Samad Taylor</u> optioned to Omaha	148.	RHP <u>Jonathan Heasley</u> recalled by KANSAS CITY from Omaha
125. 7/19	INF <u>Matt Beatty</u> sent on a rehab assignment to Omaha	149.	RHP <u>Andrew Hoffmann</u> transferred to Omaha from NW Arkansas (AA)
126.	LHP <u>Austin Cox</u> recalled by KANSAS CITY from Omaha	150. 8/13	OF <u>Edward Olivares</u> optioned to Omaha
127. 7/20	RHP <u>Max Castillo</u> optioned to Omaha	151.	OF <u>Bubba Thompson</u> claimed off waivers from TEXAS and optioned to Omaha
128. 7/27	RHP <u>Brad Keller</u> returned to KANSAS CITY from rehab assignment	152.	INF <u>Adeiny Hechavarria</u> released
129. 7/28	INF <u>Samad Taylor</u> recalled by KANSAS CITY from Omaha	153.	OF <u>Brewer Hicklen</u> placed on the development list
131. 7/30	LHP <u>Taylor Hearn</u> acquired in a trade with TEXAS and optioned to Omaha	154. 8/15	OF <u>Tucker Bradley</u> transferred to NW Arkansas (AA) from Omaha
131. 7/31	OF <u>Nelson Velázquez</u> acquired in a trade with CHICAGO (NL) and optioned to Omaha	155.	OF <u>Brewer Hicklen</u> reinstated from the development list



MANAGER: MIKE JIRSCHLE • #23

- Mike Jirschele returns for his 15th season as Omaha's manager, his 18th season managing in Minor League Baseball and 32nd season overall with the Royals organization, named to the position of Storm Chasers manager on January 13, 2023, after previously managing Triple-A Omaha from 1995-97 and 2003-13.
- Jirschele served on the Kansas City Royals coaching staff as the Third Base Coach from 2014-19 and won the World Series in 2015. Jirschele most recently served as the bench coach under manager Chris Widger during the 2022 season with the Double-A Northwest Arkansas Naturals. He spent the 2021 season as Widger's bench coach for the High-A Central champion Quad Cities River Bandits and served as Special Assistant to the General Manager in 2020.
- In his second stint as Omaha's manager, over 11 years from 2003 to 2013, he led the team to four division titles, three consecutive trips to the Pacific Coast League Championship Series (2011-2013), two PCL titles (2011, 2013) and the team's first of two Triple-A National Championships in 2013.
- He earned the 2011 Mike Coolbaugh Award for *outstanding baseball work ethic, knowledge of the game and skill in mentoring young players on the field* and he is a four-time recipient of the Dick Howser Award (1992, 1994, 2005, 2011), recognizing outstanding work in player development within the Royals organization.
- Prior to his time with Omaha and Kansas City, he served as the Royals Minor League Infield Coordinator for four years, from 1998-2002, and he held managerial positions with Wilmington (1994), Rockford (1993) and the Gulf Coast Royals (1992).
- He appeared 999 games in the Minor Leagues across 13 years, between 1977 and 1990, including 22 games with the Omaha Royals between 1988 and 1989.



PITCHING COACH: DANE JOHNSON • #59

- Dane Johnson enters his fourth year in the Royals organization and as the Storm Chasers pitching coach, after joining Kansas City ahead of the 2020 season. 2023 marks his 24th season coaching overall.
- He previously spent one season in the Miami Marlins organization (2019) as a Pitching Consultant and 19 seasons with the Toronto Blue Jays as a Minor League Pitching Coach from 2000-03, Pitching Coordinator from 2004-14 and Major League Bullpen Coach from 2015-18.
- Prior to entering coaching, spent 15 years as a player, including over 280 games in the Minor Leagues and parts of three seasons in the Majors with the Chicago White Sox (1994), Blue Jays (1996) and Oakland Athletics (1997), also playing two seasons (1990-1991) in the Chinese Professional Baseball League.
- Johnson and his wife, Gina, reside in Palm Harbor, Florida. They have two children: a daughter, Madison (31), and son, Cobi (27).



HITTING COACH: BIJAN RADEMACHER • #52

- Bijan Rademacher (*bi-ZHON RAH-de-moch-err*) joins the Royals as the Omaha Storm Chasers Hitting Coach this year after spending the last two years with the Arizona Diamondbacks as their Minor League Hitting Coordinator (2021) and ACL Hitting Coach (2022).
- Prior to coaching, he spent eight years playing professionally (2012-2019), spanning seven seasons in the Chicago Cubs organization (2012-18) and slashed .280/.361/.402 over 702 career MiLB games, reaching as high as Triple-A. He also played one season in independent baseball (2019) with the New Britain Bees in the Atlantic League, in addition to an offseason in the Mexican Pacific Winter League.
- Over 243 career Triple-A games with the Iowa Cubs, he played 11 games at Werner Park and was a .378 hitter (14-for-37) with one homer and 5 runs batted in while playing in Omaha.
- Rademacher lives in Tempe, Arizona with his wife Melissa.



BENCH COACH: DAVID NOWORYTA • #33 (3RD BASE COACH)

- David Noworyta (*Nova-REE-tah*) enters his second year in the Royals organization and first as Omaha's Bench Coach, after making his coaching debut in 2022 as the Assistant Hitting Coach for the River Bandits Kansas City's High-A affiliate.
- Prior to coaching, he spent four years playing professionally (2018-21), including three minor league seasons in the Detroit Tigers organization (2018-20), and one with the Independent Pioneer League's Billings Mustangs in 2021. Before signing with Detroit in 2018, Noworyta graduated from the University of Hawaii with a bachelor's degree in communications and journalism, and played in parts of three seasons for their baseball team.
- Noworyta attended Holy Cross Academy (N.J.), where he played baseball and basketball, and was selected by the Royals in the 37th round of the 2014 MLB Draft. He resides in Hainesport, N.J. in the offseason.



CERTIFIED ATHLETIC TRAINER: JAMES STONE

- James Stone is entering his fifth season as the Certified Athletic Trainer for the Storm Chasers after serving the previous seven seasons with the Wilmington Blue Rocks (Royals High-A), including the 2015 season, in which he was named Carolina League Athletic Trainer of the Year.
- He joined the Kansas City organization in 2010 as the athletic trainer for the Class-A Burlington Bees. He came to the Royals after spending one season with the Central Valley Coyotes (Fresno, California) in Arena Football 2.
- Stone worked three seasons in the Florida Marlins organization, with stops in Jupiter (2008), Greensboro (2007) and Jamestown (2006), winning New York-Penn League Trainer of the Year honors in 2006.
- He was the Strength and Conditioning Coach for the Baltimore Orioles Class-A affiliate, the Delmarva Shorebirds, in 2005.
- Stone graduated with a bachelor's of science in kinesiology from Cal State-Northridge. He resides in Simi Valley, California with his dog, Ozzie.



STRENGTH & CONDITIONING COACH: YANNICK PLANTE

- Yannick Plante is entering his third season as the Strength & Conditioning Coach for the Storm Chasers, after being slated to serve in that role with Northwest Arkansas in 2020.
- He began with the Kansas City Organization in 2019 as the athletic trainer for the Burlington Royals (Advanced Rookie, Appalachian League). He was then a staff member of the Surprise Saguaros of the Arizona Fall League in the fall of 2019.
- Plante has a master's degree in kinesiology from the University of Calgary and a bachelor's degree in human kinetics with specialization in biophysics from the University of Ottawa. He currently lives in Ottawa, Ontario.



TONY MEDINA
MINOR LEAGUE/LATIN AMERICA
MEDICAL COORDINATOR



BEN NICHOLAS
PLAYER DEVELOPMENT TRAINEE



JEREMY OWENS
PLAYER DEVELOPMENT TRAINEE

Andrew Hoffmann - Pitching - Stat Splits - 2023 - Regular Season (Double-A Only)

Split	Team	W	L	ERA	G	GS	CG	SHO	SV	IP	H	R	ER	HR	HB	BB	IBB	SO	WHIP	AVG	AB	WP	BK	GIDP	TBF	NP-S
Home Games	NWA	2	3	3.89	9	8	0	0	0	39.1	40	17	17	4	1	20	0	37	1.53	.263	152	0	1	2	173	720 - 424
Away Games	NWA	2	3	6.94	11	11	0	0	0	48.0	55	38	37	8	4	23	0	50	1.63	.294	187	2	0	2	217	862 - 546
Day Games	NWA	1	2	6.82	8	7	0	0	0	34.1	39	27	26	6	2	17	0	31	1.63	.289	135	2	0	2	155	619 - 374
Night Games	NWA	3	4	4.75	12	12	0	0	0	53.0	56	28	28	6	3	26	0	56	1.55	.275	204	0	1	2	235	963 - 596
On Grass	NWA	4	6	5.56	20	19	0	0	0	87.1	95	55	54	12	5	43	0	87	1.58	.280	339	2	1	4	390	1582 - 970
April	NWA	2	2	4.67	4	4	0	0	0	17.1	19	9	9	4	1	5	0	19	1.38	.284	67	0	0	1	74	308 - 200
May	NWA	0	1	4.62	5	5	0	0	0	25.1	27	13	13	0	2	11	0	23	1.50	.281	96	0	0	0	110	423 - 266
June	NWA	0	2	9.95	5	4	0	0	0	19.0	28	21	21	6	2	11	0	19	2.05	.341	82	0	1	2	95	372 - 223
July	NWA	1	1	5.03	5	5	0	0	0	19.2	18	12	11	2	0	15	0	20	1.68	.247	73	2	0	1	89	379 - 220
August	NWA	1	0	0.00	1	1	0	0	0	6.0	3	0	0	0	0	1	0	6	0.67	.143	21	0	0	0	22	100 - 61
On Tuesdays	NWA	0	0	8.25	3	3	0	0	0	12.0	17	11	11	3	0	7	0	12	2.00	.333	51	1	1	0	58	209 - 137
On Wednesdays	NWA	1	1	4.85	3	3	0	0	0	13.0	14	7	7	1	1	9	0	14	1.77	.280	50	0	0	1	60	259 - 154
On Thursdays	NWA	0	1	5.79	2	2	0	0	0	9.1	12	6	6	2	1	3	0	9	1.61	.316	38	0	0	1	43	153 - 101
On Fridays	NWA	1	0	2.70	2	2	0	0	0	10.0	10	3	3	0	0	2	0	13	1.20	.263	38	0	0	0	41	168 - 116
On Saturdays	NWA	2	2	3.00	5	5	0	0	0	24.0	17	8	8	3	1	10	0	24	1.13	.200	85	0	0	2	96	426 - 250
On Sundays	NWA	0	2	9.00	5	4	0	0	0	19.0	25	20	19	3	2	12	0	15	1.95	.325	77	1	0	0	92	367 - 212
In games following a win	NWA	2	3	4.20	10	9	0	0	0	49.1	48	24	23	4	2	21	0	46	1.40	.253	190	2	0	1	214	837 - 512
In games following a loss	NWA	2	3	7.34	10	10	0	0	0	38.0	47	31	31	8	3	22	0	41	1.82	.315	149	0	1	3	176	745 - 458
Starter	NWA	4	5	5.29	19	19	0	0	0	83.1	87	50	49	11	5	41	0	85	1.54	.273	319	2	1	4	368	1505 - 926
Reliever	NWA	0	1	11.25	1	0	0	0	0	4.0	8	5	5	1	0	2	0	2	2.50	.400	20	0	0	0	22	77 - 44

Andrew Hoffmann - Opposing Hitting - Stat Splits - 2023 - Regular Season (Double-A Only)

Split	Team	AVG	G	AB	R	H	2B	3B	HR	RBI	BB	IBB	SO	SB	CS	OBP	SLG	OPS	HBP	SAC	SF	GIDP
vs Left	NWA	.272	20	169		46	9	1	5	20	25	0	39			.374	.426	.800	3	1	1	1
vs Right	NWA	.288	20	170		49	7	2	7	27	18	0	48			.361	.476	.837	2	0	1	3
Team is ahead	NWA	.325	12	117		38	6	0	7	24	13	0	27			.394	.556	.950	1	0	1	3
Team is behind	NWA	.270	11	63		17	3	0	3	9	7	0	18			.352	.460	.812	1	0	0	1
Score is tied	NWA	.252	19	159		40	7	3	2	14	23	0	42			.355	.371	.726	3	1	1	0
Batting First	NWA	.364	20	44		16	2	2	0	2	8	0	9			.472	.500	.972	1	0	0	0
Batting Second	NWA	.163	20	43		7	2	0	0	2	6	0	13			.294	.209	.503	2	0	0	1
Batting Third	NWA	.238	20	42		10	1	0	2	10	6	0	14			.333	.405	.738	0	0	0	1
Batting Fourth	NWA	.359	20	39		14	4	0	3	8	4	0	10			.422	.692	1.114	1	0	1	1
Batting Fifth	NWA	.289	20	38		11	1	0	1	5	1	0	12			.317	.395	.712	1	0	1	0
Batting Sixth	NWA	.306	20	36		11	2	0	3	8	3	0	9			.359	.611	.970	0	0	0	0
Batting Seventh	NWA	.206	20	34		7	2	0	0	1	4	0	8			.289	.265	.554	0	0	0	1
Batting Eighth	NWA	.242	20	33		8	2	1	0	4	5	0	7			.342	.364	.706	0	0	0	0
Batting Ninth	NWA	.367	20	30		11	0	0	3	7	6	0	5			.472	.667	1.139	0	1	0	0
Leading Off	NWA	.302	20	86		26	6	1	1	1	8	0	20			.362	.430	.792	0	0	0	0
First Inning	NWA	.246	19	69	9	17	5	0	3	9	10	0	20	8	3	.349	.449	.798	2	0	2	0
Second Inning	NWA	.338	19	77	14	26	1	2	3	12	12	0	19	3	2	.427	.519	.946	0	0	0	1
Third Inning	NWA	.277	17	65	13	18	3	0	3	13	7	0	20	4	1	.356	.462	.818	1	0	0	2
Fourth Inning	NWA	.183	18	60	3	11	2	0	1	2	8	0	13	2	1	.290	.267	.557	1	0	0	0
Fifth Inning	NWA	.262	13	42	7	11	3	0	1	5	5	0	10	3	0	.340	.405	.745	0	1	0	0
Sixth Inning	NWA	.450	7	20	7	9	1	1	1	4	1	0	5	0	0	.500	.750	1.250	1	0	0	1
Seventh Inning	NWA	.500	1	6	2	3	1	0	0	2	0	0	0	0	0	.500	.667	1.167	0	0	0	0
Bases Empty	NWA	.268	20	209		56	11	2	3	3	21	0	58			.338	.383	.721	1	0	0	0
Runner at 1st	NWA	.296	20	54		16	2	0	5	12	7	0	16			.387	.611	.998	1	0	0	3
Runner at 2nd	NWA	.364	15	22		8	1	0	2	9	8	0	2			.548	.682	1.230	1	0	0	0
Runner at 3rd	NWA	.375	9	8		3	1	0	1	4	2	0	2			.545	.875	1.420	1	0	0	0
Runners at 1st & 2nd	NWA	.208	17	24		5	1	1	0	4	2	0	4			.296	.333	.629	1	1	0	1
Runners at 1st & 3rd	NWA	.429	6	7		3	0	0	1	6	0	0	1			.375	.857	1.232	0	0	1	0
Runners at 2nd & 3rd	NWA	.143	9	7		1	0	0	0	3	3	0	2			.364	.143	.507	0	0	1	0
Bases Loaded	NWA	.375	6	8		3	0	0	0	6	0	0	2			.375	.375	.750	0	0	0	0
Runners On	NWA	.300	20	130		39	5	1	9	44	22	0	29			.411	.562	.973	4	1	2	4
Scoring Position	NWA	.303	19	76		23	3	1	4	32	15	0	13			.427	.526	.953	3	1	2	1
No Outs	NWA	.292	20	120		35	7	1	3	11	15	0	29			.380	.442	.822	2	1	0	3
One Out	NWA	.255	20	106		27	5	1	5	18	9	0	30			.314	.462	.776	1	0	2	1
Two Outs	NWA	.292	20	113		33	4	1	4	18	19	0	28			.403	.451	.854	2	0	0	0
Late / Close	NWA	.600	1	5		3	1	0	0	2	0	0	0			.600	.800	1.400	0	0	0	0
Ahead in Count	NWA	.218	20	110		24	4	1	1	8	0	0	45			.232	.300	.532	2	0	0	0
Behind in Count	NWA	.280	20	100		28	7	1	2	12	43	0	18			.497	.430	.927	0	0	0	1
0-0 Count	NWA	.381	20	42		16	1	1	2	7	0	0	0			.386	.595	.981	1	1	1	0
0-1 Count	NWA	.370	20	27		10	1	0	1	2	0	0	0			.393	.519	.912	1	0	0	0
0-2 Count	NWA	.323	19	31		10	2	0	0	5	0	0	12			.323	.387	.710	0	0	0	0
1-0 Count	NWA	.238	20	21		5	1	0	1	4	0	0	0			.238	.429	.667	0	0	0	0
1-1 Count	NWA	.414	20	29		12	2	0	4	12	0	0	0			.433	.897	1.330	1	0	0	2
1-2 Count	NWA	.077	20	52		4	1	1	0	1	0	0	33			.094	.135	.229	1	0	0	0
2-0 Count	NWA	.444	19	9		4	0	0	0	0	0	0	0			.444	.444	.888	0	0	0	0
2-1 Count	NWA	.412	20	17		7	2	0	1	4	0	0	0			.412	.706	1.118	0	0	0	1
2-2 Count	NWA	.259	20	58		15	2	0	3	8	0	0	24			.267	.448	.715	1	0	1	1
3-0 Count	NWA	.000	11	1		0	0	0	0	0	4	0	0			.800	.000	.800	0	0	0	0
3-1 Count	NWA	.333	18	15		5	1	1	0	3	19	0	0			.706	.533	1.239	0	0	0	0
3-2 Count	NWA	.189	20	37		7	3	0	0	1	20	0	18			.474	.270	.744	0	0	0	0
Pitcher	NWA	.280	20	339		95	16	3	12	47	43	0	87			.368	.451	.819	5	1	2	4



#57 ANDREW HOFFMANN

RIGHT-HANDED PITCHER

BORN: February 2, 2000 in Joliet, Illinois (Age 23)
HOMETOWN: Hackettstown, New Jersey
RESIDES: Hackettstown, New Jersey
HEIGHT/WEIGHT: 6'5" / 205 LBS
DRAFTED: Round 12 - 2021 (Atlanta Braves)
ACQUIRED: 7/11/22 - traded by Atlanta with OF Drew Waters and 3B CJ Alexander to Kansas City for 2022 CBA Pick # 35.
COLLEGE: Oakland University (Rochester, Michigan)
COLLEGE: John A. Logan College (Carterville, Illinois)
COLLEGE: University of Illinois (Champaign, Illinois)
HIGH SCHOOL: Plainfield East High School (Plainfield, Illinois)
SEASON WITH STORM CHASERS: 1st Season

SCOUTING REPORT (4SFB, SL, CH)

4-SEAM FASTBALL: Sits 92-94 mph, can touch the mid-to-high 90's
SLIDER: Sits 82-84 mph, his primary breaking pitch with tight spin, can locate it well.
CHANGEUP: Sits mid-to-low-80s with good fade, a split-grip pitch that he shows decent feel for

TODAY'S START

- Hoffmann is making his Triple-A debut today, his **1st** start of the season with Omaha and his **21st** appearance overall in 2023 between Omaha and NW Arkansas, after being promoted from Double-A to Triple-A on Saturday, August 12 ... was supposed to start Sunday vs. Iowa in Omaha, but game was rained out.
- At the time of his promotion to Triple-A, was the Nationals' leader in starts (19), strikeouts (87) and innings pitched (87.1) ... ranks 5th in the Royals organization in innings and tied 9th in strikeouts.

LAST OUTING: SATURDAY, AUGUST 5 @ SPRINGFIELD

In his last outing with NW Arkansas, threw his 3rd quality start of the season, holding the Springfield Cardinals scoreless over 6.0 innings with just three strikeouts and a walk, while striking out six and tying a career-high with 100 pitches ... retired his final 8 of the game and 15 of his last 16.

2023 HIGHLIGHTS

- Entering the season, was rated by *Baseball America* as the No. 15 prospect in the Royals system, but fell out of the rankings in their midseason update ...
- Opened the season again with NW Arkansas (AA) and made 19 starts for the Nationals with 1 relief appearance before getting promoted to Triple-A on August 12.
- Threw 3 quality starts in Double-A: 5/9 @ ARK (6.0 IP, 3 ER), 6/1 vs. CC (6.0 IP, 1 ER) and 8/5 @ SPR (6.0 IP, 0 ER) ... NWA went 7-12 in games he started ... threw at least 5.0 innings in 9 of 19 starts, but also had two starts where he didn't make it out of the 2nd inning. Had one game where he did not walk a batter (4/15 @ WCH), but struck out at least 5 in 9 of 20 appearances, including a season-high 8 on 5/26 @ TUL.

CAREER NOTES

- 2022**
- Split season between the Rome Braves (A+) and NW Arkansas (A) traded from the Braves to the Royals on July 11 along with Drew Waters and CJ Alexander for a draft pick (Competitive Balance A, #35 overall)
- Opened the season with the Rome Braves (A+) and made 15 starts in the South Atlantic League going 7-2 with a 2.36 ERA (21 ER in 80.0 IP), with 90 strikeouts to just 21 walks (4.29 K/BB) ... promoted to the Double-A Mississippi Braves on 7/8 but did not appear in a game for the M-Braves, was with the team three days before being traded.
- Threw at least 5.0 innings in 13 of his 15 starts with the Rome Braves, seven of them being at least six innings, with a pair of seven-inning starts (4/27 vs. GBR & 6/16 @ ASH) ... recorded three scoreless starts: 5/15 vs. WS (5.0 IP), 6/23 vs. HIC (6.0 IP) and 7/6 vs. ASH (6.0 IP), including 2 of last 3.
- Recorded a career-high 14.2-inning scoreless streak from 6/16 to 6/29, spanning parts of three starts ... did not allow a run across his last 9.0 innings with Rome before the trade, the last three innings 6/29 @ Greenville and 6.0 scoreless 7/6 vs. Asheville, where he allowed two walks and two hits and struck out eight.
- Made his Double-A debut with the Nationals on 7/13 @ CC, threw in 4.1 innings and allowed what was at the time career-high five runs on eight hits, but did not walk a batter against a Hooks team that ranked fourth in MiLB in walks ... earned his first Double-A win 8/7 vs. TUL, his first quality start with the Nationals (6.0 IP, 1 ER) and seventh overall in 2022, struck out six, allowing just one run ... transferred to the Development List on 9/12, where he ended the season.

- 2021**
- Drafted by the Atlanta Braves in the 12th Round of the 2021 MLB Draft out of the University of Illinois.
- Before being drafted, made five relief appearances with the Mahoning Valley Scrappers in the first year of Major League Baseball's Draft League, as one of 39 players to be drafted from the circuit when the Braves took him in the 12th round ... allowed 2 earned runs in 7.2 innings, striking out 13 while walking two.
- Made his professional debut in Low-A with the Augusta Green GreenJackets ... across seven starts, went 2-2 with a 2.73 ERA (9 ER in 29.2 IP) and 37 strikeouts to just 8 walks (4.63 K/BB).
- Ended his season with a pair of back-to-back scoreless starts, 9/19 vs. COL and 9/15 @ MB, total of 12.0 IP ... threw 5.0 hitless innings against the Columbia Fireflies in the second game of a doubleheader, faced just two over the minimum, allowed one walk and struck out eight ... threw 7.0 innings against the Myrtle Beach Pelicans, allowed just three hits without a walk with season-high eight strikeouts in his final start of the season.

COLLEGE (2019-2021)

- Produced a 34-game undefeated streak to end his collegiate career that stretched back to his last start with Oakland his Freshman season on 5/17/19 ... including summer ball, went 16-0 in those starts and three runs or fewer in 31 of 34 starts.
- JUNIOR (2021), ILLINOIS:** Served as the team's Friday Night starter, making 11 starts and led the Fighting Illini with a 2.87 ERA and 62.2 IP ... named All-Big Ten third team in 2021, going 3-0 with a 2.87 ERA (20 ER in 62.2 IP) and 64 strikeouts to 15 walks ... only the sixth Illini pitcher since 1980 to not suffer a loss in a season (min. 10 starts) ... team record was 8-3 in games he started
- SOPHOMORE (2020), JOHN A. LOGAN CC:** Across five starts (26.0 IP), went 5-0 with a 2.08 ERA, 7 walks and, 46 strikeouts.
- FRESHMAN (2019), OAKLAND UNIVERSITY:** Started 12 of 13 games (56.0 IP), went 2-6 with a 6.75 ERA33 walks and 46 strikeouts ... second on team in ERA and third in innings pitched ... Summer of 2019, played for the Traverse City Pit
- Spitters of the Northwoods League and went 8-0 with a 1.08 ERA and 43 strikeouts, was named the 2019 Northwoods League Pitcher of the Year and 2019 Northwoods League All-Star, led the Northwoods League in ERA and wins.

MISCELLANEOUS

- Two-year letterwinner at Plainfield East, where he played for head coach Adam O'Reel and was named All-Southern Prairie Conference, has the Plainfield High School all-time strikeout record.
- Parents are Glen and Sue ... Sister is Ashley

CAREER PITCHING

SEASON TEAM	W	L	ERA	G	GS	CG	SHO	SV	SVO	IP	H	R	ER	HR	HB	BB	IBB	SO	WHIP	AVG	AB	WP	BK	GIDP	TBF	NP-S
2021 Augusta (A)	2	2	2.73	7	7	0	0	0	0	29.2	21	10	9	2	0	8	0	37	0.98	.198	106	2	0	2	116	419 - 289
2022 Rome (A+)	7	2	2.36	15	15	0	0	0	0	80.0	63	23	21	9	1	21	0	90	1.05	.217	290	4	2	10	317	1210 - 796
NW Arkansas (AA)	2	4	6.64	9	9	0	0	0	0	39.1	50	32	29	5	3	20	0	30	1.78	.313	160	1	0	3	185	744 - 451
2023 NW Arkansas (AA)	4	6	5.56	20	19	0	0	0	0	87.1	95	55	54	12	5	43	0	87	1.58	.280	339	2	1	4	390	1582 - 970
Omaha (AAA)																										
Minor League Totals (4 Seasons)	15	14	4.30	51	50	0	0	0	0	236.1	229	120	113	28	9	92	0	244	1.36	.256	895	9	3	19	1008	3955 - 2506

SEASON / CAREER HIGHS

SEASON	CAREER
Last: 8/5/2023 @ Springfield 6.0 (3x)	INNINGS PITCHED 7.0 (3x) 6/16/2022 @ Asheville
Last: 6/18/2023 @ Frisco 8 (2x)	HITS ALLOWED 8 (5x) Last: 6/18/2023 @ Frisco
6/7/2023 @ Springfield 6	RUNS ALLOWED 6 6/7/2023 @ Springfield
6/7/2023 @ Springfield 6	EARNED RUNS ALLOWED 6 6/7/2023 @ Springfield
6/25/2023 @ Tulsa 2 (4x)	HOME RUNS ALLOWED 2 (5x) 6/25/2023 @ Tulsa
7/8/2023 vs. Arkansas 5	WALKS ALLOWED 5 7/8/2023 vs. Arkansas
5/26/2023 @ Tulsa 8	STRIKEOUTS 11 4/21/2022 @ Bowling Green
5/9/2023 @ Arkansas 24	BATTERS FACED 28 7/22/2022 vs. Springfield
8/5/2023 @ Springfield 100	PITCHES THROWN 100 (2x) Last: 8/5/2023 @ Springfield
4/15/2023 to 4/27/2023 8.0 IP	SCORELESS STREAK 14.2 IP 6/16/2022 to 6/29/2022

2023 RUN SUPPORT (OMAHA STARTS ONLY)

RUNS SCORED	0	1	2	3	4	5	6	7	8	9	10+
GAMES											
PLAYER W-L											
Team W-L											

2023 GAME-BY-GAME

NW ARKANSAS NATURALS, AA

DATE	OPPONENT	RES	LEFT GAME	DEC	IP	H	R	ER	HR	HB	BB	SO	BF	NP-S
4/8	vs. Midland	L, 4-0	End 4th, losing 1-0	L	4.0	3	1	1	0	0	3	4	17	76 - 39
4/15	@ Wichita	W, 12-3	Middle 6th, winning 11-3	W	5.0	4	3	3	2	0	0	7	18	82 - 57
4/21	vs. Amarillo	W, 5-0	End 5th, winning 5-0	W	5.0	4	0	0	0	0	1	5	19	82 - 54
4/27	@ San Antonio	L, 5-1	Bottom 4th, losing 5-1	L	3.1	8	5	5	2	1	1	3	20	68 - 50
5/3	vs. Wichita	L, 3-1	Top 5th, tied 1-1	-	4.1	5	1	1	0	0	3	4	21	92 - 52
5/9	@ Arkansas (Q)	L, 8-4	Middle 7th, winning 4-3	-	6.0	5	3	3	0	0	3	7	24	71 - 48
5/14	@ Arkansas	L, 4-3	Middle 6th, tied 3-3	-	5.0	6	3	3	0	1	3	2	22	90 - 52
5/20	vs. Springfield	L, 9-0	Top 6th, losing 1-0	L	5.0	5	3	3	0	1	1	2	21	84 - 52
5/26	@ Tulsa	L, 4-3	Bottom 6th, tied 3-3	-	5.0	6	3	3	0	0	1	8	22	86 - 62
6/1	vs. Corpus Christi (Q)	L, 3-1	End 6th, tied 1-1	-	6.0	4	1	1	0	0	2	6	23	85 - 51
6/7	@ Springfield	L, 6-4	Bottom 4th, losing 6-3	L	3.1	6	6	6	1	1	4	3	19	80 - 46
6/13	vs. Frisco	L, 11-6	Top 2nd, losing 5-4	-	1.2	6	5	5	2	0	1	2	12	53 - 35
6/18	vs. Frisco *	L, 5-4	End 7th, losing 5-3	L	4.0	8	5	5	1	0	2	2	22	77 - 44
6/25	@ Tulsa	W, 11-4	Middle 5th, tied 4-4	-	4.0	4	4	4	2	1	2	6	19	77 - 47
7/2	@ Wichita	W, 7-4	Bottom 2nd, losing 2-0	-	1.2	2	4	4	0	0	3	2	9	44 - 22
7/8	vs. Arkansas	W, 4-3	End 4th, winning 4-1	-	4.0	2	1	1	0	0	5	5	18	84 - 41
7/19	vs. Tulsa	W, 4-3	Top 6th, losing 4-0	W	5.1	3	0	0	0	0	2	7	20	87 - 56
7/25	@ Arkansas	L, 4-3	Bottom 5th, tied 3-3	-	4.1	6	3	3	1	0	3	3	22	85 - 54
7/30	@ Arkansas	L, 15-0	Bottom 5th, losing 3-0	L	4.1	5	4	3	0	0	2	3	20	79 - 47
8/5	@ Springfield (Q)	W, 5-0	Middle 7th, winning 5-0	W	6.0	3	0	0	0	0	1	6	22	100 - 61

OMAHA STORM CHASERS, AAA

DATE	OPPONENT	RES	LEFT GAME	DEC	IP	H	R	ER	HR	HB	BB	SO	BF	NP-S

(Q) Indicates Quality Start

* Indicates Relief Appearance

2023 BATTED BALL STATISTICS (AA)

BABIP	GB/FB	LD%	GB%	FB%	IFFB%	HR/FB	Pull%	Cent%	Oppo%	SwStr%
.342	0.94	23.3%	37.2%	39.5%	27.0%	12.0%	45.3%	22.7%	32.0%	11.4%

vs. TOLEDO IN 2023

W	L	ERA	G	GS	CG	SHO	GF	HLD	SV	SVO	IP	H	R	ER	HR	HB	BB	IBB	SO	WHIP	AVG
---	---	-----	---	----	----	-----	----	-----	----	-----	----	---	---	----	----	----	----	-----	----	------	-----

vs. TOLEDO HITTERS IN 2023

PLAYER	AVG	AB	H	2B	3B	HR	RBI	BB	SO	PLAYER	AVG	AB	H	2B	3B	HR	RBI	BB	SO
--------	-----	----	---	----	----	----	-----	----	----	--------	-----	----	---	----	----	----	-----	----	----

PLAYER

48 JOE BARLOW

RHP • R/R • 6'2" • 200 lbs • 9/28/1995 (27)
Claimed off Waivers from Texas — 8/4/2023
Drafted by Texas — 2016, 11th Round (Salt Lake CC)
Born: Riverton, Utah • Resides: Scottsdale, Arizona

32 CHRISTIAN CHAMBERLAIN

LHP • L/L • 5'10" • 175 lbs • 7/20/1999 (24)
2020 MLB Draft — Round 4 (Oregon State)
Born: Grand Junction, Colorado • Resides: Reno, Nevada

46 STEVEN CRUZ

RHP • R/R • 6'6" • 233 lbs • 6/15/1999 (24)
Traded from Minnesota — 1/24/2023
Originally signed 3/20/2017 with Minnesota (Intl. F.A.)
Born/Resides: Salcedo, Dominican Republic

36 BRETT DE GEUS

RHP • R/R • 6'2" • 190 lbs • 11/4/1996 (25)
Signed 5/12/2023 as a Minor League Free Agent
Born/Resides: Pleasanton, California

55 JONAH DIPOTO

RHP • R/R • 6'1" • 225 lbs • 9/3/1996 (26)
2019 MLB Draft — Round 35 (UC San Diego)
Born: Queens, New York • Resides: San Diego, California

54 JONATHAN HEASLEY

RHP • R/R • 6'3" • 235 lbs • 1/27/1997 (26)
2018 MLB Draft — Round 13 (Oklahoma State)
Born: Plano, Texas • Resides: Dallas, Texas

62 WILL KLEIN

RHP • R/R • 6'5" • 230 lbs • 11/28/1999 (23)
2020 MLB Draft — Round 5 (Eastern Illinois)
Born: Maryville, Tenn. • Resides: Bloomington, Ind.

37 JACKSON KOWAR

RHP • R/R • 6'5" • 215 lbs • 10/4/1996 (26)
2018 MLB Draft — Round 13/3rd Overall (Florida)
Born: Weddington, N.C. • Resides: Charlotte, N.C.

40 WALTER PENNINGTON

LHP • L/L • 6'2" • 205 lbs • 4/14/1998 (25)
Signed 8/19/2020 as an Undrafted Free Agent (Coca-Cola School of Mines)
Born: Englewood, Colo. • Resides: Broomfield, Colo.

45 EVAN SISK

LHP • L/L • 6'2" • 195 lbs • 4/23/1997 (26)
Traded from Minnesota — 1/24/2023
Drafted by St. Louis — 2018, 16th Round (College of Charleston)
Born: Pineville, N.C. • Resides: Chester, S.C.

43 COLLIN SNIDER

RHP • R/R • 6'4" • 205 • 10/10/1995 (27)
2017 MLB Draft — Round 12 (Vanderbilt)
Born/Resides: Murfreesboro, Tennessee

QUICK NOTES

2023: Opened the season with Round Rock (AAA), pitched 20 games across 3 stints with the Express and 13 games over 2 stints with Texas in the big leagues (5/16-5/30 & 6/14-7/4) with a 4.66 ERA (6 ER in 9.2 IP) and 6 strikeouts to just 2 walks ... 13 of 20 appearances with Round Rock were scoreless ... claimed off waivers from Texas by the Royals on 8/4, optioned to Omaha, served as opener on 8/12.

2022: Spent the entire season in the Rangers' bullpen ... set MLB career highs in games pitched (35), saves (13) and strikeouts (28) and led the Rangers in saves despite two stints in the Injured List ... finished with a 3-1 record and 3.86 ERA (15 ER in 35.0 IP) ... his 7.20 K/9 was 2nd-lowest among MLB pitchers with 10+ saves (5.63-ARI's Mark Melancon) ... underwent arthroscopic surgery on 11/4/22 to separate a pair of fused tendons in his right wrist.

2021: Opened the season with Round Rock (AAA) and pitched 17 games for the Express before his contract was selected on 6/23 ... pitched to a 1.55 ERA (5 ER in 29.0 IP) with 11 saves over 31 games with Texas ... ranked among MLB leaders (min. 30 G) in opp. BA (1st), OBP (3rd), SLG (3rd), WHIP (3rd, 0.83), and ERA (8th).

4SFB (91.7), SL (85.3), CB (75.7)

CONSECUTIVE BATTERS RETIRED: 1 (8/12)

SCORELESS STREAK: 0.1 IP (8/12)

Ranked by Baseball America as the No. 30 Royals prospect

2023: Opened the year in NW Arkansas (AA) and made 20 appearances out of the bullpen for the Naturals and went 1-2 with a 1.99 ERA (7 ER in 31.2 IP), and struck out 49 (13.93 K/9) ... 14 of 20 Double-A appearances were scoreless ... promoted to Omaha on 6/20, made Triple-A debut 6/20 @ ROC (1.0 IP, 2 R, 2 K) ... only 8 of 17 Triple-A games have been scoreless ... among Royals MLB pitchers (min. 40.0 IP), 2nd with 13.41 K/9 and 3rd with 32.4% K%.

2022: After beginning the season with Quad Cities (A+), was assigned to NW Arkansas (AA) on May 31 and finished the season in Double-A ... pitched 33 games between the two levels, among Royals Minor League pitchers with at least 40.0 innings pitched, his 13.22 K/9 and 29.6% K% both ranked 3rd-best ... his 19.3% BB% was 2nd-worst.

2021: Assigned to Quad Cities (A+) on 5/23 to begin his career in professional baseball and pitched two games out of the bullpen for the River Bandits, going 1-0 with a 4.91 ERA (2 ER in 3.2 IP) with just one walk and six strikeouts, before being placed on the 7-Day Injured List on 6/14, where he remained for the rest of the season.

4SFB (93-96), SL (84.5), CB (80.5), SNK (94.2)

CONSECUTIVE BATTERS RETIRED: 2 (8/10)

SCORELESS STREAK: 1.1 IP (8/8 to 8/10)

2023: Traded from Minnesota with Evan Sisk to KC in exchange for Michael A. Taylor on Jan. 24 ... opened the year with NW Arkansas (AA), appeared in 29 games, with a 2.20 ERA (8 ER in 32.2 IP), 9 saves and 42 strikeouts, at the time of his promotion to Triple-A, led the Texas League in saves (9), tied 3rd in games pitched (79) ... did not allow an earned run over his last 14 appearances (16.2 IP) with NWA ... assigned to Omaha on 7/12, threw scoreless inning in debut 7/14 ... 5 of 9 Triple-A appearances have been scoreless ... fastball averages 96.8 mph, has hit 10mph 4 times this year.

2022: Spent the season with Wichita (A), appeared in 46 games out of the bullpen with a 1-4 record, four saves and a 5.14 ERA (32 ER in 56.0 IP), with 72 strikeouts (11.6 K/9) ... led the Wind Surge staff in games pitched, 2nd in the Texas League ... among Twins MLB pitchers, t-2nd in games pitched, behind Evan Sisk (50), who he was traded to Kansas City.

2021: In his first year of full-season ball, spent most of the year with Fort Myers (A) before ending the year with Cedar Rapids (A+) ... pitched in 28 games (two starts) between the two levels and went 4-2 with a 4.32 ERA (24 ER in 50.0 IP) with a career-high 80 strikeouts (14.4 K/9) with a .189 opponents' batting average (.35-for-.185).

4SFB (95-98), SL (90.1), SNK (96.5)

CONSECUTIVE BATTERS RETIRED: 3 (8/12)

SCORELESS STREAK: 1.0 IP (8/12)

2023: Opened the season with the Frederick team in the independent Atlantic League, pitched 5 games with 3.00 ERA (2 ER in 6.0 IP) and was signed by Kansas City as a minor league free agent on 5/12, then assigned to NW Arkansas (AA) on 5/30 ... pitched 19 games (2 starts) for NWA and went 2-1 with a 2.97 ERA (11 ER in 33.1 IP) with 28 strikeouts to 8 walks (3.5 K/BB) ... assigned to Omaha on 8/10.

2022: After being outrighted off the 40-man roster by Arizona in December 2021, opened the season with Amarillo (AA) and pitched 17 games for the Sod Poodles, before being released on 6/6 ... finished the year with the York Revolution in the independent Atlantic League and pitched in 33 games, with a 2-2 record and 6.43 ERA (25 ER in 35.0 IP).

2021: Was selected by the Texas Rangers from the Dodgers organization with the 2nd pick in the 2020 Rule 5 Draft and made the Rangers' Opening Day roster in 2021, made his MLB debut 4/1/21 @ Kansas City with 3 ER in 1.0 IP ... was designated for assignment 6/23/21 after posting a 8.44 ERA over 19 games for Texas ... claimed off waivers by Arizona on 6/25 and went 3-2 with a 6.56 ERA and 15 strikeouts over 28 relief appearances, then was designated for assignment in November.

SNK (94.7), CUT (89.2), CB (83.1)

CONSECUTIVE BATTERS RETIRED: 0

SCORELESS STREAK: 0.0 IP

2023: For the 2nd straight year, made his spring debut with a scoreless Cactus League inning against his dad's Seattle Mariners, on 2/26 ... opened the regular season with NW Arkansas (AA), pitched 10.1 scoreless innings with 1 ER and 13 K across 7 relief outings ... assigned to Omaha (AAA) on 5/3, has not allowed an earned run in 15 of 26 outings with Omaha, a streak of 6 straight scoreless games from 6/8 to 6/30 with 1 ER in 9.2 IP (In 0.93 ERA).

2022: Pitched a scoreless Cactus League inning with a streakout on 3/29 against his dad's Seattle Mariners ... spent the entire season with NW Arkansas (AA) and led the Naturals with 42 games pitched ... 11.87 K/9 ranked 2nd among Royals minor leaguers (min. 60.0 IP), 212 opponents' batting average and 28.1% K% ranked 3rd.

MISC: Full name is Jonah Seaver Dipoto, after Tom Seaver ... father Jerry Dipoto is currently the President of Baseball Operations for the Seattle Mariners, formerly their GM.

SNK (93-95), SL (81.7), CB (80.2)

CONSECUTIVE BATTERS RETIRED: 0

SCORELESS STREAK: 0.0 IP

2023: 13 of 16 appearances have been starts, but pitched in relief his last 3, including the first two times as the "bull" pitcher behind an opener ... 2 of first 4 starts were quality starts, 4/7 vs. TOR (6.0 IP, 2 ER) and 4/19 vs. GWN (7.0 IP, 3 ER) ... called up 5/5 and threw 2.2 IP on 5/5 vs. OAK with 1 ER and 2 ER, optioned back Omaha on 5/7 ... has 4 appearances of 6.0 innings or more ... leads the Chasers with 13 starts, 70 strikeouts, and 72.1 innings pitched.

2022: Split the season between KC and Omaha, making 21 starts over four stints with the Royals, plus nine starts with the Chasers ... 21 MLB starts ranked 7th among Major League rookies ... opened the year in Triple-A, made six starts before his first call-up to KC on 5/12 ... across all nine outings with Omaha, struck out 45 in 39.1 innings (10.3 K/9).

2021: Named Kansas City's Double-A Pitcher of the Year with NW Arkansas (AA) and spent much of the season with the Naturals before making his MLB debut with Kansas City on 9/17 and finishing the year with the Royals ... in 22 appearances (21 starts) with NWA, went 7-3 with a 3.33 ERA (39 ER in 105.1 IP) and 120 strikeouts (10.3 K/9).

4SFB (92-94), CB (79.2), SWP (92.9), CH (85.5)

CONSECUTIVE BATTERS RETIRED: 3 (7/2)

SCORELESS STREAK: 2.0 IP (6/29 to 7/2)

Ranked by MLB Pipeline as the No. 28 Royals prospect ... Ranked by Baseball America as the No. 22 Royals prospect

2023: Opened the season back with NW Arkansas (AA) and appeared in 21 games out of the bullpen, with a 3.38 ERA (11 ER in 29.1 IP) and 44 strikeouts to 14 walks ... did not allow a run over his final 11.0 IP (6 games) with NWA ... promoted to Omaha on 6/13, made his Triple-A debut on 6/14 vs. COL with 2.0 scoreless IP, 5 K including his first 3 ... fastball averages 97.3, max of 100.7 mph ... threw 0.1 IP in Futures Game on 7/8 in Seattle, 2 BB and took the L ... after allowing 3 ER in his first 15.2 IP (1.72 ERA) and 12 games ... in his last 6 games, has allowed 11 ER in his last 6.1 IP (15.63 ERA).

2022: Opened the season on Injured List with shin splints, assigned to NW Arkansas (AA) on May 14, where he spent the entire season ... over 30 outings (3 starts), had a 10.51 ERA (51 ER in 43.2 IP) and 55 strikeouts to 51 walks (1.08 K/BB) ... among Royals Minor League pitchers (min. 40.0 IP), his 11.34 K/9 ranked 6th-best, and 22.0% BB% was last.

2021: Began his professional career in Quad Cities (A+), pitching in 36 games out of the bullpen for the River Bandits ... went 7-1 with four saves and a 3.58 ERA (25 ER in 70.1 IP) and 121 strikeouts ... named an MLB.com Organization All-Star and recognized as the Royals' Pitching Prospect of the Year by MLB Pipeline.

4SFB (96-99), CB (82.3), CUT (88.6)

CONSECUTIVE BATTERS RETIRED: 4 (8/11)

SCORELESS STREAK: 1.1 IP (8/11)

2023: Has 3 stints with Omaha (3/31-5/16, 5/20-6/2 & 6/24-present) ... 13 of 28 appearances with the Chasers have been scoreless ... has allowed 2+ runs in 10 of 28 ... earned his first professional save with 1.2 scoreless innings on 5/5 vs. LOU ... in two stints with Kansas City, has a 6.17 ERA (8 ER in 11.2 IP) over 8 games with 14 strikeouts, with 3 scoreless outings ... threw first 1-2-3 inning of 2023 with Omaha in 9th inning 7/14 vs. IND, Has 5 since.

2022: Made his first Opening Day roster with Kansas City, but only pitched in 7 games over three stints with the Major League club, also making 20 starts with Omaha (AAA) across three stints ... allowed less than two earned runs in 8 of his 20 starts with Omaha, including three scoreless outings.

2021: Kansas City's Paul Spittorff Minor League Pitcher of the Year, given to the top pitcher in the organization, also Omaha's Pitcher of the Year, the Triple-A East Pitcher of the Year and a Triple-A East postseason All-Star ... made 17 appearances (16 starts) and went 9-4 with a 3.46 ERA (31 ER in 80.2 IP) and a Triple-A best 115 strikeouts (12.8 K/9).

4SFB (95-98), SL (85.9), CH (86.1)

CONSECUTIVE BATTERS RETIRED: 1 (8/12)

SCORELESS STREAK: 3.1 IP (8/9 to 8/12)

2023: Opened the season with NW Arkansas (AA) and pitched 9.2 scoreless innings with 11 strikeouts across 8 relief outings, allowed 4 H and 4 BB for a 0.83 WHIP and .129 BAA ... assigned to Omaha (AAA) on 5/3 and made his Triple-A debut 5/5 vs. LOU, struck out his first 2 batters in a 1-2-3 7th inning ... four straight scoreless between 5/13 and 5/24 ... has not allowed an earned run in 17 of 29 Omaha appearances this year, has two 3.0 IP outings.

2022: Opened the season with Quad Cities (A+) and pitched 5.2 scoreless innings with nine strikeouts, across three relief outings ... assigned to NW Arkansas (AA) on 4/21, where he ended the season ... earned decisions in 5 of 6 outings with Naturals (3 W, 1 L, 1 SV) ... of 33 NWA outings were scoreless, allowed 1 ER or less in 20 of 33 ... made first pro start 6/2 vs. SPR ... was on the Injured List from 8/18 to 9/1, threw scoreless 8th inning in first outing back 9/3.

MISC: Graduated from the Colorado School of Mines with a mechanical engineering degree, threw 22.2 innings, but also hit .288 with a 1.142 OPS as an outfielder.

SNK (92-94), SL (83.2), CH (86.5)

CONSECUTIVE BATTERS RETIRED: 1 (8/12)

SCORELESS STREAK: 1.0 IP (8/12)

2023: Has not allowed an earned run in 28 of his team-best 44 appearances, 4th in the league in games pitched ... has allowed 2+ ER in 12 outings ... threw 2.0 perfect innings 5/6 vs. LOU, season-high 2.1 shutout innings 6/7 @ IND ... 8 of his last 13 outings have been scoreless ... has 11 outings of 1.0 IP+ this season, including opener starts 7/16 vs. IND & 8/1 @ LOU ... has 9 scoreless outings that have lasted less than 1.0 inning.

2022: Split his first full season in the Twins organization between Wichita (AA) and St. Paul (AAA), earned Minnesota MLB.com Organization All-Star honors as a relief pitcher ... posted a 1.57 ERA (11 ER in 63.0 IP) with 76 strikeouts against 29 walks (10.86 K/9 and 2.62 K/BB) across 50 games between the two levels, the best ERA in 2022 among all MLB relievers that made 50+ appearances and threw a minimum of 60.0 IP.

2021: Began the season in the Cardinals organization, acquired by Minnesota via trade on July 30 ... split the year between Peoria (A+), Springfield (AA) and Wichita (AA), combining to pitch in 39 games with a 3-1 record and 3.91 ERA (23 ER in 53.0 IP), striking out 69 with 35 walks.

SNK (90-92), SL (78.9), 4SFB (89.9), CH (84.2)

CONSECUTIVE BATTERS RETIRED: 0

SCORELESS STREAK: 0.0 IP

2023: Opened the season with Omaha and pitched in 28 games before his first call-up of the season on 7/1 ... pitched in 5 games with KC (first 3 were scoreless) with a 7.71 ERA (4 ER in 4.2 IP) and optioned back to Omaha 7/16 ... 18 of 36 appearances with Omaha have been scoreless, including 5 straight between May 10 and 19 ... has allowed more than 1 run six times this year with the Chasers.

2022: Made the Opening Day Roster and his MLB debut with Kansas City ... in his first season in the big leagues, started and ended the season with Kansas City ... pitched in 42 games across five stints with the Royals, going 4-2 with a 6.55 ERA (25 ER in 34.1 IP) ... began his career with 5 scoreless innings over 6 games, and pitched in 27 of KC's first 56 games during his first stint from Opening Day through 6/9 ... also appeared in 20 games with Omaha (AAA) with a 5.40 ERA (13 ER in 21.2 IP) and 12 scoreless outings.

2021: Split the season between NW Arkansas (AA) and Omaha, making a career-high 48 appearances with a career-high 64 strikeouts and 26 walks ... joined the Storm Chasers a week into the season, returned to NWA on June 6, transferred back to Triple-A on August 24 ... posted a 3.15 ERA in 25 Double-A outings before returning to Omaha.

SNK (94-96), SL (84.0), CH (90.6)

CONSECUTIVE BATTERS RETIRED: 3 (8/11)

SCORELESS STREAK: 1.0 IP (8/11)

CAREER HIGHS

IP	4.2	7/28/17 @ Everett
K	6	(5x) Last: 7/15/18 @ Charleston
BB	4	(2x) Last: 6/22/18 vs. West Virginia
H	6	7/23/16 vs. AZL Dodgers
ER	5	5/24/18 vs. Delmarva
NP	67	7/1/17 @ Boise
IP	2.2	(2x) Last: 5/14/22 vs. Wisconsin
K	6	5/3/22 @ Cedar Rapids
BB	4	4/8/22 @ South Bend
H	4	(3x) Last: 7/16/22 vs. Indianapolis
ER	6	6/17/22 vs. Arkansas
NP	48	4/8/22 @ South Bend
IP	4.0	(2x) Last: 6/23/18 @ GCL Red Sox
K	6	(3x) Last: 8/25/19 vs. Danville
BB	5	7/9/18 vs. GCL Rays
H	5	(3x) Last: 5/14/21 vs. Clearwater
ER	6	(2x) Last: 8/10/23 vs. Iowa
NP	54	5/8/21 @ Bradenton
IP	6.0	(3x) Last: 8/24/18 @ Orem
K	7	6/28/18 @ Orem
BB	4	(2x) Last: 5/7/19 @ Kane County
H	9	(2x) Last: 8/29/18 vs. Idaho Falls
ER	6	8/19/18 vs. Billings
NP	94	8/24/18 @ Orem
IP	3.0	(4x) Last: 5/16/21 vs. Cedar Rapids
K	6	5/16/21 vs. Cedar Rapids
BB	4	(2x) Last: 4/8/22 @ Springfield
H	5	8/24/22 vs. Springfield
ER	4	(3x) Last: 8/11/23 vs. Iowa
NP	50	8/24/22 vs. Springfield
IP	7.0	(4x) Last: 4/19/23 vs. Gwinnett
K	12	6/25/19 vs. Columbia
BB	6	(2x) Last: 5/25/22 @ ARIZONA
H	11	5/21/23 vs. Toledo
ER	11	4/13/23 @ Iowa
NP	108	9/3/22 @ DETROIT
IP	3.0	(5x) Last: 8/12/21 vs. Beloit
K	6	(5x) Last: 8/12/21 vs. Beloit
BB	5	(2x) Last: 6/2/22 vs. Corpus Christi
H	6	8/24/22 vs. Springfield
ER	7	8/24/22 vs. Springfield
NP	56	7/1/21 vs. Cedar Rapids
IP	8.0	(2x) Last: 8/24/19 @ Frisco
K	10	(2x) Last: 7/31/21 @ St. Paul
BB	5	(3x) Last: 5/31/22 vs. Indianapolis
H	11	(2x) Last: 6/14/22 @ Iowa
ER	9	6/14/22 @ Iowa
NP	107	6/8/19 vs. Fayetteville
IP	3.2	7/16/21 @ Myrtle Beach
K	5	(2x) Last: 4/15/22 vs. Cedar Rapids
BB	4	(3x) 8/17/22 vs. San Antonio
H	5	(4x) Last: 8/13/22 @ Arkansas
ER	6	8/17/22 vs. San Antonio
NP	58	6/22/22 vs. Springfield
IP	3.0	(5x) Last: 6/18/21 @ Wichita
K	5	(4x) Last: 8/20/21 @ Springfield
BB	3	(6x) Last: 7/16/23 vs. Indianapolis
H	5	(3x) Last: 8/12/21 @ Tulsa
ER	4	(4x) Last: 8/9/23 vs. Iowa
NP	55	8/20/21 @ Springfield
IP	6.0	4/8/18 vs. Charleston
K	5	(2x) Last: 6/30/21 @ Springfield
BB	3	(5x) Last: 8/1/23 @ Louisville
H	11	9/2/18 @ Greenville
ER	7	5/14/21 @ Columbus
NP	90	4/13/18 @ Augusta

RELIEVERS		ENTRANCE SITUATION			INNING ENTERING THE GAME										INHERITED RUNNERS			1-2-3 INNINGS		
PITCHER		LEAD	TRAIL	TIED	1	2	3	4	5	6	7	8	9	10+	BR INHER.	BR SCORE	% SCORE	TOTAL	POSSIBLE	% 1-2-3
48 Barlow, Joe			1	1	1	-	-	-	-	1	-	-	-	-	1	0	-	0	4	0.0%
31 Bowlin, Jonathan		2		-	-	-	1	-	-	-	-	-	-	-			-	2	8	25.0%
50 Castillo, Max			1	-	-	-	-	-	1	-	-	-	-	-			-	2	4	50.0%
32 Chamberlain, Christian		6	8	3	-	-	1	1	2	2	3	4	4	-	6	1	16.7%	3	13	23.1%
46 Cruz, Steven		2	7	1	-	-	-	-	1	2	1	5	1	-	5	2	40.0%	4	9	44.4%
36 de Geus Brett			2	-	-	-	1	-	-	-	1	-	-	-			-	0	3	0.0%
55 Dipoto, Jonah		7	16	3	-	-	1	2	2	9	3	6	2	1	22	11	50.0%	7	22	31.8%
54 Heasley, Jonathan		3	4	-	-	-	1	-	1	1	-	1	-	-	5	-	-	1	10	10.0%
62 Klein, Will		13	4	1	-	-	-	-	-	2	3	4	9	-	5	2	40.0%	7	20	35.0%
37 Kowar, Jackson		11	15	2	-	-	1	2	7	4	7	5	2	-	23	13	56.5%	5	31	16.1%
35 Parrish, Drew				-	-	-	-	1	-	-	-	-	-	-			-	2	3	66.7%
40 Pennington, Walter		12	14	4	-	-	-	4	3	11	6	3	3	-	10	6	60.0%	11	28	39.3%
45 Sisk, Evan		16	19	6	-	-	1	1	1	9	11	11	6	1	24	10	41.7%	6	26	23.1%
43 Snider, Collin		18	16	2	-	-	1	-	1	6	9	13	6	-	10	5	50.0%	6	27	22.2%
56 Veneziano, Anthony				-	-	-	-	-	1	-	-	-	-	-			-	0	1	0.0%
SEASON (INCLUDING INACTIVE)		168	173	37	1	0	15	15	37	73	83	83	68	3	177	78	44.1%	103	370	27.8%

STORM CHASERS BULLPEN USAGE (PITCH COUNT, LAST TWO WEEKS)

DAY OF WEEK		TUE	WED	THU	FRI	SAT	SUN	MON	TUE	WED	THU	FRI	SAT	SUN	LAST OMAHA RELIEF APPEARANCE									
DATE		8/8	8/9	8/10	8/11	8/12	8/13		8/14	8/15	8/16	8/17	8/18	8/19	8/20	GAME	IP	H	R	ER	BB	SO	HR	BF
48	Barlow, Joe		38			49 (START)									WED 8/9 vs. Iowa	2.1	2	0	0	2	1	0	11	
32	Chamberlain, Christian (L)	26		12											THU 8/10 vs. Iowa	1.0	1	0	0	0	2	0	4	
46	Cruz, Steven			29		9									SAT 8/12 vs. Iowa	1.0	0	0	0	0	1	0	3	
36	de Geus Brett					49									SAT 8/12 vs. Iowa, L	2.1	4	4	4	1	2	1	13	
55	Dipoto, Jonah	19				16									FRI 8/11 vs. Iowa	0.2	4	4	4	1	1	2	7	
54	Heasley, Jonathan					19 (REL)									SUN 7/2 vs. Iowa [G2]	1.0	1	0	0	0	1	0	4	
62	Klein, Will					39									FRI 8/11 vs. Iowa	1.2	2	1	1	2	3	0	9	
37	Kowar, Jackson						38								SAT 8/12 vs. Iowa	2.2	2	0	0	0	3	0	11	
40	Pennington, Walter (L)	28		11		21									SAT 8/12 vs. Iowa	1.0	0	0	0	2	0	0	4	
45	Sisk, Evan (L)		37			16									FRI 8/11 vs. Iowa, L	0.0	2	2	2	1	0	0	3	
43	Snider, Collin		32			14									FRI 8/11 vs. Iowa	1.0	2	1	1	0	1	0	5	

OMAHA STARTING PITCHER SPLITS						1ST PITCH STRIKES			1-2-3 INNINGS			OMAHA STARTERS VS. RELIEVERS		
PITCHER	GS	W-L	TEAM W-L	R SUPPORT	SUPPORT/GS	FPS	TBF	% FPS	TOTAL	POSSIBLE	% 1-2-3	STARTERS	RELIEVERS	
50 Castillo, Max	15	3-6	5-10	33	2.20	214	336	63.7%	26	75	34.7%	23-27	W-L	
35 Parrish, Drew	14	3-4	8-6	59	4.21	136	272	50.0%	12	51	23.5%		27-32	
54 Heasley, Jonathan	13	1-5	7-6	36	2.77	174	296	58.8%	18	62	29.0%			
56 Veneziano, Anthony	11	4-2	6-5	31	2.82	140	232	60.3%	18	55	32.7%	5.25	ERA	
Cox, Austin	9	2-1	5-18	27	3.00	90	161	55.9%	14	40	35.0%		5.83	
Mayers, Mike	8	2-1	3-5	15	1.88	99	160	61.9%	9	34	26.5%			
31 Bowlin, Jonathan	6	2-3	2-4	16	2.67	57	126	45.2%	8	26	30.8%	483.2	INNINGS	
Zerpa, Angel	6	0-2	1-5	6	1.00	75	117	64.1%	6	25	24.0%		474.1	
Ragans, Cole	4	2-1	3-1	15	3.75	42	81	51.9%	4	15	26.7%	497 (92)	HITS (HR)	
Lynch, Daniel	4	2-0	3-1	15	3.75	43	75	57.3%	6	17	35.3%		480 (63)	
47 Sisk, Evan	3	0-0	0-3	1	0.33	20	29	69.0%	1	6	16.7%	294 (282)	R (ER)	
Yarbrough, Ryan	3	0-0	1-2	5	1.67	37	53	69.8%	5	14	35.7%		349 (307)	
Marsh, Alec	3	2-0	2-1	14	4.67	46	66	69.7%	1	15	6.7%	220	BB	
Mengden, Daniel	3	0-0	3-0	7	2.33	19	49	38.8%	2	7	28.6%		321	
Keller, Brad	2	0-0	1-1	5	2.50	12	19	63.2%	0	4	0.0%	430	K	
54 McArthur, James	2	0-0	1-1	5	2.50	12	19	63.2%	3	5	60.0%		532	
48 Barlow, Joe	1	0-0	0-1	1	1.00	6	11	54.5%	0	2	0.0%	1.48	WHIP	
Martinez, Marcelo	1	0-1	0-1	1	1.00	13	22	59.1%	2	5	40.0%		1.69	
37 Kowar, Jackson	1	0-1	0-1	1	1.00	9	14	64.3%	0	2	0.0%			
108						1,238	2,127	58.2%	135	458	29.5%	.267	AVG	

OMAHA STARTING PITCHER/CATCHER MATCHUPS

	LOGAN PORTER								JAKSON REETZ								JOSÉ BRICEÑO								FREDDY FERMIN								TOTALS							
PITCHER	GS	W-L	ERA	IP	ER	BB	SO		GS	W-L	ERA	IP	ER	BB	SO		GS	W-L	ERA	IP	ER	BB	SO		GS	W-L	ERA	IP	ER	BB	SO		GS	W-L	ERA	IP	ER	BB	SO	
50 Castillo, Max	6	2-2	4.55	31.2	16	7	24		4	1-2	3.97	22.2	10	5	21		3	0-0	5.28	15.1	9	3	8		2	0-2	7.71	9.1	8	5	4		15	3-6	4.90	79.0	43	20	57	
35 Parrish, Drew	9	2-4	10.38	34.2	40	27	22		3	1-0	1.46	12.1	2	12	10		-	-	-	-	-	-	-		2	0-0	3.86	7.0	3	3	11		14	3-4	7.50	54.0	45	42	43	
54 Heasley, Jonathan	6	0-4	7.84	31.0	27	10	33		3	0-0	4.12	15.1	7	7	11		-	-	-	-	-	-		4	1-1	10.20	17.2	21	9	16		13	1-5	7.73	64.0	55	26	60		
56 Veneziano, Anthony	5	2-0	2.00	27.0	7	9	27		2	1-0	8.59	7.1	7	6	6		4	1-2	4.15	21.2	10	10	22		11	4-2	3.70	56.0	23	25	55		11	4-2	3.70	56.0	23	25	55	
Cox, Austin	7	1-1	3.72	29.0	12	13	25		2	1-0	0.82	11.0	1	6	9		-	-	-	-	-	-		9	2-1	2.93	40.0	13	19	34		8	2-1	2.93	40.0	13	19	34		
Mayers, Mike	-	-	-	-	-	-	-		5	2-0	4.91	22.0	12	11	20		-	-	-	-	-	-		3	0-1	10.50	12	14	6	9		8	2-1	6.88	34.0	26	17	29		
31 Bowlin, Jonathan	6	2-3	5.79	28.0	18	14	22		-	-	-	-	-	-	-		-	-	-	-	-	-		-	-	-	-	-	-	-	-	-	-	-	-	-	-	-	-	
Zerpa, Angel	4	0-2	7.63	15.1	13	10	19		-	-	-	-	-	-	-		2	0-0	0.79	11.1	1	3	4		-	-	-	-	-	-	-	-	-	-	-	-	-	-	-	
Ragans, Cole	4	2-1	4.82	18.2	10	10	22		-	-	-	-	-	-	-		-	-	-	-	-	-		-	-	-	-	-	-	-	-	-	-	-	-	-	-	-	-	
Lynch, Daniel	1	1-0	0.00	6.0	0	0	5		3	1-0	5.25	12.0	7	3	13		-	-	-	-	-	-		-	-	-	-	-	-	-	-	-	-	-	-	-	-	-	-	
47 Sisk, Evan	1	0-0	3.86	2.1	1	2	3		-	-	-	-	-	-	-		2	0-0	4.50	4.0	2	3	2		-	-	-	-	-	-	-	-	-	-	-	-	-	-	-	
Yarbrough, Ryan	1	0-0	3.86	4.2	2	1	9		-	-	-	-	-	-	-		2	0-0	0.00	10.0	0	1	9		-	-	-	-	-	-	-	-	-	-	-	-	-	-	-	
Marsh, Alec	3	2-0	2.40	15.0	4	7	19		-	-	-	-	-	-	-		-	-	-	-	-	-		-	-	-	-	-	-	-	-	-	-	-	-	-	-	-	-	
Mengden, Daniel	2	0-0	5.87	7.2	5	4	5		1	0-0	3.00	3.0	1	1	4		-	-	-	-	-	-		-	-	-	-	-	-	-	-	-	-	-	-	-	-	-	-	
Keller, Brad	1	0-0	4.50	2.0	1	2	3		-	-	-	-	-	-	-		1	0-0	0.00	2.0	0	3	0		-	-	-	-	-	-	-	-	-	-	-	-	-	-	-	
54 McArthur, James	1	0-0	0.00	3.0	0	0	5		-	-	-	-	-	-	-		1	0-0	0.00	2.0	0	0	2		-	-	-	-	-	-	-	-	-	-	-	-	-	-	-	
48 Barlow, Joe	1	0-0	13.50	2.0	3	2	0		-	-	-	-	-	-	-		-	-	-	-	-	-		-	-	-	-	-	-	-	-	-	-	-	-	-	-	-	-	
Martinez, Marcelo	1	0-1	9.00	5.0	5	1	3		-	-	-	-	-	-	-		-	-	-	-	-	-		-	-	-	-	-	-	-	-	-	-	-	-	-	-	-		
37 Kowar, Jackson	-	-	-	-	-	-	-		-	-	-	-	-	-	-		-	-	-	-	-	-		-	-	-	-	-	-	-	-	-	-	-	-	-	-	-	-	
Relievers	-	14-18	5.96	265.2	202	184	298		-	4-8	5.29	98.2	58	64	119		-	4-5	6.95	55.2	43	42	58		-	5-7	4.97	54.1	30	31	57		-	27-32	5.83	474.1	307	327	532	
TOTALS	59	28-36	5.77	528.2	339	303	544		23	11-0	4.62	204.1	105	115	213		15	5-7	4.80	122.0	65	65	105		12	6-6	6.99	103.0	80	58	100		109	50-59	5.53	958.0	589	541	962	
	CS/ATT		16/81		PCT		19.75%		CS/ATT		5/29		PCT		17.24%		CS/ATT		8/20		PCT		40.00%		CS/ATT		3/10		PCT		30.00%		CS/ATT		32/141		PCT		22.69%	

So Nice, They Did It Twice (Or More)	Multi-Hit Games					Multi-Run Games					Multi-RBI Games					Multi-BB Games					Multi-K Games					Multi-SB Games				
	2	3	4	5+	T	2	3	4	5+	T	2	3	4	5+	T	2	3	4	5+	T	2	3	4	5+	T	2	3	4	5+	T
19 Alexander, CJ	6	3	-	-	9	7	1	-	-	8	4	1	1	-	6	2	-	-	-	2	19	3	1	-	23	-	-	-	-	-
60 Briceño, José	1	-	-	-	1	-	-	-	-	-	-	-	-	-	-	-	-	-	-	-	3	1	-	-	4	-	-	-	-	-
17 Castellano, Angelo	10	4	-	-	14	7	-	-	-	7	7	2	-	-	9	5	2	-	-	7	9	1	-	-	10	1	-	-	-	1
6 Dungan, Clay	5	2	-	-	7	2	1	-	-	3	2	1	-	-	3	4	1	-	-	5	5	-	-	-	5	1	-	-	-	1
24 Eaton, Nate	13	3	-	-	16	3	2	-	-	5	6	-	-	-	6	1	-	-	-	1	12	2	-	-	14	1	1	-	-	2
28 Gentry, Tyler	20	2	2	-	24	4	3	-	-	7	6	4	1	1	12	10	2	-	-	12	16	8	-	-	24	-	-	-	-	-
18 Hicklen, Brewer	9	2	-	-	11	10	1	-	-	11	4	2	-	-	6	4	-	-	-	4	14	2	-	-	16	-	-	-	-	-
13 Loftin, Nick	15	3	2	-	20	4	-	-	-	4	7	7	1	-	15	1	-	-	-	1	6	-	-	-	6	-	-	-	-	-
34 Mann, Devin	1	-	-	-	1	-	-	-	-	-	-	-	-	-	-	1	-	-	-	1	2	1	-	-	3	-	-	-	-	-
4 Olivares, Edward	-	-	-	-	-	-	-	-	-	-	-	-	-	-	-	-	-	-	-	-	-	-	-	-	-	-	-	-	-	-
14 Porter, Logan	15	3	-	-	18	6	1	-	-	7	10	1	-	-	11	7	4	-	-	11	16	7	-	-	23	-	-	-	-	-
7 Rave, John	5	2	1	-	8	4	-	-	-	4	2	2	-	-	4	3	1	-	-	4	6	2	2	-	10	-	-	-	-	-
8 Thompson, Bubba	-	-	-	-	-	-	-	-	-	-	-	-	-	-	-	-	-	-	-	-	-	-	-	-	-	-	-	-	-	-
Beaty, Matt	4	-	-	-	4	1	-	-	-	1	2	-	-	-	2	1	-	-	-	1	1	-	-	-	1	-	-	-	-	-
Blanco, Dairon	10	6	1	-	17	9	1	-	-	10	3	2	-	-	5	5	1	-	-	6	3	2	-	-	5	9	3	1	-	13
Bradley, Tucker	14	2	-	-	16	6	1	-	-	7	4	4	-	-	8	8	-	-	-	8	7	-	1	-	8	4	-	-	-	4
Camargo, Johan	5	-	-	-	5	-	-	-	-	-	1	-	-	-	1	3	-	-	-	3	1	-	-	-	1	-	-	-	-	-
Fermin, Freddy	1	1	1	-	3	3	1	-	-	4	1	1	-	1	3	2	1	-	-	3	2	-	-	-	2	-	-	-	-	-
Garcia, Maikel	4	1	-	-	5	2	-	-	-	2	2	2	-	-	4	3	1	-	-	4	2	1	-	-	3	-	-	-	-	-
Hechavarria, Adeiny	3	1	-	-	4	1	-	-	-	1	1	2	1	-	4	1	-	-	-	1	3	1	-	-	4	-	-	-	-	-
Isbel, Kyle	3	-	-	-	3	1	-	-	-	1	1	1	-	-	2	1	-	-	-	1	1	-	-	-	1	-	-	-	-	-
Jenista, Greyson	-	-	-	-	-	-	-	-	-	-	-	-	-	-	-	-	-	-	-	-	2	-	-	-	2	-	-	-	-	-
Lopez, Nicky	1	-	-	-	1	-	-	-	-	-	-	-	-	-	-	1	-	-	-	1	-	-	-	-	-	-	-	-	-	-
Massey, Michael	-	-	-	-	-	1	-	-	-	1	-	-	-	-	-	-	-	-	-	-	1	-	-	-	1	-	-	-	-	-
Palacios, Jermaine	3	-	-	-	3	-	-	-	-	-	3	-	-	-	3	-	-	-	-	-	3	1	1	-	5	-	-	-	-	-
Pratto, Nick	-	1	-	-	1	1	-	-	-	1	2	-	-	-	2	3	-	-	-	3	2	1	-	-	3	-	-	-	-	-
Reetz, Jakson	4	2	-	-	6	-	-	-	-	-	1	-	-	1	2	2	-	-	-	2	5	2	1	-	8	-	-	-	-	-
Reyes, Frammil	1	-	-	-	1	1	-	-	-	1	1	-	-	-	1	-	-	-	-	-	1	1	-	-	2	-	-	-	-	-
Taylor, Samad	20	6	-	-	26	11	3	-	-	14	11	2	-	-	13	10	3	1	-	14	14	1	1	-	16	4	2	2	-	8
Velázquez, Nelson	-	-	-	-	-	-	-	-	-	-	-	-	-	-	-	-	-	-	-	-	2	-	-	-	2	1	-	-	-	1
Wallace, Paxton	1	1	-	-	2	-	-	-	-	-	-	-	-	-	-	-	-	-	-	-	1	-	-	-	1	-	-	-	-	-
Waters, Drew	1	-	3	-	4	2	2	-	-	4	1	1	-	-	2	1	-	-	-	1	1	2	-	-	3	-	-	-	-	-
	175	45	10	0	230	86	17	0	0	103	82	35	4	3	124	79	16	1	0	96	158	41	7	0	206	21	6	3	0	30

HITTING STREAKS

PLAYER	CURRENT	LONGEST	DATES/RESULTS							
			START	END	AVG	2B	3B	HR	RBI	OPS
19 Alexander, CJ	-	5	4/29	5/6	.278 (5-18)	1	0	0	3	.611
60 Briceño, José	-	2 (3x)	7/29	8/4	.250 (2-8)	0	0	1	1	.958
17 Castellano, Angelo	3	3 (6x)	8/10	8/12	.400 (4-10)	2	0	0	0	1.100
6 Dungan, Clay	-	9	7/14	7/30	.344 (11-32)	3	1	0	3	.917
24 Eaton, Nate	4	7	5/28	6/4	.345 (10-29)	1	1	1	2	.939
28 Gentry, Tyler	2	5	4/5	4/9	.350 (7-20)	1	0	1	6	.967
18 Hicklen, Brewer	-	8	6/13	6/22	.375 (12-32)	4	0	1	6	1.023
13 Loftin, Nick	2	12	5/16	5/30	.417 (20-48)	4	0	3	18	1.170
34 Mann, Devin	-	-	-	-	-	-	-	-	-	-
4 Olivares, Edward	-	-	-	-	-	-	-	-	-	-
14 Porter, Logan	-	9	6/20	7/2	.387 (12-31)	2	0	0	8	.965
7 Rave, John	2	9	6/13	6/25	.406 (13-32)	4	1	2	10	1.255
8 Thompson, Edward	-	-	-	-	-	-	-	-	-	-

BOLD indicates longest streak in 2023 among active players

Italics indicates longest personal streak is active

ON-BASE STREAKS

CURRENT	LONGEST	DATES/RESULTS							
		START	END	AVG	2B	HR	BB	HBP	OBP
-	7	5/11	5/19	.250 (7 - 28)	2	3	3	0	.313
-	5	6/18	7/2	.235 (4 - 17)	0	0	2	1	.350
3	11	7/4	7/29	.389 (14 - 36)	4	1	6	0	.476
15	18	5/28	6/29	.316 (18 - 57)	1	0	14	1	.440
4	7 (2x)	7/5	7/16	.259 (7 - 27)	1	2	3	0	.323
4	11	6/7	6/21	.233 (10 - 43)	4	2	7	1	.346
-	16	6/8	6/30	.317 (20 - 63)	6	2	7	2	.397
2	16	5/10	5/30	.349 (22 - 63)	5	3	10	0	.427
-	6	8/3	8/9	.200 (4 - 20)	0	1	3	2	.360
-	-	-	-	-	-	-	-	-	-
5	30	5/24	7/5	.302 (32 - 106)	5	1	24	2	.433
2	20	6/13	7/9	.351 (26 - 74)	8	3	12	0	.437
-	-	-	-	-	-	-	-	-	-

Gold indicates career-best streak

PITCHES/PLATE APPEARANCE & PLATE APPEARANCE DEPTH

PLAYER	AVG. P/PA	TOTAL PA	TOTAL P	LONGEST PA (#)	DATE	INN.	PITCHER	RESULT
19 Alexander, CJ	4.04	239	966	9 (3x)	8/11 vs. IOW	▼ 8	Bailey Horn	Strikeout Swinging
60 Briceño, José	3.44	57	196	7	6/21 @ ROC	▲ 2	Paolo Espino	Strikeout Swinging
17 Castellano, Angelo	3.99	288	1,148	12	7/28 @ COL	▲ 4	Randy Labaut	Walk
6 Dungan, Clay	4.02	198	795	10 (2x)	6/2 vs. MEM	▼ 10	Jake Walsh	Walk
24 Eaton, Nate	3.92	235	921	10 (2x)	7/5 @ GWN	▲ 9	Roel Ramirez	Groundout (5-3)
28 Gentry, Tyler	4.25	447	1,900	12	6/7 @ IND	▲ 9	Cody Bolton	Walk
18 Hicklen, Brewer	3.81	240	915	10	6/3 vs. MEM	▼ 5	Zack Thompson	Strikeout Swinging
13 Loftin, Nick	3.49	297	1,036	9 (2x)	8/11 vs. IOW	▼ 4	Anthony Kay	Strikeout Looking
34 Mann, Devin	4.13	38	157	8	8/9 vs. IOW	▲ 8	Shane Greene	Strikeout Looking
4 Olivares, Edward	-	-	-	-	-	-	-	-
14 Porter, Logan	4.06	378	1,533	9	6/15 vs. COL	▼ 6	Cade Smith	Strikeout Looking
7 Rave, John	4.24	184	780	8 (3x)	8/11 vs. IOW	▼ 8	Cam Sanders	Strikeout Swinging
8 Thompson, Edward	-	-	-	-	-	-	-	-
3.96					2,990	11,827		

PINCH-HITTING LOG (21)

#	DATE	INNING	PINCH HITTER	HITTING FOR	RESULT
1.	4/5 vs. Toledo	▼ 9	CJ Alexander	Angelo Castellano	Fielder's Choice (4-6)
2.	4/14 @ Iowa	▲ 8	Tucker Bradley	Angelo Castellano	2-RBI Double
3.	4/18 vs. Gwinnett	▼ 9	Tucker Bradley	Angelo Castellano	Strikeout Looking
4.	4/29 @ Nashville	▲ 8	Logan Porter	CJ Alexander	Strikeout Swinging
5.	5/7 vs. Louisville	▼ 9	CJ Alexander	Angelo Castellano	Groundout (4-3)
6.	5/10 @ Scranton/WB	▲ 8	CJ Alexander	Angelo Castellano	Strikeout Swinging
7.	5/12 @ Scranton/WB	▲ 8	Brewer Hicklen	Tucker Bradley	Flyout (F9)
8.	5/20 vs. Toledo	▼ 9	Tucker Bradley	Angelo Castellano	Strikeout Swinging
9.	5/27 @ St. Paul	▲ 7	Clay Dungan	Samad Taylor	Groundout, 6-3
10.	6/28 vs. Iowa	▼ 9	Paxton Wallace	Adeiny Hechavarria	Strikeout Swinging
11.	7/3 vs. Iowa	▼ 9	Angelo Castellano	Jermaine Palacios	Strikeout Swinging
12.	7/4 @ Gwinnett	▲ 8	Samad Taylor	José Briceño	Strikeout Looking
13.	7/6 @ Gwinnett	▲ 9	Brewer Hicklen	Angelo Castellano	Flyout (F9)
14.	7/20 vs. St. Paul	▼ 9	John Rave	Jermaine Palacios	Strikeout Looking
15.	7/20 vs. St. Paul	▼ 9	CJ Alexander	Angelo Castellano	Flyout (F7)
16.	7/21 vs. St. Paul	▼ 8	Nick Loftin	Tucker Bradley	Strikeout Swinging
17.	7/22 vs. St. Paul	▼ 8	Clay Dungan	José Briceño	RBI Single
18.	7/26 @ Columbus	▲ 8	Logan Porter	José Briceño	Walk
19.	7/26 @ Columbus	▲ 8	Tucker Bradley	Jermaine Palacios	Strikeout Swinging
20.	7/28 @ Columbus	▲ 9	Tucker Bradley	Matt Beaty	Flyout (F8)
21.	8/6 @ Louisville	▲ 8	Logan Porter	José Briceño	Groundout (5-3)

Omaha Pinch Hitters: 2-for-20, 2B, 3 RBI, 1 BB, 10 K

Most-Used Pinch Hitter:

Tucker Bradley (5x)

Most Frequently Pinch-Hit For:

PITCHING

vs. Left-Handed Starter	13-18
vs. Right-Handed Starter	37-41
WITH Left-Handed Starter	26-30
WITH Right-Handed Starter	24-29
0-4 strikeouts	3-2
5-9 strikeouts	25-34
10+ strikeouts	22-22
0 runs of support	2-17
1-2 runs of support	14-29
3-4 runs of support	16-9
5-9 runs of support	15-4
10+ runs of support	2-0

SCORING

1-Run Games	9-16
2-Run Games	11-5
3-4-Run Games	15-15
5+ Run Games	15-23
Extra Innings	2-2
Shutouts	2-1
Doubleheaders	1-1 (1 SPLIT)
Scoring 0-2 Runs	2-23
3-5 Runs	11-25
6-9 Runs	26-10
10+ Runs	11-1
Opponent 0-2 Runs	19-0
3-5 Runs	19-16
6-9 Runs	12-30
10+ Runs	0-13
Scored in 1st Inning	23-12
Opponent scored in 1st	20-21
Scores first	31-25
Opponent scores first	19-34

HITTING

Omaha 0-5 hits	4-19
6-9 hits	16-26
10+ hits	30-14
Opponent 0-5 hits	10-5
6-9 hits	28-21
10+ hits	12-33
Out-hit opponent	35-12
Out-hit by opponent	11-42
Hits are tied	4-5
Hit 0 home runs	15-23
1 home run	15-23
2 home runs	8-9
3+ home runs	12-4
Opponent hit 0 home runs	20-8
1 home run	17-21
2 home runs	9-16
3+ home runs	4-14
Leave 0-5 runners on base	11-21
6-9 on base	29-26
10+ on base	10-12
Opponent leaves 0-5 runners on base	9-13
6-9 on base	25-38
10+ on base	16-8
Steals 0 bases	13-26
1 base	7-13
2 bases	13-10
3+ bases	17-10
Opponent steals 0 bases	22-22
1 base	18-17
2 bases	8-10
3+ bases	2-10

FIELDING

Turned 0 double plays	19-23
1 double play	20-25
2 double plays	6-9
3+ double plays	5-2
Made 0 errors	34-20
1 error	11-27
2 errors	3-7
3+ errors	2-5
Opponent made 0 errors	23-32
1 error	15-17
2 errors	8-9
3+ errors	4-1

TEAM HIGHS

LONGEST WIN STREAK *	11 Games	June 6 - June 18
LONGEST LOSING STREAK *	11 Games	August 1 - August 12
LONGEST HOME WINNING STREAK	6 Games	June 13 - June 18
LONGEST HOME LOSING STREAK	5 Games	April 18 - April 22
LONGEST ROAD WINNING STREAK	5 Games (2x)	Last: June 6 - June 10
LONGEST ROAD LOSING STREAK	6 Games	August 1 - August 6
LARGEST MARGIN OF VICTORY	11 Runs	4/1 @ Indianapolis (12-1 Win)
LARGEST MARGIN OF DEFEAT	13 Runs (2x)	Last: 5/27 @ St. Paul (14-1 Loss)
LONGEST GAME, INNINGS	11 Innings	5/11 @ Scranton/Wilkes-Barre (4-3 Win)
LONGEST GAME, TIME	3:23	6/2 vs. Memphis (10-9 Win, 10 Innings)
LONGEST 9-INNING GAME, TIME	3:17	6/8 @ Indianapolis (15-7 Win)
SHORTEST 9-INNING GAME, TIME	2:00	7/18 vs. St. Paul (1-9 Win)
SHORTEST GAME, TIME	1:46	7/2 vs. Iowa, G2 (6-2 Loss)
LARGEST COMEBACK WIN	6 Runs, After 4th	5/6 vs. Louisville (11-9 Win)
LARGEST MARGIN OF LEAD SURRENDERED (LOSS)	5 Runs, After 7th	6/4 vs. Memphis (6-5 Loss)
MOST ERRORS, TEAM	3 (7x)	Last: 8/3 @ Louisville (11-2 Loss)
MOST ERRORS, PLAYER	3 Angelo Castellano	5/27 @ St. Paul (14-1 Loss)
LARGEST CROWD, HOME	9,023	7/3 vs. Iowa (7-6 Loss)
LARGEST CROWD, ROAD	11,084	7/25 @ Columbus (10-2 Loss)
WARMEST FIRST PITCH	90 Degrees	8/4 @ Louisville (8-3 Loss)
COLDEST FIRST PITCH	35 Degrees	4/5 vs. Toledo (7-6 Loss)

OFFENSIVE HIGHS

MOST RUNS SCORED, GAME	16	5/17 vs. Toledo (16-8 Win)
MOST RUNS SCORED, INNING	10, 5th Inning	6/8 @ Indianapolis (15-7 Win)
MOST CONSECUTIVE INNINGS SCORED	5 (2x)	Last: 4th-8th Innings, 5/17 vs. Toledo (16-8 Win)
FEWEST HITS, GAME	2	5/20 vs. Toledo (4-1 Loss)
MOST HITS, GAME	18	5/17 vs. Toledo (16-8 Win)
MOST DOUBLES, GAME	7	5/17 vs. Toledo (16-8 Win)
MOST TRIPLES, GAME	2 (5x)	7/6 @ Gwinnett (9-6 Loss)
MOST HOME RUNS, GAME	5	7/30 @ Columbus (7-5 Win)
MOST EXTRA-BASE HITS, GAME	10	5/17 vs. Toledo (16-8 Win)
MOST RBI, GAME	15 (2x)	Last: 6/8 @ Indianapolis (15-7 Win)
MOST RUNNERS LOB, GAME	15	5/16 vs. Toledo (9-2 Loss)
MOST TOTAL BASES, GAME	34	5/17 vs. Toledo (16-8 Win)
MOST WALKS, GAME	11 (2x)	Last: 6/8 @ Indianapolis (15-7 Win)
MOST STRIKEOUTS, GAME	16 (2x)	Last: 8/11 vs. Iowa (9-4)
FEWEST STRIKEOUTS, GAME	3 (3x)	Last: 7/30 @ Columbus (7-5 Win)
MOST STOLEN BASES, GAME	7	5/26 @ St. Paul (6-4 Win)
MOST HIT BY PITCHES	4	5/6 vs. Louisville (11-9 Win)
MOST DOUBLE PLAYS GROUNDED INTO, GAME	4 (3x)	Last: 5/28 @ St. Paul (10-6 Loss)

INDIVIDUAL OFFENSIVE HIGHS

MOST RUNS, GAME	3 (17x)	Last: Tyler Gentry, 7/29 @ Columbus (6-3 Loss)
MOST HITS, GAME	4 (10x)	Last: Tyler Gentry, 7/29 @ Columbus (6-3 Loss)
MOST DOUBLES, GAME	2 (16x)	Last: Nick Loftin, 7/27 @ Columbus (5-2 Win)
MOST TRIPLES, GAME	1 (17x)	Last: Clay Dungan, 7/23 vs. St. Paul (3-1 Win)
MOST HOME RUNS, GAME	2 (5x)	Last: Brewer Hicklen, 7/14 vs. Indianapolis (13-5 Loss)
MOST TOTAL BASES, GAME	13	Drew Waters, 5/21 vs. Toledo (8-4 Win)
MOST RBI, GAME	6	Freddy Fermin, 4/8 vs. Toledo (13-8 Win)
MOST WALKS, GAME	4	Samad Taylor, 7/26 @ Columbus (5-2 Win)
MOST STRIKEOUTS, GAME	4 (6x)	Last: John Rave, 8/11 vs. Iowa (9-4 Loss)
MOST STOLEN BASES, GAME ^	4 (3x)	Last: Samad Taylor, 7/5 @ Gwinnett (8-7 Loss, 10 Innings)
MOST HIT BY PITCHES, GAME	2 (2x)	Last: Dairon Blanco, 5/25 @ St. Paul (8-6 Loss)
MOST SACRIFICE FLIES, GAME	2 (2x)	Last: Samad Taylor, 4/30 @ Nashville (10-6 Win)
MOST DOUBLE PLAYS GROUNDED INTO, GAME	2 (4x)	Last: Brewer Hicklen, 5/28 @ St. Paul (10-6 Loss)

PITCHING HIGHS

MOST RUNS ALLOWED, GAME	20	8/9 vs. Iowa (20-1 Loss)
MOST RUNS ALLOWED, INNING	9, 7th Inning	5/28 @ St. Paul (10-6 Loss)
FEWEST HITS ALLOWED, GAME	2	7/18 vs. St. Paul (1-9 Win)
MOST HITS ALLOWED, GAME	18	5/9 @ Scranton/Wilkes-Barre (14-2 Loss)
MOST TOTAL BASES ALLOWED, GAME	40	8/9 vs. Iowa (20-1 Loss)
FEWEST STRIKEOUTS, GAME	3	4/18 vs. Gwinnett (4-1 Loss)
MOST STRIKEOUTS, GAME	15	5/11 @ Scranton/Wilkes-Barre (11-1 Innings)
FEWEST WALKS ALLOWED, GAME	0 (2x)	Last: 7/23 vs. St. Paul (3-1 Win)
MOST WALKS ALLOWED, GAME	12	6/28 vs. Iowa (9-2 Loss)
MOST HOME RUNS ALLOWED, GAME	4	8/9 vs. Iowa (20-1 Loss)
MOST WILD PITCHES	4 (2x)	Last: 7/19 vs. St. Paul (9-4 Loss)
MOST HIT BATTERS *	5	7/19 vs. St. Paul (9-4 Loss)

INDIVIDUAL PITCHING HIGHS

MOST RUNS ALLOWED, GAME	11	Jonathan Heasley, 4/13 @ Iowa (14-1 Loss)
MOST EARNED RUNS ALLOWED, GAME ^	11	Jonathan Heasley, 4/13 @ Iowa (14-1 Loss)
FEWEST HITS ALLOWED, GAME (STARTER)	1 (7x)	Last: Evan Sisk (2.1 IP), 8/1 @ Louisville (3-2 Loss)
MOST HITS ALLOWED, GAME	11	Jonathan Heasley, 5/2 vs. Toledo (8-6 Win)
MOST HOME RUNS ALLOWED, GAME ^	5 (2x)	Last: Austin Cox, 5/31 vs. Memphis (9-4 Loss)
MOST STRIKEOUTS	10	Anthony Veneziano, 8/10 vs. Iowa (10-3 Loss)
MOST CONSECUTIVE STRIKEOUTS	5	Ryan Yarbrough, 6/29 vs. Iowa (8-3 Win)
MOST WALKS ALLOWED, GAME	5 (4x)	Last: Drew Parrish, 8/3 @ Louisville (11-2 Loss)
MOST HIT BATTERS, GAME	3	Jonah Dipoto, 7/19 vs. St. Paul (9-4 Loss)
MOST WILD PITCHES, GAME	3	Jackson Kowar, 7/19 vs. St. Paul (9-4 Loss)
MOST INNINGS PITCHED, STARTER	7.0	Jonathan Heasley, 4/19 vs. Gwinnett (6-2 Loss)
MOST PITCHES THROWN, STARTER	104	Jonathan Heasley, 4/25 @ Nashville (8-3 Loss)
MOST INNINGS PITCHED, RELIEVER	4.1 (2x)	Last: Jonathan Bowlan, 7/2 vs. Iowa, G1 (11-1 Win)
MOST PITCHES THROWN, RELIEVER	94	Jonathan Bowlan, 7/2 vs. Iowa, G1 (11-1 Win)

^ Indicates Storm Chasers Record Tied

* Indicates Storm Chasers Record Set

STATCAST LEADERS (TOP 10)

LONGEST MEASURED HOMER DISTANCE			HIGHEST BATTED BALL EXIT VELOCITY			HIGHEST PITCH VELOCITY			HIGHEST PITCH SPIN RATE		
Player	Distance (Pitcher)	Date	Player	Exit Velo (Batted Ball Type)	Date	Player	Pitch Velo (Pitch Result)	Date	Player	Spin Rate (Pitch Type)	Date
Tyler Gentry	471 (2-Run off Connor Thomas)	5/30 vs. MEM	CJ Alexander	115.3 (Double vs. Reese Olson)	4/7 vs. TOL	Will Klein	100.7 (Richie Martin, Foul Ball)	6/21 @ ROC	Jonah Dipoto	3,340 (94.6MPH Sinker vs. George Valera)	7/29 @ COL
Dairon Blanco	455 (Solo off Simeon Woods Richardson)	5/23 @ STP	Drew Waters	111.8 (Double vs. Sam Clay)	5/19 vs. TOL	Steven Cruz	100.3 (Zack Collins, Called Strike)	7/29 @ COL	Josh Dye	3,329 (81.2MPH Changeup vs. Joe Hudson)	4/21 vs. GWN
Brewer Hicklen	443 (3-Run off Miguel Diaz)	5/18 vs. TOL	Brewer Hicklen	111.7 (Single vs. Kent Emanuel)	6/9 @ IND	Steven Cruz	100.3 (Oscar Gonzalez, Foul Ball)	7/25 @ COL	Jon Heasley	3,090 (93.8MPH 45-Fastball vs. Abraham Toro)	4/30 @ NAS
Adair Hefner	433 (2-Run off Peyton Battenfield)	7/30 @ COL	Jose Briceño	111.5 (Groundout vs. Jared Jones)	7/16 vs. IND	Will Klein	100.3 (Jake Slaughter, Strikeout)	7/3 vs. IOW	Josh Staumont	3,058 (81.0MPH Curveball vs. Miguel Andujar)	3/31 @ IND
Nick Loftin	433 (3-Run off Brent Headrick)	5/24 @ STP	CJ Alexander	110.6 (Lineout vs. Cody Bolton)	6/10 @ IND	Steven Cruz	100.2 (Brayan Rocio Foul Ball)	7/29 @ COL	Jonah Dipoto	3,038 (80.6MPH Slider vs. Nick Martini)	8/2 @ LOU
Tyler Gentry	431 (3-Run off Hunter Stratton)	6/10 @ IND	Brewer Hicklen	110.4 (Double vs. Robert Gasser)	4/30 @ NAS	Will Klein	100.2 (Richie Martin, Foul Ball)	6/21 @ ROC	Jonah Dipoto	3,028 (82.2MPH Slider vs. Vaughn Grissom)	7/4 @ GWN
Brewer Hicklen	428 (2-Run off Juan Minaya)	7/14 vs. IND	CJ Alexander	109.9 (Home vs. Mitch Spence)	5/14 @ SWB	Will Klein	100.2 (Zack Collins, Strikeout)	6/14 vs. COL	Jonah Dipoto	3,027 (81.0MPH Slider vs. Alejo Lopez)	8/2 @ LOU
Freddy Fermin	428 (2-Run off Ashton Goudeau)	4/8 vs. TOL	Dairon Blanco	109.6 (Double Play vs. Kervin Castro)	4/7 vs. TOL	Steven Cruz	100.0 (Brayan Rocio Foul Ball)	7/29 @ COL	James McArthur	3,021 (82.8MPH Curveball vs. Jhonkensy Noel)	7/27 @ COL
Brewer Hicklen	426 (Solo off Ryan Loutos)	6/1 vs. MEM	Brewer Hicklen	109.5 (Home vs. D.J. Snelten)	5/14 @ SWB	Will Klein	99.9 (Matt Mervis, Strikeout)	7/3 vs. IOW	Jonah Dipoto	3,010 (80.5MPH Curveball vs. Kramer Robertson)	5/31 vs. MEM
Johan Camargo	426 (Solo off Randy Dobnak)	5/27 @ STP	Brewer Hicklen	109.4 Groundout vs. Tyler Chatwood)	6/10 @ IND	Steven Cruz	99.7 (Daniel Schneemann Foul Ball)	7/29 @ COL	Jonah Dipoto	3,008 (80.8MPH Slider vs. Masyn Winn)	5/31 vs. MEM

THE LAST TIME OMAHA...

THREW A PERFECT GAME	
THREW A 9-INNING NO-HITTER	6/20/1988 vs. Columbus (Luis Aquino, 2-0 win)
THREW A 7-INNING NO-HITTER	7/13/1990 @ Iowa [G1] (Gene Walter, 3-0 win)
THREW A COMBINED NO-HITTER	4/17/1997 vs. Oklahoma City (Jim Converse and Allen McMill, 2-0 win)
THREW A COMBINED 1-HITTER (9 Innings)	8/26/2019 vs. Nashville (5-0 Win) Pitchers: Arnaldo Hernandez (8.0 IP), Gabe Speier (1.0 IP)
THREW A COMBINED 1-HITTER (7 Innings)	
THREW A COMBINED 2-HITTER (9 Innings)	7/18/2023 vs. St. Paul (1-0 Win) Pitchers: Anthony Veneziano (5.0 IP), James McArthur (2.2 IP) & Walter Pennington (1.1 IP)
THREW A COMBINED 2-HITTER (7 Innings)	
GOT NO-HIT (9 INNINGS)	June 7, 2017 vs. Nashville (4-0 Loss) Pitchers: Chris Smith, Sean Doolittle, Tucker Healy and Simon Castro,
GOT NO-HIT (LESS THAN 9 INNINGS)	6/29/2008 vs. Oklahoma [G1] (Dustin Nippert, 2-0 loss)
GOT 1-HIT	8/15/2021 vs. Iowa (10-0 Loss)
GOT 2-HIT	5/20/2023 vs. Toledo (4-1 Loss)
THREW A COMBINED 9-INNING SHUTOUT	7/18/2023 vs. St. Paul (1-0 Win) Pitchers: Anthony Veneziano (5.0 IP), James McArthur (2.2 IP) & Walter Pennington (1.1 IP)
THREW SHUTOUTS IN 3 STRAIGHT GAMES	8/7/2018 vs. Salt Lake and 8/9 and 8/10/2018 @ Round Rock (5-0, 9-0, 2-0)
THREW BACK-TO-BACK SHUTOUTS	8/9 and 8/10/2018 @ Round Rock (9-0 Win & 2-0 Win)
GOT SHUT OUT (9 INNINGS)	4/26/2023 @ Nashville (5-0 Loss)
GOT SHUT OUT IN BACK-TO-BACK GAMES	7/23 and 7/24/2022 vs. Iowa (10-0 Loss, 7-0 Loss)
GOT SHUT OUT IN 3 STRAIGHT GAMES	N/A (Since 2005)
GOT SHUT OUT (LESS THAN 9 INNINGS)	5/28, 2022 @ Louisville [G2] (3-0 Loss)
HAD A 11-GAME WINNING STREAK	June 6 to June 18, 2023
HAD A 10-GAME WINNING STREAK	June 5 to June 16, 2012
HAD A 9-GAME WINNING STREAK	May 22 to June 1, 2021
HAD A 8-GAME WINNING STREAK	May 23 to May 30, 2010
HAD A 7-GAME WINNING STREAK	July 21 to July 26, 2015
HAD A 6-GAME WINNING STREAK	August 25 to August 31, 2021
HAD A 11-GAME LOSING STREAK	August 1 to August 12, 2023
HAD A 10-GAME LOSING STREAK	August 6 to August 16, 2006
HAD A 9-GAME LOSING STREAK	April 28 to May 5, 2003
HAD A 8-GAME LOSING STREAK	June 6 to June 14, 2016
HAD A 7-GAME LOSING STREAK	April 20 to April 28, 2019
HAD A 6-GAME LOSING STREAK	May 4 to May 9, 2018
STRUCK OUT 19+ OPPOSING HITTERS	5/6/2021 vs. St. Paul (19)
STRUCK OUT 17+ OPPOSING HITTERS	5/6/2021 vs. St. Paul (19)
STRUCK OUT 15+ OPPOSING HITTERS	5/11/2023 @ Scranton/Wilkes-Barre (15)
STRUCK OUT 10+ OPPOSING HITTERS	8/11/2023 vs. Iowa (13)
SCORED 20+ RUNS IN ONE GAME	7/4/2022 vs. Toledo (20)
SCORED 15+ RUNS IN ONE GAME	6/8/2023 @ Indianapolis (15)
SCORED 10+ RUNS IN ONE GAME	7/3/2023 vs. Iowa, G1 (11)
ALLOWED 20+ RUNS IN ONE GAME	8/9/2023 vs. Iowa (20)
ALLOWED 15+ RUNS IN ONE GAME	8/9/2023 vs. Iowa (20)
ALLOWED 10+ RUNS IN ONE GAME	8/9/2023 vs. Iowa (20)
HAD 25+ HITS IN ONE GAME	7/4/2022 vs. Toledo (27)
HAD 24+ HITS IN ONE GAME	7/4/2022 vs. Toledo (27)
HAD 20+ HITS IN ONE GAME	7/4/2022 vs. Toledo (27)
HAD 15+ HITS IN ONE GAME	7/3/2023 vs. Iowa, G1 (16)
HAD 10+ HITS IN ONE GAME	8/11/2023 vs. Iowa (10)
ALLOWED 22+ HITS IN ONE GAME	8/2/2019 @ Reno (23)
ALLOWED 20+ HITS IN ONE GAME	8/2/2019 @ Reno (23)
ALLOWED 15+ HITS IN ONE GAME	8/9/2023 vs. Iowa (17)
ALLOWED 10+ HITS IN ONE GAME	8/11/2023 vs. Iowa (13)
WALKED 14+ TIMES IN ONE GAME	4/14/2022 vs. Louisville (14)
WALKED 10+ TIMES IN ONE GAME	7/26/2023 @ Columbus (10)
WALKED 8+ TIMES IN ONE GAME	8/11/2023 vs. Iowa (8)
ALLOWED 13+ WALKS IN ONE GAME	5/8/2007 vs. Sacramento (13)
ALLOWED 10+ WALKS IN ONE GAME	8/9/2023 vs. Iowa (11)
ALLOWED 8+ WALKS IN ONE GAME	8/9/2023 vs. Iowa (11)
HIT 9+ HOME RUNS IN A GAME	7/3/2022 vs. Toledo (9)
HIT 7+ HOME RUNS IN A GAME	7/3/2022 vs. Toledo (9)
HIT 5+ HOME RUNS IN A GAME	7/30/2023 @ Columbus (5)
HIT 3+ HOME RUNS IN A GAME	7/30/2023 @ Columbus (5)
ALLOWED 7+ HOME RUNS IN A GAME	8/9/2023 vs. Iowa (7)
ALLOWED 5+ HOME RUNS IN A GAME	8/9/2023 vs. Iowa (7)
ALLOWED 3+ HOME RUNS IN A GAME	8/9/2023 vs. Iowa (7)
HAD 2 PLAYERS HIT 2 HOME RUNS IN A GAME	Nate Eaton & Roman Quinn, 7/4/2022 vs. Toledo (20-6 win)
HIT BACK-TO-BACK HOME RUNS	4/5/2023 vs. Toledo, 6th inning (7-5 loss) Tyler Gentry (3-run) & Logan Porter (solo)
HIT 3 STRAIGHT HOME RUNS	5/21/2021 @ Iowa, 9th Inning (9-8 loss) Anderson Miller (2-run), Sebastian Rivero (solo), Gabriel Cancel (solo)
SCORED 10+ RUNS IN AN INNING	10 Runs, 5th Inning - 6/8/2023 @ Indianapolis (15-7 win)
SCORED 7+ RUNS IN AN INNING	7 Runs, 4th Inning - 6/17/2023 vs. Columbus (13-4 win)
SCORED 5+ RUNS IN AN INNING	5 Runs, 5th Inning - 7/30/2023 @ Columbus (7-5 win)
SCORED 5+ RUNS IN AN EXTRA INNING	6 Runs, 11th Inning - 8/3/2021 @ Columbus (11-7 win)
ALLOWED 10+ RUNS IN AN INNING	10 Runs, 6th Inning - 7/16/2012 vs. Oklahoma City (16-5 loss)
ALLOWED 7+ RUNS IN AN INNING	8 Runs, 7th Inning - 8/10/2023 vs. Iowa (10-3 loss)
ALLOWED 5+ RUNS IN AN INNING	5 Runs, 7th Inning - 8/11/2023 vs. Iowa (9-4 loss)
ALLOWED 5+ RUNS IN AN EXTRA INNING	6 Runs, 12th Inning - 7/7/2017 vs. Colorado Springs (8-4 loss)
WON A GAME BY 15+ RUNS	14 Runs - 7/4/2023 vs. Toledo (20-6 win)
WON A GAME BY 10+ RUNS	10 Runs - 7/3/2023 vs. Iowa, G1 (11-1 win)
LOST A GAME BY 10+ RUNS	19 Runs - 8/9/2023 vs. Iowa (20-1 loss)
LOST A GAME BY 10+ RUNS	19 Runs - 8/9/2023 vs. Iowa (20-1 loss)
SCORED 12+ RUNS IN CONSECUTIVE GAMES	9/25/2021 and 9/26/2021 vs. Indianapolis (12-3 Win & 17-12 loss)
SCORED 10+ RUNS IN CONSECUTIVE GAMES	6/26/2022 vs. Columbus & 6/28/2022 @ St. Paul (17-4 Win, 11-2 win)
SCORED JUST ONE RUN WITHOUT AN RBI	5/4/2019 vs. Iowa (6-1 loss)
SCORED MULTIPLE RUNS WITHOUT AN RBI	4/30/2018 @ Iowa (10-3 loss)
SCORED MORE RUNS THAT RECORDED HITS	6/14/2023 vs. Columbus (6-1 win, 6 runs on 5 hits)
TURNED 6 DOUBLE PLAYS IN ONE GAME	8/25/08 vs. New Orleans
TURNED 5 DOUBLE PLAYS IN ONE GAME	4/1/2023 @ Indianapolis
TURNED 4 DOUBLE PLAYS IN ONE GAME	5/9/2023 @ Scranton/Wilkes-Barre
TURNED 3+ DOUBLE PLAYS IN ONE GAME	6/16/2023 vs. Columbus (3)
TURNED A TRIPLE PLAY	5/13/2023 @ Scranton/WB, 5th Inning (8-6 loss) 6-4-3 Fielders: Angelo Castellano to Samad Taylor to CJ Alexander to Nick Loftin Batter: Ben Rortvedt
HIT INTO A TRIPLE PLAY	7/9/2023 @ Gwinnett, Adeiny Hechavarria, 7th Inning (8-1 loss) 5-4-3 Fielders: Daniel Robertson to Vaughn Grissom to Joe Dunand
COMMITTED 6 ERRORS	5/10/2012 @ Sacramento
COMMITTED 5 ERRORS	4/16/2006 @ Memphis
COMMITTED 4 ERRORS	6/29/2022 @ St. Paul
COMMITTED 3+ ERRORS	8/3/2023 @ Louisville (3)
EVERY STORM CHASER IN THE STARTING LINEUP HAD A HIT	6/29/2023 vs. Iowa
EVERY STORM CHASER IN THE STARTING LINEUP SCORED A RUN	6/17/2023 vs. Columbus
EVERY STORM CHASER IN THE STARTING LINEUP HAD A HIT AND SCORED A RUN	
LINEUP BATTED AROUND TWICE IN ONE GAME	3rd and 4th Innings - 6/17/2023 vs. Columbus
WON ON THE LAST AT-BAT OF THE GAME (WALK-OFF WIN)	7/21/2023 vs. St. Paul (5-4 Win, 9 innings)
LOST ON THE LAST AT-BAT OF THE GAME (WALK-OFF LOSS)	8/6/2023 @ Louisville (5-4 Loss, 9 innings)
PLAYED BACK-TO-BACK EXTRA-INNING GAMES	7/2 and 7/3/2019 @ Round Rock (7-6 Loss & 9-8 Loss, both 10 innings)
WON BOTH GAMES OF A DOUBLEHEADER	8/22/2022 vs. Scranton/Wilkes-Barre (9-4 Win & 12-10 Win)
PITCHED SHUTOUTS IN BOTH GAMES OF A DOUBLEHEADER	N/A (Since 2005)
LOST BOTH GAMES OF A DOUBLEHEADER	8/29/2018 vs. Colorado Springs (3-2 Loss & 7-0 Loss)
SHUT OUT IN BOTH GAMES OF A DOUBLEHEADER	6/2/2013 vs. Memphis (7-0 Loss, 5-0 Loss)
OPPOSING HITTER HAD A 3-HOMER GAME	Christian Encarnacion-Strand, 5/4/2023 vs. Louisville
OPPOSING HITTER HIT FOR THE A CYCLE	Matt McClain, 5/4/2023 vs. Louisville

THE LAST TIME AN OMAHA HITTER...

HAD 6 HITS IN ONE GAME	Matt Diaz, 7/27/2005 @ Portland
HAD 5 HITS IN ONE GAME	Dairon Blanco, 9/15/2022 @ Columbus
HAD 4 HITS IN ONE GAME	Tyler Gentry, 7/29/2023 @ Columbus
HAD 3 HITS IN ONE GAME	Tyler Gentry, 6/8/2023 @ Louisville
HIT 3 HOME RUNS IN ONE GAME	Ryan McBroom, 6/13/2021 @ St. Paul
HIT 2 HOME RUNS IN ONE GAME	Brewer Hicklen, 7/14/2023 vs. Indianapolis
HIT 2 TRIPLES IN ONE GAME	Angel Franco, 5/6/2016 @ Iowa
HIT 4 DOUBLES IN ONE GAME	Jordan Parraz, 5/18/2010 @ Las Vegas
HIT 3 DOUBLES IN ONE GAME	Dairon Blanco, 9/15/2022 @ Columbus
HIT 2 DOUBLES IN ONE GAME	Nick Loftin, 7/27/2023 @ Columbus
HIT 2 SACRIFICE FLIES IN ONE GAME	Samad Taylor, 4/30/2023 @ Nashville
HIT A GRAND SLAM	Adeiny Hechavarria, 6/22/2023 @ Rochester
HIT AN INSIDE-THE-PARK HOME RUN	John Rave, 6/18/2023 vs. Columbus
LED OFF A HOME GAME WITH A HOME RUN	Nate Eaton, 6/17/2023 vs. Columbus
LED OFF A ROAD GAME WITH A HOME RUN	Drew Waters, 8/16/2022 @ Louisville
HIT A PINCH-HIT HOME RUN	Elier Hernandez, 5/22/2019 vs. Iowa
HIT A WALK-OFF HOME RUN	Nate Eaton, 5/31/2022 vs. Indianapolis
HIT A WALK-OFF GRAND SLAM	Jimmy Goveas, 5/7/2022 vs. Columbus
HIT A WALK-OFF PINCH-HIT HOME RUN	Chad Santos, 8/23/2005 vs. New Orleans
HIT FOR THE CYCLE	Jimmy Paredes, 5/12/2014 vs. New Orleans
HAD 11 RBI IN ONE GAME	Mike Moustakas, 8/30/2010 vs. Round Rock
HAD 9 RBI IN ONE GAME	Brett Eibner, 4/9/2014 vs. Memphis
HAD 8 RBI IN ONE GAME	Jimmy Paredes, 5/12/2014 vs. New Orleans
HAD 7 RBI IN ONE GAME	Brett Hayes, 4/14/2013 vs. Nashville
HAD 6 RBI IN ONE GAME	Freddy Fermin, 4/8/2023 vs. Toledo
HAD 5 RBI IN ONE GAME	Tyler Gentry, 6/8/2023 @ Indianapolis
HAD 4 RBI IN ONE GAME	Adeiny Hechavarria, 6/22/2023 @ Rochester
SCORED 5 RUNS IN ONE GAME	Brett Eibner, 5/12/2014 vs. New Orleans
SCORED 4 RUNS IN ONE GAME	Maikel Garcia, 9/15/2022 @ Columbus
SCORED 3 RUNS IN ONE GAME	Tyler Gentry, 7/29/2023 @ Columbus
WALKED 4 TIMES IN ONE GAME	Samad Taylor, 7/26/2023 @ Columbus
WALKED 3 TIMES IN ONE GAME	Samad Taylor, 7/7/2023 @ Gwinnett
STOLE 4 BASES IN ONE GAME	Samad Taylor, 7/5/2023 @ Gwinnett
STOLE 3 BASES IN ONE GAME	Dairon Blanco, 6/10/2023 @ Indianapolis
STOLE 2 BASES IN ONE GAME	Samad Taylor, 7/21/2023 vs. St. Paul
STRUCK OUT 5 TIMES IN ONE GAME	Drew Waters, 8/10/2022 @ Toledo
STRUCK OUT 4 TIMES IN ONE GAME	John Rave, 8/11/2023 vs. Iowa
STRUCK OUT 3 TIMES IN ONE GAME	CJ Alexander, 8/11/2023 vs. Iowa
REACHED BASE 6 TIMES IN ONE GAME	Nicky Lopez, 7/27/2018 @ Fresno
REACHED BASE 5 TIMES IN ONE GAME	Tyler Gentry, 7/29/2023 @ Columbus
REACHED BASE 4 TIMES IN ONE GAME	John Rave, 7/28/2023 @ Columbus
REACHED BASE IN EVERY TRIP TO THE PLATE (6 PA)	Brett Eibner, 4/9/2014 vs. Memphis
REACHED BASE IN EVERY TRIP TO THE PLATE (5 PA)	Tyler Gentry, 7/29/2023 @ Columbus
REACHED BASE IN EVERY TRIP TO THE PLATE (4 PA)	John Rave, 7/28/2023 @ Columbus
REACHED BASE IN EVERY TRIP TO THE PLATE (3 PA)	Angelo Castellano, 8/2/2023 @ Louisville
HAD 2 HOME RUNS IN THE SAME INNING	Brett Eibner, 5th Inning, 5/12/2015 vs. Memphis
HAD 2 DOUBLES IN THE SAME INNING	Clay Duncan, 6th Inning, 6/26/2022 vs. Columbus
HAD 2 HITS IN THE SAME INNING	Angelo Castellano, 3rd Inning, 7/2/2023 vs. Iowa [G1]
HAD 2 WALKS IN THE SAME INNING	Samad Taylor, 5th Inning, 6/8/2023 @ Indianapolis
REACHED 2 TIMES IN THE SAME INNING	Angelo Castellano, 3rd Inning, 7/2/2023 vs. Iowa [G1]
SCORED 2 RUNS IN THE SAME INNING	Dairon Blanco & Samad Taylor, 5th Inning, 6/8/2023 @ Indianapolis
HIT HOME RUNS IN 6 STRAIGHT GAMES	Steve Sisco, June 13 to June 21, 1998
HIT HOME RUNS IN 5 STRAIGHT GAMES	Cory Aldridge, July 27 to August 8, 2009
HIT HOME RUNS IN 4 STRAIGHT GAMES	Nick Pratto, August 19 to August 22, 2021
HIT HOME RUNS IN 3 STRAIGHT GAMES	Brent Rooker, September 23 to September 26, 2022
HIT HOME RUNS IN BACK-TO-BACK GAMES	Adeiny Hechavarria, August 8 and 9, 2023
HIT HOME RUNS IN BOTH GAMES OF A DOUBLEHEADER	Nick Pratto, 4/7/2022 @ Indianapolis
HIT HOME RUNS FROM BOTH SIDES OF THE PLATE, GAME	Tim Raines Jr., 8/20/2009 @ Tacoma
HIT HOME RUN IN FIRST OMAHA AT-BAT	Jakson Reetz, 8/28/2022 vs. Scranton/WB [G1]
HAD 2+ HITS IN 7 STRAIGHT GAMES	Johnny Giavotella, August 3 to August 14, 2014
HAD 2+ HITS IN 6 STRAIGHT GAMES	Dairon Blanco, September 10 to September 17, 2022
HAD 2+ HITS IN 5 STRAIGHT GAMES	MJ Melendez, September 25 to October 2, 2021
HAD A 20+ GAME HITTING STREAK	Frank Schwindel, 20 Games: July 22 to August 13, 2018
HAD A 18+ GAME HITTING STREAK	Frank Schwindel, 20 Games: July 22 to August 13, 2018
HAD A 16+ GAME HITTING STREAK	Frank Schwindel, 20 Games: July 22 to August 13, 2018
HAD A 14+ GAME HITTING STREAK	Dairon Blanco, 15 Games: May 15 to July 10, 2022
HAD A 12+ GAME HITTING STREAK	Nick Loftin, 12 Games: May 16 to May 30, 2023
HAD A 40+ GAME REACHED BASE STREAK	Shane Costa, 46 Games: April 14 to August 8, 2007
HAD A 35 to 39 GAME REACHED BASE STREAK	Alex Gordon, 39 Games: May 9 to June 19, 2010
HAD A 30 to 34 GAME REACHED BASE STREAK	Logan Porter, 30 Games: May 25 to July 5, 2023
HAD A 25 to 29 GAME REACHED BASE STREAK	Kelvin Gutierrez, 25 Games: April 5 to June 16, 2019
HAD A 20 to 24 GAME REACHED BASE STREAK	John Rave, 20 Games: June 13 to July 9, 2023
THE LAST TIME AN OMAHA PITCHER...	
THREW A 1-HITTER (9 Innings)	Luis Mendoza, 7/18/2011 @ Memphis
THREW A 1-HITTER (7 Innings)	
THREW A 2-HITTER (9 Innings)	Jeff Suppan, 6/21/2011 @ Nashville
THREW A 2-HITTER (7 Innings)	Arnaldo Hernandez, 7/21/2018 vs. Round Rock [G1]
THREW A 9-INNING COMPLETE GAME SHUTOUT	Luis Mendoza, 7/18/2011 @ Memphis
THREW A 7-INNING COMPLETE GAME SHUTOUT	Jake Kalish, 7/2/2018 vs. Nashville [G1]
THREW A 5-INNING COMPLETE GAME SHUTOUT	Anthony Lerew, 8/31/2010 vs. Round Rock
THREW A 9-INNING COMPLETE GAME	Arnaldo Hernandez, 8/15/2018 vs. Oklahoma City
THREW AN 8-INNING COMPLETE GAME	John Lannan, 6/16/2016 @ Oklahoma City
THREW A 7-INNING COMPLETE GAME	Austin Cox, 8/28/2022 vs. Scranton/WB [G1]
THREW A 6-INNING COMPLETE GAME	Matt Wright, 8/8/2008 @ Nashville [G2]
THREW A 5-INNING COMPLETE GAME	Trevor Oaks, 8/6/2018 vs. Salt Lake
STRUCK OUT 12 IN A GAME	Jakob Junis, 5/26/2017 @ Nashville
STRUCK OUT 11 IN A GAME	John Lamb, 7/9/2014 vs. Iowa
STRUCK OUT 10 IN A GAME	Anthony Veneziano, 8/10/2023 vs. Iowa
WALKED 7 IN A GAME	Josh Staumont, 5/24/2017 @ Nashville
WALKED 6 IN A GAME	Drew Parrish, 6/22/2022 vs. Columbus
WALKED 5 IN A GAME	Drew Parrish, 8/3/2023 @ Louisville
ALLOWED 6 HOME RUNS IN A GAME	Matt Wright, 8/18/2007 vs. Albuquerque
ALLOWED 5 HOME RUNS IN A GAME	Austin Cox, 5/31/2023 vs. Memphis
ALLOWED 4 HOME RUNS IN A GAME	Drew Parrish, 8/9/2023 vs. Iowa
ALLOWED 3 HOME RUNS IN A GAME	Max Castillo, 7/28/2023 @ Columbus
ALLOWED 2+ HOME RUNS IN A GAME	Jonah Dipoto, 8/11/2023 vs. Iowa
THREW 120+ PITCHES IN A GAME	Brett Tomko, 5/8/2014 @ Round Rock (127)
THREW 115+ PITCHES IN A GAME	Luke Farrell, 6/8/2017 vs. Nashville (116)
THREW 110+ PITCHES IN A GAME	Christian Binford, 9/3/2017 vs. Iowa (110)
THREW 100+ PITCHES IN A GAME	Anthony Veneziano, 8/10/2023 vs. Iowa (104)
THREW 95+ PITCHES IN A GAME	Jonathan Bowlan, 8/11/2023 vs. Iowa (97)
THREW 90+ PITCHES IN A GAME	Jonathan Bowlan, 8/11/2023 vs. Iowa (97)
THREW A QUALITY START	Anthony Veneziano, 8/10/2023 vs. Iowa
WON HIS OMAHA DEBUT	Jonathan Bowlan, 6/22/2023 @ Rochester
THREW AN IMMACULATE INNING	Anthony Swarzak, 6/3/2021 vs. Iowa

AFTER-INNING RECORDS

	LEADING	TRAILING	TIED
AFTER 1 INNING	19 - 9	11 - 18	20 - 32
AFTER 2 INNINGS	31 - 12	12 - 27	8 - 19
AFTER 3 INNINGS	31 - 15	8 - 30	11 - 14
AFTER 4 INNINGS	36 - 16	8 - 34	6 - 9
AFTER 5 INNINGS	36 - 15	9 - 38	5 - 7
AFTER 6 INNINGS	36 - 12	8 - 44	6 - 3
AFTER 7 INNINGS	38 - 8	6 - 45	5 - 5
AFTER 8 INNINGS	41 - 4	3 - 46	5 - 6

STORM CHASERS BIG INNINGS

DATE	INNING	RUNS
1. June 8 @ Indianapolis	Top 5th	10
2. June 17 vs. Columbus	Bottom 4th	7
May 17 vs. Toledo	Bottom 1st	7
April 2 @ Indianapolis	Top 8th	7
5. July 2 vs. Iowa [G1]	Bottom 3rd	6
June 2 vs. Memphis	Bottom 5th	6
May 18 vs Toledo	Bottom 8th	6
April 8 vs. Toledo	Bottom 3rd	6

SCORE BY INNINGS

	1	2	3	4	5	6	7	8	9	10	11+	TOTAL
Omaha	64	55	73	59	80	62	62	60	58	1	1	575
Opponents	67	66	63	58	83	106	73	67	58	2	0	643
Difference	-3	-11	10	1	-3	-44	-11	-7	0	-1	1	-68

SCORE BY INNINGS V. TOLEDO	1	2	3	4	5	6	7	8	9	10	11+	TOTAL
Omaha	11	8	13	12	7	13	10	10	4	0	0	88
Toledo	4	12	6	8	6	13	8	13	3	0	0	73
vs. Toledo Difference	7	-4	7	4	1	0	2	-3	1	0	0	15

MULTI-RUN INNINGS

	2	3	4	5	6	7	8	9	10+	TOTAL
Storm Chasers	75	38	19	4	4	3	-	-	1	144
Opponents	75	36	18	8	6	3	4	1	-	151

RECORD BY RUNS SCORED/ALLOWED

RUNS	0	1	2	3	4	5	6	7	8	9	10	11	12	13+
SCORED	0 - 1	1 - 8	1 - 14	2 - 9	5 - 10	4 - 7	8 - 8	6 - 1	7 - 0	5 - 0	3 - 1	3 - 0	1 - 0	4 - 0
ALLOWED	2 - 0	9 - 0	8 - 0	8 - 3	7 - 6	4 - 6	5 - 9	2 - 5	3 - 8	2 - 9	0 - 4	0 - 2	0 - 2	0 - 5

RECORD BY MARGIN OF VICTORY/DEFEAT

1 Run	2 Runs	3 Runs	4 Runs	5 Runs	6 Runs	7 Runs	8 Runs	9 Runs	10+ Runs
9 - 16	11 - 5	6 - 9	9 - 5	7 - 6	1 - 5	0 - 6	3 - 2	2 - 1	2 - 4

2023 STORM CHASERS MONTH BY MONTH

HITTING

MONTH	AVG	G	AB	R	H	TB	2B	3B	HR	RBI	BB	IBB	SO	SB	CS	OBP	SLG	OPS	SAC	SF	HBP	GIDP	LOB
MARCH	.300	1	40	8	12	16	2	1	0	8	9	0	12	5	0	.429	.400	.829	0	0	0	0	14
APRIL	.250	24	799	124	200	352	49	2	33	118	99	0	204	38	8	.337	.441	.778	1	11	11	24	156
MAY	.269	26	885	148	238	386	53	7	27	131	120	0	218	58	13	.366	.436	.802	1	6	19	28	198
JUNE	.281	24	804	152	226	362	55	3	25	142	125	2	216	45	7	.380	.450	.830	7	15	13	20	184
JULY	.256	23	757	113	194	335	42	6	29	106	102	2	175	22	9	.347	.443	.790	0	8	8	11	166
AUGUST	.191	11	351	30	67	115	8	2	12	28	49	0	98	10	3	.295	.328	.623	0	1	3	11	77
SEPTEMBER																							
TOTAL	.258	109	3636	575	937	1566	209	21	126	533	504	4	923	178	40	.353	.431	.784	9	41	54	94	795

PITCHING

MONTH	W	L	ERA	G	GS	CG	SHO	GF	HLD	SV	SVO	IP	H	R	ER	HR	HB	BB	SO	WP	BK	WHIP	AVG
MARCH	1	0	6.00	1	1	0	0	1	0	1	1	9.0	11	6	6	1	1	2	7	0	1	1.44	.297
APRIL	9	15	5.65	24	24	0	0	24	11	3	7	212.0	238	149	133	30	17	104	198	16	2	1.61	.284
MAY	12	14	5.61	26	26	0	1	26	17	6	12	229.1	247	162	143	46	15	126	235	13	1	1.63	.278
JUNE	17	7	4.35	24	24	0	0	24	17	6	11	215.1	187	109	104	26	7	127	219	13	1	1.46	.232
JULY	11	12	5.41	23	23	0	1	23	5	5	8	198.0	182	126	119	32	12	112	203	11	1	1.48	.245
AUGUST	0	11	8.01	11	11	0	0	11	3	0	4	94.1	112	91	84	20	9	70	100	3	0	1.93	.292
SEPTEMBER																							
TOTAL	50	59	5.53	109	109	0	2	109	53	21	43	958.0	977	643	589	155	61	541	962	56	6	1.58	.264

2023 WALK-OFF TRACKER (3 FOR, 10 AGAINST)

GAME #	DATE	OPPONENT	FINAL (INN.)	PLAYER	WINNING RUN	PITCHER	HOW	OUTS	COUNT
23	April 28	@ Nashville	L, 4-3 (9)	Brian Navarreto	Skye Bolt	Josh Dye	Throwing error by 3B Maikel Garcia	2	1-0
24	April 29	@ Nashville	L, 6-5 (10)	Keston Hiura	Eddy Alvarez	Evan Sisk	Infield single to SS Angelo Castellano	1	2-1
33	May 10	@ Scranton/WB	L, 4-3 (9)	Michael Hermosillo	Michael Hermosillo	Dylan Coleman	Solo home run to LF	0	2-1
36	May 13	@ Scranton/WB	L, 8-6 (9)	Ben Rortvedt	Estevan Florial	Brooks Kriske	3-run home run to RCF	1	2-2
45	May 24	@ St. Paul	L, 6-5 (9)	Jose Miranda	Andrew Stevenson	Brooks Kriske	RBI single to LF	0	1-1
53	June 2	vs. Memphis	W, 10-9 (10)	Dairon Blanco	Brewer Hicklen	Jake Walsh	Sacrifice fly to RF	1	2-2
71	June 24	@ Rochester	L, 3-2 (9)	Richie Martin	Christian Chamberlain	Wild Pitch		1	1-0
80	July 5	@ Gwinnett	L, 8-7 (10)	Luke Williams	Braden Shewmake	Brooks Kriske	RBI single to LF	0	2-1
87	July 18	vs. St. Paul	W, 1-0 (9)	CJ Alexander	Nick Loftin	Josh Winder	RBI single to LCF	2	1-1
90	July 21	vs. St. Paul	W, 5-4 (9)	Logan Porter	Samad Taylor	Josh Winder	2-RBI double to LCF	1	0-1
99	August 1	@ Louisville	L, 3-2 (9)	Alejo Lopez	Michael Siani	Will Klein	RBI double to CF	2	1-1
100	August 2	@ Louisville	L, 5-4 (9)	Nick Martini	Chuckie Robinson	Christian Chamberlain	Bases loaded hit by pitch	2	2-1
104	August 6	@ Louisville	L, 5-4 (9)	Jhonny Pereda	Jose Barrero	Will Klein	RBI single to RF	0	1-1

Bold Indicates Omaha Walk-Off Win

2023 STORM CHASERS EJECTIONS (5)

DATE	INNING	WHO (POSITION) / # IN 2023	WHY	UMPIRE (POSITION)
1. April 21 vs. Gwinnett	▼ 6	Mike Jirschele (Manager) / 1st	Balls/Strikes	Takahito Matsuda (Home Plate)
2. April 21 vs. Gwinnett	▲ 7	Dane Johnson (Pitching Coach) / 1st	Balk	Takahito Matsuda (Home Plate)
3. April 21 vs. Gwinnett	▼ 8	CJ Alexander (Designated Hitter) / 1st	Balls/Strikes	Takahito Matsuda (Home Plate)
4. May 11 @ Scranton/WB	▼ 9	Mike Jirschele (Manager) / 2nd	Hit By Pitch	Robert Nunez (Home Plate)
5. June 20 @ Rochester	▼ 6	Mike Jirschele (Manager) / 3rd	Fair/Foul on Home Run	Steven Jaschinski (Home Plate)

HOME RUN BREAKDOWN

						OUTS			RUNNERS ON				TIED GO		DIRECTION					BESTS		LAST HOME RUN					
PLAYER	2023 TOTAL	HOME	ROAD	RHP	LHP	0	1	2	0	1	2	3	TIED GAME	GO AHEAD	LF	LCF	CF	RCF	RF	FT	MPH	DATE	OPPONENT	PITCHER	KIND	INN	PA SINCE
28 Tyler Gentry	13	6	7	8	5	5	2	6	6	3	4	-	2	5	6	4	2	1	-	471	106.5	8/12	vs. Iowa	T. Duffey	Solo	▼ 3	2
13 Nick Loftin	12	5	7	8	4	5	3	4	6	3	3	-	2	3	6	3	3	-	-	433	105.6	8/12	vs. Iowa	T. Duffey	Solo	▼ 3	2
19 CJ Alexander	12	5	7	12	-	7	2	3	8	3	1	-	2	3	1	-	2	4	5	422	109.9	8/4	@ Louisville	R. Nutof	Solo	▲ 7	13
24 Nate Eaton	11	8	3	7	4	5	3	3	8	3	-	-	-	4	4	3	4	-	-	422	107.3	8/11	vs. Iowa	B. Horn	Solo	▼ 8	1
14 Logan Porter	10	6	4	3	7	6	3	1	8	2	-	-	-	1	7	2	-	1	-	417	106.6	7/15	vs. Indianapolis	J. Hernandez	2-Run	▼ 3	84
18 Brewer Hicklen	8	5	3	6	2	3	2	3	4	3	1	-	-	2	3	3	1	1	-	443	109.5	7/30	@ Columbus	P. Battenfield	Solo	▲ 2	16
17 Angelo Castellano	7	6	1	6	1	1	2	4	2	5	-	-	1	2	6	1	-	-	-	401	102.8	7/28	@ Columbus	T. Ponticelli	2-Run	▲ 6	39
Adeiny Hechavarria	6	4	2	6	-	3	1	2	3	1	1	1	1	2	-	2	2	1	1	433	103.4	8/9	vs. Iowa	K. Thompson	Solo	▼ 8	8
Samad Taylor	6	3	3	2	4	3	1	2	3	2	1	-	-	2	1	1	2	2	-	422	104.5	6/14	vs. Columbus	G. Williams	Solo	▼ 7	62
Freddy Fermin	5	2	3	3	2	1	2	2	1	2	1	1	-	-	2	-	2	1	-	428	105.9	4/30	@ Nashville	R. Gasser	Solo	▲ 5	2
7 John Rave	4	2	2	-	4	1	-	3	3	-	1	-	-	1	1	1	-	2	-	406	101.9	7/28	@ Columbus	R. Labaut	Solo	▲ 6	40
Tucker Bradley	4	3	1	3	1	2	-	2	1	3	-	-	-	1	-	1	-	1	2	392	106.3	7/14	vs. Indianapolis	K. Emanuel	Solo	▼ 5	51
Johan Camargo	4	2	2	4	-	2	1	1	3	1	-	-	-	3	1	-	1	2	-	426	107.6	6/14	vs. Columbus	G. Williams	Solo	▼ 4	2
Jakson Reetz	4	3	1	1	3	1	2	1	2	1	-	1	-	2	4	-	-	-	-	426	104.4	5/21	vs. Toledo	B. Bristo	Solo	▼ 7	36
Jermaine Palacios	3	2	1	2	1	2	-	1	1	2	-	-	-	1	2	1	-	-	-	409	101.9	7/20	vs. St. Paul	R. Henriquez	Solo	▼ 5	5
Dairon Blanco	3	-	3	3	-	1	1	1	3	-	-	-	-	1	1	1	1	-	-	455	105.2	5/23	@ St. Paul	S.Woods Richardson	Solo	▲ 4	75
6 Clay Dungan	2	1	1	2	-	2	-	-	2	-	-	-	1	-	-	-	-	1	1	399	107.5	8/12	vs. Iowa	T. Duffey	Solo	▲ 1	3
60 José Briceno	2	1	1	2	-	-	1	1	2	-	-	-	1	-	2	-	-	-	-	397	98.0	8/10	vs. Iowa	C. Clarke	Solo	▲ 4	1
Kyle Isbel	2	1	1	2	-	1	1	-	2	-	-	-	-	2	-	-	1	-	1	406	104.3	6/23	@ Rochester	J. Adon	Solo	▼ 6	11
Drew Waters	2	2	-	2	-	1	1	-	1	1	-	-	-	1	-	1	-	1	-	408	108.7	5/21	vs. Toledo	A. Goudeau	2-Run	▼ 1	12
Nick Pratto	2	2	-	1	1	1	-	1	1	1	-	-	1	1	-	-	1	-	1	399	100.2	4/22	@ Scranton/WB	D. Dodd	2-Run	▼ 6	19
34 Devin Mann	1	1	-	1	-	-	-	1	1	-	-	-	1	-	1	-	-	-	-	386	103.8	8/8	vs. Iowa	N. Neidert	Solo	▲ 3	14
Matt Beaty	1	-	1	1	-	-	1	-	1	-	-	-	-	1	-	-	-	1	-	376	101.2	7/30	@ Columbus	P. Battenfield	Solo	▲ 1	3
Franmil Reyes	1	1	-	1	-	-	1	-	1	-	1	-	-	-	-	1	-	-	-	389	100.8	5/7	vs. Louisville	A. Abbott	2-Run	▼ 5	1
Maikel Garcia	1	1	-	1	-	-	1	-	1	-	-	-	-	1	-	-	-	-	1	349	94.3	4/4	vs. Toledo	A. Faedo	Solo	▼ 1	94
	126	72	54	86	40	53	30	43	73	37	13	3	12	39	48	25	22	19	12								

INNING DISTRIBUTION

1st Inning	2nd Inning	3rd Inning	4th Inning	5th Inning	6th Inning	7th Inning	8th Inning	9th Inning	10th Inning	11th Inning
14	16	18	19	15	14	12	9	6	-	-

NOTABLE STORM CHASERS HOME RUNS

BACK-TO-BACK HOMERS (1)		2-HOMER GAMES (5)		3-HOMER GAMES (0)		GRAND SLAMS (3)	
PLAYERS	DATE/OPPONENT (INN.)	PLAYER (CAREER NO.)	DATE/OPPONENT	PLAYER (CAREER NO.)	DATE/OPPONENT	PLAYER (CAREER NO.)	DATE/OPPONENT (INN.)
Tyler Gentry & Logan Porter	4/5 vs. Toledo (6th)	Logan Porter (3rd)	4/5 vs. Toledo			Jakson Reetz (1st)	4/1 @ Indianapolis (5th)
		Freddy Fermin (4th)	4/8 vs. Toledo			Freddy Fermin (3rd)	4/8 vs. Toledo (3rd)
		Drew Waters (3rd)	5/21 vs. Toledo			Adeiny Hechavarria (3rd)	6/22 @ Rochester (4th)
		Nate Eaton (3rd)	6/17 vs. Columbus				
		Brewer Hicklen (9th)	7/14 vs. Indianapolis				

LEADOFF HOMERS (3)		INSIDE-THE PARK HOMERS (1)		PINCH-HIT HOMERS (0)		WALK-OFF HOMERS (0)	
PLAYER (CAREER NO.)	DATE/OPPONENT	PLAYER (CAREER NO.)	DATE/OPPONENT (INN.)	PLAYER (CAREER NO.)	DATE/OPPONENT (INN.)	PLAYER	DATE/OPPONENT
Samad Taylor (1st)	6/14 vs. Columbus	John Rave (1)	6/18 vs. Columbus (3rd)				
Nate Eaton (1st)	6/17 vs. Columbus						
Clay Dungan (5th)	8/12 vs. Iowa						

HOME RUN SITUATION	# OF	DATE OF LAST	BATTER ('23 HR #)	PITCHER	COUNT	RUNNERS ON	OUTS	INNING	SCORE @ HR	FINAL
GO-AHEAD HOME RUN	39	August 10 vs. Iowa	Nate Eaton (10)	Jordan Wicks	1-0	0	2	▼ 4	1-0	L, 10-3
GAME-TYING HOME RUN	12	August 12 vs. Iowa	Tyler Gentry (13)	Tyler Duffey	1-1	0	2	▼ 3	4-4	L, 7-4

NOTABLE OPPOSING HOME RUNS

BACK-TO-BACK HOMERS (5)		2-HOMER GAMES (5)		3-HOMER GAMES (1)		GRAND SLAMS (7)	
PLAYERS	DATE/OPPONENT (INN.)	PLAYER (CAREER NO.)	DATE/OPPONENT	PLAYER (CAREER NO.)	DATE/OPPONENT	PLAYER	DATE/OPPONENT (INN.)
Encarnacion-Strand & Benson	5/4 vs. Louisville (1st)	Jermaine Palacios (5th)	5/17 vs. Toledo	Christian Encarnacion-Strand (1)	5/4 vs. Louisville	Andy Ibañez	4/6 vs. Toledo (3rd)
Jordan Walker & Moisés Gómez	5/31 vs. Memphis (6th)	Moisés Gómez (7th)	5/31 vs. Memphis			Andrés Chaparro	5/9 @ Scranton/WB (7th)
Travis Blankenhorn & Matt Adams	6/22 @ Rochester (4th)	Liover Peguero (5th)	7/14 vs. Indianapolis			Jair Camargo	5/28 @ St. Paul (7th)
P.J. Higgins & Matt Mervis	8/9 vs. Iowa (1st)	Chase Strumpf (1st)	8/9 vs. Iowa			Jesús Aguilar	7/5 @ Gwinnett (3rd)
Matt Mervis & David Bote	8/11 vs. Iowa (7th)	Luis Vazquez (2nd)	8/9 vs. Iowa			Joshua Fuentes	7/6 @ Gwinnett (4th)
						Endy Rodríguez	7/14 vs. Indianapolis (3rd)
						Chase Strumpf	8/9 vs. Iowa (8th)

LEADOFF HOMERS (5)		INSIDE-THE PARK HOMERS (0)		PINCH-HIT HOMERS (0)		WALK-OFF HOMERS (2)	
PLAYER	DATE/OPPONENT	PLAYER	DATE/OPPONENT (INN.)	PLAYER	DATE/OPPONENT (INN.)	PLAYER	DATE/OPPONENT
Christopher Morel	4/14 @ Iowa					Michael Hermosillo	5/10 @ Scranton/WB
Forrest Wall	4/19 vs. Gwinnett					Ben Rortvedt	5/13 @ Scranton/WB
Michael Siani	5/3 vs. Louisville						
Michael Siani	5/5 vs. Louisville						
Nick Gonzales	6/9 @ Indianapolis						

HR #	PLAYER (SEASON #)	GM # - DATE	OPPONENT	PITCHER	PITCH TYPE	DIRECTION	ON BASE	INNING	OUTS	COUNT	SCORE	FINAL	DISTANCE	EXIT VELO	LAUNCH ANGLE
1.	Logan Porter (1)	2 - April 1	@ Indianapolis	Caleb Smith (L)	4-seam FB	LF	0	▲4	1	2-2	3-0	W, 12-1	417 ft	106.6 mph	32°
2.	Jakson Reetz (1)	2 - April 1	@ Indianapolis	Caleb Smith (L)	Slider	LF	3	▲5	2	2-1	8-0	W, 12-1	408 ft	103.9 mph	25°
3.	Dairon Blanco (1)	3 - April 2	@ Indianapolis	Mike Burrows	4-seam FB	LCF	0	▲5	2	3-2	1-3	W, 8-3	411 ft	105.2 mph	23°
4.	Samad Taylor (1)	3 - April 2	@ Indianapolis	J.C. Flowers	4-seam FB	LF	0	▲8	0	2-1	2-3	W, 8-3	334 ft	104.5 mph	22°
5.	Nick Loftin (1)	3 - April 2	@ Indianapolis	Daniel Zamora (L)	4-seam FB	LF	2	▲8	1	1-2	5-3	W, 8-3	362 ft	97.2 mph	29°
6.	Maikel Garcia (1)	4 - April 4	vs. Toledo	Alex Faedo	4-seam FB	RF	0	▼1	1	2-1	1-0	L, 9-2	349 ft	94.3 mph	35°
7.	Tyler Gentry (1)	5 - April 5	vs. Toledo	Tyler Holton (L)	Cutter	CF	2	▼6	0	2-0	3-1	L, 7-6	417 ft	106.5 mph	27°
8.	Logan Porter (2)	5 - April 5	vs. Toledo	Tyler Holton (L)	Slider	LF	0	▼6	0	3-1	4-1	L, 7-6	346 ft	103.3 mph	37°
9.	Logan Porter (3)	5 - April 5	vs. Toledo	Matt Wisler	4-seam FB	RCF	0	▼8	0	2-2	5-6	L, 7-6	364 ft	94.7 mph	34°
10.	Nick Loftin (2)	6 - April 6	vs. Toledo	Brenan Haniffee	Slider	LCF	0	▼2	0	2-2	1-1	L, 8-5	401 ft	101.8 mph	32°
11.	CJ Alexander (1)	6 - April 6	vs. Toledo	Brenan Haniffee	Sinker	CF	0	▼4	1	2-2	3-6	L, 8-5	409 ft	101.1 mph	35°
12.	Logan Porter (4)	7 - April 7	vs. Toledo	Reese Olson	4-seam FB	LF	0	▼3	0	3-2	5-2	W, 9-4	395 ft	104.3 mph	45°
13.	Freddy Fermin (1)	8 - April 8	vs. Toledo	Will Vest	Slider	CF	3	▼3	2	0-0	6-1	W, 13-8	401 ft	102.1 mph	42°
14.	Angelo Castellano (1)	8 - April 8	vs. Toledo	Will Vest	4-seam FB	LCF	1	▼4	0	2-0	8-1	W, 13-8	401 ft	102.8 mph	33°
15.	Freddy Fermin (2)	8 - April 8	vs. Toledo	Ashton Goudeau	Changeup	CF	1	▼5	0	1-1	10-1	W, 13-8	428 ft	105.9 mph	28°
16.	CJ Alexander (2)	8 - April 8	vs. Toledo	Ashton Goudeau	Changeup	LF	0	▼7	0	1-0	11-8	W, 13-8	351 ft	92.4 mph	43°
17.	Angelo Castellano (2)	9 - April 9	vs. Toledo	Alex Faedo	4-seam FB	LF	0	▼3	1	0-0	1-0	L, 8-2	373 ft	98.0 mph	25°
18.	Samad Taylor (2)	10 - April 11	@ Iowa	Roenis Elias (L)	4-seam FB	CF	2	▲5	2	0-2	3-9	L, 9-6	405 ft	100.9 mph	25°
19.	Freddy Fermin (3)	10 - April 11	@ Iowa	Brandon Hughes (L)	4-seam FB	LF	1	▲6	2	0-1	6-9	L, 9-6	398 ft	100.3 mph	33°
20.	CJ Alexander (3)	11 - April 12	@ Iowa	Riley Thompson	Changeup	RF	0	▲2	0	1-0	2-1	W, 10-6	394 ft	104.3 mph	24°
21.	Tyler Gentry (2)	11 - April 12	@ Iowa	Riley Thompson	Slider	LF	0	▲3	2	1-2	3-1	W, 10-6	393 ft	103.3 mph	26°
22.	Tucker Bradley (1)	11 - April 12	@ Iowa	Rowan Wick	4-seam FB	RCF	1	▲6	2	1-1	7-3	W, 10-6	392 ft	98.2 mph	29°
23.	Nick Loftin (3)	11 - April 12	@ Iowa	Anthony Kay (L)	Slider	CF	0	▲8	0	2-1	8-6	W, 10-6	420 ft	104.3 mph	28°
24.	Nick Loftin (4)	12 - April 13	@ Iowa	Nick Neidert	4-seam FB	LF	0	▲4	2	3-2	1-11	L, 14-1	370 ft	100.4 mph	38°
25.	Nick Pratto (1)	15 - April 19	vs. Gwinnett	Beau Burrows	Slider	CF	0	▼2	0	1-2	1-1	L, 6-2	399 ft	100.2 mph	26°
26.	Logan Porter (5)	15 - April 19	vs. Gwinnett	Beau Burrows	Slider	LF	0	▼4	1	1-2	2-3	L, 6-2	350 ft	94.9 mph	50°
27.	CJ Alexander (4)	17 - April 21	vs. Gwinnett	Allan Winans	Changeup	RF	0	▼2	2	0-0	1-1	L, 7-3	395 ft	96.2 mph	37°
28.	Nick Pratto (2)	18 - April 22	vs. Gwinnett	Dylan Dodd (L)	Changeup	RF	1	▼1	2	3-1	2-0	L, 5-2	350 ft	88.4 mph	39°
29.	Nate Eaton (1)	22 - April 27	@ Nashville	Janson Junk	Sweeper	LF	0	▲2	2	2-2	1-0	W, 2-1	403 ft	103.0 mph	32°
30.	Freddy Fermin (4)	24 - April 29	@ Nashville	Robert Stock	4-seam FB	RCF	2	▲1	1	3-1	4-0	L, 6-5 (10)	381 ft	104.3 mph	23°
31.	Tyler Gentry (3)	25 - April 30	@ Nashville	Robert Gasser (L)	4-seam FB	LF	1	▲3	2	1-0	2-1	W, 10-6	391 ft	100.6 mph	33°
32.	Logan Porter (6)	25 - April 30	@ Nashville	Robert Gasser (L)	Slider	LF	0	▲4	0	2-1	3-1	W, 10-6	389 ft	102.3 mph	29°
33.	Freddy Fermin (5)	25 - April 30	@ Nashville	Robert Gasser (L)	Changeup	LF	0	▲5	1	2-0	5-1	W, 10-6	368 ft	94.8 mph	35°
34.	Nick Loftin (5)	28 - May 4	vs. Louisville	Silvino Bracho	Slider	LF	0	▼7	0	0-0	8-11	L, 12-10	365 ft	101.1 mph	19°
35.	Jakson Reetz (2)	29 - May 5	vs. Louisville	Brandon Williamson (L)	4-seam FB	LF	1	▼2	1	0-0	2-1	W, 6-2	346 ft	100.2 mph	27°
36.	Nick Loftin (6)	29 - May 5	vs. Louisville	Brandon Williamson (L)	Slider	CF	0	▼6	0	0-0	3-1	W, 6-2	395 ft	105.6 mph	24°
37.	Angelo Castellano (3)	30 - May 6	vs. Louisville	Ryan Nutof	Curveball	LF	1	▼7	2	2-2	8-8	W, 11-9	376 ft	95.2 mph	29°
38.	Jakson Reetz (3)	31 - May 7	vs. Louisville	Andrew Abbott (L)	Changeup	LF	0	▼4	1	2-0	1-0	L, 4-3	426 ft	104.4 mph	32°
39.	Franmil Reyes (1)	31 - May 7	vs. Louisville	Andrew Abbott (L)	Curveball	LCF	1	▼5	2	3-2	3-0	L, 4-3	389 ft	100.8 mph	29°
40.	Clay Dungan (1)	32 - May 9	@ Scranton/WB	Mitch Spence	4-seam FB	RCF	0	▲3	0	1-0	2-2	L, 14-2	388 ft	104.0 mph	28°
41.	Dairon Blanco (2)	33 - May 10	@ Scranton/WB	Luis Severino	Changeup	LF	0	▲3	0	0-1	1-1	L, 4-3	377 ft	99.6 mph	24°
42.	CJ Alexander (5)	34 - May 11	@ Scranton/WB	Colten Brewer	Slider	CF	0	▲9	0	1-1	3-1	W, 4-3 (11)	422 ft	106.4 mph	23°
43.	CJ Alexander (6)	36 - May 13	@ Scranton/WB	Greg Weissert	Sweeper	RF	0	▲6	1	0-0	4-3	L, 8-6	377 ft	102.7 mph	39°
44.	CJ Alexander (7)	37 - May 14	@ Scranton/WB	Mitch Spence	4-seam FB	RCF	0	▲2	0	3-2	1-1	W, 6-3	416 ft	109.9 mph	24°
45.	Brewer Hicklen (1)	37 - May 14	@ Scranton/WB	D.J. Snelten (L)	Changeup	LF	0	▲9	0	2-1	4-3	W, 6-3	344 ft	109.5 mph	25°
46.	Samad Taylor (3)	37 - May 14	@ Scranton/WB	D.J. Snelten (L)	4-seam FB	RCF	1	▲9	2	3-1	6-3	W, 6-3	346 ft	95.2 mph	29°
47.	Samad Taylor (4)	39 - May 17	vs. Toledo	Zach Logue (L)	4-seam FB	RCF	1	▼1	0	0-1	2-1	W, 16-8	372 ft	100.0 mph	30°
48.	Logan Porter (7)	39 - May 17	vs. Toledo	Zach Logue (L)	4-seam FB	LF	1	▼1	0	0-0	4-1	W, 16-8	401 ft	102.3 mph	38°
49.	Angelo Castellano (4)	39 - May 17	vs. Toledo	Miguel Del Pozo (L)	4-seam FB	LF	1	▼5	2	1-0	10-5	W, 16-8	385 ft	99.2 mph	26°
50.	Brewer Hicklen (2)	40 - May 18	vs. Toledo	Miguel Diaz	Sinker	LCF	2	▼8	0	2-0	9-0	W, 9-0	443 ft	108.4 mph	32°
51.	Drew Waters (1)	43 - May 21	vs. Toledo	Ashton Goudeau	4-seam FB	RCF	0	▼3	0	1-1	1-2	W, 8-4	408 ft	108.7 mph	29°
52.	Drew Waters (2)	43 - May 21	vs. Toledo	Ashton Goudeau	Changeup	LCF	1	▼4	1	2-0	4-3	W, 8-4	366 ft	99.5 mph	32°
53.	Tucker Bradley (2)	43 - May 21	vs. Toledo	Seth Elledge	Sinker	LCF	1	▼6	0	1-1	6-4	W, 8-4	388 ft	100.5 mph	28°
54.	Jakson Reetz (4)	43 - May 21	vs. Toledo	Braden Bristo	Sweeper	LF	0	▼7	0	2-1	8-4	W, 8-4	412 ft	104.1 mph	36°
55.	Dairon Blanco (3)	44 - May 23	@ St. Paul	Simeon Woods Richardson	4-seam FB	CF	0	▲4	1	1-1	4-0	W, 6-1	455 ft	104.5 mph	28°
56.	Nick Loftin (7)	45 - May 24	@ St. Paul	Brent Headrick (L)	Changeup	LF	2	▲3	1	2-2	3-5	L, 6-5	433 ft	103.7 mph	24°
57.	Nick Loftin (8)	46 - May 25	@ St. Paul	Cody Lawersyson	Sweeper	LF	2	▲7	0	1-2	4-4	L, 8-6	357 ft	97.3 mph	22°
58.	Johan Camargo (1)	48 - May 27	@ St. Paul	Randy Dobnak	Changeup	CF	0	▲5	0	1-2	1-3	L, 14-1	426 ft	102.2 mph	26°
59.	Nick Loftin (9)	50 - May 30	vs. Memphis	Jake Woodford	Curveball	LF	1	▼1	2	0-0	2-1	W, 7-6	370 ft	91.0 mph	29°
60.	Tyler Gentry (4)	50 - May 30	vs. Memphis	Connor Thomas (L)	Slider	LCF	1	▼3	0	2-1	4-1	W, 7-6	471 ft	103.6 mph	27°
61.	Johan Camargo (2)	52 - June 1	vs. Memphis	Dakota Hudson	Slider	RCF	1	▼4	2	0-2	2-1	L, 12-6	393 ft	98.2 mph	31°
62.	Brewer Hicklen (3)	52 - June 1	vs. Memphis	Ryan Loutos	Sinker	CF	0	▼7	0	1-0	4-10	L, 12-6	425 ft	105.8 mph	33°
63.	CJ Alexander (8)	52 - June 1	vs. Memphis	Ryan Loutos	Cutter	RCF	1	▼8	0	2-2	5-12	L, 12-6	400 ft	102.8 mph	30°
64.	Nate Eaton (2)	53 - June 2	vs. Memphis	Tommy Parsons	4-seam FB	LF	0	▼1	1	0-0	1-0	W, 10-9 (10)	330 ft	103.3 mph	46°
65.	Johan Camargo (3)	56 - June 6	@ Indianapolis	Yerry De Los Santos	Sinker	RCF	0	▲9	0	3-1	3-2	W, 4-2	399 ft	107.6 mph	22°
66.	CJ Alexander (9)	57 - June 7	@ Indianapolis	Quinn Priester	Curveball	RCF	2	▲2	0	1-2	3-2	W, 9-7	404 ft	101.3 mph	34°
67.	CJ Alexander (10)	58 - June 8	@ Indianapolis	Eli Villalobos	4-seam FB	RCF	1	▲7	2	2-1	14-7	W, 15-7	408 ft	108.5 mph	35°
68.	Brewer Hicklen (4)	59 - June 9	@ Indianapolis	Kent Emanuel (L)	Sinker	RCF	1	▲4	1	1-1	5-1	W, 6-2	410 ft	106.9 mph	26°
69.	Tyler Gentry (5)	60 - June 10	@ Indianapolis	Hunter Stratton	Slider	LF	2	▲5	2	0-2	3-2	W, 9-5	431 ft	106.0 mph	28°
70.	Samad Taylor (5)	61 - June 13	vs. Columbus	Joey Cantillo (L)	4-seam FB	LCF	0	▼6	1	1-1	1-2	W, 6-5	395 ft	102.4 mph	27°
71.	Brewer Hicklen (5)	61 - June 13	vs. Columbus	Michael Kelly	Slider	LF	1	▼8	2	2-1	6-5	W, 6-5	422 ft	108.1 mph	28°
72.	Samad Taylor (6)	62 - June 14	vs. Columbus	Gavin Williams	4-seam FB	CF	0	▼1	0	2-1	1-0	W, 6-1	422 ft	104.5 mph	27°
73.	Johan Camargo (4)	62 - June 14	vs. Columbus	Gavin Williams	4-seam FB	LF	0	▼4	1	0-2	2-1	W, 6-1	324 ft	90.8 mph	34°
74.	Tyler Gentry (6)	62 - June 14	vs. Columbus	Caleb Simpson	4-seam FB	LCF	1	▼7	2	0-1	6-1	W, 6-1	388 ft	101.2 mph	24°
75.	Kyle Isbel (1)	64 - June 16	vs. Columbus	Thomas Ponticelli	Sweeper	CF	0	▼1	1	1-0	1-1	W, 4-1	406 ft	104.3 mph	23°
76.	Nate Eaton (3)	65 - June 17	vs. Columbus	Jhon Romero	4-seam FB	CF	0	▼1	0	0-0	1-0	W, 13-4	412 ft	103.0 mph	33°
77.	Nate Eaton (4)	65 - June 17	vs. Columbus	Caleb Baragar (L)	4-seam FB	LF	0	▼3	0	2-2	2-0	W, 13-4	410 ft	103.8 mph	37°
78.	Jermaine Palacios (1)	66 - June 18	vs. Columbus	Joey Cantillo (L)	Changeup	LCF	1	▼2	2	1-1	2-0	W, 6-4	409 ft	101.9 mph	29°
79.	John Rave (1)	66 - June 18	vs. Columbus	Joey Cantillo (L)	4-seam FB	LCF	2	▼3	2	1-2	6-1	W, 6-4	ITP	96.5 mph	26°
80.	Adeiny Hechavarria (1)	69 - June 22	@ Rochester	Tommy Romero	4-seam FB	LCF	3	▲4	2	3-0	4-2	W, 8-4	411 ft	100.5 mph	29°
81.	Kyle Isbel (2)	70 - June 23	@ Rochester	Joan Adon	4-seam FB	RF	0	▲4	0	3-2	1-0	W, 4-2	375 ft	102.8 mph	32°
82.	John Rave (2)	71 - June 24	@ Rochester	Anthony Banda (L)	Slider	RCF	0	▲4	2	1-1	1-0	L, 3-2	406 ft	101.9 mph	24°

HR #	PLAYER (SEASON #)	GM # – DATE	OPPONENT	PITCHER	PITCH TYPE	DIRECTION	ON BASE	INNING	OUTS	COUNT	SCORE	FINAL	DISTANCE	EXIT VELO	LAUNCH ANGLE
83.	Adeiny Hechavarria (2)	74 – June 29	vs. Iowa	Riley Thompson	4-seam FB	LCF	0	▼ 2	1	1-1	1-2	W, 8-3	387 ft	97.1 mph	36°
84.	Angelo Castellano (5)	74 – June 29	vs. Iowa	Riley Thompson	Sinker	LF	1	▼ 2	1	0-0	3-2	W, 8-3	396 ft	99.6 mph	30°
85.	John Rave (3)	74 – June 29	vs. Iowa	Brendon Little (L)	Sinker	LF	0	▼ 7	2	3-1	8-2	W, 8-3	366 ft	98.0 mph	32°
86.	Tucker Bradley (3)	76 – July 2 (G1)	vs. Iowa	Chris Clarke	Slider	RF	1	▼ 3	2	1-0	5-1	W, 11-1 (7)	355 ft	90.5 mph	36°
87.	Angelo Castellano (6)	76 – July 2 (G1)	vs. Iowa	Rowan Wick	4-seam FB	LF	0	▼ 5	2	1-2	8-1	W, 11-1 (7)	385 ft	102.5 mph	21°
88.	Nate Eaton (5)	77 – July 2 (G2)	vs. Iowa	Nick Neidert	Curveball	CF	0	▼ 4	2	0-0	2-1	L, 6-2 (7)	422 ft	103.0 mph	28°
89.	Tyler Gentry (7)	78 – July 3	vs. Iowa	Ben Brown	Slider	LF	0	▼ 4	1	2-2	2-4	L, 7-6	352 ft	98.7 mph	22°
90.	Logan Porter (8)	80 – July 5	@ Gwinnett	Justus Sheffield (L)	Sinker	LF	0	▲ 3	0	0-0	4-1	L, 8-7 (10)	383 ft	97.8 mph	40°
91.	Nate Eaton (6)	80 – July 5	@ Gwinnett	Nick Margevicius (L)	Changeup	CF	1	▲ 1	1	2-1	3-1	L, 9-6	417 ft	101.3 mph	32°
92.	Tyler Gentry (8)	80 – July 5	@ Gwinnett	Derek Rodriguez	4-seam FB	LCF	2	▲ 6	2	2-0	6-7	L, 9-6	410 ft	104.3 mph	24°
93.	Logan Porter (9)	82 – July 7	@ Gwinnett	Jared Shuster (L)	Changeup	LCF	0	▲ 1	2	2-1	1-0	W, 7-1	400 ft	103.6 mph	26°
94.	Jermaine Palacios (2)	82 – July 7	@ Gwinnett	Matt Swarmer	Slider	LF	1	▲ 6	0	1-2	4-1	W, 7-1	357 ft	95.3 mph	28°
95.	Brewer Hicklen (5)	84 – July 14	vs. Indianapolis	Wil Crowe	–	LCF	0	▼ 2	1	0-0	2-10	L, 13-5	441 ft	–	–
96.	Tucker Bradley (4)	84 – July 14	vs. Indianapolis	Kent Emanuel (L)	Sinker	RF	0	▼ 5	0	2-0	3-11	L, 13-5	415 ft	106.3 mph	33°
97.	Brewer Hicklen (6)	84 – July 14	vs. Indianapolis	Juan Minaya	Slider	LCF	1	▼ 9	2	0-0	5-13	L, 13-5	428 ft	108.5 mph	26°
98.	Tyler Gentry (9)	85 – July 15	vs. Indianapolis	Cam Alldred (L)	Slider	LF	2	▼ 2	1	0-2	3-0	W, 8-3	355 ft	97.1 mph	23°
99.	Logan Porter (10)	85 – July 15	vs. Indianapolis	Jose Hernandez (L)	4-seam FB	LCF	1	▼ 3	1	2-1	5-1	W, 8-3	382 ft	97.7 mph	29°
100.	CJ Alexander (11)	85 – July 15	vs. Indianapolis	Hunter Stratton	Cutter	RF	1	▼ 7	2	1-2	8-2	W, 8-3	382 ft	97.2 mph	37°
101.	Adeiny Hechavarria (3)	86 – July 16	vs. Indianapolis	Jared Jones	4-seam FB	RCF	2	▼ 4	2	3-1	3-3	L, 11-4	396 ft	99.3 mph	35°
102.	Nate Eaton (7)	86 – July 16	vs. Indianapolis	Kyle Nicolas	4-seam FB	CF	0	▼ 6	0	0-0	4-10	L, 11-4	413 ft	101.9 mph	29°
103.	Nate Eaton (8)	88 – July 19	vs. St. Paul	Aaron Sanchez	Changeup	LCF	1	▼ 9	1	2-0	4-9	L, 9-4	396 ft	104.1 mph	37°
104.	Jermaine Palacios (3)	89 – July 20	vs. St. Paul	Ronny Henriquez	4-seam FB	LF	0	▼ 5	0	2-0	2-0	L, 6-5	364 ft	96.0 mph	30°
105.	Nick Loftin (10)	95 – July 28	@ Columbus	Thomas Ponticelli	Slider	LCF	0	▲ 1	2	0-0	1-0	W, 7-6	407 ft	101.6 mph	26°
106.	Nate Eaton (9)	95 – July 28	@ Columbus	Thomas Ponticelli	Sweeper	LF	1	▲ 2	0	1-2	3-0	W, 7-6	398 ft	107.3 mph	24°
107.	John Rave (4)	95 – July 28	@ Columbus	Randy Labaut (L)	4-seam FB	RCF	0	▲ 6	0	0-0	4-2	W, 7-6	377 ft	99.0 mph	28°
108.	Angelo Castellano (7)	95 – July 28	@ Columbus	Jhon Romero	Slider	LF	1	▲ 6	2	2-2	6-2	W, 7-6	356 ft	99.4 mph	22°
109.	Tyler Gentry (10)	97 – July 29	@ Columbus	Joey Cantillo (L)	4-seam FB	CF	0	▲ 2	0	3-2	1-0	L, 6-3	399 ft	103.0 mph	24°
110.	Matt Beaty (1)	98 – July 30	@ Columbus	Peyton Battenfield	4-seam FB	RCF	0	▲ 1	1	1-0	1-0	W, 7-5	376 ft	101.2 mph	23°
111.	Brewer Hicklen (8)	98 – July 30	@ Columbus	Peyton Battenfield	4-seam FB	LF	0	▲ 2	2	0-1	2-0	W, 7-5	373 ft	96.0 mph	25°
112.	Tyler Gentry (11)	98 – July 30	@ Columbus	Peyton Battenfield	Cutter	RCF	0	▲ 5	0	0-1	3-1	W, 7-5	370 ft	97.5 mph	26°
113.	Adeiny Hechavarria (4)	98 – July 30	@ Columbus	Peyton Battenfield	4-seam FB	CF	1	▲ 5	0	0-0	5-1	W, 7-5	433 ft	102.3 mph	26°
114.	Nick Loftin (11)	98 – July 30	@ Columbus	Peyton Battenfield	Cutter	CF	1	▲ 5	2	1-1	7-1	W, 7-5	400 ft	100.9 mph	24°
115.	José Briceño (1)	102 – August 4	@ Louisville	Levi Stoudt	Slider	LF	0	▲ 3	1	2-2	1-1	L, 8-3	385 ft	95.8 mph	24°
116.	CJ Alexander (12)	102 – August 4	@ Louisville	Ryan Nufot	Cutter	RF	0	▲ 7	0	0-0	3-8	L, 8-3	349 ft	101.7 mph	25°
117.	Tyler Gentry (12)	104 – August 6	@ Louisville	Christian Roa	Slider	LF	0	▲ 3	2	0-2	1-1	L, 5-4	361 ft	99.5 mph	24°
118.	Adeiny Hechavarria (5)	105 – August 8	vs. Iowa	Nick Neidert	4-seam FB	CF	0	▼ 3	0	1-0	1-0	L, 8-2	413 ft	103.4 mph	22°
119.	Devin Mann (1)	105 – August 8	vs. Iowa	Nick Neidert	Curveball	LF	0	▼ 6	2	0-0	2-2	L, 8-2	386 ft	103.8 mph	25°
120.	Adeiny Hechavarria (6)	106 – August 9	vs. Iowa	Keegan Thompson	4-seam FB	RF	0	▼ 8	0	3-2	1-16	L, 20-1	346 ft	95.4 mph	30°
121.	Nate Eaton (10)	107 – August 10	vs. Iowa	Jordan Wicks (L)	Changeup	LCF	0	▼ 4	2	1-1	1-1	L, 10-3	367 ft	95.0 mph	31°
122.	José Briceño (2)	107 – August 10	vs. Iowa	Chris Clarke	Sinker	LF	0	▼ 7	2	2-1	2-8	L, 10-3	397 ft	98.0 mph	25°
123.	Nate Eaton (11)	108 – August 11	vs. Iowa	Bailey Horn (L)	Curveball	LCF	0	▼ 8	0	2-2	3-8	L, 9-4	403 ft	101.1 mph	29°
124.	Clay Dungan (2)	109 – August 11	vs. Iowa	Tyler Duffey	4-seam FB	RF	0	▼ 1	0	1-0	1-2	L, 7-4	399 ft	107.5 mph	26°
125.	Nick Loftin (12)	109 – August 11	vs. Iowa	Tyler Duffey	4-seam FB	LCF	1	▼ 3	1	3-2	3-4	L, 7-4	400 ft	98.6 mph	28°
126.	Tyler Gentry (13)	109 – August 11	vs. Iowa	Tyler Duffey	Slider	LCF	0	▼ 3	2	1-1	4-4	L, 7-4	425 ft	104.1 mph	26°

														STORM CHASERS				OPPONENT			
GM #	MARCH	OPPONENT	SCORE	RECORD	STANDINGS, DIV	WIN	LOSS	SAVE	TEMP.	1ST PITCH	TIME	ATT.	HOME ATT.	R	H	E	LO	R	H	E	LO
1.	3/31	@ Indianapolis	W, 8-6	1-0	1st +0.5	C. Snider (1-0)	Y. De Los Santos (0-1)	J. Staumont (1)	66°	7:05 PM	2:54	8,095		8	12	0	14	6	11	2	7
														STORM CHASERS				OPPONENT			
GM #	APRIL	OPPONENT	SCORE	RECORD	STANDINGS, DIV	WIN	LOSS	SAVE	TEMP.	1ST PITCH	TIME	ATT.	HOME ATT.	R	H	E	LO	R	H	E	LO
2.	4/1	@ Indianapolis	W, 12-1	2-0	1st +1.0	D. Parrish (1-0)	C. Smith (0-1)	-	42°	1:37 PM	2:26	4,012		12	16	0	11	1	5	2	3
3.	4/2	@ Indianapolis	W, 8-3	3-0	1st +1.0	J. Kowar (1-0)	D. Zamora (0-1)	-	49°	1:36 PM	2:53	4,240		8	12	0	9	3	11	2	10
4.	4/4	TOLEDO	L, 9-2	3-1	2nd -0.5	B. White (1-0)	M. Castillo (0-1)	-	55°	6:42 PM	2:27	3,200	3,200	2	6	0	6	9	12	0	5
5.	4/5	TOLEDO	L, 7-6	3-2	2nd -1.0	T. Holton (1-0)	R. Weiss (0-1)	M. Díaz (2)	35°	12:07 PM	2:40	1,405	4,605	6	8	2	6	7	12	1	9
6.	4/6	TOLEDO	L, 8-5	3-3	3rd -2.0	J. Fry (1-0)	J. Kowar (1-1)	M. Del Pozo (1)	45°	12:06 PM	2:48	1,607	6,212	5	7	1	4	8	10	2	9
7.	4/7	TOLEDO	W, 9-4	4-3	2nd -1.0	J. Heasley (1-0)	R. Olson (0-2)	-	70°	6:35 PM	2:35	1,968	8,180	9	12	0	6	4	9	0	11
8.	4/8	TOLEDO	W, 13-8	5-3	2nd -0.5	M. Martinez (1-0)	M. Lorenzen (0-1)	-	71°	2:05 PM	2:49	2,070	10,250	13	12	3	4	8	13	0	12
9.	4/9	TOLEDO	L, 8-2	5-4	2nd -1.5	T. Holton (2-0)	M. Castillo (0-2)	-	73°	2:11 PM	2:57	2,119	12,369	2	6	3	12	8	13	0	11
10.	4/11	@ Iowa	L, 9-6	5-5	15th -2.5	R. Elias (1-0)	M. Mayers (0-1)	M. Rodriguez (1)	79°	6:38 PM	2:34	3,557		6	10	0	6	9	7	1	6
11.	4/12	@ Iowa	W, 10-6	6-5	15th -1.5	J. Kowar (2-0)	R. Thompson (0-1)	-	77°	12:09 PM	2:26	4,085		10	12	0	5	6	8	0	4
12.	4/13	@ Iowa	L, 14-1	6-6	16th -2.5	N. Neidert (1-1)	J. Heasley (1-1)	-	81°	6:38 PM	2:18	3,647		1	6	1	4	14	15	0	8
13.	4/14	@ Iowa	W, 11-8	7-6	16th -2.0	C. Snider (2-0)	M. Rodriguez (1-1)	N. Wittgren (1)	79°	7:09 PM	3:16	6,257		11	11	2	10	8	11	3	10
	4/15	@ Iowa	PPD/Rain (To be made up April 16)																		
14.	4/16 G1	@ Iowa	Cancelled/Snow																		
15.	4/16 G2	@ Iowa	Cancelled/Snow																		
14.	4/18	GWINNETT	L, 4-1	7-7	15th -3.0	T. Tice (2-0)	J. Kowar (2-2)	Y. Ríos (1)	70°	6:39 PM	2:24	1,703	14,072	1	7	1	8	4	6	0	8
15.	4/19	GWINNETT	L, 6-2	7-8	15th -4.0	B. Burrows (1-0)	J. Heasley (1-2)	-	70°	12:05 PM	2:15	6,641	20,713	2	6	0	5	6	10	0	3
16.	4/20	GWINNETT	L, 9-3	7-9	16th -4.5	B. Moran (1-0)	M. Castillo (0-3)	-	56°	6:37 PM	2:47	2,026	22,739	3	3	1	10	9	10	1	5
17.	4/21	GWINNETT	L, 7-3	7-10	7th -6.0	A. Winans (1-2)	E. Sisk (0-1)	-	44°	6:36 PM	3:01	2,041	24,780	3	9	2	9	7	11	0	8
18.	4/22	GWINNETT	L, 5-2	7-11	16th -7.0	D. Dodd (1-0)	A. Núñez (0-1)	Y. Ríos (2)	42°	2:06 PM	2:27	3,025	27,805	2	4	1	2	5	10	0	10
19.	4/23	GWINNETT	W, 5-3	8-11	16th -6.0	M. Mayers (1-1)	N. Kingham (0-3)	N. Wittgren (2)	49°	2:06 PM	2:23	2,046	29,851	5	12	3	6	3	8	0	9
20.	4/25	@ Nashville	L, 8-3	8-12	16th -7.0	R. Gasser (1-0)	J. Heasley (1-3)	-	67°	6:39 PM	2:14	4,127		3	5	1	3	8	11	0	6
21.	4/26	@ Nashville	L, 5-0	8-13	17th -8.0	C. Boushley (1-1)	M. Castillo (0-4)	-	68°	6:37 PM	2:27	5,455		0	4	0	5	5	11	1	8
22.	4/27	@ Nashville	W, 2-1	9-13	7th -7.0	A. Cox (1-0)	J. Junk (2-1)	N. Wittgren (3)	61°	7:19 PM	2:28 (4:4)	3,507		2	8	0	7	1	6	1	8
23.	4/28	@ Nashville	L, 4-3	9-14	7th -7.0	J. Bukauskas (1-0)	J. Dye (0-1)	-	69°	6:37 PM	2:26	6,707		3	5	1	3	4	7	1	4
24.	4/29	@ Nashville	L, 6-5 (10)	9-15	18th -8.0	L. Erceg (3-0)	E. Sisk (0-2)	-	70°	6:39 PM	2:58	9,833		5	8	0	6	6	13	1	15
25.	4/30	@ Nashville	W, 10-6	10-15	7th -7.0	A. Núñez (1-1)	J. Bukauskas (1-1)	-	61°	3:08 PM	3:00 (7:03)	9,469		10	11	1	9	6	9	3	9
APRIL Hitting Results: .250/.337/.441 (200-for-799), 49 2B, 2 3B, 33 HR, 124 R, 99 BB, 38 SB // APRIL Pitching Results: 9-15, 5.65 ERA (133 ER in 212.0 IP), 3/7 SV, 238 H, 30 HR, 104 BB, 198 K, 1.61 WHIP, .284 AVG																					
														STORM CHASERS				OPPONENT			
GM #	MAY	OPPONENT	SCORE	RECORD	STANDINGS, DIV	WIN	LOSS	SAVE	TEMP.	1ST PITCH	TIME	ATT.	HOME ATT.	R	H	E	LO	R	H	E	LO
26.	5/2	LOUISVILLE	L, 10-4	10-16	18th -8.0	A. Abbott (1-0)	M. Castillo (0-5)	-	57°	12:06 PM	2:57	2,024	31,875	4	6	0	10	10	14	2	8
27.	5/3	LOUISVILLE	L, 7-4	10-17	10th -9.0	B. Lively (4-0)	M. Martinez (1-1)	-	60°	11:07 AM	2:20	3,364	35,239	4	10	1	5	7	11	0	7
28.	5/4	LOUISVILLE	L, 12-10	10-18	10th -9.0	R. Wynne (1-1)	D. Parrish (1-1)	-	77°	6:36 PM	2:45	3,333	38,572	10	11	1	9	12	13	4	4
29.	5/5	LOUISVILLE	W, 6-2	11-18	10th -8.0	M. Mayers (2-1)	B. Williamson (1-4)	J. Kowar (1)	63°	6:36 PM	2:14	5,735	44,307	6	5	0	3	2	7	1	7
30.	5/6	LOUISVILLE	W, 11-9	12-18	8th -7.5	E. Sisk (1-2)	J. Kuhnel (0-1)	J. Cuas (1)	78°	6:37 PM	2:57	3,872	48,179	11	12	0	8	9	13	1	6
31.	5/7	LOUISVILLE	L, 4-3	12-19	9th -7.0	Z. Brown (1-1)	B. Kriske (0-1)	A. Busenitz (3)	82°	2:07 PM	2:46	2,469	50,648	3	8	0	7	4	6	0	8
32.	5/9	@ Scranton/WB	L, 14-2	12-20	9th -8.0	M. Spence (3-2)	D. Parrish (1-2)	-	68°	6:06 PM	2:20	3,053		2	4	1	2	14	18	1	7
33.	5/10	@ Scranton/WB	L, 4-3	12-21	10th -8.5	A. McGarity (3-0)	D. Coleman (0-1)	-	60°	11:05 AM	2:41	5,829		3	5	0	9	4	4	1	6
34.	5/11	@ Scranton/WB	W, 4-3 (11)	13-21	9th -8.5	A. Núñez (2-1)	D. Snelten (0-2)	-	76°	6:37 PM	3:02	3,691		4	4	0	6	3	8	2	10
35.	5/12	@ Scranton/WB	W, 3-2	14-21	9th -8.5	D. Lynch (1-0)	R. Vásquez (0-5)	N. Wittgren (4)	79°	6:35 PM	2:22	4,142		3	8	0	5	2	4	1	6
36.	5/13	@ Scranton/WB	L, 8-6	14-22	10th -9.0	A. McGarity (4-0)	B. Kriske (0-2)	-	76°	4:05 PM	2:32	5,027		6	14	0	6	8	10	0	5
37.	5/14	@ Scranton/WB	W, 6-3	15-22	9th -8.0	J. Dipoto (1-0)	D. Snelten (0-3)	N. Wittgren (5)	75°	1:06 PM	3:02	3,058		6	7	0	6	3	9	1	11
38.	5/16	TOLEDO	L, 9-2	15-23	10th -8.0	H. Hembree (4-1)	J. Heasley (1-4)	-	77°	6:36 PM	2:45	2,001	52,649	2	9	1	15	9	12	0	6
39.	5/17	TOLEDO	W, 16-8	16-23	10th -7.5	W. Pennington (1-0)	Z. Logue (1-3)	-	83°	6:37 PM	2:54	2,218	54,867	16	18	0	8	8	14	2	3
40.	5/18	TOLEDO	W, 9-0	17-23	10th -6.5	A. Cox (2-0)	B. Haniffee (0-3)	-	78°	6:37 PM	2:31	3,529	58,396	9	14	0	8	0	3	0	6
41.	5/19	TOLEDO	W, 9-1	18-23	10th -6.0	A. Núñez (3-1)	A. Bergner (1-1)	-	66°	6:36 PM	2:41	5,058	63,454	9	12	1	9	1	6	1	8
42.	5/20	TOLEDO	L, 4-1	18-24	10th -7.5	R. Olson (2-3)	J. McArthur (0-1)	M. Díaz (7)	75°	6:38 PM	2:47	6,882	70,336	1	2	0	8	4	5	1	8
43.	5/21	TOLEDO	W, 8-4	19-24	10th -6.5	N. Wittgren (1-0)	S. Elledge (0-1)	-	81°	5:07 PM	2:50	3,995	74,331	8	12	0	9	4	15	2	11
44.	5/23	@ St. Paul	W, 6-1	20-24	10th -6.5	D. Lynch (2-0)	S. Woods Richardson (0-5)	-	76°	11:09 AM	2:24	7,436		6	10	0	10	1	6	0	7
45.	5/24	@ St. Paul	L, 6-5	20-25	10th -6.5	O. Ortega (2-0)	B. Kriske (0-3)	-	68°	7:08 PM	3:00	4,222		5	11	1	12	6	9	2	9
46.	5/25	@ St. Paul	L, 8-6	20-26	10th -7.5	R. Henriquez (2-0)	A. Núñez (3-2)	P. Murphy (2)	74°	7:09 PM	2:50	7,218		6	10	3	12	8	10	2	6
47.	5/26	@ St. Paul	W, 6-4	21-26	9th -6.5	D. Parrish (2-2)	C. Sadzeck (1-3)	D. Coleman (1)	77°	7:08 PM	2:59	6,080		6	8	1	8	4	8	1	9
48.	5/27	@ St. Paul	L, 14-1	21-27	9th -7.5	R. Dobnak (2-1)	J. Heasley (1-5)	-	80°	7:10 PM	2:51	6,386		1	6	3	8	14	16	1	10
49.	5/28	@ St. Paul	L, 10-6	21-28	10th -8.5	J. Winder (3-1)	J. Kowar (2-3)	-	82°	5:12 PM	2:28	8,640		6	11	2	4	10	9	1	2
50.	5/30	MEMPHIS	W, 7-6	22-28	9th -8.0	A. Veneziano (1-0)	J. Woodford (0-1)	B. Kriske (1)	82°	7:06 PM	2:32	2,352	76,683	7	12	0	6	6	6	3	8
51.	5/31	MEMPHIS	L, 9-4	22-29	10th -8.5	M. McGreevy (4-0)	A. Cox (2-1)	-	84°	7:06 PM	2:37	5,049	81,732	4	9	2	8	9	11	2	8
MAY Hitting Results: .269/.366/.436 (238-for-885), 53 2B, 7 3B, 27 HR, 148 R, 120 BB, 58 SB // MAY Pitching Results: 12-14, 5.61 ERA (162 ER in 229.1 IP), 6/12 SV, 247 H, 46 HR, 126 BB, 235 K, 1.63 WHIP, .278 AVG																					
														STORM CHASERS				OPPONENT			
GM #	JUNE	OPPONENT	SCORE	RECORD	STANDINGS, DIV	WIN	LOSS	SAVE	TEMP.	1ST PITCH	TIME	ATT.	HOME ATT.	R	H	E	LO	R	H	E	LO
52.	6/1	MEMPHIS	L, 12-6	22-30	10th -9.0	D. Hudson (2-3)	C. Snider (2-1)	-	70°	7:07 PM	3:12	3,685	85,417	6	9	1	8	12	11	0	9
53.	6/2	MEMPHIS	W, 10-9 (10)	23-30	10th -8.5	J. Dipoto (2-0															

GM #	JUNE	OPPONENT	SCORE	RECORD	STANDINGS, LG	WIN	LOSS	SAVE	TEMP.	1ST PITCH	TIME	ATT.	HOME ATT.	STORM CHASERS				OPPONENT			
														R	H	E	LO	R	H	E	LO
73.	6/28	IOWA	L, 9-2	0-1, 38-35	110th -1.0	C. Kilian (5-1)	B. Haniffee (0-3)	-	83°	12:07 PM	2:33	3,776	131,378	2	5	1	5	9	7	0	8
74.	6/29	IOWA	W, 8-3	1-1, 39-x-35	17th -1.0	M. Mayers (3-1)	R. Thompson (2-5)	-	89°	7:09 PM	2:44	5,951	137,329	8	12	0	11	3	3	1	4
75.	6/30	IOWA	L, 6-5	1-2, 39-36	111th -2.0	M. Rodriguez (2-3)	J. Kowar (2-4)	-	82°	7:08 PM	2:52	6,012	143,341	5	9	0	10	6	8	2	5

JUNE Hitting Results: .281/.380/.450 (226-for-804), 55 2B, 3 3B, 25 HR, 152 R, 125 BB, 45 SB // JUNE Pitching Results: 16-6, 4.35 ERA (104 ER in 215.1 IP), 6/11 SV, 187 H, 26 HR, 127 BB, 219 K, 1.46 WHIP, .232 AVG

GM #	JULY	OPPONENT	SCORE	RECORD	STANDINGS, LG	WIN	LOSS	SAVE	TEMP.	1ST PITCH	TIME	ATT.	HOME ATT.	STORM CHASERS				OPPONENT			
														R	H	E	LO	R	H	E	LO
76.	7/1	IOWA	PPD/Rain (Made up July 2, 6-2 loss)																		
77.	7/2 G1	IOWA	W, 11-1 (7)	2-2, 40-36	18th -1.5	J. Bowlan (2-0)	C. Clarke (0-3)	-	84°	2:07 PM	2:20	-	143,341	11	16	0	6	1	4	0	8
78.	7/2 G2	IOWA	L, 6-2 (7)	2-3, 40-37	113th -3.0	N. Neidert (4-3)	C. Ragans (0-1)	-	87°	5:06 PM	1:46	6,764	150,105	2	6	0	3	6	10	0	3
79.	7/3	IOWA	L, 7-6	2-4, 40-38	114th -4.0	B. Brown (4-5)	A. Zerpa (0-1)	M. Rodriguez (10)	88°	7:08 PM	2:41	9,023	159,128	6	5	1	5	7	9	1	5
80.	7/4	@ Gwinnett	L, 3-2	2-5, 40-39	115th -4.0	R. Muñoz (2-2)	J. Kowar (2-5)	G. Holmes (5)	88°	7:07 PM	2:14	10,067		1	3	1	0	3	4	0	6
81.	7/5	@ Gwinnett	L, 8-7 (10)	2-6, 40-40	115th -4.0	B. Burrows (3-2)	B. Kriske (0-4)	-	83°	7:07 PM	3:08	1,811		7	13	1	9	8	10	0	9
82.	7/6	@ Gwinnett	L, 9-6	2-7, 40-41	118th -5.0	N. Margevicius (3-2)	E. Sisk (2-3)	G. Holmes (6)	81°	7:08 PM	2:21	2,761		6	10	1	4	9	6	0	2
83.	7/7	@ Gwinnett	W, 7-1	3-7, 41-41	116th -4.5	C. Ragans (1-1)	J. Shuster (2-2)	J. Bowlan (1)	80°	8:13 PM	2:45 (1:08)	4,515		7	13	0	13	1	7	0	8
83.	7/8	@ Gwinnett	Cancelled/Wet Grinds																		
83.	7/9	@ Gwinnett	L, 8-1	3-8, 41-42	18th -5.5	A. Winans (7-3)	B. Keller (0-2)	-	83°	1:06 PM	2:23	5,129		1	3	1	3	8	8	0	7
84.	7/14	INDIANAPOLIS	L, 13-5	3-9, 41-43	18th -5.5	K. Emanuel (7-3)	A. Zerpa (0-2)	-	82°	7:08 PM	2:49	5,184	164,312	5	12	0	12	13	13	0	9
85.	7/15	INDIANAPOLIS	W, 8-3	4-9, 42-43	18th -5.5	W. Pennington (3-0)	C. Alldred (5-2)	-	85°	7:08 PM	2:35	5,768	170,080	8	8	0	5	3	9	0	9
86.	7/16	INDIANAPOLIS	L, 11-4	4-10, 42-44	118th -6.0	J. Jones (2-1)	B. Keller (0-3)	-	84°	5:06 PM	2:48	5,553	175,633	4	10	0	8	11	14	0	9
87.	7/18	ST. PAUL	W, 1-0	5-10, 43-44	18th -5.0	W. Pennington (4-0)	J. Winder (5-2)	-	65°	12:07 PM	2:00	2,525	178,158	1	5	0	5	0	2	1	4
88.	7/19	ST. PAUL	L, 9-4	5-11, 43-45	18th -6.0	L. Varland (4-0)	J. Bowlan (2-1)	A. Sanchez (1)	79°	7:07 PM	2:49	3,927	182,085	4	7	0	5	9	8	0	14
89.	7/20	ST. PAUL	L, 6-5	5-12, 43-46	118th -7.0	A. Brice (1-1)	S. Cruz (0-1)	P. Murphy (6)	79°	7:06 PM	2:44	5,555	187,640	5	10	0	9	6	10	0	9
90.	7/21	ST. PAUL	W, 5-4	6-12, 44-46	18th -6.5	C. Chamberlain (1-1)	J. Winder (5-3)	-	81°	7:07 PM	2:36	6,598	194,238	5	10	0	9	4	6	1	7
91.	7/22	ST. PAUL	W, 8-5	7-12, 45-46	7th -6.0	W. Klein (1-0)	B. Enlow (2-3)	-	83°	7:07 PM	2:27	5,528	199,766	8	9	0	6	5	9	2	4
92.	7/23	ST. PAUL	W, 3-1	8-12, 46-46	17th -5.0	J. McArthur (1-1)	P. Murphy (5-2)	W. Klein (1)	89°	5:07 PM	2:12	4,877	204,643	3	8	0	7	1	6	0	6
93.	7/25	@ Columbus	L, 10-2	8-13, 46-47	17th -5.5	J. Eickhoff (1-2)	J. Bowlan (2-2)	-	85°	7:06 PM	2:52	11,084		2	5	0	9	10	11	2	8
94.	7/26	@ Columbus	W, 5-2	9-13, 47-47	17th -5.5	W. Pennington (5-0)	C. Smith (2-1)	W. Klein (2)	85°	12:06 PM	2:43	10,100		5	7	1	11	2	6	0	5
95.	7/27	@ Columbus	W, 5-2	10-13, 48-47	17th -4.5	C. Ragans (2-1)	H. Gaddis (1-7)	J. Kowar (2)	88°	7:05 PM	2:53	7,261		5	8	0	10	2	5	2	11
96.	7/28	@ Columbus	W, 7-6	11-13, 49-47	15th -4.0	M. Castillo (3-6)	T. Ponticelli (2-6)	W. Klein (3)	82°	7:05 PM	2:50	7,838		7	8	0	6	6	9	0	4
97.	7/29	@ Columbus	L, 6-3	11-14, 49-48	116th -5.0	P. Diehl (3-1)	A. Veneziano (4-1)	T. Herrin (2)	84°	7:06 PM	2:41	10,100		3	11	0	14	6	8	0	4
98.	7/30	@ Columbus	W, 7-5	12-14, 50-48	15th -5.0	J. Bowlan (3-2)	P. Battenfield (0-3)	-	85°	4:07 PM	2:12	9,008		7	7	1	3	5	8	0	7

JULY Hitting Results: .256/.347/.443 (194-for-757), 42 2B, 6 3B, 29 HR, 113 R, 102 BB, 22 SB // JULY Pitching Results: 11-12, 5.41 ERA (119 ER in 198.0 IP), 5/8 SV, 182 H, 32 HR, 112 BB, 203 K, 1.48 WHIP, .245 AVG

GM #	AUGUST	OPPONENT	SCORE	RECORD	STANDINGS, LG	WIN	LOSS	SAVE	TEMP.	1ST PITCH	TIME	ATT.	HOME ATT.	STORM CHASERS				OPPONENT			
														R	H	E	LO	R	H	E	LO
99.	8/1	@ Louisville	L, 3-2	12-15, 50-49	116th -5.0	T. Santillan (1-1)	W. Klein (1-1)	-	86°	6:38 PM	2:37	4,970		2	4	1	7	3	4	2	8
100.	8/2	@ Louisville	L, 5-4	12-16, 50-50	17th -6.0	A. Busenitz (3-2)	C. Chamberlain (1-2)	-	79°	6:37 PM	2:25	4,023		4	4	3	4	5	6	0	7
101.	8/3	@ Louisville	L, 11-2	12-17, 50-51	17th -6.0	R. Meisinger (1-1)	D. Parrish (4-3)	-	83°	6:36 PM	2:44	4,339		2	5	3	7	11	14	0	12
102.	8/4	@ Louisville	L, 8-3	12-18, 50-52	17th -7.0	L. Stoudt (3-3)	A. Veneziano (4-2)	-	90°	7:17 PM	2:40	4,746		3	8	1	7	8	12	0	9
103.	8/5	@ Louisville	L, 5-1	12-19, 50-53	18th -7.5	V. Gutierrez (1-0)	J. Bowlan (3-3)	-	85°	7:19 PM	2:29	6,673		1	6	2	7	5	10	1	9
104.	8/6	@ Louisville	L, 5-4	12-20, 50-54	18th -8.0	S. Bracho (2-1)	W. Klein (1-2)	-	84°	1:08 PM	2:29	4,802		4	8	0	10	5	9	0	6
105.	8/8	IOWA	L, 8-2	12-21, 50-55	118th -8.0	A. Kay (1-0)	W. Pennington (5-1)	B. Horn (1)	84°	7:06 PM	2:29	3,216	207,859	2	5	2	6	8	7	0	8
106.	8/9	IOWA	L, 20-1	12-22, 50-56	118th -9.0	L. Little (1-0)	D. Parrish (4-4)	-	80°	7:07 PM	2:48	2,760	210,619	1	4	1	4	20	17	0	9
107.	8/10	IOWA	L, 10-3	12-23, 50-57	19th -10.0	C. Clarke (2-4)	W. Pennington (5-2)	-	84°	7:07 PM	2:44	4,994	215,613	3	6	0	8	10	11	1	7
108.	8/11	IOWA	L, 9-4	12-24, 50-58	19th -11.0	A. Kay (2-0)	E. Sisk (2-4)	-	87°	7:07 PM	3:20	7,379	222,992	4	10	1	12	9	13	0	10
109.	8/12	IOWA	L, 7-4	12-24, 50-58	19th -11.0	S. Reyes (1-0)	B. de Geus (0-1)	L. Little (1)	88°	5:35 PM	2:33	9,023	232,015	4	7	1	5	7	9	0	8
110.	8/15	@ Toledo	PPD (Make Up TBD)																		
111.	8/16	@ Toledo																			
112.	8/17	@ Toledo																			
113.	8/18	@ Toledo																			
114.	8/19	@ Toledo																			
115.	8/20	@ Toledo																			
116.	8/22	ST. PAUL																			
117.	8/23	ST. PAUL																			
118.	8/24	ST. PAUL																			
119.	8/25	ST. PAUL																			
120.	8/26	ST. PAUL																			
121.	8/27	ST. PAUL																			
122.	8/29	LOUISVILLE																			
123.	8/30	LOUISVILLE																			
124.	8/31	LOUISVILLE																			

AUGUST Hitting Results: TBD // AUGUST Pitching Results: TBD

														STORM CHASERS				OPPONENT			
GM #	SEPTEMBER	OPPONENT	SCORE	RECORD	STANDINGS, LG	WIN	LOSS	SAVE	TEMP.	1ST PITCH	TIME	ATT.	HOME ATT.	R	H	E	LO	R	H	E	LO
125.	9/1	LOUISVILLE																			
126.	9/2	LOUISVILLE																			
127.	9/3	LOUISVILLE																			
128.	9/5	@ Iowa																			
129.	9/6	@ Iowa																			
130.	9/7	@ Iowa																			
131.	9/8	@ Iowa																			
132.	9/9	@ Iowa																			
133.	9/10	@ Iowa																			
134.	9/12	INDIANAPOLIS																			
135.	9/13	INDIANAPOLIS																			
136.	9/14	INDIANAPOLIS																			
137.	9/15	INDIANAPOLIS																			
138.	9/16	INDIANAPOLIS																			
139.	9/17	INDIANAPOLIS																			
140.	9/19	@ Columbus																			
141.	9/20	@ Columbus																			
142.	9/21	@ Columbus																			
143.	9/22	@ Columbus																			
144.	9/23	@ Columbus																			
145.	9/24	@ Columbus																			

LF

Tucker Bradley, 46 (23-23)
 Brewer Hicklen, 13 (4-9)
 Dairon Blanco, 11 (6-5)
 Samad Taylor, 9 (6-3)
 John Rave, 9 (5-4)
 Nate Eaton, 6 (3-3)
 Nelson Velázquez, 4 (0-4)
 Nick Pratto, 3 (1-2)
 Devin Mann, 3 (0-3)
 Tyler Gentry, 2 (1-1)
 Franmil Reyes, 1 (1-0)
 Nick Loftin, 1 (0-1)

CF

Dairon Blanco, 26 (13-13)
 John Rave, 26 (10-16)
 Nate Eaton, 19 (9-10)
 Drew Waters, 12 (7-5)
 Samad Taylor, 11 (2-9)
 Kyle Isbel, 8 (6-2)
 Brewer Hicklen, 5 (2-3)
 Nelson Velázquez, 1 (0-1)

RF

Tyler Gentry, 99 (40-49)
 Nate Eaton, 6 (3-3)
 John Rave, 5 (2-3)
 Dairon Blanco, 4 (4-0)
 CJ Alexander, 4 (1-3)
 Brewer Hicklen, 1 (0-1)

SS

Angelo Castellano, 47 (19-28)
 Adeiny Hechavarria, 35 (14-21)
 Maikel Garcia, 14 (8-6)
 Clay Dungan, 9 (5-4)
 Jermaine Palacios, 2 (2-0)
 Johan Camargo, 1 (1-0)
 Nicky Lopez, 1 (1-0)

2B

Samad Taylor, 49 (27-22)
 Nick Loftin, 20 (3-17)
 Clay Dungan, 17 (10-7)
 Nate Eaton, 8 (4-4)
 Angelo Castellano, 7 (3-4)
 Johan Camargo, 3 (2-1)
 Michael Massey, 2 (1-1)
 Devin Mann, 2 (0-2)
 Nicky Lopez, 1 (0-1)

3B

Nick Loftin, 41 (23-18)
 Clay Dungan, 18 (9-9)
 Jermaine Palacios, 10 (6-4)
 Maikel Garcia, 10 (2-8)
 Angelo Castellano, 9 (4-5)
 Nate Eaton, 9 (2-7)
 Johan Camargo, 8 (5-3)
 Devin Mann, 2 (0-2)
 Samad Taylor, 2 (0-2)
 Nicky Lopez, 1 (0-1)

SP

Max Castillo, 15 (5-10)
 Drew Parrish, 14 (7-7)
 Jonathan Heasley, 13 (7-6)
 Anthony Veneziano, 11 (6-5)
 Austin Cox, 9 (5-4)
 Mike Mayers, 8 (3-5)
 Jonathan Bownan, 6 (2-4)
 Angel Zerpa, 6 (1-5)
 Daniel Lynch, 4 (3-1)
 Cole Ragans, 4 (3-1)
 Daniel Mengden, 3 (3-0)
 Alec Marsh, 3 (2-1)
 Ryan Yarbrough, 3 (1-2)
 Evan Sisk, 3 (0-3)
 Brad Keller, 2 (1-1)
 James McArthur, 2 (1-1)
 Joe Barlow, 1 (0-1)
 Jackson Kowar, 1 (0-1)
 Marcelo Martinez, 1 (0-1)

1B

CJ Alexander, 41 (19-22)
 Logan Porter, 21 (12-9)
 Nick Pratto, 16 (6-10)
 Angelo Castellano, 12 (6-6)
 Matt Beaty, 5 (3-2)
 Jermaine Palacios, 4 (1-3)
 Paxton Wallace, 3 (2-1)
 Greyson Jenista, 3 (1-2)
 Johan Camargo, 2 (1-1)
 Devin Mann, 2 (0-2)

DH

Brewer Hicklen, 34 (23-11)
 Tucker Bradley, 14 (5-9)
 CJ Alexander, 11 (7-4)
 Tyler Gentry, 8 (2-6)
 Dairon Blanco, 7 (4-3)
 Nick Loftin, 5 (0-5)
 Matt Beaty, 4 (3-1)
 Logan Porter, 4 (1-3)
 Nate Eaton, 4 (0-4)
 Clay Dungan, 3 (2-1)
 Jackson Reetz, 3 (1-2)
 Franmil Reyes, 3 (1-2)
 Johan Camargo, 2 (0-2)
 Freddy Fermin, 2 (0-2)
 Kyle Isbel, 1 (1-0)
 John Rave, 1 (1-0)
 Michael Massey, 1 (0-1)
 Samad Taylor, 1 (0-1)
 Nelson Velázquez, 1 (0-1)

C

Logan Porter, 59 (26-33)
 Jackson Reetz, 23 (12-11)
 José Briceño, 15 (6-9)
 Freddy Fermin, 12 (6-6)

1	2	3	4	5	6	7	8	9
Samad Taylor, 53 (23-30) Drew Waters, 12 (7-5) Brewer Hicklen, 11 (7-4) Dairon Blanco, 9 (7-2) John Rave, 9 (1-8) Clay Dungan, 6 (1-5) Nate Eaton, 4 (2-2) Tucker Bradley, 4 (1-3)	Maikel Garcia, 24 (10-14) Nick Loftin, 19 (4-15) Samad Taylor, 16 (11-5) John Rave, 13 (9-4) Nate Eaton, 11 (3-8) Kyle Isbel, 9 (7-2) Matt Beaty, 4 (1-3) Tucker Bradley, 3 (1-2) Nicky Lopez, 3 (1-2) Michael Massey, 2 (1-1) Clay Dungan, 1 (1-0) CJ Alexander, 1 (0-1) Adeiny Hechavarria, 1 (0-1) Logan Porter, 1 (0-1)	Tyler Gentry, 57 (28-29) Nick Loftin, 12 (7-5) Logan Porter, 9 (4-5) John Rave, 8 (2-6) Devin Mann, 7 (0-7) Nick Pratto, 4 (3-1) Samad Taylor, 3 (1-2) Matt Beaty, 2 (2-0) Nate Eaton, 2 (1-1) Nelson Velázquez, 2 (0-2) Clay Dungan, 1 (0-1) Michael Massey, 1 (0-1)	Logan Porter, 35 (16-19) Tyler Gentry, 15 (5-10) Nick Pratto, 14 (6-8) CJ Alexander, 10 (6-4) Johan Camargo, 8 (6-2) Nick Loftin, 4 (2-2) Franmil Reyes, 4 (2-2) John Rave, 3 (0-3) Devin Mann, 2 (0-2) Matt Beaty, 1 (1-0) Brewer Hicklen, 1 (0-1) Nelson Velázquez, 1 (0-1)	Nick Loftin, 25 (9-16) Logan Porter, 18 (9-9) Nate Eaton, 14 (6-8) CJ Alexander, 13 (10-3) Tucker Bradley, 9 (2-7) Brewer Hicklen, 5 (4-1) John Rave, 5 (2-3) Clay Dungan, 4 (3-1) Johan Camargo, 4 (1-3) Tyler Gentry, 4 (1-3) Jackson Reetz, 2 (0-0) Dairon Blanco, 1 (0-1) Freddy Fermin, 1 (0-1) Greyson Jenista, 1 (0-1) Nick Pratto, 1 (0-1) Nelson Velázquez, 1 (0-1)	CJ Alexander, 17 (7-10) Logan Porter, 16 (6-10) Tyler Gentry, 15 (3-12) Brewer Hicklen, 11 (6-5) Nate Eaton, 9 (4-5) Jackson Reetz, 8 (3-5) Nick Loftin, 5 (2-3) Adeiny Hechavarria, 4 (3-1) Tucker Bradley, 4 (2-2) Dairon Blanco, 4 (2-2) Jermaine Palacios, 3 (3-0) Clay Dungan, 3 (2-1) Freddy Fermin, 2 (0-0) Nelson Velázquez, 2 (0-2) Matt Beaty, 1 (1-0) José Briceño, 1 (1-0) Greyson Jenista, 1 (1-0) John Rave, 1 (1-0) Johan Camargo, 1 (0-1)	Dairon Blanco, 17 (9-8) Brewer Hicklen, 15 (7-8) Adeiny Hechavarria, 13 (5-8) Jackson Reetz, 11 (6-5) CJ Alexander, 11 (3-8) Freddy Fermin, 10 (3-7) Clay Dungan, 6 (4-2) Jermaine Palacios, 6 (2-4) Tyler Gentry, 5 (4-1) Logan Porter, 4 (2-2) Tucker Bradley, 3 (2-1) Nate Eaton, 3 (1-2) Angelo Castellano, 1 (1-0) Johan Camargo, 1 (0-1) Greyson Jenista, 1 (0-1) Nick Loftin, 1 (0-1)	Clay Dungan, 20 (12-8) Dairon Blanco, 15 (7-8) José Briceño, 13 (5-8) Tucker Bradley, 12 (6-6) Adeiny Hechavarria, 12 (6-6) Brewer Hicklen, 10 (3-7) Angelo Castellano, 9 (4-5) Jackson Reetz, 5 (2-3) Jermaine Palacios, 4 (3-1) CJ Alexander, 3 (0-3) Tyler Gentry, 2 (1-1) Paxton Wallace, 2 (1-1) Johan Camargo, 1 (1-0) John Rave, 1 (1-0)	Angelo Castellano, 64 (25-39) Tucker Bradley, 25 (14-11) Adeiny Hechavarria, 6 (3-3) Clay Dungan, 5 (2-3) Jermaine Palacios, 3 (1-2) Dairon Blanco, 2 (2-0) Brewer Hicklen, 1 (1-0) José Briceño, 1 (0-1) Paxton Wallace, 1 (0-1)

PLAYER	GS	POSITION										BATTING ORDER								
		C	1B	2B	3B	SS	LF	CF	RF	OF	DH	1ST	2ND	3RD	4TH	5TH	6TH	7TH	8TH	9TH
Tyler Gentry	99						2		89	91	8				57	15	4	15	5	3
Logan Porter	85	59	22								4		1	9	37	18	16	4		
Angelo Castellano	75		12	7	9	47												1	9	65
Samad Taylor	72			49	2		9	11		20	1	53	16	3						
Nick Loftin	67			20	41		1				5		19	13	4	25	5	1		
Tucker Bradley	60						46			46	14	4	3			9	4	3	12	25
CJ Alexander	56		41						4	4	11		1		10	13	17	12	3	
Brewer Hicklen	54						14	5	1	20	34	11			1	5	11	15	10	1
Nate Eaton	53			8	9		6	20	6	32	4	4	11	2	9	14	10	3		
Dairon Blanco	48						11	26	4	47	7	9				1	4	17	15	2
Clay Dungan	47			17	18	9					3	7	1	1		4	3	6	20	5
John Rave	41						9	26	5	40	1	9	13	8	3	6	1		1	
Adeiny Hechavarria	35					35							1				4	13	11	6
Jakson Reetz	26	23									3					2	8	11	5	
Maikel Garcia	24				10	14							24							
Nick Pratto	18		15				3			3				4	13	1				
Jermaine Palacios	16		4		10	2											3	6	4	3
Johan Camargo	15		2	3	7	1					2				8	4	1	1	1	
José Briceño	15	15															1		13	1
Freddy Fermin	14	12									2				1	1	2	10		
Drew Waters	12							12		12		12								
Kyle Isbel	9							8		8	1		9							
Matt Beaty	9		5								4		5	2	1		1			
Devin Mann	9		2	2	2		3			3			7	2						
Nelson Velázquez	6						4	1		5	1		2	1	1	2				
Franmil Reyes	4						1			1	3				4					
Nicky Lopez	3			1	1	1							3							
Greyson Jenista	3		3													1	1	1		
Michael Massey	3			2							1		2	1						
Paxton Wallace	3		3																2	1

OF LINEUP COMBOS

109 Games

107 Unique Lineup Combinations Used

MOST USED LINEUP (2, 2x)

PLAYER	Pos.
1. Brewer Hicklen	DH
2. John Rave	CF
3. Logan Porter	C
4. Nate Eaton	2B
5. Tucker Bradley	LF
6. Tyler Gentry	RF
7. Adeiny Hechavarria	SS
8. Clay Dungan	3B
9. Angelo Castellano	1B

STORM CHASERS POSITION PRODUCTION

	AVG	AB	H	TB	2B	3B	HR	RBI	BB	SO	OBP	SLG	OPS	SAC	SF	HBP	GDP
C	.244	393	96	159	21	0	14	50	54	114	.345	.405	.750	0	3	8	12
1B	.237	414	98	183	19	3	20	59	42	117	.312	.442	.754	0	4	5	8
2B	.270	407	110	172	21	4	11	60	68	87	.376	.423	.799	1	8	6	13
3B	.284	405	115	183	26	0	14	70	57	82	.371	.452	.823	1	7	3	14
SS	.239	381	91	149	22	0	12	65	53	89	.331	.391	.722	0	3	1	5
LF	.253	384	97	164	26	4	11	58	55	101	.350	.427	.777	2	6	6	13
CF	.284	422	120	197	27	4	14	52	54	99	.377	.467	.844	2	2	10	15
RF	.262	409	107	184	23	3	16	64	63	105	.368	.450	.818	1	6	9	7
DH	.252	401	101	172	23	3	14	52	57	119	.352	.429	.781	2	2	6	7

STORM CHASERS BATTING ORDER PRODUCTION

	AVG	AB	H	TB	2B	3B	HR	RBI	BB	SO	OBP	SLG	OPS	SAC	SF	HBP	GDP
1st	.299	442	132	207	29	8	10	64	60	97	.384	.468	.852	1	9	7	11
2nd	.252	429	108	168	28	1	10	60	66	101	.352	.392	.744	1	5	3	13
3rd	.238	420	100	163	23	2	12	69	59	106	.340	.388	.728	1	8	10	12
4th	.238	424	101	176	19	1	18	55	49	117	.323	.415	.738	0	6	7	10
5th	.264	421	111	192	20	2	19	66	45	96	.338	.456	.794	1	3	4	13
6th	.268	400	107	198	27	2	20	51	49	102	.353	.495	.848	0	2	5	8
7th	.218	377	82	150	19	2	15	62	57	111	.330	.398	.728	2	3	8	11
8th	.268	355	95	150	17	1	12	41	69	104	.399	.423	.822	1	2	10	6
9th	.274	368	101	162	27	2	10	65	50	89	.359	.440	.799	2	3	0	10

OUTFIELD ASSIST LOG (25)

#	OUTFIELDER	Pos.	ARM (MPH)	GAME	INNING	BASE	PITCHER	BATTER	RUNNER OUT	PLAY
1.	Tucker Bradley	LF	85.7	4/4 vs. Toledo	▲ 6	3rd	Brooks Kriske	Akil Baddoo	Akil Baddoo	Baddoo 3-RBI double, out at 3rd (7-6-5)
2.	Tyler Gentry	RF	62.2	4/14 @ Iowa	▼ 5	Home	Andrés Núñez	Matt Mervis	Christopher Morel	Mervis double, Morel out at home (9-4-2)
3.	Dairon Blanco	CF	—	4/19 vs. Gwinnett	▲ 3	2nd	Jonathan Heasley	Hendrik Clementina	Hendrik Clementina	Clementina RBI single, out at 2nd (8-4)
4.	Samad Taylor	CF	71.8	4/26 @ Nashville	▼ 5	2nd	Max Castillo	Andruw Monasterio	Andruw Monasterio	Monasterio single, out at 2nd (8-5-3-5)
5.	Nate Eaton	CF	95.4	4/27 @ Nashville	▼ 1	Home	Austin Cox	Keston Hiura	Andruw Monasterio	Hiura single, Monasterio out at home (8-2)
6.	Dairon Blanco	CF	43.3	4/28 @ Nashville	▼ 8	2nd	Jackson Kowar	Keston Hiura	Keston Hiura	Hiura 2-RBI single, out at 2nd (7-2-4)
7.	Brewer Hicklen	LF	67.7	5/2 vs. Louisville	▲ 5	2nd	Max Castillo	Matt McLain	Matt McLain	McLain 2-RBI single, out at 2nd (7-4-3-3-5)
8.	Dairon Blanco	CF	88.9	5/5 vs. Louisville	▲ 4	Home	Mike Mayers	Nick Martini	Will Benson	Martini flies out to CF, Benson out at home (8-2)
9.	Franmil Reyes	RF	68.2	5/6 vs. Louisville	▲ 6	2nd	Collin Snider	Matt McLain	Matt McLain	McLain RBI double, out at 2nd (7-6-4-5)
10.	Tyler Gentry	RF	69.6	5/11 @ Scranton/WB	▼ 9	Home	Nick Wittgren	Billy McKinney	Michael Hermosillo	McKinney RBI single, Hermosillo out at home (9-5-2)
11.	Drew Waters	CF	—	5/20 vs. Toledo	▲ 6	3rd	Walter Pennington	Parker Meadows	Jermaine Palacios	Meadows sacrifice fly DP, Palacios out at 3rd (8-6)
12.	Tucker Bradley	LF	—	5/25 @ St. Paul	▼ 5	2nd	Jackson Kowar	Chris Williams	Chris Williams	Williams RBI single, out at 2nd (7-5-3-4-3)
13.	Dairon Blanco	RF	83.8	5/26 @ St. Paul	▼ 3	2nd	Drew Parrish	Andrew Stevenson	Tony Walters	Stevenson flies into a double play, Walters out at 2nd (9-6)
14.	Tyler Gentry	RF	—	5/27 @ St. Paul	▼ 1	3rd	Jonathan Heasley	Jose Miranda	Andrew Stevenson	Miranda flies into a double play, Stevenson out at 3rd (9-1-5)
15.	Tyler Gentry	RF	92.1	5/28 @ St. Paul	▼ 3	Home	Max Castillo	Jose Miranda	Alex De Goti	Miranda lines into a double play, De Goti out at 3rd (9-2)
16.	Brewer Hicklen	LF	94.6	5/28 @ St. Paul	▼ 7	Home	Jackson Kowar	Jose Miranda	Andrew Stevenson	Miranda RBI single, Stevenson scores, Reetz Error (7-2)
17.	Nate Eaton	RF	74.9	6/4 vs. Memphis	▲ 9	2nd	Jonah Dipoto	Juniel Querecuto	Juniel Querecuto	Querecuto RBI single, out at 2nd (9-6)
18.	Brewer Hicklen	CF	71.5	6/8 @ Indianapolis	▼ 5	2nd	Drew Parrish	Henry Davis	Henry Davis	Davis single, out at 2nd (8-4)
19.	John Rave	LF	89.4	6/20 @ Rochester	▼ 1	2nd	Alec Marsh	Nomar Mazara	Nomar Mazara	Mazara RBI single, out at 2nd (7-2-4)
20.	Nate Eaton	CF	99.9	7/2 vs. Iowa [G1]	▲ 2	2nd	Brad Keller	Edwin Rios	Edwin Rios	Rios single, out at 2nd (8-4)
21.	Nate Eaton	LF	96.4	7/15 vs. Indianapolis	▲ 8	2nd	Brooks Kriske	Alika Williams	Aaron Shackelford	Williams single, Shackelford out at 2nd (7-5)
22.	Nate Eaton	CF	98.7	7/16 vs. Indianapolis	▲ 5	3rd	Emilio Marquez	Canaan Smith-Njigba	Chris Owings	Smith-Njigba single, Owings out at 3rd (8-5)
23.	Nate Eaton	RF	96.7	7/26 @ Columbus	▼ 9	2nd	Will Klein	Jhonkensy Noel	Zack Collins	Noel flies into a force out, Collins out at 2nd (9-6)
24.	Nate Eaton	CF	—	8/2 @ Louisville	▼ 9	Home	Christian Chamberlain	Michael Siani	Jose Barrero	Siani single, Barrero out at home (9-6-2)
25.	Nick Loftin	LF	80.6	8/4 @ Louisville	▼ 7	2nd	Jonah Dipoto	TJ Hopkins	TJ Hopkins	Hopkins single, out at 2nd (7-4)

BY PLAYER

	LF	1
NATE EATON (7)	CF	4
	RF	2
	LF	1
DAIRON BLANCO (4)	CF	2
	RF	1
TYLER GENTRY (4)	RF	4
	LF	2
BREWER HICKLEN (3)	CF	1
TUCKER BRADLEY (2)	LF	2
NICK LOFTIN (1)	LF	1
JOHN RAVE (1)	LF	1
FRANMIL REYES (1)	LF	1
SAMAD TAYLOR (1)	CF	1
DREW WATERS (1)	CF	1

DATE	OPPONENT	RESULT	SP	C	1B	2B	3B	SS	LF	CF	RF	DH
3/31	@ Indianapolis	W 8-6	Mike Mayers	Freddy Fermin	Nick Pratto	Samad Taylor	Nick Loftin	Maikel Garcia	Tucker Bradley	Dairon Blanco	Tyler Gentry	CJ Alexander
4/1	@ Indianapolis	W 12-1	Austin Cox	Logan Porter	Nick Pratto	Angelo Castellano	Nick Loftin	Maikel Garcia	Samad Taylor	Dairon Blanco	Tyler Gentry	Jackson Reetz
4/2	@ Indianapolis	W 8-3	Jonathan Heasley	Freddy Fermin	Nick Pratto	Samad Taylor	Nick Loftin	Maikel Garcia	Tucker Bradley	Dairon Blanco	Tyler Gentry	CJ Alexander
4/3	TOLEDO	L 9-2	Max Castillo	Freddy Fermin	Nick Pratto	Samad Taylor	Nick Loftin	Maikel Garcia	Tucker Bradley	Dairon Blanco	Tyler Gentry	CJ Alexander
4/5	TOLEDO	L 7-6	Mike Mayers	Jackson Reetz	Logan Porter	Angelo Castellano	Nick Loftin	Maikel Garcia	Dairon Blanco	Samad Taylor	Tyler Gentry	Freddy Fermin
4/6	TOLEDO	L 8-5	Jackson Kowar	Freddy Fermin	Logan Porter	Samad Taylor	Nick Loftin	Maikel Garcia	Tucker Bradley	Dairon Blanco	Tyler Gentry	Logan Porter
4/7	TOLEDO	W 9-4	Jonathan Heasley	Freddy Fermin	Logan Porter	Samad Taylor	Angelo Castellano	Maikel Garcia	Tucker Bradley	Dairon Blanco	CJ Alexander	Tyler Gentry
4/8	TOLEDO	W 13-8	Drew Parrish	Freddy Fermin	Nick Pratto	Samad Taylor	Maikel Garcia	Angelo Castellano	Tucker Bradley	Dairon Blanco	Tyler Gentry	CJ Alexander
4/9	TOLEDO	L 8-2	Max Castillo	Logan Porter	Nick Pratto	Samad Taylor	Angelo Castellano	Maikel Garcia	Tyler Gentry	Dairon Blanco	CJ Alexander	Jackson Reetz
4/11	@ Iowa	W 9-6	Mike Mayers	Freddy Fermin	Nick Loftin	Samad Taylor	Nick Loftin	Maikel Garcia	Tucker Bradley	Dairon Blanco	Tyler Gentry	Logan Porter
4/12	@ Iowa	W 10-6	Austin Cox	Logan Porter	Nick Pratto	Samad Taylor	Nick Loftin	Maikel Garcia	Tucker Bradley	Dairon Blanco	Tyler Gentry	CJ Alexander
4/13	@ Iowa	L 14-1	Jonathan Heasley	Freddy Fermin	Nick Pratto	Angelo Castellano	Nick Loftin	Maikel Garcia	Tucker Bradley	Samad Taylor	CJ Alexander	Tyler Gentry
4/14	@ Iowa	W 11-8	Drew Parrish	Freddy Fermin	CJ Alexander	Angelo Castellano	Nick Loftin	Maikel Garcia	Dairon Blanco	Samad Taylor	Tyler Gentry	Logan Porter
4/18	WINNETT	L 4-1	Mike Mayers	Freddy Fermin	Logan Porter	Nick Loftin	Maikel Garcia	Angelo Castellano	Nick Pratto	Samad Taylor	CJ Alexander	Tyler Gentry
4/19	@ WINNETT	L 9-2	Jonathan Heasley	Freddy Fermin	Nick Pratto	Samad Taylor	Nick Loftin	Maikel Garcia	Tucker Bradley	Samad Taylor	Tyler Gentry	Logan Porter
4/20	WINNETT	L 9-3	Max Castillo	Freddy Fermin	Nick Pratto	Nick Loftin	Maikel Garcia	Angelo Castellano	Dairon Blanco	Samad Taylor	Tyler Gentry	Logan Porter
4/21	WINNETT	L 7-3	Austin Cox	Jackson Reetz	Nick Pratto	Nick Loftin	Maikel Garcia	Angelo Castellano	Tucker Bradley	Samad Taylor	Tyler Gentry	CJ Alexander
4/22	WINNETT	L 5-2	Drew Parrish	Logan Porter	CJ Alexander	Samad Taylor	Maikel Garcia	Angelo Castellano	Nick Pratto	Dairon Blanco	Tyler Gentry	Nick Loftin
4/23	WINNETT	W 13-3	Mike Mayers	Logan Porter	Nick Pratto	Samad Taylor	Nick Loftin	Maikel Garcia	Tucker Bradley	Dairon Blanco	Tyler Gentry	Samad Taylor
4/25	@ Nashville	L 6-5	Jonathan Heasley	Logan Porter	Nick Loftin	Maikel Garcia	Angelo Castellano	Angelo Castellano	Tyler Gentry	Dairon Blanco	Tyler Gentry	Dairon Blanco
4/26	@ Nashville	L 5-0	Max Castillo	Logan Porter	Nick Pratto	Nick Loftin	Maikel Garcia	Angelo Castellano	Brewer Hicklen	Samad Taylor	Tyler Gentry	CJ Alexander
4/27	@ Nashville	W 2-1	Austin Cox	Jackson Reetz	CJ Alexander	Samad Taylor	Nick Loftin	Maikel Garcia	Nick Pratto	Dairon Blanco	Tyler Gentry	Tyler Gentry
4/28	@ Nashville	L 4-3	Drew Parrish	Logan Porter	CJ Alexander	Samad Taylor	Maikel Garcia	Angelo Castellano	Dairon Blanco	Samad Taylor	Tyler Gentry	Brewer Hicklen
4/29	@ Nashville	L 4-3 (10)	Mike Mayers	Jackson Reetz	CJ Alexander	Nicky Lopez	Angelo Castellano	Angelo Castellano	Dairon Blanco	Samad Taylor	Tyler Gentry	Samad Taylor
4/30	@ Nashville	W 10-6	Jonathan Heasley	Freddy Fermin	Logan Porter	Samad Taylor	Nick Loftin	Maikel Garcia	Tucker Bradley	Nate Eaton	Tyler Gentry	Brewer Hicklen
5/2	LOUISVILLE	L 10-4	Max Castillo	Jackson Reetz	Logan Porter	Samad Taylor	Nate Eaton	Angelo Castellano	Brewer Hicklen	Dairon Blanco	Tyler Gentry	Nick Loftin
5/3	LOUISVILLE	L 7-4	Marcelo Martinez	Logan Porter	CJ Alexander	Samad Taylor	Nick Loftin	Angelo Castellano	Tucker Bradley	Nate Eaton	Tyler Gentry	Brewer Hicklen
5/4	LOUISVILLE	L 12-10	Drew Parrish	Logan Porter	CJ Alexander	Samad Taylor	Nick Loftin	Angelo Castellano	Tucker Bradley	Brewer Hicklen	Tyler Gentry	Frannil Reyes
5/6	LOUISVILLE	W 7-9	Mike Mayers	Jackson Reetz	Logan Porter	Samad Taylor	Nick Loftin	Clay Dungan	Brewer Hicklen	Dairon Blanco	Tyler Gentry	Frannil Reyes
5/6	LOUISVILLE	W 11-9	Daniel Mengden	Logan Porter	CJ Alexander	Samad Taylor	Nick Loftin	Angelo Castellano	Frannil Reyes	Dairon Blanco	Tyler Gentry	Tucker Bradley
5/7	LOUISVILLE	L 4-3	Daniel Lynch	Jackson Reetz	Logan Porter	Samad Taylor	Nick Loftin	Angelo Castellano	Brewer Hicklen	Dairon Blanco	Tyler Gentry	Frannil Reyes
5/9	@ Scranton/WB	L 14-2	Drew Parrish	Logan Porter	CJ Alexander	Samad Taylor	Nick Loftin	Clay Dungan	Tucker Bradley	Drew Waters	Tyler Gentry	Brewer Hicklen
5/10	@ Scranton/WB	L 6-2	Mike Mayers	Logan Porter	Logan Porter	Clay Dungan	Nick Loftin	Angelo Castellano	Brewer Hicklen	Dairon Blanco	Tyler Gentry	Samad Taylor
5/11	@ Scranton/WB	W 4-3 (11)	Jonathan Heasley	Logan Porter	CJ Alexander	Samad Taylor	Nick Loftin	Angelo Castellano	Tucker Bradley	Drew Waters	Dairon Blanco	Brewer Hicklen
5/12	@ Scranton/WB	W 3-2	Daniel Lynch	Jackson Reetz	CJ Alexander	Samad Taylor	Clay Dungan	Angelo Castellano	Dairon Blanco	Drew Waters	Tyler Gentry	Tucker Bradley
5/13	@ Scranton/WB	L 8-6	Austin Cox	Logan Porter	CJ Alexander	Samad Taylor	Nick Loftin	Angelo Castellano	Brewer Hicklen	Dairon Blanco	Tyler Gentry	Dairon Blanco
5/14	@ Scranton/WB	W 6-3	Drew Parrish	Jackson Reetz	CJ Alexander	Samad Taylor	Nick Loftin	Clay Dungan	Tucker Bradley	Dairon Blanco	Tyler Gentry	Brewer Hicklen
5/16	@ Scranton/WB	W 9-1	Jonathan Heasley	Logan Porter	CJ Alexander	Nicky Lopez	Angelo Castellano	Angelo Castellano	Samad Taylor	Drew Waters	Tyler Gentry	Johan Camargo
5/17	TOLEDO	W 16-8	Daniel Lynch	Jackson Reetz	Logan Porter	Clay Dungan	Nick Loftin	Angelo Castellano	Samad Taylor	Drew Waters	Tyler Gentry	Dairon Blanco
5/18	TOLEDO	W 9-0	Austin Cox	Logan Porter	CJ Alexander	Samad Taylor	Nick Loftin	Angelo Castellano	Tucker Bradley	Drew Waters	Tyler Gentry	Brewer Hicklen
5/19	TOLEDO	W 9-1	Daniel Mengden	Logan Porter	CJ Alexander	Clay Dungan	Nick Loftin	Angelo Castellano	Samad Taylor	Drew Waters	Tyler Gentry	Dairon Blanco
5/20	TOLEDO	L 4-4	Drew Parrish	Jackson Reetz	CJ Alexander	Samad Taylor	Nicky Lopez	Angelo Castellano	Samad Taylor	Drew Waters	Tyler Gentry	Nick Loftin
5/21	TOLEDO	W 8-7	Jonathan Heasley	Logan Porter	Logan Porter	Samad Taylor	Nick Loftin	Angelo Castellano	Tucker Bradley	Drew Waters	Tyler Gentry	Brewer Hicklen
5/23	@ St. Paul	W 6-1	Daniel Lynch	Logan Porter	Greyson Jenista	Clay Dungan	Nick Loftin	Angelo Castellano	Samad Taylor	Drew Waters	Tyler Gentry	Dairon Blanco
5/24	@ St. Paul	L 6-5	Anthony Veneziano	Jackson Reetz	Logan Porter	Nick Loftin	Angelo Castellano	Angelo Castellano	Dairon Blanco	Drew Waters	Tyler Gentry	Brewer Hicklen
5/25	@ St. Paul	L 8-6	Austin Cox	Logan Porter	Greyson Jenista	Samad Taylor	Nick Loftin	Angelo Castellano	Dairon Blanco	Drew Waters	Tyler Gentry	Brewer Hicklen
5/26	@ St. Paul	L 6-4	Drew Parrish	Jackson Reetz	Logan Porter	Clay Dungan	Nick Loftin	Angelo Castellano	Samad Taylor	Dairon Blanco	Tyler Gentry	Samad Taylor
5/27	@ St. Paul	L 14-1	Jonathan Heasley	Logan Porter	Greyson Jenista	Samad Taylor	Nick Loftin	Angelo Castellano	Dairon Blanco	Nate Eaton	Tyler Gentry	Tucker Bradley
5/28	@ St. Paul	L 10-6	Max Castillo	Jackson Reetz	CJ Alexander	Johan Camargo	Nick Loftin	Clay Dungan	Brewer Hicklen	Samad Taylor	Tyler Gentry	Nate Eaton
5/30	MEMPHIS	W 7-6	Anthony Veneziano	Logan Porter	CJ Alexander	Samad Taylor	Nick Loftin	Johan Camargo	Dairon Blanco	Nate Eaton	Tyler Gentry	Brewer Hicklen
5/31	MEMPHIS	L 2-4	Austin Cox	Logan Porter	Johan Camargo	Samad Taylor	Nate Eaton	Clay Dungan	Dairon Blanco	Clay Dungan	Tyler Gentry	CJ Alexander
6/1	MEMPHIS	L 12-6	Jonathan Heasley	Jackson Reetz	CJ Alexander	Nate Eaton	Johan Camargo	Angelo Castellano	Samad Taylor	Brewer Hicklen	Tyler Gentry	Dairon Blanco
6/2	MEMPHIS	W 10-9 (10)	Drew Parrish	Logan Porter	CJ Alexander	Nate Eaton	Johan Camargo	Angelo Castellano	Dairon Blanco	Brewer Hicklen	Tyler Gentry	Logan Porter
6/3	MEMPHIS	L 4-2	Max Castillo	Jackson Reetz	Logan Porter	Samad Taylor	Nate Eaton	Angelo Castellano	Brewer Hicklen	Dairon Blanco	Tyler Gentry	Johan Camargo
6/4	MEMPHIS	L 6-3	Anthony Veneziano	Logan Porter	CJ Alexander	Samad Taylor	Johan Camargo	Clay Dungan	Tucker Bradley	Dairon Blanco	Tyler Gentry	Tyler Gentry
6/6	@ Indianapolis	W 4-1	Daniel Mengden	Jackson Reetz	Logan Porter	Samad Taylor	Nate Eaton	Angelo Castellano	Samad Taylor	Dairon Blanco	Tyler Gentry	Samad Taylor
6/7	@ Indianapolis	W 9-7	Jonathan Heasley	Logan Porter	CJ Alexander	Johan Camargo	Nate Eaton	Clay Dungan	Samad Taylor	Dairon Blanco	Tyler Gentry	Tucker Bradley
6/8	@ Indianapolis	W 15-7	Drew Parrish	Logan Porter	CJ Alexander	Samad Taylor	Clay Dungan	Angelo Castellano	Tucker Bradley	Brewer Hicklen	Tyler Gentry	Dairon Blanco
6/9	@ Indianapolis	W 6-2	Max Castillo	Jackson Reetz	Logan Porter	Samad Taylor	Johan Camargo	Angelo Castellano	Brewer Hicklen	Dairon Blanco	Tyler Gentry	CJ Alexander
6/10	@ Indianapolis	W 6-3	Anthony Veneziano	Jackson Reetz	CJ Alexander	Samad Taylor	Johan Camargo	Angelo Castellano	Dairon Blanco	Clay Dungan	Tyler Gentry	Brewer Hicklen
6/13	COLUMBUS	W 6-5	Jonathan Heasley	Jackson Reetz	Logan Porter	Samad Taylor	Johan Camargo	Angelo Castellano	John Rave	Kyle Isbel	Tyler Gentry	Brewer Hicklen
6/14	COLUMBUS	W 6-1	Alec Marsh	Logan Porter	Johan Camargo	Samad Taylor	Clay Dungan	Jermaine Palacios	Tucker Bradley	John Rave	Tyler Gentry	Matt Beatty
6/15	COLUMBUS	W 4-2	Max Castillo	Logan Porter	Matt Beatty	Samad Taylor	Angelo Castellano	Jermaine Palacios	John Rave	Kyle Isbel	Tyler Gentry	Brewer Hicklen
6/16	COLUMBUS	W 13-4	Anthony Veneziano	Logan Porter	Clay Dungan	Angelo Castellano	Angelo Castellano	Adeiny Hechavarria	John Rave	Kyle Isbel	Tyler Gentry	Brewer Hicklen
6/17	COLUMBUS	L 7-6	Drew Parrish	Logan Porter	Angelo Castellano	Clay Dungan	Angelo Castellano	Adeiny Hechavarria	John Rave	Kyle Isbel	Tyler Gentry	Brewer Hicklen
6/18	COLUMBUS	W 6-4	James McArthur	Logan Porter	Jose Briceño	Nate Eaton	Jermaine Palacios	Adeiny Hechavarria	John Rave	Kyle Isbel	Tyler Gentry	Brewer Hicklen
6/20	@ Rochester	L 5-4	Alec Marsh	Logan Porter	Angelo Castellano	Nate Eaton	Clay Dungan	Adeiny Hechavarria	John Rave	Kyle Isbel	Tyler Gentry	Brewer Hicklen
6/21	@ Rochester	W 7-3	Max Castillo	Logan Porter	Logan Porter	Clay Dungan	Jermaine Palacios	Adeiny Hechavarria	Tucker Bradley	Nate Eaton	Tyler Gentry	Brewer Hicklen
6/22	@ Rochester	W 6-4	Jonathan Bowlan	Logan Porter	Angelo Castellano	Clay Dungan	Jermaine Palacios	Adeiny Hechavarria	Tucker Bradley	Kyle Isbel	Tyler Gentry	Brewer Hicklen
6/23	@ Rochester	W 4-2	Anthony Veneziano	Logan Porter	Angelo Castellano	Clay Dungan	Jermaine Palacios	Adeiny Hechavarria	Tucker Bradley	Kyle Isbel	Tyler Gentry	Brewer Hicklen
6/24	@ Rochester	L 3-2	Ryan Yarbrough	Logan Porter	Logan Porter	Angelo Castellano	Jermaine Palacios	Adeiny Hechavarria	John Rave	Kyle Isbel	Tyler Gentry	Brewer Hicklen
6/25	@ Rochester	W 7-3	Alec Marsh	Logan Porter	Paxton Wallace	Clay Dungan	Jermaine Palacios	Adeiny Hechavarria	Tucker Bradley	John Rave	Tyler Gentry	Kyle Isbel
6/28	IOWA	L 9-2	Angel Zerpa	Logan Porter	Angelo Castellano	Nate Eaton	Clay Dungan	Adeiny Hechavarria	Tucker Bradley	John Rave	Tyler Gentry	Brewer Hicklen
6/29	IOWA	W 8-3	Ryan Yarbrough	Logan Porter	Angelo Castellano	Nate Eaton	Clay Dungan	Adeiny Hechavarria	Tucker Bradley	John Rave	Tyler Gentry	Brewer Hicklen
6/30	IOWA	L 6-5	Max Castillo	Logan Porter	Jermaine Palacios	Michael Massey	Nate Eaton	Angelo Castellano	Tucker Bradley	John Rave	Tyler Gentry	Brewer Hicklen
7/2 [61]	IOWA	W 11-1 (7)	Brad Keller	Logan Porter	Jose Briceño	Angelo Castellano	Clay Dungan	Adeiny Hechavarria	Tucker Bradley	Nate Eaton	Tyler Gentry	Brewer Hicklen
7/2 [62]	IOWA	L 6-2 (7)	Cole Ragans	Logan Porter	Paxton Wallace	Clay Dungan	Jermaine Palacios	Angelo Castellano	John Rave	Nate Eaton	Tyler Gentry	Tucker Bradley
7/3	IOWA	L 7-6	Angel Zerpa	Logan Porter	Jermaine Palacios	Nate Eaton	Clay Dungan	Adeiny Hechavarria	John Rave	Nate Eaton	Tyler Gentry	Michael Massey
7/4	@ Gwinnett	L 8-1	Ryan Yarbrough	Logan Porter	Angelo Castellano	Clay Dungan	Jermaine Palacios	Adeiny Hechavarria	Tucker Bradley	John Rave	Tyler Gentry	Brewer Hicklen
7/5	@ Gwinnett	L 8-7 (10)	Brad Keller	Logan Porter	Angelo Castellano	Samad Taylor	Nate Eaton	Adeiny Hechavarria	Tucker Bradley	John Rave	Tyler Gentry	Brewer Hicklen
7/6	@ Gwinnett	L 9-6	James McArthur	Logan Porter	Angelo Castellano	Samad Taylor	Nate Eaton	Adeiny Hechavarria	Tucker Bradley	John Rave	Tyler Gentry	Tucker Bradley
7/7	@ Gwinnett	W 7-1	Cole Ragans	Logan Porter	Paxton Wallace	Samad Taylor	Jermaine Palacios	Adeiny Hechavarria	Nate Eaton	John Rave	Tyler Gentry	Brewer Hicklen
7/9	INDIANAPOLIS	L 8-1	Angel Zerpa	Logan Porter	Angelo Castellano	Clay Dungan	Nate Eaton	Adeiny Hechavarria	Tucker Bradley	John Rave	Tyler Gentry	Clay Dungan
7/14	INDIANAPOLIS	L 13-5	Angel Zerpa	Logan Porter	Jermaine Palacios	Clay Dungan	Nate Eaton	Angelo Castellano	Tucker Bradley	John Rave	Tyler Gentry	Brewer Hicklen
7/15	INDIANAPOLIS	W 8-3	Austin Cox	Logan Porter	CJ Alexander	Angelo Castellano	Nick Loftin	Adeiny Hechavarria	Nate Eaton	John Rave	Tyler Gentry	Brewer Hicklen
7/16	INDIANAPOLIS	L 11-4	Evan Sisk	Logan Porter	CJ Alexander	Clay Dungan	Nick Loftin	Adeiny Hechavarria	Tucker Bradley	Nate Eaton	Tyler Gentry	Tyler Gentry
7/18	ST. PAUL	L 1-0	Anthony Veneziano	Logan Porter	CJ Alexander	Nate Eaton	Nick Loftin	Angelo Castellano	Tucker Bradley	John Rave	Tyler Gentry	Clay Dungan
7/19	ST. PAUL	W 9-4	Jonathan Bowlan	Logan Porter	CJ Alexander	Samad Taylor	Nick Loftin	Adeiny Hechavarria	Nate Eaton	John Rave	Tyler Gentry	Matt Beatty
7/20	ST. PAUL	L 6-5	Angel Zerpa	Logan Porter	Matt Beatty	Samad Taylor	Jermaine Palacios	Adeiny Hechavarria	Brewer Hicklen	Nate Eaton	Tyler Gentry	Nick Loftin
7/21	ST. PAUL	W 5-4	Cole Ragans	Logan Porter	CJ Alexander	Samad Taylor	Clay Dungan	Adeiny Hechavarria	Nate Eaton	John Rave	Tyler Gentry	Tucker Bradley
7/22	ST. PAUL	W 8-5	Max Castillo	Logan Porter	Matt Beatty	Samad Taylor	Nick Loftin	Angelo Castellano	John Rave	Nate Eaton	Tyler Gentry	Brewer Hicklen
7/23	ST. PAUL	L 2-1	Anthony Veneziano	Logan Porter	CJ Alexander	Samad Taylor	Nate Eaton	Adeiny Hechavarria	Tucker Bradley	John Rave	Tyler Gentry	Clay Dungan
7/25	@ Columbus	L 10-2	Jonathan Bowlan	Logan Porter	CJ Alexander	Samad Taylor	Nick Loftin	Adeiny Hechavarria	John Rave	Nate Eaton	Tyler Gentry	Tucker Bradley
7/26	@ Columbus	W 5-2	Angel Zerpa	Logan Porter	Jose Briceño	Samad Taylor	Clay Dungan	Angelo Castellano	Brewer Hicklen	John Rave	Nate Eaton	CJ Alexander
7/27	@ Columbus	W 5-2	Cole Ragans	Logan Porter	CJ Alexander	Samad Taylor	Nick Loftin	Adeiny Hechavarria	Tucker Bradley	Nate Eaton	Tyler Gentry	John Rave
7/28	@ Columbus	W 7-6	Max Castillo	Logan Porter	CJ Alexander	Samad Taylor	Nick Loftin	Angelo Castellano	Tyler Gentry	Nate Eaton	Tyler Gentry	John Rave
7/29	@ Columbus	L 6-3	Anthony Veneziano	Logan Porter	Matt Beatty	Samad Taylor	Angelo Castellano	Adeiny Hechavarria	Nate Eaton	John Rave	Tyler Gentry	Brewer Hicklen
7/30	@ Columbus	W 7-5	Jonathan Bowlan	Logan Porter	Angelo Castellano	Nick Loftin	Clay Dungan	Adeiny Hechavarria	Brewer Hicklen	Nate Eaton	Tyler Gentry	Matt Beatty
8/1	@ Louisville	L 3-2	Evan Sisk	Logan Porter	CJ Alexander	Nick Loftin	Clay Dungan	Adeiny Hechavarria	Nate Eaton	John Rave	Tyler Gentry	Tucker Bradley
8/2	@ Louisville	L 8-3	Max Castillo	Logan Porter	CJ Alexander	Nick Loftin	Angelo Castellano	Adeiny Hechavarria	Nelson Velazquez	Nate Eaton	Tyler Gentry	Tyler Gentry
8/3	@ Louisville	L 11-2	Drew Parrish	Logan Porter	Devin Mann	Nick Loftin	Angelo Castellano	Adeiny Hechavarria	Nelson Velazquez	John Rave	Tyler Gentry	Tucker Bradley
8/4	@ Louisville	L 5-1	Anthony Veneziano	Logan Porter	CJ Alexander	Devin Mann	Clay Dungan	Angelo Castellano	Nick Loftin	John Rave	Tyler Gentry	Nelson Velazquez
8/5	@ Louisville	L 5-1	Jonathan Bowlan	Logan Porter	CJ Alexander	Nick Loftin	Devin Mann	Angelo Castellano	Brewer Hicklen	Nelson Velazquez	Tyler Gentry	Tucker Bradley
8/6	@ Louisville	L 5-1	Evan Sisk	Logan Porter	Jose Briceño	Clay Dungan	Nick Loftin	Adeiny Hechavarria	Devin Mann	John Rave	Tyler Gentry	Nate Eaton
8/8	IOWA	L 8-2	Max Castillo	Logan Porter	Devin Mann	Nick Loftin	Clay Dungan	Adeiny Hechavarria	Nelson Velazquez	John Rave	Tyler Gentry	Nate Eaton
8/9	IOWA	W 10-1	Drew Parrish	Logan Porter	CJ Alexander	Devin Mann	Nick Loftin	Adeiny Hechavarria	Nelson Velazquez	John Rave	Tyler Gentry	Tucker Bradley
8/10	IOWA	L 3-3	Anthony Veneziano	Logan Porter	Jose Briceño	Nick Loftin	Angelo Castellano	Adeiny Hechavarria	Devin Mann	Nate Eaton	Brewer Hicklen	Tyler Gentry
8/11	IOWA	L 9-4	Jonathan Bowlan	Logan Porter	CJ Alexander	Nick Loftin	Devin Mann	Angelo Castellano	Tucker Bradley	John Rave	Tyler Gentry	Nate Eaton
8/12	IOWA	L 7-4	Joe Barlow	Logan Porter	Angelo Castellano	Nick Loftin	Devin Mann	Adeiny Hechavarria	Brewer Hicklen			

DATE	OPPONENT	RESULT	IP	H	R	ER	BB	SO	2B	3B	HR	TB	AVG	WHIP	WP	BK	HB	GIDP	IBB	TBF	SV	SVO	ERA (SEASON)
3/31	@ Indianapolis	W 8-6	9.0	11	6	6	2	7	4	0	1	18	(.297)	(1.44)	0	1	2	1	0	40	1	1	6.00
4/1	@ Indianapolis	W 12-1	9.0	5	3	3	2	8	4	0	0	16	(.185)	(0.78)	0	1	2	0	0	31	0	0	3.50
4/2	@ Indianapolis	W 8-3	9.0	11	3	3	5	10	1	1	1	17	(.314)	(1.78)	0	0	0	3	0	40	0	0	3.33
4/4	TOLEDO	L 9-2	9.0	12	9	9	4	10	6	0	3	27	(.324)	(1.78)	0	0	0	1	0	41	0	0	4.75
4/5	TOLEDO	L 7-6	9.0	12	7	6	5	10	3	0	1	18	(.316)	(1.89)	1	0	0	2	0	43	0	1	5.00
4/6	TOLEDO	L 8-5	9.0	10	8	8	8	12	3	0	3	22	(.286)	(2.00)	0	0	0	1	0	44	0	0	5.50
4/7	TOLEDO	W 9-4	9.0	9	4	4	5	8	0	2	1	16	(.250)	(1.56)	1	0	1	0	0	42	0	0	5.29
4/8	TOLEDO	W 13-8	9.0	13	8	7	4	8	2	0	0	15	(.317)	(1.89)	0	1	2	1	0	47	0	0	5.50
4/9	TOLEDO	L 8-2	9.0	13	8	6	4	10	2	0	3	24	(.317)	(1.89)	0	1	1	1	0	46	0	0	5.56
4/11	@ Iowa	L 9-6	8.0	7	9	9	6	10	2	0	0	16	(.266)	(1.75)	0	0	1	0	0	39	0	0	5.97
4/12	@ Iowa	W 10-6	9.0	8	6	6	2	10	2	1	2	18	(.235)	(1.11)	0	0	1	1	0	37	0	0	5.97
4/13	@ Iowa	L 14-1	8.0	15	14	12	4	8	7	0	2	28	(.375)	(2.38)	0	0	2	0	0	46	0	0	6.54
4/14	@ Iowa	W 11-8	9.0	11	8	7	4	14	2	0	2	19	(.297)	(1.67)	1	0	2	0	1	45	1	1	6.57
4/18	GWINNETT	L 4-1	9.0	7	4	4	6	9	0	1	0	8	(.207)	(1.33)	0	0	0	3	0	34	0	0	6.39
4/19	GWINNETT	L 6-2	9.0	10	6	6	9	3	2	0	0	19	(.286)	(1.22)	0	0	0	1	0	36	0	0	6.36
4/20	GWINNETT	L 9-3	9.0	10	9	6	5	7	1	1	1	16	(.286)	(1.67)	2	0	0	1	0	41	0	0	6.34
4/21	GWINNETT	L 7-3	9.0	11	7	4	4	8	4	0	1	18	(.297)	(1.67)	4	1	0	2	0	42	0	0	6.20
4/22	GWINNETT	L 5-2	9.0	10	5	4	5	5	1	0	1	14	(.294)	(1.67)	0	0	2	1	0	39	0	0	6.08
4/23	GWINNETT	W 5-3	9.0	13	3	3	3	7	2	0	0	10	(.229)	(1.22)	2	0	0	1	0	39	1	1	5.91
4/25	@ Nashville	L 8-3	8.0	11	8	8	3	5	2	1	2	21	(.333)	(1.75)	0	0	0	0	0	38	0	0	6.05
4/26	@ Nashville	L 5-0	8.0	11	5	5	3	5	3	0	1	17	(.333)	(1.75)	0	0	0	0	0	37	0	0	6.03
4/27	@ Nashville	W 2-1	9.0	6	1	1	5	10	1	0	0	7	(.200)	(1.22)	0	0	1	1	0	36	1	1	5.80
4/28	@ Nashville	L 4-3	8.2	7	4	3	4	7	1	0	0	8	(.237)	(1.27)	0	0	3	0	0	34	0	0	5.68
4/29	@ Nashville	L 6-5 (10)	9.1	13	6	5	7	7	2	0	0	18	(.325)	(2.04)	0	0	1	0	0	48	0	1	6.09
4/30	@ Nashville	W 10-6	9.0	9	6	6	5	9	1	0	1	13	(.257)	(1.56)	3	0	1	0	0	42	0	0	5.66
5/2	LOUISVILLE	L 10-4	9.0	14	10	10	5	8	1	0	1	18	(.368)	(2.11)	3	0	0	0	0	45	0	0	5.83
5/3	LOUISVILLE	L 7-4	9.0	11	7	6	4	10	0	0	3	20	(.306)	(1.67)	0	0	1	1	0	41	0	0	5.84
5/4	LOUISVILLE	L 12-10	9.0	13	12	10	3	12	10	0	1	34	(.333)	(1.89)	0	0	1	1	0	43	0	0	5.83
5/5	LOUISVILLE	W 6-2	9.0	7	2	2	3	8	1	0	1	11	(.219)	(1.11)	0	0	0	0	0	36	1	1	5.85
5/6	LOUISVILLE	W 11-9	9.0	13	9	9	3	9	4	0	2	23	(.342)	(1.78)	0	0	1	0	0	42	1	1	5.95
5/7	LOUISVILLE	L 4-3	9.0	6	4	4	7	10	2	0	1	11	(.188)	(1.44)	1	1	0	0	0	39	0	0	5.89
5/9	@ Scranton/WB	L 14-2	8.0	18	14	13	5	6	4	0	4	34	(.486)	(2.88)	0	0	2	4	0	45	0	0	6.14
5/10	@ Scranton/WB	L 4-3	8.0	4	4	4	8	9	1	0	0	8	(.160)	(1.50)	0	0	1	2	0	41	0	0	5.84
5/11	@ Scranton/WB	W 4-3 (11)	11.0	8	3	3	6	15	3	0	0	11	(.216)	(1.27)	1	0	1	1	2	44	0	1	5.96
5/12	@ Scranton/WB	W 3-2	9.0	4	2	2	5	8	0	0	1	7	(.133)	(1.00)	0	0	0	0	0	35	1	1	5.85
5/13	@ Scranton/WB	L 8-6	8.1	10	8	8	7	7	1	0	2	17	(.333)	(2.04)	1	0	1	2	0	38	0	0	5.92
5/14	@ Scranton/WB	L 12-10	9.0	9	3	3	13	11	3	0	3	16	(.250)	(1.56)	0	0	0	0	0	41	1	2	5.87
5/16	TOLEDO	W 8-2	9.0	12	9	7	3	11	3	0	3	24	(.308)	(1.67)	2	0	0	1	0	42	0	0	5.87
5/17	TOLEDO	W 16-8	9.0	14	8	8	2	14	2	0	3	25	(.341)	(1.78)	1	0	0	0	0	43	0	0	5.92
5/18	TOLEDO	W 9-0	9.0	3	0	0	4	7	2	0	0	4	(.107)	(0.78)	1	0	1	2	0	33	0	0	5.70
5/19	TOLEDO	W 9-1	9.0	6	1	0	4	7	2	0	0	8	(.188)	(1.11)	1	0	0	1	0	36	0	0	5.63
5/20	TOLEDO	W 4-1	8.0	4	1	0	5	8	1	0	0	5	(.179)	(1.44)	0	0	0	0	0	36	0	0	5.63
5/21	TOLEDO	W 8-4	9.0	15	4	4	1	6	6	0	2	27	(.385)	(1.78)	0	0	2	2	0	42	0	0	5.56
5/23	@ St. Paul	W 6-1	9.0	6	1	1	2	7	1	0	0	7	(.182)	(0.89)	0	0	0	0	0	35	0	0	5.45
5/24	@ St. Paul	L 6-5	8.0	9	6	6	6	13	2	1	0	11	(.273)	(1.88)	0	0	0	0	0	39	0	0	5.48
5/25	@ St. Paul	L 8-6	8.0	9	8	8	5	13	1	1	0	18	(.313)	(1.88)	0	0	0	0	0	38	0	1	5.48
5/26	@ St. Paul	W 8-4	9.0	8	4	4	7	7	1	0	1	12	(.250)	(1.67)	0	0	1	1	0	40	1	1	5.45
5/27	@ St. Paul	L 14-1	8.0	16	14	11	6	12	2	1	2	26	(.381)	(2.75)	0	0	0	0	0	48	0	0	5.58
5/28	@ St. Paul	L 10-6	8.0	9	10	6	3	7	1	0	2	16	(.290)	(1.50)	0	0	1	0	0	36	0	1	5.60
5/30	MEMPHIS	L 6-2	9.0	6	6	6	9	8	1	0	2	13	(.194)	(1.67)	0	0	1	1	0	41	1	1	5.61
5/31	MEMPHIS	W 10-4	10.0	11	9	7	1	10	11	0	0	30	(.282)	(1.67)	1	0	0	0	0	44	0	0	5.60
6/1	MEMPHIS	L 12-6	10.0	11	12	12	11	8	2	0	3	22	(.297)	(2.44)	0	0	0	1	0	48	0	0	5.76
6/2	MEMPHIS	W 10-9 (10)	10.0	12	9	7	7	10	2	0	1	17	(.300)	(1.90)	0	0	0	3	0	48	0	1	5.77
6/3	MEMPHIS	L 4-2	9.0	6	4	3	1	9	1	0	1	10	(.176)	(0.78)	2	0	0	0	0	35	0	0	5.72
6/4	MEMPHIS	L 6-5	9.0	9	6	6	7	12	1	0	1	13	(.257)	(1.78)	1	0	0	1	0	42	0	1	5.72
6/6	@ Indianapolis	W 7-6	9.0	7	6	6	12	0	4	0	0	9	(.219)	(1.44)	0	0	1	1	0	40	1	1	5.66
6/7	@ Indianapolis	W 9-7	9.0	10	7	7	4	13	3	1	1	18	(.286)	(1.56)	0	0	0	1	0	39	0	0	5.68
6/8	@ Indianapolis	W 15-7	9.0	11	7	7	8	7	3	0	1	17	(.306)	(2.11)	0	0	0	1	0	44	0	0	5.70
6/9	@ Indianapolis	W 6-2	9.0	8	2	2	5	12	1	0	1	12	(.216)	(1.00)	0	0	0	0	0	38	0	0	5.64
6/10	@ Indianapolis	W 9-5	9.0	9	5	5	10	11	0	0	0	9	(.242)	(2.00)	0	0	0	0	0	41	1	1	5.62
6/13	COLUMBUS	W 6-5	9.0	9	5	5	6	10	3	0	1	15	(.250)	(1.67)	1	0	1	0	0	43	1	2	5.62
6/14	COLUMBUS	W 6-1	9.0	4	1	1	6	11	0	0	0	4	(.133)	(1.11)	0	0	1	0	0	38	0	0	5.54
6/15	COLUMBUS	W 4-2	9.0	5	2	2	1	4	0	0	2	11	(.161)	(0.67)	0	0	1	1	0	33	1	1	5.49
6/16	COLUMBUS	W 4-1	8.0	6	4	4	1	6	0	0	0	18	(.257)	(1.78)	0	0	0	3	0	41	0	0	5.42
6/17	COLUMBUS	W 13-4	9.0	11	4	4	4	18	4	0	0	18	(.297)	(1.67)	1	0	0	1	0	41	0	0	5.37
6/18	COLUMBUS	W 6-4	9.0	6	4	4	5	9	2	1	0	10	(.194)	(1.22)	2	0	0	0	0	37	1	1	5.37
6/20	@ Rochester	L 5-4	8.0	7	5	5	5	13	1	0	1	11	(.233)	(1.50)	1	1	1	0	0	36	0	0	5.38
6/21	@ Rochester	W 7-3	9.0	7	3	3	2	8	7	1	0	11	(.219)	(1.00)	1	0	0	0	0	36	0	0	5.33
6/22	@ Rochester	W 8-4	7.0	8	4	4	5	7	0	0	3	18	(.229)	(1.44)	0	0	0	0	0	40	0	0	5.33
6/23	@ Rochester	W 4-2	9.0	5	2	1	5	7	1	1	0	8	(.167)	(1.11)	0	0	2	2	0	38	1	1	5.2

DATE	OPPONENT	RESULT	AB	R	H	TB	2B	3B	HR	XBH	RBI	BB	IBB	SO	SB	CS	HBP	SAC	SF	GIDP	LOB	AVG (SEASON)
3/31	@ Indianapolis	W 8-6	40	8	12	16	2	1	0	2	8	9	0	12	3	0	0	0	0	0	14	300
4/1	@ Indianapolis	W 12-1	42	12	16	24	2	1	0	2	12	6	0	10	3	0	0	0	0	0	11	341
4/2	@ Indianapolis	W 8-3	39	8	12	22	1	0	3	4	8	4	0	5	2	0	1	0	0	0	9	331
4/4	TOLEDO	L 9-2	29	2	6	18	1	0	1	3	2	4	0	10	1	0	0	0	0	4	6	307
4/5	TOLEDO	L 7-6	34	6	7	15	0	0	2	3	3	3	0	12	2	1	0	0	0	1	4	293
4/6	TOLEDO	L 8-5	32	5	7	15	0	1	2	3	3	3	0	11	0	0	0	0	0	1	5	282
4/7	TOLEDO	W 9-4	34	9	12	18	3	0	1	4	8	4	0	11	0	0	0	0	0	1	6	292
4/8	TOLEDO	W 13-8	36	13	12	26	2	0	4	6	13	5	0	9	0	0	0	0	0	0	4	297
4/9	@ Iowa	L 8-2	33	2	6	11	2	0	1	3	2	6	0	12	0	0	2	0	0	0	12	285
4/11	@ Iowa	L 9-6	38	6	10	20	4	0	2	6	6	1	0	6	0	0	0	0	0	0	6	283
4/12	@ Iowa	W 10-6	38	10	12	29	5	0	4	9	10	3	0	9	1	1	0	0	0	0	5	286
4/13	@ Iowa	L 14-1	31	1	6	12	3	0	1	4	1	1	0	4	0	0	0	0	0	1	4	279
4/14	@ Iowa	W 11-8	38	11	11	14	3	0	0	3	10	7	0	7	0	1	2	0	0	1	10	280
4/18	GWINNETT	L 4-1	31	1	7	10	3	0	0	3	1	3	0	7	0	0	0	0	0	1	1	277
4/19	GWINNETT	L 4-1	31	2	6	14	2	0	2	4	1	3	0	7	2	0	0	0	0	1	5	272
4/20	GWINNETT	L 9-3	27	3	3	4	1	0	0	1	3	11	0	10	2	0	0	0	0	2	1	264
4/21	GWINNETT	L 7-3	35	3	9	13	1	0	1	2	3	4	0	8	1	0	0	0	0	1	9	264
4/22	GWINNETT	L 5-2	27	3	4	8	3	0	0	2	2	4	0	8	0	1	0	0	0	3	2	259
4/23	GWINNETT	L 15-5	31	5	12	15	3	0	0	2	5	4	0	7	6	1	0	0	0	0	6	267
4/25	@ Nashville	L 8-3	29	3	5	6	1	0	0	1	3	3	0	12	0	0	0	0	0	2	3	261
4/26	@ Nashville	L 5-0	30	0	4	5	1	0	0	1	0	2	0	7	3	0	0	0	0	2	5	255
4/27	@ Nashville	W 2-1	33	2	5	13	2	0	1	3	2	2	0	11	2	0	1	0	0	1	3	255
4/28	@ Nashville	L 4-3	37	3	5	5	0	0	1	0	0	8	0	9	0	0	0	0	0	1	3	251
4/29	@ Nashville	L 6-5 (10)	30	5	8	15	4	0	0	0	9	4	0	8	0	0	0	0	0	2	3	250
4/30	@ Nashville	W 10-6	34	10	11	23	3	0	3	6	10	7	0	9	3	0	1	1	3	1	9	253
5/2	LOUISVILLE	L 10-4	33	4	6	9	1	1	0	2	4	7	0	10	0	1	1	0	0	1	10	250
5/3	LOUISVILLE	L 7-4	34	10	10	13	3	0	0	3	4	2	0	6	0	0	0	0	0	3	5	252
5/4	LOUISVILLE	L 12-10	40	10	11	17	3	0	0	3	8	6	0	10	6	0	0	0	0	1	9	252
5/5	LOUISVILLE	W 6-2	30	6	5	12	1	0	2	3	6	3	0	10	3	0	0	0	0	0	3	250
5/6	LOUISVILLE	W 11-9	31	11	12	16	1	0	1	2	10	6	0	6	2	1	4	1	1	0	8	254
5/7	LOUISVILLE	L 4-3	35	3	8	17	1	1	2	4	3	2	0	10	2	0	0	0	0	0	7	253
5/9	@ Scranton/WB	L 14-2	31	2	4	8	1	1	1	2	2	0	0	8	3	0	0	0	0	1	2	250
5/10	@ Scranton/WB	L 4-3	30	3	5	11	1	0	1	3	1	0	0	8	3	0	0	0	0	1	0	247
5/11	@ Scranton/WB	W 4-3 (11)	36	4	4	8	1	0	1	2	2	7	0	9	3	0	1	0	0	2	6	243
5/12	@ Scranton/WB	W 3-2	32	3	8	10	2	0	0	2	3	2	0	7	1	1	0	0	1	0	5	243
5/13	@ Scranton/WB	L 8-6	37	6	14	21	4	1	3	5	6	1	0	8	3	1	1	0	0	0	6	248
5/16	TOLEDO	W 6-2	36	7	10	1	0	0	0	1	2	8	0	12	2	0	0	0	0	0	15	247
5/17	TOLEDO	W 16-8	41	16	18	34	7	0	3	10	15	5	0	9	3	0	2	0	0	1	8	253
5/18	TOLEDO	W 9-0	36	9	14	20	3	1	1	4	9	4	0	6	0	0	1	0	0	2	9	256
5/19	TOLEDO	W 9-1	32	9	12	18	4	0	0	5	8	8	0	7	5	0	0	0	0	0	8	259
5/20	TOLEDO	W 7-1	29	7	2	7	0	0	1	7	0	0	0	16	2	0	0	0	0	0	8	255
5/21	TOLEDO	W 8-4	35	8	12	28	2	1	4	7	6	0	0	6	2	0	0	0	0	1	9	257
5/23	@ St. Paul	W 6-1	35	6	10	18	5	0	1	6	6	4	0	11	0	0	0	0	0	1	2	258
5/24	@ St. Paul	L 6-5	38	5	11	15	1	0	1	2	5	6	0	12	1	1	2	0	0	1	12	259
5/25	@ St. Paul	L 8-6	32	6	10	16	3	0	1	3	6	7	0	7	6	0	0	0	0	1	12	258
5/26	@ St. Paul	L 10-6	32	6	11	12	1	0	0	1	3	8	0	7	1	0	0	0	0	2	8	259
5/27	@ St. Paul	L 14-1	28	1	6	9	0	0	1	1	1	7	0	8	0	2	1	0	0	4	8	258
5/28	@ St. Paul	L 10-6	34	6	11	24	1	0	0	1	5	3	0	5	2	0	0	0	0	4	4	260
5/30	MEMPHIS	L 7-4	34	7	12	14	4	1	1	2	7	0	0	10	3	0	1	0	0	1	6	261
5/31	MEMPHIS	L 9-4	37	4	9	9	0	0	0	0	0	3	0	10	3	0	0	0	0	1	8	261
6/1	MEMPHIS	L 12-6	34	6	9	20	2	0	3	5	6	6	0	10	1	0	1	0	0	2	8	261
6/2	MEMPHIS	W 10-9 (10)	40	10	13	20	4	0	1	5	9	3	0	8	4	1	0	2	1	0	8	263
6/3	MEMPHIS	L 4-2	31	2	6	7	1	0	0	1	6	0	0	11	0	0	0	0	0	1	8	261
6/4	@ Indianapolis	L 6-5	37	5	12	13	2	0	0	1	4	2	0	8	2	0	0	0	0	4	2	253
6/6	@ Indianapolis	L 10-7	32	4	8	13	2	0	0	4	2	8	0	5	2	1	0	0	0	1	5	265
6/7	@ Indianapolis	W 9-7	33	9	10	16	3	0	1	4	9	10	0	7	5	0	1	0	0	2	10	263
6/8	@ Indianapolis	W 15-7	36	15	12	18	3	0	1	4	15	11	0	11	4	0	0	0	3	0	8	264
6/9	@ Indianapolis	W 6-2	39	6	12	18	3	0	1	4	6	0	0	8	2	0	1	0	0	1	7	266
6/10	@ Indianapolis	W 10-7	37	10	18	25	3	0	0	8	10	5	0	10	8	0	0	0	0	0	13	266
6/13	COLUMBUS	W 6-5	29	6	12	14	1	0	2	3	6	4	0	10	2	0	1	0	0	1	4	266
6/14	COLUMBUS	W 6-1	26	6	5	16	2	0	3	5	6	6	0	7	2	0	1	1	1	0	5	265
6/15	COLUMBUS	W 4-1	29	4	6	10	0	1	0	1	4	3	0	8	0	0	0	0	0	1	0	265
6/16	COLUMBUS	W 13-4	37	13	15	23	2	0	2	6	13	9	0	10	0	0	0	0	0	1	10	266
6/17	COLUMBUS	W 6-4	34	6	13	23	4	0	2	6	6	1	0	7	1	0	2	0	0	1	7	270
6/20	@ Rochester	L 5-4	31	4	7	8	1	0	0	1	4	7	0	10	0	2	0	0	0	1	8	269
6/21	@ Rochester	W 7-3	35	7	10	13	3	0	0	3	7	6	0	8	0	0	0	0	0	2	7	269
6/22	@ Rochester	W 6-4	37	8	11	16	2	0	1	4	7	3	0	12	2	0	0	0	0	1	7	270
6/23	@ Rochester	W 4-2	33	4	7	12	2	0	1	3	2	2	0	8	0	0	1	1	0	0	6	269
6/24	@ Rochester	L 3-2	30	2	5	11	1	1	1	3	2	6	0	11	1	0	0	1	0	1	8	268
6/25	@ Rochester	W 7-3	33	7	5	10	1	0	0	1	6	7	0	10	3	1	0	0	2	1	5	268
6/28	IOWA	L 9-2	30	2	5	9	0	0	0	1	2	3	0	9	1	0	0	1	0	1	1	267
6/29	IOWA	W 8-3	34	8	12	28	5	1	3	9	8	7	0	1	3	0	0	0	0	0	11	268
6/30	IOWA	L 6-5	37	5	9	12	3	0	0	3	3	4	0	12	1	0	1	0	0	1	10	267
7/2 [G1]	IOWA	W 11-1 (7)	31	11	16	27	5	0	2	7	11	3	0	7	0	0	1	0	0	2	6	270
7/2 [G2]	IOWA	L 6-2 (7)	26	2	6	11	2	0	1	3	1	0	0	7	1	1	0	0	0	0	3	270
7/3	IOWA	L 7-6	32	6	5	9	1	0	0	1	3	5	0	11	0	0	0	0	0	0	5	269
7/4	@ Gwinnett	L 3-1	29	1	3	4	1	0	0	1	1	2	0									

HITTING

SERIES	OPPONENT	DATES	AVG	G	AB	R	H	TB	2B	3B	HR	RBI	BB	IBB	SO	SB	CS	OBP	SLG	OPS	PA	SAC	SF	HBP	GIDP
SERIES 1	@ Indianapolis	3/31 - 4/2	.331	3	121	28	40	62	5	1	5	28	19	0	27	10	0	.420	.512	.932	143	0	2	1	0
SERIES 2	TOLEDO	4/4 - 4/9	.258	6	198	37	51	100	9	2	12	34	28	0	61	5	2	.355	.505	.860	231	0	2	3	7
SERIES 3	@ Iowa	4/11 - 4/16	.269	4	145	28	39	75	15	0	7	27	12	0	26	6	2	.335	.517	.852	161	0	1	3	1
SERIES 4	GWINNETT	4/18 - 4/23	.225	6	182	16	41	64	11	0	4	16	29	0	50	11	3	.330	.352	.682	215	0	3	1	7
SERIES 5	@ Nashville	4/25 - 4/30	.212	6	193	23	41	67	11	0	5	21	20	0	52	11	1	.292	.347	.639	220	1	3	3	9
SERIES 6	LOUISVILLE	5/2 - 5/7	.256	6	203	38	52	84	10	2	6	35	24	0	48	13	2	.349	.414	.763	236	1	2	6	4
SERIES 7	@ Scranton/WB	5/9 - 5/14	.211	6	199	24	42	78	11	2	7	20	20	0	50	12	4	.290	.392	.682	224	0	2	3	3
SERIES 8	TOLEDO	5/16 - 5/21	.321	6	209	45	67	112	17	2	8	42	38	0	56	14	1	.433	.536	.969	252	0	1	4	5
SERIES 9	@ St. Paul	5/23 - 5/28	.276	6	203	30	56	79	11	0	4	26	35	0	49	16	4	.391	.389	.780	243	0	1	4	14
SERIES 10	MEMPHIS	5/30 - 6/4	.286	6	213	34	61	93	12	1	6	28	24	0	52	10	3	.365	.437	.802	243	2	1	3	7
SERIES 11	@ Indianapolis	6/6 - 6/11	.311	5	177	43	55	84	14	0	5	42	33	1	39	21	1	.414	.475	.889	221	1	7	3	3
SERIES 12	COLUMBUS	6/13 - 6/18	.303	6	185	39	56	102	14	1	10	39	26	0	49	7	1	.397	.551	.948	220	1	3	5	4
SERIES 13	@ Rochester	6/20 - 6/25	.246	6	199	32	49	70	10	1	3	28	31	0	59	6	3	.349	.352	.701	237	2	3	2	6
SERIES 14	IOWA	6/28 - 7/3	.279	6	190	34	53	93	17	1	7	30	23	1	57	5	2	.364	.489	.853	218	1	1	3	4
SERIES 15	@ Gwinnett	7/4 - 7/9	.250	5	168	22	42	73	12	2	5	21	20	0	44	10	3	.325	.435	.760	191	0	3	0	3
SERIES 16	INDIANAPOLIS	7/14 - 7/16	.280	3	107	17	30	56	2	0	8	16	12	0	24	1	0	.364	.523	.887	121	0	0	2	1
SERIES 17	ST. PAUL	7/18 - 7/23	.254	6	193	26	49	75	12	4	2	25	23	2	39	7	1	.336	.389	.725	220	0	2	2	3
SERIES 18	@ Columbus	7/25 - 7/30	.230	6	200	29	46	84	8	0	10	27	38	0	43	3	4	.357	.420	.777	244	0	3	3	2
SERIES 19	@ Louisville	8/1 - 8/6	.184	6	190	16	35	50	4	1	3	14	27	0	46	8	2	.291	.263	.554	220	0	1	2	5
SERIES 20	IOWA	8/8 - 8/13	.199	5	161	14	32	65	4	1	9	14	22	0	52	2	1	.299	.404	.703	184	0	0	1	6
SERIES 21	@ Toledo	8/15 - 8/20																							
SERIES 22	ST. PAUL	8/22 - 8/27																							
SERIES 23	LOUISVILLE	8/29 - 9/3																							
SERIES 24	@ Iowa	9/5 - 9/10																							
SERIES 25	INDIANAPOLIS	9/12 - 9/17																							
SERIES 26	@ Columbus	9/19 - 9/24																							

PITCHING

SERIES	OPPONENT	DATES	W	L	ERA	G	GS	CG	SHO	GF	HLD	SV	SVO	IP	H	R	ER	HR	HB	BB	IBB	SO	AVG	WP	BK	GIDP
SERIES 1	@ Indianapolis	3/31 - 4/2	3	0	3.33	3	3	0	0	3	0	1	1	27.0	27	10	10	2	3	9	0	25	.273	0	1	9
SERIES 2	TOLEDO	4/4 - 4/9	2	4	6.67	6	6	0	0	6	0	0	1	54.0	69	44	40	11	4	30	0	56	.303	2	1	6
SERIES 3	@ Iowa	4/11 - 4/16	2	2	9.00	4	4	0	0	4	2	1	1	34.0	41	37	34	8	6	17	1	42	.289	1	0	1
SERIES 4	GWINNETT	4/18 - 4/23	1	5	4.50	6	6	0	0	6	3	1	1	54.0	55	34	27	5	2	24	0	39	.268	10	1	6
SERIES 5	@ Nashville	4/25 - 4/30	2	4	4.85	6	6	0	0	6	6	1	4	52.0	57	30	28	5	3	26	0	43	.284	3	0	4
SERIES 6	LOUISVILLE	5/2 - 5/7	2	4	6.83	6	6	0	0	6	3	2	3	54.0	64	44	41	14	2	26	0	53	.298	4	1	2
SERIES 7	@ Scranton/WB	5/9 - 5/14	3	3	5.57	6	6	0	0	6	7	2	5	53.1	53	34	33	10	5	36	2	58	.272	3	0	9
SERIES 8	TOLEDO	5/16 - 5/21	4	2	3.83	6	6	0	1	6	3	0	0	54.0	55	26	23	8	5	22	0	55	.266	5	0	7
SERIES 9	@ St. Paul	5/23 - 5/28	2	4	5.94	6	6	0	0	6	1	1	3	50.0	58	43	33	6	3	29	0	51	.286	0	0	2
SERIES 10	MEMPHIS	5/30 - 6/4	2	4	6.71	6	6	0	0	6	4	1	3	55.0	55	46	41	13	0	39	0	56	.255	4	0	6
SERIES 11	@ Indianapolis	6/6 - 6/11	5	0	4.60	5	5	0	0	5	2	2	2	45.0	44	23	23	3	1	29	0	55	.254	1	0	4
SERIES 12	COLUMBUS	6/13 - 6/18	6	0	2.83	6	6	0	0	6	6	3	4	54.0	41	17	17	5	3	25	0	47	.209	4	0	5
SERIES 13	@ Rochester	6/20 - 6/25	4	2	3.10	6	6	0	0	6	7	1	2	52.1	46	20	18	7	3	26	1	51	.234	4	1	2
SERIES 14	IOWA	6/28 - 7/3	2	4	5.58	6	6	0	0	6	1	0	1	50.0	41	32	31	10	0	31	0	58	.225	1	0	5
SERIES 15	@ Gwinnett	7/4 - 7/9	1	4	5.14	5	5	0	0	5	1	1	4	42.0	35	29	24	5	3	27	1	41	.227	1	0	3
SERIES 16	INDIANAPOLIS	7/14 - 7/16	1	2	9.00	3	3	0	0	3	0	0	0	27.0	36	27	27	8	1	22	1	30	.330	2	0	3
SERIES 17	ST. PAUL	7/18 - 7/23	4	2	4.17	6	6	0	1	6	0	1	1	54.0	41	25	25	6	8	26	0	49	.210	5	1	2
SERIES 18	@ Columbus	7/25 - 7/30	4	2	5.19	6	6	0	0	6	4	3	3	52.0	47	31	30	9	0	27	0	53	.239	3	0	4
SERIES 19	@ Louisville	8/1 - 8/6	0	6	6.39	6	6	0	0	6	2	0	2	49.1	55	37	35	5	6	32	2	49	.284	1	0	2
SERIES 20	IOWA	8/8 - 8/13	0	5	9.80	5	5	0	0	5	1	0	2	45.0	57	54	49	15	3	38	0	51	.302	2	0	3
SERIES 21	@ Toledo	8/15 - 8/20																								
SERIES 22	ST. PAUL	8/22 - 8/27																								
SERIES 23	LOUISVILLE	8/29 - 9/3																								
SERIES 24	@ Iowa	9/5 - 9/10																								
SERIES 25	INDIANAPOLIS	9/12 - 9/17																								
SERIES 26	@ Columbus	9/19 - 9/24																								

 SERIES WINS: 7 (3 at Home, 4 on Road)

 SERIES LOSSES: 11 (7 at Home, 4 on Road)

 SERIES SPLITS: 2 (2 on Road)

STARTING PITCHERS

SERIES	OPPONENT	DATES	W	L	ERA	G	CG	SHO	IP	H	R	ER	2B	3B	HR	TB	BB	IBB	SO	WHIP	AVG	HBP	WP	BK	GDP	K/BB	NP	NS	TBF
SERIES 1	@ Indianapolis	3/31 - 4/2	0	0	6.55	3	0	0	11.0	13	8	8	2	1	2	23	4	0	13	1.55	.295	2	0	0	2	3.25	187	118	50
SERIES 2	TOLEDO	4/4 - 4/9	1	3	4.97	6	0	0	25.1	31	16	14	7	1	4	52	12	0	22	1.70	.290	0	1	0	3	1.83	484	299	120
SERIES 3	@ Iowa	4/11 - 4/16	0	2	17.51	4	0	0	12.1	20	24	24	6	0	7	47	10	0	16	2.43	.357	1	0	0	1	1.60	280	170	68
SERIES 4	GWINNETT	4/18 - 4/23	1	2	3.55	6	0	0	33.0	29	17	13	6	2	2	45	14	0	21	1.30	.246	0	3	0	5	1.50	514	321	137
SERIES 5	@ Nashville	4/25 - 4/30	1	2	5.23	6	0	0	31.0	32	18	18	8	1	4	54	11	0	20	1.39	.274	1	1	0	2	1.82	534	348	132
SERIES 6	LOUISVILLE	5/2 - 5/7	1	3	8.13	6	0	0	27.2	37	25	25	5	1	10	74	9	0	21	1.66	.325	1	0	0	1	2.33	478	308	125
SERIES 7	@ Scranton/WB	5/9 - 5/14	1	1	5.92	6	0	0	24.1	28	16	16	8	0	5	51	15	0	24	1.77	.298	2	0	0	2	1.60	458	279	111
SERIES 8	TOLEDO	5/16 - 5/21	1	1	5.26	6	0	0	25.2	32	15	15	9	0	6	59	12	0	20	1.71	.311	1	2	0	4	1.67	456	271	116
SERIES 9	@ St. Paul	5/23 - 5/28	2	1	3.33	6	0	0	27.0	26	10	10	5	0	0	31	10	0	21	1.33	.255	0	0	0	2	2.10	432	278	112
SERIES 10	MEMPHIS	5/30 - 6/4	1	2	6.00	6	0	0	30.0	33	23	20	6	1	10	71	14	0	29	1.57	.277	0	2	0	3	2.07	555	336	135
SERIES 11	@ Indianapolis	6/6 - 6/11	3	0	5.25	5	0	0	24.0	24	14	14	5	2	3	42	13	0	27	1.54	.258	1	0	0	2	2.08	419	253	107
SERIES 12	COLUMBUS	6/13 - 6/18	4	0	2.35	6	0	0	30.2	23	8	8	2	0	5	40	13	0	16	1.17	.211	2	1	0	5	1.23	463	288	125
SERIES 13	@ Rochester	6/20 - 6/25	3	0	2.79	6	0	0	29.0	29	11	9	6	0	5	50	7	0	25	1.24	.261	1	1	1	2	3.57	491	324	123
SERIES 14	IOWA	6/28 - 7/3	0	2	5.54	6	0	0	26.0	24	16	16	5	1	6	49	12	0	28	1.38	.250	0	0	0	3	2.33	425	263	108
SERIES 15	@ Gwinnett	7/4 - 7/9	1	0	0.86	5	0	0	21.0	15	2	2	3	0	0	18	6	0	24	1.00	.203	0	0	0	2	4.00	323	204	81
SERIES 16	INDIANAPOLIS	7/14 - 7/16	0	1	11.05	3	0	0	7.1	11	9	9	4	0	3	24	7	0	4	2.45	.367	1	0	0	2	0.57	154	89	38
SERIES 17	ST. PAUL	7/18 - 7/23	0	1	3.95	6	0	0	27.1	26	12	12	7	0	2	39	11	0	26	1.35	.245	2	2	0	1	2.36	495	314	119
SERIES 18	@ Columbus	7/25 - 7/30	3	2	4.26	6	0	0	31.2	25	15	15	2	0	7	48	12	0	24	1.17	.214	0	0	0	2	2.00	512	325	130
SERIES 19	@ Louisville	8/1 - 8/6	0	3	9.31	6	0	0	19.1	21	21	20	3	1	4	38	14	0	22	1.81	.266	2	1	0	0	1.57	381	235	97
SERIES 20	IOWA	8/8 - 8/13	0	1	6.30	5	0	0	20.0	18	14	14	5	0	7	44	14	0	27	1.60	.240	0	0	0	1	1.93	382	228	90
SERIES 21	@ Toledo	8/15 - 8/20																											
SERIES 22	ST. PAUL	8/22 - 8/27																											
SERIES 23	LOUISVILLE	8/29 - 9/3																											
SERIES 24	@ Iowa	9/5 - 9/10																											
SERIES 25	INDIANAPOLIS	9/12 - 9/17																											
SERIES 26	@ Columbus	9/19 - 9/24																											

RELIEVERS

SERIES	OPPONENT	DATES	W	L	ERA	G	HLD	SV	SVO	IP	H	R	ER	2B	3B	HR	TB	BB	IBB	SO	WHIP	AVG	HBP	WP	BK	GDP	K/BB	NP	NS	TBF	IR	IRS
SERIES 1	@ Indianapolis	3/31 - 4/2	3	0	1.13	3	0	1	1	16.0	14	2	2	4	0	0	18	5	0	12	1.19	.255	1	0	1	7	2.40	218	132	61	1	1
SERIES 2	TOLEDO	4/4 - 4/9	1	1	8.16	6	0	0	1	28.2	38	28	26	9	1	7	70	18	0	34	1.95	.314	4	1	1	3	1.89	579	345	143	7	5
SERIES 3	@ Iowa	4/11 - 4/16	2	0	4.15	4	2	1	1	21.2	21	13	10	8	1	1	34	7	1	26	1.29	.244	5	1	0	0	3.71	374	229	99	4	4
SERIES 4	GWINNETT	4/18 - 4/23	0	3	6.00	6	3	1	1	21.0	26	17	14	5	0	3	40	10	0	18	1.71	.299	2	7	1	1	1.80	379	235	102	5	4
SERIES 5	@ Nashville	4/25 - 4/30	1	2	4.29	6	6	1	4	21.0	25	12	10	2	0	1	30	15	0	23	1.90	.298	2	2	0	2	1.53	414	237	103	14	3
SERIES 6	LOUISVILLE	5/2 - 5/7	1	1	5.47	6	3	2	3	26.1	27	19	16	4	0	4	43	17	0	32	1.67	.267	1	4	1	1	1.88	489	293	121	9	5
SERIES 7	@ Scranton/WB	5/9 - 5/14	2	2	5.28	6	7	2	5	29.0	25	18	17	2	0	5	42	21	2	34	1.59	.248	3	3	0	7	1.62	538	318	126	12	3
SERIES 8	TOLEDO	5/16 - 5/21	3	1	2.54	6	3	0	0	28.1	23	11	8	5	0	2	34	10	0	35	1.16	.221	4	3	0	3	3.50	503	303	119	10	3
SERIES 9	@ St. Paul	5/23 - 5/28	0	3	9.00	6	1	1	3	23.0	32	33	23	5	2	6	59	19	0	30	2.22	.317	3	0	0	0	1.58	498	285	124	8	5
SERIES 10	MEMPHIS	5/30 - 6/4	1	2	7.56	6	4	1	3	25.0	22	23	21	3	0	3	34	25	0	27	1.88	.227	0	2	0	3	1.08	528	308	123	18	9
SERIES 11	@ Indianapolis	6/6 - 6/11	2	0	3.86	5	2	2	2	21.0	20	9	9	3	0	0	23	16	0	28	1.71	.250	0	1	0	2	1.75	388	237	98	14	2
SERIES 12	COLUMBUS	6/13 - 6/18	2	0	3.47	6	6	3	4	23.1	18	9	9	4	1	0	24	12	0	31	1.29	.207	1	3	0	0	2.58	385	252	101	9	3
SERIES 13	@ Rochester	6/20 - 6/25	1	2	3.47	6	7	1	2	23.1	17	9	9	4	1	2	29	19	1	26	1.54	.198	2	3	0	0	1.37	429	255	108	5	0
SERIES 14	IOWA	6/28 - 7/3	2	2	5.63	6	1	0	1	24.0	17	16	15	2	0	4	31	19	0	30	1.50	.198	0	1	0	2	1.58	434	247	107	12	2
SERIES 15	@ Gwinnett	7/4 - 7/9	0	4	9.43	5	1	1	4	21.0	20	27	22	4	0	5	39	21	1	17	1.95	.250	3	1	0	1	0.81	410	227	105	12	7
SERIES 16	INDIANAPOLIS	7/14 - 7/16	1	1	8.24	3	0	0	0	19.2	25	18	18	6	0	5	46	15	1	26	2.03	.316	0	2	0	1	1.73	388	235	96	4	1
SERIES 17	ST. PAUL	7/18 - 7/23	4	1	4.39	6	0	1	1	26.2	15	13	13	2	0	4	29	15	0	23	1.13	.169	6	3	1	1	1.53	433	256	112	15	7
SERIES 18	@ Columbus	7/25 - 7/30	1	0	6.64	6	4	3	3	20.1	22	16	15	3	1	2	33	15	0	29	1.82	.275	0	3	0	2	1.93	421	248	96	11	4
SERIES 19	@ Louisville	8/1 - 8/6	0	3	4.50	6	2	0	2	30.0	34	16	15	9	0	1	46	18	2	27	1.73	.296	4	0	0	2	1.50	570	333	139	10	5
SERIES 20	IOWA	8/8 - 8/13	0	4	12.60	5	1	0	2	25.0	39	40	35	6	1	8	71	24	0	24	2.52	.342	3	2	0	2	1.00	559	318	141	8	5
SERIES 21	@ Toledo	8/15 - 8/20																														
SERIES 22	ST. PAUL	8/22 - 8/27																														
SERIES 23	LOUISVILLE	8/29 - 9/3																														
SERIES 24	@ Iowa	9/5 - 9/10																														
SERIES 25	INDIANAPOLIS	9/12 - 9/17																														
SERIES 26	@ Columbus	9/19 - 9/24																														

2023 STORM CHASER QUALITY STARTS (17)

STARTER (# IN 2023)	GAME	DEC	IP	H	R	ER	HR	HB	BB	IBB	SO	WP	BK	GIDP	TBF	% K/BF	NP-S	S%	FPS	FPS%	P/IP	CATCHER	
1.	Jonathan Heasley (1)	4/7 vs. Toledo	W	6.0	6	2	2	1	0	2	0	5	0	0	0	26	19.2%	92 - 61	66.30%	19	73.08%	15.33	Fermin
2.	Mike Mayers (1)	4/18 vs. Gwinnett	—	6.0	3	1	1	0	0	2	0	2	0	0	0	23	8.7%	82 - 54	65.85%	13	56.52%	13.67	Fermin
3.	Jonathan Heasley (2)	4/19 vs. Gwinnett	L	7.0	7	3	3	1	0	0	0	7	0	0	1	26	26.9%	95 - 60	63.16%	15	57.69%	13.57	Porter
4.	Austin Cox (1)	4/27 @ Nashville	W	6.0	4	0	0	0	0	3	0	5	0	0	1	22	22.7%	101 - 62	61.39%	12	54.55%	16.83	Reetz
5.	Drew Parrish (1)	4/28 @ Nashville	—	6.0	1	0	0	0	0	2	0	5	0	0	1	20	25.0%	90 - 56	62.22%	6	30.00%	15.00	Porter
6.	Mike Mayers (2)	5/5 vs. Louisville	W	6.0	4	1	1	1	0	1	0	5	0	0	0	22	22.7%	79 - 55	69.62%	14	63.64%	13.17	Reetz
7.	Daniel Lynch (1)	5/23 @ St. Paul	W	6.0	3	0	0	0	0	0	0	5	0	0	0	21	23.8%	61 - 47	77.05%	14	66.67%	10.17	Porter
8.	Max Castillo (1)	5/28 @ St. Paul	—	6.0	4	1	1	0	0	0	0	4	0	0	0	21	19.0%	69 - 46	66.67%	12	57.14%	11.50	Reetz
9.	Max Castillo (2)	6/9 @ Indianapolis	W	6.0	4	1	1	1	0	1	0	8	0	0	0	25	32.0%	89 - 61	68.54%	16	64.00%	14.83	Reetz
10.	Jonathan Heasley (3)	6/13 vs. Columbus	—	6.0	5	2	2	1	0	2	0	4	1	0	0	25	16.0%	93 - 57	61.29%	15	60.00%	15.50	Reetz
11.	Max Castillo (3)	6/15 vs. Columbus	W	6.0	4	2	2	2	1	0	0	0	0	0	1	21	0.0%	75 - 51	68.00%	14	66.67%	12.50	Porter
12.	Anthony Veneziano (1)	6/16 vs. Columbus	W	6.1	3	0	0	0	0	3	0	2	0	0	3	23	8.7%	87 - 56	64.37%	14	60.87%	13.74	Briceno
13.	Max Castillo (4)	6/30 vs. Iowa	—	6.0	3	3	3	2	0	3	0	2	0	0	1	23	8.7%	89 - 52	58.43%	14	60.87%	14.83	Briceno
14.	Ryan Yarbrough (1)	7/4 @ Gwinnett	—	6.0	3	0	0	0	0	1	0	6	0	0	1	21	28.6%	81 - 50	61.73%	14	66.67%	13.50	Briceno
15.	Anthony Veneziano (2)	7/23 vs. St. Paul	—	6.0	4	1	1	0	1	0	0	5	0	0	0	23	28.6%	81 - 56	69.14%	15	65.22%	13.50	Porter
16.	Angel Zerpa (1)	7/26 @ Columbus	—	6.1	3	1	1	0	0	2	0	1	0	0	1	23	28.6%	92 - 59	64.13%	17	73.91%	14.53	Briceno
17.	Anthony Veneziano (2)	8/10 vs. Iowa	—	6.0	3	0	0	0	0	2	0	10	0	0	0	22	45.5%	104 - 69	66.35%	15	68.18%	17.33	Briceno

2023 REHAB ASSIGNMENTS WITH OMAHA (10)

HITTING

PLAYER	INJURY	DATES	AVG	G	AB	R	H	TB	2B	3B	HR	RBI	BB	IBB	SO	SB	CS	OBP	SLG	OPS	PA	SAC	SF	HBP	GIDP
Drew Waters	Left oblique strain	May 9 - 24	.327	13	52	12	17	33	6	2	2	6	6	0	13	2	0	.397	.635	1.032	58	0	0	0	3
Nicky Lopez	Appendicitis	May 16 - 20	.300	3	10	1	3	4	1	0	0	1	3	0	1	1	0	.462	.400	.862	13	0	0	0	0
Kyle Isbel	Left hamstring strain	June 13 - 25	.290	9	31	7	9	17	2	0	2	6	6	0	6	0	0	.405	.548	.953	37	0	0	0	2
Michael Massey	Left hand laceration	June 30 - July 3	.182	3	11	2	2	3	1	0	0	0	1	0	3	0	0	.250	.273	.523	12	0	0	0	0
Matt Beaty	Concussion	July 19 - July 30	.250	6	20	1	5	8	0	0	1	1	2	0	0	0	0	.348	.400	.748	23	0	0	1	0

PITCHING

PLAYER	INJURY	DATES	W	L	ERA	G	GS	CG	SHO	GF	HLD	SV	SVO	IP	H	R	ER	HR	HB	BB	IBB	SO	AVG	WP	BK	GIDP	TBF
Daniel Lynch	Left rotator cuff strain	May 7 - 23	2	0	3.50	4	4	0	0	0	0	0	0	18.0	19	7	7	3	0	3	0	18	.264	1	0	0	75
Amir Garrett	L. elbow valgus extension overload	June 22 - 28	0	0	10.13	3	0	0	0	0	1	0	0	2.2	3	3	3	1	0	5	0	2	.273	1	0	0	16
Ryan Yarbrough	Head fractures	June 24 - July 4	0	0	1.23	3	3	0	0	0	0	0	0	14.2	9	2	2	1	0	2	0	18	.176	0	0	1	53
Brad Keller	R. shoulder impingement syndrome	June 28 - July 25	0	3	15.00	9	2	0	0	0	0	0	0	9.0	11	17	15	1	1	21	0	5	.324	3	0	1	59
Angel Zerpa	Left shoulder tendinopathy	June 28 - July 13	0	1	3.95	3	3	0	0	0	0	0	0	13.2	14	6	6	2	0	6	0	15	.264	0	0	0	59