



**SOD
POODLES
BASEBALL
CLUB**

NEWS & NOTES

HODGETOWN

715 S. BUCHANAN ST

AMARILLO, TEXAS 79101

806-803-7762

TWITTER: @SODPOODLES

Sod Poodles PR Department: Director, Cory Hilborne - CoryH@SodPoodles.com, 806-803-9614

Tulsa Drillers (52-50, 11-22)

RHP Orlando Ortiz-Mayr (1-3, 3.05 ERA)

VS.

Amarillo Sod Poodles (54-48, 20-13)

RHP Jamison Hill (5-5, 4.87 ERA)

Tuesday, August 8, 2023 • 7:05 PM CT • ONEOK Field • Radio: KVWE-102.9 FM • Game 103 • Road Game 52

UPCOMING GAMES

DAY	DATE	OPPONENT	PROBABLE PITCHERS	TIME (CT)	RADIO
Wed	Aug 9	@ TUL	RHP Nick Frasso (2-4, 4.01 ERA) vs. TBA	7:05 PM	KVWE-102.9 FM
Thurs	Aug 10	@ TUL	RHP Robbie Peto (0-0, 8.00 ERA) vs. LHP Yu-Min Lin (2-1, 4.70 ERA)	7:05 PM	KVWE-102.9 FM
Fri	Aug 11	@ TUL	RHP Kendall Williams (0-0, 2.25 ERA) vs. TBA	7:05 PM	KVWE-102.9 FM

SEASON RESULTS

Date	Site	Result
6/28	vs. TUL	W, 6-4
6/29	vs. TUL	W, 12-7
6/30	vs. TUL	L, 7-6 (13)
7/1	vs. TUL	W, 12-10
7/2	vs. TUL	PSTP
7/3 (1)	vs. TUL	W, 15-7
7/3 (2)	vs. TUL	W, 10-9
8/8	@ TUL	
8/9	@ TUL	
8/10	@ TUL	
8/11	@ TUL	
8/12	@ TUL	
8/13	@ TUL	

TULSA SERIES CAPSULE

2023 at Home: 5-1
2023 on Road: 0-0
All-Time at Home: 13-12
All-Time on Road: 9-10
All-Time Totals: 22-22

STREAKS

Last 5 Games: 2-3
Last 10 Games: 5-5
Longest 2023 Winning Streak: 7
Longest 2023 Losing Streak: 4 (2x)
All-Time W/L: 252-243

LEAGUE STANDINGS

TEXAS LEAGUE 2ND HALF

North (W-L-PCT-GB)			
NW ARKANSAS	17-15	.531	0.5
SPRINGFIELD	17-16	.515	0.5
ARKANSAS	15-17	.469	2.0
WICHITA	15-18	.455	2.5
TULSA	11-22	.333	6.5
South (W-L-PCT-GB)			
AMARILLO	20-13	.606	-
CORPUS CHRISTI	19-14	.576	1.0
FRISCO	18-15	.545	2.0
MIDLAND	16-17	.485	4.0
SAN ANTONIO	16-17	.485	4.0

OVERALL

North (W-L-PCT-GB)			
*ARKANSAS	60-41	.594	-
TULSA	52-50	.510	8.5
SPRINGFIELD	51-51	.500	9.5
NW ARKANSAS	46-55	.455	14.0
WICHITA	43-58	.426	17.0
South (W-L-PCT-GB)			
AMARILLO	54-48	.529	-
*SAN ANTONIO	53-49	.520	1.0
CORPUS CHRISTI	52-50	.510	2.0
FRISCO	49-52	.485	4.5
MIDLAND	48-54	.471	6.0

*Clinched 1st half

TEAM LEADERS

AVERAGE: .269 - Roberts
HITS: 88 - Vukovich
2B: 20 - Lawlar
TRIPLES: 7 - Roberts
HOME RUNS: 19 - Vukovich
RBI: 74 - Vukovich
OPS: .915 - Roberts
STOLEN BASES: 29 - Lawlar
SO (P): 122 - Albright
SAVES: 7 - Backhus
ERA: 4.53 - Backhus
WINS: 7 - Albright

ATTENDANCE

Last: 5,875
Total: 266,053
Average: 5,543
No. of Sellouts: 21

GOOD TIME FOR BEER: Seth Beer had an impressive week against Corpus Christi, finishing the week hitting .421 (8-for-19) with two home runs, two doubles, five RBI, four runs, a walk, and a hit by pitch after his 2-for-4 night at the plate on Sunday. The lefty bat is hitting .280 on the season with 13 doubles, eight home runs, and 38 RBI. He has been equally good at home this year for Amarillo, hitting .340 (33-for-97) with 13 XBH and 22 RBI.

LAWLAR KEEPS RAKING: Over his last 52 games since May 23rd, Jordan Lawlar is hitting .310 (66-for-213) with 16 doubles, two triples, 10 home runs, 29 RBI, 24 walks, and 56 runs scored. The D-backs' top rated prospect has reached base safely in each of his last 25 games dating back to June 29th, the longest active streak in the league this year and tied for the fifth-longest overall this season. Lawlar finished the Corpus series with his 22nd multi-hit game this year after going 2-for-5 with a RBI and two runs scored.

CHASE FOR 30: Ivan Melendez currently leads the D-backs farm system with 26 home runs this season between High-A Hillsboro and Amarillo. His season-total has him T-25th All-Time in the D-backs' farm system for home runs in a single season. There have only been 13 former D-backs' minor leaguers to eclipse the 30 home run total in a single season, led by Kevin Cron (2019), and Alex Cabrera (2000) who each swatted 39. Former Sod Poodles Leandro Cedeño and Stone Garrett are each ahead of Melendez currently. Cedeño had 32 between Amarillo and Triple-A Reno last season while Garrett hit 28 for the Aces in 2022. Cedeño's 32 home runs are T-4th all-time in the Arizona farm system along with Christian Walker (2017) and Jack Cust (1999).

TAWA POWAH: Tim Tawa ended his series against Corpus with a 2-for-4 night at the plate including his 16th home run of the year and two RBI. It was his first home run since July 22nd at home against Wichita. He continues to add to what is already a single-season career-high for home runs. Tawa ended the week hitting .381 (8-for-21) with a home run, two doubles, five RBI, three runs, and a walk. It was his 24th multi-hit game and his 13th multi-RBI night at the plate.

LET'S GO STREAKING: A pair of Sod Poodles will carry hit streaks of 6+ games into Tulsa. After a 1-for-5 night at the plate on Sunday, Kevin Vicuña carries a season-long six-game hit streak with him to begin this series on the road. Over his last six, he is hitting .391 (9-for-23) with a double, home run, RBI, two walks, and five runs scored.

Caleb Roberts is riding a hit streak of seven-games into Tulsa after ended the series against the Hooks with a 2-for-5 game that included his 14th home run of the season. The seven-game streak is one-shy of his season-best which he had from June 24th - July 3rd. Over his last seven, Roberts is hitting .419 (13-for-31) with two doubles, two home runs, a triple, and five RBI. 12 of Roberts 14 total home runs this season have come at HODGETOWN and he carries splits of .336 at home and .202 on the road.

After a scoreless 0.2 IP on Sunday, Sod Poodles right-hander Raffi Vizcaino has not surrendered an earned run over his last five appearances (7.2 IP). Over his last five, he has 10 strikeouts and four walks while allowing just three hits.

FREE PASS: Amarillo set a franchise-high by issuing 13 free passes to the Hooks on Sunday evening. It surpassed the previous high of 12, which also came against Corpus Christi on August 27, 2022. On the other side, Amarillo did not draw a single base on balls, just the fourth time the team has done that this season.

SOD POODLES BREAKDOWN

At Home: 28-23
On the Road: 26-25
Day Games: 7-6
Night Games: 46-42
vs. RHP: 44-40
vs. LHP: 10-8
First Half: 34-35
Second Half: 20-13
April: 11-10
May: 10-16
June: 15-10
July: 15-9
August: 3-3
September: 0-0
Monday: 2-0
Tuesday: 6-9
Wednesday: 10-6
Thursday: 7-9
Friday: 4-12
Saturday: 15-4
Sunday: 10-8

Scoring First: 28-20
Opponent Scoring First: 26-28
Extra Innings: 2-3
Doubleheaders: 6-2
Commit An Error: 30-29
Commit No Errors: 24-19
Walk-Off Wins: 4
Walk-Off Losses: 3

vs. North 1st Half: 7-5
vs. South 1st Half: 27-30
vs. North 2nd Half: 12-6
vs. South 2nd Half: 8-7

Scoring 4+ Runs: 46-31
Opp. Scoring 4+ Runs: 23-46
Scoring 3 Or Fewer Runs: 8-17
Opp. Scoring 3 Or Fewer Runs: 31-2
Out-Hit Opponent/Tie: 45-17
Out-Hit By Opponent: 9-31
Lead After 6: 39-10
Trail After 6: 8-36
Tied After 6: 7-2
Lead After 7: 45-6
Trail After 7: 4-39
Tied After 7: 4-3
Lead After 8: 43-2
Trail After 8: 1-42
Tied After 8: 4-4

Series (W-L-T): 6-5-7

Game 1: 7-11
Game 2: 12-5
Game 3: 8-10
Game 4: 6-10
Game 5: 13-3
Game 6: 8-8
Series Sweeps: 1
Series Been Swept: 0

STARTING PITCHER



#16 JAMISON HILL - RHP

HEIGHT: 6'1"

WEIGHT: 180

B/T: R/R

AGE: 23 (3/28/1999 in San Diego, CA)

20 G (19 GS)

5-5

81/62 K/BB

4.87 ERA

LAST WIN: 7/21/2023 vs WCH

LAST SAVE: None

LONGEST 2023 OUTING: 7.0 Innings (2x, Last: 7/21 vs WCH)

LAST HOME RUN ALLOWED: 8/2/2023 vs. CC (Zach Daniels, 4th inning, 2-Run)

CAREER VS. TUL: 1 G, 0-0, 11.57 ERA, 4.2 IP, 7 H, 8 R, 6 ER, HR, 3 K, 5 BB

Rated the 50th best right hander in California by Perfect Game in 2017.

Signed by the Arizona Diamondbacks as a minor league free agent on July 22, 2021 out of Fresno State (Fresno, CA).

Made his professional and Low-A debut on 9/9/2021 in Visalia threads and went 4.0 innings and allowed one (1) unearned run on two (2) hits while punching out three (3) batters.

He only played one (1) other game in 2021 (9/16) where he held his opponent scoreless through 3.0 innings while walking two (2) and punching out three (3) in the process.

In his first game at HODGETOWN (9/1/2022 vs. FRI), went 4.0 innings and allowed just one (1) earned run on two (2) knocks and two (2) walks while punching out a pair of batters, good for his best outing at HODGETOWN in 2022 with his only other outing being on 9/7 (4.0 IP, 7 H, 5 ER, 2 BB).

On 7/29/2022, he set a Hillsboro Hops franchise record 13 punch outs in a single contest, also good for his career high in a single game.

During his time as a Hop across 21 games (4/14-8/21/2022), held the throne for wins (7), punch outs (115) and innings pitched (103.1) among qualified players...Additionally, he shared 1st place in GS (21).

CAREER STATS

YEAR	TEAM	W-L	ERA	G	GS	CG	SHO	IP	H	R	ER	HR	HB	BB	SO	WP	GIDP	BAA
2021	Visalia (A-)	0-0	0.00	2	2	0	0	7.0	4	1	0	0	0	2	6	0	0	.167
2022	Visalia (A-)	0-1	4.50	1	0	0	0	4.0	4	3	2	0	0	2	2	0	0	.286
	Hillsboro (A+)	7-7	4.35	21	21	0	0	103.1	82	56	50	9	7	46	115	12	6	.216
	Amarillo (AA)	1-0	6.30	5	4	0	0	20.0	26	14	14	4	1	8	12	2	1	.321
2023	Amarillo (AA)	5-5	4.87	20	19	0	0	88.2	77	51	48	11	9	62	81	7	7	.232
MINOR LEAGUE TOTALS		13-13	4.60	49	46	0	0	223.0	193	125	114	24	17	120	216	21	14	.233

2023 HIGHS

INNINGS: 7.0 IP (2x, Last: 7/21 vs WCH)

HITS: 7 (3x, Last: 7/27 @ MID)

RUNS: 8 (7/1 vs. TUL)

EARNED RUNS: 6 (2x, Last: 8/2 vs. CC)

STRIKEOUTS: 7 (4/21 @ NWA)

WALKS: 5 (3x, Last: 8/2 vs. CC)

HOME RUNS: 2 (3x, Last: 8/2 vs. CC)

CONSECUTIVE WINS: 3 (7/8 (1) - 7/21)

CONSECUTIVE LOSSES: 2 (5/9-14 vs MID)

SHORTEST START: 2.0 IP (5/14 vs. MID, G2)

PITCHES THROWN: 103 (8/2 vs. CC)

CAREER HIGHS

INNINGS: 7.0 IP (3x, Last: 7/21/23 vs WCH)

HITS: 8 (8/10/22 vs. SPO (HIL))

RUNS: 8 (7/1/23 vs. TUL)

EARNED RUNS: 7 (6/23/22 vs. VAN (HIL))

STRIKEOUTS: 13 (7/29/22 @ EUG (HIL))

WALKS: 5 (5x: Last: 8/2/23 vs. CC)

HOME RUNS: 2 (6x, Last: 8/2/23 vs. CC)

CONSECUTIVE WINS: 3 (2x, Last: 7/8 (1) - 7/21/23)

CONSECUTIVE LOSSES: 2 (3x: Last - 5/9-14/23)

SHORTEST START: 1.2 IP (6/23/2022 vs. VAN (HIL))

PITCHES THROWN: 103 (8/2/2023 vs. CC)

2023 SPLITS

VS. RIGHT: .222/.354/.384, 44 H, 12 2B, 3B, 6 HR, 28 RBI, 45 K, 32 BB

VS. LEFT: .246/.382/.403, 33 H, 6 2B, 5 HR, 20 RBI, 36 K, 30 BB

HOME: 11 G, 3-2, 5.08 ERA, 51.1 IP, 41 H, 29 ER, 8 HR, 43 K, 37 BB

ROAD: 9 G, 2-3, 4.58 ERA, 37.1 IP, 36 H, 19 ER, 3 HR, 38 K, 25 BB

W/ RISP: .227/.347/.412, 22 H, 6 2B, 4 HR, 39 RBI, 28 K, 17 BB

DAY: 2 G, 0-2, 9.00 ERA, 6.0 IP, 6 ER, 4 H, 2 HR, 5 K, 9 BB

NIGHT: 18 G, 5-3, 4.57 ERA, 82.2 IP, 73 H, 42 ER, 9 HR, 76 K, 53 BB

TEAM W/L IN STARTS: 11-8

OPPOSING STARTER - RHP ORLANDO ORTIZ-MAYR (1-3, 3.05 ERA)

CAREER VS. AMA: FIRST APPEARANCE

BATTER-PITCHER MATCH-UPS (ACTIVE ROSTER, 2023)

SOD POODLES VS. ORLANDO ORTIZ-MAYR:

PLAYER	H	AB	AVG	XBH	HR	RBI	BB	SO
Roberts, C								
Lawlar, J								
Vukovich, A								
Melendez, I								
Beer, S								
Tawa, T								
De Los Santos, D								
Castillo, N								
D'Orazio, J								

DRILLERS VS. JAMISON HILL:

PLAYER	H	AB	AVG	XBH	HR	RBI	BB	SO
Alcantara, I	2	2	1.000	1	0	1	1	0
Gauthier, A	2	3	.667	1	1	3	0	0
Lewis, B	1	2	.500	0	0	0	1	1
Vivas, J	1	2	.500	0	0	1	1	0
Diaz, Y	0	2	.000	0	0	1	0	1
Hoese, K	0	3	.000	0	0	0	0	0
Ramos, J	0	2	.000	0	0	0	1	0
Taylor, C	0	2	.000	0	0	1	1	0



#5 NICK DALESANDRO - OF					2023 HIGHS: Hits - 3, Runs - 2, RBI - 3, HR - 1, 2B - 1, 3B - 1, BB - 2, K - 3, SB - 2														
HEIGHT: 5'11"			WEIGHT: 175		B/T: R/R			AGE: 26 (10/3/1996 in Joliet, IL)					2023 SPLITS:						
G	AVG	OBP	SLG	AB	R	H	2B	3B	HR	RBI	BB	SB/ATT	SO	V.RHP	V.LHP	HOME	AWAY	RISP	
51	.229	.306	.301	153	22	35	4	2	1	12	17	14/17	40	.226	.241	.274	.188	.237	
LAST GAME: 1-for-4, K						LAST HOME RUN: 7/4 @ SPR off Hence (Solo)							CURRENT HITTING: 1						
TUL SERIES:						LAST MULTI-HIT GAME: 7/8 (2) @ SPR (2-for-4)							SEASON LONG HITTING: 13						
CC SERIES: 1-for-8, 4 K													CURRENT ON-BASE: 1						
													SEASON-LONG ON-BASE: 13						

- Logged 42 combined games across three levels in 2019, hitting .256 (34-for-133), ending the year with a hit in 15 of his final 19 games played.
- Played the entire 2021 season with High-A Hillsboro with 57 games behind the plate (53 GS), 15 games in RF (14 GS), and three games in LF (2 GS), hitting his first career HR on 6/9 vs TRI, an inside-the-park HR.
- Posted his first 3-hit game in 2023 on June 15 vs SA....First 3-hit game since June 4, 2022 vs MID.
- Hit his first home run of the 2023 season on July 4 @ SPR...Was just his fourth professional home run and third out of the park home run.
- Logged the longest hit streak of his professional career with his 13-game stretch from May 28 - July 4....Previous career-long was nine games.

#13 DEYVISON DE LOS SANTOS - INF															2023 HIGHS: Hits - 3, Runs - 2, RBI - 3, HR - 1, 2B - 2, 3B - 1, BB - 2, K - 3, SB - 1									
HEIGHT: 6'1"					WEIGHT: 185					B/T: R/R					AGE: 20 (6/21/1993 in Santo Domingo, Dominican Republic)					2023 SPLITS:				
G	AVG	OBP	SLG	AB	R	H	2B	3B	HR	RBI	BB	SB/ATT	SO	V.RHP	V.LHP	HOME	AWAY	RISP						
82	.233	.288	.360	322	43	75	9	1	10	39	23	3/3	89	.233	.233	.283	.174	.278						
LAST GAME: 1-for-4, 2B, 3 K						LAST HOME RUN: 8/2 vs CC off Gaither (2-Run)						CURRENT HITTING: 2												
TUL SERIES:						LAST MULTI-HIT GAME: 8/2 vs CC (2-for-4)						SEASON LONG HITTING: 12												
CC SERIES: 4-for-20, HR, 2B, 2 RBI, BB, 2 R, 7 K												CURRENT ON-BASE: 2												
												SEASON-LONG ON-BASE: 16												

- Is currently ranked as the D-backs' no.4-rated prospect
- Back-to-back D-backs' Minor League Player of the Month in June and July, 2022.
- Named the NWL Player of the Week (7/31/22), MiLB.com Organization All-Star (2022) and Single-A Postseason All-Star (Baseball America).
- Won the batting title in the California League in 2022, hitting .329 in 78 games played for Visalia despite a promotion to Hillsboro on July 22, 2022.
- Had a season-high 12-game hit streak (6/29 - 7/25) that included seven multi-hit games during the streak...Had a 14-game streak from 7/8-28/22
- Since returning to the active roster on July 14th, he is hitting .320 (24-for-75) with five doubles, three home runs, a triple, and 12 RBI.

#11 JORDAN LAWLAR - INF										2023 HIGHS: Hits - 3, Runs - 4, RBI - 4, HR - 1, 2B - 2, 3B - 1, BB - 2, K - 4, SB - 3												
HEIGHT: 6'2"					WEIGHT: 190		B/T: R/R		AGE: 21 (7/17/2002 in Carrollton, TX)					2023 SPLITS:								
G	AVG	OBP	SLG	AB	R	H	2B	3B	HR	RBI	BB	SB/ATT	SO	V.RHP	V.LHP	HOME	AWAY	RISP				
84	.258	.360	.473	330	73	85	20	3	15	45	44	29/33	87	.239	.360	.287	.226	.211				
LAST GAME: 2-for-5, RBI, 2 R						LAST HOME RUN: 8/4 vs CC off Gusto (Solo)								CURRENT HITTING: 6								
TUL SERIES:						LAST MULTI-HIT GAME: 8/6 vs CC (2-for-5)								SEASON LONG HITTING: 9								
CC SERIES: 8-for-23, 2 HR, 2B, 5 RBI, 9 R, BB, 5 K														CURRENT ON-BASE: 25								
														SEASON-LONG ON-BASE: 25								

- Made his professional debut on 8/21/21 after being selected 6th overall in the 2021 MLB Draft out of Jesuit High School (Dallas).
- Currently ranked as the D-backs' no. 1-rated prospect and the no. 5 overall prospect by MLB Pipeline.
- Appeared in 100 games across four levels in 2022, hitting .303 (18 2B, 7 3B, 16 HR) with 62 RBI and 57 walks.
- Hit .278 (10-for-36) with a double, triple, two home runs, and seven RBI in 11 games in the Arizona Fall League in 2022... Broken Scapula ended his AFL.
- Was hitting .162 through his first 32 games in 2023...In 52 games since May 23, he is hitting .310 (16 2B, 2 3B, 10 HR) with 56 runs scored and 29 RBI.
- Was named to the 2023 SiriusXM MLB All-Star Futures Game
- Hit Amarillo's fifth ever inside the park home run, doing so in game one of the DH on July 3 vs TUL...First ITP HR since Luis Basabe (6/19/21 vs WCH)

#43 IVAN MELENDEZ - INF					2023 HIGHS: Hits - 3, Runs - 3, RBI - 4, HR - 2, 2B - 1, 3B - 1, BB - 1, K - 4, SB --																			
HEIGHT: 6'3"					WEIGHT: 225					B/T: R/R					AGE: 23 (1/24/2000 in El Paso, TX)					2023 SPLITS:				
G	AVG	OBP	SLG	AB	R	H	2B	3B	HR	RBI	BB	SB/ATT	SO	V.RHP	V.LHP	HOME	AWAY	RISP						
18	.301	.350	.699	73	16	22	3	1	8	22	2	-/-	29	.250	.667	.294	.318	.318						
LAST GAME: 1-for-5, RBI, R, 3 K						LAST HOME RUN: 8/5 vs CC off A. Brown (Solo)								CURRENT HITTING: 2										
TUL SERIES:						LAST MULTI-HIT GAME: 8/5 vs CC (2-for-4)								SEASON LONG HITTING: 7										
CC SERIES: 7-for-25, 2 HR, 7 RBI, 4 R, BB, 9 K														CURRENT ON-BASE: 2										
														SEASON-LONG ON-BASE: 7										

- Selected by the Arizona Diamondbacks in the 2nd round (#43 overall) of the 2022 MLB Draft out of the University of Texas.
- Currently ranked as the D-backs' no. 7-rated prospect
- Began 2023 with High-A Hillsboro where he hit .270 in 58 games while setting the Hops single-season franchise-record with 18 HR....Was named NWL Player of the Week on June 25 after becoming the first Hops player to hit for the Cycle at Ron Tonkin Field on June 23 vs Everett.
- Currently leads the D-backs' system with 26 HR and hit a home run in each of his first three games (4 total) in Double-A.
- Since arriving in Amarillo on July 14th, is T-2nd for the most HR (8) and T-1st for RBI (22) in Double-A...Is 6th in SLG (.699), T-7th in XBH (12).
- Became just the second Amarillo player with more than one multi-HR game this season (A.J. Vukovich) doing so in his first seven games with Amarillo.

#7 CALEB ROBERTS - OF										2023 HIGHS: Hits - 4, Runs - 3, RBI - 4, HR - 2, 2B - 2, 3B - 1, BB - 4, K - 4, SB - 1												
HEIGHT: 6'1"					WEIGHT: 195		B/T: L/R		AGE: 23 (2/9/2000 in West Palm Beach, FL)					2023 SPLITS:								
G	AVG	OBP	SLG	AB	R	H	2B	3B	HR	RBI	BB	SB/ATT	SO	V. RHP	V. LHP	HOME	AWAY	RISP				
69	.269	.373	.542	260	56	70	15	7	14	48	40	11/13	87	.277	.222	.336	.202	.301				
LAST GAME: 2-for-5, HR, RBI, R, K										LAST HOME RUN: 8/6 vs CC, off Macuare (Solo)						CURRENT HITTING: 7						
TUL SERIES:										LAST MULTI-HIT GAME: 8/6 vs CC (2-for-5)						SEASON LONG HITTING: 8						
CC SERIES: 11-for-24, 2 HR, 2 2B, 3B, 4 RBI, 5 R, BB, 8 K																CURRENT ON-BASE: 7						
																SEASON-LONG ON-BASE: 19						

- Had a season-high eight game hit streak in 2023 that includes six home runs, four doubles, a triple, and 12 RBI from June 24-July 3
- Became the first Sod Poodle to ever homer in four straight games, doing so from June 30 - July 3...Has hit 11 home runs since June 25 (30 G) including his first career grand slam on July 3...It was Amarillo's second in 2023, and the 13th overall in franchise-history.
- Logged the second multi-HR game of his professional career on July 15 vs Frisco...Set his single-season career-high for HR during the performance.
- Was named Texas League Player of the Week for June 26 - July 2 after hitting .438 (7-for-16) with 3 HR, 2 2B, 4 RBI, 3 BB, .550 OBP, 1.125 SLG vs Tulsa.
- Set a career-high with a four-hit game on August 1 vs. CC where he fell a home run shy of the cycle...His seven triples currently leads the league.

TEAM BATTING

OVERALL

AVG	G	AB	R	H	TB	2B	3B	HR	RBI	BB	SO	SB	CS	OBP	SLG	OPS
.272	102	3452	620	938	1610	189	27	143	574	380	966	136	39	.352	.466	.818

MONTHLY

APRIL	.260	21	718	120	187	307	33	6	25	112	79	214	35	8	.336	.428	.764
MAY	.236	26	845	123	199	319	41	5	23	114	95	231	33	9	.318	.378	.696
JUNE	.296	25	883	170	261	443	52	8	38	158	95	232	32	10	.375	.502	.877
JULY	.283	24	788	166	223	419	53	7	43	152	94	222	31	11	.370	.532	.902
AUGUST	.312	6	218	41	68	122	10	1	14	38	17	67	5	1	.372	.560	.932
SEPTEMBER	-	-	-	-	-	-	-	-	-	-	-	-	-	-	-	-	-

HOME VS. ROAD

HOME	.303	51	1737	361	526	955	105	12	100	343	165	482	73	14	.372	.550	.922
ROAD	.240	51	1715	259	412	655	84	15	43	231	215	484	63	25	.332	.382	.714

SITUATIONAL SPLITS

	AVG	G	AB	H	TB	2B	3B	HR	RBI	BB	SO	OBP	SLG	OPS
VS RIGHT	.273	102	2872	784	1358	163	21	123	488	324	806	.355	.473	.828
VS LEFT	.266	52	580	154	252	26	6	20	86	56	160	.334	.434	.768
W/ RISP	.283	102	1010	286	487	62	11	39	429	146	300	.375	.482	.857
TEAM IS AHEAD	.259	79	1338	346	573	88	11	39	211	153	378	.345	.428	.773
TEAM IS BEHIND	.290	79	1395	404	685	64	8	67	253	160	378	.370	.491	.861

HOME RUNS

MULTI-RBI GAMES

MULTI-HIT GAMES

PLAYER	SOLO	2R	3R	GS	TOTAL	2	3	4	5+	TOTAL	2	3	4	5+	TOTAL
Beer	6	2			8	9	1			10	11	2	2		15
Bliss	8	3	1		12	8	3			11	23	12			35
Carrion						1				1					
Castillo	6	2	3		11	3	3	1		7	9	4			13
Centeno	1				1	3				3	12	2			14
Chen	1				1										
D'Orazio											3	1			4
Dalesandro	1				1		1			1	6	2			8
De Los Santos	3	6	1		10	5	3			8	18	4			22
Del Castillo	6	4	2		12	5	3	2		10	16	1			17
Duzenack	4		1	1	6	7	3	1		11	10	6			16
English	4	1	1		6	3	1	1		5	5				5
Enriquez						3				3	4	1	1		6
Guzman		1			1	1	1			2	1	1			2
Lawlar	6	7	2		15	6	2	1		9	18	4			22
Melendez	5	2	1		8	2	2	2		5	6	1			7
Roberts	8	4	1	1	14	9	3	1		13	17	3	1		21
Tawa	9	4	2	1	16	8	3		2	13	20	4			24
Vicuña	1		1		2		1			1			1		1
Vukovich	11	3	3	2	19	3	7	4	2	16	17	6			23
Watkins						1				1					
TOTALS:	80	39	19	5	143	77	37	13	4	130	195	54	5	0	254

HOME RUN VARIANTS

WALK-OFF HR (1): Beer (8/5 vs CC, 9th inning, solo)

BACK-TO-BACK HR (6): English/Vukovich (4/16 vs. CC, 7th inning); Roberts/Vukovich (6/3 (1) vs. SPR, 6th inning); Del Castillo/De Los Santos (6/13 vs SA, 7th inning); Beer/Roberts (7/1 vs TUL, 6th inning); Lawlar/Vukovich (7/3 (1) vs TUL, 1st inning); Roberts/Melendez (7/23 vs WCH, 1st inning);

MUTLI-HR GAMES (5): Melendez (2x, 7/18 vs WCH, 7/23 vs WCH); Vukovich (6/10 @ MID); Tawa (6/29 vs TUL); Roberts (7/15 vs FRI)

THREE-HR GAMES (1): Vukovich (7/3 (1) vs TUL)

EXTRA-INNING HR (0):

GRAND SLAMS (5): Vukovich (2x, 6/4 vs. SPR, 5th inning; 8/2 vs CC, 4th inning); Roberts (7/3 (2) vs TUL, 5th inning); Tawa (7/9 @ SPR, 3rd inning); Duzenack (7/30 @ MID, 7th inning)

INSIDE-THE-PARK HR (1): Lawlar (7/3 (1) vs TUL, 1st inning)

PINCH-HIT HR (0):

HR IN CONSECUTIVE GAMES (18): Vukovich (4x: 5/5-6 @CC; 6/1-6/3 G1 vs SPR; 6/17-18 vs SA; 7/21-22 vs WCH); Del Castillo (3x: 5/30-31 vs. SPR; 6/8-10 @ MID; 7/8 @ SPR); Bliss (2x: 5/5-6 @ CC; 6/10 @MID - 6/13 vs SA); Tawa (2x: 5/28 @ SA - 5/30 vs. SPR; 6/3/4 vs. SPR); Roberts (2x: 6/25 @ CC, 6/28 vs TUL; 6/30-7/1 vs TUL) Lawlar (4/15 vs. CC - 4/18 @ NWA); English (4/23 @ NWA - 4/25 vs. FRI); Melendez (7/14-15 vs FRI); Castillo (7/15-16 vs FRI); De Los Santos (7/18-19 vs WCH)

HR IN THREE CONSECUTIVE GAMES (2): Melendez (7/14-15 vs FRI, 7/18 vs WCH); Castillo (7/15-16 vs FRI, 7/18 vs WCH)

HR IN FOUR CONSECUTIVE GAMES (1): Roberts (6/30 - 7/3 vs TUL)

LEAD OFF HR (9): Bliss (6x: 4/27 vs. FRI; 5/10 vs. MID; 5/18 @ FRI; 6/10 @ MID; 6/13 vs SA; 6/22 @ CC); Tawa (6/4 vs. SPR); Duzenack (6/11 @ MID); Vicuña (8/5 vs CC)

BATTING (CONT.)



STARTS BY BATTING ORDER (TEAM RECORD)										STARTS BY POSITION (TEAM RECORD)								
PLAYER	1	2	3	4	5	6	7	8	9	C	1B	2B	3B	SS	LF	CF	RF	DH
Beer			3-1	30-17	0-1						27-18							6-1
Bliss	32-36											26-29		5-5				2-2
Carrion									1-0						1-0			
Castillo						1-1	7-5	14-21	11-6		2-3				4-4	5-7	20-12	2-7
Centeno		1-2	2-1	0-2		5-0	7-4	8-8	4-6	18-12								9-11
Chen									2-0			2-0						
D'Orazio							1-1	3-2	4-3	7-3								1-3
Dalesandro							2-2	5-1	17-19	0-1					4-2	14-17	6-2	
De Los Santos				10-9	12-20	20-8	1-2				11-11		31-25					1-3
Del Castillo		1-0	0-2	4-4	16-8	4-10	6-8			17-24								14-8
Duzenack	12-5	3-1				0-2	2-4	4-4	5-0			6-5	3-6	7-3	6-1	2-1	2-0	
English			7-5	1-0	1-1		1-0	1-1			8-3				1-2			2-2
Enriquez	1-1	0-1	4-8	0-1	1-0	1-0	3-7	7-2	2-6							2-0	15-24	2-2
Guzman							2-3		2-2						3-4		1-1	
Lawlar	2-0	42-40												41-39				2-1
Melendez			1-0	3-4	6-4						3-2		6-6					1-0
Roberts	5-1	5-1	8-14	1-1	2-4	3-5	12-5	0-1		12-8	2-5				13-12		2-4	7-3
Tawa	1-4	2-3		1-1	10-6	12-15	10-7	7-4				20-12	1-4		7-7	10-11	3-3	2-2
Vicuña	1-1							5-4	4-4			0-2	4-1	1-1	2-5		3-0	0-1
Vukovich			29-17	4-9	6-4	8-7					1-6		9-6		12-10	21-12	2-1	2-2
Watkins									2-2						1-1		0-1	1-0

8+ GAME HITTING STREAKS (CURRENT IN BOLD)		
PLAYER	LENGTH / DATES	STREAK STATS
Castillo	14 G, 6/4-28	.352 (19-for-54), 3 HR, 2 2B, 3B, 12 RBI, 12 R, 4 SB
Dalesandro	13 G, 5/28-7/4	.409 AVG (18-for-44), HR, 2 2B, 2 3B, 5 RBI, 4 BB, 6 SB, 10 R
De Los Santos	12 G, 6/29-7/25	.408 (20-for-49), 2 HR, 2 2B, 3B, 11 RBI, 10 R, BB
Duzenack	12 G, 6/15-7/4	.449 AVG (22-for-49) 5 2B, 3 HR, 14 RBI, 13 R, 4 BB
English	12 G, 4/19-5/2	.370 AVG (17-for-46), 6 2B, 4 HR, 16 RBI, 7 BB, 8 R
Vukovich	11 G, 4/29-5/16	.348 AVG (16-for-46), 3 2B, 3 HR, 3B, 9 RBI, BB, 9 R
Bliss	10 G, 4/6-4/19	.438 AVG (21-for-48), 3 2B, 2 3B, HR, 8 RBI, 8 R
Del Castillo	10 G, 5/19-5/31	.406 AVG (13-for-32), 2 2B, 2 HR, 8 RBI, 9 BB, 7 R
Tawa	10 G, 5/28-6/15	.395 AVG (15-for-38), 4 HR, 2 2B, 10 RBI, 3 BB, 6 R
Bliss	9 G, 6/8-18	.395 AVG (17-for-43), 3 HR, 4 2B, 3B, 13 RBI, 10 R
Bliss	9 G, 5/4-5/14	.459 (17-for-37), 4 2B, 4 HR, 8 RBI, 4 BB, 10 R, 3 SB
Bliss	9 G, 5/23-6/3	.357 AVG (15-for-42), 2B, 3B, 2 BB, 3 RBI, 6 SB, 8 R
Lawlar	9 G, 6/6-15	.410 AVG (16-for-39), 2 HR, 4 2B, 3B, 4 RBI, 4 BB, 14 R
Lawlar	9 G, 5/23-6/3	.389 AVG (14-for-36), 3 2B, 2 HR, 3 BB, 6 RBI, 3 SB, 6 R
D'Orazio	8 G, 7/23-8/4	.387 AVG (12-for-31), 2 2B, 3 RBI, 2 BB, 4 R
Bliss	8 G, 6/28-7/6	.424 AVG (14-for-33), 6 2B, HR, 4 RBI, 7 BB, 9 SB, 11 R
Bliss	8 G, 4/21-5/2	.412 AVG (14-for-34), 5 2B, HR, 6 RBI, 2 BB, 10 R, 2 SB

MULTI-RUN INNINGS		
RUNS	NO. OF TIMES	LAST
2	71	8/6 vs CC, 4th inning
3	31	8/5 vs CC, 8th inning
4	24	8/6 vs CC, 5th inning
5	9	8/1 vs CC, 5th inning
6	8	8/2 vs CC, 4th inning
7	5	6/29 vs TUL, 1st inning
8+	-	

SCORE BY INNING												
	1	2	3	4	5	6	7	8	9	10	11+	TOTAL
OPP	78	59	80	68	89	91	68	42	39	2	3	618
AMA	77	61	74	66	75	63	97	68	34	3	2	620

ERRORS BY POSITION		
POSITION	SOD POODLES	OPPONENT
C	12	9
1B	6	9
2B	14	7
3B	17	12
SS	10	15
LF	2	2
CF	3	3
RF	3	3
P	9	11
TOTAL	76	71

FIELDING

CATCHER'S BOX (W/L BASED ON STARTS)						
PLAYER	CS	SB	ATT	CS %	PB	W-L
Centeno	7	28	35	.200	3	18-12
D'Orazio	5	12	17	.294	0	7-3
Dalesandro	0	4	4	.000	0	0-1
Del Castillo	14	38	52	.269	7	17-24
Roberts	7	24	31	.226	5	12-8
TOTAL	33	106	139	.237	15	54-48

TEAM FIELDING						
%	G	PO	A	E	DP	PB
.979	102	2652	842	76	62	15

NOTABLE GAMES



AMARILLO HAVE 5 OR FEWER HITS		
DATE	HITS	OPPONENT
4/15	4	CC
4/20	4	@NWA
4/22	3	@NWA
4/27	5	FRI
5/2	5	@CC
5/4	2	@CC
5/12	5	MID
5/14 (G2)	4	MID
5/16	2	@FRI
5/18	2	@FRI
5/19	4	@FRI
5/21	4	@FRI
5/26	5	@SA
6/20	4	@CC
7/8 (1)	5	@ SPR
7/20	5	vs WCH
7/21	5	vs WCH
TOTAL: 17 (6 HOME, 11 ROAD)		

OPPONENTS HAVE 5 OR FEWER HITS		
DATE	HITS	OPPONENT
4/7	3	@FRI
4/19	2	@NWA
4/20	4	@NWA
4/27	5	FRI
5/2	3	@CC
5/3	5	@CC
5/4	5	@CC
5/14 (G1)	2	MID
5/21	3	@FRI
5/26	5	@SA
5/27	2	@SA
5/30	3	SPR
6/1	5	SPR
6/3 (G2)	4	SPR
6/7	3	@MID
6/11	3	@ MID
6/24	5	@ CC
6/25	5	@ CC
7/15	5	vs FRI
7/16	3	vs FRI
8/3	5	vs CC
TOTAL: 21 (8 HOME, 13 ROAD)		

AMARILLO HAVE 10 OR MORE RUNS		
DATE	RUNS	OPPONENT
4/12	13	CC
4/14	10	CC
4/26	12	FRI
4/29	11	FRI
5/5	12	@CC
5/14 (G1)	10	MID
6/8	12	@MID
6/10	13	@ MID
6/13	15	vs SA
6/29	12	vs TUL
7/1	12	vs TUL
7/3 (1)	15	vs TUL
7/3 (2)	10	vs TUL
7/15	11	vs FRI
7/18	10	vs WCH
8/2	11	vs CC
TOTAL: 16 (13 HOME, 3 ROAD)		

OPPONENTS HAVE 10 OR MORE RUNS		
DATE	RUNS	OPPONENT
4/6	12	@FRI
4/12	10	CC
4/14	13	CC
4/16	11	CC
4/18	16	@NWA
4/26	11	FRI
4/28	12	FRI
4/30	12	FRI
5/6	12	@CC
5/9	11	MID
5/11	16	MID
5/14 (G2)	13	MID
5/17	10	@FRI
5/23	14	@SA
5/31	13	SPR
6/10	10	@MID
6/15	11	vs SA
6/16	12	vs SA
6/18	11	vs SA
6/20	12	@CC
7/1	10	vs TUL
7/23	12	vs WCH
7/28	10	@ MID
8/2	13	vs CC
8/6	14	vs CC
TOTAL: 25 (17 HOME, 8 ROAD)		

EXTRA INNING GAMES (5) 2-3

DATE	OPP	RESULT	SCORE	W	L	S	TIME
4/20	@NWA	W (10)	3-2	Otanez, M (1-0)	Biasi, D (1-1)	Rice, J (1)	3:08
4/26	FRI	W (10)	12-11	Workman, B (1-0)	Church, M (0-1)	-	3:24
5/20	@FRI	L (10)	8-7	Kelly, A (2-0)	Stumpo (0-1)	-	3:26
6/3 (G1)	SPR	L (8)	5-4	Roycroft, C (1-0)	Backhus, K (0-1)	Granillo, A (2)	2:26
6/30	TUL	L (13)	7-6	Fisher, B (5-1)	Grammes, C (2-2)	-	3:42

PINCH HITTER TOTALS

PLAYER	DATE	SITUATION	RESULT
Watkins	5/9	Bot 8, 2 outs	Triple
Tawa	6/30	Bot 8, 1 out	Sac Fly
Beer	6/30	Bot 11, 0 out	Sac Fly
Vicuña	7/20	Bot 9, 0 out	E 9

DOUBLEHEADERS (4) 6-2

DATE	OPP	RESULT	SCORE	W	L	S	TIME
5/14 (1)	MID	W	10-1	Albright, L (2-2)	Ginn, J (0-2)	-	1:40
5/14 (2)	MID	L	13-1	Tomioka, S (1-0)	Hill, J (0-3)	-	2:32
6/3 (1)	SPR	L (8)	5-4	Roycroft, C (1-0)	Backhus, K (0-1)	Granillo, A (2)	2:26
6/3 (2)	SPR	W	6-1	Olivero, D (2-4)	Hernandez, K (5-2)	-	1:39
7/3 (1)	TUL	W	15-7	Olivero, D (5-5)	Casparius, B (0-3)	-	1:54
7/3 (2)	TUL	W	10-9	Montes De Oca, C (1-1)	Sublette, R (1-3)	Green, J (4)	2:26
7/8 (1)	@ SPR	W	4-3	Hill, J (3-4)	Pereira, W (5-5)	Pope, A (1)	2:07
7/8 (2)	@ SPR	W	7-6	Backhus, K (4-3)	Pope, B (1-2)	Green, J (5)	2:16

WALK-OFF WINS

DATE	SCORE	GAME-WINNING PLAY
4/26	12-11 (10th)	Lawlar RBI-double
6/1	3-2 (7th)	Duzenack two RBI Single
8/3	4-3	Roberts RBI-double
8/5	8-7	Beer solo HR

SHUTOUTS (7) 5-2

DATE	OPP	RESULT	SCORE	W	L	S	TIME
4/19	@NWA	W	5-0	Jarvis, B (2-1)	Veneziano, A (1-1)	-	2:29
4/21	@NWA	L	5-0	Hoffmann, A (2-1)	Hill, J (0-1)	-	2:26
4/22	@NWA	L	5-0	Marsh, A (1-0)	Patrick, C (0-3)	-	2:14
5/3	@CC	W	3-0	Pope, A (1-0)	Kouba, R (1-1)	Backhus, K (4)	2:15
5/27	@SA	W	1-0	Patrick, C (2-5)	Snider, D (0-3)	-	2:30
6/7	@MID	W	4-0	Green, J (1-0)	Cusick, R (3-3)	-	2:35
7/16	vs FRI	W	8-0	Lin, Y (1-0)	Bremer, N (0-1)	-	2:24

#14 KYLE BACKHUS - LHP

2023 HIGHS: IP - 2.0, K - 4, BB - 2, H - 5, R - 5, ER - 5

HEIGHT: 6'4"

WEIGHT: 185

B/T: L/L

AGE: 25 (1/31/1998 in New Waverly, TX)

35 G

5-4

7/11 SV/SVO

54/21 K/BB

4.53 ERA

OVERALL: 35 G, 23 GF, 45.2 IP, 49 H, 23 ER, 6 HR, 54 K, 21 BB

AUGUST: 2 G, 1-1, 9.00 ERA, 2 GF, BS, 3.0 IP, 5 H, 3B, 3 R, 3 ER, 4 K, BB

LAST 10 G: 3-2, 3.46 ERA, 5V, 6 GF, 13.0 IP, 16 H, 5 ER, 15 K, 8 BB

VS. TUL: 2 G, 2-0, 2.25 ERA, GF, 4.0 IP, 4 H, ER, HR, 4 K, BB

- Named as a D-backs Organization All-Star last season by MiLB.com
- Allowed no earned runs in 30 of his 40 appearances in 2022 and logged his season high 2.0 IP 11 separate times.
- From 5/14-8/26/2022 (34.2 IP), he held his opponent to 0 earned runs in 22 out of 26 straight appearances, allowing just seven (7) earned runs total (1.84 ERA)
- Ranks second in the D-backs' organization in saves (13) since the start of the 2022 season.

2023 SPLITS

VS. RHB: .288/.350/.488, 36 H, 5 HR, 6 2B, 3 R, 18 RBI, 37 K, 11 BB
HOME: 17 G, 3-3, 7.06 ERA, 3 SV, 21.2 IP, 25 H, 18 R, 17 ER, 6 HR, 28 K, 12 BB
W/ RISP: .211/.237/.351, 12 H, HR, 3 2B, 3B, 18 RBI, 19 K, BB

VS. LHB: .213/.333/.328, 13 H, 4 2B, HR, 7 RBI, 17 K, 10 BB
AWAY: 18 G, 2-1, 2.25 ERA, 13 GF, 4 SV, 24.0 IP, 24 H, 6 ER, 26 K, 9 BB

RECENT APPEARANCES

DATE	DEC	P-S	IP	H	R	ER	HR	BB	SO	IR/S
6/25	ND	21-13	1.0	2	2	2	0	1	2	0/0
6/28	W (2)	32-21	2.0	3	1	1	0	1	0	0/0
7/1	W (3)	45-26	2.0	1	0	0	0	1	3	0/0
7/4	L (3) BS (3)	29-20	1.0	3	3	2	0	1	1	0/0
7/8 (2)	W (4)	18-10	1.0	0	0	0	0	2	1	0/0
7/16	ND	12-8	1.0	1	0	0	0	1	1	0/0
7/19	S (7)	28-15	1.1	1	0	0	0	1	1	0/0
7/23	ND	18-12	1.0	1	0	0	0	1	1	0/0
7/28	ND	34-26	1.2	3	0	0	0	0	3	2/2
7/30	ND	19-12	1.0	1	0	0	0	0	0	0/0
8/2	L (4) BS (4)	33-25	2.0	5	3	3	0	0	2	0/0
8/5	W (5)	21-13	1.0	0	0	0	0	1	2	0/0

LAST WIN: 8/5/23 vs CC

LAST LOSS: 8/2/23 vs CC

LAST SAVE: 7/19/23 vs WCH

#38 CONOR GRAMMES - RHP

2023 HIGHS: IP - 3.1, K - 5, BB - 4, H - 4, R - 3, ER - 2

HEIGHT: 6'1"

WEIGHT: 200

B/T: R/R

AGE: 26 (7/13/1997 in McLean, VA)

19 G

3-2

0/2 SV/SVO

40/18 K/BB

3.14 ERA

OVERALL: 19 G, 2 HLD, 5 GF, 28.2 IP, 26 H, 10 ER, 3 HR, 40 K, 18 BB

AUGUST: 1 GS, 0-0, 5.40 ERA, 3.1 IP, 2 H, 2 R, 2 ER, HR, 5 K, BB

LAST 10 G: 1-1, 2.25 ERA, 3 GS, 16.0 IP, 16 H, 4 ER, 2 HR, 26 K, 6 BB

VS. TUL: 2 G, 0-1, 0.00 ERA, GF, 2.0 IP, H, R, 3 K, 2 BB

- Selected by the Arizona Diamondbacks 5th round of the 2019 MLB draft out of Xavier University (Cincinnati, OH).
- In games where he logged at least 2.0 innings on the bump (6 G) in 2022, he also posted his most single-game strikeouts, encompassing both of his five (8/4 & 8/13) and four K (8/9 & 8/30) performances.
- Across a 12 game stretch, he logged at least two strikeouts in all but one relief appearances from 7/15-9/3/22 (19.0 IP), logging 36 total punch outs (17.1 K/9) across the stretch.

2023 SPLITS

VS. RHB: .185/.292/.207, 9 H, 2 2B, 3 R, 18 RBI, 37 K, 11 BB
HOME: 10 G, 2-2, 3.45 ERA, 15.2 IP, 14 H, HR, 6 ER, 22 K, 13 BB
W/ RISP: .167/.304/.167, 6 H, 11 RBI, 12 K, 7 BB, 46 PA

VS. LHB: .378/.472/.578, 17 H, 3 HR, 12 RBI, 12 K, 8 BB, 53 PA
AWAY: 9 G, 1-0, 2.77 ERA, 2 HLD, 13.0 IP, 12 H, 2 HR, 4 ER, 18 K, 5 BB

RECENT APPEARANCES

DATE	DEC	P-S	IP	H	R	ER	HR	BB	SO	IR/S
6/20	ND	6-4	1.0	0	0	0	0	0	0	0/0
6/22	BS (2)	27-14	0.2	2	3	2	1	1	2	0/0
6/28	ND	23-12	1.0	0	0	0	0	1	2	0/0
6/30	L (2)	15-9	1.0	1	1	0	0	1	1	0/0
7/5	ND	22-12	1.1	1	0	0	0	1	2	0/0
7/9	ND	19-13	1.0	2	2	2	1	0	3	0/0
7/15	ND	17-12	1.0	3	3	0	0	1	2	0/0
7/19	W (3)	31-18	1.1	1	0	0	0	1	2	3/2
7/23	ND	37-23	2.0	1	0	0	0	0	5	--
7/26	ND	12-8	1.0	1	0	0	0	0	1	0/0
7/29	ND	46-32	3.0	4	1	0	0	0	4	--
8/3	ND	60-37	3.1	2	2	2	1	1	5	--

LAST WIN: 7/19/23 vs. WCH

LAST LOSS: 6/30/23 vs. TUL

LAST SAVE: 5/21/23 @ EUG (A+)

#35 DILLON LARSEN - LHP

2023 HIGHS: IP - 3.0, K - 2, BB - 4, H - 2, R - 5, ER - 5

HEIGHT: 6'5"

WEIGHT: 230

B/T: R/L

AGE: 24 (7/9/1998 in Ellensburg, WA)

4 G

0-0

0/0 SV/SVO

6/10 K/BB

7.11 ERA

OVERALL: 4 G, 6.1 IP, 3 H, 5 R, 5 ER, 6 K, 10 BB

AUGUST: 2 G, 0-0, 14.06 ERA, 3.2 IP, 2H, 5 ER, 4 K, 7 BB

LAST 10 G: 0-0, 7.11 ERA, 6.1 IP, 3 H, 5 ER, 6 K, 10 BB

VS. TUL: --

- Signed by the Arizona Diamondbacks as a minor league free agent on May 13, 2022 out of Central Washington University.
- From 7/12-9/3/2022, he allowed just four earned runs across 12 relief appearances (18.2 IP), good for a 1.99 ERA.
- Appeared in 25 games with High-A Hillsboro in 2023, going 1-4 with a 4.54 ERA over 41.2 IP with 55 K and 38 BB.
- Across five total Double-A appearances with Amarillo over the last two years is 0-1 with a 3.38 ERA (6 H, 4 ER, 8 K, 10 BB)

2023 SPLITS

VS. RHB: .188/.409/.313, 3 H, 2 2B, 3 R, 12 K, 5 BB
HOME: 4 G, 0-0, 7.11 ERA, 6.1 IP, 3 H, 5 ER, 6 K, 10 BB
W/ RISP: .154/.421/.231, 2 H, 2B, 4 RBI, 5 K, 6 BB, 19 PA

VS. LHB: .000/.455/.000, RBI, 4 K, 5 BB, 11 PA
AWAY: --

RECENT APPEARANCES

DATE	DEC	P-S	IP	H	R	ER	HR	BB	SO	IR/S
4/26	ND	10-5	0.1	0	0	0	0	1	0	3/1
4/28	ND	37-20	2.1	1	0	0	0	2	2	2/1
8/3	ND	49-25	3.0	0	0	0	0	3	2	0/0
8/6	ND	42-20	0.2	2	5	5	0	4	2	2/2

LAST WIN: 6/24/23 vs EVE (A+)

LAST LOSS: 6/9/23 vs SPO (A+)

LAST SAVE: 8/28/22 @ VAN (A+)

#24 - LHP WILL MABREV

2023 HIGHS: IP - 2.0, K - 2, BB - 2, H - 3, R - 2, ER - 2

HEIGHT: 6'0"

WEIGHT: 185

B/T: L/L

AGE: 22 (9/23/00 in Cookeville, TN)

7 G

1-0

2/2 SV/SVO

9/5 K/BB

4.00 ERA

OVERALL: 7 G, GS, 2 GF, 2 HLD, 9.0 IP, 6 H, 4 R, 4 ER, 2 HR, 9 K, 5 BB

AUGUST: 2 G, 0-0, 5.40 ERA, GS, GF, SV, 1.2 IP, H ER, HR, 2 K, 2 BB

LAST 10 G: 1-0, 4.00 ERA, GS, 2 GF, 2 HLD, 9.0 IP, 6 H, 4 R, 4 ER, 2 HR, 9 K, 5 BB

VS. TUL: --

- Selected by the Arizona Diamondbacks in the 6th round of the 2022 MLB Draft out of the University of Tennessee
- Following the draft, was placed on the 60-day IL
- Made his professional debut on April 6, 2023 with Low-A Visalia...In 9 games, went 2-0 with a 3.95 ERA over 13.2 IP
- Appeared in 18 games with High-A Hillsboro going 1-1 with a 2.33 ERA over 27.0 IP and had 31 K to just five walks.

2023 SPLITS

VS. RHB: .143/.308/.429, 3 H, 2 HR, 2 RBI, 4 K, 4 BB, 27 PA
HOME: 5 G, 0-0, 4.50 ERA, 2.0 SVO, HLD, 6.0 IP, 5 H, 3 ER, 2 HR, 6 K, 5 BB
W/ RISP: .111/.200/.111, H, RBI, 2 K, BB, 11 PA

VS. LHB: .273/.333/.364, 3 H, 2B, RBI, 5 K, 12 PA
AWAY: 2 G, 1-0, 3.00 ERA, 3.0 IP, H, ER, 3 K

RECENT APPEARANCES

DATE	DEC	P-S	IP	H	R	ER	HR	BB	SO	IR/S
7/14	ND	20-9	1.0	0	0	0	0	1	1	0/0
7/18	S (1)	19-15	2.0	1	0	0	0	0	2	2/0
7/21	H (1)	31-17	1.1	3	2	2	1	2	1	0/0
7/25	ND	20-13	1.0	1	1	1	0	0	1	0/0
7/29	W (1)	20-13	2.0	0	0	0	0	0	2	0/0
8/1	S (2)	14-9	1.0	1	1	1	1	0	1	0/0
8/5	ND	33-17	0.2	0	0	0	0	2	1	--

LAST WIN: 7/29/23 @ MID

LAST LOSS: 6/3/23 @ EVE (A+)

LAST SAVE: 8/1/23 vs CC

#40 CHRISTIAN MONTES DE OCA - RHP

2023 HIGHS: IP - 2.1, K - 3, BB - 2, H - 5, R - 4, ER - 3

HEIGHT: 6'4"

WEIGHT: 230

B/T: R/R

AGE: 23 (8/30/1999 in Santo Domingo, Dominican Republic)

30 G

1-2

2/4 SV/SVO

35/19 K/BB

4.87 ERA

OVERALL: 30 G, 7 HLD, 12 GF, 40.2 IP, 37 H, 22 ER, 6 HR, 35 K, 19 BB

AUGUST: 2 G, 0-0, 2.70 ERA, 3.1 IP, 3 H, 2 HR, 3 R, ER, 3 K, BB

LAST 10 G: 1-1, 4.11 ERA, 3 GF, HLD, 15.1 IP, 17 H, 5 HR, 7 ER, 15 K, 5 BB

VS. TUL: 2 G, 1-0, 2.25 ERA, 4.0 IP, 2 H, R, ER, HR, 4 K, BB, HB

- Allowed runs in just two of his 10 games with Low-A Visalia to begin his professional career in 2022.
- Made his professional debut on 4/21/2022 vs. San Jose tossing two scoreless innings where he struck out five batters.
- Was a perfect 13-for-13 in save opportunities, tied for the most in the Diamondbacks farm system in 2022.
- By April's end, he earned a 1.02 WHIP and a .139 BAA (5-for-36) in seven relief appearances (10.2 IP).




















2023 SPLITS

VS. RHB: .180/.226/.330, 18 H, 4 HR, 2B, 3B, 11 RBI, 27 K, 5 BB
HOME: 15 G, 1-0, 5.32 ERA, 22.0 IP, 23 H, 3 HR, 13 ER, 20 K, 10 BB
W/ RISP: .306/.364/.429, 19 H, 3 2B, HR, 18 RBI, 16 K, 4 BB

VS. LHB: .345/.471/.545, 19 H, 5 2B, 2 HR, 15 RBI, 8 K, 14 BB
AWAY: 15 G, 0-2, 4.34 ERA, 6 HLD, 18.2 IP, 14 H, 9 ER, 3 HR, 15 K, 9 BB

RECENT APPEARANCES

DATE	DEC	P-S	IP	H	R	ER	HR	BB	SO	IR/S
6/11	H (6)	18-11	1.0	0	0	0	0	1	1	0/0
6/30	ND	20-14	2.0	0	0	0	0	0	1	0/0
7/3 (2)	W (1)	38-24	2.0	2	1	1	1	1	3	0/0
7/6	L (2) BS (2)	27-17	1.0	3	4	3	1	2	0	0/0
7/9	H (7)	33-21	2.0	2	0	0	0	0	1	0/0
7/15	ND	18-14	2.0	0	0	0	0	0	1	0/0
7/20	ND	19-14	1.0	1	0	0	0	0	1	0/0
7/23	ND	33-26	2.0	4	2	1	0	0	2	1/1
7/27	ND	9-6	1.0	0	0	0	0	0	1	0/0
7/30	ND	24-15	1.0	2	2	1	1	0	2	0/0
8/2	ND	24-14	1.1	3	3	1	2	1	1	1/1
8/5	ND	22-15	2.0	0	0	0	0	0	2	0/0

#41 MICHEL OTANEZ - RHP 2023 HIGHS: IP - 2.0, K - 3, BB - 3, H - 3, R - 5, ER - 5					RECENT APPEARANCES											
HEIGHT: 6'4"		WEIGHT: 218		B/T: R/R	AGE: 26 (7/3/1997 in Villa La Mata, Dominican Republic)											
19 G	2-2	0/3 SV/SVO	34/15 K/BB	5.56 ERA												
OVERALL: 19 G, 3 GF, 4 HLD, 22.2 IP, 20 H, 14 ER, 2 HR, 34 K, 15 BB					AUGUST: 3 G, 0-0, 0.00 ERA, HLD, 4.0 IP, 2 H, 5 K, 2 BB											
LAST 10 G: 1-1, 7.71 ERA, 2 GF, 2 HLD, 11.2 IP, 12 H, 10 ER, 14 K, 13 BB					VS. TUL: 2 G, 0-0, 10.80 ERA, GF, 1.2 IP, 2 H, 2 R, 2 ER, 3 K, 4 BB											
 Entering his 6th professional season, having been in professional ball since his 2016 debut season in the Mets system.																
 During his debut season, he posted a 1-1 record with a 4.64 ERA across five starts in the Dominican Summer League.																
 This year marks the first year being apart of the D-backs organization, being signed as a minor league free agent on November 14, 2022.																
 Through his first five appearances this season, he posted a 3.00 ERA (2 ER, 6.0 IP) with a 5.5 K:BB (11 K, 2 BB).																
2023 SPLITS		VS. RHB: .236/.364/.345, 13 H, 3 2B, HR, 5 RBI, 24 K, 10 BB HOME: 10 G, 1-0, 4.05 ERA, 3 GF, 2 HLD, 13.1 IP, 14 H, HR, 6 ER, 17 K, 11 BB W/ RISP: .138/.306/.207, 4 H, 2 2B, 9 RBI, 14 K, 6 BB					VS. LHB: .233/.361/.433, 7 H, 3 2B, HR, 7 RBI, 10 K, 5 BB AWAY: 9 G, 1-2, 7.71 ERA, 9.1 IP, 6 H, 8 ER, HR, 17 K, 4 BB, 6 BB					LAST WIN: 7/18/23 vs WCH LAST LOSS: 7/25/23 @ MID LAST SAVE: 8/23/22 vs. WOR (AAA)				
#31 JAKE RICE - LHP 2023 HIGHS: IP - 2.0, K - 5, BB - 3, H - 3, R - 5, ER - 5					RECENT APPEARANCES											
HEIGHT: 6'1"		WEIGHT: 220		B/T: L/L	AGE: 26 (7/19/1997 in Birmingham, AL)											
28 G	3-0	2/2 SV/SVO	34/27 K/BB	9.82 ERA												
OVERALL: 28 G, HLD, 8 GF, 25.2 IP, 20 H, 28 ER, 3 HR, 34 K, 27 BB, 7 HB					AUGUST: 2 G, 1-0, 3.00 ERA, GF, 3.0 IP, 3 H, HR, ER, 6 K, BB											
LAST 10 G: 1-0, 6.30 ERA, GF, 10.0 IP, 9 H, 7 ER, HR, HB, 15 K, 14 BB					VS. TUL: --											
 Made his professional and Low-A debut on 8/18/2021 and tossed 3.2 innings of relief, allowing just one (1) hit and punching out six (6).																
 During his time in Hillsboro in 2022 (4/9-5/22), tied 1st in wins (3) and 2nd in game appearances (11) among qualified club mates.																
 From 8/12-9/16/2022 (AMA), he held his opponent scoreless in eight (8) out of 10 straight relief appearances (9.2 IP), allowing just four (4) earned runs and punching out 10 in the process (3.91 ERA).																
 Set a season-high with 2.0 IP and five strikeouts of the Corpus Christi Hooks on August 5.																
2023 SPLITS		VS. RHB: .233/.434/.450, 14 H, 4 2B, 3 HR, 17 RBI, 23 K, 17 BB, 5 HB HOME: 16 G, 2-0, 5.87 ERA, 15.1 IP, 12 H, 10 R, 10 ER, 2 HR, 20 K, 14 BB W/ RISP: .323/.532/.484, 10 H, 2 2B, HR, 20 RBI, 9 K, 14 BB, HB					VS. LHB: .176/.391/.206, 6 H, 2B, 6 RBI, 11 K, 10 BB, 2 HB AWAY: 12 G, 1-0, 15.68 ERA, 10.1 IP, 8 H, 18 ER, HR, 14 K, 13 BB, 6 HB					LAST WIN: 8/3/23 vs. CC LAST LOSS: 8/24/21 vs. RC (A-) LAST SAVE: 5/19/22 vs. WOR (AAA)				
#18 - RHP HANSEL RINCON 2023 HIGHS: IP - 2.0, K - 1, BB - 3, H - 4, R - 3, ER - 1					RECENT APPEARANCES											
HEIGHT: 6'1"		WEIGHT: 160		B/T: R/R	AGE: 20 (8/23/2002 in San Pedro de Macoris, D.R.)											
1 G	0-0	-/- SV/SVO	1/3 K/BB	4.50 ERA												
OVERALL: 1 G, 2.0 IP, 4 H, 3 R, ER, K, 3 BB					AUGUST: 1 G, 0-0, 4.50 ERA, 2.0 IP, 4 H, 3 R, ER, K, 3 BB											
LAST 10 G: 0-0, 4.50 ERA, 2.0 IP, 4 H, 3 R, ER, K, 3 BB					VS. TUL: --											
 Signed by the Arizona Diamondbacks as a minor league free agent on Sept. 25, 2019.																
 Appeared in 15 games (11 GS) with the DSL D-backs in 2021, going 2-3 with a 3.42 ERA...Had 55 K to just 3 BB in 52.2 IP.																
 Spent all of 2022 in the Arizona Complex League, going 0-5 with a 7.61 ERA in 10 games (6 GS)																
 So far in 2023, has made 15 relief appearances in the ACL, going 2-2 with a 3.60 ERA.																
2023 SPLITS		VS. RHB: .375/.500/.500, 3 H, 2B, RBI, K, 2 BB, 10 PA HOME: 1 G, 0-0, 4.50 ERA, 2.0 IP, 4 H, 2 2B, 3 R, ER, K, 3 BB W/ RISP: .167/.375/.167, H, RBI, K, 2 BB, 6 PA					VS. LHB: .500/.667/1.000, 2B, BB, 3 PA AWAY: --					LAST WIN: 7/4/23 vs ACL COL (Rk) LAST LOSS: 7/24/23 vs ACL SF (Rk) LAST SAVE: 8/3/23 vs ACL SF (Rk)				
#25 MITCHELL STUMPO - RHP 2023 HIGHS: IP - 2.1, K - 4, BB - 4, H - 4, R - 3, ER - 3					RECENT APPEARANCES											
HEIGHT: 6'2"		WEIGHT: 205		B/T: R/R	AGE: 26 (6/17/1996 in Raleigh, NC)											
24 G	1-2	-/- SV/SVO	44/29 K/BB	7.33 ERA												
OVERALL: 24 G, 2 HLD, 7 GF, 27.0 IP, 28 H, 25 R, 22 ER, 4 HR, 44 K, 29 BB					AUGUST: 2 G, 0-0, 8.10 ERA, 3.1 IP, 5 H, 3 R, 3 ER, HR, 5 K, 2 BB											
LAST 10 G: 0-0, 6.97 ERA, GF, 10.1 IP, 9 H, 8 R, 8 ER, HR, 20 K, 12 BB					VS. TUL: 2 G, 0-0, 6.00 ERA, 3.0 IP, H, 2 R, 2 ER, HR, 5 K, 5 BB											
 Signed by the Arizona Diamondbacks as a minor league free agent on 7/2/2019 out of Guilford College (Guilford, NC).																
 In his debut season from 8/8-8/30, appeared in seven straight games (9.0 IP) without allowing a run, conceding just two hits, a plunk and three walks while fanning 12 for a 12.0 K/9 and a 4.0 strikeout to walk ratio.																
 Last season with Triple-A Reno, he finished the season with a 1.34 WHIP and a 10.6 K/9 (51 K, 43.1 IP)																
2023 SPLITS		VS. RHB: .246/.383/.354, 16 H, HR, 4 2B, 13 RBI, 24 K, 13 BB HOME: 12 G, 1-0, 6.14 ERA, 14.2 IP, 13 H, 10 ER, 2 HR, 24 K, 17 BB W/ RISP: .250/.475/.300, 10 H, 2 2B, 19 RBI, 18 K, 17 BB					VS. LHB: .286/.475/.548, 12 H, 3B, 3 HR, 11 RBI, 20 K, 16 BB AWAY: 12 G, 0-2, 8.76 ERA, 12.1 IP, 15 H, 15 R, 12 ER, 2 HR, 20 K, 12 BB					LAST WIN: 5/31/23 vs. SPR LAST LOSS: 6/23/23 @ CC LAST SAVE: 4/12/23 vs. SAC (AAA)				
#29 RAFFI VIZCAINO - RHP 2023 HIGHS: IP - 2.0, K - 6, BB - 3, H - 2, R - 3, ER - 3					RECENT APPEARANCES											
HEIGHT: 6'0"		WEIGHT: 237		B/T: R/R	AGE: 27 (12/2/1995 in Sabana Grande, Dominican Republic)											
16 G	0-1	2/3 SV/SVO	28/13 K/BB	4.74 ERA												
OVERALL: 16 G, 8 GF, 2 HLD, 19.0 IP, 16 H, 12 R, 10 ER, 4 HR, 28 K, 13 BB					AUGUST: 3 G, 0-0, 0.00 ERA, GF, HLD, 4.2 IP, 3 H, 6 K, 2 BB											
LAST 10 G: 0-1, 2.77 ERA, 5 GF, 2 HLD, SV, 13.0 IP, 9 H, 4 R, 4 ER, 3 HR, 14 K, 6 BB					VS. TUL: 2 G, 0-0, 27.00 ERA, 1.0 IP, 3 H, 5 R, 3 ER, 2 K, 3 BB											
 Entering his ninth professional season after taking a one year hiatus for the 2022 campaign, professionally debuting back in 2013.																
 During his debut 2013 season, he posted a 3.80 ERA across 11 game starts (47.1 IP) while punching out 41 batters.																
 This season will be his first in the yellow city and the third season that he spends time at the Double-A level.																
 In his most recent season (2021), he logged a 5.40 ERA (24 ER, 40.0 IP) in 32 relief appearances (2 GS).																
2023 SPLITS		VS. RHB: .260/.345/.520, 13 H, 3 HR, 2 2B, 3B, 9 RBI, 21 K, 7 BB HOME: 10 G, 0-0, 5.68 ERA, 4 GF, HLD, 12.2 IP, 13 H, 10 R, 8 ER, 3 HR, 20 K, 10 BB W/ RISP: .250/.316/.438, 4 H, HR, 6 RBI, 7 K, 2 BB					VS. LHB: .150/.346/.300, 3 H, HR, RBI, 7 K, 6 BB AWAY: 6 G, 0-1, 2.84 ERA, 4 GF, 2/3 SVO, 6.1 IP, 3 H, 2 R, 2 ER, HR, 8 K, 3 BB					LAST WIN: 4/28/23 vs SUG (AAA) LAST LOSS: 7/5/23 @ SPR LAST SAVE: 7/9 @ SPR				

STARTERS:	W/L	Quality	IP	H	R	ER	HR	BB	SO	ERA
	26-29	17	448.1	482	315	290	64	242	439	5.82
RELIEVERS:	W/L	SV/OPP	IP	H	R	ER	HR	BB	SO	ERA
	28-19	23/42	435.2	414	303	268	63	266	512	5.54

PITCHER STARTS: Albright (21), Hill (19), Patrick (19), Olivero (17), Bain (7), Lin (4), Tineo (4), Grammes (3), Jarvis (3), Solomon (3), Davies (1), Mabrey (1)

QUALITY CONTROL														
STARTING PITCHER	TOTAL STARTS	QUALITY STARTS	6-6.2 IP (3 ER)	6-6.2 IP (2 ER)	6-6.2 IP (1 ER)	6-6.2 IP (0 ER)	7-7.2 IP (3 ER)	7-7.2 IP (2 ER)	7-7.2 IP (1 ER)	7-7.2 IP (0 ER)	8-9 IP (3 ER)	8-9 IP (2 ER)	8-9 IP (1 ER)	8-9 IP (0 ER)
ALBRIGHT	21	5	1	1	2	1	-	-	-	-	-	-	-	-
BAIN	7	1	1	-	-	-	-	-	-	-	-	-	-	-
DAVIES	1	-	-	-	-	-	-	-	-	-	-	-	-	-
GRAMMES	3	-	-	-	-	-	-	-	-	-	-	-	-	-
HILL	19	2	-	-	-	-	-	-	1	1	-	-	-	-
JARVIS	3	-	-	-	-	-	-	-	-	-	-	-	-	-
LIN	4	2	-	-	-	1	-	1	-	-	-	-	-	-
MABREY	1	-	-	-	-	-	-	-	-	-	-	-	-	-
OLIVERO	17	1	-	-	1	-	-	-	-	-	-	-	-	-
PATRICK	19	6	2	1	-	2	-	-	-	1	-	-	-	-
SOLOMON	3	-	-	-	-	-	-	-	-	-	-	-	-	-
TINEO	4	-	-	-	-	-	-	-	-	-	-	-	-	-
-	-	-	-	-	-	-	-	-	-	-	-	-	-	-
-	-	-	-	-	-	-	-	-	-	-	-	-	-	-

TEAM PITCHING																			
OVERALL																			
	W	L	ERA	G	CG	SHO	SV	SVO	IP	H	R	ER	HR	HB	BB	IBB	SO	WHIP	AVG
	54	48	5.68	102	0	5	23	42	884.0	896	618	558	127	59	508	4	951	1.59	.262
MONTHLY																			
APRIL	11	10	6.02	21	0	1	6	7	187.0	189	141	125	23	10	114	1	221	1.62	.260
MAY	10	16	5.86	26	0	2	4	8	219.2	216	157	143	26	14	140	1	235	1.62	.258
JUNE	15	10	5.33	25	0	1	5	11	221.0	217	141	131	39	22	110	1	217	1.48	.257
JULY	15	9	5.16	24	0	1	7	13	202.1	220	131	116	27	9	103	0	210	1.60	.276
AUGUST	3	3	7.17	6	0	0	1	3	54.0	54	48	43	12	4	41	1	68	1.76	.255
SEPTEMBER	-	-	-	-	-	-	-	-	-	-	-	-	-	-	-	-	-	-	-

HOME VS. ROAD TEAM PITCHING																	
	W	L	ERA	G	CG	SHO	SV	SVO	IP	H	R	ER	HB	BB	SO	WHIP	AVG
HOME	28	23	6.37	51	0	1	10	17	451.0	482	352	319	29	280	486	1.69	.272
ROAD	26	25	4.97	51	0	4	13	25	433.0	414	266	239	30	228	465	1.48	.252

PITCHING STREAKS (NO EARNED RUNS)																			
CONSECUTIVE SCORELESS INNINGS										CONSECUTIVE SCORELESS APPEARANCES									
PLAYER	LENGTH (IP) - DATES			STREAK STATS						PLAYER	LENGTH - DATES			STREAK STATS					
Patrick	16.2 - 7/19-30			3 GS, 14 K, 10 H, 2 BB						Green	12 G, 6/3-7/8			8 H, 13 K, 4 BB, 58 BF					
Green	15.1 - 6/3-7/8			12 G, 8 H, 13 K, 4 BB						Backhus	9 G - 5/18-6/11			10 H, 14 K, 4 BB, HB					
Hill	14.1 - 7/15-27			3 GS, 6 H, 13 K, 4 BB						Saalfrank	8 G - 5/7-5/30			3 H, 17 K, 5 BB, HB					
Saalfrank	12.1 - 5/4-5/30			9 G, 3 H, 18 K, 5 BB, HB						Backhus	6 G, 7/8-30			7 H, 7 K, 5 BB					
Patrick	11.1 - 5/21-6/3			3 GS, 3 H, 12 K, 4 BB						Pope	6 G - 5/26 - 6/16			4 H, 11 K, 35 BF					
Backhus	10.2 - 5/18-6/11			9 G, 10 H, 14 K, 4 BB, HB						Backhus	6 G - 4/15-5/3			2 H, 2 BB, 9 K					
Pope	10.1 - 5/26-6/20			7 G, 4 H, 13 K, 2 BB, HB						Vizcaino	5 G, 7/27-8/6			3 H, 10 K, 4 BB					
Backhus	9.1 - 4/12-5/6			8 G, 4 H, 12 K, 2 BB						Grammes	5 G, 7/15-29			10 H, 14 K, 2 BB, HBP					
Grammes	9.1 - 7/15-8/3			6 G (3 GS), 11 H, 15 K, 2 BB, HBP						Rice	4 G, 6/3-15			H, 3 K, 2 BB, HB					
Vizcaino	7.2 - 7/23-8/6			5 G, 3 H, 10 K, 4 BB						Otanez	3 G, 8/1-6			2 H, 5 K, 2 BB					
Backhus	7.2 - 7/8-8/2			7 G, 8 H, 7 K, 5 BB						Grammes	3 G, 6/28-7/5			2 H, 4 K, 3 BB					
Lin	7.2 - 7/22-28			2 GS, 4 H, 9 K, BB, HBP						Larsen	3 G, 4/26-8/3			H, 4 K, 6 BB					
Hill	7.1 - 4/8-4/15			2 GS, 6 H, 9 K, 4 BB, HBP						Montes De Oca	3 G, 7/9-20			3 H, 3 K, BB					
Lin	6.2 - 7/16-22			2 GS, 2 H, 8 K, 2 BB						Montes De Oca	3 G, 6/8-30			2 K, 2 BB					

EJECTIONS

PLAYER/COACH	DATE/LOCATION	UMPIRE	REASON
Shawn Roof	4/30, HODGETOWN vs. FRI	HP Jarrod Moehlmann	Arguing call
Shawn Roof	5/20, Riders Field @ FRI	3B Steven Rios Jr.	Arguing call
Shawn Roof	6/9, Momentum Bank Ballpark @ MID	3B Sean Sparling	Checked swing
Jamison Hill	6/18, HODGETOWN vs SA	1B Steven Rios Jr.	Words
Shawn Roof	6/18, HODGETOWN, vs SA	HP Malcom Smith	Arguing call
Juan Centeno	6/30, HODGETOWN, vs TUL	HP Jarrod Moehlmann	Arguing call
Tom Gorzelanny	7/28, Momentum Bank Ballpark @ MID	HP Chris Murphy	Balls/Strikes
Shawn Roof	8/4, HODGETOWN, vs CC	HP Ty Krauss	Arguing Balk

AWARDS

PLAYER/COACH	AWARD	DATES	STATS
Bryce Jarvis	TEX Pitcher of the Week	4/17-4/23/2023	W, 5.0 IP, 0 H, 8 K, 4 BB
Ryan Bliss	Texas League Player of the Month	April	.410 AVG (34-for-83), 2 HR, 14 RBI, 17 R, 18 G
Chad Patrick	TEX Pitcher of the Week	5/22-5/28/2023	W, 7.0 IP, 2 H, 6 K, 2 BB
Ryan Bliss	Texas League Player of the Month	May	.361 AVG (35-for-97), 5 HR, 13 RBI, 21 R, 23 G
Andrew Saalfrank	Amarillo Player of the Month	May	9 C, 1-0, 1.42 ERA, 12.2 IP
Ryan Bliss	Amarillo Player of the Month	May	.361 AVG (35-for-97), 5 HR, 13 RBI, 21 R, 23 G
Caleb Roberts	TEX Player of the Week	6/28-7/2	.438 (7-for-16) 3 HR, 22B, 4 RBI, 3 BB, 1.675 OPS

2023 MILESTONES ON THE HORIZON

NAME	MILESTONE	TO MEET
------	-----------	---------

2023 MILESTONES REACHED

NAME	MILESTONE	DATE
Luke Albright	150 Career IP	4/7 @ FRI
Ryan Bliss	150 Career Hits	4/14 vs. CC
A.J. Vukovich	150 Career RBI	4/16 vs. CC
Tim Tawa	150 Career Hits	4/16 vs. CC
A.J. Vukovich	150 Career RBI	4/16 vs. CC
Andrew Saalfrank	100 Career Strikeouts	4/20 @ NWA
Jamison Hill	150 Career Strikeouts	4/21 @ NWA
Austin Pope	200 Career Strikeouts	4/21 @ NWA
Austin Pope	200 Career IP	6/24 @ CC
Devison De Los Santos	150 Career RBI	4/26 vs. FRI
Jackson Goddard	150 Career Strikeouts	4/28 vs. FRI
Deyni Olivero	400 Career IP	4/29 vs. FRI
Tristin English	250 Career Hits	4/29 vs. FRI
Adrian Del Castillo	100 Career Hits	4/30 vs. FRI
A.J. Vukovich	250 Career Hits	5/4 @ CC
Michel Otanez	250 Career Strikeouts	5/17 @ FRI
Ryan Bliss	200 Career Hits	5/28 @ SA
Ryan Bliss	100 Career RBI	6/17 vs SA
Kyle Backhus	100 Career IP	6/1 vs. SPR
Deyni Olivero	300 Career Strikeouts	6/3 (2) vs. SPR
Jordan Lawlar	150 Career Hits	6/3 (1) vs. SPR
Josh Green	250 Career Strikeouts	6/14 vs SA
Jeff Bain	500 Career Strikeouts	7/3 (2) vs TUL
Tim Tawa	Most Single-Season HR	14, 7/15 vs FRI
Caleb Roberts	Most Single-Season HR	10, 7/15 vs FRI
Jordan Lawlar	100 Career RBI	7/16 vs FRI
A.J. Vukovich	Most Single-Season HR	18, 7/22 vs WCH
Seth Beer	450 Career MiLB Hits	7/22 vs WCH
Kyle Backhus	150 Career Strikeouts	7/28 @ MID
Austin Pope	250 Career Strikeouts	7/29 @ MID
Chad Patrick	150 Career Strikeouts	7/30 @ MID

SOD POODLES vs. LEAGUE IN 2023 (REGULAR SEASON)

NORTH DIVISION	OVERALL	HOME	AWAY	SOUTH DIVISION	OVERALL	HOME	AWAY
Arkansas	0-0	0-0	0-0	Corpus Christi	11-13	6-6	5-7
NW Arkansas	3-3	0-0	3-3	Frisco	9-9	5-4	4-5
Springfield	7-5	4-2	3-3	Midland	11-7	2-4	9-3
Tulsa	5-1	5-1	0-0	San Antonio	4-8	2-4	2-4
Wichita	4-2	4-2	0-0	---			

SOD POODLES vs. LEAGUE ALL-TIME (REGULAR SEASON)

NORTH DIVISION	OVERALL	HOME	AWAY	SOUTH DIVISION	OVERALL	HOME	AWAY
Arkansas	11-14	6-6	5-8	Corpus Christi	52-50	26-20	26-30
NW Arkansas	18-14	8-5	10-9	Frisco	46-49	27-26	19-23
Springfield	20-17	10-8	10-9	Midland	56-43	26-23	30-20
Tulsa	22-22	13-12	9-10	San Antonio	27-29	12-12	15-17
Wichita	14-10	7-5	7-5	---			

SOD POODLES OFFENSE

Most Runs, Game: 15 (7/3 (2) vs TUL)
Most Runs, Inning: 7 (5x: Last: 6/29 vs. TUL, 1st inning)
Most Hits, Game (Team): 18 (3x: Last: 6/8 @ MID)
Most Hits, Game (Indiv.): 4 (5x: Last: Vicuña, 8/5 vs CC)
Fewest Hits, Game: 2 (3x: Last: 5/18 @ FRI)
Most Hits, Inning: 8 (5/5 @ CC, 3rd inning)
Most HRs, Game (Team): 5 (3x, Last: 7/15 vs FRI)
Most HRs, Game (Indiv.): 3 (Vukovich, 7/3 (1) vs TUL)
Most HR, Inning (Team): 3 (2x, Last: 7/1 vs TUL, 6th inning)
Most SBs, Game (Team): 9 (7/1 vs. TUL)
Most SBs, Game (Indiv.): 3 (3x, Last: Bliss, 7/3 (1) vs TUL)
Grand Slams: 5 (Last: Vukovich, 8/2 vs CC)
Most Runners LOB, Team: 14 (2x, Last: 7/4 @ SPR)
Most Runs Combined (Two Teams): 24 (8/2 vs CC)
Most Hits Combined (Two Teams): 33 (4/12 vs. CC)
Most Home Runs During Series (Two Teams): 31 (6/28-7/3 vs. TUL)
Most Runs To Overcome Deficit: 10 (4/26 vs. FRI)

SOD POODLES DEFENSE

Most Errors, Team: 4 (2x, Last: 5/23 @ SA)
Most Errors, Individual: 2 (2x, Last: Duezenack, 7/28 @ MID)
Most Double Plays: 3 (2x, Last: 7/18 vs. WCH)

SOD POODLES PITCHING

Most Ks, Team (9 innings): 15 (8/5 vs CC)
Most Ks, Team (extra innings): 16 (6/30 vs TUL (13))
Most Walks, Team: 13 (8/6 vs CC)
Shutouts: 5 (Last: 7/16 vs FRI)
Complete Games (9 IP): --
Complete Games (7 IP): --
Complete Game Shutout, Individual: --
Complete Game Shutout (9.0 IP) Individual: --
Longest Start: 7.0 IP (4x, Last: Lin, 7/22 vs WCH)
Longest Relief Appearance: 3.1 IP (2x: Last: Workman, 4/26 vs. FRI)
Most Ks, Individual: 10 (Albright, 8/1 vs CC)
Most Walks, Individual: 6 (2x: Last: Olivero, 5/23 @ SA)

OPPONENTS OFFENSE

Most Runs, Game: 16 (2x: Last: 5/11 vs. MID)
Most Runs, Inning: 8 (3x: Last: 8/6 vs CC, 3rd inning)
Most Hits, Game (Team): 19 (5/11 vs. MID)
Most Hits, Game (Indiv.): 5 (2x: Last: Calabuig, 5/11 vs. MID)
Fewest Hits, Game: 2 (3x: Last: 5/27 @ SA)
Most Hits, Inning: 7 (2x, Last: 6/20 @ CC)
Most HRs, Game (Team): 5 (2x, Last: 7/3 (2) vs. TUL)
Most HRs, Game (Indiv.): 3 (Rave, 4/18 @ NWA)
Most SBs, Game (Indiv.): 3 (Acuña, 4/30 vs. FRI)
Grand Slams Against: 5 (Last: Hicks, 5/20 @ FRI)
Most Runners LOB, Team: 14 (5/26 @ SA)
Most Runs To Overcome Deficit: 7 (7/28 @ MID)

OPPONENTS PITCHING

Most Ks Team (9 innings): 17 (6/14 vs SA)
Most Ks, Team (extra innings): 15 (6/30 vs TUL)
Most Walks, Team: 12 (6/20 @ CC)
Most Ks, Individual: 10 (Leiter, 5/17 @ FRI)
Most Walks, Individual: 5 (3x, Last: Martinez, J, 7/9 @ SPR)

OPPONENTS DEFENSE

Most Errors, Team: 3 (5x, Last: 7/4 @ SPR)
Most Errors, Individual: 3 (Whitcomb, 4/12 vs. CC)
Most Double Plays: 3 (2x, Last: 7/28 @ MID)

MISCELLANEOUS

Longest Home Game Time (9 innings): 3:36 (6/15 vs. SA)
Shortest Home Game Time (9 innings): 2:08 (7/21 vs. WCH)
Longest Road Game Time (9 innings): 3:13 (5/5 @ CC)
Shortest Road Game Time (9 innings): 2:05 (5/2 @ CC)
Longest Game Time (7 innings): 2:32 (5/14 (2) vs. MID)
Shortest Game Time (7 innings): 1:39 (6/3 (2) vs. SPR)
Longest Extra-Inning Game: 3:42 (6/30 vs TUL)
Longest Game (Innings): 13 (6/30 vs TUL)
Longest Game Delay (Home): 0:40, 5/31 vs. SPR (rain)
Longest Game Delay (Road): 1:53, 5/19 @ FRI (rain)
Highest Attendance (Home): 7,588 (7/3 vs. TUL)
Highest Attendance (Road): 10,019 (5/16 @ FRI)
Lowest Attendance (Home): 3,231 (4/25 vs. FRI)
Lowest Attendance (Road): 2,041 (7/30 @ MID)

LAST TIME IT HAPPENED - 2023

SOD POODLES (INDIVIDUAL)

Perfect Game:
No-Hitter (Individual):
No-Hitter (Combined):
No-Hitter (7-Inning):
1-Hitter (Individual):
1-Hitter (Combined):
2-Hitter (Individual):
2-Hitter (Combined): 3x: Last: 5/27 @ SA, Patrick/Saalfrank
3-Hitter (Combined): 7x: Last: 7/16 vs FRI, Lin/Pope/Rice/Backhus
3-Hitter (Individual):
Complete Game Shutout (9 Inning):
Complete Game Shutout (7 Inning):
10 or more strikeouts (P): Albright (10, 8/1 vs CC)
Four (4) Hits: 5x, Last: Vicuña (8/5 vs CC)
Five (5) Hits:
Six (6) Hits:
Three (3) Doubles:
Four (4) Doubles:
Two (2) Triples:
Two HR Game: 5x, Last: Melendez (7/23 vs WCH)
Three HR Game: Vukovich (7/3 (1) vs TUL)
Grand Slam (Home): 3x, Last: Vukovich (8/2 vs. CC)
Grand Slam (Road): 2x, Last: Duzenack (7/30 @ MID)
Inside-The-Park HR: Lawlar (7/3 (1) vs TUL)
Back-To-Back HRs: 6x: Last: Roberts/Melendez (7/23 vs. WCH)
Back-To-Back-To-Back HRs:
HR, Both Sides of the Plate:
Hitting for the Cycle:

HR in 2 straight games: 18x: Last: Vukovich (7/21-22 vs WCH)
HR in 3 straight games: 2x, Last: Castillo (7/15-16 vs FRI, 7/18 vs WCH)
HR in 4 straight games: Roberts (6/30-7/3 vs TUL)
Triple in 2 straight games:
Five (5) RBI: 3x, Last: Vukovich (7/22 vs WCH)
Seven (7) RBI: Vukovich (7/3 (1) vs TUL)
Three Runs: 18x: Last: Lawlar (8/2 vs CC)
Four Runs: 4x, Last: Vukovich (7/3 (1) vs TUL)
Five Runs:
Two Stolen Bases: 10x: Last: Lawlar (7/3 (1) vs TUL)
Three Stolen Bases: 3x, Last: Bliss (7/3 (1) vs TUL)
Four Stolen Bases:
Steal of home (straight):
Steal of home (double steal): 2x, Last: Bliss/Lawlar, 6/22 @ CC
Four (4) Walks: Roberts (5/31 vs. SPR)
Five (5) Walks:
10 Total Bases in a game: Vukovich (12, 7/3 (1) vs TUL)

SOD POODLES TEAM

20 Runs, Game:
20 Hits, Game:
10+ Runs, Inning:
Back-to-back 15-hit games:
Everyone in order gets a hit: 7x: Last: 7/3 (1) vs TUL
Everyone in order scores a run: 5/5 @ CC
Only player in order to get a hit:
15+ Strikeouts, Game (Batting): 2x, Last: 6/30 vs TUL (15)
Triple Play:
Winning Streak: 7 (6/6-6/13)
Losing Streak: 4 (2x: Last: 5/23-5/26)



HIGHS & LOWS - ALL TIME



SOD POODLES OFFENSE

Most Runs, Game: 20 (9/11/21 vs. TUL)
Most Runs, Inning: 11 (6/11/22 vs. FRI, 8th inning)
Most Hits, Game: 24 (9/11/21 vs. TUL)
Most Hits, Game (Indiv.): 5 (3x: Last: Barrosa, 7/22 @ MID)
Fewest Hits, Game: 0 (5/26/22 @ ARK)
Most HRs, Game (Team): 7, (6/5/21 @ FRI)
Most HRs, Game (Indiv.): 3, 2x, Last: Vukovich (7/3/23 (1) vs TUL)
Grand Slams: 16 (Last: Vukovich, 8/2 vs CC, 4th inning)
Most SBs, Game (Team.): 9 (7/1/23 vs. TUL)
Most SBs, Game (Indiv.): 3 (8x: Last: Bliss, 7/3/23 (1) vs. TUL)
Most Runners LOB, Team: 14 (5x: Last: 7/4/23 @ SPR)
Most Runs Combined (Two Teams): 32 (9/11/21 vs. TUL)
Most Hits Combined (Two Teams): 37 (2x: Last: 4/23/22 vs SA)
Most Home Runs During Series (Two Teams): 34 (9/7-12/21 vs. TUL)
Most Runs To Overcome Deficit: 10 (4/26/23 vs. FRI)

SOD POODLES DEFENSE

Most Errors, Team: 5 (6/19/21 vs. MID)
Most Errors, Individual: 2 (27x: Last: Duzenack, 7/28/23 @ MID)
Most Ground Into Double Plays: 4 (2x: Last: 9/17/21 vs. FRI)

SOD POODLES PITCHING

Most Ks, Team (9 innings): 17 (2x: Last: 5/9/21 @ TUL)
Most Ks, Team (extra innings): 19 (5/11/19 @ CC)
Most Walks, Team: 13 (8/6/23 vs CC)
Shutout: 25x: Last: 7/16/23 vs FRI
Last Complete Game (9 IP): --
Last Complete Game (7 IP): Nelson (G1, 9/1/21 @ SA)
Last Complete Game (5 IP): Walston (7/29/22 vs. CC)
Last Complete Game Shutout: Frias (8/1/21 vs. SA (7))
Longest Start: 8.0 IP (Cecconi, 6/8/22 vs FRI)
Longest Relief Appearance: 3.1 IP (4x, last: Workman, 4/26 vs FRI)
Most Ks, Individual: 12 (4x: Last: Pfaadt: 6/23/22 @ CC)
Most Walks, Individual: 7 (Nelson, 7/6/21 @ SA)



LAST TIME IT HAPPENED - ALL TIME

SOD POODLES (INDIVIDUAL)

Perfect Game:
No-Hitter (Individual):
No-Hitter (Combined):
No-Hitter (7-Inning): 2x: Tabor, 7/11/21 @ SA; Frias, 8/1/21 vs. SA
1-Hitter (Individual): 7/29/22 (Walston, 5-inning game)
1-Hitter (Combined): 2x: Last: 4/16/22 (Jarvis, Weiss - 7 inning game)
2-Hitter (Individual):
2-Hitter (Combined): 5x: Last: 5/27/23 @ SA, Albright/Saalfrank
3-Hitter (Combined): 22x: Last: 7/16/23 vs FRI, Lin/Pope/Rice/Backhus
3-Hitter (Individual):
Complete Game Shutout (9 Inning):
Complete Game Shutout (7 Inning): 2x: Tabor, 7/11/21 @ SA; Frias, 8/1/21 vs. SA
10 or more strikeouts: 15x, Last: Albright (8/1/23 vs. CC)
Four (4) Hits: 33x: Last: Vicuña (8/5/23 vs CC)
Five (5) Hits: 3x: Last: Cedenó (8/18/22 @ MID)
Six (6) Hits:
Three (3) Doubles: 3x: Last: Carroll, (4/23/22 vs SA)
Four (4) Doubles:
Two (2) Triples:
Two HR Game: 34x: Last: Melendez (7/23/23 vs. WCH)
Three HR Game: 2x, Last: Roberts, 7/3/23 (2) vs TUL)
Grand Slam (Home): 12x: Last: Vukovich, 8/2/23 vs. CC)
Grand Slam (Road): 4x: Last: Duzenack, 7/30/23 @ MID
Inside-The-Park HR: 5x: Last: Lawlar (7/3/23 (1) vs TUL)
Back-To-Back HRs: 22x: Last: Roberts/Melendez (7/23/23 vs. WCH)
Back-To-Back-To-Back HRs:
B-2-B-2-B-2-B HRs: 9/11/21 vs. TUL - Garrett/Kennedy/Fletcher/Canzone (3rd inning)
HR, Both Sides of the Plate: 3x: Last: Stankiewicz (7/15/22 vs SA)
Hitting for the Cycle:

OPPONENTS OFFENSE

Most Runs, Game: 21 (2x: Last: 9/2/22 vs. FRI)
Most Runs, Inning: 11 (9/2/22 vs. FRI, 5th inning)
Most Hits, Game (Team): 23 (9/2/22 vs. FRI)
Most Hits, Game (Indiv.): 6 (Guldborg, 4/10/22 vs MID)
Fewest Hits, Game: 0 (2x: Last: 8/1/21 vs. SA - Frias no-hitter)
Most HRs, Game (Team): 9 (Last: 5/17/22 vs. TUL)
Most HRs, Game (Indiv.): 4 (Chandler Redmond, 8/10/22 vs SPR)
Most SBs, Game (Indiv.): 3 (Acuña, 4/30/23 vs. FRI)
Grand Slams: 23 (Last: Hicks, 5/20/23 @ FRI, off Hill, 5th inning)
Most Runners LOB, Team: 16 (4/10/22 vs. MID)
Most Runs To Overcome Deficit: 10 (7/18/21 @ MID)

OPPONENTS PITCHING

Most Ks Team (9 innings): 17 (3x: Last: 6/14/23 vs SA)
Most Ks, Team (extra innings): 19 (5/11/19 @ CC, 10)
Most Walks, Team: 12 (6/20 @ CC)
Shutout: 21x: Last: 4/22/23 @ NWA
Last Complete Game: Jones (5/26/22 (2) @ ARK)
Last Complete Game Shutout (7 IP): Jones (5/26/22 (2) @ ARK)
Most Ks, Individual: 14 (Dustin May, 6/22/19 @ TUL)
Most Walks, Individual: 7 (Robaina, 7/31/22 vs. CC)

OPPONENTS DEFENSE

Most Errors, Team: 4 (5x: Last: 7/22/22 @ MID)
Most Errors, Individual: 3 (3x: Last: Whitcomb, 4/12/23 vs. CC)
Most Ground Into Double Plays: 4 (2x: Last: 9/14/22 @ SA)

MISCELLANEOUS

Longest Home Game Time (9 innings): 4:08 (9/11/21 vs. TUL)
Shortest Home Game Time (9 innings): 2:01 (6/8/22 vs FRI)
Longest Road Game Time (9 innings): 3:34 (7/29/19 @ NWA)
Shortest Road Game Time (9 innings): 1:50 (8/21/22 @ MID)
Longest Game Time (7 innings): 2:36 (9/1/21 @ SA)
Shortest Game Time (7 innings): 1:29 (5/26/22 (2) @ ARK)
Longest Extra-Inning Game: 4:08 (4/22/22 vs. SA, 11)
Longest Game (Innings): 13 (6/30/23 vs TUL)
Longest Game Delay (Home): 3:15 (5/18/21 vs. MID)
Longest Game Delay (Road): 1:53 (5/19/23 @ FRI)
Highest Attendance (Home): 7,588 (7/3/23 vs. TUL)
Highest Attendance (Road): 10,366 (5/18/19 @ FRI)
Lowest Attendance (Home): 3,851 (6/1/22 vs. MID)
Lowest Attendance (Road): 1,906 (8/17/22 @ MID)
Largest Margin of Victory: 15 (19-4, 6/9/21 vs. CC)
Largest Margin of Defeat: 19 (21-2, 9/2/22 vs. FRI)

SOD POODLES TEAM

HR in 2 straight games: 61x: Last: Vukovich (7/21-22 vs. WCH)
HR in 3 straight games: 9x: Last: Castillo (7/15-16 vs FRI, 7/18 vs WCH)
HR in 4 straight games: Roberts (6/30-7/3/23 vs TUL)
Triple in 2 Straight games: 5x: Last: Carroll (5/17-18 vs. TUL)
Triple in 3 straight games: Carroll, 6/12-15 vs. FRI, @ SA)
Five (5) RBI: 14x: Last: Vukovich (7/22/23 vs WCH)
Six (6) RBI: 4x: Last: Forbes, (7/28/22 vs. CC)
Seven (7) RBI: 2x, Last: Vukovich (7/3/23 (1) vs TUL)
Four Runs: 10x: Last: Vukovich (7/3/23 (1) vs TUL)
Five Runs: Perdomo (9/11/21 vs. TUL)
Two Stolen Bases: 44x: Last: Lawlar (7/3/23 (1) vs TUL)
Three Stolen Bases: 8x: Last: Bliss (7/3/23 (1) vs TUL)
Four Stolen Bases:
Steal of home (straight): 2x: Last: Barrosa (9/4/22 vs FRI)
Steal of home (double steal): 3x: Last: Bliss/Lawlar (6/22/23 @ CC)
Four (4) Walks: 3x: Last: Roberts (5/31/23 vs. SPR)
10 Total Bases in a Game: 7x: Last: Vukovich, (7/3/23 (1) vs. TUL)
Most Total Bases in a game: 12 (3x: Last: Vukovich (7/3/23 (1) vs. TUL)

20 Runs, Game: 20, 9/11/21 vs. TUL
20 Hits, Game: 5x: Last: 20, 8/18/22 @ MID
10+ Runs, Inning: 2x: Last: 6/11/22 vs. FRI (11, 8th inning)
Back-to-back 15-hit games: 2x: Last: 4/22-4/23/22 vs. SA
Everyone in order gets a hit: 33x: Last: 7/3/23 (1) vs. TUL
Everyone in order gets multiple-hits: 5/8/22 vs. MID
Everyone in order scores a run: 7x: Last: 5/5/23 @ CC
Only player in order to get a hit: 4x: Last: Diaz, G1, 9/1/21 @ SA
15+ Strikeouts, Game (Batting): 18x: Last: 6/30/23 vs TUL (15)
Triple Play:
Winning Streak: 7 (6/6-13/23)
Losing Streak: 7 (7/30-8/6/22)

[illegible]

Game	Date	Opponent	W/L	Winning Pitcher	Losing Pitcher	Save	Record	Standing	Attendance	TOG
1	4/6	@ FRI	L, 12-4	Anderson, G (1-0)	Jarvis, B (0-1)	-	0-1	T-2nd (-1.0)	8,320	2:28
2	4/7	@ FRI	W, 3-1	Albright, L (1-0)	Krauth, N (0-1)	Backhus, K (1)	1-1	T-1st (+0.5)	8,655	2:16
3	4/8	@ FRI	W, 5-3	Rice, J (1-0)	Starr, N (0-1)	Vizcaino, R (1)	2-1	T-1st (+1.0)	9,030	2:57
4/9-10		OFF								
4	4/11	CC	L, 5-4	Melendez, J (1-0)	Patrick, C (0-1)	Macuare, A (1)	2-2	T-2nd (-1.0)	5,452	2:26
5	4/12	CC	W, 13-10	Mantiply, J (1-0)	Robaina, J (0-1)	-	3-2	T-1st (+1.0)	4,093	3:16
6	4/13	CC	W, 5-2	Jarvis, B (1-1)	Cobos, F (0-1)	Montes De Oca, C (1)	4-2	1st (+1.0)	4,547	2:39
7	4/14	CC	L, 13-10	Sprinkle, J (1-0)	Albright, L (1-1)	-	4-3	T-1st (+1.0)	6,417	2:54
8	4/15	CC	W, 5-3	Mantiply, J (2-0)	Gordon, C (0-2)	Backhus, K (2)	5-3	1st (+1.0)	6,146	2:28
9	4/16	CC	L, 11-5	Melendez, J (2-0)	Patrick, C (0-2)	-	5-4	T-1st (+1.0)	5,187	2:54
4/17		OFF								
10	4/18	@ NWA	L, 16-6	Del Rosario, Y (1-0)	Olivero, D (0-1)	-	5-5	T-1st (+1.0)	2,399	2:40
11	4/19	@ NWA	W, 5-0	Jarvis, B (2-1)	Veneziano, A (1-1)	-	6-5	T-1st (+1.0)	2,792	2:29
12	4/20	@ NWA	W, 3-2 (10)	Otanez, M (1-0)	Biasi, D (1-1)	Rice, J (1)	7-5	1st (+0.5)	3,751	3:08
13	4/21	@ NWA	L, 5-0	Hoffmann, A (2-1)	Hill, J (0-1)	-	7-6	T-1st (+1.0)	4,690	2:26
14	4/22	@ NWA	L, 5-0	Marsh, A (1-0)	Patrick, C (0-3)	-	7-7	T-1st (+3.0)	4,856	2:14
15	4/23	@ NWA	W, 6-2	Saalfrank, A (1-0)	Way, B (0-2)	-	8-7	T-1st (+0.5)	4,640	2:48
4/24		OFF								
16	4/25	FRI	W, 9-7	Rice, J (2-0)	Starr, N (1-2)	Backhus, K (3)	9-7	T-1st (+1.0)	3,231	2:34
17	4/26	FRI	W, 12-11 (10)	Workman, B (1-0)	Church, M (0-1)	-	10-7	1st (+1.0)	3,275	3:24
18	4/27	FRI	L, 5-1	Roby, T (1-2)	Bain, J (0-1)	-	10-8	1st (+0.5)	6,239	2:38
19	4/28	FRI	L, 12-6	Speas, A (1-0)	Patrick, C (0-4)	-	10-9	2nd (-0.5)	4,393	2:55
20	4/29	FRI	W, 11-4	Olivero, D (1-1)	Leiter, J (0-2)	-	11-9	1st (+0.5)	5,928	2:38
21	4/30	FRI	L, 12-7	Church, M (1-1)	Tineo, M (0-1)	-	11-10	T-1st (+0.5)	5,125	2:53
5/1		OFF								
22	5/2	@ CC	L, 3-1	Robaina, J (1-2)	Fisher, H (0-1)	-	11-11	T-2nd (-1.0)	2,774	2:05
23	5/3	@ CC	W, 3-0	Pope, A (1-0)	Kouba, R (1-1)	Backhus, K (4)	12-11	T-1st (+1.5)	2,401	2:15
24	5/4	@ CC	L, 6-1	Gordon, C (2-2)	Patrcik, C (0-5)	-	12-12	T-2nd (-1.0)	3,678	2:11
25	5/5	@ CC	W, 12-8	Goddard, J (1-0)	Plumlee, P (0-1)	-	13-12	T-1st (+2.5)	4,651	3:13
26	5/6	@ CC	L, 12-7	VanWey, L (1-0)	Tineo, M (0-2)	-	13-13	T-2nd (-1.0)	4,327	2:49
27	5/7	@ CC	L, 5-4	Arrighetti, S (2-2)	Albright, L (1-2)	McDonald, C (1)	13-14	T-2nd (-2.0)	4,726	2:28
5/8		OFF								
28	5/9	MID	L, 11-9	Supak, T (2-0)	Hill, J (0-2)	-	13-15	2nd (-3.0)	6,284	2:47
29	5/10	MID	W, 6-3	Saalfrank, A (2-0)	Salinas, R (1-2)	-	14-15	2nd (-2.0)	4,495	2:20
30	5/11	MID	L, 16-6	Pérez, F (1-0)	Olivero, D (1-2)	-	14-16	2nd (-3.0)	5,363	2:56
31	5/12	MID	L, 6-1	Cushing J (1-0)	Tineo, M (0-3)	-	14-17	3rd (-4.0)	7,165	2:27
	5/13	MID	PPD							
32	5/14(1)	MID	W, 10-1	Albright, L (2-2)	Ginn, J (0-2)	-	15-17	-	0	1:40
33	5/14(2)	MID	L, 13-1	Tomioka, S (1-0)	Hill, J (0-3)	-	15-18	3rd (-4.0)	4,621	2:32
5/15		OFF								
34	5/16	@ FRI	L, 3-2	Church, M (2-2)	Goddard, J (1-1)	Starr, N (1)	15-19	3rd (-4.0)	10,019	2:30
35	5/17	@ FRI	L, 10-4	Leiter, J (2-2)	Olivero, D (1-3)	-	15-20	T-4th (-4.0)	2,890	2:27
36	5/18	@ FRI	L, 7-1	Garcia, R (1-3)	Bain, J (0-2)	-	15-21	5th (-4.0)	3,480	2:13
37	5/19	@ FRI	W, 2-1	Albright, L (3-2)	White, O (1-1)	Rice, J (2)	16-21	T-4th (-4.0)	5,943	2:24 (1:53)
38	5/20	@ FRI	L, 8-7 (10)	Kelly, A (2-0)	Stumpo, M (0-1)	-	16-22	T-4th (-5.0)	7,070	3:26
39	5/21	@ FRI	W, 3-1	Patrick, C (1-5)	Church, M (2-3)	Montes De Oca, C (2)	17-22	T-4th (-5.0)	6,306	2:32
5/22		OFF								
40	5/23	@ SA	L, 14-4	Bachar, L (2-0)	Olivero, D (1-4)	-	17-23	5th (-5.0)	5,054	2:48
41	5/24	@ SA	L, 4-3	Hernandez, N (3-1)	Montes De Oca, C (0-1)	-	17-24	5th (-5.0)	4,990	2:35
42	5/25	@ SA	L, 5-4	Kopps, K (3-0)	Otanez, M (1-1)	Jacob, A (1)	17-25	5th (-6.0)	3,549	2:35
43	5/26	@ SA	L, 8-2	Wolf, J (3-5)	Hill, J (0-4)	-	17-26	5th (-7.0)	4,124	2:57
44	5/27	@ SA	W, 1-0	Patrick, C (2-5)	Snider, D (0-3)	Saalfrank, A (1)	18-26	5th (-6.0)	4,828	2:30
45	5/28	@ SA	W, 9-3	Grammes, C (1-0)	Henry, H (1-2)	-	19-26	5th (-5.0)	3,530	2:46
5/29		OFF								
46	5/30	SPR	W, 7-1	Bain, J (1-2)	Gragg, L (0-3)	-	20-26	5th (-4.0)	4,179	2:11
47	5/31	SPR	W, 13-8	Stumpo, M (1-1)	Sawyer, L (1-2)	-	21-26	4th (-4.0)	4,177	3:03
48	6/1	SPR	W, 3-2	Grammes, C (2-0)	Pereira, W (3-3)	-	22-26	4th (-4.0)	4,690	1:54
49	6/2	SPR	PPD							
49	6/3 (1)	SPR	L, 5-4 (8)	Roycroft, C (1-0)	Backhus, K (0-1)	Granillo, A (2)	22-27	4th (-3.5)	-	2:26
50	6/3 (2)	SPR	W, 6-1 (7)	Olivero, D (2-4)	Hernandez, K (5-2)	-	23-27	4th (-4.0)	6,502	1:39
51	6/4	SPR	L, 6-5	Sawyer, L (2-2)	Grammes, C (2-1)	-	23-28	4th (-4.0)	5,636	2:44

Game	Date	Opponent	W/L	Winning Pitcher	Losing Pitcher	Save	Record	Standing	Attendance	TOG
52	6/6	@ MID	W, 8-4	Albright, L (4-2)	Estes, J (3-4)	--	24-28	4th (-4.0)	3,738	2:33
53	6/7	@ MID	W, 4-0	Green, J (1-0)	Cusick, R (3-3)	--	25-28	3rd (-4.0)	3,042	2:35
54	6/8	@ MID	W, 12-3	Patrick, C (3-5)	Leal, D (2-2)	--	26-28	T-2nd (-3.0)	3,711	2:29
55	6/9	@ MID	W, 7-5	Olivero, D (3-4)	Howard, B (2-3)	Backhus, K (5)	27-28	T-2nd (-3.0)	6,290	2:19
56	6/10	@ MID	W, 13-10	Saalfrank, A (3-0)	Kubo, T (0-1)	Green, J (1)	28-28	2nd (-3.0)	5,032	2:46
57	6/11	@ MID	W, 4-1	Albright, L (5-2)	Estes, J (3-5)	Backhus, K (6)	29-28	2nd (-2.0)	2,190	2:23
	6/12	OFF								
58	6/13	SA	W, 10-2	Hill, J (1-4)	Wolf, J (5-6)	--	30-28	2nd (-1.0)	5,109	2:50
59	6/14	SA	L, 5-2	Quezada, J (1-1)	Patrick, C (3-6)	--	30-29	2nd (-2.0)	4,996	2:34
60	6/15	SA	L, 11-9	Blanchard, J (1-0)	Backhus, K (0-2)	Jacob, A (4)	30-30	2nd (-3.0)	5,703	3:36
61	6/16	SA	L, 12-9	Leasher, A (1-0)	Bain, J (1-3)	Malacki, B (1)	30-31	T-2nd (-4.0)	6,838	2:40
62	6/17	SA	W, 9-7	Saalfrank, A (4-0)	Gonzalez, B (0-1)	Green, J (2)	31-31	2nd (-3.0)	7,258	2:42
63	6/18	SA	L, 11-4	Wolf, J (6-6)	Goddard, J (1-2)	--	31-32	2nd (-4.0)	6,352	2:38
	6/19	OFF								
64	6/20	@ CC	L, 12-6	Brown, T (1-1)	Olivero, D (3-5)	--	31-33	T-2nd (-4.0)	3,351	3:03
65	6/21	@ CC	L, 5-4	Robaina, J (6-4)	Patrick, C (3-7)	McDonald, C (4)	31-34	3rd (-5.0)	3,587	2:28
66	6/22	@ CC	W, 7-5	Backhus, K (1-2)	Gaither, R (0-1)	--	32-34	T-2nd (-4.0)	4,084	2:55
67	6/23	@ CC	L, 10-9	Brown, T (2-1)	Stumpo, M (1-2)	--	32-35	3rd (-5.0)	4,612	2:57
68	6/24	@ CC	W, 5-3	Hill, J (2-4)	Chaidez, A (1-4)	--	33-35	T-2nd (-4.0)	6,008	2:35
69	6/25	@ CC	W, 6-3	Olivero, D (4-5)	Kouba, R (4-3)	--	34-35	2nd (-3.0)	5,991	2:18
END OF 1ST HALF										
70	6/28	TUL	W, 6-4	Backhus, K (2-2)	Dodson, T (4-5)	--	35-35, 1-0	T-1st (+1.0)	4,723	2:25
71	6/29	TUL	W, 12-7	Pope, A (2-0)	Frasso, N (1-3)	Green, J (3)	36-35, 2-0	T-1st (+1.0)	5,419	2:57
72	6/30	TUL	L, 7-6 (13)	Fisher, B (5-1)	Grammes, C (2-2)	--	36-36, 2-1	T-2nd (-1.0)	6,731	3:42
73	7/1	TUL	W, 12-10	Backhus, K (3-2)	Acosa, A (0-3)	--	37-36, 3-1	T-2nd (-1.0)	6,860	3:28
74	7/2	TUL	PSTP							
74	7/3 (1)	TUL	W, 15-7	Olivero, D (5-5)	Casparius, B (0-3)	--	38-36, 4-1			1:54
75	7/3 (2)	TUL	W, 10-9	Montes De Oca, C (1-1)	Sublette, R (1-3)	Green, J (4)	39-36, 5-1	T-1st (+2.0)	7,588	2:26
76	7/4	@ SPR	L, 9-8	Martinez, J (2-1)	Backhus, K (3-3)	Sawyer, L (6)	39-37, 5-2	T-1st (+1.0)	6,423	3:05
77	7/5	@ SPR	L, 5-4	Sawyer, L (3-2)	Vizcaino (0-1)	--	39,38, 5-3	2nd (-1.0)	2,203	2:33
78	7/6	@ SPR	L, 5-3	Pope, B (1-1)	Montes De Oca, C (1-2)	Granillo, A (8)	39-39, 5-4	2nd (-1.5)	3,358	2:26
79	7/7	@ SPR	PSTP							
79	7/8 (1)	@ SPR	W, 4-3	Hill, J (3-4)	Pereira, W (5-5)	Pope, A (1)	40-39, 6-4		--	2:07
80	7/8 (2)	@ SPR	W, 7-6	Backhus, K (4-3)	Pope, B (1-2)	Green, J (5)	41-39, 7-4	2nd (-1.0)	4,200	2:16
81	7/9	@ SPR	W, 9-6	Ogando, G (1-0)	Komar, B (1-5)	Vizcaino, R (2)	42-39, 8-4	T-1st (+2.0)	2,517	2:56
	7/10-13	OFF								
ALL-STAR BREAK										
82	7/14	FRI	L, 8-3	Wolfram, G (5-0)	Albright, L (5-3)	--	42-40, 8-5	2nd (-1.0)	7,015	2:37
83	7/15	FRI	W, 11-4	Hill, J (4-4)	Krauth, N (2-6)	--	43-40, 9-5	T-1st (+2.0)	6,871	2:33
84	7/16	FRI	W, 8-0	Lin, Y (1-0)	Bremer, N (0-1)	--	44-40, 10-5	T-1st (+3.0)	6,036	2:24
	7/17	OFF								
85	7/18	WCH	W, 10-7	Otanez, M (2-1)	Luna, C (1-6)	Mabrey, W (1)	45-40, 11-5	1st (+1.0)	4,394	2:23
86	7/19	WCH	W, 7-5	Grammes, C (3-2)	Floyd, T (2-2)	Backhus, K (7)	46-40, 12-5	1st (+2.0)	3,885	2:50
87	7/20	WCH	L, 4-1	Bentley, D (2-1)	Albright, L (5-4)	--	46-41, 12-6	1st (+2.0)	5,584	2:47
88	7/21	WCH	W, 3-2	Hill, J (5-4)	Raya, M (0-1)	Ogando, G (1)	47-41, 13-6	1st (+3.0)	7,120	2:08
89	7/22	WCH	W, 8-2	Lin, Y (2-0)	Adams, T (2-7)	--	48-41, 14-6	1st (+3.0)	6,538	2:24
90	7/23	WCH	L, 12-6	Mattson, I (1-1)	Ogando, G (1-1)	--	48-42, 14-7	1st (+2.0)	5,174	2:49
	7/24	OFF								
91	7/25	@ MID	L, 7-5	Feltman, D (5-1)	Otanez, M (2-2)	Juan, J (1)	48-43, 14-8	1st (+1.0)	2,455	2:47
92	7/26	@ MID	W, 9-1	Albright, L (6-4)	Beers, B (2-6)	--	49-43, 15-8	1st (+2.0)	2,655	2:40
93	7/27	@ MID	L, 4-1	Cushing, J (5-4)	Hill, J (5-5)	Tomioka, S (2)	49-44, 15-9	1st (+1.0)	3,293	2:18
94	7/28	@ MID	L, 10-9	De La Cruz, J (1-0)	Ogando, G (1-2)	Baum, T (1)	49-45, 15-10	T-1st (+1.0)	3,712	2:51
95	7/29	@ MID	W, 7-3	Mabrey, W (1-0)	Leal, D (3-5)	--	50-45, 16-10	T-1st (+2.0)	4,350	2:26
96	7/30	@ MID	W, 6-2	Patrick, C (4-7)	Holman, G (0-2)	--	51-45, 17-10	1st (+1.0)	2,041	2:25
	7/31	OFF								
97	8/1	CC	W, 7-5	Albright, L (7-4)	Gomez, C (1-3)	Mabrey, W (2)	52-45, 18-10	1st (+2.0)	4,536	2:35
98	8/2	CC	L, 13-11	Henley, B (2-4)	Backhus, K (4-4)	--	52-46, 18-11	1st (+1.0)	4,507	2:51
99	8/3	CC	W, 4-3	Rice, J (3-0)	Brown, T (3-2)	--	53-46, 19-11	1st (+2.0)	6,008	2:33
100	8/4	CC	L, 6-3	Robaina, J (8-4)	Lin, Y (2-1)	--	53-47, 19-12	1st (+1.0)	5,614	2:43
101	8/5	CC	W, 8-7	Backhus, K (5-4)	VanWey, L (1-1)	--	54-47, 20-12	1st (+2.0)	6,175	2:58
102	8/6	CC	L, 14-8	Macuare, A (1-1)	Albright, L (7-5)	--	54-48, 20-13	1st (+1.0)	5,875	3:08
	8/7	OFF								



Sod Poodles

Game	Date	Opponent	W/L	Winning Pitcher	Losing Pitcher	Save	Record	Standing	Attendance	TOT
103	8/8	@ TUL								
104	8/9	@ TUL								
105	8/10	@ TUL								
106	8/11	@ TUL								
107	8/12	@ TUL								
108	8/13	@ TUL								
	8/14	OFF								
109	8/15	ARK								
110	8/16	ARK								
111	8/17	ARK								
112	8/18	ARK								
113	8/19	ARK								
114	8/20	ARK								
	8/21	OFF								
115	8/22	@ SA								
116	8/23	@ SA								
117	8/24	@ SA								
118	8/25	@ SA								
119	8/26	@ SA								
120	8/27	@ SA								
	8/28	OFF								
121	8/29	MID								
122	8/30	MID								
123	8/31	MID								
124	9/1	MID								
125	9/2	MID								
126	9/3	MID								
	9/4	OFF								
127	9/5	@ ARK								
128	9/6	@ ARK								
129	9/7	@ ARK								
130	9/8	@ ARK								
131	9/9	@ ARK								
132	9/10	@ ARK								
	9/11	OFF								
133	9/12	FRI								
134	9/13	FRI								
135	9/14	FRI								
136	9/15	FRI								
137	9/16	FRI								
138	9/17	FRI								
END OF SEASON										