

OMAHA STORM CHASERS GAME NOTES

AT NASHVILLE SOUNDS

LHP Austin Cox (0-0, 3.14 ERA) @ RHP Janson Junk (2-0, 0.57 ERA)

Thursday, April 27, 2023 | Game #22 | Road Game #10

6:35 p.m. CT | First Horizon Park | Nashville, Tennessee

Radio: stormchasers.mixlr.com | TV: Bally Live, MiLB.TV

8-13

12-10

Omaha Storm Chasers | 12356 Ballpark Way, Papillion, Nebraska 68046 | (402) 738-5100 | OmahaStormChasers.com | @OMASstormChasers

UPCOMING SCHEDULE & PROBABLE PITCHERS

UPCOMING GAMES

OPPONENT





TIME (CT)

PROBABLE PITCHERS

Friday, April 28	@ Nashville	6:35 p.m. CT	LHP Drew Parrish (1-0, 2.40 ERA) @ Thomas Pannone (0-0, 0.00 ERA)
Saturday, April 29	@ Nashville	6:35 p.m. CT	RHP Mike Mayers (1-1, 7.36 ERA) @ RHP Robert Stock (0-3, 10.45 ERA)
Sunday, April 30	@ Nashville	2:05 p.m. CT	RHP Jonathan Heasley (1-3, 9.12 ERA) @ LHP Robert Gasser (1-0, 3.50 ERA)
Tuesday, May 2	LOUISVILLE	12:05 p.m. CT	RHP Max Castillo (0-4, 6.16 ERA) vs. TBD

THE MATCHUP

(UNDERLINE = MiLB LEADER) (BOLD = TRIPLE-A LEADER) (ITALICS = TRIPLE-A WORST)

			
.255 (9TH) < AVG	.250 (11TH)	6.03 (18TH)	ERA > 3.52 (3RD)
112 (9TH) < R	96 (16TH)	1.62 (17TH)	WHIP > 1.32 (2ND)
180 (13TH) < H	180 (13TH)	.289 (19TH)	AVG > .231 (3RD)
28 (8TH) < HR	25 (12TH)	185.0 (15TH)	IP > 191.2 (11TH)
93 (11TH) < BB	86 (17TH)	214 (19TH)	H > 161 (3RD)
183 (6TH) < K	172 (4TH)	138 (18TH)	R > 84 (2ND)
35 (3RD) < SB	18 (17TH)	29 (16TH)	HR > 17 (1ST)
.346 (9TH) < OBP	.335 (16TH)	86 (3RD)	< BB 92 (5TH)
.443 (8TH) < SLG	.417 (12TH)	172 (18TH)	K > 207 (7TH)
.789 (8TH) < OPS	.752 (14TH)	0 (13TH)	SHO > 4 (1ST)

ALL-TIME vs. Sounds.....	268-262 (.506)
ALL-TIME at Omaha (Since 2005).....	65-56 (.537)
ALL-TIME at Nashville (Since 2005).....	57-63 (.475)

2023 vs. Sounds.....	0-2 (.000)
2023 at Werner Park.....	N/A
2023 at First Horizon Park.....	0-2 (.000)

DATE	H/R	SCORE	WIN	LOSS	SAVE
4/25	R	L, 8-3	R. Gasser	J. Heasley	-
4/26	R	L, 5-0	C. Boushley	M. Castillo	-
4/27	R				
4/28	R				
4/29	R				
4/30	R				

SERIES HISTORY (530 GAMES)

Omaha and Nashville played each other regularly from 1985-1997 (American Association) and 1998-2019 (Pacific Coast League).

In the modern PCL (2005-2019), the teams had 16 games scheduled against each other each season, typically 8 in Omaha and 8 in Nashville.

With a move to the International League for both teams, they did not play each other in 2021 and again were not scheduled for games in 2022, despite playing in the same division.

The last series Omaha and Nashville played was August 26-29 at Werner Park, with Omaha taking the first two games and Nashville winning the last two.

STORM CHASERS ON THE RISE

Omaha players that appear on a Top-30 Royals prospects ranking

PLAYER (POSITION)	MLB PIPELINE	BASEBALL AMERICA
Maikel Garcia (INF)	Royals No. 3	Royals No. 6
Nick Loftin (INF/OF)	Royals No. 4	Royals No. 8
Tyler Gentry (OF)	Royals No. 8	Royals No. 7
Samad Taylor (INF/OF)	Royals No. 21	Royals No. 24
Tucker Bradley (OF)	Royals No. 25	-
Jackson Kowar (RHP)	-	Royals No. 17
Max Castillo (RHP)	-	Royals No. 18

STORM CHASERS PRESS BOX



Game Notes compiled by Nicholas Badders

Credential Requests: nicholasb@omahastormchasers.com

Omaha Storm Chasers gameday information, as well as the 2023 Storm Chasers Media Guide can be found at milb.com/omaha/ballpark/media or by scanning the QR code to the right.



YESTERDAY'S GAME

	1	2	3	4	5	6	7	8	9	R	H	E	LO
 Omaha	0	0	0	0	0	0	0	0	0	0	4	0	5
 Nashville	1	0	0	0	0	1	0	3	x	5	11	1	8

WIN: Caleb Boushley (1-1) | LOSS: Max Castillo (0-4) | SAVE: None

NASHVILLE, TENN. – For nearly the entire game, the Omaha Storm Chasers kept within striking distance but could not find a way onto the scoreboard Wednesday night, shut out by the Nashville Sounds 5-0.

- From the leadoff spot, center fielder **Samad Taylor** was the lone bright spot in Omaha's offense, going 3-for-4 at the plate, with three of the Storm Chasers' four hits and three steals, but he was twice stranded in scoring position, both times representing the tying run.
- Nashville quickly struck against Chasers starter **Max Castillo** in the bottom of the first, on a double and RBI single for a 1-0 lead, but Castillo soon found a groove, retiring 13 of 15 batters from the first through the end of the fifth to keep the Chasers within a run.
- Castillo surrendered a home run and double in the sixth, but **Jackson Kowar** came in and fired 1.2 scoreless frames with three strikeouts and no walks behind Castillo to keep Omaha within two ... Castillo finished on a season-high 5.1 innings and season-long two earned runs allowed, but without any runs of support, dropped to an 0-4 record in four starts.
- Still without any offense by Taylor's three singles and a double from **Nick Loftin** in the second, **Evan Sisk** took over on the mound in the bottom of the eighth and was hit around by the Sounds, allowing a trio of singles, walk and sacrifice fly that combined to plate three runs and more than double Nashville's advantage ... **Andres Nunez** recorded the final out of the eighth, but Omaha went quietly in the ninth, retired 1-2-3 with a pair of strikeouts as Nashville finished it's MiLB-best fourth shutout of the year.

NOTES AND NUGGETS

SAMAD (TAYLOR'S VERSION)

- Samad Taylor** led off 20 of Omaha's 21 games and been the team's most consistent hitter, going 28-for-84 at the plate, with 8 extra-base hits and 16 runs batted in.
- Yesterday, Samad had 3 of Omaha's 4 its ... his 28 hits rank tied 5th in the International League, and his 11 steals are tied 1st, tied 1st in Triple-A as well.
- Taylor has a team-best 9 multi-hit games this season, including each of the first four games, with hits in 16 of the 19 games he's played ... he's reached base in 18 of his 19 games, including each of the last 14 games, Omaha's longest on-base streak this year.
- During his 14-game on-base streak, he's sashing.328/.400/.448 (19-for-58) with 5 extra-base hits, 10 runs batted in and 6 walks.
- When leading off innings, Samad is a .343 hitter (12-for-35) with a .439 OBP.

ROLLING IN THE DEEP

- Omaha's starting pitcher has throw at least 5.0 innings in each of the last 8 games, after just two starts of 5.0 IP or more in the first 13 games.
- Last week, Omaha starters have combined to allow 13 earned runs in 33.0 innings (3.55 ERA), including quality starts from **Mike Mayers** and **Jonathan Heasley**.
- Even when they go deep into games, receiving run support has been a challenge for Omaha starters, who are averaging just 2.24 runs of support per game ... when receiving at least 3 runs of support, Omaha starters are 6-2, compared to 2-11 when getting less than 2 runs of support ... the team is 8-1 when recording at least 10 hits, but 0-12 when getting 10 hits or less.

PUSHIN P(ORTER)

- Catcher **Logan Porter** is once again flying under the radar, as one of the most productive hitters in the International League season.
- While he falls short of qualifying for the average categories, among International League hitters with at least 50 plate appearances, Porter ranks 4th in slugging percentage (.694) and 9th in OPS (1.069).
- His five home runs lead the Storm Chasers and 34 total bases are tied for the 2nd-most among Omaha hitters.
- Porter made 33 starts last year at first base for Omaha but did not make a start at catcher ... this year, he's made 7 starts at catcher and just 3 and first base.

NATE THE GREAT

- Outfielder **Nate Eaton** was optioned to the Storm Chasers this week, back for his second season with Omaha.
- In 54 games last season with the Chasers, Eaton slashed .295/.376/.510 (59-for-200) with 22 extra-base hits (9 home runs), 32 runs batted in and 11 steals ... he was with Omaha between May 27 and July 10, July 22 to August 10 and August 23 to 30.
- Eaton had three stints last year with Kansas City and hit .264 (28-for-106) over 44 games, but struggled this season, going 1-for-25 (.040) over 12 games, with 13 strikeouts.

JACK(SON) ATTACK

- After a rough stretch, right-hander **Jackson Kowar** has made a pair of strong relief appearances, looking especially dominant last night.
- Over his last two outings, Kowar has thrown 1.2 scoreless innings with just two hits allowed, no walks and three strikeouts (all last night) ... this stretch comes after he allowed multiple runs in three straight appearances.

AT A GLANCE

RECENT

Last 5 Games.....	1-4
Last 10 Games.....	2-8
Last 20 Games.....	7-13

HOME/AWAY

Home Games.....	3-9
Away Games.....	5-4

TIME OF DAY

Night Games.....	3-8
Day Games.....	5-5

MONTH

March.....	1-0
April.....	7-13
May.....	
June.....	
July.....	
August.....	
September.....	

OPPONENT

vs. Columbus.....	
vs. Gwinnett.....	1-5
vs. Indianapolis.....	3-0
vs. Iowa.....	2-2
vs. Louisville.....	
vs. Memphis.....	
vs. Nashville.....	0-2
vs. Rochester.....	
vs. Scranton/WB.....	
vs. St. Paul.....	
vs. Toledo.....	2-4

DAY OF THE WEEK

on Monday.....	
on Tuesday.....	0-4
on Wednesday.....	1-3
on Thursday.....	0-3
on Friday.....	3-1
on Saturday.....	2-1
on Sunday.....	2-1

THIS ROAD TRIP

Record.....	0-2
Batting Average.....	(.153)
Runs/Per Game.....	3/1.5
Home Runs.....	0
ERA.....	7.31 (13 ER / 16.0 IP)
Strikeouts (K/9).....	10 (5.6)
Saves/Opportunities.....	/

QUICK FACTS

Founded	2011 (1969-2010: Omaha Royals)
Colors	Royal Blue, Twister Gold, Blackout Black
League	International League (Since 2021)
Ownership	Alliance Baseball Omaha LLC
General Manager	Laurie Schlender (4th Year)
Home Ballpark (Capacity)	Werner Park (9,023, 6,254 fixed seats)
Dimensions	LF- 310 CF- 402 RF- 315

ROSTER BREAKDOWN

Age 22.....0	Native of Cuba.....1
Age 23.....2	Native of Mexico.....1
Age 24.....5	Native of United States.....23
Age 25.....1	Native of Venezuela.....3
Age 26.....10	Acquired by Royals via Free Agency9
Age 27.....5	(International).....3 (Minor League).....4 (Undrafted).....2
Age 28.....1	Acquired by Royals via Trade8
Age 29.....1	Acquired by Royals via Waivers1
Age 30.....1	Acquired by Royals via First Year Player Draft12
Age 31.....2	(High School).....1 (Rounds 1-5).....5 (2015-17 Drafts).....3
Age 32.....0	(2nd Year/College).....1 (Rounds 6-10).....2 (2018 Draft).....6
Average Age26 Years 104 Days	(3rd Year/College).....8 (Rounds 11-20).....2 (2019 Draft).....1
Median Age26	(4th+ Year/College).....2 (Rounds 21-40).....3 (2020 Draft).....2

PRO-NUN-SEE-AY-SHUNS

PLAYERS

0 SAMAD TAYLOR	(suh-mod)
2 RYAN GOINS	(GO-ins)
11 MAIKEL GARCIA	(my-KELL gar-SEE-uh)
16 DAIRON BLANCO.....	(DYE-rone)
17 ANGELO CASTELLANO.....	(kass-tay-AH-noh)
21 MIKE MAYERS.....	(MY-ers)
32 NICK PRATTO	(praw-toh)
37 JACKSON KOWAR.....	(coh-wahr)
44 RYAN WEISS	(wyss)
50 MAX CASTILLO	(ca-STEE-yo)
58 BROOKS KRISKE	(KRIS-kee)
62 NICK WITTGREN	(wit-grinn)

COACHES

23 MIKE JIRSCHKE	(jursh-LEE)
33 DAVID NOWORYTA.....	(Nova-REE-tah)
52 BIJAN RADEMACHER	(bee-ZHON RAH-de-moch-err)

UNIFORM RECORDS

STANDARD UNIFORMS

Blue Vortex Home: 1-6 Road: 0-0	Blue O-Bolt Home: 0-1 Road: 5-4	Powder SC Home: 2-1 Road: 0-0	Powder O Home: 0-0 Road: 0-0
Home White Home: 1-6 Road: 0-0	Road Grey Home: 0-0 Road: 3-4	Blue O-Bolt Home: 0-1 Road: 2-0	Powder Blue Home: 2-1 Road: 0-0

SPECIALTY/THEME NIGHTS

Black O-Bolt Home: 0-1 Road: 0-0	Patriotic Home: 0-0 Road: 0-0	Runzas Home: 0-0 Road: 0-0	Cattlemen Home: 0-0 Road: 0-0	Rockets Home: 0-0 Road: 0-0	Marvel Home: 0-0 Road: 0-0	Throwback Home: 0-0 Road: 0-0
Community Home: 0-1 Road: 0-0	Star Wars Home: 0-0 Road: 0-0	Patriotic Home: 0-0 Road: 0-0	Runzas Home: 0-0 Road: 0-0	Cattlemen Home: 0-0 Road: 0-0	Rockets Home: 0-0 Road: 0-0	Marvel Home: 0-0 Road: 0-0

TRANSACTIONS

2023 BREAKING ROSTER

Pitchers (15): RHP Max Castillo, LHP Austin Cox, RHP Jonathan Heasley, RHP Jackson Kowar, RHP Brooks Kriske, LHP Marcelo Martinez, RHP Mike Mayers, RHP Andrés Núñez, LHP Drew Parrish, LHP Evan Sisk, RHP Collin Snider, RHP Josh Staumont, LHP Josh Taylor, RHP Ryan Weiss, RHP Nick Wittgren

Catchers (3): Freddy Fermin, Logan Porter, Jakson Reetz

Infielders (6): CJ Alexander, Angelo Castellano, Maikel Garcia, Nick Loftin, Nick Pratto, Samad Taylor


Outfielders (3): Dairon Blanco, Tucker Bradley, Brewer Hicklen

- 3/31 Kansas City Royals announce Breaking Roster
- 3/31 Kansas City Royals announce Breaking Roster
- 4/5 1B **Nick Pratto** recalled by KANSAS CITY from Omaha (AAA)
- 4/6 1B **Nick Pratto** optioned to Omaha (AAA)
- 4/12 LHP **Josh Dye** activated from the Development List
- 4/14 RHP **Josh Staumont** recalled by KANSAS CITY from Omaha (AAA)
- RHP **Dylan Coleman** optioned to Omaha (AAA)
- 4/16 LHP **Josh Taylor** recalled by KANSAS CITY from Omaha (AAA)
- 4/21 C **Freddy Fermin** recalled by KANSAS CITY from Omaha (AAA)
- 4/25 OF **Brewer Hicklen** activated from the 7-Day Injured List
- RHP **Zach Willeman** released
- 4/27 OF **Nate Eaton** optioned to Omaha (AAA)



MANAGER: MIKE JIRSCHLE • #23

- Mike Jirschele returns for his 15th season as Omaha's manager, his 18th season managing in Minor League Baseball and 32nd season overall with the Royals organization, named to the position of Storm Chasers manager on January 13, 2023, after previously managing Triple-A Omaha from 1995-97 and 2003-13.
- Jirschele served on the Kansas City Royals coaching staff as the Third Base Coach from 2014-19 and won the World Series in 2015. Jirschele most recently served as the bench coach under manager Chris Witheridge during the 2022 season with the Double-A Northwest Arkansas Naturals. He spent the 2021 season as Witheridge's bench coach for the High-A Central champion Quad Cities River Bandits and served as Special Assistant to the General Manager in 2020.
- In his second stint as Omaha's manager, over 11 years from 2003 to 2013, he led the team to four division titles, three consecutive trips to the Pacific Coast League Championship Series (2011-2013), two PCL titles (2011, 2013) and the team's first of two Triple-A National Championships in 2013.
- He earned the 2011 Mike Coolbaugh Award for *outstanding baseball work ethic, knowledge of the game and skill in mentoring young players on the field* and he is a four-time recipient of the Dick Howser Award (1992, 1994, 2005, 2011), recognizing outstanding work in player development within the Royals organization.
- Prior to his time with Omaha and Kansas City, he served as the Royals Minor League Infield Coordinator for four years, from 1998-2002, and he held managerial positions with Wilmington (1994), Rockford (1993) and the Gulf Coast Royals (1992).
- He appeared 999 games in the Minor Leagues across 13 years, between 1977 and 1990, including 22 games with the Omaha Royals between 1988 and 1989.



PITCHING COACH: DANE JOHNSON • #59

- Dane Johnson enters his fourth year in the Royals organization and as the Storm Chasers pitching coach, after joining Kansas City ahead of the 2020 season. 2023 marks his 24th season coaching overall.
- He previously spent one season in the Miami Marlins organization (2019) as a Pitching Consultant and 19 seasons with the Toronto Blue Jays as a Minor League Pitching Coach from 2000-03, Pitching Coordinator from 2004-14 and Major League Bullpen Coach from 2015-18.
- Prior to entering coaching, spent 15 years as a player, including over 280 games in the Minor Leagues and parts of three seasons in the Majors with the Chicago White Sox (1994), Blue Jays (1996) and Oakland Athletics (1997), also playing two seasons (1990-1991) in the Chinese Professional Baseball League.
- Johnson and his wife, Gina, reside in Palm Harbor, Florida. They have two children: a daughter, Madison (31), and son, Cobi (27).



HITTING COACH: BIJAN RADEMACHER • #52

- Bijan Rademacher (*bi-ZHON RAH-de-moch-err*) joins the Royals as the Omaha Storm Chasers Hitting Coach this year after spending the last two years with the Arizona Diamondbacks as their Minor League Hitting Coordinator (2021) and ACL Hitting Coach (2022).
- Prior to coaching, he spent eight years playing professionally (2012-2019), spanning seven seasons in the Chicago Cubs organization (2012-18) and slashed .280/.361/.402 over 702 career MiLB games, reaching as high as Triple-A. He also played one season in independent baseball (2019) with the New Britain Bees in the Atlantic League, in addition to an offseason in the Mexican Pacific Winter League.
- Over 243 career Triple-A games with the Iowa Cubs, he played 11 games at Werner Park and was a .378 hitter (14-for-37) with one homer and 5 runs batted in while playing in Omaha.
- Rademacher lives in Tempe, Arizona with his wife Melissa.



BENCH COACH: DAVID NOWORYTA • #33 (3RD BASE COACH)

- David Noworyta (*Nova-REE-tah*) enters his second year in the Royals organization and first as Omaha's Bench Coach, after making his coaching debut in 2022 as the Assistant Hitting Coach for the River Bandits Kansas City's High-A affiliate.
- Prior to coaching, he spent four years playing professionally (2018-21), including three minor league seasons in the Detroit Tigers organization (2018-20), and one with the Independent Pioneer League's Billings Mustangs in 2021. Before signing with Detroit in 2018, Noworyta graduated from the University of Hawaii with a bachelor's degree in communications and journalism, and played in parts of three seasons for their baseball team.
- Noworyta attended Holy Cross Academy (N.J.), where he played baseball and basketball, and was selected by the Royals in the 37th round of the 2014 MLB Draft. He resides in Hainesport, N.J. in the offseason.



CERTIFIED ATHLETIC TRAINER: JAMES STONE

- James Stone is entering his fifth season as the Certified Athletic Trainer for the Storm Chasers after serving the previous seven seasons with the Wilmington Blue Rocks (Royals High-A), including the 2015 season, in which he was named Carolina League Athletic Trainer of the Year.
- He joined the Kansas City organization in 2010 as the athletic trainer for the Class-A Burlington Bees. He came to the Royals after spending one season with the Central Valley Coyotes (Fresno, California) in Arena Football 2.
- Stone worked three seasons in the Florida Marlins organization, with stops in Jupiter (2008), Greensboro (2007) and Jamestown (2006), winning New York-Penn League Trainer of the Year honors in 2006.
- He was the Strength and Conditioning Coach for the Baltimore Orioles Class-A affiliate, the Delmarva Shorebirds, in 2005.
- Stone graduated with a bachelor's of science in kinesiology from Cal State-Northridge. He resides in Simi Valley, California with his dog, Ozzie.



STRENGTH & CONDITIONING COACH: YANNICK PLANTE

- Yannick Plante is entering his third season as the Strength & Conditioning Coach for the Storm Chasers, after being slated to serve in that role with Northwest Arkansas in 2020.
- He began with the Kansas City Organization in 2019 as the athletic trainer for the Burlington Royals (Advanced Rookie, Appalachian League). He was then a staff member of the Surprise Saguaros of the Arizona Fall League in the fall of 2019.
- Plante has a master's degree in kinesiology from the University of Calgary and a bachelor's degree in human kinetics with specialization in biophysics from the University of Ottawa. He currently lives in Ottawa, Ontario.



TONY MEDINA
MINOR LEAGUE/LATIN AMERICA
MEDICAL COORDINATOR



BEN NICHOLAS
PLAYER DEVELOPMENT TRAINEE



JEREMY OWENS
PLAYER DEVELOPMENT TRAINEE

Austin Cox - Pitching - Stat Splits - 2023 - Regular Season

Split	Team	W	L	ERA	G	GS	CG	SHO	SV	IP	H	R	ER	HR	HB	BB	IBB	SO	WHIP	AVG	AB	WP	BK	GIDP	TBF	NP-S
Home Games	OMA	0	0	3.68	2	1	0	0	0	7.1	7	3	3	2	0	5	0	7	1.64	.259	27	2	0	1	32	151 - 88
Away Games	OMA	0	0	2.57	2	2	0	0	0	7.0	4	2	2	2	1	3	0	10	1.00	.174	23	0	0	2	27	112 - 72
Day Games	OMA	0	0	3.86	3	2	0	0	0	9.1	8	4	4	4	1	5	0	13	1.39	.242	33	0	0	2	39	177 - 107
Night Games	OMA	0	0	1.80	1	1	0	0	0	5.0	3	1	1	0	0	3	0	4	1.20	.176	17	2	0	1	20	86 - 53
On Grass	OMA	0	0	3.14	4	3	0	0	0	14.1	11	5	5	4	1	8	0	17	1.33	.220	50	2	0	3	59	263 - 160
April	OMA	0	0	3.14	4	3	0	0	0	14.1	11	5	5	4	1	8	0	17	1.33	.220	50	2	0	3	59	263 - 160
On Wednesdays	OMA	0	0	4.50	1	1	0	0	0	4.0	3	2	2	2	0	2	0	5	1.25	.214	14	0	0	1	16	65 - 42
On Thursdays	OMA	0	0	7.71	1	0	0	0	0	2.1	4	2	2	2	0	2	0	3	2.57	.400	10	0	0	0	12	65 - 35
On Fridays	OMA	0	0	1.80	1	1	0	0	0	5.0	3	1	1	0	0	3	0	4	1.20	.176	17	2	0	1	20	86 - 53
On Saturdays	OMA	0	0	0.00	1	1	0	0	0	3.0	1	0	0	0	1	1	0	5	0.67	.111	9	0	0	1	11	47 - 30
In games following a win	OMA	0	0	0.00	1	1	0	0	0	3.0	1	0	0	0	1	1	0	5	0.67	.111	9	0	0	1	11	47 - 30
In games following a loss	OMA	0	0	3.97	3	2	0	0	0	11.1	10	5	5	4	0	7	0	12	1.50	.244	41	2	0	2	48	216 - 130
Starter	OMA	0	0	2.25	3	3	0	0	0	12.0	7	3	3	2	1	6	0	14	1.08	.175	40	2	0	3	47	198 - 125

Austin Cox - Opposing Hitting - Stat Splits - 2023 - Regular Season

Split	Team	AVG	G	AB	R	H	2B	3B	HR	RBI	BB	IBB	SO	SB	CS	OBP	SLG	OPS	HBP	SAC	SF	GIDP
vs Left	OMA	.222	4	9		2	1	0	0	0	3	0	3			.417	.333	.750	0	0	0	0
vs Right	OMA	.220	4	41		9	2	0	4	7	5	0	14			.319	.561	.880	1	0	0	3
Team is ahead	OMA	.200	2	15		3	0	0	2	2	2	0	6			.294	.600	.894	0	0	0	1
Team is behind	OMA	.300	2	10		3	1	0	1	1	3	0	3			.462	.700	1.162	0	0	0	1
Score is tied	OMA	.200	4	25		5	2	0	1	4	3	0	8			.310	.400	.710	1	0	0	1
Batting First	OMA	.286	4	7		2	0	0	1	1	1	0	2			.375	.714	1.089	0	0	0	1
Batting Second	OMA	.286	4	7		2	0	0	1	1	1	0	3			.375	.714	1.089	0	0	0	0
Batting Third	OMA	.000	4	4		0	0	0	0	0	2	0	1			.333	.000	.333	0	0	0	0
Batting Fourth	OMA	.167	4	6		1	1	0	0	0	0	0	1			.167	.333	.500	0	0	0	1
Batting Fifth	OMA	.333	4	6		2	1	0	0	0	0	0	2			.333	.500	.833	0	0	0	0
Batting Sixth	OMA	.400	4	5		2	0	0	1	4	2	0	0			.571	1.000	1.571	0	0	0	0
Batting Seventh	OMA	.200	4	5		1	1	0	0	0	1	0	2			.429	.400	.829	1	0	0	0
Batting Eighth	OMA	.000	4	6		0	0	0	0	0	0	0	3			.000	.000	.000	0	0	0	1
Batting Ninth	OMA	.250	4	4		1	0	0	1	1	1	0	3			.400	1.000	1.400	0	0	0	0
Leading Off	OMA	.154	4	13		2	1	0	1	1	1	0	4			.214	.462	.676	0	0	0	0
First Inning	OMA	.111	3	9	1	1	0	0	1	1	1	0	3	0	0	.200	.444	.644	0	0	0	1
Second Inning	OMA	.200	3	10	1	2	1	0	0	0	2	0	4	0	0	.385	.300	.685	1	0	0	1
Third Inning	OMA	.308	4	13	2	4	1	0	2	5	3	0	4	1	0	.438	.846	1.284	0	0	0	1
Fourth Inning	OMA	.333	3	12	1	4	1	0	1	1	1	0	2	0	1	.385	.667	1.052	0	0	0	0
Fifth Inning	OMA	.000	2	6	0	0	0	0	0	0	1	0	4	0	0	.143	.000	.143	0	0	0	0
Bases Empty	OMA	.273	4	33		9	3	0	3	3	4	0	13			.351	.636	.987	0	0	0	0
Runner at 1st	OMA	.000	4	4		0	0	0	0	0	2	0	1			.429	.000	.429	1	0	0	2
Runner at 2nd	OMA	.200	2	5		1	0	0	0	0	2	0	1			.429	.200	.629	0	0	0	0
Runner at 3rd	OMA	.000	1	1		0	0	0	0	0	0	0	1			.000	.000	.000	0	0	0	0
Runners at 1st & 2nd	OMA	.000	3	3		0	0	0	0	0	0	0	1			.000	.000	.000	0	0	0	1
Runners at 1st & 3rd	OMA	.000	1	3		0	0	0	0	0	0	0	0			.000	.000	.000	0	0	0	0
Bases Loaded	OMA	1.000	1	1		1	0	0	1	4	0	0	0			1.000	4.000	5.000	0	0	0	0
Runners On	OMA	.118	4	17		2	0	0	1	4	4	0	4			.318	.294	.612	1	0	0	3
Scoring Position	OMA	.154	4	13		2	0	0	1	4	2	0	3			.267	.385	.652	0	0	0	1
No Outs	OMA	.235	4	17		4	1	0	1	1	2	0	4			.316	.471	.787	0	0	0	1
One Out	OMA	.133	4	15		2	1	0	1	1	5	0	4			.350	.400	.750	0	0	0	2
Two Outs	OMA	.278	4	18		5	1	0	2	5	1	0	9			.350	.667	1.017	1	0	0	0
Ahead in Count	OMA	.200	4	15		3	2	0	0	0	0	0	10			.250	.333	.583	1	0	0	0
Behind in Count	OMA	.167	4	18		3	0	0	2	5	8	0	4			.423	.500	.923	0	0	0	0
0-0 Count	OMA	.250	4	4		1	0	0	1	1	0	0	0			.250	1.000	1.250	0	0	0	1
0-1 Count	OMA	1.000	4	1		1	0	0	0	0	0	0	0			1.000	1.000	2.000	0	0	0	0
0-2 Count	OMA	.000	4	6		0	0	0	0	0	0	0	4			.000	.000	.000	0	0	0	0
1-0 Count	OMA	.000	4	6		0	0	0	0	0	0	0	0			.000	.000	.000	0	0	0	0
1-1 Count	OMA	.400	4	5		2	1	0	0	0	0	0	0			.400	.600	1.000	0	0	0	1
1-2 Count	OMA	.250	4	8		2	2	0	0	0	0	0	6			.333	.500	.833	1	0	0	0
2-0 Count	OMA	1.000	4	1		1	0	0	1	4	0	0	0			1.000	4.000	5.000	0	0	0	0
2-1 Count	OMA	1.000	4	1		1	0	0	1	1	0	0	0			1.000	4.000	5.000	0	0	0	0
2-2 Count	OMA	.250	4	8		2	0	0	1	1	0	0	3			.250	.625	.875	0	0	0	1
3-0 Count	OMA	.000	2	0		0	0	0	0	0	1	0	0			1.000	.000	1.000	0	0	0	0
3-1 Count	OMA	.000	3	0		0	0	0	0	0	2	0	0			1.000	.000	1.000	0	0	0	0
3-2 Count	OMA	.100	4	10		1	0	0	0	0	5	0	4			.400	.100	.500	0	0	0	0
Pitcher	OMA	.220	4	50		11	3	0	4	7	8	0	17			.339	.520	.859	1	0	0	3

PLAYER

50 MAX CASTILLO

RHP • R/R • 6'2" • 285 lbs • 5/4/1999 (23)
Traded from Toronto — 8/2/2022
Born/Resides: Caracas, Venezuela

57 DYLAN COLEMAN

RHP • R/R • 6'5" • 235 lbs • 9/16/1996 (26)
Traded from San Diego — 11/5/2020
Born: Potosi, Missouri • Resides: Mineral Point, Missouri

31 AUSTIN COX

LHP • L/L • 6'4" • 235 lbs • 3/28/1997 (26)
2018 MLB Draft — Round 5 (Mercer)
Born: Macon, Georgia • Resides: Kansas City, Missouri

24 JOSH DYE

LHP • L/L • 6'5" • 180 lbs • 9/14/1996 (26)
2018 MLB Draft — Round 23 (Florida Gulf Coast)
Born: DeLand, Florida • Resides: Fort Myers, Florida

60 JONATHAN HEASLEY

RHP • R/R • 6'3" • 235 lbs • 1/27/1997 (26)
2018 MLB Draft — Round 13 (Oklahoma State)
Born: Plano, Texas • Resides: Dallas, Texas

37 JACKSON KOWAR

RHP • R/R • 6'5" • 215 lbs • 10/4/1996 (26)
2018 MLB Draft — Round 13/30 Overall (Florida)
Born: Weddington, N.C. • Resides: Charlotte, N.C.

58 BROOKS KRISKE

RHP • R/R • 6'3" • 210 lbs • 2/3/1994 (29)
Signed 12/14/2022 as a Minor League Free Agent
Born/Resides: Scottsdale, Arizona

46 MARCELO MARTINEZ

LHP • L/L • 6'2" • 190 lbs • 8/10/1996 (26)
Signed 3/7/2018 as an International Free Agent
Born/Resides: Reynosa, México

21 MIKE MAYERS

RHP • R/R • 6'2" • 220 lbs • 12/6/1991 (31)
Signed 12/22/2022 as a Minor League Free Agent
Born: Grove City, Ohio • Resides: Naples, Florida

41 ANDRÉS NUÑEZ

RHP • R/R • 6'4" • 265 lbs • 9/20/1995 (27)
2018 MLB Draft — Round 29 (Florida International)
Born/Resides: Southwest Ranches, Florida

53 DREW PARRISH

LHP • L/L • 5'11" • 1195 lbs • 2/8/1997 (25)
2019 MLB Draft — Round 8 (Florida State)
Born: Cape Canaveral, Fla. • Resides: Tallahassee, Fla.

47 EVAN SISK

LHP • L/L • 6'2" • 195 lbs • 4/23/1997 (26)
Traded from Minnesota — 1/24/2023
Born: Pineville, N.C. • Resides: Chester, S.C.

43 COLLIN SNIDER

RHP • R/R • 6'4" • 205 • 10/10/1995 (27)
2017 MLB Draft — Round 12 (Vanderbilt)
Born/Resides: Murfreesboro, Tennessee

44 RYAN WEISS

RHP • R/R • 6'4" • 220 • 12/10/1996 (26)
Claimed off Waivers from Arizona — 7/1/2022
Born: South Elgin, Ill. • Resides: Raleigh, N.C.

62 NICK WITTGREN

RHP • R/R • 6'2" • 210 • 5/29/1991 (31)
Signed 12/23/2022 as a Minor League Free Agent
Born: Torrance, California • Resides: Jupiter, Florida

QUICK NOTES

Ranked by *Baseball America* as the No. 18 Royals prospect.

➤ **2023:** Appeared in 4 Cactus League games for the Royals and went 2-0 with a 11.12 ERA (7 ER in 5.2 IP) and 7 K.

➤ **2022:** Began the 2022 season in the Jays organization and made 20 appearances (11 in MLB and 9 in MLB) before being traded to Kansas City on August 2 with Samad Taylor in exchange for Whit Merrifield ... had three stints with the Royals: 8/18-20, 9/4-7 and 9/25 through the end of the season ... across three stints with Omaha, pitched in 7 games (6 starts) with 22 strikeouts in 21.1 innings.

➤ **2021:** Spent the entire season with New Hampshire (AA), appearing in 21 games (20 starts) while going 11-4 with a 4.85 ERA (55 ER in 102.0 IP) and 89 strikeouts.

4SFB (90-92), CH, SL

CONSECUTIVE BATTERS RETIRED: 0 (4/26)

SCORELESS STREAK: 0.1 IP (4/26)

➤ **2023:** Made his second consecutive Opening Day Roster with the Royals, but allowed 10 ER in 5.0 IP (18.00 ERA) in 5 games with 7 H, 7 BB & 5 K ... optioned to Omaha on 4/14.

➤ **2022:** Spent nearly the entire season in Kansas City, pitching in 68 games for the Royals with a 5-2 record and 2.78 (21 ER in 68.0 IP) and 71 strikeouts ... 2nd-most appearances among rookie relievers, 8th in ERA, and 9th in strikeouts ... did not allow a HR over the final 26.0 innings of the season ... pitched 1 game for Omaha on May 24.

➤ **2021:** Opened the season in NW Arkansas (AA) and assigned to Omaha on 7/8 ... earned his first MLB call-up on 9/20 and pitched in 5 games for Kansas City with 7 K in 6.1 IP.

4SFB (91-96), SL, SW

CONSECUTIVE BATTERS RETIRED:

SCORELESS STREAK:

➤ **2023:** As a non-roster invitee, appeared in 4 Cactus League games for the Royals and went 0-1 with a 2.08 ERA (1 ER in 4.1 IP) and 8 K.

➤ **2022:** Spent the entire season with Omaha and made 29 appearances (24 starts) for the Storm Chasers, going 7-7 with his 1st career save ... maintained a 4.21 ERA (69 ER in 147.1 IP) with a career-high 105 strikeouts ... 147.1 IP ranked 1st among all Royals farmhands, while 24 starts ranked 4th, 7 W ranked tied 4th and 105 K was 6th.

➤ **2021:** Joined NW Arkansas (AA) at the end of May, made his 2021 debut 5/26 and remained with the Nationals through the end of the postseason, before a promotion to Omaha for the Triple-A final stretch on 9/26, pitching twice ... appeared in 15 games (all starts) for the Nationals, going 4-1 with a 3.00 ERA (21 ER in 63.0 IP) and 56 strikeouts.

4SFB (89-92), CH, CB, SL

CONSECUTIVE BATTERS RETIRED: 6 (4/21)

SCORELESS STREAK: 3.2 IP (4/21)

➤ **2023:** Appeared in 2 Cactus League games for the Royals with a 9.00 ERA (1 ER in 1.0 IP) ... activated by OMA off the Development List 4/12 and threw 1.2 perfect innings in his season debut 4/13 ... first 3.2 innings of the year were scoreless before allowing a homer 4/21.

➤ **2022:** Spent the entire season with Omaha, made 48 appearances (6 starts) with a 5-3 record and 4.48 ERA (31 ER in 62.1 IP) ... 2nd on Chasers staff with 48 games played, 3rd-most in the Royals system ... among Royals Minor League pitchers who threw at least 60.0 innings, ranked 1st in LOB% (82.6%), 3rd in BB/9 (2.31), 4th in K/BB (3.63).

➤ **2021:** Spent most of the year with NW Arkansas (AA) and pitched in a team-high 38 games, with a 2.52 ERA (17 ER in 60.2 IP) and 3.78 K/BB ratio (68/18) ... led all Royals Minor League pitchers with nine saves in 2021, all of which he earned with the Nationals before being promoted for two games at Omaha (AAA) to finish the year.

CH (81-88), SL

CONSECUTIVE BATTERS RETIRED: 2 (4/21)

SCORELESS STREAK: 0.2 IP (4/21)

➤ **2023:** Appeared in 4 Cactus League games for the Royals (2 starts) and went 0-1 with a 17.36 ERA (18 ER in 9.1 IP) and 7 K ... 2 of 4 starts have been quality start, 4/7 vs. TOL and 4/19 vs. GWN.

➤ **2022:** Split the season between Kansas City and Omaha, making 21 starts over four stints with the Royals and nine starts with the Storm Chasers ... his 21 MLB starts ranked 7th among Major League rookies ... opened the year Triple-A ... 4th in his nine Storm Chasers starts coming before his first call-up to Kansas City on 5/12 ... across all nine of his outings with Omaha, struck out 45 in 39.1 innings (10.3 K/9).

➤ **2021:** Named Kansas City's Double-A Pitcher of the Year with NW Arkansas (AA) and spent much of the season with the Nationals before making his MLB debut with Kansas City on 9/17 and finishing the year with the Royals ... in 22 appearances (21 starts) with NWA, went 7-3 with a 3.33 ERA (39 ER in 105.1 IP) and 120 strikeouts (10.3 K/9).

4SFB (92-94), CB, CH, SNK, SL

CONSECUTIVE BATTERS RETIRED: 0

SCORELESS STREAK: 0.0 IP

➤ **2023:** Appeared in 4 Cactus League games for the Royals (1 start) and went 1-1 with a 6.75 ERA (6 ER in 10.1 IP) and 11 K to just 3 BB ... after a scoreless season debut on April 2 @ IND, allowed at least 3 runs in 3 straight outings (1 start) ... first 4 outings were 2.0 IP+, last 2 have been less than 2 innings.

➤ **2022:** Made his first Opening Day roster with Kansas City, but only pitched in 7 games over three stints with the Major League club, also making 20 starts with Omaha (AAA) across three stints ... allowed less than two earned runs in 8 of his 20 starts with Omaha, including three scoreless outings.

➤ **2021:** Named Kansas City's Paul Splittorff Minor League Pitcher of the Year, given to the top pitcher in the organization, also named the Storm Chasers Pitcher of the Year, the Triple-A East Pitcher of the Year and a Triple-A East Postseason All-Star ... in two stints with Omaha, made 17 appearances (16 starts) and went 9-4 with a 3.46 ERA (31 ER in 80.2 IP) and 155 strikeouts (12.8 K/9), which led all Triple-A pitchers at the time of him being recalled on September 1.

4SFB (95-97), SL, CH

CONSECUTIVE BATTERS RETIRED: 2 (4/26)

SCORELESS STREAK: 2.2 IP (4/23 to 4/26)

➤ **2023:** As a non-roster invitee, appeared in 10 Cactus League games for the Royals and went 0-1 with a 3.48 ERA (4 ER in 10.1 IP) and 11 K to just 3 BB ... 4 of 8 appearances with Omaha have been scoreless.

➤ **2022:** Signed with the Yokohama DeNA BayStars of Nippon Professional Baseball (NPB) on December 8, 2021 and pitched in 32 games, going 1-3 with two saves, a 3.25 ERA (13 ER in 36.0 IP) and 56 strikeouts (10.3 K/9) between Japan's Central League (equivalent to Major League Baseball) and Eastern League (Japan's Minor Leagues).

➤ **2020-2021:** Pitched 16 games in the Major Leagues between New York (AL) and Baltimore, with a 2-1 record and 14.40 ERA (24 ER in 15.0 IP) and 19 strikeouts ... pitched a scoreless ninth inning to finish the game his Major League debut on July 25 @ Baltimore.

4SFB (93-95), SPL, SL

CONSECUTIVE BATTERS RETIRED: 1 (4/25)

SCORELESS STREAK: 0.1 IP (4/25)

➤ **2023:** Retired 6 straight to end his outing 4/11 @ Iowa, first 3 in next outing 4/22 vs. GWN ... all 4 games this year have been in relief, at least 2.0 IP each.

➤ **2022:** Spent the majority of the season with Omaha, appearing in 27 games with the Storm Chasers but also made three starts with NW Arkansas (AA) in a stint from 5/13-21 ... made 5 starts with the Chasers, while making 12 relief appearances as well, with a season-high five straight starts between 6/19 and 7/13 ... 9 of his 11 relief appearances with Omaha were 2.0 innings or longer, including 4.0 scoreless frames on 7/22 vs. Iowa.

➤ **2021:** Began the season with NW Arkansas (AA), promoted to Omaha on 6/15, where he pitched for the remainder of the season ... between the two levels, led all Royals Minor League pitchers with 24 starts and 112.2 IP, also led the Chasers in starts (17), 2nd on the team in IP (84.1) and 4th in K (84) ... ranked 4th in the system with 117 K.

4SFB (85-89), SL, CH

CONSECUTIVE BATTERS RETIRED: 1 (4/22)

SCORELESS STREAK: 4.1 IP (4/11 to 4/22)

➤ **2023:** As a non-roster invitee, appeared in 6 Cactus League games for the Royals (2 starts) and went 0-1 with a 5.02 ERA (8 ER in 14.1 IP) ... pitched his first quality start of the season 4/18 vs. GWN (6.0 IP, 1 ER).

➤ **2022:** Spent much of the season with the Los Angeles Angels, as he made 24 MLB appearances (3 starts) and went 1-1 with a 5.68 ERA ... Designated for Assignment on 5/26 and outrighted off the 40-man roster on 6/2 ... made eight starts for Salt Lake (AAA) before he returned to the Angels on 8/6, where he finished the season.

➤ **2021:** For the second straight season, spent the entire year in the Major Leagues and pitched in a career-high 72 games for the Angels, tied for the 4th-most in the American League and 8th in MLB ... 88 of his career-high 90 strikeouts came in relief, and 7th among American League relievers.

4SFB (90-92), SL, CH, SNK, CB

CONSECUTIVE BATTERS RETIRED: 2 (4/23)

SCORELESS STREAK: 4.1 IP (4/23)

➤ **2023:** As a non-roster invitee, appeared in 2 Cactus League games for the Royals and struck out 4 with a 16.20 ERA (3 ER in 1.2 IP).

➤ **2022:** Spent the entire season with Omaha and was named Kansas City's Triple-A Pitcher of the Year with the Storm Chasers, going 5-4 with a team-high tying 8 saves, a 3.61 ERA (25 ER in 62.1 IP) with 69 strikeouts to just 17 walks (4.06 K/BB) in a team-best 54 relief appearances ... threw the longest scoreless streak in MLB, a stretch of 26.1 innings and 22 appearances from 5/19 to 7/26 in which he did not allow a run, holding opponents to a .183 average (17-for-93) with 34 strikeouts.

➤ **2021:** Began the season with NW Arkansas (AA) and split the season between the Nationals and Omaha with 47 combined games pitched (11 start), the third-most appearances among Royals Minor League pitchers.

SNK (90-92), SL, CH, CUT

CONSECUTIVE BATTERS RETIRED: 1 (4/26)

SCORELESS STREAK: 0.2 IP (4/22 to 4/26)

➤ **2023:** Appeared in 2 Cactus League games for the Royals and produced a 3.00 ERA (1 ER in 3.0 IP) and 1 K.

➤ **2022:** Began the season with NW Arkansas (AA), made 10 starts before being assigned to Omaha on 6/3, where he finished the season, pitched in 17 games (15 starts) for Omaha and went 3-8 with a 5.62 ERA (46 ER in 73.2 IP) with the Nationals, was named the Texas League Pitcher of the Week back-to-back on 5/9 and 5/16, did not allowed an earned run in 2.8 innings between 5/1 and 5/2 ... was the Texas League's May Pitcher of the Month right before getting called up to Triple-A.

➤ **2021:** Split the season between Quad Cities (A+) and NW Arkansas (AA), with a break in between to pitch for Team USA at the 2021 WBSC Olympic Baseball Qualifiers ... named an MLB.com Organization All-Star ... among qualified MLB pitchers (96.0 IP), ranked 14th in WHIP, 14th in opponents average (1.88) and 16th in ERA (2.83).

SNK (87-91), CH, CB

CONSECUTIVE BATTERS RETIRED: 2 (4/22)

SCORELESS STREAK: 1.1 IP (4/22)

➤ **2023:** Appeared in 6 Cactus League games for the Royals in his first MLB Spring Training and went 1-0 with a 4.50 ERA (3 ER in 6.0 IP) and 3 K ... has not allowed an earned run in 6 of his team-best 9 appearances.

➤ **2022:** Split his first full season in the Twins organization between Wichita (AA) and St. Paul (AAA), earned Minnesota MLB.com Organization All-Star honors as a relief pitcher ... posted a 1.57 ERA (11 ER in 63.0 IP) with 76 strikeouts against 29 walks (10.36 K/9 and 2.62 K/BB) across 50 games between the two levels, the best ERA in 2022 among all MLB relievers that made 50+ appearances and threw a minimum of 60.0 IP.

➤ **2021:** Began the season in the Cardinals organization, acquired by Minnesota via trade on July 30 ... split the year between Peoria (A+), Springfield (AA) and Wichita (AAA), combining to pitch in 39 games with a 3-1 record and 3.91 ERA (23 ER in 53.0 IP), striking out 69 with 35 walks ... originally drafted by St. Louis in the 16th Round in 2018.

SNK (89-92), CH, SL

CONSECUTIVE BATTERS RETIRED: 0

SCORELESS STREAK: 0.0 IP

➤ **2023:** Appeared in 7 Cactus League games for the Royals and went 1-0 with a 3.52 ERA (3 ER in 7.2 IP) and 10 K to just 1 BB ... 4 of 6 appearances have been scoreless.

➤ **2022:** Made the Opening Day Roster and his MLB Debut with Kansas City ... in his first season in the big leagues, started and ended the season with Kansas City ... pitched in 42 games across five stints with the Royals, going 4-2 with a 6.55 ERA (25 ER in 34.1 IP) ... began his career with 5 scoreless innings over 6 games, and pitched in 17 of KC's first 36 games during his first stint from Opening Day through 6/9 ... also appeared in 20 games with Omaha (AAA) with a 5.40 ERA (13 ER in 21.2 IP) and 12 scoreless outings.

➤ **2021:** Split the season between NW Arkansas (AA) and Omaha, making a career-high 48 appearances with a career-high 64 strikeouts and 26 walks ... joined the Storm Chasers a week into the season, returned to Iowa on June 6, transferred back to Triple-A on August 24 ... posted a 3.15 ERA in 25 Double-A outings before returning to Omaha.

SNK (94-95), SL

CONSECUTIVE BATTERS RETIRED: 3 (4/23)

SCORELESS STREAK: 1.1 IP (4/1 to 4/23)

➤ **2023:** As a non-roster invitee, appeared in 8 Cactus League games for the Royals and went 2-0 with a 1.93 ERA (2 ER in 9.1 IP) and 15 K to 5 BB ... 2 of 6 outings have been scoreless, allowed runs in 5 straight appearances between 4/5 and 4/20.

➤ **2022:** Began the season on Arizona's 40-man roster and made 12 appearances before being promoted to Reno (AAA) ... DFA'd on June 26, and claimed by Kansas City on July 1, but optioned off the 40-man roster at completion of the deal ... in 47 appearances (1 start) across the three affiliates, went 3-2 with a 6.93 ERA (48 ER in 62.1 IP) ... made his Omaha debut 7/3 @ St. Paul and made 30 relief appearances with the Chasers, with 34 strikeouts in 35.2 innings (8.6 K/9).

➤ **2021:** Split the season between Amarillo (AA) and Reno (AAA) ... appearing in 34 games (8 starts), combined to go 6-3 with one save, and a 4.60 ERA (40 ER in 78.1 IP), along with 88 strikeouts ... back-to-back Double-A Central Pitcher of the Week to open the season, with a career-best 17.2-inning scoreless streak from May 6 to 23.

CH, CB, 4SFB (90-93), SL

CONSECUTIVE BATTERS RETIRED: 2 (4/25)

SCORELESS STREAK: 1.1 IP (4/20 to 4/25)

➤ **2023:** As a non-roster invitee, appeared in 7 Cactus League games for the Royals and produced a 2.25 ERA (2 ER in 8.0 IP) and 9 K ... 7 of 8 appearances with Omaha have been scoreless with 4 perfect appearances ... has retired 26 of 32 batters faced (81%).

➤ **2022:** Pitched in 29 games for the St. Louis Cardinals and allowed just 1 run over his first 9 appearances (6.1 IP), but recorded a 7.50 ERA (10 ER in 12.0 IP) in May and a 6.75 ERA (8 ER in 10.2 IP) in June, before being DFA'd on July 2 and released on July 9 ... did not play professional baseball for the rest of the season.

➤ **2016-22:** Over parts of seven seasons in the Major Leagues with Miami, Cleveland and St. Louis, pitched in 287 games (1 start) with a 3.96 ERA (123 ER in 300.1 IP) and 282 strikeouts ... has allowed only 27 of 130 inherited runners to score in his MLB career, and that rate of 20.8% ranks 5th in the Majors since 2016 (min. 275 appearances).

4SFB (90-92), SL, CH, CUT

CONSECUTIVE BATTERS RETIRED: 10 (4/14 to 4/23)

SCORELESS STREAK: 6.0 IP (4/7 to 4/23)

CAREER HIGHS

IP	7.0	(3x) Last: 5/20/22 vs. Syracuse
K	9	5/30/18 vs. Lake County
BB	4	(6x) Last: 9/25/22 vs. SEATTLE
H	10	(2x) Last: 8/7/21 vs. Hartford
ER	8	(2x) Last: 6/10/18 @ Fort Wayne
NP	97	7/30/18 @ Dayton
IP	3.0	8/31/19 vs. Lansing
K	4	(4x) Last: 9/12/21 @ St. Paul
BB	4	4/10/23 @ TEXAS
H	5	7/4/21 @ Springfield
ER	6	4/10/23 @ TEXAS
NP	38	8/22/18 @ Great Lakes
IP	8.0	6/14/19 @ Columbia
K	10	7/23/19 vs. Potomac
BB	5	(2x) Last: 5/7/22 vs. Columbus
H	10	6/29/22 @ St. Paul
ER	5	(6x) Last: 8/2/22 vs. St. Paul
NP	119	6/14/19 @ Columbia
IP	5.0	(3x) Last: 9/2/18 vs. Potomac
K	8	4/26/19 vs. Greenville
BB	4	7/9/22 vs. Toledo
H	9	8/19/18 vs. Danville
ER	5	7/23/22 vs. Iowa
NP	72	(2x) Last: 9/2/18 vs. Potomac
IP	7.0	(4x) Last: 4/19/23 vs. Gwinnett
K	12	6/25/19 vs. Columbia
BB	6	(2x) Last: 5/25/22 @ ARIZONA
H	9	(3x) Last: 4/13/23 @ Iowa
ER	11	4/13/23 @ Iowa
NP	108	9/3/22 @ DETROIT
IP	8.0	(2x) Last: 8/24/19 @ Frisco
K	10	(2x) Last: 7/3/21 @ St. Paul
BB	5	(3x) Last: 5/31/22 vs. Indianapolis
H	11	(2x) Last: 6/14/22 @ Iowa
ER	9	6/14/22 @ Iowa
NP	107	6/8/19 vs. Fayetteville
IP	3.1	8/1/18 vs. Aberdeen
K	6	8/8/18 vs. Lowell
BB	5	9/12/21 vs. Rochester
H	5	7/2/18 vs. Brooklyn
ER	5	(2x) Last: 9/6/21 vs. TORONTO
NP	53	8/8/18 vs. Lowell
IP	7.1	7/7/22 vs. Toledo
K	12	(2x) Last: 8/1/18 @ Pulaski
BB	6	5/10/22 vs. Wichita
H	10	7/13/21 @ Indianapolis
ER	8	(3x) Last: 9/11/22 vs. Indianapolis
NP	104	7/30/19 vs. Fayetteville
IP	9.0	5/2/15 @ Arkansas
K	10	(2x) Last: 6/3/17 vs. Omaha
BB	4	(5x) Last: 5/1/17 vs. Round Rock
H	11	5/5/15 @ Jupiter
ER	9	7/24/16 vs. LOS ANGELES (NL)
NP	102	(2x) Last: 6/3/17 vs. Omaha
IP	5.0	6/23/19 vs. Greenville
K	6	7/16/19 @ Rome
BB	3	(2x) Last: 6/13/21 @ Frisco
H	5	(5x) Last: 4/8/23 vs. Toledo
ER	8	9/11/21 @ St. Paul
NP	60	6/23/19 vs. Greenville
IP	7.0	(4x) Last: 5/13/22 vs. Wichita
K	9	(3x) Last: 5/13/22 vs. Wichita
BB	6	6/22/22 vs. Columbus
H	7	(4x) Last: 9/1/22 @ St. Paul
ER	7	9/1/22 @ St. Paul
NP	100	(2x) Last: 7/8/22 @ Toledo
IP	3.0	(5x) Last: 6/18/21 @ Wichita
K	5	(4x) Last: 8/20/21 @ Springfield
BB	3	(3x) Last: 7/22/22 @ Indianapolis
H	5	(3x) Last: 8/12/21 @ Tulsa
ER	4	8/12/21 @ Tulsa
NP	55	8/20/21 @ Springfield
IP	6.0	4/8/18 vs. Charleston
K	5	(2x) Last: 6/30/21 @ Springfield
BB	3	(2x) Last: 8/7/22 vs. St. Paul
H	11	9/2/18 @ Greenville
ER	7	5/14/21 @ Columbus
NP	90	4/13/18 @ Augusta
IP	6.0	(10x) Last: 5/18/21 vs. Midland
K	8	(2x) Last: 5/18/21 vs. Midland
BB	4	(2x) Last: 7/9/21 vs. Las Vegas
H	11	9/1/19 @ Modesto
ER	7	(2x) Last: 5/29/21 @ Corpus Christi
NP	92	6/10/21 vs. Corpus Christi
IP	3.0	(4x) 4/13/17 vs. NEW YORK (NL)
K	5	4/20/13 vs. Charlotte
BB	3	(2x) Last: 9/20/21 vs. KANSAS CITY
H	5	4/20/14 vs. Pensacola
ER	5	7/23/21 vs. TAMPA BAY
NP	48	(2x) Last: 5/16/17 vs. HOUSTON

OMAHA RELIEVERS		ENTRANCE SITUATION			INNING ENTERING THE GAME										INHERITED RUNNERS			1-2-3 INNINGS		
PITCHER	LAST OMA APPEARANCE (IP)	LEAD	TRAIL	TIED	1	2	3	4	5	6	7	8	9	10+	BR INHER.	BR SCORE	% SCORE	TOTAL	POSSIBLE	% 1-2-3
30 Cox, Austin	THU 4/6 vs. Toledo (2.1 IP)	-	-	1	-	-	1	-	-	-	-	-	-	-	3	3	100.0%	0	2	0.0%
24 Dye, Josh	FRI 4/21 vs. Gwinnett (2.2 IP)	-	2	-	-	-	1	-	-	-	1	-	-	-	1	1	100.0%	1	3	33.3%
37 Kowar, Jackson	WED 4/26 @ Nashville (1.2 IP)	2	4	-	-	-	-	-	2	3	1	-	-	-	2	1	50.0%	0	9	0.0%
58 Kriske, Brooks	TUE 4/25 @ Nashville (0.2 IP)	1	7	-	-	-	-	-	2	1	2	2	1	-	1	1	100.0%	1	8	12.5%
46 Martinez, Marcelo	SAT 4/22 vs. Gwinnett (2.0 IP)	1	3	-	-	-	1	1	-	-	2	-	-	-	3	2	66.7%	3	7	42.9%
41 Núñez, Andrés	WED 4/26 @ Nashville (0.1 IP)	1	6	1	-	-	-	-	2	5	-	1	-	-	2	1	50.0%	3	6	50.0%
53 Parrish, Drew	SAT 4/1 @ Indianapolis (3.0 IP)	1	-	-	-	-	-	1	-	-	-	-	-	-	-	-	-	2	3	66.7%
47 Sisk, Evan	WED 4/26 @ Nashville (0.2 IP)	3	6	1	-	-	-	-	-	2	3	3	2	-	4	3	75.0%	1	7	14.3%
43 Snider, Collin	SUN 4/23 vs. Gwinnett (1.0 IP)	2	3	1	-	-	-	-	-	-	-	6	-	-	1	1	100.0%	2	6	33.3%
44 Weiss, Ryan	TUE 4/25 @ Nashville (1.0 IP)	3	4	-	-	-	-	-	-	-	2	3	2	-	-	-	-	0	6	0.0%
62 Wittgren, Nick	SUN 4/23 vs. Gwinnett (1.0 IP)	6	2	-	-	-	-	-	1	1	1	2	3	-	2	0	0.0%	5	9	55.6%
Staumont, Josh	WED 4/12 @ Iowa (1.0 IP)	2	2	-	-	-	-	-	-	-	-	-	4	-	-	-	-	1	4	25.0%
Taylor, Josh	WED 4/12 @ Iowa (1.0 IP)	3	2	-	-	-	-	-	-	1	2	1	1	-	2	2	100.0%	1	5	20.0%
		-	-	-	-	-	-	-	-	-	-	-	-	-	-	-	-	-	-	-
		25	41	4	0	0	3	2	7	13	14	18	13	0	21	15	71.4%	20	75	26.7%

OMAHA STARTING PITCHER SPLITS						1st PITCH STRIKES			1-2-3 INNINGS		
PITCHER	GS	W-L	TEAM W-L	R SUPPORT	SUPPORT/START	FPS	TBF	% FPS	TOTAL	POSSIBLE	% 1-2-3
21 Mayers, Mike	5	4-10	2-3	5	1.00	59	104	56.7%	5	22	22.7%
60 Heasley, Jonathan	5	1-3	2-3	15	3.00	71	118	60.2%	6	25	24.0%
50 Castillo, Max	4	0-4	0-4	5	1.25	60	90	66.7%	4	18	22.2%
31 Cox, Austin	3	0-0	2-1	9	3.00	27	47	57.4%	5	12	41.7%
53 Parrish, Drew	3	0-0	2-1	12	4.00	31	44	70.5%	4	12	33.3%
37 Kowar, Jackson	1	0-1	0-1	1	5.00	9	14	64.3%	0	2	0.0%
	21			47	2.24	257	417	61.6%	24	91	26.4%

OMAHA STARTERS VS. RELIEVERS		
STARTERS	RELIEVERS	
2-9	W-L	6-4
6.56	ERA	5.50
93.1	INNINGS	91.2
108 (17)	HITS (HR)	106 (12)
74 (68)	R (ER)	64 (56)
42	BB	44
75	K	97
1.61	WHIP	1.64
.290	AVG	.288

OMAHA STARTING PITCHER/CATCHER MATCHUPS																																	
PITCHER	FREDDY FERMIN								LOGAN PORTER								JAKSON REETZ								TOTALS								
	GS	W-L	ERA	IP	ER	BB	SO		GS	W-L	ERA	IP	ER	BB	SO		GS	W-L	ERA	IP	ER	BB	SO		GS	W-L	ERA	IP	ER	BB	SO		
21	Mayers, Mike	3	0-1	10.50	12.0	14	6	9		-							2	1-0	3.60	10.0	4	3	10		-								
60	Heasley, Jonathan	3	1-1	11.68	12.1	16	8	11		2	0-2	6.75	13.1	10	1	9		-							-								
50	Castillo, Max	2	0-2	7.71	9.1	8	5	4		2	0-2	4.66	9.2	6	2	2		-							-								
31	Cox, Austin	-								2	0-0	2.57	7.0	2	3	10		1	0-0	1.80	5.0	1	3	4		-							
53	Parrish, Drew	2	0-0	3.86	7.0	3	3	11		1	0-0	1.80	5.0	2	4	2		-							-								
37	Kowar, Jackson	1	0-1	13.50	2.2	4	4	3		-							-							-									
	Relievers	-	4-1	5.15	50.2	29	27	53		-	2-1	6.23	26.0	19	10	29		-	0-2	5.40	15.0	9	7	15		-	-						
	TOTALS	11	5-6	7.09	94.0	74	53	91		7	2-5	5.31	61.0	36	20	52		3	1-2	4.20	30.0	14	13	29		-							
		CS/ATT	3/9	PCT	33.3%					CS/ATT	2/12	PCT	6.7%					CS/ATT	0/3	PCT	0.0%					CS/ATT	/	PCT	0.0%				

OMAHA CATCHER PITCHING STATS																									
CATCHERS		W	L	ERA	GS	SV	IP	H	R	ER	HR	HB	BB	IBB	SO	WHIP	AVG	WP	GDP	TBF	SB	CS	ATT	%CS	PB
4	Freddy Fermin	5	6	7.09	11	2	94.0	110	79	74	16	7	53	1	91	1.73	.291	6	8	446	6	3	9	33.33%	2
14	Logan Porter	2	5	5.31	7	0	61.0	68	39	36	11	6	20	0	52	1.44	.286	0	9	267	10	2	12	16.67%	1
25	Jakson Reetz	1	2	4.20	3	1	30.0	36	20	14	2	2	13	0	29	1.63	.288	7	5	142	3	0	3	0.0%	0

AUTOMATIC BALLS CALLED ON OMAHA PITCHERS (6)

DATE	PITCHER (# IN '23)	INNING	UMPIRE	COUNT AT CALL	BATTER RESULT (COUNT)
1. April 4 vs. Toledo	Marcelo Martinez (1)	▲ 7	Dane Poncsak	0-0	Strikeout Swinging (1-2)
2. April 9 vs. Toledo	Max Castillo (1)	▲ 3	Cody Oakes	0-0	Strikeout Swinging (3-2)
3. April 18 vs. Gwinnett	Mike Mayers (1)	▲ 5	Takahito Matsuda	0-0	Flyout, F7 (1-0)
4. April 20 vs. Gwinnett	Max Castillo (2)	▲ 4	Ben Phillips	0-0	Walk (3-1)
5. April 22 vs. Gwinnett	Drew Parrish (1)	▲ 5	Jose Navas	0-0	Walk (3-1)
6. April 23 vs. Gwinnett	Evan Sisk (1)	▲ 7	Ben Phillips	0-0	Lineout (1-1)
7.					
8.					
9.					
10.					

FASTEST STORM CHASERS PITCHES

MPH	PITCHER	DATE	INNING	BATTER	PITCH TYPE	RPM	COUNT	RESULT
1. 99.3	Jackson Kowar	4/18 vs. Gwinnett	▲ 7	Justin Dean	4-seam FB	2,193	2-2	Called Ball
2. 99.1	Josh Staumont	4/9 vs. Toledo	▲ 9	Jermaine Palacios	Sinker	2,300	2-2	Strikeout
3. 99.0	Jackson Kowar	4/18 vs. Gwinnett	▲ 7	Justin Dean	4-seam FB	2,150	3-2	Walk
4. 98.9	Josh Staumont	4/6 vs. Toledo	▲ 9	Jermaine Palacios	Sinker	2,402	3-2	Foul Ball
5. 98.8	Josh Staumont	4/9 vs. Toledo	▲ 9	Michael Papierski	4-seam FB	2,253	0-2	Called Ball
6. 98.4	Jackson Kowar	4/26 @ Nashville	▼ 7	Eddy Alvarez	4-seam FB	2,154	1-1	Swinging Strike
7. 98.3	Jackson Kowar	4/26 @ Nashville	▼ 7	Eddy Alvarez	4-seam FB	2,046	1-2	Called Ball
8. 98.1	Josh Staumont	4/9 vs. Toledo	▲ 9	Jermaine Palacios	Sinker	2,241	0-0	Called Ball
98.1	Josh Staumont	4/9 vs. Toledo	▲ 9	Michael Papierski	Sinker	2,327	0-0	Swinging Strike
10. 98.0	Jackson Kowar	4/26 @ Nashville	▼ 7	Eddy Alvarez	4-seam FB	2,105	0-0	Called Ball
98.0	Jackson Kowar	4/26 @ Nashville	▼ 7	Patrick Dorrian	4-seam FB	2,139	1-2	Strikeout
98.0	Josh Staumont	4/6 vs. Toledo	▲ 9	Jonathan Davis	Sinker	2,349	3-2	Fielders Choice

PLAYER

19 CJ
ALEXANDER

INFIELD/OUTFIELD • L/L • 6'3" • 215 • 7/16/1996 (26)
Traded from Atlanta — 7/11/2022
Born: Merrillville, Indiana • Resides: Surprise, Arizona-

16 DAIRON
BLANCO

OUTFIELDER • R/R • 6'0" • 200 • 4/26/1993 (29)
Traded from Oakland — 7/27/2019
Born: Florida, Cuba • Resides: Miami, Florida

3 TUCKER
BRADLEY

OUTFIELDER • L/L • 6'0" • 195 • 5/6/1998 (24)
Signed 6/23/2021 as an Undrafted Free Agent (Georgia)
Born/Resides: Chickamauga, Georgia

17 ANGELO
CASTELLANO

INFIELDER • R/R • 6'0" • 165 • 1/13/1995 (28)
Signed 7/16/2011 as an International Free Agent
Born/Resides: San Diego, Venezuela

26 NATE
EATON

OUTFIELDER • R/R • 5'11" • 200 • 12/22/1996 (26)
2018 MLB Draft — Round 21 (VMI)
Born/Resides: Chester, Virginia

11 MAIKEL
GARCIA

INFIELDER • R/R • 6'0" • 185 • 3/3/2000 (23)
Signed 7/27/2016 as an International Free Agent
Born/Resides: La Sabana, Venezuela

28 TYLER
GENTRY

OUTFIELDER • R/R • 6'2" • 215 • 2/1/1999 (24)
2020 MLB Draft — Round 3 (Alabama)
Born: Memphis, Tenn. • Resides: Arlington, Tenn.

18 BREWER
HICKLEN

OUTFIELDER • R/R • 6'2" • 220 • 2/9/1996 (27)
2017 MLB Draft — Round 7 (Alabama at Birmingham)
Born/Resides: Huntsville, Alabama

13 NICK
LOFTIN

INFIELD/OUTFIELD • R/R • 6'1" • 200 • 10/6/1995 (26)
2020 MLB Draft — Round 17/14th Overall (Baylor)
Born: Corpus Christi, Texas • Resides: Surprise, Ariz.

14 LOGAN
PORTER

CATCHER/INFIELD • R/R • 6'0" • 200 • 7/12/1995 (27)
Signed 6/21/2018 as an Undrafted Free Agent (Dixie State)
Born: Phoenix, Texas • Resides: Surprise, Ariz.

32 NICK
PRATTO

INFIELD/OUTFIELD • L/L • 6'1" • 230 • 10/6/1998 (24)
2017 MLB Draft — Round 17/14th Overall (HS)
Born/Resides: Huntington Beach, Calif.

25 JAKSON
REETZ

CATCHER • R/R • 6'0" • 215 • 1/3/1996 (27)
Signed 12/12/2022 as a Minor League Free Agent
Born: Hickman, Neb. • Resides: Elkhorn, Neb.

0 SAMAD
TAYLOR

INFIELD/OUTFIELD • R/R • 5'10" • 160 • 7/11/1998 (24)
Traded from Toronto — 8/2/2022
Born: Corona, Calif. • Resides: Sioux Falls, S.D.

QUICK NOTES

- 2023: Appeared in 17 Cactus League games for the Royals and slashed .391/.462/.783 (9-for-23) with 4 XBH (2 HR) and 6 RBI ... has made first 4 starts of his career in RF this season, 4 of his 5 career starts in the OF ... leads the Chasers with 10 XBH
- 2022: Began year with Mississippi Braves (AA) in the Southern League, traded with 2 players to KC from Atlanta on 7/11, assigned to NW Arkansas ... in 114 total games, tied 6th in Double-A in RBI (87), tied 10th in HR (25) ... set career highs in games played, 28 (18), HR, RBI, and SB (19) ... Double-A leader in Avg. in RBI (29), tied 1st in league in HR (8).
- 2018-21: Played 182 games in the Braves' system, between R, A, A+ and AA ... slashed .229/.310/.374 (144-for-628) with 14 HR and 66 RBI ... began and ended 2019 in Double-A with Mississippi, spent July in High-A with the Florida Fire Frogs ... played 87 games in Double-A with league-champion Mississippi in 2021.
- MISC: Brother Blaze is prospect in the Diamondbacks system, a 2022 Texas League Postseason All-Star with Amarillo, added to the D-backs' 40-man roster in November 2022.

HIT STREAK:

- 2023: As a non-roster invitee, appeared in 16 Cactus League games for the Royals and slashed .310/.412/.724 (9-for-29) with 6 XBH (3 2B, 3 HR) and 5 RBI ... went 7-for-14 @ Indy last weekend with 6 1B and 1 HR ... tied for league lead with 11 steals, with 3 on Sunday vs. GWN ... 11-for-12 in steal attempts.
- 2022: Played in 107 games for Omaha (AAA) but also appeared in five games with Kansas City from May 19 to June 3 ... slashed .301/.367/.486 (110-for-366) for Omaha and led the team in batting average while stealing a career-high 45 bases in Triple-A, a Storm Chasers single-season record ... made his MLB debut May 20 vs. Minnesota, went 2-for-7 over five games ... in September, slashed .436/.480/.649 (41-for-94) with 12 XBH (7 2B, 3 3B, 3 HR), 23 RBI and 11 SB, led the league in AVG, OBP and hits in the last month.
- 2021: Split the season between NW Arkansas (AA) and Omaha (AAA), slashing a combined .277/.350/.441 (117-for-422) across 117 games with a career-best 41 stolen bases, while hitting 14 home runs and driving in 53 runs ... his 41 steals ranked 12th in MLB and second in the Royals organization, behind Tyler Tolbert (55).

HIT STREAK:

- Ranked by MLB Pipeline as the No. 28 Royals prospect ... Ranked by Baseball America as the No. 28 Royals prospect
- 2023: Appeared in 18 Cactus League games for the Royals and slashed .273/.346/.545 (6-for-22) with 2 HR and 6 RBI ... hit first Triple-A HR in 6th inning on 4/12 @ IOW, 2-run HR ... hit pinch-hit 2-run 2B in win on 4/14 and had 3 RBI off the bench in comeback win.
- 2022: Spent the entire season with NW Arkansas (AA) and reached base in 90 of 109 games (82.57%), reached base multiple times in team-best 56 games ... 1st on team with 33 multi-hit games ... 2 of 12 home runs this season were grand slams, on 4/23 @ Frisco and 5/12 vs. Wichita, both in 5th inning, first two of his pro career ... reached base at least twice in seven straight games from 7/26 to 8/2 ... homered in three straight games, 8/30 vs. Frisco ... season-high 12-game on-base streak from 6/24 to 7/9.
- 2021: Began his professional career splitting the year between Columbia (A) and Quad Cities (A+), .380 OBP ranked fourth among qualified Royals Minor Leaguers.

HIT STREAK:

- 2023: Appeared in 12 Cactus League games for the Royals and went 1-for-12 (.083) with 1 RBI and 1 BB ... hits in 8 of 12 games, reached base in his first 9 games of the season ... has started at SS the last 8 games, every game in the series vs. Gwinnett
- 2022: In his 11th year as a member of the Royals' organization, began the year with Omaha, but assigned to NW Arkansas (AA) on 8/9 and finished the season with the Royals ... over 59 games with the Storm Chasers, slashed .218/.318/.316 (38-for-174) while playing six different positions (1B, 2B, 3B, SS, LF & RF) ... made at least 10 starts at each SS (15/0.2 innings), 3B (121.0 innings) and 1B (115.0 innings) ... snapped off 27-stretch with Naturals on 8/21 vs. San Antonio ... 15-for-67 over last 20 games after hitless streak ended ... played 800th MLB game (all in Royals system) on 9/15 vs. Frisco, entered as defensive replacement.
- 2011-2023: Has played 803 games in the Royals' minor league system, slashing .232/.311/.312 (606-for-2610), with 29 HR and 271 RBI ... 2013 Dominican Royals Player of the Year ... 143 games with Omaha between 2021 and 2023, hitting .226 over 80 games in 2021 after an early-season promotion from Double-A.

HIT STREAK:

- 2023: Made his first Opening Day roster this season with Kansas City ... went 1-for-23 with 13 strikeouts, optioned to Omaha 4/24 ... threw a scoreless inning 4/10 @ TEX, allowed 2 hits and struck out 1, fastball sat 91-95.
- 2022: Split time in the Minor Leagues between NW Arkansas (AA) and Omaha (AAA) but also appeared in 44 games with Kansas City over three separate stints with the Royals: 7/14-17, 8/4-22 and 9/1 through the end of the regular season ... opened the year in Double-A and made his MLB debut July 14 ... led the majors with a 98.1 mph arm strength ... for the 2nd straight year, saw time at five positions in the Minors (SS, 3B, LF, CF and RF), played in the OF for 27 of his first 29 games, then played 3B for 12 of his last 15 games.
- 2021: Began the season with Quad Cities (A+) and played 70 games for the River Bandits, led the team in stolen bases (23) and played in the Arizona Fall League.

HIT STREAK:

- Ranked by MLB Pipeline as the No. 3 Royals prospect ... Ranked by Baseball America as the No. 7 Royals prospect
- 2023: Appeared in 14 Cactus League games for the Royals and slashed .324/.343/.471 (11-for-34) with 3 XBH (1 HR) and 6 RBI, with 8 starts at SS and 2 in CF ... opened the season 6-for-14 @ Indy with 8 RBI in 3 games ... drove in runs in 7 of his first 8 games this year, but just 3 of his last 12 played.
- 2022: Began season in NW Arkansas (AA), made MLB debut on 7/15 @ Toronto, ended season in Omaha (AAA) ... produced a Nationals-best 14-game hitting streak from 4/27 to 5/12: hit .397, .970 OPS ... ranked 8th in Texas League with 27 steals, 39 total in 2022 when including Omaha AAA ... recalled by KC 7/14 for series @ Toronto, went 0-for-1 and appeared in game on 7/15, then optioned to NW Arkansas (A+), slashed .291/.380/.408 (120-for-480) between the two levels ... added to KC 40-man roster on 11/19/21.
- 2021: Split season between 47 (A), and Quad Cities (A+), slashed .291/.380/.408 (120-for-480) between the two levels ... added to KC 40-man roster on 11/19/21.

HIT STREAK:

- Ranked by MLB Pipeline as the No. 8 Royals prospect ... Ranked by Baseball America as the No. 7 Royals prospect
- 2023: As a non-roster invitee, appeared in 17 Cactus League games for the Royals and slashed .188/.333/.344 (6-for-32) with 3 XBH (1 HR) and 2 RBI ... has reached base in 19 of 21 games so far this season ... hit first Triple-A HR in 6th inning on 4/5 vs. TOR, 3-for-19 (105) last week with 6 BB & 7 K.
- 2022: Began season in Quad Cities (A+), assigned to NW Arkansas 6/14, named Nationals Player of the Year ... ranked 8th in MLB in batting average (.326) ... Royals org leader in AVG (.326), SLG (.542) and OPS (.964), 2nd in OBP (.422) ... drove in at least one run in 36 of 73 games since joining the Nationals, reached base in 64 of 73 games (87.6%) ... Texas League POTW week of 6/27 - 7/3, hit .435 (10-for-23) with 6 XBH (2 2B, 4 HR), 11 RBI, 1,543 OPS ... reached in 28 straight games, 7/30 to 9/3, with .485 OBP.
- 2021: Spent his first pro season in Quad Cities (A+), played everyday for the first two months of the season ... placed on the 7-day injured list on 7/14 and then the 60-day IL 8/2.

HIT STREAK:

- 2023: Began the season on the 7-Day Injured list (right elbow strain) ... activated 4/25 and came off the bench to play CF @ NAS, made first start 4/26.
- 2022: Played in 130 games for Omaha (AAA) and was named the Royals Triple-A Player of the Year but also appeared in six games with Kansas City over two separate stints with the Royals: May 26-30 and July 14-17 ... contract was selected by KC May 26 and made his major league debut that night in Minnesota, starting in CF ... reached base in 34 straight games between 7/26 and 9/2 ... set career highs in 2B (30), 3B (28), RBI (85) and R (85) ... finished just two homers shy of a 30/30/30 season (HR/SB/2B).
- 2021: Spent the entire season with Northwest Arkansas (AA), his third consecutive year playing under Scott Thorman and third straight Minor League Championship ... led all Double-A hitters with 40 steals, tied for 13th in all of the Minors ... reached base in 41 of his last 47 games played and homered twice in the Double-A Central Championship Series.

HIT STREAK:

- Ranked by MLB Pipeline as the No. 4 Royals prospect ... Ranked by Baseball America as the No. 8 Royals prospect
- 2023: As a non-roster invitee, appeared in 19 Cactus League games for the Royals and slashed .156/.206/.438 (5-for-32) with 5 XBH (3 2B, 2 HR) and 6 RBI ... went 8-for-17 in series vs. Iowa (4/11-4/14), with 4 XBH and 7 RBI in 4 games ... 3-for-23 (130) last week vs. GWN with 6 strikeouts, 2 hits on Sunday.
- 2022: Began the season in NW Arkansas (AA) and reached in 76 of 88 games, had hits in 65 of 88 games ... tied club record with 3 doubles on 5/4 @ Springfield and had the first four-hit game of the season 7/15 @ Corpus Christi, went 4-for-5 with two doubles and career-best 11th HR of the year ... played at least 3 games at 5 positions with the Nationals (2B, 3B, SS, LF, CF) ... called up to Omaha on 8/9 and played 38 games for the Storm Chasers, slashed .216/.280/.359 (33-for-153) with 5 HR and 19 RBI.
- 2021: Spent his first pro season with Quad Cities (A+) and slashed .289/.374/.464 (103-for-356) across 90 games, named an MLB.com Organization All-Star at third base ... won the High-A East Central batting title with a .289 average ... hit for the cycle on 8/1, going 3-for-6 at the plate with a walk-off homer in the ninth to complete the cycle.

HIT STREAK:

- 2023: As a non-roster invitee, appeared in 18 Cactus League games for the Royals and slashed .348/.444/.435 (8-for-23) with 2 2B, 4 RBI and 3 BB ... hit 3rd two-homer game of career on 4/5 vs. Toledo, solo shots in 6th and 8th innings ... 5 HR in 14 games played this season, hits in first 7 games played, has reached base in his first 11 games this season, didn't reach for first time Saturday.
- 2022: Began the season in NW Arkansas (AA) and reached in 66 of 77 games, reached multiple times in 49 games ... assigned to Omaha (AAA) on 8/9 and finished season with Storm Chasers, appeared in 35 games (33 at 1B) and hit .301 (.34-for-113) with 3 HR and 17 RBI ... combining numbers between Naturals and Chasers, ranked 3RD in MLB in ON-BASE PERCENTAGE (.442) ... combining his AA-AAA numbers, was the Royals system leader in OBP (.442), 2nd in OPS (.918), 3rd in batting average (.301)
- 2021: Spent the season with Quad Cities (A+) and slashed .241/.368/.451 (62-for-257) in 77 games ... named a High-A Central post-season All-Star at catcher.
- MISC: Grew up down the street from Surprise Stadium, was a double for the AZL Royals the summer of 2011 while in high school, also caught bullpens for the KC.

HIT STREAK:

- 2023: Appeared in 14 Cactus League games for the Royals and slashed .324/.385/.471 (11-for-34) with 3 2B, 4 RBI and 4 BB ... called up to KC 4/5, optioned to OMA 4/6, went 1-for-7 in two games vs. TOR, playing LF and RF ... hit first 2 HR of season last week vs. Gwinnett, with team-high 5 RBI in series.
- 2022: Spent most of the season with Omaha, playing 82 Triple-A games, also appeared in 49 games with Kansas City across two stints ... in 49 games in the majors with the Royals, slashed .184/.271/.386 (29-for-158) with seven home runs, 20 runs batted in and 19 walks, with 39 starts 1 B, 6 in LF, 1 in RF ... hit walk-off HR for KC on August 6 vs. BOS.
- 2021: Split the season between NW Arkansas (AA) and Omaha, playing 124 games between the Naturals and Chasers, promoted to Triple-A on July 18 ... played in the 2021 MLB All-Star Futures game, named a Double-A All-Star for the season, also earned a Minor League Rawlings Gold Glove Award at 1B.
- MISC: Recorded a bases-loaded, walk-off single to defeat Japan and win the 2011 Little League World Series for Huntington Beach (West/Columbia).

HIT STREAK:

- 2023: As a non-roster invitee, appeared in 12 Cactus League games for the Royals and slashed .227/.320/.455 (5-for-22) with 2 2B, 1 HR and 6 RBI ... hit his first professional grand slam in 5th inning on 4/1 @ IND.
- 2022: Signed with Milwaukee in December 2021 and after beginning the year with Biloxi (AA), earned a mid-July promotion to Nashville AAA and ended the year with Omaha (AAA) ... across the three teams, slashed .264/.359/.575 (97-for-364) over 104 games, with 30 HR and 82 RBI ... 25 HR in the Brewers system led all hitters in the organization ... despite playing just 62 games with the Shuckers, named the Double-A Southern League's Most Valuable Player and the league's Postseason All-Star at catcher.
- 2014-2021 Over 7 Minor League seasons, played 472 games in the Washington Nationals organization and made his MLB debut with the Nationals in July 2021 ... in 2019, was named a Carolina League midseason All-Star and MLB Organizational All-Star for the Nationals ... named a Baseball America Rookie All-Star in 2014, playing for the GCL Nationals.

HIT STREAK:

- Ranked by MLB Pipeline as the No. 21 Royals prospect ... Ranked by Baseball America as the No. 24 Royals prospect
- 2023: Appeared in 13 Cactus League games for the Royals and slashed .360/.414/.760 (9-for-25) with 5 XBH and 7 RBI ... opened the regular season with four (4) straight 2-hit games, has 9 multi-hit games in 20 games played this season ... has hit 1st in order in all 20 games he's played (of Omaha's 21), a .343 hitter (17-for-35) with .439 OBP leading off innings ... tied 5th in the league with 28 hits & tied 1st with 11 steals.
- 2022: Began the season in the Blue Jays organization with Buffalo (AAA) and appeared in 70 games before being acquired by Kansas City at the 2022 Trade Deadline with RHP Max Castillo in exchange for Whit Merrifield, but did not play the rest of the season due to a preexisting injury (left oblique strain) ... assigned to the Surprise Saguaros in the Arizona Fall League after the conclusion of the Minor League season, appeared in 21 games and tied 4th in the league with 9 SB ... added to KC 40-man roster on 11/10/22.
- 2021: Spent the entire season with New Hampshire (AA) and was named an MLB.com Organization All-Star in the outfield for Toronto ... traded from CLE to TOR on 7/31/2017.

HIT STREAK:

- 5 Games (4/20 to 4/26), .471 (8-for-17), 1 2B

ON-BASE BASE STREAK:

- 14 Games (4/7 to 4/26), .328 (19-for-58), 6 BB, 1 HBP

CAREER HIGHS

H	3	(17x) Last: 4/8/23 vs. Toledo
R	4	(8) Last: 8/17/22 vs. San Antonio
HR	2	(5x) Last: 8/11/22 @ Arkansas
RBI	6	(2x) Last: 8/5/22 vs. Tulsa
BB	3	(2x) Last: 7/2/18 vs. Bristol
SB	2	(2x) Last: 5/26/22 @ Pensacola
H	5	(2x) Last: 9/15/22 @ Columbus
R	3	(11x) Last: 9/15/22 @ Columbus
HR	2	5/23/19 @ Amarillo
RBI	4	(4x) Last: 9/15/22 @ Columbus
BB	3	(3x) Last: 8/29/21 @ Iowa
SB	3	(2x) Last: 4/23/23 vs. Gwinnett
H	3	(17x) Last: 3/31/23 @ Indianapolis
R	3	(5x) Last: 9/2/22 @ Tulsa
HR	2	8/10/21 vs. Beloit
RBI	5	6/24/21 @ Beloit
BB	3	(3x) Last: 9/3/22 @ Tulsa
SB	3	7/9/22 vs. Tulsa
H	4	(5x) Last: 8/18/17 vs. Asheville
R	4	6/26/16 @ Grand Junction
HR	2	7/19/19 @ Amarillo
RBI	5	7/17/22 @ Rochester
BB	3	(4x) Last: 8/2/17 vs. West Virginia
SB	2	7/13/16 vs. Helena
H	4	(8x) Last: 9/3/22 @ DETROIT
R	3	(19x) Last: 8/7/22 vs. BOSTON
HR	2	(2x) Last: 7/10/22 vs. Toledo
RBI	4	(6x) Last: 6/22/22 vs. Columbus
BB	4	7/29/18 @ Ogden
SB	3	5/14/21 vs. Cedar Rapids
H	4	(5x) Last: 9/15/22 @ Columbus
R	4	(3x) Last: 9/15/22 @ Columbus
HR	1	(16x) Last: 9/24/22 vs. Iowa
RBI	4	(2x) Last: 8/28/22 vs. Scranton/WB
BB	3	(6x) Last: 4/6/23 vs. Toledo
SB	3	(6/20/19 @ Bristol
H	4	7/6/22 vs. Tulsa
R	4	(2x) Last: 7/17/22 @ Corpus Christi
HR	2	(2x) Last: 6/29/22 @ Amarillo
RBI	6	6/2/21 vs. Beloit
BB	3	(6x) Last: 4/20/23 vs. Gwinnett
SB	1	(14x) Last: 9/22/22 @ Tulsa
H	4	(4x) Last: 5/25/22 @ Louisville
R	4	8/21/19 vs. Salem
HR	3	8/22/19 vs. Salem
RBI	5	(2x) Last: 8/24/21 vs. Springfield
BB	3	(3x) Last: 6/20/19 vs. Frederick
SB	3	(5x) Last: 4/22/22 @ Memphis
H	5	8/1/21 vs. South Bend
R	4	(2x) Last: 7/15/22 @ Corpus Christi
HR	1	(29x) Last: 4/6/23 vs. Toledo
RBI	5	4/22/22 @ Frisco
BB	3	(4x) Last: 8/5/22 vs. Tulsa
SB	2	(2x) Last: 6/10/22 @ Tulsa
H	4	8/6/19 @ Johnson City
R	3	(4x) Last: 8/1/21 vs. South Bend
HR	2	(3x) Last: 4/5/23 vs. Toledo
RBI	4	(2x) Last: 8/10/21 vs. Beloit
BB	3	(5x) Last: 4/14/23 @ Iowa
SB	1	8/10/21 vs. Beloit
H	4	(3x) Last: 8/30/22 @ CHICAGO (AL)
R	3	(4x) Last: 4/30/22 vs. Toledo
HR	3	5/21/21 @ Springfield
RBI	6	5/21/21 @ Springfield
BB	3	(12x) Last: 6/26/22 @ St. Paul
SB	2	(3x) Last: 7/1/22 @ St. Paul
H	3	(19x) Last: 4/1/23 @ Indianapolis
R	3	(8x) Last: 5/29/22 vs. Montgomery
HR	2	(7x) Last: 7/8/22 @ Montgomery
RBI	5	(4x) Last: 4/1/23 @ Indianapolis
BB	3	(4x) Last: 5/29/22 vs. Montgomery
SB	1	(23x) Last: 7/24/22 @ Louisville
H	4	(4x) Last: 6/15/22 @ Lehigh Valley
R	4	6/8/21 @ Portland
HR	2	(4x) Last: 6/21/22 vs. St. Paul
RBI	5	(2x) Last: 6/21/22 vs. St. Paul
BB	4	4/16/22 @ Rochester
SB	4	7/1/18 @ Great Lakes

SO NICE, THEY DID IT TWICE (OR MORE)	MULTI-HIT GAMES					MULTI-RUN GAMES					MULTI-RBI GAMES					MULTI-BB GAMES					MULTI-K GAMES					MULTI-SB GAMES				
	2	3	4	5+	T	2	3	4	5+	T	2	3	4	5+	T	2	3	4	5+	T	2	3	4	5+	T	2	3	4	5+	T
19 Alexander, CJ	3	2	-	-	5	1	1	-	-	2	1	-	-	-	1	-	-	-	-	-	6	-	-	-	6	-	-	-	-	-
16 Blanco, Dairon	2	2	-	-	4	2	-	-	-	2	-	-	-	-	-	1	-	-	-	1	1	2	-	-	3	-	1	-	-	1
3 Bradley, Tucker	2	1	-	-	3	2	1	-	-	3	1	1	-	-	2	3	-	-	-	3	-	-	-	-	-	2	-	-	-	2
17 Castellano, Angelo	2	-	-	-	2	3	-	-	-	3	1	-	-	-	1	1	-	-	-	1	-	1	-	-	1	-	-	-	-	-
26 Eaton, Nate	-	-	-	-	-	-	-	-	-	-	-	-	-	-	-	-	-	-	-	-	-	-	-	-	-	-	-	-	-	-
Fermin, Freddy	-	1	1	-	2	3	1	-	-	4	2	-	-	1	3	2	-	-	-	2	2	1	-	-	3	-	-	-	-	-
11 Garcia, Maikel	4	1	-	-	5	2	-	-	-	2	2	2	-	-	4	3	1	-	-	4	2	-	-	-	2	-	-	-	-	-
28 Gentry, Tyler	3	-	-	-	3	1	1	-	-	2	1	1	-	-	2	2	1	-	-	3	2	3	-	-	5	-	-	-	-	-
18 Hicklen, Brewer	-	-	-	-	-	-	-	-	-	-	-	-	-	-	-	-	-	-	-	-	-	-	-	-	-	-	-	-	-	-
13 Loftin, Nick	4	1	-	-	5	-	-	-	-	-	-	3	-	-	3	-	-	-	-	-	3	-	-	-	3	-	-	-	-	-
14 Porter, Logan	2	1	-	-	3	2	-	-	-	2	3	-	-	-	3	1	1	-	-	2	5	1	-	-	6	-	-	-	-	-
32 Pratto, Nick	-	1	-	-	1	1	-	-	-	1	2	-	-	-	2	3	-	-	-	3	2	1	-	-	3	-	-	-	-	-
25 Reetz, Jakson	-	1	-	-	1	-	-	-	-	-	-	-	-	1	1	1	-	-	-	1	1	2	-	-	3	-	-	-	-	-
0 Taylor, Samad	7	2	-	-	9	3	-	-	-	3	2	2	-	-	4	1	-	-	-	1	6	-	-	-	6	1	-	-	-	1
	29	13	1	0	43	20	4	0	0	24	15	9	0	2	26	18	3	0	0	21	30	11	0	0	41	3	1	0	0	4

		HITTING STREAKS										ON-BASE STREAKS											
PLAYER	CURRENT	LONGEST	DATES/RESULTS									CURRENT	LONGEST	DATES/RESULTS									
			START	END	AVG	2B	3B	HR	RBI	OPS	START			END	AVG	2B	HR	BB	HBP	OBP			
19 Alexander, CJ	-	3	4/6	4/8	.462	(6-13)	2	0	2	4	1.539	-	5 (2x)	4/14	4/23	.222	(4-18)	2	1	2	0	.300	
16 Blanco, Dairon	-	5	4/9	4/19	.353	(6-17)	3	0	0	0	1.005	3	5 (2x)	4/9	4/19	.353	(6-17)	3	0	2	2	.476	
3 Bradley, Tucker	-	3	4/6	4/8	.500	(4-8)	0	1	0	0	1.417	-	5	4/6	4/12	.364	(8-22)	3	3	1	0	.391	
17 Castellano, Angelo	-	3 (2x)	4/14	4/19	.375	(3-8)	1	0	0	1	.833	-	9	4/1	4/19	.320	(8-25)	2	2	6	0	.438	
26 Eaton, Nate	-	-	-	-	-	-	-	-	-	-	-	-	-	-	-	-	-	-	-	-	-	-	
11 Garcia, Maikel	-	5 (2x)	4/20	4/25	.313	(5-16)	1	0	0	2	.851	-	9	3/31	4/9	.353	(12-34)	3	1	10	0	.489	
28 Gentry, Tyler	-	5	4/5	4/9	.350	(7-20)	1	0	1	6	.967	-	9 (2x)	4/12	4/23	.167	(5-30)	1	1	9	2	.390	
18 Hicklen, Brewer	-	-	-	-	-	-	-	-	-	-	-	-	-	-	-	-	-	-	-	-	-	-	
13 Loftin, Nick	-	6	4/5	4/14	.417	(10-24)	2	0	3	8	1.298	3	6	4/5	4/14	.417	(10-24)	2	3	1	0	.423	
14 Porter, Logan	-	7	4/1	4/12	.370	(10-27)	2	0	4	7	1.268	-	11	4/1	4/20	.333	(13-39)	4	5	6	0	.413	
32 Pratto, Nick	-	5	4/19	4/23	.294	(5-17)	1	0	2	5	1.039	-	5	4/19	4/23	.294	(5-17)	1	2	2	0	.333	
25 Reetz, Jakson	-	-	-	-	-	-	-	-	-	-	-	-	-	-	-	-	-	-	-	-	-	-	
0 Taylor, Samad	5	6	4/7	4/13	.345	(10-29)	3	0	1	7	.897	14	14	4/7	4/26	.328	(19-58)	4	1	6	1	.400	
BOLD indicates longest streak in 2023 among active players												Italics indicates longest personal streak is active											

BOLD indicates longest streak in 2023 among active players

Italics indicates longest personal streak is active

PITCHES/PLATE APPEARANCE & PLATE APPEARANCE DEPTH										PINCH-HITTING LOG (3)					
PLAYER	AVG. P/PA	TOTAL PA	TOTAL P	LONGEST PA (#)	DATE	INN.	PITCHER	RESULT		#	DATE	INNING	PINCH HITTER	HITTING FOR	RESULT
19 Alexander, CJ	4.03	64	258	8 (2x)	4/26 @ NAS	▲ 5	Caleb Boushley (NAS)	Popout (P4)		1.	4/5 vs. Toledo	▼ 9	CJ Alexander	Angelo Castellano	Fielder's Choice (4-6)
16 Blanco, Dairon	3.51	70	246	8	4/8 vs. TOL	▼ 2	Michael Lorenzen (TOL)	Strikeout Looking		2.	4/14 @ Iowa	▲ 8	Tucker Bradley	Angelo Castellano	2-RBI Double
3 Bradley, Tucker	3.75	52	195	7 (4x)	4/21 vs. GWN	▼ 9	Joe Harvey (GWN)	Walk		3.	4/18 vs. Gwinnett	▼ 9	Tucker Bradley	Angelo Castellano	Strikeout Looking
17 Castellano, Angelo	4.23	53	224	10	4/18 vs. GWN	▼ 3	Michael Soroka (GWN)	Strikeout Swinging		4.					
26 Eaton, Nate	-	-	-	-	-	-	-	-		5.					
Fermin, Freddy	3.76	49	184	8	4/20 vs. GWN	▼ 5	Grant Holmes (GWN)	RBI Walk		6.					
11 Garcia, Maikel	4.41	94	415	10	4/12 @ IOW	▲ 3	Riley Thompson (IOW)	Strikeout Swinging		7.					
28 Gentry, Tyler	4.41	99	437	8 (2x)	4/14 @ IOW	▲ 9	Anthony Kay (IOW)	Strikeout Swinging		8.					
18 Hicklen, Brewer	4.00	4	16	5	4/26 @ NAS	▲ 2	Caleb Boushley (NAS)	Flyout (F9)		9.					
13 Loftin, Nick	3.31	77	255	8 (2x)	4/14 @ IOW	▲ 8	Manuel Rodriguez (IOW)	Groundout (3-1)		10.					
14 Porter, Logan	4.45	56	249	8 (2x)	4/20 vs. GWN	▼ 4	Jared Shuster (GWN)	Walk		11.					
32 Pratto, Nick	4.34	76	330	8 (5x)	4/23 vs. GWN	▼ 3	Nick Margevicius (GWN)	Single		12.					
25 Reetz, Jakson	4.12	26	107	13	4/21 vs. GWN	▼ 2	Allan Winans (GWN)	Strikeout Swinging		13.					
0 Taylor, Samad	3.64	95	346	9	4/25 @ NAS	▲ 1	Robert Gasser (NAS)	Strikeout Looking		14.					
	4.00	815	3,262							15.					

HIGHEST STORM CHASERS EXIT VELOCITIES						
MPH	PITCHER	DATE	INNING	PITCHER	PITCH TYPE	DST (FT) COUNT RESULT
1.	115.3	CJ Alexander	4/7 vs. Toledo	▼ 1	Reese Olson	Changeup 291 1-2 Double
2.	109.6	Dairon Blanco	4/7 vs. Toledo	▼ 5	Kervin Castro	4-seam FB 18 0-0 Grounded Into DP
3.	108.0	Dairon Blanco	4/8 vs. Toledo	▼ 3	Will Vest	Slider 311 0-2 Field Out
4.	107.3	Nick Loftin	4/14 @ Iowa	▲ 3	Brendon Little	Sinker 145 2-2 Single
5.	107.2	Freddy Fermin	4/14 @ Iowa	▲ 8	Nick Burdi	Sinker 371 1-1 Double
6.	107.0	Nick Loftin	4/23 vs. Gwinnett	▼ 8	Rodderly Muñoz	Sinker 167 1-0 Single
7.	106.9	Tucker Bradley	4/7 vs. Toledo	▼ 4	Reese Olson	Changeup 107 1-1 Single
8.	106.7	Maikel Garcia	3/31 @ Indianapolis	▲ 9	Cam Alldred	Slider 58 2-2 Fielders Choice
9.	106.6	Logan Porter	4/1 @ Indianapolis	▲ 4	Caleb Smith	4-seam FB 417 2-2 Home Run
10.	106.5	Samad Taylor	4/25 @ Nashville	▲ 3	Robert Gasser	Sinker 143 0-0 Single
	106.5	CJ Alexander	4/23 vs. Gwinnett	▼ 8	Rodderly Muñoz	Cutter 49 1-0 Fielders Choice
	106.5	Dairon Blanco	4/19 vs. Gwinnett	▼ 2	Beau Burrows	4-seam FB 72 1-0 Single
	106.5	Tyler Gentry	4/5 vs. Toledo	▼ 6	Tyler Holton	Cutter 417 2-0 Home Run

AUTOMATIC STRIKES CALLED ON OMAHA HITTERS (1)					
DATE	INNING	UMPIRE	HITTER	COUNT AT CALL	BATTER RESULT (COUNT)
1.	4/12 @ Iowa	▲ 9	Tom Hanahan	Samad Taylor (1)	0-1 Single (0-2)
2.					
3.					
4.					
5.					
6.					
7.					

Omaha Pinch Hitters: 1-for-3, 2B, 2 RBI

Most-Used Pinch Hitter:

Tucker Bradley (1x)

Most Frequently Pinch-Hit For:

Angelo Castellano (3x)

HR #	PLAYER (SEASON #)	GM # – DATE	OPPONENT	PITCHER	PITCH TYPE	DIRECTION	ON BASE	INNING	OUTS	COUNT	SCORE	FINAL	DISTANCE	EXIT VELO
1.	Logan Porter (1)	2 – April 1	@ Indianapolis	Caleb Smith (L)	4-seam FB	LF	0	4th	1	2-2	3-0	W, 12-1	417 FT	106.6 MPH
2.	Jakson Reetz (1)	2 – April 1	@ Indianapolis	Caleb Smith (L)	Slider	LF	3	5th	2	2-1	8-0	W, 12-1	408 FT	103.9 MPH
3.	Dairon Blanco (1)	3 – April 2	@ Indianapolis	Mike Burrows	4-seam FB	LCF	0	5th	2	3-2	1-3	W, 8-3	411 FT	105.2 MPH
4.	Samad Taylor (1)	3 – April 2	@ Indianapolis	J.C. Flowers	4-seam FB	LF	0	8th	0	2-1	2-3	W, 8-3	334 FT	104.5 MPH
5.	Nick Loftin (1)	3 – April 2	@ Indianapolis	Daniel Zamora (L)	4-seam FB	LF	2	8th	1	1-2	5-3	W, 8-3	362 FT	97.2 MPH
6.	Maikel Garcia (1)	4 – April 4	vs. Toledo	Alex Faedo	4-seam FB	RF	0	1st	1	2-1	1-0	L, 9-2	349 FT	94.3 MPH
7.	Tyler Gentry (1)	5 – April 5	vs. Toledo	Tyler Holton (L)	Cutter	CF	2	6th	0	2-0	3-1	L, 7-6	417 FT	106.5 MPH
8.	Logan Porter (2)	5 – April 5	vs. Toledo	Tyler Holton (L)	Slider	LF	0	6th	0	3-1	4-1	L, 7-6	346 FT	103.3 MPH
9.	Logan Porter (3)	5 – April 5	vs. Toledo	Matt Wisler	4-seam FB	RCF	0	8th	0	2-2	5-6	L, 7-6	364 FT	94.7 MPH
10.	Nick Loftin (2)	6 – April 6	vs. Toledo	Brenan Hanifree	Slider	LCF	0	2nd	0	2-2	1-1	L, 8-5	401 FT	101.8 MPH
11.	CJ Alexander (1)	6 – April 6	vs. Toledo	Brenan Hanifree	Sinker	CF	0	4th	1	2-2	3-6	L, 8-5	409 FT	101.1 MPH
12.	Logan Porter (4)	7 – April 7	vs. Toledo	Reese Olson	4-seam FB	LF	0	3rd	0	3-2	5-2	W, 9-4	395 FT	104.3 MPH
13.	Freddy Fermin (1)	8 – April 8	vs. Toledo	Will Vest	Slider	CF	3	3rd	2	0-0	6-1	W, 13-8	401 FT	102.1 MPH
14.	Angelo Castellano (1)	8 – April 8	vs. Toledo	Will Vest	4-seam FB	LCF	1	4th	0	2-0	8-1	W, 13-8	401 FT	102.8 MPH
15.	Freddy Fermin (2)	8 – April 8	vs. Toledo	Ashton Goudeau	Changeup	CF	1	5th	0	1-1	10-1	W, 13-8	428 FT	105.9 MPH
16.	CJ Alexander (2)	8 – April 8	vs. Toledo	Ashton Goudeau	Changeup	LF	0	7th	0	1-0	11-8	W, 13-8	351 FT	92.4 MPH
17.	Angelo Castellano (2)	9 – April 9	vs. Toledo	Alex Faedo	4-seam FB	LF	0	3rd	1	0-0	1-0	L, 8-2	373 FT	98.0 MPH
18.	Samad Taylor (2)	10 – April 11	@ Iowa	Roenis Elias (L)	4-seam FB	CF	2	5th	2	0-2	3-9	L, 9-6	405 FT	100.9 MPH
19.	Freddy Fermin (3)	10 – April 11	@ Iowa	Brandon Hughes (L)	4-seam FB	LF	1	6th	2	0-1	6-9	L, 9-6	398 FT	100.3 MPH
20.	CJ Alexander (3)	11 – April 12	@ Iowa	Riley Thompson	Changeup	RF	0	2nd	0	1-0	2-1	W, 10-6	394 FT	104.3 MPH
21.	Tyler Gentry (2)	11 – April 12	@ Iowa	Riley Thompson	Slider	LF	0	3rd	2	1-2	3-1	W, 10-6	393 FT	103.3 MPH
22.	Tucker Bradley (1)	11 – April 12	@ Iowa	Rowan Wick	4-seam FB	RCF	1	6th	2	1-1	7-3	W, 10-6	392 FT	98.2 MPH
23.	Nick Loftin (3)	11 – April 12	@ Iowa	Anthony Kay (L)	Slider	CF	0	8th	0	2-1	8-6	W, 10-6	420 FT	104.3 MPH
24.	Nick Loftin (4)	12 – April 13	@ Iowa	Nick Neidert	4-seam FB	LF	0	4th	2	3-2	1-11	L, 14-1	370 FT	100.4 MPH
25.	Nick Pratto (1)	15 – April 19	vs. Gwinnett	Beau Burrows	Slider	CF	0	2nd	0	1-2	1-1	L, 6-2	399 FT	100.2 MPH
26.	Logan Porter (5)	15 – April 19	vs. Gwinnett	Beau Burrows	Slider	LF	0	4th	1	1-2	2-3	L, 6-2	350 FT	94.9 MPH
27.	CJ Alexander (4)	17 – April 21	vs. Gwinnett	Allan Winans	Changeup	RF	0	2nd	2	0-0	1-1	L, 7-3	395 FT	96.2 MPH
28.	Nick Pratto (2)	18 – April 22	vs. Gwinnett	Dylan Dodd (L)	Changeup	RF	1	1st	2	3-1	2-0	L, 5-2	350 FT	88.4 MPH

HOME RUN BREAKDOWN

[illegible]

INNING DISTRIBUTION

1st Inning	2nd Inning	3rd Inning	4th Inning	5th Inning	6th Inning	7th Inning	8th Inning	9th Inning	10th Inning	11th Inning
2	4	4	5	4	4	1	4	-	-	-

NOTABLE STORM CHASERS HOME RUNS

BACK-TO-BACK HOMERS (1)		2-HOMER GAMES (2)		3-HOMER GAMES (0)		GRAND SLAMS (2)	
PLAYERS	DATE/OPPONENT (INN.)	PLAYER (CAREER NO.)	DATE/OPPONENT	PLAYER (CAREER NO.)	DATE/OPPONENT	PLAYER (CAREER NO.)	DATE/OPPONENT (INN.)
Tyler Gentry & Logan Porter	4/5 vs. Toledo (6th)	Logan Porter (3rd)	4/5 vs. Toledo			Jakson Reetz (1st)	4/1 @ Indianapolis (5th)
		Freddy Fermin (4th)	4/8 vs. Toledo			Freddy Fermin (3rd)	4/8 vs. Toledo (3rd)

LEADOFF HOMERS (0)		INSIDE-THE PARK HOMERS (0)		PINCH-HIT HOMERS (0)		WALK-OFF HOMERS (0)	
PLAYER (CAREER NO.)	DATE/OPPONENT	PLAYER (CAREER NO.)	DATE/OPPONENT (INN.)	PLAYER (CAREER NO.)	DATE/OPPONENT (INN.)	PLAYER	DATE/OPPONENT

HOME RUN SITUATION	# OF	DATE OF LAST	BATTER ('23 HR #)	PITCHER	COUNT	RUNNERS ON	OUTS	INNING	SCORE @ HR	FINAL
GO-AHEAD HOME RUN	6	April 22 vs. Gwinnett	Nick Pratto (2)	Dylan Dodd	3-1	1	2	▼ 1	2-0	2-5
GAME-TYING HOME RUN	3	April 21 vs. Gwinnett	CJ Alexander (4)	Allan Winans	0-0	0	2	▼ 2	1-1	3-7

NOTABLE OPPOSING HOME RUNS

BACK-TO-BACK HOMERS (0)		2-HOMER GAMES (0)		3-HOMER GAMES (0)		GRAND SLAMS (1)	
PLAYERS	DATE/OPPONENT (INN.)	PLAYER (CAREER NO.)	DATE/OPPONENT	PLAYER (CAREER NO.)	DATE/OPPONENT	PLAYER	DATE/OPPONENT (INN.)
						Andy Ibáñez	April 6 vs. Toledo (3rd)

LEADOFF HOMERS (2)		INSIDE-THE PARK HOMERS (0)		PINCH-HIT HOMERS (0)		WALK-OFF HOMERS (0)	
PLAYER	DATE/OPPONENT	PLAYER	DATE/OPPONENT (INN.)	PLAYER	DATE/OPPONENT (INN.)	PLAYER	DATE/OPPONENT
Christopher Morel	4/14 @ Iowa						
Forrest Wall	4/19 vs. Gwinnett						

AFTER-INNING RECORDS

LEADING TRAILING TIED

AFTER 1 INNING	1 - 2	2 - 7	5 - 4
AFTER 2 INNINGS	2 - 2	4 - 5	2 - 6
AFTER 3 INNINGS	4 - 3	2 - 7	2 - 3
AFTER 4 INNINGS	5 - 0	2 - 10	1 - 3
AFTER 5 INNINGS	5 - 0	3 - 11	0 - 2
AFTER 6 INNINGS	5 - 1	3 - 12	0 - 0
AFTER 7 INNINGS	5 - 1	3 - 11	0 - 1
AFTER 8 INNINGS	6 - 0	2 - 13	0 - 0

STORM CHASERS BIG INNINGS

DATE INNING RUNS

1. April 2 @ Indianapolis	8th	7
2. April 8 vs. Toledo	3rd	6
3.		
4.		
5.		
6.		
7.		
8.		

SCORE BY INNINGS

	1	2	3	4	5	6	7	8	9	10	11+	TOTAL
Omaha	8	7	15	10	20	15	7	17	13	0	0	112
Opponents	22	16	15	11	12	21	12	21	8	0	0	138
Difference	-14	-9	0	-1	8	-6	-5	-4	5	0	0	-26
SCORE BY INNINGS V. NASHVILLE	1	2	3	4	5	6	7	8	9	10	11+	TOTAL
Omaha	0	0	0	0	3	0	0	0	0	0	0	3
Nashville	4	0	0	0	2	2	2	3	0	0	0	13
vs. Nashville Difference	-4	0	0	0	1	-2	-2	-3	0	0	0	-10

MULTI-RUN INNINGS

	2	3	4	5	6	7	8	9	10+	TOTAL
Storm Chasers	11	7	4	1	1	1	-	-	-	25
Opponents	15	13	2	3	2	-	-	-	-	35

RECORD BY RUNS SCORED/ALLOWED

RUNS	0	1	2	3	4	5	6	7	8	9	10	11	12	13+
SCORED	0 - 1	0 - 2	0 - 4	0 - 3	0 - 0	1 - 1	0 - 2	0 - 0	2 - 0	1 - 0	1 - 0	1 - 0	1 - 0	1 - 0
ALLOWED	0 - 0	0 - 0	1 - 0	2 - 0	1 - 1	0 - 2	2 - 1	0 - 2	2 - 3	0 - 3	0 - 0	0 - 0	0 - 0	0 - 1

RECORD BY MARGIN OF VICTORY/DEFEAT

1 Run	2 Runs	3 Runs	4 Runs	5 Runs	6 Runs	7 Runs	8 Runs	9 Runs	10+ Runs
0 - 1	2 - 0	1 - 4	1 - 2	3 - 2	0 - 2	0 - 1	0 - 0	0 - 0	1 - 1

2023 STORM CHASERS MONTH BY MONTH

HITTING

MONTH	AVG	G	AB	R	H	TB	2B	3B	HR	RBI	BB	IBB	SO	SB	CS	OBP	SLG	OPS	SAC	SF	HBP	GIDP	LOB
MARCH	.300	1	40	8	12	16	2	1	0	8	9	0	12	5	0	.429	.400	.829	0	0	0	0	14
APRIL	.253	20	665	104	168	296	40	2	28	100	84	0	171	30	7	.341	.445	.786	0	8	9	19	131
MAY																							
JUNE																							
JULY																							
AUGUST																							
SEPTEMBER																							
TOTAL	.255	21	705	112	180	312	42	3	28	108	93	0	183	35	7	.346	.443	.789	0	8	9	19	145

PITCHING

MONTH	W	L	ERA	G	GS	CG	SHO	GF	HLD	SV	SVO	IP	H	R	ER	HR	HB	BB	SO	WP	BK	WHIP	AVG
MARCH	1	0	6.00	1	1	0	0	1	0	1	1	9.0	11	6	6	1	1	2	7	0	1	1.44	.297
APRIL	7	13	6.03	20	20	0	0	20	5	2	3	176.0	203	132	118	28	14	84	165	13	2	1.63	.288
MAY																							
JUNE																							
JULY																							
AUGUST																							
SEPTEMBER																							
TOTAL	8	13	6.03	21	21	0	0	21	5	3	4	185.0	214	138	124	29	15	86	172	13	3	1.62	.289

2023 WALK-OFF TRACKER (0 FOR, 0 AGAINST)

GAME #	DATE	OPPONENT	FINAL (INN.)	PLAYER	WINNING RUN	PITCHER	HOW	OUTS	COUNT

Bold Indicates Omaha Walk-Off Win

2023 STORM CHASERS EJECTIONS (3)

DATE	INNING	WHO (POSITION) / # IN 2023	WHY	UMPIRE (POSITION)
4/21/2023 vs. Gwinnett	▼ 6	Mike Jirschele (Manager) / 1st	Balls/Strikes	Takahito Matsuda (Home Plate)
4/21/2023 vs. Gwinnett	▲ 7	Dane Johnson (Pitching Coach) / 1st	Balk	Takahito Matsuda (Home Plate)
4/21/2023 vs. Gwinnett	▼ 8	CJ Alexander (Designated Hitter) / 1st	Balls/Strikes	Takahito Matsuda (Home Plate)

PITCHING

vs. Left-Handed Starter	2-5
vs. Right-Handed Starter	6-8
WITH Left-Handed Starter	4-2
WITH Right-Handed Starter	4-11
0-5 strikeouts	0-4
6-10 strikeouts	8-5
11+ strikeouts	1-3
0 runs of support	0-5
1-4 runs of support	6-8
5-9 runs of support	2-0
10+ runs of support	

SCORING

1-Run Games	0-1
2-Run Games	2-0
3-4-Run Games	2-6
5+ Run Games	4-6
Extra Innings	
Shutouts	0-1
Doubleheaders	
Scoring 0-2 Runs	0-7
3-5 Runs	1-4
6-9 Runs	3-2
10+ Runs	4-0
Opponent 0-2 Runs	1-0
3-5 Runs	3-3
6-9 Runs	4-9
10+ Runs	0-1
Scored in 1st Inning	3-2
Opponent scored in 1st	5-7
Scores first	3-4
Opponent scores first	5-9

HITTING

Omaha 0-5 hits	0-3
6-9 hits	0-3
10+ hits	8-1
Opponent 0-5 hits	1-0
6-9 hits	3-2
10+ hits	4-11
Hit 0 home runs	3-4
1 home run	1-5
2 home runs	1-3
3+ home runs	3-1

Opponent hit 0 home runs	3-2
1 home run	3-4
2 home runs	2-4
3+ home runs	0-3

Out-hit opponent	6-2
Out-hit by opponent	1-11
Hits are tied	1-0

Leave 0-5 runners on base	2-7
6-9 on base	3-5
10+ on base	3-1

Opponent leaves 0-5 runners on base	2-2
6-9 on base	2-8
10+ on base	4-3

Steals 0 bases	2-6
1 base	1-2
2 bases	1-4
3+ bases	4-1

Opponent steals 0 bases	3-6
1 base	3-5
2 bases	2-1
3+ bases	0-1

FIELDING

Made 0 errors	5-4
1 error	0-6
2 errors	1-2
3+ errors	2-1

Opponent made 0 errors	4-8
1 error	0-4
2 errors	3-1
3+ errors	1-0

LONGEST WIN STREAK	
LONGEST LOSING STREAK	
LONGEST HOME WINNING STREAK	
LONGEST HOME LOSING STREAK	
LONGEST ROAD WINNING STREAK	
LONGEST ROAD LOSING STREAK	
LARGEST MARGIN OF VICTORY	
LARGEST MARGIN OF DEFEAT	
LONGEST GAME, INNINGS	
LONGEST GAME, TIME	
LONGEST 9-INNING GAME, TIME	
SHORTEST 9-INNING GAME, TIME	
SHORTEST GAME, TIME	
LARGEST COMEBACK WIN	
LARGEST MARGIN OF LEAD SURRENDERED (LOSS)	
MOST ERRORS, TEAM	
MOST ERRORS, PLAYER	
LARGEST CROWD, HOME	
LARGEST CROWD, ROAD	
WARMEST FIRST PITCH	
COLDEST FIRST PITCH	

MOST RUNS SCORED, GAME	
MOST RUNS SCORED, INNING	
MOST CONSECUTIVE INNINGS SCORED	
FEWEST HITS, GAME	
MOST HITS, GAME	
MOST DOUBLES, GAME	
MOST TRIPLES, GAME	
MOST HOME RUNS, GAME	
MOST EXTRA-BASE HITS, GAME	
MOST RBI, GAME	
MOST RUNNERS LOB, GAME	
MOST TOTAL BASES, GAME	
MOST WALKS, GAME	
MOST STRIKEOUTS, GAME	
FEWEST STRIKEOUTS, GAME	
MOST STOLEN BASES, GAME	
MOST HIT BY PITCHES	

MOST RUNS, GAME	
MOST HITS, GAME	
MOST DOUBLES, GAME	
MOST TRIPLES, GAME	
MOST HOME RUNS, GAME	
MOST RBI, GAME	
MOST WALKS, GAME	
MOST STRIKEOUTS, GAME	
MOST STOLEN BASES, GAME	
MOST HIT BY PITCHES, GAME	

MOST RUNS ALLOWED, GAME	
MOST RUNS ALLOWED, INNING	
FEWEST HITS ALLOWED, GAME	
MOST HITS ALLOWED, GAME	
FEWEST STRIKEOUTS, GAME	
MOST STRIKEOUTS, GAME	
FEWEST WALKS ALLOWED, GAME	
MOST WALKS ALLOWED, GAME	
MOST HOME RUNS ALLOWED, GAME	

MOST RUNS ALLOWED, GAME	
MOST EARNED RUNS ALLOWED, GAME	
FEWEST HITS ALLOWED, GAME (STARTER)	
MOST HITS ALLOWED, GAME	
MOST HOME RUNS ALLOWED, GAME	
MOST STRIKEOUTS	
MOST CONSECUTIVE STRIKEOUTS	
MOST WALKS ALLOWED, GAME	
MOST HIT BATTERS, GAME	
MOST INNINGS PITCHED, STARTER	
MOST PITCHES THROWN, STARTER	
MOST INNINGS PITCHED, RELIEVER	
MOST PITCHES THROWN, RELIEVER	

TEAM HIGHS

3 Games	March 31 - April 2
5 Games	April 18 - April 22
3 Games	April 4 - April 6
5 Games	April 18 - April 22
2 Games	April 25 - April 26
11 Runs	4/1 @ Indianapolis (12-1 Win)
13 Runs	4/13 @ Iowa (14-1 Loss)
9 (21x)	Last: 4/26 @ Nashville (5-0 Loss)
3:16	4/14 @ Iowa (11-8 Win)
3:16	4/14 @ Iowa (11-8 Win)
2:14	4/25 @ Nashville (8-3 Loss)
2:14	4/25 @ Nashville (8-3 Loss)
5 Runs, After 1st	3/31 @ Indianapolis (8-6 Win)
3 Runs, After 6th	4/5 vs. Toledo (7-6 Loss)
3 (3x)	Last: 4/23 vs. Gwinnett (5-3 Win)
2, Maikel García	4/23 vs. Gwinnett (5-3 Win)
6,641	4/19 vs. Gwinnett (6-2 Loss)
8,095	3/31 @ Indianapolis (8-6 Win)
81 Degrees	4/13 @ Iowa (14-1 Loss)
35 Degrees	4/5 vs. Toledo (7-6 Loss)

OFFENSIVE HIGHS

13	4/8 vs. Toledo (13-8 Win)
7, 8th Inning	4/2 @ Indianapolis (8-3 Win)
5, 1st-5th Innings	4/7 vs. Toledo (9-4 Win)
3	4/20 vs. Gwinnett (9-3 Loss)
16	4/1 @ Indianapolis (12-1 Win)
5	4/12 @ Iowa (10-6 Win)
1 (3x)	Last: 4/6 vs. Toledo (8-5 Loss)
4 (2x)	Last: 4/12 @ Iowa (10-6 Win)
9	4/12 @ Iowa (10-6 Win)
13	4/8 vs. Toledo (13-8 Win)
14	3/31 @ Indianapolis (8-6 Win)
29	4/12 @ Iowa (10-6 Win)
11	4/20 vs. Gwinnett (9-3 Loss)
12 (4x)	Last: 4/25 @ Nashville (8-3 Loss)
6	4/13 @ Iowa (14-1 Loss)
4	4/23 vs. Gwinnett (5-3 Win)
2 (2x)	Last: 4/14 @ Iowa (11-8 Win)

INDIVIDUAL OFFENSIVE HIGHS

3 (4x)	Last: Nick Loftin, 4/14 @ Iowa (11-8 Win)
4, Freddy Fermin	4/11 @ Iowa (9-6 Loss)
2, Logan Porter	4/18 vs. Gwinnett (4-1 Loss)
1 (3x)	Last: Tucker Bradley, 4/6 vs. Toledo (8-5 Loss)
2 (2x)	Last: Freddy Fermin, 4/8 vs. Toledo (13-8 Win)
6, Freddy Fermin	4/8 vs. Toledo (13-8 Win)
3 (3x)	Last: Tyler Gentry, 4/20 vs. Gwinnett (9-3 Loss)
3 (11x)	Last: Nick Pratto, 4/25 @ Nashville (8-3 Loss)
3 (2x)	Last: Samad Taylor, 4/26 @ Nashville (5-0 Loss)
1 (9x)	Last: Nick Loftin, 4/25 @ Nashville (8-3 Loss)

PITCHING HIGHS

14	4/13 @ Iowa (14-1 Loss)
6 (2x)	Last: 2nd Inning, 4/13 @ Iowa (14-1 Loss)
5	4/1 @ Indianapolis (12-1 Win)
15	4/13 @ Iowa (14-1 Loss)
3	4/18 vs. Gwinnett (4-1 Loss)
14	4/14 @ Iowa (11-8 Win)
1	4/19 vs. Gwinnett (6-2 Loss)
8	4/6 vs. Toledo (8-5 Loss)
3 (3x)	Last: 4/9 vs. Toledo (8-2 Loss)

INDIVIDUAL PITCHING HIGHS

11, Jonathan Heasley	4/13 @ Iowa (14-1 Loss)
11, Jonathan Heasley	4/13 @ Iowa (14-1 Loss)
1 (2x)	Last: Jackson Kowar, 4/6 vs. Toledo (8-5 Loss)
9 (2x)	Last: Jonathan Heasley, 4/13 @ Iowa (14-1 Loss)
2 (6x)	Last: Jonathan Heasley, 4/13 @ Iowa (14-1 Loss)
7, Jonathan Heasley	4/19 vs. Gwinnett (6-2 Loss)
3 (5x)	Last: Austin Cox, 4/21 vs. Gwinnett (7-3 Loss)
4 (4x)	Last: Drew Parrish, 4/22 vs. Gwinnett (5-2 Loss)
2, Andrés Núñez	4/22 vs. Gwinnett (5-2 Loss)
7.0, Jonathan Heasley	4/19 vs. Gwinnett (6-2 Loss)
104, Jonathan Heasley	4/25 @ Nashville (8-3 Loss)
3.0 (2x)	Last: Jackson Kowar, 4/2 @ Indianapolis (8-3 Win)
65, Austin Cox	4/6 vs. Toledo (8-5 Loss)

^ Indicates All-Time Storm Chasers Record Tied

* Indicates All-Time Storm Chasers Record Set

STATCAST LEADERS

LONGEST MEASURED HOMER DISTANCE (TOP 5)			HIGHEST BATTED BALL EXIT VELOCITY (TOP 5)			HIGHEST PITCH VELOCITY (TOP 5)			HIGHEST PITCH SPIN RATE (TOP 5)		
Player	Distance (Pitcher)	Date	Player	Exit Velo (Batted Ball Type)	Date	Player	Pitch Velo (Pitch Result)	Date	Player	Spin Rate (Pitch Type)	Date
Freddy Fermin	428 (2-Run off Ashton Goudeau)	4/8 vs. TOL	CJ Alexander	115.3 (Double vs. Reese Olson)	4/7 vs. TOL	Jackson Kowar	99.3 (Justin Dean, Ball)	4/18 vs. GWN	Josh Dye	3,329 (81.2MPH Changeup vs. Joe Hudson)	4/21 vs. GWN
Nick Loftin	420 (Solo off Anthony Kay)	4/12 @ IOW	Dairon Blanco	109.6 (Double Play vs. Kervin Castro)	4/7 vs. TOL	Josh Staumont	99.1 (Jermaine Palacios, Strikeout)	4/9 vs. TOL	Mike Mayers	3,238 (82.1MPH Slider vs. Volmer Sánchez)	4/23 vs. GWN
Logan Porter	417 (Solo off Caleb Smith)	4/1 @ IND	Dairon Blanco	108.0 (Flyout vs. Will Vest)	4/8 vs. TOL	Jackson Kowar	99.0 (Justin Dean, Walk)	4/18 vs. GWN	Josh Staumont	3,058 (81.0MPH Curveball vs. Miguel Andujar)	3/31 @ IND
Tyler Gentry	417 (3-Run off Tyler Holton)	4/5 vs. TOL	Nick Loftin	107.3 (Single vs. Brendon Little)	4/14 @ IOW	Josh Staumont	98.9 (Jermaine Palacios, Foul Ball)	4/9 vs. TOL	Drew Parrish	3,000 (86.7MPH Sinker vs. Nick Solak)	4/22 vs. GWN
Dairon Blanco	411 (Solo off Mike Burrows)	4/2 @ IND	Freddy Fermin	107.2 (Double vs. Nick Burdi)	4/14 @ IOW	Josh Staumont	98.8 (Michael Papierski, Ball)	4/9 vs. TOL	Ryan Weiss	2,999 (81.5MPH Curveball vs. Jermaine Palacios)	4/5 vs. TOL

	OPPONENT	RESULT	SP	C	1B	2B	3B	SS	LF	CF	RF	DH
3/31	@ Indianapolis	W 8-6	Mike Mayers	Freddy Fermin	Nick Pratto	Samad Taylor	Nick Loftin	Maikel Garcia	Tucker Bradley	Dairon Blanco	Tyler Gentry	CJ Alexander
4/1	@ Indianapolis	W, 12-1	Austin Cox	Logan Porter	Nick Pratto	Angelo Castellano	Nick Loftin	Maikel Garcia	Dairon Blanco	Samad Taylor	Tyler Gentry	Jakson Reetz
4/2	@ Indianapolis	W, 8-3	Jonathan Heasley	Freddy Fermin	Nick Pratto	Samad Taylor	Nick Loftin	Maikel Garcia	Tucker Bradley	Dairon Blanco	Tyler Gentry	CJ Alexander
4/4	TOLEDO	L, 9-2	Max Castillo	Freddy Fermin	Nick Pratto	Samad Taylor	Nick Loftin	Maikel Garcia	Tucker Bradley	Dairon Blanco	Tyler Gentry	Freddy Fermin
4/5	TOLEDO	L, 7-6	Mike Mayers	Jakson Reetz	Logan Porter	Angelo Castellano	Nick Loftin	Maikel Garcia	Dairon Blanco	Samad Taylor	Tyler Gentry	Logan Porter
4/6	TOLEDO	L, 8-5	Jackson Kowar	Freddy Fermin	CJ Alexander	Samad Taylor	Nick Loftin	Maikel Garcia	Tucker Bradley	Dairon Blanco	Tyler Gentry	Logan Porter
4/7	TOLEDO	W, 9-4	Jonathan Heasley	Freddy Fermin	Logan Porter	Samad Taylor	Angelo Castellano	Maikel Garcia	Tucker Bradley	Dairon Blanco	CJ Alexander	Tyler Gentry
4/8	TOLEDO	W, 13-8	Drew Parrish	Freddy Fermin	Nick Pratto	Samad Taylor	Maikel Garcia	Angelo Castellano	Tyler Gentry	Dairon Blanco	Tyler Gentry	CJ Alexander
4/9	TOLEDO	L, 9-2	Max Castillo	Logan Porter	Nick Pratto	Samad Taylor	Angelo Castellano	Maikel Garcia	Tyler Gentry	Dairon Blanco	CJ Alexander	Jakson Reetz
4/11	@ Iowa	L, 9-6	Mike Mayers	Freddy Fermin	Nick Pratto	Samad Taylor	Nick Loftin	Maikel Garcia	Tucker Bradley	Dairon Blanco	Tyler Gentry	Logan Porter
4/12	@ Iowa	W, 10-6	Austin Cox	Logan Porter	Nick Pratto	Samad Taylor	Nick Loftin	Maikel Garcia	Tucker Bradley	Dairon Blanco	Tyler Gentry	CJ Alexander
4/13	@ Iowa	L, 14-1	Jonathan Heasley	Freddy Fermin	Nick Pratto	Angelo Castellano	Nick Loftin	Maikel Garcia	Tucker Bradley	Samad Taylor	CJ Alexander	Tyler Gentry
4/14	@ Iowa	W, 11-8	Drew Parrish	Freddy Fermin	CJ Alexander	Angelo Castellano	Nick Loftin	Maikel Garcia	Dairon Blanco	Samad Taylor	Tyler Gentry	Logan Porter
4/15	@ Iowa	cancelled/snow										
4/16 G1	@ Iowa	cancelled/snow										
4/16 G2	@ Iowa	cancelled/snow										
4/18	GWINNETT	L, 4-1	Mike Mayers	Freddy Fermin	Logan Porter	Nick Loftin	Maikel Garcia	Angelo Castellano	Nick Pratto	Samad Taylor	CJ Alexander	Tyler Gentry
4/19	GWINNETT	L, 6-2	Jonathan Heasley	Logan Porter	Nick Pratto	Samad Taylor	Nick Loftin	Angelo Castellano	Tucker Bradley	Dairon Blanco	Tyler Gentry	Jakson Reetz
4/20	GWINNETT	L, 9-3	Max Castillo	Freddy Fermin	Nick Pratto	Samad Taylor	Maikel Garcia	Angelo Castellano	Dairon Blanco	Samad Taylor	Tyler Gentry	Logan Porter
4/21	GWINNETT	L, 7-3	Austin Cox	Jakson Reetz	Nick Pratto	Nick Loftin	Maikel Garcia	Angelo Castellano	Tucker Bradley	Samad Taylor	Tyler Gentry	CJ Alexander
4/22	GWINNETT	L, 7-2	Drew Parrish	Logan Porter	CJ Alexander	Samad Taylor	Maikel Garcia	Angelo Castellano	Nick Pratto	Dairon Blanco	Tyler Gentry	Nick Loftin
4/23	GWINNETT	W, 5-3	Mike Mayers	Jakson Reetz	Nick Pratto	Nick Loftin	Maikel Garcia	Angelo Castellano	Tucker Bradley	Dairon Blanco	Tyler Gentry	CJ Alexander
4/25	@ Nashville	L, 8-3	Jonathan Heasley	Logan Porter	Nick Pratto	Nick Loftin	Maikel Garcia	Angelo Castellano	Tucker Bradley	Samad Taylor	Tyler Gentry	Dairon Blanco
4/26	@ Nashville	L, 5-0	Max Castillo	Logan Porter	Nick Pratto	Nick Loftin	Maikel Garcia	Angelo Castellano	Brewer Hicklen	Samad Taylor	Tyler Gentry	CJ Alexander
4/27	@ Nashville											
4/28	@ Nashville											
4/29	@ Nashville											
5/1	@ Nashville											
5/2	LOUISVILLE											
5/3	LOUISVILLE											
5/4	LOUISVILLE											
5/5	LOUISVILLE											
5/6	LOUISVILLE											
5/7	LOUISVILLE											
5/8	@ Scranton/WB											
5/10	@ Scranton/WB											
5/11	@ Scranton/WB											
5/12	@ Scranton/WB											
5/13	@ Scranton/WB											
5/14	@ Scranton/WB											
5/16	TOLEDO											
5/17	TOLEDO											
5/18	TOLEDO											
5/19	TOLEDO											
5/20	TOLEDO											
5/21	TOLEDO											
5/23	@ St. Paul											
5/24	@ St. Paul											
5/25	@ St. Paul											
5/26	@ St. Paul											
5/27	@ St. Paul											
5/28	@ St. Paul											
5/30	MEMPHIS											
5/31	MEMPHIS											
6/1	MEMPHIS											
6/2	MEMPHIS											
6/3	MEMPHIS											
6/4	MEMPHIS											
6/6	@ Indianapolis	L, 4-1	Jonathan Heasley	Logan Porter	Nick Pratto	Samad Taylor	Nick Loftin	Angelo Castellano	Nick Pratto	Samad Taylor	CJ Alexander	Tyler Gentry
6/8	@ Indianapolis	L, 9-3	Max Castillo	Freddy Fermin	Nick Pratto	Samad Taylor	Nick Loftin	Angelo Castellano	Dairon Blanco	Samad Taylor	Tyler Gentry	Logan Porter
6/9	@ Indianapolis	L, 7-3	Austin Cox	Jakson Reetz	Nick Pratto	Nick Loftin	Maikel Garcia	Angelo Castellano	Tucker Bradley	Samad Taylor	Tyler Gentry	CJ Alexander
6/10	@ Indianapolis	L, 7-3	Drew Parrish	Logan Porter	CJ Alexander	Samad Taylor	Maikel Garcia	Angelo Castellano	Nick Pratto	Dairon Blanco	Tyler Gentry	Nick Loftin
6/11	@ Indianapolis	L, 7-2	Mike Mayers	Jakson Reetz	Nick Pratto	Nick Loftin	Maikel Garcia	Angelo Castellano	Tucker Bradley	Dairon Blanco	Tyler Gentry	CJ Alexander
6/13	COLUMBUS											
6/14	COLUMBUS											
6/15	COLUMBUS											
6/16	COLUMBUS											
6/17	COLUMBUS											
6/18	COLUMBUS											
6/20	@ Rochester											
6/21	@ Rochester											
6/22	@ Rochester											
6/23	@ Rochester											
6/24	@ Rochester											
6/25	@ Rochester											
6/28	IOWA											
6/29	IOWA											
6/30	IOWA											
7/1	IOWA											
7/2	IOWA											
7/3	IOWA											
7/4	@ Gwinnett											
7/5	@ Gwinnett											
7/6	@ Gwinnett											
7/7	@ Gwinnett											
7/8	@ Gwinnett											
7/9	@ Gwinnett											
7/14	INDIANAPOLIS											
7/15	INDIANAPOLIS											
7/16	INDIANAPOLIS											
7/18	ST. PAUL											
7/19	ST. PAUL											
7/20	ST. PAUL											
7/21	ST. PAUL											
7/22	ST. PAUL											
7/23	ST. PAUL											
7/25	@ Columbus											
7/26	@ Columbus											
7/27	@ Columbus											
7/28	@ Columbus											
7/29	@ Columbus											
7/30	@ Columbus											
8/1	@ Louisville											
8/2	@ Louisville											
8/3	@ Louisville											
8/4	@ Louisville											
8/5	@ Louisville											
8/6	@ Louisville											
8/8	IOWA											
8/9	IOWA											
8/10	IOWA											
8/11	IOWA											
8/12	IOWA											
8/13	IOWA											
8/15	@ Toledo											
8/16	@ Toledo											
8/17	@ Toledo											
8/18	@ Toledo											
8/19	@ Toledo											
8/20	@ Toledo											
8/22	ST. PAUL											
8/23	ST. PAUL											
8/24	ST. PAUL											
8/25	ST. PAUL											
8/26	ST. PAUL											
8/27	ST. PAUL											
8/29	LOUISVILLE											
8/30	LOUISVILLE											
8/31	LOUISVILLE											
9/1	LOUISVILLE											
9/2	LOUISVILLE											
9/3	LOUISVILLE											
9/5	@ Iowa											
9/6	@ Iowa											
9/7	@ Iowa											
9/8	@ Iowa											
9/9	@ Iowa											
9/10	@ Iowa											
9/12	INDIANAPOLIS											
9/13	INDIANAPOLIS											
9/14	INDIANAPOLIS											
9/15	INDIANAPOLIS											
9/16	INDIANAPOLIS											
9/17	INDIANAPOLIS											
9/19	@ Columbus											
9/20	@ Columbus											
9/21	@ Columbus											
9/22	@ Columbus											
9/23	@ Columbus											
9/24	@ Columbus											

LF

Tucker Bradley, 13 (6-7)
Dairon Blanco, 4 (2-2)
Nick Pratto, 2 (0-2)
Tyler Gentry, 1 (0-1)
Brewer Hicklen, 1 (0-1)

CF

Dairon Blanco, 12 (6-6)
Samad Taylor, 9 (2-7)

RF

Tyler Gentry, 17 (7-10)
CJ Alexander, 4 (1-3)

SS

Maikel Garcia, 12 (6-6)
Angelo Castellano, 9 (2-7)

2B

Samad Taylor, 11 (5-6)
Nick Loftin, 6 (1-5)
Angelo Castellano, 4 (2-2)

SP

Jonathan Heasley, 5 (2-3)
Mike Mayers, 5 (2-3)
Max Castillo, 4 (0-4)
Austin Cox, 3 (2-1)
Drew Parrish, 3 (2-1)
Jackson Kowar, 1 (0-1)

3B

Nick Loftin, 11 (5-6)
Maikel Garcia, 8 (2-6)
Angelo Castellano, 2 (1-1)

1B

Nick Pratto, 15 (6-9)
CJ Alexander, 3 (1-2)
Logan Porter, 3 (1-2)

DH

CJ Alexander, 8 (5-3)
Logan Porter, 4 (1-3)
Tyler Gentry, 3 (1-2)
Jakson Reetz, 3 (1-2)
Dairon Blanco, 1 (0-1)
Freddy Fermin, 1 (0-1)
Nick Loftin, 1 (0-1)

C

Freddy Fermin, 11 (5-6)
Logan Porter, 7 (2-5)
Jakson Reetz, 3 (1-2)

1	2	3	4	5	6	7	8	9
Samad Taylor, 20 (7-13) Dairon Blanco, 1 (1-0)	Maikel Garcia, 20 (8-12) Nick Loftin, 1 (0-1)	Tyler Gentry, 17 (5-12) Nick Pratto, 4 (3-1)	Nick Pratto, 13 (4-9) Tyler Gentry, 4 (3-1) Logan Porter, 3 (1-2) CJ Alexander, 1 (0-1)	Nick Loftin, 16 (5-11) CJ Alexander, 3 (3-0) Logan Porter, 1 (0-1) Nick Pratto, 1 (0-1)	CJ Alexander, 9 (4-5) Logan Porter, 7 (1-6) Freddy Fermin, 2 (2-0) Jakson Reetz, 2 (0-2) Nick Loftin, 1 (1-0)	Freddy Fermin, 10 (3-7) Dairon Blanco, 5 (2-3) Jakson Reetz, 3 (2-1) Logan Porter, 2 (1-1) CJ Alexander, 1 (0-1)	Dairon Blanco, 12 (6-6) Tucker Bradley, 4 (2-2) Angelo Castellano, 2 (0-2) CJ Alexander, 1 (0-1) Brewer Hicklen, 1 (0-1) Jakson Reetz, 1 (0-1)	Angelo Castellano, 13 (5-8) Tucker Bradley, 8 (3-5)

PLAYER	GS	POSITION										BATTING ORDER								
		C	1B	2B	3B	SS	LF	CF	RF	OF	DH	1ST	2ND	3RD	4TH	5TH	6TH	7TH	8TH	9TH
Tyler Gentry	21					1		17	18		3		17	4						
Samad Taylor	20			11				9		9		20								
Maikel Garcia	20				8	12						20								
Nick Loftin	18			6	11						1	1				16	1			
Dairon Blanco	17					4	12		16		1	1					5	11		
Nick Pratto	17		15			2			2				4	12	1					
CJ Alexander	15		3						4	4	8				1	3	9	1	1	
Angelo Castellano	15			4	2	9													2	13
Logan Porter	14	7	3								4			4	1	7	2			
Tucker Bradley	13					13			13										5	8
Freddy Fermin	12	11									1						2	10		
Jakson Reetz	6	3									3						2	3	1	
Brewer Hicklen	1					1				1									1	

OUTFIELD ASSISTS (4)

DAIRON BLANCO (1)	CF	1
TUCKER BRADLEY (1)	LF	1
TYLER GENTRY (1)	RF	1
SAMAD TAYLOR (1)	CF	1

OF LINEUP COMBOS

21 Games

20 Unique Lineup Combinations Used

MOST USED LINEUP (2x)

PLAYER	Pos.
1. Samad Taylor	2B
2. Maikel Garcia	SS
3. Nick Pratto	1B
4. Tyler Gentry	RF
5. Nick Loftin	3B
6. CJ Alexander	DH
7. Freddy Fermin	C
8. Dairon Blanco	CF
9. Tucker Bradley	LF

STORM CHASERS POSITION PRODUCTION

	AVG	AB	H	TB	2B	3B	HR	RBI	BB	SO	OBP	SLG	OPS	SAC	SF	HBP	GIDP
C	.250	76	19	38	4	0	5	14	8	22	.329	.500	.829	0	0	1	1
1B	.203	79	16	37	4	1	5	11	10	20	.290	.468	.758	0	3	1	2
2B	.268	82	22	35	5	1	2	13	8	19	.341	.427	.768	0	0	1	1
3B	.265	83	22	41	4	0	5	16	9	11	.333	.494	.827	0	1	0	4
SS	.289	76	22	35	7	0	2	19	12	23	.378	.461	.839	0	2	0	0
LF	.232	69	16	26	2	1	2	6	12	19	.361	.377	.738	0	0	2	4
CF	.309	81	25	33	5	0	1	4	8	18	.380	.407	.787	0	1	2	4
RF	.188	80	15	24	3	0	2	10	15	24	.320	.300	.620	0	1	1	2
DH	.289	76	22	41	7	0	4	13	11	26	.386	.539	.925	0	0	1	1

STORM CHASERS BATTING ORDER PRODUCTION

	AVG	AB	H	TB	2B	3B	HR	RBI	BB	SO	OBP	SLG	OPS	SAC	SF	HBP	GIDP
1st	.341	88	30	44	6	1	2	16	9	19	.404	.500	.904	0	1	1	2
2nd	.256	82	21	30	6	0	1	16	16	21	.374	.366	.740	0	1	0	2
3rd	.205	78	16	26	2	1	2	12	18	24	.364	.333	.697	0	1	2	2
4th	.183	82	15	33	3	0	5	11	9	22	.255	.402	.657	0	3	0	3
5th	.294	85	25	49	6	0	6	15	3	19	.330	.576	.906	0	1	2	3
6th	.263	80	21	45	6	0	6	11	6	24	.314	.563	.877	0	0	0	1
7th	.219	73	16	27	5	0	2	11	9	16	.321	.370	.691	0	0	2	2
8th	.258	66	17	24	4	0	1	2	15	21	.410	.364	.774	0	0	2	2
9th	.268	71	19	34	4	1	3	14	8	17	.338	.479	.817	0	1	0	2

GM #	MARCH	OPPONENT	SCORE	RECORD	STANDINGS	WIN	LOSS	SAVE	TEMP.	1ST PITCH	TIME	ATT.	HOME ATT.	STORM CHASERS				OPPONENT			
														R	H	E	LO	R	H	E	LO
1	3/31	@ Indianapolis	W, 8-6	1-0	1st +0.5	C. Snider (1-0)	Y. De Los Santos (0-1)	J. Staumont (1)	66°	7:05 PM	2:54	8,095		8	12	0	14	6	11	2	7
GM #	APRIL	OPPONENT	SCORE	RECORD	STANDINGS	WIN	LOSS	SAVE	TEMP.	1ST PITCH	TIME	ATT.	HOME ATT.	STORM CHASERS				OPPONENT			
														R	H	E	LO	R	H	E	LO
2	4/1	@ Indianapolis	W, 12-1	2-0	1st +1.0	D. Parrish (1-0)	C. Smith (0-1)	-	42°	1:37 PM	2:26	4,012		12	16	0	11	1	5	2	3
3	4/2	@ Indianapolis	W, 8-3	3-0	1st +1.0	J. Kowar (1-0)	D. Zamora (0-1)	-	49°	1:36 PM	2:53	4,240		8	12	0	9	3	11	2	10
4	4/4	TOLEDO	L, 9-2	3-1	2nd -0.5	B. White (1-0)	M. Castillo (0-1)	-	55°	6:42 PM	2:27	3,200	3,200	2	6	0	6	9	12	0	5
5	4/5	TOLEDO	L, 7-6	3-2	2nd -1.0	T. Holton (1-0)	R. Weiss (0-1)	M. Díaz (2)	35°	12:07 PM	2:40	1,405	4,605	6	8	2	6	7	12	1	9
6	4/6	TOLEDO	L, 8-5	3-3	3rd -2.0	J. Fry (1-0)	J. Kowar (1-1)	M. Del Pozo (1)	45°	12:06 PM	2:48	1,607	6,212	5	7	1	4	8	10	2	9
7	4/7	TOLEDO	W, 9-4	4-3	2nd -1.0	J. Heasley (1-0)	R. Olson (0-2)	-	70°	6:35 PM	2:35	1,968	8,180	9	12	0	6	4	9	0	11
8	4/8	TOLEDO	W, 13-8	5-3	2nd -0.5	M. Martinez (1-0)	M. Lorenzen (0-1)	-	71°	2:05 PM	2:49	2,070	10,250	13	12	3	4	8	13	0	12
9	4/9	TOLEDO	L, 8-2	5-4	2nd -1.5	T. Holton (2-0)	M. Castillo (0-2)	-	73°	2:11 PM	2:57	2,119	12,369	2	6	3	12	8	13	0	11
10	4/11	@ Iowa	L, 9-6	5-5	5th -2.5	R. Elias (1-0)	M. Mayers (0-1)	M. Rodriguez (1)	79°	6:38 PM	2:34	3,557		6	10	0	6	9	7	1	6
11	4/12	@ Iowa	W, 10-6	6-5	5th -1.5	J. Kowar (2-0)	R. Thompson (0-1)	-	77°	12:09 PM	2:26	4,085		10	12	0	5	6	8	0	4
12	4/13	@ Iowa	L, 14-1	6-6	6th -2.5	N. Neidert (1-1)	J. Heasley (1-1)	-	81°	6:38 PM	2:18	3,647		1	6	1	4	14	15	0	8
13	4/14	@ Iowa	W, 11-8	7-6	6th -2.0	C. Snider (2-0)	M. Rodriguez (1-1)	N. Wittgren (1)	79°	7:09 PM	3:16	6,257		11	11	2	10	8	11	3	10
14	4/15	@ Iowa	PPD/Rain (To be made up April 16)																		
14	4/16	@ Iowa	Cancelled/Snow																		
15	4/16	@ Iowa	Cancelled/Snow																		
14	4/18	GWINNETT	L, 4-1	7-7	5th -3.0	T. Tice (2-0)	J. Kowar (2-2)	Y. Rios (1)	70°	6:39 PM	2:24	1,703	14,072	1	7	1	8	4	6	0	8
15	4/19	GWINNETT	L, 6-2	7-8	5th -4.0	B. Burrows (1-0)	J. Heasley (1-2)	-	70°	12:05 PM	2:15	6,641	20,713	2	6	0	5	6	10	0	3
16	4/20	GWINNETT	L, 9-3	7-9	6th -4.5	B. Moran (1-0)	M. Castillo (0-3)	-	56°	6:37 PM	2:47	2,026	22,739	3	3	1	10	9	10	1	5
17	4/21	GWINNETT	L, 7-3	7-10	7th -6.0	A. Winans (1-2)	E. Sisk (0-1)	-	44°	6:36 PM	3:01	2,041	24,780	3	9	2	9	7	11	0	8
18	4/22	GWINNETT	L, 5-2	7-11	6th -7.0	D. Dodd (1-0)	A. Núñez (0-1)	Y. Rios (2)	42°	2:06 PM	2:27	3,025	27,805	2	4	1	2	5	10	0	10
19	4/23	GWINNETT	W, 5-3	8-11	6th -6.0	M. Mayers (1-1)	N. Kingham (0-3)	N. Wittgren (2)	49°	2:06 PM	2:23	2,046	29,851	5	12	3	6	3	8	0	9
20	4/25	@ Nashville	L, 8-3	9-11	6th -7.0	R. Gasser (1-0)	J. Heasley (1-3)	-	67°	6:39 PM	2:14	4,127		3	5	1	3	8	11	0	6
21	4/26	@ Nashville	L, 5-0	8-12	7th -7.0	C. Boushley (1-1)	M. Castillo (0-4)	-	68°	6:37 PM	2:27	5,455		0	4	0	5	5	11	1	8
22	4/27	@ Nashville																			
23	4/28	@ Nashville																			
24	4/29	@ Nashville																			
25	4/30	@ Nashville																			

APRIL Hitting Results: // APRIL Pitching Results:

GM #	MAY	OPPONENT	SCORE	RECORD	STANDINGS	WIN	LOSS	SAVE	TEMP.	1ST PITCH	TIME	ATT.	HOME ATT.	STORM CHASERS				OPPONENT			
														R	H	E	LO	R	H	E	LO
26	5/2	LOUISVILLE																			
27	5/3	LOUISVILLE																			
28	5/4	LOUISVILLE																			
29	5/5	LOUISVILLE																			
30	5/6	LOUISVILLE																			
31	5/7	LOUISVILLE																			
32	5/9	@ Scranton/WB																			
33	5/10	@ Scranton/WB																			
34	5/11	@ Scranton/WB																			
35	5/12	@ Scranton/WB																			
36	5/13	@ Scranton/WB																			
37	5/14	@ Scranton/WB																			
38	5/16	TOLEDO																			
39	5/17	TOLEDO																			
40	5/18	TOLEDO																			
41	5/19	TOLEDO																			
42	5/20	TOLEDO																			
43	5/21	TOLEDO																			
44	5/23	@ St. Paul																			
45	5/24	@ St. Paul																			
46	5/25	@ St. Paul																			
47	5/26	@ St. Paul																			
48	5/27	@ St. Paul																			
49	5/28	@ St. Paul																			
50	5/30	MEMPHIS																			
51	5/31	MEMPHIS																			

MAY Hitting Results: // MAY Pitching Results:

GM #	JUNE	OPPONENT	SCORE	RECORD	STANDINGS	WIN	LOSS	SAVE	TEMP.	1ST PITCH	TIME	ATT.	HOME ATT.	STORM CHASERS				OPPONENT			
														R	H	E	LO	R	H	E	LO
52	6/1	MEMPHIS																			
53	6/2	MEMPHIS																			
54	6/3	MEMPHIS																			
55	6/4	MEMPHIS																			
56	6/6	@ Indianapolis																			
57	6/7	@ Indianapolis																			
58	6/8	@ Indianapolis																			
59	6/9	@ Indianapolis																			
60	6/10	@ Indianapolis																			
61	6/11	@ Indianapolis																			
62	6/13	COLUMBUS																			
63	6/14	COLUMBUS																			
64	6/15	COLUMBUS																			
65	6/16	COLUMBUS																			
66	6/17	COLUMBUS																			
67	6/18	COLUMBUS																			
68	6/20	@ Rochester																			
69	6/21	@ Rochester																			
70	6/22	@ Rochester																			
71	6/23	@ Rochester																			
72	6/24	@ Rochester																			
73	6/25	@ Rochester																			

1ST HALF Hitting Results: // 1ST HALF Pitching Results:

[illegible]

JUNE Hitting Results: TBD// JUNE Pitching Results: TBD

[illegible]

JULY Hitting Results: TBD // JULY Pitching Results: TBD

[illegible]

AUGUST Hitting Results: TBD // AUGUST Pitching Results: TBD

[illegible]

SEPTEMBER Hitting Results: TBD // SEPTEMBER Pitching Results: TBD
2ND HALF Hitting Results: TBD // 2ND HALF Pitching Results: TBD

DATE	OPPONENT	RESULT	IP	H	R	ER	BB	SO	2B	3B	HR	TB	AVG	WHIP	WP	BK	HB	GIDP	IBB	TBF	SV	SVO	ERA (SEASON)
3/31	@ Indianapolis	W, 8-6	9.0	11	6	6	2	7	4	0	1	18	(.297)	(1.44)	0	1	1	1	0	40	1	1	6.00
4/1	@ Indianapolis	W, 12-1	9.0	5	1	1	2	8	1	0	0	6	(.185)	(0.78)	0	0	2	5	0	31	0	0	3.50
4/2	@ Indianapolis	W, 8-3	9.0	11	3	3	5	10	1	1	1	17	(.314)	(1.78)	0	0	0	3	0	40	0	0	3.33
4/4	TOLEDO	L, 9-2	9.0	12	9	9	4	8	6	0	3	27	(.324)	(1.78)	0	0	0	1	0	41	0	0	4.75
4/5	TOLEDO	L, 7-6	9.0	12	7	6	5	10	3	0	1	18	(.316)	(1.89)	1	0	0	2	0	43	0	1	5.00
4/6	TOLEDO	L, 8-5	9.0	10	8	8	8	12	3	0	3	22	(.286)	(2.00)	0	0	0	1	0	44	0	0	5.50
4/7	TOLEDO	W, 9-4	9.0	9	4	4	5	8	0	2	1	16	(.250)	(1.56)	1	0	1	0	0	42	0	0	5.29
4/8	TOLEDO	W, 13-8	9.0	13	8	7	4	8	2	0	0	15	(.317)	(1.89)	0	1	2	1	0	47	0	0	5.50
4/9	TOLEDO	L, 8-2	9.0	13	8	6	4	10	2	0	3	24	(.317)	(1.89)	0	0	1	1	0	46	0	0	5.56
4/11	@ Iowa	L, 9-6	8.0	7	9	9	7	10	3	0	2	16	(.226)	(1.75)	0	0	1	0	0	39	0	0	5.97
4/12	@ Iowa	W, 10-6	9.0	8	6	6	2	10	2	1	2	18	(.235)	(1.11)	0	0	1	1	0	37	0	0	5.97
4/13	@ Iowa	L, 14-1	8.0	15	14	12	4	8	7	0	2	28	(.375)	(2.38)	0	0	2	0	0	46	0	0	6.54
4/14	@ Iowa	W, 11-8	9.0	11	8	7	4	14	2	0	2	19	(.297)	(1.67)	1	0	2	0	1	45	1	1	6.57
4/15	@ Iowa	PPD/Rain																					
4/16 G1	@ Iowa	Cancelled/Snow																					
4/16 G2	@ Iowa	Cancelled/Snow																					
4/18	GWINNETT	L, 4-1	9.0	6	4	4	6	3	0	1	0	8	(.207)	(1.33)	2	0	0	0	0	39	0	0	6.39
4/19	GWINNETT	L, 6-2	9.0	10	6	6	1	9	3	0	2	19	(.286)	(1.22)	0	0	0	1	0	36	0	0	6.36
4/20	GWINNETT	L, 9-3	9.0	10	9	6	5	7	1	1	1	16	(.286)	(1.67)	2	0	0	1	0	41	0	0	6.34
4/21	GWINNETT	L, 7-3	9.0	11	7	4	4	8	4	0	1	18	(.297)	(1.67)	4	1	0	2	0	42	0	0	6.20
4/22	GWINNETT	L, 5-2	9.0	10	5	4	5	5	1	0	1	14	(.294)	(1.67)	0	0	2	1	0	42	0	0	6.08
4/23	GWINNETT	W, 5-3	9.0	8	3	3	3	7	2	0	0	10	(.229)	(1.22)	2	0	0	1	0	39	1	1	5.91
4/25	@ Nashville	L, 8-3	8.0	11	8	8	3	5	2	1	2	21	(.333)	(1.75)	0	0	0	0	0	38	0	0	6.05
4/26	@ Nashville	L, 5-0	8.0	11	5	5	3	5	3	0	1	17	(.324)	(1.75)	0	0	0	0	0	37	0	0	6.03
4/27	@ Nashville																						
4/28	@ Nashville																						
4/29	@ Nashville																						
4/30	@ Nashville																						
5/2	LOUISVILLE																						
5/3	LOUISVILLE																						
5/4	LOUISVILLE																						
5/5	LOUISVILLE																						
5/6	LOUISVILLE																						
5/7	LOUISVILLE																						
5/9	@ Scranton/WB																						
5/10	@ Scranton/WB																						
5/11	@ Scranton/WB																						
5/12	@ Scranton/WB																						
5/13	@ Scranton/WB																						
5/14	@ Scranton/WB																						
5/16	TOLEDO																						
5/17	TOLEDO																						
5/18	TOLEDO																						
5/19	TOLEDO																						
5/20	TOLEDO																						
5/21	TOLEDO																						
5/23	@ St. Paul																						
5/24	@ St. Paul																						
5/25	@ St. Paul																						
5/26	@ St. Paul																						
5/27	@ St. Paul																						
5/28	@ St. Paul																						
5/30	MEMPHIS																						
5/31	MEMPHIS																						
6/1	MEMPHIS																						
6/2	MEMPHIS																						
6/3	MEMPHIS																						
6/4	MEMPHIS																						
6/6	@ Indianapolis																						
6/7	@ Indianapolis																						
6/8	@ Indianapolis																						
6/9	@ Indianapolis																						
6/10	@ Indianapolis																						
6/11	@ Indianapolis																						
6/13	COLUMBUS																						
6/14	COLUMBUS																						
6/15	COLUMBUS																						
6/16	COLUMBUS																						
6/17	COLUMBUS																						
6/18	COLUMBUS																						
6/20	@ Rochester																						
6/21	@ Rochester																						
6/22	@ Rochester																						
6/23	@ Rochester																						
6/24	@ Rochester																						
6/25	@ Rochester																						

DATE	OPPONENT	RESULT	AB	R	H	TB	2B	3B	HR	RBI	BB	IBB	SO	SB	CS	HBP	SAC	SF	GIDP	LOB	AVG (SEASON)
3/31	@ Indianapolis	W, 8-6	40	8	12	16	2	1	0	8	9	0	12	5	0	0	0	0	0	14	.300
4/1	@ Indianapolis	W, 12-1	42	12	16	24	2	0	2	12	6	0	10	3	0	0	0	2	0	11	.341
4/2	@ Indianapolis	W, 8-3	39	8	12	22	1	0	3	8	4	0	5	2	0	1	0	0	0	9	.331
4/4	TOLEDO	L, 9-2	29	2	6	12	1	1	1	2	6	0	7	2	0	0	0	0	4	6	.307
4/5	TOLEDO	L, 7-6	34	6	8	18	1	0	3	6	4	0	10	1	1	1	0	0	1	6	.293
4/6	TOLEDO	L, 8-5	32	5	7	15	0	1	2	3	3	0	12	2	1	0	0	1	1	4	.282
4/7	TOLEDO	W, 9-4	34	9	12	18	3	0	1	8	4	0	11	0	0	0	0	1	1	6	.292
4/8	TOLEDO	W, 13-8	36	13	12	26	2	0	4	13	5	0	9	0	0	0	0	0	0	4	.297
4/9	TOLEDO	L, 8-2	33	2	6	11	2	0	1	2	6	0	12	0	0	2	0	0	0	12	.285
4/11	@ Iowa	L, 9-6	38	6	10	20	4	0	2	6	1	0	6	0	0	0	0	0	0	6	.283
4/12	@ Iowa	W, 10-6	38	10	12	29	5	0	4	10	3	0	9	1	1	1	0	0	0	5	.286
4/13	@ Iowa	L, 14-1	31	1	6	12	3	0	1	1	1	0	4	0	0	0	0	0	1	4	.279
4/14	@ Iowa	W, 11-8	38	11	11	14	3	0	0	10	7	0	7	5	1	2	0	1	0	10	.280
4/15	@ Iowa	PPD/Rain																			
4/16 G1	@ Iowa	Cancelled/Snow																			
4/16 G2	@ Iowa	Cancelled/Snow																			
4/18	GWINNETT	L, 4-1	31	1	7	10	3	0	0	1	3	0	10	0	1	1	0	1	1	8	.277
4/19	GWINNETT	L, 6-2	31	2	6	14	2	0	2	2	3	0	7	2	0	0	0	0	1	5	.272
4/20	GWINNETT	L, 9-3	27	3	3	4	1	0	0	3	11	0	10	2	0	0	0	2	1	10	.264
4/21	GWINNETT	L, 7-3	35	3	9	13	1	0	1	3	4	0	8	1	0	0	0	0	1	9	.264
4/22	GWINNETT	L, 5-2	27	2	4	8	1	0	1	2	4	0	8	0	1	0	0	0	3	2	.259
4/23	GWINNETT	W, 5-3	31	5	12	15	3	0	0	5	4	0	7	6	1	0	0	0	0	6	.265
4/25	@ Nashville	L, 8-3	29	3	5	6	1	0	0	3	3	0	12	0	0	1	0	0	2	3	.261
4/26	@ Nashville	L, 5-0	30	0	4	5	1	0	0	0	2	0	7	3	0	0	0	0	2	5	.255
4/27	@ Nashville																				
4/28	@ Nashville																				
4/29	@ Nashville																				
4/30	@ Nashville																				
5/2	LOUISVILLE																				
5/3	LOUISVILLE																				
5/4	LOUISVILLE																				
5/5	LOUISVILLE																				
5/6	LOUISVILLE																				
5/7	LOUISVILLE																				
5/9	@ Scranton/WB																				
5/10	@ Scranton/WB																				
5/11	@ Scranton/WB																				
5/12	@ Scranton/WB																				
5/13	@ Scranton/WB																				
5/14	@ Scranton/WB																				
5/16	TOLEDO																				
5/17	TOLEDO																				
5/18	TOLEDO																				
5/19	TOLEDO																				
5/20	TOLEDO																				
5/21	TOLEDO																				
5/23	@ St. Paul																				
5/24	@ St. Paul																				
5/25	@ St. Paul																				
5/26	@ St. Paul																				
5/27	@ St. Paul																				
5/28	@ St. Paul																				
5/30	MEMPHIS																				
5/31	MEMPHIS																				
6/1	MEMPHIS																				
6/2	MEMPHIS																				
6/3	MEMPHIS																				
6/4	MEMPHIS																				
6/6	@ Indianapolis																				
6/7	@ Indianapolis																				
6/8	@ Indianapolis																				
6/9	@ Indianapolis																				
6/10	@ Indianapolis																				
6/11	@ Indianapolis																				
6/13	COLUMBUS																				
6/14	COLUMBUS																				
6/15	COLUMBUS																				
6/16	COLUMBUS																				
6/17	COLUMBUS																				
6/18	COLUMBUS																				
6/20	@ Rochester																				
6/21	@ Rochester																				
6/22	@ Rochester																				
6/23	@ Rochester																				
6/24	@ Rochester																				
6/25	@ Rochester																				

HITTING

SERIES	OPPONENT	DATES	AVG	G	AB	R	H	TB	2B	3B	HR	RBI	BB	IBB	SO	SB	CS	OBP	SLG	OPS	PA	SAC	SF	HBP	GIDP
SERIES 1	@ Indianapolis	3/31 - 4/2	.331	3	121	28	40	62	5	1	5	28	19	0	27	10	0	.420	.512	.932	143	0	2	1	0
SERIES 2	TOLEDO	4/4 - 4/9	.258	6	198	37	51	100	9	2	12	34	28	0	61	5	2	.355	.505	.860	231	0	2	3	7
SERIES 3	@ Iowa	4/11 - 4/16	.269	4	145	28	39	75	15	0	7	27	12	0	26	6	2	.335	.517	.852	161	0	1	3	1
SERIES 4	GWINNETT	4/18 - 4/23	.225	6	182	16	41	64	11	0	4	16	29	0	50	11	3	.330	.352	.682	215	0	3	1	7
SERIES 5	@ Nashville	4/25 - 4/30																							
SERIES 6	LOUISVILLE	5/2 - 5/7																							
SERIES 7	@ Scranton/WB	5/9 - 5/14																							
SERIES 8	TOLEDO	5/16 - 5/21																							
SERIES 9	@ St. Paul	5/23 - 5/28																							
SERIES 10	MEMPHIS	5/30 - 6/4																							
SERIES 11	@ Indianapolis	6/6 - 6/11																							
SERIES 12	COLUMBUS	6/13 - 6/18																							
SERIES 13	@ Rochester	6/20 - 6/25																							
SERIES 14	IOWA	6/28 - 7/3																							
SERIES 15	@ Gwinnett	7/4 - 7/9																							
SERIES 16	INDIANAPOLIS	7/14 - 7/16																							
SERIES 17	ST. PAUL	7/18 - 7/23																							
SERIES 18	@ Columbus	7/25 - 7/30																							
SERIES 19	@ Louisville	8/1 - 8/6																							
SERIES 20	IOWA	8/8 - 8/13																							
SERIES 21	@ Toledo	8/15 - 8/20																							
SERIES 22	ST. PAUL	8/22 - 8/27																							
SERIES 23	LOUISVILLE	8/29 - 9/3																							
SERIES 24	@ Iowa	9/5 - 9/10																							
SERIES 25	INDIANAPOLIS	9/12 - 9/17																							
SERIES 26	@ Columbus	9/19 - 9/24																							

PITCHING

SERIES	OPPONENT	DATES	W	L	ERA	G	GS	CG	SHO	GF	HLD	SV	SVO	IP	H	R	ER	HR	HB	BB	IBB	SO	AVG	WP	BK	GIDP
SERIES 1	@ Indianapolis	3/31 - 4/2	3	0	3.33	3	3	0	0	3	0	1	1	27.0	27	10	10	2	3	9	0	25	.273	0	1	9
SERIES 2	TOLEDO	4/4 - 4/9	2	4	6.67	6	6	0	0	6	0	0	1	54.0	69	44	40	11	4	30	0	56	.303	2	1	6
SERIES 3	@ Iowa	4/11 - 4/16	2	2	9.00	4	4	0	0	4	2	1	1	34.0	41	37	34	8	6	17	1	42	.289	1	0	1
SERIES 4	GWINNETT	4/18 - 4/23	1	5	4.50	6	6	0	0	6	3	1	1	54.0	55	34	27	5	2	24	0	39	.268	10	1	6
SERIES 5	@ Nashville	4/25 - 4/30																								
SERIES 6	LOUISVILLE	5/2 - 5/7																								
SERIES 7	@ Scranton/WB	5/9 - 5/14																								
SERIES 8	TOLEDO	5/16 - 5/21																								
SERIES 9	@ St. Paul	5/23 - 5/28																								
SERIES 10	MEMPHIS	5/30 - 6/4																								
SERIES 11	@ Indianapolis	6/6 - 6/11																								
SERIES 12	COLUMBUS	6/13 - 6/18																								
SERIES 13	@ Rochester	6/20 - 6/25																								
SERIES 14	IOWA	6/28 - 7/3																								
SERIES 15	@ Gwinnett	7/4 - 7/9																								
SERIES 16	INDIANAPOLIS	7/14 - 7/16																								
SERIES 17	ST. PAUL	7/18 - 7/23																								
SERIES 18	@ Columbus	7/25 - 7/30																								
SERIES 19	@ Louisville	8/1 - 8/6																								
SERIES 20	IOWA	8/8 - 8/13																								
SERIES 21	@ Toledo	8/15 - 8/20																								
SERIES 22	ST. PAUL	8/22 - 8/27																								
SERIES 23	LOUISVILLE	8/29 - 9/3																								
SERIES 24	@ Iowa	9/5 - 9/10																								
Series 25	INDIANAPOLIS	9/12 - 9/17																								
Series 26	@ Columbus	9/19 - 9/24																								

 SERIES WINS: 1 (On Road)

 SERIES LOSSES: 2 (Both at Home)

 SERIES SPLITS: 1 (On Road)

THE LAST TIME THE STORM CHASERS

THREW A PERFECT GAME	
THREW A 9-INNING NO-HITTER	6/20/1988 vs. Columbus (Luis Aquino, 2-0 win)
THREW A 7-INNING NO-HITTER	7/13/1990 @ Iowa [G1] (Gene Walter, 3-0 win)
THREW A COMBINED NO-HITTER	4/17/1997 vs. Oklahoma City (Jim Converse and Allen McDill, 2-0 win)

THREW A COMBINED 1-HITTER (9 INNINGS)	8/26/2019 vs. Nashville (5-0 Win)
	Pitchers: Arnaldo Hernandez (8.0 IP), Gabe Speier (1.0 IP)

THREW A COMBINED 1-HITTER (7 INNINGS)	
THREW A COMBINED 2-HITTER (9 INNINGS)	6/12/2022 vs. Lehigh Valley (10-0 Win)
	Pitchers: Zack Greinke (5.0 IP), Andrés Núñez (1.0 IP), Marcelo Martínez (2.0 IP) & Brad Peacock (1.0 IP)

THREW A COMBINED 2-HITTER (7 INNINGS)	
GOT NO-HIT (9 INNINGS)	June 7, 2017 vs. Nashville (4-0 Loss)
	Pitchers: Chris Smith, Sean Doolittle, Tucker Healy and Simon Castro,

GOT NO-HIT (LESS THAN 9 INNINGS)	6/29/2008 vs. Oklahoma [G1] (Dustin Nippert, 2-0 loss)
GOT 1-HIT	8/15/2021 vs. Iowa (10-0 Loss)
GOT 2-HIT	8/17/2022 @ Louisville (4-3 Loss)

THREW A COMBINED 9-INNING SHUTOUT	8/12/2022 @ Toledo (5-0 Win)
	Pitchers: Drew Parrish (6.0 IP), Collin Snider (2.0 IP), Sam Freeman (1.0 IP)

THREW SHUTOUTS IN 3 STRAIGHT GAMES	8/7/2018 vs. Salt Lake and 8/9 and 8/10/2018 @ Round Rock (5-0, 9-0, 2-0)
THREW BACK-TO-BACK SHUTOUTS	8/9 and 8/10/2018 @ Round Rock (9-0 Win & 2-0 Win)

GOT SHUT OUT (9 INNINGS)	4/26/2023 @ Nashville (5-0 Loss)
GOT SHUT OUT IN BACK-TO-BACK GAMES	7/23 and 7/24/2022 vs. Iowa (10-0 Loss, 7-0 Loss)
GOT SHUT OUT IN 3 STRAIGHT GAMES	
GOT SHUT OUT (LESS THAN 9 INNINGS)	5/28, 2022 @ Louisville [G2] (3-0 Loss)

WON 10 GAMES IN A ROW	June 5 to June 16, 2012
WON 9 GAMES IN A ROW	May 22 to June 1, 2021
WON 8 GAMES IN A ROW	May 23 to May 30, 2010
WON 7 GAMES IN A ROW	July 21 to July 26, 2015
WON 6 GAMES IN A ROW	August 25 to August 31, 2021

LOST 10 GAMES IN A ROW	August 6 to August 16, 2006
LOST 8 GAMES IN A ROW	June 6 to June 14, 2016
LOST 7 GAMES IN A ROW	April 20 to April 28, 2019
LOST 6 GAMES IN A ROW	May 4 to May 9, 2018

STRUCK OUT 19+ OPPOSING HITTERS	5/6/2021 vs. St. Paul (19)
STRUCK OUT 17+ OPPOSING HITTERS	5/6/2021 vs. St. Paul (19)
STRUCK OUT 15+ OPPOSING HITTERS	9/22/2022 vs. Iowa (15)
STRUCK OUT 10+ OPPOSING HITTERS	4/14/2023 @ Iowa (14)

SCORED 20+ RUNS IN ONE GAME	7/4/2022 vs. Toledo (20)
SCORED 15+ RUNS IN ONE GAME	7/4/2022 vs. Toledo (20)
SCORED 10+ RUNS IN ONE GAME	4/14/2023 @ Iowa (11)
ALLOWED 20+ RUNS IN ONE GAME	9/11/2021 @ St. Paul (21)
ALLOWED 15+ RUNS IN ONE GAME	9/11/2022 vs. Indianapolis (19)
ALLOWED 10+ RUNS IN ONE GAME	4/13/2023 @ Iowa (14)

HAD 27+ HITS IN ONE GAME	7/4/2022 vs. Toledo (27)
HAD 25+ HITS IN ONE GAME	7/4/2022 vs. Toledo (27)
HAD 20+ HITS IN ONE GAME	7/4/2022 vs. Toledo (27)
HAD 15+ HITS IN ONE GAME	4/13/2023 @ Iowa (15)
HAD 10+ HITS IN ONE GAME	4/23/2023 vs. Gwinnett (12)
ALLOWED 22+ HITS IN ONE GAME	8/2/2019 @ Reno (23)
ALLOWED 20+ HITS IN ONE GAME	8/2/2019 @ Reno (23)
ALLOWED 15+ HITS IN ONE GAME	4/13/2023 @ Iowa (15)
ALLOWED 10+ HITS IN ONE GAME	4/26/2023 @ Nashville (11)

WALKED 14+ TIMES IN ONE GAME	4/14/2022 vs. Louisville (14)
WALKED 10+ TIMES IN ONE GAME	4/20/2023 vs. Gwinnett (11)
WALKED 8+ TIMES IN ONE GAME	4/20/2023 vs. Gwinnett (11)
ALLOWED 13+ WALKS IN ONE GAME	5/8/2007 vs. Sacramento (13)
ALLOWED 10+ WALKS IN ONE GAME	9/21/2022 vs. Iowa (11)
ALLOWED 8+ WALKS IN ONE GAME	4/6/2023 vs. Toledo (8)

HIT 9+ HOME RUNS IN A GAME	7/3/2022 vs. Toledo (9)
HIT 7+ HOME RUNS IN A GAME	7/3/2022 vs. Toledo (9)
HIT 5+ HOME RUNS IN A GAME	7/3/2022 vs. Toledo (9)
HIT 3+ HOME RUNS IN A GAME	4/12/2023 @ Iowa (4)
ALLOWED 7+ HOME RUNS IN A GAME	9/5/2021 vs. Toledo (7)
ALLOWED 5+ HOME RUNS IN A GAME	4/27/2022 vs. Toledo (5)
ALLOWED 3+ HOME RUNS IN A GAME	4/9/2023 vs. Toledo (3)

HAD 2 PLAYERS HIT 2 HOME RUNS IN A GAME	Nate Eaton & Roman Quinn, 7/4/2022 vs. Toledo (20-6 win)
HIT BACK-TO-BACK HOME RUNS	4/5/2023 vs. Toledo, 6th Inning (7-6 loss)
	Tyler Gentry (3-run) & Logan Porter (solo)
	5/21/2021 @ Iowa, 9th Inning (9-8 loss)
	Anderson Miller (2-run), Sebastian Rivero (solo), Gabriel Cancel (solo)

HIT 3 STRAIGHT HOME RUNS	
	5/21/2021 @ Iowa, 9th Inning (9-8 loss)
	Anderson Miller (2-run), Sebastian Rivero (solo), Gabriel Cancel (solo)

SCORED 10+ RUNS IN AN INNING	12 Runs, 2nd Inning - 4/8/2019 @ Memphis (14-3 win)
SCORED 7+ RUNS IN AN INNING	7 Runs, 8th Inning - 4/2/2023 @ Indianapolis (8-3 win)
SCORED 5+ RUNS IN AN INNING	6 Runs, 3rd Inning - 4/8/2023 vs. Toledo (13-9 win)
SCORED 5+ RUNS IN AN EXTRA INNING	
ALLOWED 10+ RUNS IN AN INNING	10 Runs, 6th Inning - 7/16/2012 vs. Oklahoma City (16-9 loss)
ALLOWED 7+ RUNS IN AN INNING	8 Runs, 4th Inning - 9/11/2022 vs. Indianapolis (16-3 loss)
ALLOWED 5+ RUNS IN AN INNING	6 Runs, 2nd Inning - 4/13/2023 @ Iowa (14-1 Loss)
ALLOWED 5+ RUNS IN AN EXTRA INNING	
WON A GAME BY 15+ RUNS	14 Runs - 7/4/2023 vs. Toledo (20-6 win)
WON A GAME BY 10+ RUNS	11 Runs - 4/1/2023 vs. Indianapolis (12-1 win)
LOST A GAME BY 15+ RUNS	16 Runs - 9/11/2022 vs. Indianapolis, (19-3 loss)
LOST A GAME BY 10+ RUNS	13 Runs - 4/13/2023 @ Iowa (14-1 Loss)

SCORED 12+ RUNS IN CONSECUTIVE GAMES	9/25/2021 and 9/26/2021 vs. Indianapolis (12-3 Win & 17-12 loss)
SCORED 10+ RUNS IN CONSECUTIVE GAMES	6/26/2022 vs. Columbus & 6/28/2022 @ St. Paul (17-4 Win, 11-2 win)
SCORED JUST ONE RUN WITHOUT AN RBI	5/4/2019 vs. Iowa (6-1 loss)
SCORED MULTIPLE RUNS WITHOUT AN RBI	4/30/2018 @ Iowa (10-3 loss)
SCORED MORE RUNS THAT RECORDED HITS	4/8/2023 vs. Toledo (13-8 win, 13 R on 12 H)

TURNED 6 DOUBLE PLAYS IN ONE GAME	8/25/08 vs. New Orleans
TURNED 5 DOUBLE PLAYS IN ONE GAME	4/1/2023 vs. Indianapolis
TURNED 4 DOUBLE PLAYS IN ONE GAME	8/24/2022 vs. Scranton/Wilkes-Barre
TURNED 3+ DOUBLE PLAYS IN ONE GAME	4/1/2023 vs. Indianapolis (3)
TURNED A TRIPLE PLAY	6/3/1992 @ Denver, 1st Inning (3-2 win)
	5-4-3 (Fielders: Sean Berry to Stu Cole to Jeff Conine Batter: Jim Tatum)
HIT INTO A TRIPLE PLAY	4/17/2015 vs. New Orleans, Cheslor Cuthbert, 1st Inning (5-3 loss)
	5-3-4-6-5-3 (Fielders: Derek Dietrich to Justin Bour to Scott Sizemore to Miguel Rojas to Dietrich to Bour)

COMMITTED 6 ERRORS	5/10/2012 @ Sacramento
COMMITTED 5 ERRORS	4/16/2006 @ Memphis
COMMITTED 4 ERRORS	6/29/2022 @ St. Paul
COMMITTED 3+ ERRORS	4/23/2023 vs. Gwinnett (3)

EVERY STORM CHASER IN THE STARTING LINEUP HAD A HIT	4/23/2023 vs. Gwinnett
EVERY STORM CHASER IN THE STARTING LINEUP SCORED A RUN	4/1/2023 vs. Indianapolis
EVERY STORM CHASER IN THE STARTING LINEUP HAD A HIT AND SCORED A RUN	
LINEUP BATTED AROUND TWICE IN ONE GAME	

WON ON THE LAST AT-BAT OF THE GAME (WALK-OFF WIN)	9/22/2022 vs. Iowa (5-4 Win, 13 innings)
LOST ON THE LAST AT-BAT OF THE GAME (WALK-OFF LOSS)	8/17/2022 @ Louisville (4-3 Loss, 9 innings)
PLAYED BACK-TO-BACK EXTRA-INNING GAMES	

WON BOTH GAMES OF A DOUBLEHEADER	8/22/2022 vs. Scranton/Wilkes-Barre (9-4 Win & 12-10 Win)
PITCHED SHUTOUTS IN BOTH GAMES OF A DOUBLEHEADER	
LOST BOTH GAMES OF A DOUBLEHEADER	

THE LAST TIME AN OMAHA HITTER...

HAD 6 HITS IN ONE GAME	Matt Diaz, 7/27/2005 @ Portland
HAD 5 HITS IN ONE GAME	Dairon Blanco, 9/15/2022 @ Columbus
HAD 4 HITS IN ONE GAME	Freddy Fermin, 4/11/2023 @ Iowa
HAD 3 HITS IN ONE GAME	Nick Loftin, 4/14/2023 @ Iowa

HIT 3 HOME RUNS IN ONE GAME	Ryan McBurney, 6/13/2021 @ St. Paul
HIT 2 HOME RUNS IN ONE GAME	Freddy Fermin, 4/8/2023 vs. Toledo
HIT 2 TRIPLES IN ONE GAME	Angel Franco, 5/6/2016 @ Iowa
HIT 4 DOUBLES IN ONE GAME	Jordan Parraz, 5/18/2010 @ Las Vegas
HIT 3 DOUBLES IN ONE GAME	Dairon Blanco, 9/15/2022 @ Columbus
HIT 2 DOUBLES IN ONE GAME	Logan Porter, 4/18/2023 vs. Gwinnett
HIT 2 SACRIFICE FLIES IN ONE GAME	Nick Pratto, 4/20/2023 vs. Gwinnett

HIT A GRAND SLAM	Brent Rooker, 9/26/2022 @ St. Paul
HIT AN INSIDE-THE PARK HOME RUN	Bobby Witt Jr., 9/8/2021 @ St. Paul
LED OFF A HOME GAME WITH A HOME RUN	Drew Waters, 8/3/2022 vs. St. Paul
LED OFF A ROAD GAME WITH A HOME RUN	Drew Waters, 8/16/2022 @ Louisville
HIT A PINCH-HIT HOME RUN	Elier Hernández, 5/22/2019 vs. Iowa
HIT A WALK-OFF HOME RUN	Nate Eaton, 5/31/2022 vs. Indianapolis
HIT A WALK-OFF GRAND SLAM	Jimmy Goveas, 5/7/2022 VS. Columbus
HIT A WALK-OFF PINCH-HIT HOME RUN	Chad Santos, 8/23/2005 vs. New Orleans
HIT FOR THE CYCLE	Jimmy Paredes, 5/12/2014 vs. New Orleans

HAD 11 RBI IN ONE GAME	Mike Moustakas, 8/30/2010 vs. Round Rock
HAD 9 RBI IN ONE GAME	Brett Eibner, 4/9/2014 vs. Memphis
HAD 8 RBI IN ONE GAME	Jimmy Paredes, 5/12/2014 vs. New Orleans
HAD 7 RBI IN ONE GAME	Brett Hayes, 4/14/2013 vs. Nashville
HAD 6 RBI IN ONE GAME	Freddy Fermin, 4/8/2023 vs. Toledo
HAD 5 RBI IN ONE GAME	Jackson Reetz, 4/1/2023 @ Indianapolis
HAD 4 RBI IN ONE GAME	Brent Rooker, 9/26/2022 @ St. Paul

SCORED 5 RUNS IN ONE GAME	Brett Eibner, 5/12/2014 vs. New Orleans
SCORED 4 RUNS IN ONE GAME	Maikel Garcia, 9/15/2022 @ Columbus
SCORED 3 RUNS IN ONE GAME	Tyler Gentry, 4/12/2023 @ Iowa

WALKED 4 TIMES IN ONE GAME	MJ Melendez, 8/22/202 vs. Columbus
WALKED 3 TIMES IN ONE GAME	Tyler Gentry, 4/20/2023 vs. Gwinnett

STOLE 4 BASES IN ONE GAME	Jarrod Dyson, 6/10/2013 @ Nashville
STOLE 3 BASES IN ONE GAME	Samad Taylor, 4/26/2023 @ Nashville
STOLE 2 BASES IN ONE GAME	Tucker Bradley, 4/23/2023 vs. Gwinnett

STRUCK OUT 5 TIMES IN ONE GAME	Drew Waters, 8/10/2022 @ Toledo
STRUCK OUT 4 TIMES IN ONE GAME	Brewer Hicklen, 7/12/2022 @ Columbus
STRUCK OUT 3 TIMES IN ONE GAME	Nick Pratto, 4/25/2023 @ Nashville

REACHED BASE 6 TIMES IN ONE GAME	Nicky Lopez, 7/27/2018 @ Fresno
REACHED BASE 5 TIMES IN ONE GAME	Dairon Blanco, 9/15/2022 @ Columbus
REACHED BASE 4 TIMES IN ONE GAME	Dairon Blanco, 4/14/2023 @ Iowa

REACHED BASE IN EVERY TRIP TO THE PLATE (6 PA)	Brett Eibner, 4/9/2014 vs. Memphis
REACHED BASE IN EVERY TRIP TO THE PLATE (5 PA)	Drew Waters, 7/27/2022 @ Syracuse
REACHED BASE IN EVERY TRIP TO THE PLATE (4 PA)	Freddy Fermin, 4/11/2023 @ Iowa

HAD 2 HOME RUNS IN THE SAME INNING	Brett Eibner: 5th Inning, 5/12/2015 vs. Memphis
HAD 2 DOUBLES IN THE SAME INNING	Clay Dungan: 6th Inning, 6/26/2022 vs. Columbus
HAD 2 HITS IN THE SAME INNING	Samad Taylor and Maikel Garcia: 8th Inning, 4/2/2023 @ Indianapolis
REACHED 2 TIMES IN THE SAME INNING	Samad Taylor and Maikel Garcia: 8th Inning, 4/2/2023 @ Indianapolis
SCORED 2 RUNS IN THE SAME INNING	Brewer Hicklen: 6th Inning, 8/26/2022 vs. Scranton/WB

HIT HOME RUNS IN 6 STRAIGHT GAMES	Steve Sisco, June 13 to June 21, 1998
HIT HOME RUNS IN 5 STRAIGHT GAMES	Cory Aldridge, July 27 to August 8, 2009
HIT HOME RUNS IN 4 STRAIGHT GAMES	Nick Pratto, August 19 to August 22, 2021
HIT HOME RUNS IN 3 STRAIGHT GAMES	Brent Rooker, September 23 to September 26, 2022
HIT HOME RUNS IN BACK-TO-BACK GAMES	Nick Loftin, April 12 and 13 @ Iowa, 2023
HIT HOME RUNS IN BOTH GAMES OF A DOUBLEHEADER	Nick Pratto, 4/7/2022 @ Indianapolis
HIT HOME RUNS FROM BOTH SIDES OF THE PLATE, GAME	Tim Lincecum Jr., 8/20/2009 @ Tacoma
HIT HOME RUN IN FIRST OMAHA AT-BAT	Jackson Reetz, 8/28/2022 vs. Scranton/WB [G1]

HAD 2+ HITS IN 7 STRAIGHT GAMES	Johnny Givofella, August 3 to August 14, 2014
HAD 2+ HITS IN 6 STRAIGHT GAMES	Dairon Blanco, September 10 to September 17, 2022
HAD 2+ HITS IN 5 STRAIGHT GAMES	MJ Melendez, September 25 to October 2, 2021

HAD A 20+ GAME HITTING STREAK	Frank Schwindel, 20 Games: July 22 to August 13, 2018
HAD A 18+ GAME HITTING STREAK	Frank Schwindel, 20 Games: July 22 to August 13, 2018
HAD A 16+ GAME HITTING STREAK	Frank Schwindel, 20 Games: July 22 to August 13, 2018
HAD A 14+ GAME HITTING STREAK	Dairon Blanco, 15 Games: May 15 to July 10, 2022
HAD A 12+ GAME HITTING STREAK	Dairon Blanco, 15 Games: May 15 to July 10, 2022

HAD A 40+ GAME REACHED BASE STREAK	Shane Costa, 46 Games: April 14 to August 8, 2007
HAD A 35+ GAME REACHED BASE STREAK	Alex Gordon, 39 Games: May 9 to June 19, 2010
HAD A 30+ GAME REACHED BASE STREAK	Freddy Fermin, 33 Games: August 3 to September 15, 2022
HAD A 25+ GAME REACHED BASE STREAK	Freddy Fermin, 33 Games: August 3 to September 15, 2022
HAD A 20+ GAME REACHED BASE STREAK	Freddy Fermin, 33 Games: August 3 to September 15, 2022

THE LAST TIME AN OMAHA PITCHER...

THREW A 1-HITTER (9 INNINGS)	Luis Mendoza, 7/18/2011 @ Memphis
THREW A 1-HITTER (7 INNINGS)	
THREW A 2-HITTER (9 INNINGS)	Jeff Suppan, 6/21/2011 @ Nashville
THREW A 2-HITTER (7 INNINGS)	Arnaldo Hernandez, 7/21/2018 vs. Round Rock [G1]

THREW A 9-INNING COMPLETE GAME SHUTOUT	Luis Mendoza, 7/18/2011 @ Memphis
THREW A 7-INNING COMPLETE GAME SHUTOUT	Jake Kalish, 7/2/2018 vs. Nashville [G1]
THREW A 5-INNING COMPLETE GAME SHUTOUT	Anthony Lerew, 8/31/2010 vs. Round Rock

THREW A 9-INNING COMPLETE GAME	Arnaldo Hernandez, 8/15/2018 vs. Oklahoma City
THREW AN 8-INNING COMPLETE GAME	John Lannan, 6/16/2016 @ Oklahoma City
THREW A 7-INNING COMPLETE GAME	Austin Cox, 8/28/2022 vs. Scranton/WB [G1]
THREW A 6-INNING COMPLETE GAME	Matt Wright, 8/8/2008 @ Nashville [G2]
THREW A 5-INNING COMPLETE GAME	Trevor Oaks, 8/6/2018 vs. Salt Lake

STRUCK OUT 12 IN A GAME	Jakob Junis, 5/26/2017 @ Nashville
STRUCK OUT 11 IN A GAME	John Lamb, 7/9/2014 vs. Iowa
STRUCK OUT 10 IN A GAME	Jackson Kowar, 7/3/2021 @ St. Paul

WALKED 7 IN A GAME	Josh Staumont, 5/24/2017 @ Nashville
WALKED 6 IN A GAME	Drew Parrish, 6/22/2022 vs. Columbus
WALKED 5 IN A GAME	Drew Parrish, 9/16/2022 @ Columbus

ALLOWED 6 HOME RUNS IN A GAME	Matt Wright, 8/18/2007 vs. Albuquerque
ALLOWED 5 HOME RUNS IN A GAME	Christian Binford, 7/2/2017 vs. Colorado Springs
ALLOWED 4 HOME RUNS IN A GAME	Jake Kalish, 9/24/2021 vs. Indianapolis
ALLOWED 3 HOME RUNS IN A GAME	Daniel Mengden, 9/20/2022 vs. Iowa
ALLOWED 2 HOME RUNS IN A GAME	Jonathan Heasley, 4/13/2023 @ Iowa

THREW 120+ PITCHES IN A GAME	Brett Tomko, 5/8/2014 @ Round Rock (127)
THREW 115+ PITCHES IN A GAME	Luke Farrell, 6/8/2017 vs. Nashville (116)
THREW 110+ PITCHES IN A GAME	Christian Binford, 9/3/2017 vs. Iowa (110)
THREW 100+ PITCHES IN A GAME	Jonathan Heasley, 4/25/2023 @ Nashville (104)
THREW 95+ PITCHES IN A GAME	Jonathan Heasley, 4/25/2023 @ Nashville (104)
THREW 90+ PITCHES IN A GAME	Jonathan Heasley, 4/25/2023 @ Nashville (104)

WON HIS OMAHA DEBUT	Alec Marsh, 9/23/2022 vs. Iowa
THREW A AN IMMACULATE INNING	Anthony Swarzak, 6/3/2021 vs. Iowa