

Columbus Clippers

Game #80

Game Information

Home Game #39

Media Relations Department - 330 Huntington Park Ln., Columbus, OH 43215 - (614)-462-5250 - aslosser@clippersbaseball.com



(46-33)

Omaha Storm Chasers

(Kansas City Royals)

LHP Jake Kalish (1-3, 8.44)

VS.

Columbus Clippers

(Cleveland Indians)

LHP Kirk McCarty (6-2, 4.68)



(35-44)

Friday, August 6 (7:05) - Huntington Park

LAST GAME

August 5	R	H	E	LOB
Omaha	7	9	1	10
Columbus	4	8	0	4

W: Marcelo Martinez (2-3)

L: Heath Fillmyer (1-5)

S:

HR: Dini (1), McBroom (20), Pratto (5)

Highlights

Richie Palacios was 2x4 with a double and 2RBI, while **Oscar Gonzalez** went 2x4 with a triple and an RBI.

Upcoming Probables

Saturday, August 7 vs. Omaha (7:05): RHP Brandon Barker (0-1, 6.87) vs. LHP Scott Moss (1-4, 5.79)

Sunday, August 8 vs. Omaha (4:05): RHP Eddie Butler (4-1, 6.00) vs. RHP Cody Morris (NR)

Tuesday, August 10 vs. Toledo (7:05): TBA vs. LHP Logan Allen (1-3, 8.92)

Wednesday, August 11 vs. Toledo (12:05): TBA vs. RHP Brad Peacock (0-2, 10.80)

Tonight's Game

The Clippers will send LHP **Kirk McCarty** to the mound tonight, hoping for his first win since 7/2 at Toledo (has not won at home since Huntington Park debut, 5/11 vs. Omaha). Omaha will counter with LHP **Jake Kalish**. The Clippers are 5-9 (.357) against left handers this year. Kalish has faced the Clippers once in his career, on 5/14 in Columbus (ND, 5.0IP, 4H, 3R, 3ER, 2BB, 4K).

vs. the Storm Chasers

After a series opening shutout on 5/11, the Clippers dropped four of the next five against Omaha in the season's first matchup (Omaha has scored at least four runs in each of 8G since, averaging 6.8 per game). Individually, **Gabriel Arias** has hit .323 (10x31) with a HR and 4RBI against Omaha in 9G and **Nolan Jones** is hitting .133 (4x30) with 2RBI in 8G.

Here We Go Again

The Clippers have allowed at least four runs in each of 3G (22 total) since back to back shutouts on 7/31-8/1 at Nashville (second time this year; all other IL staffs have three instances of consecutive shutouts combined). After blanking Indianapolis from 7/6-7/7, the Clippers allowed 147 runs in the next 19G (7.7 per). When they hold opponents to three runs or fewer, they are an IL-best 22-2 (.917).

Hammering Gimenez

Andres Gimenez missed over two weeks due to injury (7/4-7/19), but is hitting .360 (18x50) with 2HR and 8RBI in 13G since his return (0x12 in last 3G prior to injury). In addition, he has 4BB and a trio of HBP in the last 13G, good for a .439OBP (only 14K, had 28K to 4BB in last 21G prior to injury). Gimenez has reached safely in each of the last 13, his longest on base streak of the year (has hit in 11 of 13).

Three Left Turns

Gabriel Arias has scored in only 10 of his last 26G, totaling 11 runs (only multi-run game came on 7/14 at St. Paul, 19G since), following a streak of 22 runs in 15 of 18G (6/12-7/4). Still, beginning with a 3-run game on 6/12 at Iowa, Arias has scored 33 runs in his last 44G, good for 2nd in the IL in that time (hitting .325, 55x169, since 6/12). On the season, Arias is tied for 5th in the IL in runs (46).

Double Drought

Nolan Jones ended his double drought at 13G last Thursday (tied for longest of the year, 5/6-5/22; leads IL with 21 doubles). Since reaching a season high of .241 on 7/4, Jones is hitting just .176 (16x91) in 26G (two doubles). His batting average has fallen 22 points in those 26G, with his slugging dipping by 23 (.431 to .408). In the 25G prior to his slump, Jones hit .321 with a .617SLG (6/8-7/4).

Bus Driver

Oscar Gonzalez drove in another run last night, giving him 10RBI in his last 10G. He now has 14RBI, more than a third of the way to the team lead, in just 25G (**Nolan Jones**, 36RBI in 78G). With Columbus, Gonzalez is batting .367 (11x30) with RISP (.352, 19x54, in Akron) and has gotten plenty of chances in his last 10G (17PA, 3rd most in IL since 7/25; Jones leads with 19PA, hitting .167 to Oscar's .467).

Sluggish Slugging

Trenton Brooks has hit safely in five straight (.333, 6x18 since 7/31), but has seen his slugging drop while his batting average rises, thanks to only 1XBH (double on 7/31). As recently as 7/6, Brooks was sitting at a .500SLG (11XBH in first 24G with Columbus, including 4HR), but he has fallen on hard times in the last month, slugging .337 over his last 24G (5XBH, including 2HR).

Olympic Spirit

Since the start of the Track and Field events on 7/30, Clipper sprinters have amassed 11SB in the last 6G (1CS; in the 27G prior, had 12SB to go against 7CS). **Richie Palacios** leads seven different Clippers with a steal in the last week (3SB), while **Alex Call** and **Andres Gimenez** have a pair each. Both Palacios (13, 10 with Akron) and Call (15, 12 with Akron) have established career highs.

D-Fence

The Clipper defense is in the midst of its best effort of the season, committing just 2E in the last 12G (had five straight errorless games 7/29-8/3; tied for season best, 5/11-5/15 vs. Omaha). Columbus had made 22E in 26G prior to the current run, dropping to 11th in the IL in fielding, but they now place 6th. Dating to 7/18 at St. Paul, the Clippers have 5E in 16G, compared to 17E from the opponents.

ORGANIZATION REPORT

Cleveland (52-54), 2nd place

August 5 R H E

Cleveland 0 3 0

Toronto 3 5 1

W- Stripling (5-6), L- McKenzie (1-5), S- Cimber (1)

HR- Bichette (20)

McKenzie: 7.0IP, 5H, 3R, 3ER, 0BB, 4K

Reyes: 1x3, BB

8/6 vs. DET, 7:10 (Manning vs. Quantrill)

Akron (48-31), 1st place

8/5 vs. Altoona, lost, 3-1

8/6 vs. Altoona, 5:00 (DH)

Lake County (44-37), 2nd place

8/5 vs. Lansing, won, 5-1

8/6 vs. Lansing, 7:00

Lynchburg (41-39), 3rd place

8/5 at Salem, lost, 9-7

8/6 at Salem, 7:05

vs. OMAHA

All-Time

Home	Road	Overall
9-9	5-7	14-16

2021

Home	Road	Overall
3-6	0-0	3-6

2019

Home	Road	Overall
0-0	0-0	0-0

CLIPPER QUICK FACTS

Current Streak: L1

Home Streak: L1

Home: 17-21

August: 2-2

Friday: 7-7

Night Games: 30-37

vs. West: 32-35

Last 10: 5-5

Consecutive days in 5th: 33

Scoring at least 4 runs: 28-19

Scoring less than 4 runs: 7-25

Come from behind wins: 15

Last at bat wins: 6

Team Batting: .248, 7th

Team Pitching: 5.53, 14th

Team Defense: .982, 6th

LEAGUE STANDINGS

South	W	L	Pct	GB
DUR	52	28	.650	-
NAS	47	34	.580	5.5
JAX	45	35	.563	7.0
GWN	43	38	.531	9.5
MEM	40	41	.494	12.5
NOR	31	47	.397	20.0
CHA	29	51	.363	23.0

West	W	L	Pct	GB
OMA	46	33	.582	-
TOL	45	35	.563	1.5
STP	42	38	.525	4.5
IND	38	42	.475	8.5
COL	35	44	.443	11.0
IOW	35	44	.443	11.0
LOU	31	49	.388	15.5

League Notes



Governors' Cup Champions: 1979, 1980, 1981, 1987, 1991, 1992, 1996, 2010, 2011, 2015, 2019

IL West Division Champions: 1979, 1980, 1981, 1983, 1984, 1990, 1991, 1992, 1996, 1997, 1999, 2004, 2011, 2014, 2015, 2016, 2019





Columbus Clippers Game Information

Friday, August 6

This Date in Clipper History

8/6/2004

Chien-Ming Wang shutout Indianapolis over 8.0 innings, scattering 5 hits with 4 strikeouts. It was the 2nd of Wang's 5 straight wins to end the year, but more importantly, the 1-0 victory put Columbus in sole possession of 1st place in the IL West. The Clippers would not look back, going 22-11 over the remainder of the season to capture the division title by 13.0 games. It was the Clippers' 12th IL West crown.

Huntington (Small) Park

In each of the first 11 years since the move downtown, Huntington Park has ranked among the top two in the IL in homers per game, totaling 2.25 per contest (1,763HR, 783 games). In 2019, HP averaged over three per game for the first time ever (seventh time averaging over a pair), as the Clippers surrendered a record 127HR and just missed out on triple digits themselves (97HR was second highest team total). Including the postseason, the Clippers have been out-homered over the life of the park (991 to 947).

year	gms	COL	opp	total	avg	rank	year	gms	COL	opp	total	avg	rank	year	gms	COL	opp	total	avg	rank
2009	71	57	73	130	1.83	2nd	2013	72	63	72	135	1.88	2nd	2017	71	95	88	183	2.58	1st
2010	72	90	83	173	2.40	2nd	2014	72	64	85	149	2.07	2nd	2018	69	68	76	144	2.09	2nd
2011	72	100	77	177	2.46	1st	2015	72	62	64	126	1.75	2nd	2019	69	97	127	224	3.25	2nd
2012	71	91	88	179	2.52	1st	2016	72	74	69	143	1.99	1st	2021	38	53	68	121	3.18	1st

Homers, Homers and More Homers

The franchise record for homers was destroyed in 2019 (213, +31 from '83), as was the record for homers allowed (198, +42 from '98). This season's Clippers are homering at a rate of 1.28 per game, putting them three off of the pace of the pre-2019 record (adjusted for 140G). On the mound they are allowing 1.52 per game, enough to beat the pre-2019 record by 38, even with the shortened season.

Ain't Over 'Til It's Over

From 2014-19, no team had more come from behind victories than the 210 posted by Columbus and no team produced a better winning percentage when trailing than the .353 of the Clippers (Scranton/WB was 2nd in percentage, .338, and wins, 192). This year has seen the Clippers go 15-44 (.254) in games in which they trail, ranking 11th.

Not Close

The Clippers have suffered the most losses by at least a grand slam in the IL (26; six in 10G from 7/8-7/19) and rank tied for last in wins by at least that many (11, Norfolk). That poor ratio has led to a -88 run differential (had a -50 differential over 10G from 7/8-7/19), a figure that places them 13th in the IL (Norfolk, -91).

Get What You Pay For

Columbus was the last team in the IL to play free baseball this season, playing 85 straight games, including the postseason, between extra-inning rumbles on 7/31/19 vs. Louisville (11-8 loss in 11) and 6/26/21 vs. St. Paul (6-4 loss in 10; current 5G losing streak in extra-innings following nine straight wins, 8/21/18-7/3/19). The regulation-inning streak was the longest for Columbus dating to the 1984 season (as far back as the day by day records go) and 45 straight to start the season was also a record.

Trending Downward

The current staff ERA of 5.53 is on pace to be the worst in franchise history (5.08, 1983) and anything over 4.71 will mark the fifth straight season in which the ERA has gotten worse. From 2011-16, the Clipper staff turned in a sub-4.00ERA five times in six seasons (zero such seasons from 1993-2010), including the best two ERAs of the past 32 years (3.33 in 2015 and 3.65 in 2016). The 5.90ERA at Huntington Park is the worst ever (5.29 in 2019, only time ERA has ever been over 5.00 at HP).

Under Control

After three straight seasons leading the IL in strikeouts, the Clipper lineup is not threatening for a fourth, as they are currently 73K off the lead. To begin the season, they were averaging as many as 10 per game through the first 38G, but that has cooled considerably in recent weeks (8.38K per game since 7/6). The 2019 squad obliterated the franchise record, as they struck out 95 more times than the previous high (1,392; each of last three seasons rank among franchise's three worst, totalling 3,979K in 422G).

Night and Day

When playing errorless baseball, the Clippers have a winning percentage that is almost 100 points higher (.476, 20-22) than when they make a mistake in the field (.405, 15-22). After an exceptional defensive run from 2015-2019, in which the fielding percentage was never below .983 and the team never committed more than 88E, the 2021 team is on pace to botch 89 plays (adjusted for 140G season, have not had triple digits in errors since six straight seasons from 2009-14) with a fielding percentage of .982.

One On, No Out Success

When the leadoff batter of an inning reached base in 2019, the Clippers plated him nearly 60% of the time (over 51% only once in the last six seasons, 55% in 2016). Getting more than one base was a specialty of Clipper hitters, as they led the IL with 136XBH to lead off the inning, including 54HR (led the IL, had 28 leadoff homers in 2018). So far in 2021, the Clippers are scoring the leadoff batter 51% of the time he reaches, with the leadoff batter scoring himself 24 times (on pace for 39HR).

Good Baseball

Andres Gimenez advanced a runner with a sac bunt on 7/25 vs. Iowa and the runner came around to score in the win (4-1 when advanced runner scores). During 2019, the Clippers struggled in the bunt department, but when the advanced runners scored, they were 7-1. During 2018, Columbus was 23-2 in games in which a run was scored after a good bunt attempt.

No Difference

Through the first half of the season, in which the IL played with 18-inch bases (shortening the distance between bases by a whopping 4.5 inches), the Clippers saw a combined average of 1.71 stolen base attempts in their games (averaged 1.73 attempts per game over five seasons from 2015-19). However, since going back to normal bases, steal attempts are at 1.86 per game.

Manager Profile

Andy Tracy makes his Clippers debut in 2021, following **Tony Mansolino's** championship rookie year in 2019 (sixth Clipper skipper to win Governors' Cup in first season; **Gene Michael**-79, **Joe Altobelli**-80, **Frank Verdi**-81, **Bucky Dent**-87 and **Mike Sarbaugh**-10). This season marks Tracy's second year as a manager (first with Williamsport in the Philadelphia system), as he holds a career record of 65-90 (.419), 35-44 with Columbus (.443).

Clippers in the Majors (86, with 27 teams)

CLE (31)*- Logan Allen ('19, '21), Shane Bieber ('18), **Bobby Bradley** ('18-19, '21), Yu Chang ('18-19, '21), Aaron Civale ('19), **Ernie Clement** ('19, '21), **Justin Garza** ('21), Andres Gimenez ('21), **Sam Hentges** ('21), Daniel Johnson ('19, '21), **James Karinchak** ('19), Ryan Lavanway ('19, '21), Jordan Luplow ('19, '21), **Triston McKenzie** ('21), **Jean Carlos Mejia** ('21), **Oscar Mercado** ('18-19, '21), **Owen Miller** ('21), **Eli Morgan** ('19, '21), Kyle Nelson ('19, '21), **Blake Parker** ('21), **Roberto Perez** ('13-14, '16, '21), **Zach Plesac** ('19), **Jose Ramirez** ('14-15), **Fransmil Reyes** ('21), **Nick Sandlin** ('19), **Nick Wittgren** ('19), **Bradley Zimmer** ('16-19, '21). **ARI (2)***- Tyler Clippard ('05, '08, '19). **ATL (2)***- Abraham Almonte ('15-17), Josh Tomlin ('10, '13-15, '18). **BAL (3)**- Shawn Armstrong ('14-17), **Adam Plutko** ('16-19), **Cole Sulser** ('16-18). **BOS (0)**- **CHC (0)**- **CIN (2)**- Mike Freeman ('19), **Tyler Naquin** ('15-19). **COL (1)**- **Jhoulys Chacin** ('15). **CWS (1)**- Evan Marshall ('18). **DET (3)**- **Robbie Grossman** ('16), **Eric Haase** ('17-19), **Wilson Ramos** ('21). **HOU (3)***- **Michael Brantley** ('09-10, '16), **Phil Maton** ('19). **KC (2)**- **Carlos Santana** ('10), **Anthony Swarzak** ('15). **LAA (1)**- James Hoyt ('18-19). **LAD (1)**- **Trevor Bauer** ('13-14). **MIA (5)**- **Jesus Aguilar** ('14-16), **Jon Berti** ('18), **Ross Detwiler** ('16), **Preston Guilmet** ('13), **Shawn Morimando** ('16-18). **MIL (1)**- **Zack Godley** ('21). **MIN (1)**- **Josh Donaldson** ('18). **NYM (4)**- **Carlos Carrasco** ('09-10, '13, '19), **Tommy Hunter** ('16), **Francisco Lindor** ('14-15, '19), **Cameron Maybin** ('19). **NYG (6)**- **Greg Allen** ('18-19), **Rob Brantly** ('18), **Clint Frazier** ('16), **Corey Kluber** ('10-13, '19), **Giovanny Urshela** ('14-18), **Asher Wojciechowski** ('19). **OAK (2)***- **Yan Gomes** ('13, '15-16). **PHI (0)**- **PIT (3)**- **Ben Gamel** ('21), **Erik Gonzalez** ('15-17), **Ka'ai Tom** ('19). **SD (2)**- **Ivan Castillo** ('16), **Craig Stammen** ('07-08, '16). **SEA (3)**- **Jake Bauers** ('19), **Sam Haggerty** ('18), **Joe Smith** ('09-10). **SF (1)**- **Scott Kazmir** ('13). **STL (3)**- **T.J. McFarland** ('12), **Andrew Miller** ('17-18), **Max Moroff** ('19). **TB (4)**- **Yandy Diaz** ('15-18), **Louis Head** ('13, '17-18), **DJ Johnson** ('21), **Francisco Mejia** ('18). **TEX (1)**- **Hunter Wood** ('19). **TOR (2)**- **A.J. Cole** ('19), **Julian Merryweather** ('17). **WAS (4)***- **Playoff Paolo Espino** ('10-13), **Jeffy Rodriguez** ('19), **Ryan Zimmerman** ('08).

Active (50), Major League Debut (10), *Bauers CLE->SEA, Gamel CLE->PIT, Johnson CLE->TB, Maton CLE->HOU, Swarzak ARI->KC, Smith HOU->SEA, Tom OAK->PIT, Gomes WAS->OAK



Tonight's Starting Pitcher

Friday, August 6



#15 Kirk McCarty - LHP

Height: 5-10 **Weight:** 185
Bats: L **Throws:** L
Born: 10/12/95 (25); Hattiesburg, MS
Resides: Hattiesburg, MS
Acquired: Selected in the 7th round (22nd overall) of the 2017 draft.

Last Game:

- Made first start in over two weeks, recording 52 pitches over 3.0 hitless innings at Nashville on 7/31.

Inn TBF H R ER BB K LOB Sequence

Inn	TBF	H	R	ER	BB	K	LOB	Sequence
1st	5	0	0	0	2	1	2	BB, BB, K, P4, F7
2nd	3	0	0	0	0	1	0	F9, K, 6-3
3rd	4	0	0	0	1	2	1	BB, K, K, P6

- Relieved by **Scott Moss** at the bottom of the 4th, leading 1-0.

- Moss allowed only hit of the game with two out in the 6th.

Go West, Young Man:

Through 7GS west of Columbus, McCarty is a perfect 5-0 with a 3.46ERA (39.0IP, 30H, 15R, 15ER, 15BB, 29K), turning in 4QS (1-2 with a 6.00ERA in 7GS at Huntington Park). The only other time McCarty pitched in a league with teams west of Columbus was in 2018 with Lake County (only team in the Midwest League east of Columbus). Things were completely opposite that year, with McCarty going 1-7 with a 5.00ERA in 13GS on the road and 3-2 with a 3.26ERA in 9GS at home.

Inspected by Employee #15:

When it comes to quality in 2021, McCarty has been just about all there is for Columbus, as he owns five of the team's 8QS (**Heath Fillmyer**, **Kevin Herget** and **Eli Morgan** have one each). As a team, the Clippers have gone 24 straight games without a quality outing (Fillmyer on 7/7 vs. Indianapolis; longest drought of the year). McCarty has hit 7.0IP in 4GS (all quality), a feat that has been accomplished exactly zero times in 65 games started by anyone else.

Bombs Away:

In his 13th start of the season, 7/8 vs. Indianapolis, McCarty gave up homers 15 and 16, tying his career worst (allowed 16HR over 27GS in 2018). The multi-HR game was the third over 4GS from 6/20-7/8 and the fourth of the season (all at Huntington Park; had five in career prior). After a scoreless debut in Columbus (6.0IP vs. Omaha on 5/11), McCarty has allowed 11HR to 136BF in his last 6GS at home (7.20ERA; 30.0IP, 24ER; 15ER via HR).

Winning Ways:

McCarty began the season with wins in five consecutive decisions, after having never won more than two in a row in his career prior. While he had his share of success in the wins (31.0IP, 10ER), he needed the offense to get him off the hook in two of his no-decisions (came back from 7-0 deficit vs. Nashville on 5/28, trailed 3-1 when leaving start vs. Toledo on 6/15).

Off the Board:

Starting with his last 2.0IP in the season opener on 5/4 at Louisville and continuing through his first 2.0IP vs. Omaha on 5/16, McCarty fired 10 straight scoreless innings (4H, 0BB, 4K). Through his first 4GS, McCarty started 24 innings (retired the first batter 20 times) and allowed a single tally in seven of them with zero multi-run innings allowed. In his fifth start, on 5/28 vs. Nashville, McCarty allowed multi-run innings in each of the first three, surrendering 4HR (career high). In his next 5GS (6/3-6/26), McCarty allowed one multi-run inning in each, while producing scoreless baseball in 22 of 30.0IP.

Lack of Lefties:

Over the course of 140 games in 2019, the Clippers trotted out a lefty starter just 15 times (McCarty will hit 15GS tonight, team has 33GS by lefties on the year), as right handers made 68 consecutive starts from 4/18-6/30/19. Including the bullpen, lefties accounted for 15.5% of the innings pitched for Columbus in 2019 (191.1IP) and only Louisville had fewer. **Josh Smith** led Clipper southpaws with 52.2IP in 2019, a total that was surpassed by McCarty on 6/26 (was leading IL in IP through 7/2, then had a pair of brief outings and missed a turn in the rotation; currently ranks 5th in IL with 75.0IP).

2021 Start by Start (with Columbus)														
Date	Opponent	H/R	Result	Dec.	ERA	IP	H	R	ER	BB	K	PC		
5/4	Louisville	R	W, 6-3	W	3.60	5.0	2	2	2	3	0	73		
5/11	Omaha	H	W, 2-0	W	1.64	6.0	3	0	0	0	3	75		
5/16	Omaha	H	L, 8-3		2.70	5.2	5	3	3	1	4	90		
5/22	Toledo	R	W, 5-3	W	2.66	7.0	5	2	2	1	7	90		
5/28	Nashville	H	L, 13-9		4.40	5.0	8	8	7	2	6	100		
6/3	Indianapolis	R	W, 3-2	W	4.04	7.0	5	2	2	2	7	84		
6/9	Iowa	R	W, 8-4	W	4.32	6.0	8	4	4	2	3	94		
6/15	Toledo	H	W, 5-4		4.44	5.0	7	3	3	1	2	94		
6/20	Toledo	H	L, 8-0	L	4.53	5.0	5	3	3	2	3	92		
6/26	St. Paul	H	L, 6-4 (10)		4.45	7.0	7	3	3	1	6	94		
7/2	Toledo	R	W, 7-1	W	4.11	7.0	4	1	1	2	6	95		
7/8	Indianapolis	H	L, 10-3	L	4.63	2.1	5	5	5	1	3	62		
7/14	St. Paul	R	L, 9-8		4.88	4.0	6	4	4	2	2	62		
7/31	Nashville	R	W, 6-0		4.68	3.0	0	0	0	3	4	52		
Starting Totals			14GS		4.68	75.0	70	40	39	23	56			

GS	Team Record	Win %	Avg. IP	Qual. Start	QS %	Ret. 1st AB	1/2/3 Inn.	Run Supp.
14	8 - 6	.571	5.4	5	35.7	68%	33%	4.9
Bullpen Support			Running Game			Pitch Count		
ERA	BS	BR	Sc.	%	SB	Att	%	PO
4.94	2	2	0	0%	2	3	67%	1
Career	W-L	ERA	G	GS	SV/O	IP	H	R
vs. Omaha	1-0	2.31	2	2	0/0	11.2	8	3
at Huntington	1-2	6.00	7	7	0/0	36.0	40	25
with Columbus	6-2	4.68	14	14	0/0	75.0	70	40

CAREER STATS																
YR	Team	Level	W - L	ERA	G	GS	CG	SHO	SV	SVO	IP	H	R	ER	HR	AVG
17	Mahoning Valley	SS	2 - 2	1.85	13	6	0	0	0	0	34.0	27	12	7	3	.213
18	Lake County	A	4 - 9	4.29	22	22	0	0	0	0	115.1	120	60	55	14	.270
	Lynchburg	A+	1 - 2	3.19	5	5	0	0	0	0	31.0	26	12	11	2	.234
19	Lynchburg	A+	3 - 7	5.66	13	13	0	0	0	0	55.2	75	37	35	2	.326
21	Columbus	AAA	6 - 2	4.68	14	14	0	0	0	0	75.0	70	40	39	16	.246
Minor Leagues			16 - 22	4.25	67	60	0	0	0	0	311.0	318	161	147	37	.266
Major Leagues			0 - 0	-	0	0	0	0	0	0	0.0	0	0	0	0	-



	W-L	CG	SV	ERA	IP	H	R	ER	BB	K	HR	AVG	OBP	SLG	K/9	K/BB	IP/HR	WHIP
Starters	12-27	0	-	6.24	319.0	342	233	221	152	299	69	.274	.359	.507	8.44	1.97	4.6	1.549
Relievers	23-17	-	19	4.92	367.2	342	221	201	218	428	51	.246	.361	.420	10.48	1.96	7.2	1.523

Reliever Availability: Pitcher (days rest - last pitch count) *-last pitched on consecutive days

LH Perez (4-44), RH Hill (2-27), RH Koch (2-32), RH Stephens (1-8), LH AYoung (1-20), RH Dowdy (1-24), RH Mota (0-14), RH Broom (0-32), LH DYoung (0-41)

#23 Robert Broom - RHP

Last Game: 8/5 vs. Oma; 2.0IP, 2H, 1R, 1ER, 0BB, 1K

Last 5: 1-0, 0/0SV, 6.0IP, 6H, 3R, 3ER, 5BB, 5K

vs. LH: .366 (15x41, 4HR)	vs. RH: .218 (17x78, 1HR)
inherited runners stranded: 12 of 17 (71%)	pitch count (range, avg.): 5-42, 21.1
1st batter retired: 18 of 28 (64%)	sb-att, pickoffs: 5 of 6, 0

- gave up multiple runs three times in 5G from 5/14-5/28 (3BS, 6.0IP, 8ER, 3HR)
- picked up 8th career save on 6/18 vs. Toledo, first since 7/2/19 with Akron
- inherited bases loaded jam on 7/2 at Toledo (GIDP), closed game with 1.2IP, 0R
- gave up 3HR to 29BF from 5/14-5/28, then allowed 0HR to next 73BF (7/25)

Career	W-L	ERA	G	GS	SV/O	IP	H	R	ER	BB	K
vs. Omaha	0-0	8.31	4	0	0/1	4.1	5	4	4	0	6
at Huntington	1-1	6.32	13	0	1/3	15.2	17	11	11	4	21

#17 Kyle Dowdy - RHP

Last Game: 8/4 vs. Oma; 1.0IP, 2H, 0R, 0ER, 0BB, 2K

Last 5: 1-0, 0/1SV, 7.2IP, 6H, 2R, 2ER, 4BB, 5K

vs. LH: .250 (14x56, 1HR)	vs. RH: .216 (21x97, 4HR)
inherited runners stranded: 9 of 22 (41%)	pitch count (range, avg.): 13-64, 28.8
1st batter retired: 14 of 26 (54%)	sb-att, pickoffs: 2 of 3, 0

- had 1.2IP and 0ER in each of first 4G (3H, 4BB, 7K), despite 0 retired 1st batters
- gave up 10R (5ER) in 3.0IP over 3G from 5/16-5/23
- allowed all 7 inherited runners to score over 3G from 5/20-5/27
- recorded 3.2IP on 64 pitches vs. Nashville on 5/27 (1H, 1BB, 6K)
- needed only 37 pitches for 3.0IP at Iowa on 6/12 (2H, BB, 3K)
- worked 4.1IP on 7/30 at Nashville (1H, 1R, 1ER, 1BB, 2K; 52 pitches)
- became 1st (and only) Clipper with at least 1.0IP in back to back days, 7/22-7/23

Career	W-L	ERA	G	GS	SV/O	IP	H	R	ER	BB	K
vs. Omaha	0-1	5.40	4	0	0/0	5.0	7	6	3	3	5
at Huntington	2-2	2.86	13	1	0/1	22.0	19	9	7	9	28

#65 Cam Hill - RHP

Last Game: 8/3 vs. Oma; 1.1IP, 1H, 0R, 0ER, 0BB, 1K

Last 5: 0-0, 0/1SV, 6.0IP, 8H, 7R, 7ER, 5BB, 2K

vs. LH: .429 (6x14, 1HR)	vs. RH: .265 (9x34, 0HR)
inherited runners stranded: 3 of 5 (60%)	pitch count (range, avg.): 6-32, 20.4
1st batter retired: 8 of 12 (67%)	sb-att, pickoffs: 2 of 2, 0

- on the 60-day DL since 3/27, recovering from right wrist surgery (car accident)
- began rehab assignment on 6/25, activated and optioned on 7/28
- allowed 5ER over 3G (1.1IP) from 6/29-7/3 (6H, 3BB, 1K)

Career	W-L	ERA	G	GS	SV/O	IP	H	R	ER	BB	K
vs. Omaha	0-0	0.00	1	0	0/0	1.1	1	0	0	0	1
at Huntington	2-0	5.40	28	0	1/2	30.0	31	18	18	17	35

#34 Matt Koch - RHP

Last Game: 8/3 vs. Oma; BS, 1.2IP, 1H, 1R, 1ER, 1BB, 4K

Last 5: 0-0, 0/1SV, 12.2IP, 8H, 7R, 7ER, 9BB, 11K

vs. LH: .232 (13x56, 2HR)	vs. RH: .287 (29x101, 6HR)
inherited runners stranded: 7 of 7 (100%)	pitch count (range, avg.): 12-58, 31.8
1st batter retired: 10 of 16 (63%)	sb-att, pickoffs: 1 of 2, 0

- signed by Cleveland on 4/23, assigned to Columbus on 5/15
- picked up the win at Toledo on 5/18 (3.2IP, 2K)
- made spot start on 5/23 at Toledo (3.0IP, 3H, 1R, 1ER, 2BB, 2K)
- in rotation for GS on 5/29 vs. Nashville (3.0IP, 4ER) and 6/4 at Indy (3.0IP, 6ER)
- 2G in relief at Iowa 6/8-6/10 (1.1IP, 0ER), then GS on 6/13 at Iowa (2.0IP, 2ER)

Career	W-L	ERA	G	GS	SV/O	IP	H	R	ER	BB	K
vs. Omaha	0-0	4.70	3	0	0/1	7.2	7	4	4	3	6
at Huntington	0-1	6.17	11	1	0/1	23.1	20	16	16	11	21

#49 Juan Mota - RHP

Last Game: 8/5 vs. Oma; 0.2IP, 0H, 0R, 0ER, 1BB, 2K

Last 5: 0-1, 0/0SV, 3.1IP, 5H, 7R, 6ER, 4BB, 3K

vs. LH: .333 (1x3, 0HR)	vs. RH: .400 (4x10, 1HR)
inherited runners stranded: 1 of 1 (100%)	pitch count (range, avg.): 14-37, 22.7
1st batter retired: 1 of 3 (33%)	sb-att, pickoffs: 1 of 1, 0

- pitched in 23G (30.0IP, 26H, 18R, 14ER, 18BB, 49K) for Akron (5/4-7/27)
- maxed out at 2.0IP in 4G, including 3 straight from 6/16-6/23
- held RH to a line of .183/.292/.267 with 0HR in 73PA (.313/.424/.563, 2HR to LH)
- had 0ER Wed-Fri (13.0IP, 5H, 4BB, 26K), 14ER Sat-Tue (17.0IP, 21H, 14BB,

Career	W-L	ERA	G	GS	SV/O	IP	H	R	ER	BB	K
vs. Omaha	0-1	19.29	2	0	0/0	2.1	3	6	5	3	3
at Huntington	0-1	19.29	2	0	0/0	2.1	3	6	5	3	3

#26 Kyle Nelson - LHP

Last Game: 7/8 vs. Ind; 0.1IP, 3H, 5R, 5ER, 2BB, 0K

Last 5: 0-0, 1/1SV, 4.2IP, 4H, 5R, 5ER, 2BB, 6K

vs. LH: .250 (4x16, 0HR)	vs. RH: .250 (5x20, 0HR)
inherited runners stranded: 8 of 10 (80%)	pitch count (range, avg.): 6-28, 18.7
1st batter retired: 7 of 9 (78%)	sb-att, pickoffs: 1 of 2, 0

- pitched in 2G (2.0IP, 0H, 0R, 0ER, 1BB, 2K) for Cleveland (4/26-5/2)
- pitched in 6G (7.1IP, 6H, 1R, 1ER, 2BB, 8K) for Columbus (5/4-5/21)
- pitched in 8G (7.2IP, 10H, 10R, 10ER, 7BB, 6K) for Cleveland (5/22-6/27)
- sent to Columbus (6/12-6/13) during 2nd stint with Cleveland, but did not pitch
- all 10ER in 2nd MLB stint came in 2G (5ER 6/6 at Baltimore, 6/18 at Pittsburgh)

Career	W-L	ERA	G	GS	SV/O	IP	H	R	ER	BB	K
vs. Omaha	0-0	3.00	3	0	0/0	3.0	2	1	1	2	2
at Huntington	1-0	6.75	10	0	1/1	10.2	10	8	8	7	11

#48 Francisco Perez - LHP

Last Game: 8/1 at Nas; S, 2.0IP, 1H, 0R, 0ER, 2BB, 4K

Last 5: 0-0, 1/1SV, 8.1IP, 7H, 1R, 1ER, 6BB, 16K

vs. LH: .263 (5x19, 0HR)	vs. RH: .178 (8x45, 1HR)
inherited runners stranded: 0 of 5 (0%)	pitch count (range, avg.): 9-54, 32.1
1st batter retired: 6 of 11 (55%)	sb-att, pickoffs: 0 of 0, 0

- pitched in 11G (27.0IP, 8H, 2R, 2ER, 9BB, 46K) for Akron (5/4-6/18)
- started season with 6 scoreless appearances (15.0IP, 3H, 6BB, 26K)
- after 2ER in 3.0IP vs. Erie on 6/1, no runs in next 4G (9.0IP, 2H, 3BB, 14K)
- had 7G with at least 2.0IP, maxing at 4.0IP (5/26 vs. Binghamton, 6/18 at Bowie)
- got 1st career save on 6/12 at Altoona; 1st with Columbus on 8/1 at Nashville
- recorded 3.0IP with 0ER on 7/21 vs. Iowa (6K, 12BF)

Career	W-L	ERA	G	GS	SV/O	IP	H	R	ER	BB	K
vs. Omaha	0-0	-	0	0	0/0	0.0	0	0	0	0	0
at Huntington	1-0	3.24	5	0	0/0	8.1	9	3	3	5	14

#43 Jordan Stephens - RHP

Last Game: 8/4 vs. Oma; S, 0.2IP, 0H, 0R, 0ER, 0BB, 1K

Last 5: 0-0, 1/1SV, 9.1IP, 12H, 5R, 5ER, 5BB, 9K

vs. LH: .308 (12x39, 0HR)	vs. RH: .292 (21x72, 8HR)
inherited runners stranded: 9 of 13 (69%)	pitch count (range, avg.): 8-41, 26.5
1st batter retired: 9 of 20 (45%)	sb-att, pickoffs: 3 of 5, 0

- did not participate in MLB spring training, assigned to Columbus on 5/23
- 2HR on 5/23 at Toledo, 0HR next 13G (72BF), 5HR in 2G at St. Paul (7/14-7/18)
- earned first career save on 6/3 at Indianapolis (0.1IP, BB)
- reached 500.0IP and 500K in career during same game, 6/24 vs. St. Paul
- had a 2.25ERA (16.0IP, 4ER) over 13G between 3ER apps on 5/23 and 7/14

Career	W-L	ERA	G	GS	SV/O	IP	H	R	ER	BB	K
vs. Omaha	0-0	0.00	1	0	1/1	0.2	0	0	0	0	1
at Huntington	1-2	5.30	15	4	4/4	35.2	36	21	21	13	40

#27 Alex Young - LHP

Last Game: 8/4 vs. Oma; 0.1IP, 2H, 2R, 2ER, 2BB, 1K

Last 5: 0-0, 0/0SV, 1.2IP, 2H, 2R, 2ER, 2BB, 2K

vs. LH: .500 (1x2, 0HR)	vs. RH: .200 (1x5, 0HR)
inherited runners stranded: 1 of 1 (100%)	pitch count (range, avg.): 6-20, 11.7
1st batter retired: 2 of 3 (67%)	sb-att, pickoffs: 0 of 0, 0

- pitched 30G (41.2IP, 50H, 34R, 29ER, 20BB, 38K) for Arizona (4/1-6/28, 7/9-7/19)
- pitched in 2G (4.0IP, 5H, 2R, 2ER, 0BB, 5K) for Reno (6/29-7/8)
- posted a 10.69ERA (16.0IP, 19ER) over last 5G in MLB, DFA'd 7/21
- claimed by Cleveland on 7/26 and assigned to Columbus

Career	W-L	ERA	G	GS	SV/O	IP	H	R	ER	BB	K
vs. Omaha	0-1	14.21	2	1	0/0	6.1	16	10	10	3	7
at Huntington	0-0	54.00	1	0	0/0	0.1	2	2	2	2	1

#41 Danny Young - LHP

Last Game: 8/5 vs. Oma; 1.1IP, 1H, 0R, 0ER, 3BB, 3K

Last 5: 0-0, 0/0SV, 7.0IP, 6H, 3R, 3ER, 5BB, 11K

vs. LH: .145 (8x55, 0HR)	vs. RH: .342 (27x79, 7HR)
inherited runners stranded: 12 of 16 (75%)	pitch count (range, avg.): 0-41, 24.2
1st batter retired: 10 of 24 (42%)	sb-att, pickoffs: 4 of 4, 0

- allowed 9ER over 2.0IP vs. Nashville from 5/27-5/30 (8H, 3BB, 5K, 4HR)
- recorded 5K in 2.1 perfect innings at Iowa on 6/13
- had 0.64ERA in month of June (9G, 14.0IP, 8H, 2R, 1ER, 1BB, 18K)
- allowed at least 1ER in 4 of 5G from 7/4-7/23 (6.1IP, 6ER)
- issued 3BB on 8/5 vs. Omaha (8BF); had 4BB to 91BF in 16G prior (6/4-8/3)

Career	W-L	ERA	G	GS	SV/O	IP	H	R	ER	BB	K
vs. Omaha	0-1	3.38	4	0	0/1	5.1	4	2	2	4	9
at Huntington	2-1	6.20	15	0	0/1	20.1	24	15	14	9	32



#13 Gabriel Arias - INF

Series: .167 (2x12) Current: 2 (.286, 2x7)
 Home Stand: .167 (2x12) Long: 9 (.417, 15x36; 7/18-7/28)
 Last Game: 8/5 vs. OMA (SS); 1x4, R, 2K

Highs: H- 3, 7x, 8/1 at Nas R- 3, 2x, 6/27 vs. Stp RBI- 3, 3x, 7/30 at Nas

- hit 2-run HR in first Triple-A at bat, 5/4 at Louisville, then went 2x20 with 0RBI
- reached base in each of first 12G of the season (5/4-5/18, .429OBP)
- hit .147 (10x68) with a .247OBP in 19G after on base streak (5/19-6/10)
- had two doubles in back to back games on 7/31-8/1 at Nashville

Season Splits:	Career	G	AB	AVG	OBP	SLG	HR	RBI
vs LH .305 (18x59, 2HR)	vs. Omaha	9	31	.323	.447	.452	1	4
vs RH .267 (58x217, 7HR)	at Huntington	36	127	.283	.374	.417	3	11

#38 Trenton Brooks - OF

Series: .364 (4x11), 1RBI Current: 5 (.333, 6x18)
 Home Stand: .364 (4x11), 1RBI Long: 5, 2x (.333, 6x18; 7/31-c)
 Last Game: 8/5 vs. OMA (1B); 1x4, R, K

Highs: H- 3, 2x, 7/9 vs. Ind R- 3, 6/19 vs. Tol RBI- 5, 6/10 at low

- hit .268/.438/.507 with 4HR and 19RBI in 23G (71AB) for Akron (5/4-6/7)
- ranked 3rd in the EL in OBP (.438) and BB (20) at time of promotion
- hit .391 (9x23) with 3HR (all 3-run) with runners in scoring position
- had 17BB during 12G on base streak from 5/16-5/29 (.547OBP)
- tied career highs with 2HR (3rd time) and 5RBI (3rd time) on 6/10 at Iowa
- was 2x4 with an RBI (walk-off single) in 1-0 win vs. Indianapolis on 7/6
- walk-off HR to leadoff 9th in 4-3 win vs. Iowa on 7/22 (first career walk-off HR)

Season Splits:	Career	G	AB	AVG	OBP	SLG	HR	RBI
vs LH .244 (11x45, 0HR)	vs. Omaha	3	11	.364	.500	.364	0	1
vs RH .258 (32x124, 6HR)	at Huntington	25	87	.310	.388	.494	4	11

#7 Alex Call - OF

Series: .364 (4x11), 1HR, 1RBI Current: 0
 Home Stand: .364 (4x11), 1HR, 1RBI Long: 4, 2x (.263, 5x19; 7/25-7/29)
 Last Game: 8/5 vs. OMA (LF); 0x3, BB, K

Highs: H- 3, 2x, 7/18 at Stp R- 3, 7/28 at Nas RBI- 3, 7/18 at Stp

- hit .310/.389/.503 with 5HR and 23RBI in 43G (155AB) for Akron (5/4-6/28)
- scored in each of first 9G of the season (ranked 6th in EL with 34R at call up)
- hit .442 (19x43) over 13G from 5/29-6/15 (2HR game on 6/4 vs. Erie)
- batted .302 (13x43) with RISP and was 2x3 with the bases loaded for Akron
- hit 2HR (both solo) on 6/30 at Toledo (tied career high, 4th time)
- went 3x4 with 2HR (5th time in career) and 3RBI on 7/18 at St. Paul

Season Splits:	Career	G	AB	AVG	OBP	SLG	HR	RBI
vs LH .200 (5x25, 3HR)	vs. Omaha	3	11	.364	.500	.636	1	1
vs RH .233 (21x90, 5HR)	at Huntington	14	44	.205	.327	.364	2	4

#8 Gavin Collins - C

Series: .143 (1x7), 1HR, 2RBI Current: 0
 Home Stand: .143 (1x7), 1HR, 2RBI Long: 3 (.308, 4x13; 7/15-7/20)
 Last Game: 8/5 vs. OMA (C); 0x4

Highs: H- 2, 4x, 7/18 at Stp R- 2, 6/19 vs. Tol RBI- 4, 7/15 at Stp

- was 2x3 with a pair of doubles and an RBI on 5/25 vs. Nashville
- went 2x3 with 2RBI on 7/4 at Toledo (was 3x41 with 3RBI in 16G prior)
- poked a grand slam on 7/15 at St. Paul
- had 3RBI through first 22G; 12RBI in last 16G (since 6/25)

Season Splits:	Career	G	AB	AVG	OBP	SLG	HR	RBI
vs LH .318 (7x22, 0HR)	vs. Omaha	4	13	.154	.294	.385	1	2
vs RH .122 (11x90, 2HR)	at Huntington	20	52	.192	.358	.288	1	7

#1 Andres Gimenez - INF

Series: .286 (2x7), 1HR, 2RBI Current: 8 (.382, 13x34)
 Home Stand: .286 (2x7), 1HR, 2RBI Long: 8, 2x (.382, 13x34; 7/27-c)
 Last Game: 8/5 vs. OMA (2B); 1x4, K

Highs: H- 3, 4x, 7/29 at Nas R- 2, 4x, 8/4 vs. OMA RBI- 3, 3x, 6/25 vs. Stp

- hit .179/.226/.308 with 2HR and 5RBI in 29G (78AB) for Cleveland (4/1-5/18)
- did not have any XBH over final 12G (4x29) and was optioned on 5/18
- had 4 consecutive multi-hit games from 5/22-5/26 (8x18, 3 doubles)
- was 2x4 with a double (game-tying, 2-run in 7th), HR and 3RBI on 6/15 vs. Toledo
- HR in six straight from 6/13-6/19 (never had HR in consecutive games before)

Season Splits:	Career	G	AB	AVG	OBP	SLG	HR	RBI
vs LH .222 (14x63, 1HR)	vs. Omaha	2	7	.286	.375	.714	1	2
vs RH .312 (44x141, 9HR)	at Huntington	25	97	.320	.385	.649	8	24

#46 Gianpaul Gonzalez - C

Series: .000 (0x1) at Stp Current: 0
 Home Stand: .000 (0x0) Long: 0
 Last Game: 7/17 at Stp (PH-C); 0x1, K

Highs: H- R- RBI-

- hit .250/.333/.250 with 0HR and 1RBI in 5G (16AB) with Lake County (5/4-6/16)
- did not appear in any games during first month with Columbus
- made Triple-A debut as pinch-hitter (K) at St. Paul on 7/17

Season Splits:	Career	G	AB	AVG	OBP	SLG	HR	RBI
vs LH .000 (0x0, 0HR)	vs. Omaha	0	0	-	-	-	0	0
vs RH .000 (0x1, 0HR)	at Huntington	0	0	-	-	-	0	0

#45 Oscar Gonzalez - OF

Series: .462 (6x13), 1HR, 5RBI Current: 3 (.462, 6x13)
 Home Stand: .462 (6x13), 1HR, 5RBI Long: 8 (.303, 10x33; 7/13-7/22)
 Last Game: 8/5 vs. OMA (RF); 2x4, R, RBI, 3B, K

Highs: H- 3, 8/3 vs. OMA R- 3, 8/3 vs. OMA RBI- 3, 8/3 vs. OMA

- hit .330/.367/.601 with 13HR and 41RBI in 49G (188AB) for Akron (5/4-7/5)
- ranked 2nd in EL in batting, 3rd in HR and RBI at time of call up (1st in SLG)
- was 3x4 with a HR and 5RBI (tied career high, third time) on 6/11 at Altoona
- hit safely in 17 straight from 6/12-7/2 (.397, 27x68, 4HR, 15RBI)
- hit streak included 4th 4-hit game of career, 6/19 at Bowie (2B, HR, 4RBI)
- did not hit first Triple-A HR until 12th game (42nd AB), 7/21 vs. Iowa

Season Splits:	Career	G	AB	AVG	OBP	SLG	HR	RBI
vs LH .150 (3x20, 1HR)	vs. Omaha	3	13	.462	.500	.923	1	5
vs RH .333 (25x75, 3HR)	at Huntington	14	50	.320	.382	.540	2	9

#10 Nolan Jones - INF

Series: .214 (3x14), 1RBI Current: 2 (.375, 3x8)
 Home Stand: .214 (3x14), 1RBI Long: 7 (.400, 10x25; 6/27-7/4)
 Last Game: 8/5 vs. OMA (3B); 1x4, R, 2K

Highs: H- 3, 6/8 at low R- 3, 6/19 vs. Tol RBI- 4, 6/27 vs. Stp

- started year 0x7 (6K) then hit go-ahead, RBI double in 9th at Louisville on 5/5
- did not have first HR until 48th AB of the season (24K, .179SLG prior)
- set career high with 2SB on 6/6 at Indianapolis (15th and 16th SB in career)
- hit 18 doubles over 36G from 5/23-7/3, including three doubles on 6/8 at Iowa
- batted .301/.420/.570 with 3HR and 17RBI over 28G (93AB) from 6/4-7/4

Season Splits:	Career	G	AB	AVG	OBP	SLG	HR	RBI
vs LH .224 (13x58, 1HR)	vs. Omaha	8	30	.133	.257	.133	0	2
vs RH .217 (45x207, 8HR)	at Huntington	37	129	.186	.300	.403	7	24

#12 Tyler Krieger - INF

Series: .143 (1x7) Current: 0
 Home Stand: .143 (1x7) Long: 4 (.375, 6x16; 7/8-7/18)
 Last Game: 8/5 vs. OMA (DH); 0x3, K

Highs: H- 2, 5x, 7/14 at Stp R- 2, 2x, 6/26 vs. Stp RBI- 3, 7/14 at Stp

- went 5x12 through first 3G, then 8x74 over next 27G (5/14-7/6)
- was 2x4 with a HR and 3RBI on 7/14 at St. Paul

Season Splits:	Career	G	AB	AVG	OBP	SLG	HR	RBI
vs LH .167 (5x30, 1HR)	vs. Omaha	7	26	.115	.148	.115	0	0
vs RH .172 (16x93, 1HR)	at Huntington	24	71	.169	.203	.254	1	3

#24 Connor Marabell - OF

Series: .333 (3x9), 1RBI Current: 0
 Home Stand: .333 (3x9), 1RBI Long: 7 (.286, 8x28; 7/9-7/20)
 Last Game: 8/4 vs. OMA (LF); 0x4

Highs: H- 3, 2x, 8/3 vs. OMA R- 2, 2x, 6/23 vs. Stp RBI- 3, 4x, 6/19 vs. Tol

- went 2x4 with a HR, 2RBI and a steal on 5/23 at Toledo
- had 4 multi-hit games over 5G hitting streak from 6/6-6/12
- went 2x3 with a an RBI (walk-off double) on 6/15 vs. Toledo

Season Splits:	Career	G	AB	AVG	OBP	SLG	HR	RBI
vs LH .182 (8x44, 0HR)	vs. Omaha	4	16	.313	.421	.313	0	1
vs RH .289 (46x159, 4HR)	at Huntington	61	207	.217	.269	.319	3	24

#2 Richard Palacios - INF

Series: .250 (3x12), 2RBI Current: 2 (.375, 3x8)
 Home Stand: .250 (3x12), 2RBI Long: 2, 2x (.375, 3x8; 8/4-c)
 Last Game: 8/5 vs. OMA (CF); 2x4, 2RBI, 2B, SB

Highs: H- 2, 2x, 8/5 vs. OMA R- 1, 8/3 vs. OMA RBI- 2, 2x, 8/5 vs. OMA

- hit .299/.389/.496 with 6HR and 36RBI in 66G (244AB) for Akron (5/4-7/29)
- started 40G at 2B, but logged 18 starts across all three OF spots (10 in CF)
- went 4x6 with 3 doubles and an RBI on 6/9 at Altoona
- had a hit 7 straight AB (3 doubles, HR) from 7/13-7/15, including 5x5 on 7/14

Season Splits:	Career	G	AB	AVG	OBP	SLG	HR	RBI
vs LH .167 (1x6, 0HR)	vs. Omaha	3	12	.250	.357	.333	0	2
vs RH .385 (5x13, 0HR)	at Huntington	3	12	.250	.357	.333	0	2

#6 Mike Rivera - C

Series: .000 (0x3) Current: 0
 Home Stand: .000 (0x3) Long: 2 (.333, 2x6; 6/29-8/1)
 Last Game: 8/4 vs. OMA (C); 0x3, BB, 2K

Highs: H- 1, 2x, 8/1 at Nas R- 1, 8/1 at Nas RBI-

- hit .186/.260/.302 with 1HR and 8RBI in 13G (43AB) for Akron (5/4-6/22)
- homered (2RBI) in season debut on 5/6 vs. Binghamton (off Jared Robinson)
- went 4x5 with a pair of doubles and 3RBI on 5/23 vs. Reading
- with Columbus (6/23-6/30), appeared in 1G, 6/29 at Toledo (1x4)
- hit .140/.255/.302 with 2HR and 7RBI in 13G (43AB) for Akron (7/1-7/29)
- homered in consecutive games on 7/24 vs. Richmond and 7/29 at Erie

Season Splits:	Career	G	AB	AVG	OBP	SLG	HR	RBI
vs LH .000 (0x3, 0HR)	vs. Omaha	1	3	.000	.250	.000	0	0
vs RH .250 (2x8, 0HR)	at Huntington	3	5	.000	.167	.000	0	0



Situational Hitting, Starting Lineups, Miscellaneous Stats

Friday, August 6

PLAYER	As Leadoff				Runners On				Bases Loaded				Scoring Position				7th Inning On					
	AB	AVG	OBP	HR	AB	AVG	HR	RBI	AB	AVG	HR	RBI	AB	AVG	HR	RBI	AB	AVG	OBP	R	HR	RBI
Arias	65	.308	.366	2	116	.241	4	22	4	.250	0	3	64	.188	2	16	87	.264	.330	13	0	4
Brooks	45	.333	.362	2	71	.225	2	18	4	.000	0	2	51	.196	1	16	56	.214	.308	8	2	7
Call	38	.368	.467	5	40	.200	3	7	1	.000	0	0	22	.136	2	5	38	.132	.267	3	1	1
Collins	26	.154	.241	1	58	.190	1	14	2	.500	1	5	44	.227	1	13	47	.128	.212	5	1	7
Gimenez	45	.178	.213	0	78	.333	4	25	4	.500	0	4	38	.316	2	20	61	.279	.333	7	3	11
Gonzalez, G	-	-	-	-	1	.000	0	0	-	-	-	-	1	.000	0	0	1	.000	.000	0	0	0
Gonzalez, O	14	.214	.353	2	49	.327	1	11	2	.500	0	2	30	.367	1	11	31	.355	.375	5	2	8
Jones	60	.267	.353	2	127	.189	3	30	10	.300	0	8	74	.176	3	28	78	.269	.400	16	2	5
Krieger	29	.172	.226	0	55	.164	2	6	4	.000	0	0	36	.111	0	2	45	.089	.163	4	0	0
Marabell	43	.209	.277	0	103	.301	3	27	7	.143	0	6	62	.258	2	25	77	.299	.349	9	1	8
Palacios	4	.250	.250	0	11	.364	0	4	-	-	-	-	6	.667	0	4	6	.333	.333	0	0	2
Rivera	4	.250	.250	0	3	.000	0	0	-	-	-	-	1	.000	0	0	4	.000	.200	0	0	0
Team Total	634	.259	.325	24	1159	.246	39	289	69	.246	2	56	704	.232	26	250	843	.241	.320	112	26	106

Starts by Position											Starts by Batting Order								
PLAYER	C	1B	2B	3B	SS	LF	CF	RF	DH		1st	2nd	3rd	4th	5th	6th	7th	8th	9th
Arias			9	17	43				6			2	9		41	7	16		
Brooks		40							5		7	2				11	11	9	5
Call						3	26	1			19					1		2	8
Collins	32																1	26	5
Gimenez			17		29				5		1	47	3						
Gonzalez, G																			
Gonzalez, O						7	1	15	2						5	9	5	6	
Jones		1		47				22	6			5	2	10	12	35	12		
Krieger			21						9							1	8	7	14
Marabell		5				37		5	8			1				1	5	7	41
Palacios			2					2	1			1					4		
Rivera	3																		3

Home Runs							Multi-Hit Games						Multi-RBI Games					
PLAYER	1R	2R	3R	GS	Last	Record	2H	3H	4H	5+H	Total		2BI	3BI	4BI	5+BI	Total	
Arias	5	2	2		7/30 at Nashville (3)	4-5	9	7			16		2	3			5	
* Brooks	4	2			7/22 vs. Iowa (s)	3-2	10	2			12		3			1	4	
** Call	5	3			8/4 vs. Omaha (s)	3-3	5	2			7		3	1			4	
Collins	1			1	8/3 vs. Omaha (s)	0-2	4				4		4		1		5	
Gimenez	6	3	1		8/4 vs. Omaha (2)	7-3	13	4			17		5	3			8	
Gonzalez, G											0						0	
Gonzalez, O	3	1			8/3 vs. Omaha (2)	2-2	7	1			8		1	1			2	
Jones	6		3		7/25 vs. Iowa (3)	7-2	11	1			12		6	2	1		9	
Krieger		2			7/14 at St. Paul (2)	0-2	5				5		1	1			2	
Marabell	1	2	1		7/20 vs. Iowa (2)	2-2	10	2			12		4	4			8	
Palacios							2				2		2				2	
Rivera											0						0	
Team Total	62	23	14	2	Gimenez, 8/4 vs. Oma	25-25	129	33	0	0	162		56	22	6	1	85	

*- # of 2HR games

Current Streaks											
Hitting				On Base				Errorless			
PLAYER	Games	Started		Games	Started			Games	Last Error		
Arias	2 (.286, 2x7)	8/4 vs. Oma		16 (.414OBP)	7/18 at Stp			1	8/4 vs. Oma		
Brooks	5 (.333, 6x18)	7/31 at Nas		6 (.462OBP)	7/30 at Nas			26	6/29 at Tol		
Call	0	-		3 (.500OBP)	8/3 vs. Oma			32	None		
Collins	0	-		0	-			5	7/22 vs. low		
Gimenez	8 (.382, 13x34)	7/27 at Nas		13 (.439OBP)	7/20 vs. low			17	6/27 vs. Stp		
Gonzalez, G	0	-		0	-			1	None		
Gonzalez, O	3 (.462, 6x13)	8/3 vs. Oma		3 (.500OBP)	8/3 vs. Oma			12	None		
Jones	2 (.375, 3x8)	8/4 vs. Oma		2 (.375OBP)	8/4 vs. Oma			7	7/28 at Nas		
Krieger	0	-		0	-			6	7/15 at Stp		
Marabell	0	-		0	-			48	5/20 at Tol		
Palacios	2 (.375, 3x8)	8/4 vs. Oma		5 (.381OBP)	7/31 at Nas			4	None		
Rivera	0	-		3 (.364OBP)	6/29 at Tol			5	None		

Season High Streaks		
Hitting		
Arias	9	7/18-7/28
Gonzalez	8	7/13-7/22
Gimenez	8	7/27-
On Base		
Jones	17	7/13-8/1
Arias	16	7/18-
Jones	15	5/13-5/30
Errorless		
Marabell	48	5/23-
Johnson	45	5/4-
Mercado	33	5/4-6/14

Base Stealing										
PLAYER	2B	Att	3B	Att	H	Att	%	R	PO	
Arias	2	3	1	1			3 4 75%	0	1	
Brooks	2	2					2 2 100%	1	0	
Call	3	4					3 4 75%	2	0	
Collins	0	1					0 1 0%	0	0	
Gimenez	8	11	0	1			8 12 67%	3	0	
Gonzalez, G							-			
Gonzalez, O							-			
Jones	5	6	2	2			7 8 88%	2	2	
Krieger			0	1			0 1 0%	0	0	
Marabell	3	6					3 6 50%	1	0	
Palacios	3	3					3 3 100%	0	0	
Rivera							-			
Team Total	48	64	3	5			51 69 74%	18	7	



Highs and Lows, Record Breakdown

Friday, August 6

Clippers Individual Batting

Most hits, game:	3, 33x, Gonzalez & Marabell, 8/3 vs. Omaha
Most runs, game:	3, 7x, Gonzalez, 8/3 vs. Omaha
Most doubles, game:	3, Jones, 6/8 at Iowa
Most triples, game:	1, 9x, Gonzalez, 8/5 vs. Omaha
Most home runs, game:	2, 4x, Call, 7/18 at St. Paul
Most RBI, game:	5, Brooks, 6/10 at Iowa
Most stolen bases, game:	2, 2x, Mercado, 6/12 at Iowa
Most walks, game:	3, 5x, Brooks, 7/30 at Nashville
Most total bases, game:	9, 3x, Call, 7/18 at St. Paul
Longest hitting streak:	9, Arias, 7/18-7/28
Longest on base streak:	17, Jones, 7/13-8/1

Clippers Team Batting

Most runs, game:	12, 6/19 vs. Toledo
Most runs, inning:	9, 5/28 vs. Nashville
Most hits, game:	14, 2x, 6/27 vs. St. Paul
Most hits, inning:	6, 2x, 6/9 at Iowa
Most doubles, game:	6, 6/8 at Iowa
Most triples, game:	2, 6/29 at Toledo
Most home runs, game:	5, 2x, 7/20 vs. Iowa
Most extra base hits, game:	7, 4x, 7/21 vs. Iowa
Most total bases, game:	28, 5/14 vs. Omaha
Most stolen bases, game:	4, 8/4 vs. Omaha
Most walks, game:	9, 6/19 vs. Toledo
Most strikeouts, game:	15, 2x, 7/3 at Toledo
Most runners LOB, game:	14, 8/3 vs. Omaha
Fewest hits, game:	3, 2x, 7/17 at St. Paul

Clippers Individual Pitching

Most innings pitched, starter:	7.0, 4x, McCarty, 7/2 at Toledo
Fewest innings pitched, starter:	0.2, Peacock, 7/30 at Nashville
Most innings pitched, reliever:	5.0, Herget, 7/9 vs. Indianapolis
Most strikeouts, starter:	10, Allen, 8/3 vs. Omaha
Most strikeouts, reliever:	7, 2x, Herget, 7/16 at St. Paul
Longest winning streak:	5, 2x, Herget, 6/27-
Longest losing streak:	4, 2x, Fillmyer, 7/17-
Most consecutive scoreless IP, starter:	12.0, Fillmyer, 7/1-7/17
Most consecutive scoreless IP, reliever:	1.0, 2x, Herget, 7/3-7/28
Most runs allowed:	9, Peacock, 7/13 at St. Paul
Most hits allowed:	11, Allen, 5/19 at Toledo
Most walks allowed:	4, 13x, Fillmyer, 8/5 vs. Omaha
Most home runs allowed, game:	4, 3x, Mejia, 7/13 at St. Paul

Clippers Team Pitching

Most strikeouts, game:	18, 8/3 vs. Omaha
Most walks, game:	10, 2x, 5/27 vs. Nashville
Fewest walks, game:	0, 3x, 7/16 at St. Paul
Most runs allowed, game:	19, 7/13 at St. Paul
Most runs allowed, inning:	10, 7/13 at St. Paul
Most hits allowed, game:	15, 2x, 7/10 vs. Indianapolis
Most hits allowed, inning:	6, 3x, 7/13 at St. Paul
Fewest hits allowed, game:	1, 2x, 7/31 at Nashville
Most home runs allowed, game:	6, 2x, 7/13 at St. Paul

Miscellaneous

Longest winning streak:	4, 6/6-6/10
Longest losing streak:	8, 5/23-6/1
Longest game, time:	4:38, 8/3 vs. Omaha
Longest game, innings:	11, 8/3 vs. Omaha
Shortest game, time (9 inn.):	2:20, 6/24 vs. St. Paul
Shortest game, time (7 inn.):	2:12, 6/4 at Indianapolis (g2)
Largest home crowd:	10,100, 4x, 8/3 vs. Omaha
Smallest home crowd:	2,117, 5/12 vs. Omaha
Largest winning margin:	10, 5/7 at Louisville
Largest losing margin:	18, 7/13 at St. Paul
Largest comeback:	4, 2x, 7/21 vs. Iowa
Largest lead lost:	4, 3x, 7/18 at St. Paul
Most double plays turned:	5, 5/15 vs. Omaha
Most double plays hit into:	3, 5x, 8/4 vs. Omaha
Most errors:	3, 5/28 vs. Nashville

	Leading	Tied	Trailing
After 6 innings:	25 - 8	8 - 7	2 - 29
After 7 innings:	28 - 5	6 - 5	1 - 34
After 8 innings:	30 - 2	4 - 5	0 - 35

1-run games:	7 - 8	3-run games:	8 - 3
2-run games:	9 - 7	Extra Innings:	0 - 4

Day games: 5 - 7 Night games: 30 - 37 DH: 0 - 2

Clippers score first:	23 - 14	Out-hitting opponents:	24 - 11
Opponent scores first:	12 - 30	Hits even:	3 - 2
Shutouts:	7 - 4	Out-hit by opponents:	8 - 31

Score at least 4 runs:	28 - 19	Commit an error:	15 - 22
Score less than 4 runs:	7 - 25	Commit no errors:	20 - 22

Last at bat wins:	6	Come from behind wins:	15
Walkoff record:	3 - 3	Losses after leading:	20

	Series W-L-T	Series Sweeps
Home	3 - 2 - 1	0 - 1
Road	2 - 4 - 1	0 - 0
Overall	5 - 6 - 2	0 - 1

Record by Day

Day	Home	Road	Total
Sunday	2 - 3	3 - 3	5 - 6
Monday	0 - 0	0 - 0	0 - 0
Tuesday	3 - 4	3 - 4	6 - 8
Wednesday	4 - 3	3 - 3	7 - 6
Thursday	3 - 4	2 - 5	5 - 9
Friday	4 - 2	3 - 5	7 - 7
Saturday	1 - 5	4 - 3	5 - 8

Record by Month




Month	Home	Road	Total
April	0 - 0	0 - 0	0 - 0
May	2 - 10	6 - 5	8 - 15
June	8 - 4	7 - 7	15 - 11
July	6 - 5	4 - 11	10 - 16
August	1 - 2	1 - 0	2 - 2
September	0 - 0	0 - 0	0 - 0
Total	17 - 21	18 - 23	35 - 44

Clippers vs. the International League

West	Home	Road	Total
Indianapolis	3 - 2	2 - 4	5 - 6
Iowa	3 - 3	5 - 1	8 - 4
Louisville	0 - 0	4 - 1	4 - 1
Omaha	3 - 6	0 - 0	3 - 6
St. Paul	4 - 2	1 - 5	5 - 7
Toledo	4 - 2	3 - 9	7 - 11
Total	17 - 15	15 - 20	32 - 35

South	Home	Road	Total
Charlotte	0 - 0	0 - 0	0 - 0
Durham	0 - 0	0 - 0	0 - 0
Gwinnett	0 - 0	0 - 0	0 - 0
Jacksonville	0 - 0	0 - 0	0 - 0
Memphis	0 - 0	0 - 0	0 - 0
Nashville	0 - 6	3 - 3	3 - 9
Norfolk	0 - 0	0 - 0	0 - 0
Total	0 - 6	3 - 3	3 - 9

Runs by Inn.	1	2	3	4	5	6	7	8	9	10+	Total
Clippers	31	50	50	49	49	25	49	35	25	3	366
Opponents	38	61	65	77	37	54	40	47	21	14	454

	 <u>Opp</u>		 <u>Opp</u>		 <u>Opp</u>
0-run inn.:	500 473	3-run inn.:	24 33	6-run inn.:	3 2
1-run inn.:	108 91	4-run inn.:	12 17	7-run inn.:	1 2
2-run inn.:	42 63	5-run inn.:	4 5	8+ run inn.:	1 2



2021 Day by Day

Friday, August 6

Date	Opp	Result	Time Delay	Rec.	Pos.	GA/B	Att.
5/4	Lou	W, 6-3	3:01	1-0	T1st	-	2,808
5/5	Lou	W, 2-1	3:01	2-0	T1st	-	1,778
5/6	Lou	L, 9-0	2:40 :50	2-1	T2nd	-0.5	1,841
5/7	Lou	W, 10-0	3:16	3-1	T1st	-	2,428
5/8	Lou	W, 6-3	3:40	4-1	1st	+0.5	2,582
5/9	Lou	Cancelled, Rain					
5/10	OFF DAY						
5/11	Oma	W, 2-0	2:25	5-1	1st	+1.0	2,512
5/12	Oma	L, 5-4	3:23	5-2	1st	+0.5	2,117
5/13	Oma	L, 8-6	3:38	5-3	2nd	-0.5	2,512
5/14	Oma	W, 10-7	3:10	6-3	1st	+0.5	3,714
5/15	Oma	L, 4-2	3:09	6-4	2nd	-0.5	4,066
5/16	Oma	L, 8-3	3:04	6-5	3rd	-1.5	3,747
5/17	OFF DAY						
5/18	Tol	W, 6-1	2:58	7-5	3rd	-1.0	2,493
5/19	Tol	L, 8-2	2:41	7-6	4th	-1.5	2,157
5/20	Tol	L, 9-5	3:03	7-7	4th	-2.0	2,519
5/21	Tol	L, 3-2	2:45	7-8	4th	-3.0	3,434
5/22	Tol	W, 5-3	2:35	8-8	4th	-3.0	4,221
5/23	Tol	L, 12-5	3:03	8-9	4th	-3.0	3,509
5/24	OFF DAY						
5/25	Nas	L, 8-2	2:52	8-10	T4th	-3.0	2,842
5/26	Nas	L, 6-5	2:54	8-11	6th	-4.0	3,051
5/27	Nas	L, 11-0	3:11	8-12	6th	-5.0	3,553
5/28	Nas	L, 13-9	3:19	8-13	6th	-6.0	3,406
5/29	Nas	L, 8-3	3:14	8-14	6th	-7.0	3,817
5/30	Nas	L, 9-3	3:18	8-15	6th	-8.0	4,537
5/31	OFF DAY						
6/1	Ind	L, 5-3	2:53	8-16	6th	-9.0	2,604
6/2	Ind	PPD., Rescheduled as a DH on 6/4					
6/3	Ind	W, 3-2	2:43	9-16	T6th	-8.5	2,794
6/4	Ind	L, 10-3 (7)	2:26	9-17	T6th	-9.0	-
6/4	Ind	L, 5-2 (7)	2:12	9-18	T6th	-10.0	5,207
6/5	Ind	L, 3-2	2:39	9-19	7th	-11.0	4,723
6/6	Ind	W, 4-1 (8)	2:50 :42	10-19	7th	-11.0	4,292
6/7	OFF DAY						
6/8	low	W, 8-5	3:08	11-19	6th	-10.0	4,086
6/9	low	W, 8-4	2:55	12-19	T5th	-10.0	4,020
6/10	low	W, 9-7	3:21	13-19	5th	-10.0	3,838
6/11	low	L, 9-2	3:10	13-20	5th	-11.0	8,220
6/12	low	W, 7-1	2:55	14-20	5th	-10.0	6,960
6/13	low	W, 6-3	3:03	15-20	5th	-10.0	5,624
6/14	OFF DAY						
6/15	Tol	W, 5-4	2:45	16-20	5th	-10.0	9,282
6/16	Tol	L, 14-10	3:36	16-21	5th	-10.0	5,774
6/17	Tol	W, 8-2	3:12	17-21	5th	-10.0	6,047
6/18	Tol	W, 7-5	3:02	18-21	4th	-10.0	5,517
6/19	Tol	W, 12-4	3:20	19-21	4th	-9.0	9,098
6/20	Tol	L, 8-0	2:56	19-22	T4th	-10.0	9,282
6/21	OFF DAY						
6/22	Stp	L, 8-3	2:56	19-23	5th	-10.5	8,696
6/23	Stp	W, 7-6	3:12	20-23	T4th	-10.0	6,461
6/24	Stp	W, 3-0	2:20	21-23	4th	-10.0	5,520
6/25	Stp	W, 7-2	2:36	22-23	4th	-9.0	6,745
6/26	Stp	L, 6-4 (10)	3:09	22-24	4th	-10.0	9,364
6/27	Stp	W, 8-6	2:49	23-24	4th	-9.0	5,385
6/28	OFF DAY						
6/29	Tol	L, 7-3	3:03	23-25	4th	-9.0	3,718
6/30	Tol	L, 5-2	3:09	23-26	T4th	-9.0	3,306
7/1	Tol	L, 4-2	2:32	23-27	T4th	-10.0	3,510
7/2	Tol	W, 7-1	2:50	24-27	T4th	-9.0	9,001
7/3	Tol	L, 4-2	2:50	24-28	5th	-9.0	6,275
7/4	Tol	L, 5-4	2:59	24-29	5th	-10.0	6,430
7/5	OFF DAY						
7/6	Ind	W, 1-0	2:31	25-29	5th	-10.0	9,171
7/7	Ind	W, 2-0 (8)	2:51 :37	26-29	5th	-9.0	5,676
7/8	Ind	L, 10-3	3:02	26-30	5th	-9.0	4,914
7/9	Ind	W, 9-4	2:52	27-30	5th	-9.0	9,275
7/10	Ind	L, 11-1	2:51	27-31	5th	-9.5	8,528
7/11	Ind						
7/12	OFF DAY						
7/13	Stp	L, 19-1	3:00	27-32	5th	-10.0	6,606
7/14	Stp	L, 9-8	2:41	27-33	5th	-11.0	5,376
7/15	Stp	L, 9-5	3:14	27-34	5th	-11.0	7,062
7/16	Stp	W, 5-3	2:41	28-34	5th	-10.5	8,140
7/17	Stp	L, 8-0	3:02	28-35	5th	-12.0	7,814
7/18	Stp	L, 7-6 (10)	3:26	28-36	5th	-12.0	7,723

Date	Opp	Result	Time Delay	Rec.	Pos.	GA/B	Att.
7/19	OFF DAY						
7/20	low	L, 15-7	3:18	28-37	5th	-12.0	10,100
7/21	low	W, 7-4	2:55	29-37	5th	-11.0	7,357
7/22	low	W, 4-3	3:09	30-37	5th	-10.0	6,778
7/23	low	L, 9-4	3:11	30-38	5th	-11.0	10,100
7/24	low	L, 9-5 (10)	3:50	30-39	5th	-11.0	10,100
7/25	low	W, 6-5	3:23	31-39	5th	-11.0	7,333
7/26	OFF DAY						
7/27	Nas	L, 4-3	3:00	31-40	5th	-11.0	6,157
7/28	Nas	W, 6-2	3:34	32-40	5th	-11.0	4,997
7/29	Nas	L, 6-4	3:18	32-41	5th	-12.0	6,612
7/30	Nas	L, 10-5	2:56	32-42	T5th	-12.0	10,236
7/31	Nas	W, 6-0	2:48 1:10	33-42	5th	-11.0	8,643
8/1	Nas	W, 2-0 (7)	2:29	34-42	5th	-10.0	5,192
8/2	OFF DAY						
8/3	Oma	L, 11-7 (11)	4:38 :16	34-43	5th	-11.0	10,100
8/4	Oma	W, 6-4	3:26	35-43	T5th	-10.0	6,161
8/5	Oma	L, 7-4	3:09	35-44	T5th	-11.0	6,041
8/6	Oma	7:05					
8/7	Oma	7:05					
8/8	Oma	4:05					
8/9	OFF DAY						
8/10	Tol	7:05					
8/11	Tol	12:05					
8/12	Tol	7:05					
8/13	Tol	7:05					
8/14	Tol	7:05					
8/15	Tol	4:05					
8/16	OFF DAY						
8/17	Oma	8:05					
8/18	Oma	8:05					
8/19	Oma	8:05					
8/20	Oma	8:05					
8/21	Oma	8:05					
8/22	Oma	6:05					
8/23	OFF DAY						
8/24	Mem	8:10					
8/25	Mem	8:10					
8/26	Mem	8:10					
8/27	Mem	8:10					
8/28	Mem	7:35					
8/29	Mem	3:05					
8/30	OFF DAY						
8/31	Stp	6:15					
9/1	Stp	6:15					
9/2	Stp	12:05					
9/3	Stp	7:05					
9/4	Stp	7:05					
9/5	Stp	4:05					
9/6	OFF DAY						
9/7	Gwn	6:15					
9/8	Gwn	6:15					
9/9	Gwn	6:15					
9/10	Gwn	7:05					
9/11	Gwn	7:05					
9/12	Gwn	4:05					
9/13	OFF DAY						
9/14	Tol	6:35					
9/15	Tol	6:35					
9/16	Tol	6:35					
9/17	Tol	7:05					
9/18	Tol	7:05					
9/19	Tol	2:05					
9/20	OFF DAY						
9/21	OFF DAY						
9/22	Nas	8:05					
9/23	Nas	8:05					
9/24	Nas	8:05					
9/25	Nas	8:05					
9/26	Nas	7:15					
9/27	OFF DAY						
9/28	OFF DAY						
9/29	Lou	6:15					
9/30	Lou	6:15					
10/1	Lou	7:05					
10/2	Lou	7:05					
10/3	Lou	2:05					



#	Transaction	#	Transaction	#	Transaction
1	5/5- OF Ben Gamel to waivers (dfa) [27]	79	7/9- RHP Triston McKenzie to CLE (rec) [32+1]		
2	5/5- C Rene Rivera to CLE (pur) [26]	80	7/9- LHP Sam Hentges from CLE (opt) [33+1]		
3	5/6- C Angel Lopez Alvarez from LYN [27]	81	7/10- RHP Dalbert Siri released [32+1]		
4	5/7- RHP Justin Garza from AKR [28]	82	7/12- LHP Anthony Gose to the TI List [31+1]		
5	5/15- RHP Matt Koch from AZL [29]	83	7/12- LHP Ben Krauth to AKR [30+1]		
6	5/18- RHP Jean Carlos Mejia to CLE (rec) [28]	84	7/17- C Ryan Lavarney to the TI List [29+1]		
7	5/21- INF Andres Gimenez from CLE (opt) [29]	85	7/19- RHP Jean Carlos Mejia to CLE (rec) [28+1]		
8	5/22- LHP Kyle Nelson to CLE (rec) [28]	86	7/20- OF Jordan Luplow from CLE (mlr) [28+2]		
9	5/23- INF Owen Miller to CLE (pur) [27]	87	7/20- RHP DJ Johnson from CLE (opt) [29+2]		
10	5/23- LHP Zach Draper from AZL [28]	88	7/21- INF Yu Chang to CLE (rec) [28+2]		
11	5/23- RHP Jordan Stephens from AZL [29]	89	7/21- RHP Justin Garza from CLE (opt) [29+2]		
12	5/24- RHP Triston McKenzie from CLE (opt) [30]	90	7/22- LHP Sam Hentges to CLE (rec) [28+2]		
13	5/25- RHP Kevin Herget signed [31]	91	7/22- RHP Eli Morgan from CLE (opt) [29+2]		
14	5/25- LHP Tanner Tully from AKR [32]	92	7/28- RHP Juan Mota from AKR [30+2]		
15	5/26- RHP Triston McKenzie to CLE (rec) [31]	93	7/28- LHP Alex Young from ARI (clm) [31+2]		
16	5/27- OF Bradley Zimmer to CLE (rec) [30]	94	7/28- RHP Cam Hill to CLE (mlr) [31+1]		
17	5/27- LHP Anthony Gose to the TI List [29]	95	7/28- RHP Cam Hill from CLE (opt) [32+1]		
18	5/28- RHP DJ Johnson to the TI List [28]	96	7/30- INF Owen Miller to CLE (rec) [31+1]		
19	5/28- RHP Eli Morgan to CLE (rec) [27]	97	7/30- RHP DJ Johnson to TB (trd) [30+1]		
20	5/29- RHP Nathan Ocker from LC [28]	98	7/30- OF Jordan Luplow to CLE (mlr) [30]		
21	5/30- INF Ernie Clement to CLE (rec) [27]	99	7/30- INF Richard Palacios from AKR [31]		
22	5/30- RHP Nathan Ocker to LC [26]	100	7/30- C Mike Rivera from AKR [32]		
23	5/30- RHP Heath Fillmyer signed [27]	101	7/31- RHP Justin Garza to CLE (rec) [31]		
24	5/30- RHP Triston McKenzie from CLE (opt) [28]	102	8/2- RHP Eli Morgan to CLE (rec) [30]		
25	5/31- INF Ernie Clement from CLE (opt) [29]	103	8/2- RHP Zack Godley released [29]		
26	5/31- RHP Triston McKenzie to CLE (rec) [28]	104	8/2- RHP Cody Morris from AKR [30]		
27	6/1- RHP Triston McKenzie from CLE (opt) [29]	105	8/2- INF Yu Chang from CLE (opt) [31]		
28	6/5- INF Bobby Bradley to CLE (rec) [28]	106	8/2- OF Daniel Johnson from CLE (opt) [32]		
29	6/5- RHP Blake Parker to CLE (pur) [27]				
30	6/7- RHP Eli Morgan from CLE (opt) [28]				
31	6/8- RHP Manuel Alvarez to AKR [27]				
32	6/8- LHP Tanner Tully to AKR [26]				
33	6/8- OF Trenton Brooks from AKR [27]				
34	6/10- LHP Zach Draper to AKR [26]				
35	6/10- LHP Anthony Gose from the TI List [27]				
36	6/10- RHP DJ Johnson from the TI List [28]				
37	6/11- OF Jordan Luplow from CLE (mlr) [28+1]				
38	6/12- RHP Triston McKenzie to CLE (rec) [27+1]				
39	6/12- LHP Kyle Nelson from CLE (opt) [28+1]				
40	6/13- RHP Triston McKenzie from CLE (opt) [29+1]				
41	6/13- INF Ernie Clement to CLE (rec) [28+1]				
42	6/14- LHP Kyle Nelson to CLE (rec) [27+1]				
43	6/14- OF Jordan Luplow to CLE (mlr) [27]				
44	6/15- RHP Eli Morgan to CLE (rec) [26]				
45	6/15- INF Owen Miller from CLE (opt) [27]				
46	6/16- LHP Ben Krauth from AZL [28]				
47	6/17- C Ryan Lavarney to CLE (pur) [27]				
48	6/19- LHP Francisco Perez from AKR [28]				
49	6/20- C Gianpaul Gonzalez from LC [29]				
50	6/22- OF Franmil Reyes from CLE (mlr) [29+1]				
51	6/23- C Roberto Perez from CLE (mlr) [29+2]				
52	6/23- C Angel Lopez Alvarez to AKR [28+2]				
53	6/23- C Mike Rivera from AKR [29+2]				
54	6/24- RHP Justin Garza to CLE (pur) [28+2]				
55	6/25- RHP Cam Hill from AKR (mlr) [28+3]				
56	6/28- C Roberto Perez to AKR (mlr) [28+2]				
57	6/28- OF Franmil Reyes to AKR (mlr) [28+1]				
58	6/28- LHP Logan Allen to CLE (rec) [27+1]				
59	6/28- OF Oscar Mercado to CLE (rec) [26+1]				
60	6/29- OF Alex Call from AKR [27+1]				
61	6/29- RHP Brad Peacock signed [28+1]				
62	6/29- LHP Kyle Nelson from CLE (opt) [29+1]				
63	6/30- INF Owen Miller to CLE (rec) [28+1]				
64	6/30- C Ryan Lavarney from CLE (out) [29+1]				
65	6/30- RHP Zack Godley signed [30+1]				
66	7/1- INF Owen Miller from CLE (opt) [31+1]				
67	7/1- C Mike Rivera to AKR [30+1]				
68	7/2- C Roberto Perez from AKR (mlr) [30+2]				
69	7/3- C Roberto Perez to CLE (mlr) [30+1]				
70	7/5- INF Yu Chang from CLE (opt) [31+1]				
71	7/6- OF Oscar Gonzalez from AKR [32+1]				
72	7/6- C Wilson Ramos signed [33+1]				
73	7/7- OF Daniel Johnson to CLE (rec) [32+1]				
74	7/7- INF Owen Miller to CLE (rec) [31+1]				
75	7/7- RHP DJ Johnson to CLE (pur) [30+1]				
76	7/7- LHP Logan Allen from CLE (opt) [31+1]				
77	7/8- INF Owen Miller from CLE (opt) [32+1]				
78	7/8- RHP Jean Carlos Mejia from CLE (rec) [33+1]				

CLE- Cleveland (ML), AKR- Akron (AA), LC- Lake County (A+), LYN- Lynchburg (A), AZL- Arizona League (R)
 clm- claimed, dfa- designated, mlr- rehab, opt- optioned, out- outrighted, pur- purchased, rec- recalled, trd- traded