



GAME NOTES

NORTHWEST ARKANSAS NATURALS

3000 GENE GEORGE BLVD • SPRINGDALE, AR 72762 • PH: 479.927.4900 • FAX: 479.756.8088

WWW.NWANATURALS.COM /NATURALS NWANATURALS @NWANATURALS

NORTHWEST ARKANSAS NATURALS (24-37, 55-74) @ WICHITA WIND SURGE (37-24, 72-57)

RHP Alec Marsh (23 GS, 1-14, 7.50 ERA) @ RHP Daniel Gossett (2-1, 2.34 ERA)

Saturday, September 10th, 2022 - 6:05 PM (CT) First Pitch • Riverfront Stadium • Wichita, Kansas

Game 130 of 137 • Road Game 68 of 69 • Road Record: 31-36 • Night Game Record: 44-63 • North Division Record: 35-52 • 2nd Half Record: 24-37

Streak: L1 • Last 5: 2-3 • Last 10: 6-4 • Home Record: 6-6 • Day Game Record: 11-11 • South Division Record: 20-22 • 1st Half Record: 31-37

Listen: www.milb.com/northwest-arkansas/fans/audio-listen-live • Watch: MilB.tv



UPCOMING GAMES & PITCHING PROBABLES

Sunday, September 11, 2022	@ Wichita	1:05 p.m. CT	LHP Anthony Veneziano (23 GS, 5-8, 5.96 ERA) @ Cody Laweryson (6 GS, 4-0, 0.94 ERA)
Tuesday, September 13, 2022	FRISCO	7:05 p.m. CT	TBD vs. TBD
Wednesday, September 14, 2022	FRISCO	7:05 p.m. CT	TBD vs. TBD

BY THE NUMBERS

(UNDERLINE INDICATES MLB LEADER) (BOLD INDICATES DOUBLE-A LEADER) (ITALICS INDICATES DOUBLE-A WORST)

N	W	W	N	W	N
.258 (7th)	AVG > .261 (5th)	6.00 (9th)	ERA > 4.18 (1st)		
742 (3rd)	< R 703 (6th)	1.67 (10th)	WHIP > 1.42 (3rd)		
1,129 (6th)	< H 1,122 (7th)	275 (8th)	AVG > .247 (4th)		
154 (7th)	HR > 158 (5th)	1126.0 (8th)	IP > 1129.1 (5th)		
596 (4th)	< BB 590 (5th)	1,220 (8th)	H > 1,069 (4th)		
1,226 (9th)	K > 1,187 (6th)	845 (9th)	R > 601 (2nd)		
171 (1st)	< SB 162 (2nd)	159 (8th)	HR > 123 (2nd)		
.352 (5th)	OBP > .359 (2nd)	666 (10th)	BB > 531 (6th)		
.423 (8th)	SLG > .430 (5th)	1,145 (7th)	K > 1,245 (2nd)		
.775 (6th)	OPS > .789 (3rd)	6 (7th)	SHO > 7 (13rd)		

SERIES HISTORY

NWA ALL-TIME vs. Wind Surge.....	18-21 (.462)
NWA ALL-TIME in Springdale.....	7-10 (.412)
NWA ALL-TIME in Wichita.....	11-11 (.500)

2022 vs. Wind Surge.....	8-13 (.381)
2022 in Springdale.....	4-7 (.363)
2022 in Wichita.....	4-6 (.400)

DATE	H/R	SCORE	WIN	LOSS	SAVE
4/12/22	H	W, 8-6	D. Biasi	B. Lawson	Á. Sotillet
4/13/22	H	W, 8-5	C. Cosby	A. Scheriff	-
4/14/22	H	L, 7-1	L. Varland	D. Parrish	-
4/15/22	H	L, 4-2	S. Woods Richardson	A. Veneziano	A. Schulfer
4/16/22	H	L, 6-5 (10)	A. Angulo	Z. Willemann	S. Klimek
4/17/22	H	L, 5-1	T. Viza	A. Lacy	-
5/10/22	H	W, 7-4	D. Biasi	S. Klimek	Y. Del Rosario
5/11/22	H	L, 4-3	K. Funderburk	Á. Zepa	A. Schulfer
5/12/22	H	L, 10-4	L. Varland	P. Smith	-
5/13/22	H	W, 7-0	D. Parrish	S. Woods Richardson	-
5/14/22	H	L, 7-6	B. Gross	H. Capps	A. Schulfer
5/15/22	H	Cancelled/Rain	-	-	-
7/26/22	R	L, 9-3	C. Laweryson	N. Murdock	D. Bentley
7/27/22	R	W, 5-0	D. Biasi	C. Legumina	-
7/28/22	R	L, 10-2	S. Gipson-Long	J. Bowlan	-
7/29/22	R	W, 3-2	A. Veneziano	L. Varland	Y. Del Rosario
7/30/22	R	L, 11-3	C. Laweryson	A. Marsh	-
7/31/22	R	L, 5-3	O. German	N. Webb	-
9/6/22	R	W, 5-1	J. Dipoto	H. McMahon	-
9/7/22	R	L, 5-0	K. Funderburk	A. Hoffmann	-
9/8/22	R	W, 6-3	W. Pennington	D. Bentley	N. Webb
9/9/22	R	L, 13-7	J. Brink	J. Bowlan	-
9/10/22	R	-	-	-	-
9/11/22	R	-	-	-	-

NATURALS PR DEPARTMENT • NATURALSPR@GMAIL.COM

Dustin Dethlefs – Director, Marketing & PR – dustin@nwanaturals.com
 Nicholas Badders – Broadcaster/Media Relations/Baseball Ops – nicholas@nwanaturals.com
 Adam Annarotone – Creative Services Coordinator – adam@nwanaturals.com
 Game Notes Compiled by Nicholas Badders

YESTERDAY'S GAME

	1	2	3	4	5	6	7	8	9	R	H	E	LO
N NW Arkansas	1	0	0	0	0	0	1	5	0	7	13	1	11
W Wichita	0	3	0	3	0	5	0	2	x	13	16	0	6

Win: Jordan Brink (1-0) Loss: Jon Bowlan (1-3) Save: None

WICHITA, KS – Despite **Tyler Gentry** reaching base in all five plate appearances and a late grand slam from **Gavin Stupienski**, the Northwest Arkansas Naturals fell to the Wichita Wind Surge, 13-7 Friday night.

- Just minutes into the game, Gentry put the Naturals ahead with an opposite-field home run, his 16th in Double-A and 21st overall this season. He finished the game 2-for-2, adding a single in the fifth inning while drawing three walks as well, just the second Natural to reach in all five plate appearances in a game this season.
- Wichita took a stronghold on the game in the second inning, with a three-run frame, then the Wind Surge stayed ahead the rest of the night. Three more runs scored in the fourth and starter **Jon Bowlan** was knocked out of the game in the fifth, charged with six runs on nine hits over 4.2 innings.
- While left-handed reliever **Emilio Márquez** stranded a runner in the fifth, the Wind Surge tagged him for five runs in the sixth inning, as Wichita leapt out to an 11-1 lead over the Naturals.
- John Rave** grounded out to score **Diego Hernández** in the seventh inning to bring the game a run closer, then brought home another run in the eighth on a bases-loaded infield single with two outs... Stupienski, who entered the game as a pinch-hitter in the seventh, followed Rave in the eighth and sent a pitch low and away to the opposite field for a grand slam, his first home run of the season and the Naturals' seven of the season, a new franchise record.
- While Stupienski's slam brought the Naturals within three, Wichita added two more runs of insurance in the eighth against **Jonah Dipoto**, and the Wind Surge held on to win by six, 13-7.
- Northwest Arkansas stranded two runners in scoring position in the third, fourth and fifth innings, then left two more in the seventh, stranding a total of 10 runners on over the nine-inning game... outside of a productive day for Gentry, Hernández reached base four times, with three hits and a walk, while scoring twice.

NATURALS HITTING LEADERS

GAMES.....	Robbie Glendinning (110)
AT-BATS.....	Robbie Glendinning (406)
RUNS.....	Nick Loftin (78)
HITS.....	Tucker Bradley (116)
TOTAL BASES.....	Robbie Glendinning (181)
DOUBLES.....	Maikel Garcia (24)
TRIPLES.....	Bradley & Matias (3)
HOME RUNS.....	Robbie Glendinning (19)
RUNS BATTED IN.....	Robbie Glendinning (76)
WALKS.....	Robbie Glendinning (67)
STRIKEOUTS.....	Robbie Glendinning (160)
STOLEN BASES.....	Maikel Garcia (27)
BATTING AVERAGE.....	Tucker Bradley (.293)
ON-BASE %.....	Tucker Bradley (.382)
SLUGGING %.....	Tucker Bradley (.455)
OPS.....	Tucker Bradley (.837)

NATURALS PITCHING LEADERS

WINS.....	Three Tied (6)
LOSSES.....	T# Alec Marsh (14)
ERA.....	Anthony Veneziano (5.96)
GAMES.....	Jonah Dipoto (40)
STARTS.....	Marsh & Veneziano (23)
COMPLETE GAMES.....	Anthony Veneziano (1)
GAMES FINISHED.....	Yefri Del Rosario (24)
SAVES.....	Yefri Del Rosario (6)
INNINGS.....	Anthony Veneziano (111.2)
HITS.....	Alec Marsh (126)
RUNS.....	Alec Marsh (95)
EARNED RUNS.....	Alec Marsh (87)
HOME RUNS.....	T# Alec Marsh (25)
HIT BATTERS.....	Lacy & Veneziano (8)
WALKS.....	Anthony Veneziano (63)
STRIKEOUTS.....	Alec Marsh (135)

* INDICATES LEAGUE LEADER // ^ INDICATES DOUBLE-A LEADER // # INDICATES MINOR LEAGUE LEADER

THIS DAY IN NATURALS HISTORY

The Naturals are 0-1 all-time when playing on September 10 in the regular season
 On September 10, 2016, the Northwest Arkansas Naturals won the North Division Championship Series with a 3-2 walk-off win over the Springfield Cardinals. **Ryan O'Hearn** tied the game at 1-1 with a home run in the 4th inning, then after Springfield took a lead in the sixth, **Logan Moon** tied the game back up in the 7th inning with an RBI double. With the game tied at 2-2, **Mark Peterson** pitched scoreless 9th and 10th innings, then O'Hearn led off the bottom of the 10th with a walk, before moving to second base on a passed ball. After a groundout moved him to third, **Cam Gallagher** laid down a sacrifice bunt to win the game and series.

HOME/AWAY

Home Games.....	24-38
Away Games.....	31-36

TIME OF DAY

Night Games.....	43-63
Day Games.....	11-11

MONTH

April.....	9-11
May.....	13-12
June.....	10-16
July.....	8-16
August.....	11-15
September.....	4-4

OPPONENT

vs. Amarillo.....	5-7
vs. Arkansas.....	6-12
vs. Corpus Christi.....	4-8
vs. Frisco.....	4-2
vs. Midland.....	4-2
vs. San Antonio.....	3-3
vs. Springfield.....	8-16
vs. Tulsa.....	13-11
vs. Wichita.....	8-13

DAY OF THE WEEK

on Monday.....	1-0
on Tuesday.....	8-12
on Wednesday.....	10-10
on Thursday.....	5-16
on Friday.....	11-13
on Saturday.....	9-13
on Sunday.....	11-10

THIS ROAD TRIP

Record.....	5-5
Team Batting Average.....	(.249)
Home Runs.....	12
Runs/Runs Per Game.....	43/4.30
Team ERA.....	5.44
Strikeouts.....	79
Saves/Opportunities.....	4/5

THIS WEEK IN NATURALS BASEBALL

MONDAY	TUESDAY	WEDNESDAY	THURSDAY	FRIDAY	SATURDAY	SUNDAY
9/5 OFF	9/6 @ Wichita W, 5-1	9/7 @ Wichita L, 5-0	9/8 @ Wichita W, 6-3	9/9 @ Wichita L, 13-7	9/10 @ Wichita 6:05 PM	9/11 @ Wichita 1:05 PM



FOLLOW THE LEADER

Manager Chris Widger enters his first season at the helm of the Naturals, after previous stops in *Advanced Rookie* Burlington (2019) and *High-A* Quad Cities (2021) managing Royals affiliates.

- 15 of the Naturals' 28 active players played for Widger with the Quad Cities River Bandits last season.
- 3 of the Naturals' 28 active players played under Widger with the Burlington Royals, then in Quad Cities and now in Northwest Arkansas: **Jonah Dipoto**, **Jake Means** and **John Rave**.

EXTREME ENDS OF THE SPECTRUM

When looking at the Naturals' numbers one game to the next, it appears rather black and white with what leads to a win or loss.

- When scoring seven runs or more, the Naturals are 39-11, while when scoring six runs or less, just 16-64.
- The Naturals are 37-16 when recording 10 hits or more, but when they get nine hits or less, are just 18-48.
- The Naturals are 49-14 when out-hitting their opponent or hits are tied, but 6-60 when out-hit by their opponent.
- When the Naturals score first, they are 34-24, whereas 21-49 when the opponent scores first ... the team that scores first in through 129 Naturals games is 83-46 (.643 winning percentage).

ONE RUN GOES A LONG WAY

The Naturals are 7-18 in one-run games this season, meaning 18 of their 74 losses (24.32%) this season have been decided by just one run.

- The Naturals have had the tying run at the plate or on base in 23 losses this season (including 14 of their one-run losses).

Yo, YOU WANNA SEE SOME REAL SPEED?

Through 129 games, the Naturals have stolen *171 bases in 212 attempts* (average 1.33 steals/game, 80.66% success rate).

- 171 steals leads the Texas League, ranks fourth in Double-A and 27th in the Minors.
- The Naturals have stolen at least one base in 88 of 129 games this season (68.22%), including each of the last 11 games (the team's longest streak this year and the longest in the Texas League) and 44 games with two or more steals ... the team stole a season-high six bases on July 6 vs. Tulsa with a pair of five-steal games as well this season.
- The Naturals have pulled off a double steal 19 times, meaning 38 of 171 steals this year (22.22%) have come on a double-steal.
- Naturals players have stolen multiple bases in a game 17 times, SIX of those occasions being Maikel Garcia ... **Tucker Bradley** had the first three-steal game of the season (and of his career) on July 9 vs. Tulsa.
- Maikel Garcia's** 27 steals (in 30 attempts) still ranks sixth in the Texas League, **Nick Loftin's** 24 (in 27 attempts) ranks ninth in the league.

LET'S GO (ON-BASE) STREAKING!

August was a good month for on-base streaks among Naturals hitters, with five players setting season-best streaks of 10 games or more.

- Last Sunday, outfielder **Tyler Gentry's** 28-game on-base streak came to an end, dating back to July 30, the second-longest streak in Naturals history.
- The longest on-base streak in Naturals history belongs to **Jacksson Flores**, who reached in 34 straight games between May 29, 2018 and July 7, 2018 ... over that stretch he hit .343 (47-for-126) with a .412 OBP.
- Now, the next longest active on-base streak on the team is **Luca Tresh's** 16 straight going back to August 13 ... in the second game of last Friday's doubleheader, **Robbie Glendinning's** 24-game on-base streak came to an end, while outfielder **John Rave's** 15-game on-base streak ended Saturday night.
- Tresh, **CJ Alexander** (14 games) and **Angelo Castellano** (12 games) are all on their longest on-base streaks of the season right now as well.

TYLER, THE CREATOR (OF RUNS)

Naturals outfielder **Tyler Gentry** has been one of the best hitters in the Kansas City Royals' system this season, with an incredible impact since joining the Naturals in June.

- Among qualified full-season Minor League hitters, Gentry ranks 7TH in batting average (.331), 8TH in OPS (.989) and 10TH in on-base percentage (.432) when you combine his stats between Northwest Arkansas and Quad Cities (A+).*
- He is the Royals' organization leader in batting average (.331), slugging percentage (.557) and OPS (.989), while he ranks second in on-base percentage (.432) behind Logan Porter's .440 ... his 82 runs batted in between the River Bandits and Naturals are the most in the system, while 124 hits, 21 home runs and 209 total bases all place second.
- Gentry has reached base in 60 of 66 games (90.91%) ... he has hits in 46 of his 66 games with the Naturals, with already 26 multi-hit games.
- Since his call-up to Double-A on June 14, Gentry is batting .328 (81-for-247) with 14 doubles, 16 home runs and 59 runs batted in, with a 1.009 OPS ... he's driven in at least one run in 33 of 66 games, with 14 multi-RBI games.
- Since arriving in the Texas League, Gentry has the highest OPS (1.009), and is tied for the most total bases (43) and highest slugging percentage (.579) while he ranks second in runs scored (56), on-base percentage (.430) and runs batted in (59), third in home runs (16), fourth in hits (81) and batting average (.328).
- Tyler has compiled the two of the longest on-base streaks among Naturals hitters this season, including a 28-game stretch that ended Sunday, the second-longest on-base streak in franchise history ... between July 30 and September 4, he hit .356 (36-for-101) with 10 extra-base hits and 20 walks, for a .485 on-base percentage over the last 28 games ... it is tied for the fifth-longest such streak in the Texas League this year ... he had hits in 21 of the 28 games.

ALEXANDER THE GREAT

Infielder **CJ Alexander** has quickly heated up at the plate since joining the Naturals in a trade last month from Atlanta.

- When combining his number between the Naturals and Mississippi Braves (Double-A), he has a career-best 25 home runs and 84 runs batted in ... among all Double-A hitters this year, he ranks fourth in RBI and tied sixth in homers.
- In 41 games with the Naturals, the corner infielder is hitting .268 (45-for-168) with 18 extra-base hits (10 home runs) and 41 runs batted in, with 29 runs scored as well.
- He has reached base in 31 of 41 games with the Naturals, with hits in 28 of the 41 games, 14 of which are multi-hit performances, while he's driven in runs in 16 of 41 games, including already 12 multi-RBI games.
- Last week, Alexander was named the Naturals' August Player of the Month ... over 21 games in the month of August, Alexander hit .297 (27-for-91) with eight home runs and 29 runs batted in ... *29 RBI led both the Texas League and all Double-A hitters last month, while tied second among all full-season Minor League hitters ... his 8 HR were tied for the league lead, tied third in Double-A and tied tenth in the minors ... 57 total bases last month were tied fourth in Texas League and tied seventh in Double-A.*
- Alexander began his Naturals tenure 0-for-12 over his first three games, then homered on July 16 @ Corpus Christi for his first hit with the team and went 4-for-10 in his next two games.

RELIEF AID IN SEPTEMBER

Despite struggles for the Naturals' bullpen in much of 2022, September has been much kinder to the relievers, as the bullpen has a 3.78 ERA (12 ER in 28.2 IP) this month, topping the previous best single-month ERA of 4.64 in May.

- C.J. Eldred** (5.2 innings), **Will Klein** (4.0 innings) and **Walter Pennington** (3.0 innings) have not allowed a run this month, while **Christian Chamberlain** (2.0 innings), **Jonah Dipoto** (3.2 innings) and **Kasey Kalich** (2.0 innings) have each allowed just one earned run as well.
- Stephen Woods Jr.** has been dominant since the start of July, with a 1.90 ERA (5 ER in 23.2 IP) over 15 appearances, the lowest ERA in that span among Naturals pitchers with at least 10.0 innings pitched or seven appearances.

NUMERICAL QUICK ROSTER

#	PLAYER	POS	B/T
1	Rave, John	OF	L/L
2	Cropley, Tyler	C	R/R
4	McCullough, Morgan	INF	L/R
7	Guzmán, Jeison	INF	R/R
8	Hernández, Diego	OF	L/L
9	Means, Jake	INF	R/R
11	Tresh, Luca	C	R/R
12	Bradley, Tucker (7-IL)	OF	L/L
15	Marsh, Alec	RHP	R/R
13	Eldred, C.J.	RHP	S/R
16	Glendinning, Robbie	INF	R/R
17	Castellano, Angelo	INF	R/R
19	Gentry, Tyler	OF	R/R
21	Lacy, Asa (7-IL)	LHP	L/L
22	Woods Jr., Stephen	RHP	R/R
25	Matias, Seuly	OF	R/R
26	Alexander, CJ	INF	L/R
27	Pennington, Walter	LHP	L/L
28	Sikkema, T.J.	LHP	L/L
32	Veneziano, Anthony	LHP	L/L
31	Márquez, Emilio	LHP	L/L
33	Klein, Will	RHP	R/R
34	Hoffmann, Andrew	RHP	R/R
35	Webb, Nate	RHP	R/R
38	Biasi, Dante (DEV)	LHP	L/L
39	Kalich, Kasey	RHP	R/R
40	Bowlan, Jon	RHP	R/R
44	Stupienski, Gavin	INF/C	L/R
51	Chamberlain, Christian	LHP	L/L
53	Neuweiler, Charlie	RHP	R/R
55	Dipoto, Jonah	RHP	R/R

ALPHABETICAL QUICK ROSTER

#	PLAYER	POS	B/T
26	Alexander, CJ	INF	L/R
31	Biasi, Dante (DEV)	LHP	L/L
40	Bowlan, Jon	RHP	R/R
12	Bradley, Tucker (7-IL)	OF	L/L
17	Castellano, Angelo	INF	R/R
51	Chamberlain, Christian	LHP	L/L
2	Cropley, Tyler	C	R/R
55	Dipoto, Jonah	RHP	R/R
13	Eldred, C.J.	RHP	R/R
19	Gentry, Tyler	OF	R/R
16	Glendinning, Robbie	INF	R/R
7	Guzmán, Jeison	INF	S/R
8	Hernández, Diego	OF	L/L
34	Hoffmann, Andrew	RHP	R/R
39	Kalich, Kasey	RHP	R/R
33	Klein, Will	RHP	R/R
21	Lacy, Asa (7-IL)	LHP	L/L
31	Márquez, Emilio	LHP	L/L
15	Marsh, Alec	RHP	R/R
25	Matias, Seuly	OF	R/R
4	McCullough, Morgan	INF	L/R
9	Means, Jake	INF	R/R
53	Neuweiler, Charlie	RHP	R/R
27	Pennington, Walter	LHP	L/L
1	Rave, John	OF	L/L
28	Sikkema, T.J.	LHP	L/L
44	Stupienski, Gavin	INF/C	L/R
11	Tresh, Luca	C	R/R
32	Veneziano, Anthony	LHP	L/L
35	Webb, Nate	RHP	R/R
22	Woods Jr., Stephen	RHP	R/R

BATTING

LEFTIES	6
RIGHTIES	7
SWITCH	1

PITCHING

LEFTIES	7
RIGHTIES	10

PRO-NUN-SEE-AY-SHUNS

- 4 MORGAN McCULLOUGH (*muh-KULL-uh*)
- 7 JEISON GUZMÁN (*Jason GOOZ-mahn*)
- 13 C.J. ELDRED (*el-DRID*)
- 16 ROBBIE GLENDINNING (*glin-DEN-ing*)
- 17 ANGELO CASTELLANO (*kass-tay-AHN-oh*)

- 21 ASA LACY (*AY-sub*)
- 25 SEULY MATIAS (*soo-lee mah-TEE-as*)
- 28 T.J. SIKKEMA (*SICK-um-uh*)
- 31 EMILIO MÁRQUEZ (*eh-MEE-lee-oh MAHR-keh-z*)
- 32 ANTHONY VENEZIANO (*va-nee-z-ee-ah-no*)

- 38 DANTE BIASI (*bee-AW-zee*)
- 39 KASEY KALICH (*call-ick*)
- 40 JON BOWLAN (*bowl-in*)
- 44 GAVIN STUPIENSKI (*stew-PIN-ski*)
- 53 CHARLIE NEUWEILER (*NEW-why-ler*)

- 55 JONAH DIPOTO (*dih-POH-to*)
- BENCH COACH 23: MIKE JIRSICHELE (*jursh-LEE*)



NATURALS HARDWARE SHELF

Players of the Month

TBD

Pitchers of the Month (1)

May: LHP Drew Parrish ... started five games and went 3-1 with a 0.59 ERA (2 ER in 30.2 IP) ... only allowed 15 hits and four walks, while striking out 29 opposing hitters ... among qualified Texas League pitchers, threw the most innings and had the lowest ERA and WHIP (0.62), while holding opponents to a .144 average.

Players of the Week (3)

April 25 to May 1: 2B Michael Massey ... hit .417 (10-for-28) across six games with a league-best 19 total bases and nine runs batted in, while tied for the Texas League lead with 10 hits. His 1.221 OPS ranked third among players with at least 20 at-bats, while his .417 average tied for second among that same group.

May 23 to May 29: 2B Michael Massey ... hit a league-best .481 (13-for-27) across six games in Midland, while tied for the league lead with 19 total bases. He drove in nine runs as well, doubling three times with one home run, a go-ahead grand slam on May 24 and collected multiple hits in each of the first five games of the series.

June 27 to July 3: OF Tyler Gentry ... hit .435 (10-for-23) with two doubles, four home runs and 11 runs batted in, which was tied for the most in the league. Recorded 24 total bases with a 1.043 slugging percentage 1.543 OPS.

Pitchers of the Week (5)

May 2 to May 8: LHP Drew Parrish ... threw 7.0 scoreless innings on May 7 @ Springfield ... held the Cardinals to just two hits and one walk while striking out four. He retired the first eight he faced and the final five, with five 1-2-3 frames.

May 9 to May 15: LHP Drew Parrish ... threw 7.0 scoreless innings on May 13 vs. Wichita ... held the Wind Surge to just three hits and no walks while striking out nine. Between the second and sixth innings, he retired 13 straight batters, retiring the side 1-2-3 in the first inning, as well as the third through sixth.

June 6 to June 12: LHP Anthony Veneziano ... threw 7.0 scoreless innings in a complete-game shutout on June 9 @ Tulsa ... held the Drillers to just three hits and one walk while striking out five, on 79 pitches. Retired the final eight hitters he faced and 11 of the last 12, only needing five pitches for a 1-2-3 seventh inning to end the night.

July 25 to July 31: LHP Dante Biasi ... threw 5.0 scoreless innings on July 27 @ Wichita in an eventual 5-0 shutout win ... held the Wind Surge to just one hits and three walks while striking out five, on 79 pitches, his second straight scoreless start.

August 22 to August 28: RHP Jon Bowlan ... threw 5.0 scoreless innings on August 28 vs. Springfield in an eventual 7-2 win ... held the Cardinals to just two hits and two walks while striking out two, his first scoreless start.

TOOLS TEAM

Three Naturals players were listed in *Baseball America's* 2022 Best Tools Survey of the Kansas City Royals' organization.

- RHP Will Klein is rated as having the "Best Fastball" in the system.
- LHP Asa Lacy is rated as having the "Best Slider" in the system.
- RF Seuly Matias is rated as having the "Best Outfield Arm" in the system.

QUICK FACTS

Founded	2008
Colors	Navy Blue, Burgundy, Gold and White
League	Texas League (Since 2008)
Ownership	Rich Entertainment Group
General Manager	Justin Cole (9th Season)
Home Ballpark (Capacity)	Arvest Ballpark (7,350, 6,500 seats)
Dimensions	LF- 327 LCF- 377 CF- 400 RCF- 378 RF- 325
Wall Heights	LF-LCF: 9 feet CF: 11 feet RCF-RF: 9 feet

ROSTER BREAKDOWN
















Age 20.....	0	Native of Australia.....	1
Age 21.....	1	Native of Dominican Republic.....	3
Age 22.....	3	Native of United States.....	25
Age 23.....	5	Native of Venezuela.....	2
Age 24.....	10	Acquired by Royals via Free Agency	12
Age 25.....	3	(International).....4 (Minor League) ...6 (Undrafted).....	2
Age 26.....	5	Acquired by Royals via Trade	5
Age 27.....	3	Acquired by Royals via First Year Player Draft	14
Age 28.....	1	(High School).....2 (Rounds 1-5).....8 (2016-18 Drafts).....	3
Age 29.....	0	(2nd Year/College).....0 (Rounds 6-10).....4 (2019 Draft).....	6
Average Age	24 Years 141 Days	(3rd Year/College).....12 (Rounds 11-20).....1 (2020 Draft).....	4
Median Age	24	(4th+ Year/College).....2 (Rounds 21-40).....3 (2021 Draft).....	1

ROYALS TOP-30 PROSPECTS (RANKING ACCORDING TO MLB PIPELINE)

7 of the Naturals 28 active players appear on a Top-30 Royals prospects ranking.

#	PLAYERS (POSITION)	OVERALL RANKING	BASEBALL AMERICA RANKING
9	Tyler Gentry (OF)		Royals 12 th
11	Asa Lacy (LHP) 7-Day IL		Royals 10 th
12	Jon Bowlan (RHP)		Royals 8 th
17	Andrew Hoffmann (RHP)		Royals 15 th
18	Luca Tresh (C)		Royals 18 th
19	T.J. Sikkema (LHP)		Royals 25 th
22	Alec Marsh (RHP)		Royals 13 th
23	Diego Hernández (OF)		Royals 30 th
26	Tucker Bradley (OF) 7-Day IL		-

UNIFORM RECORDS

							
Navy/Red (38-42) Home: 18-21 Road: 19-21	Red (11-15) Home: 0-0 Road: 11-15	White/Navy (4-10) Home: 4-10 Road: 0-0	Los Naturales Home: 0-2 Road: 0-0	Growlin' Chickens Home: 1-1 Road: 0-0	Fauxback Home: 0-1 Road: 0-0	July 4th Home: 1-0 Road: 0-0	
							
White (18-19) Home: 18-19 Road: 0-0	Grey (12-15) Home: 0-0 Road: 12-15	Navy (24-33) Home: 5-12 Road: 19-21	Los Naturales Home: 0-2 Road: 0-0	Growlin' Chickens Home: 1-1 Road: 0-0	Fauxback Home: 0-1 Road: 0-0	Star Wars Home: 1-0 Road: 0-0	Marvel Home: 0-1 Road: 0-0
HOME UNIFORM COMBINATIONS				ROAD UNIFORM COMBINATIONS			
Navy/Red Hat & White Jersey: 14-14		Navy/Red Hat & Navy Jersey: 4-7		Navy/Red Hat & Grey Jersey: 8-4		Navy/Red Hat & Navy Jersey: 12-17	
White Hat & White Jersey: 3-5		White Hat & Navy Jersey: 1-5		Red Hat & Grey Jersey: 4-11		Red Hat & Navy Jersey: 7-4	
Red Hat & White Jersey: 0-0		Red Hat & Navy Jersey: 0-0		Specialty/Theme Uniforms: 2-6			

NATURALS IN-SEASON BIRTHDAYS

APRIL (4) 4/14 – Walter Pennington (24) 4/14 – Jake Means (26) 4/25 – Kasey Kalich (24) 4/28 – Emilio Márquez (24)	MAY (6) 5/6 – Tucker Bradley (24) 5/6 – C.J. Eldred (27) 5/7 – Derrick Lewis (46) 5/14 – Alec Marsh (24) 5/14 – Christian Colón (33) 5/21 – Chris Widger (51)	JUNE (2) 6/2 – Asa Lacy (23) 6/10 – Stephen Woods Jr. (27)	JULY (3) 7/17 – CJ Alexander (26) 7/20 – Christian Chamberlain (23) 7/25 – T.J. Sikkema (24)	AUGUST (2) 8/20 – Noah Murdock (24) 8/20 – Nate Webb (25)	SEPTEMBER (3) 9/1 – Anthony Veneziano (25) 9/3 – Jonah Dipoto (26) 9/4 – Seuly Matias (24)
---	--	---	--	--	--



2022 BREAKING ROSTER

Pitchers (16): LHP Dante Biasi, LHP Holden Capps, RHP Christian Cosby, RHP Yefri Del Rosario, RHP Jonah Dipoto, RHP Zach Haake, LHP Asa Lacy, RHP Alec Marsh, LHP Drew Parrish, LHP Zack Phillips, RHP Andrés Sotillet, LHP Anthony Veneziano, RHP Nate Webb, RHP Zach Willeman, RHP Stephen Woods Jr. and LHP Ángel Zerpa

Catchers (3): Tyler Cropley, Sebastian Rivero, Logan Porter

Infielders (7): Nate Eaton, Maikel Garcia, Robbie Glendinning, Ryan Grotjohn, Michael Massey, Jake Means, Gavin Stupienski

Outfielders (4): Tucker Bradley, Nick Loftin, Seuly Matias, John Rave

1st HALF

- 4/4 Kansas City Royals announce Breaking Roster
- 4/8 LHP **Holden Capps** placed on the development list
INF **Gavin Stupienski** placed on the development list
- 4/12 RHP **Nate Webb** placed on the 7-day injured list
- 4/15 LHP **Holden Capps** activated from the development list
- 4/19 C **Tyler Cropley** placed on the 7-day injured list
RHP **Christian Cosby** placed on the 7-day injured list
INF **Gavin Stupienski** activated from the development list
- 4/21 LHP **Walter Pennington** transferred to NW Arkansas (AA) from Quad Cities (A+)
- 4/23 RHP **Zach Haake** placed on the 7-day injured list
RHP **Patrick Halligan** transferred to NW Arkansas (AA) from Columbia (A)
- 4/26 RHP **Patrick Halligan** transferred to Quad Cities (A+) from NW Arkansas (AA)
- 4/28 RHP **Andrés Sotillet** transferred to Omaha (AAA) from NW Arkansas (AA)
- 5/3 INF **Ryan Grotjohn** placed on the Development List
INF **Brhet Bewley** activated from the Quad Cities Injured List and transferred to NW Arkansas (AA)
LHP **Patrick Smith** transferred to NW Arkansas (AA) from Quad Cities (A+)
LHP **Marcelo Martinez** transferred to NW Arkansas (AA) from Omaha (AAA)
- 5/8 C **Sebastian Rivero** recalled by Kansas City (MLB) from NW Arkansas (AA)
- 5/9 C **Sebastian Rivero** optioned to NW Arkansas (AA)
C **Sebastian Rivero** recalled by Kansas City (MLB) from NW Arkansas (AA)
- 5/10 LHP **Asa Lacy** placed on the 7-day injured list
INF **Ryan Grotjohn** activated from the Development List
- 5/13 C **Sebastian Rivero** optioned to NW Arkansas (AA)
- 5/14 LHP **Patrick Smith** placed on the Development List
RHP **Will Klein** activated from the 7-day injured list
- 5/17 C **Sebastian Rivero** recalled by Kansas City (MLB) from NW Arkansas (AA)
- 5/21 LHP **Marcelo Martinez** transferred to Omaha (AAA) from NW Arkansas (AA)
- 5/24 LHP **Patrick Smith** transferred to Quad Cities (A+) from NW Arkansas (AA)
RHP **Andrés Sotillet** transferred to NW Arkansas (AA) from Omaha (AAA)
- 5/26 OF **John Rave** transferred to Omaha (AAA) from NW Arkansas (AA)
INF **Nate Eaton** transferred to Omaha (AAA) from NW Arkansas (AA)
- 5/28 C **Sebastian Rivero** optioned to NW Arkansas (AA)
- 5/31 RHP **Christian Cosby** activated from the 7-day injured list
LHP **Christian Chamberlain** transferred to NW Arkansas (AA) from Quad Cities (A+)
RHP **Zach Willeman** transferred to Omaha (AAA) from NW Arkansas (AA)
- 6/1 OF **Parker Bates** transferred to NW Arkansas (AA) from Quad Cities (A+)
RHP **Andrés Sotillet** transferred to Omaha (AAA) from NW Arkansas (AA)
- 6/3 LHP **Drew Parrish** transferred to Omaha (AAA) from NW Arkansas (AA)
RHP **Noah Murdock** transferred to NW Arkansas (AA) from Quad Cities (A+)
- 6/4 OF **John Rave** transferred to NW Arkansas (AA) from Omaha (AAA)
- 6/7 OF **Parker Bates** transferred to Quad Cities (A+) from NW Arkansas (AA)
- 6/10 RHP **Andrés Sotillet** transferred to NW Arkansas (AA) from Omaha (AAA)
LHP **Ángel Zerpa** recalled by Kansas City (MLB) from NW Arkansas (AA)
- 6/12 LHP **Ángel Zerpa** optioned to NW Arkansas (AA)
OF **Seuly Matias** placed on the 7-day injured list
- 6/14 INF **Michael Massey** transferred to Omaha (AAA) from NW Arkansas (AA)
OF **Tyler Gentry** transferred to NW Arkansas (AA) from Quad Cities (A+)
C **Tyler Cropley** activated from the 7-day injured list
LHP **Gabe Speier** transferred to NW Arkansas (AA) on Major League Rehab
RHP **Matt Peacock** transferred to NW Arkansas (AA) on Major League Rehab
- 6/17 LHP **Gabe Speier** returned from Rehab Assignment to Kansas City (MLB) from NW Arkansas (AA)
RHP **Matt Peacock** returned from Rehab Assignment to Kansas City (MLB) from NW Arkansas (AA)
- 6/19 OF **Seuly Matias** activated from the on the 7-day injured list
C **Gavin Stupienski** placed on the Development List
LHP **Jake Brentz** transferred to NW Arkansas (AA) on Major League Rehab
- 6/23 RHP **Christian Cosby** transferred to Quad Cities (A+) from NW Arkansas (AA)
LHP **Marcelo Martinez** transferred to NW Arkansas (AA) from Omaha (AAA)
- 6/24 LHP **Jake Brentz** returned to Kansas City (MLB) from his rehab assignment.
- 6/25 LHP **Marcelo Martinez** transferred to Omaha (AAA) from NW Arkansas (AA)

2nd HALF

- 6/27 LHP **Holden Capps** released
LHP **Eric Skoglund** reinstated from AAA rehab assignment and transferred to NW Arkansas (AA)
- 6/30 RHP **Nate Webb** returned from rehab assignment and activated off the 7-day injured list
- 7/9 RHP **Yefri Del Rosario** placed on the Development List
RHP **Zach Haake** returned from rehab assignment and activated off the 7-day injured list
- 7/11 LHP **Ángel Zerpa** recalled by Kansas City (MLB) from NW Arkansas (AA)
RHP **Andrew Hoffmann** acquired in trade from Atlanta and assigned to NW Arkansas (AA)
INF **CJ Alexander** acquired in trade from Atlanta and assigned to NW Arkansas (AA)
- 7/12 LHP **Ángel Zerpa** optioned to NW Arkansas (AA)
RHP **Stephen Woods Jr.** transferred to Omaha (AAA) from NW Arkansas (AA)
OF **John Rave** transferred to Omaha (AAA) from NW Arkansas (AA)
INF **Morgan McCullough** transferred to NW Arkansas (AA) from Quad Cities (A+)
LHP **Zack Phillips** placed on the Development List
INF **Ryan Grotjohn** placed on the Development List
C/INF **Gavin Stupienski** activated from the Development List
- 7/14 INF **Maikel Garcia** recalled by Kansas City (MLB) from NW Arkansas (AA) as substitute player
C **Sebastian Rivero** recalled by Kansas City (MLB) from NW Arkansas (AA) as substitute player
LHP **Ángel Zerpa** recalled by Kansas City (MLB) from NW Arkansas (AA) as substitute player
LHP **Asa Lacy** returned from rehab assignment and activated off the 7-day injured list
LHP **Emilio Márquez** transferred to NW Arkansas (AA) from Quad Cities (A+)
- 7/15 LHP **Ángel Zerpa** returned to NW Arkansas (AA)
- 7/18 LHP **Ángel Zerpa** optioned and transferred to Omaha (AAA) from NW Arkansas (AA)
LHP **Eric Skoglund** transferred to Omaha (AAA) from NW Arkansas (AA)
OF **John Rave** transferred to NW Arkansas (AA) from Omaha (AAA)
RHP **Stephen Woods Jr.** transferred to NW Arkansas (AA) from Omaha (AAA)
INF **Maikel Garcia** optioned to NW Arkansas (AA) from Kansas City (MLB)
C **Sebastian Rivero** optioned to NW Arkansas (AA) from Kansas City (MLB)
C/INF **Gavin Stupienski** placed on the Development List
LHP **Emilio Márquez** transferred to Quad Cities (A+) from NW Arkansas (AA)
INF **Morgan McCullough** transferred to Quad Cities (A+) from NW Arkansas (AA)
- 7/22 RHP **Yefri Del Rosario** activated from the Development List
- 7/26 RHP **Andrés Sotillet** transferred to Omaha (AAA) from NW Arkansas (AA)
RHP **Jon Bowlan** transferred to NW Arkansas (AA) from Quad Cities (A+)
LHP **Zack Phillips** activated off Development list and transferred to Quad Cities (A+) from NW Arkansas (AA)
- 7/28 INF **Maikel Garcia** recalled by Kansas City (MLB) from NW Arkansas (AA)
- 7/29 LHP **T.J. Sikkema** transferred to NW Arkansas (AA) from Quad Cities (A+)
- 8/1 INF **Ryan Grotjohn** released
INF **Morgan McCullough** transferred to NW Arkansas (AA) from Quad Cities (A+)
RHP **Noah Murdock** placed on the development list
- 8/3 C **Sebastian Rivero** recalled by Kansas City (MLB) from Northwest Arkansas (AA)
- 8/9 C **Logan Porter** transferred to Omaha (AAA) from NW Arkansas (AA)
INF/OF **Nick Loftin** transferred to Omaha (AAA) from NW Arkansas (AA)
INF **Angelo Castellano** transferred to NW Arkansas (AA) from Omaha (AAA)
C **Luca Tresh** transferred to NW Arkansas (AA) from Quad Cities (A+)
OF **Diego Hernández** transferred to NW Arkansas (AA) from Quad Cities (A+)
- 8/10 C **Sebastian Rivero** optioned to NW Arkansas (AA) from Kansas City (MLB)
LHP **Christian Chamberlain** placed on the development list
- 8/12 RHP **Alec Marsh** placed on the development list
RHP **Kasey Kalich** transferred to NW Arkansas (AA) from Quad Cities (A+)
- 8/14 LHP **Anthony Veneziano** placed on the development list
- 8/17 RHP **Alec Marsh** activated from the development list
- 8/18 LHP **Walter Pennington** placed on the Injured List
LHP **Emilio Márquez** transferred to NW Arkansas (AA) from Quad Cities (A+)
- 8/22 INF **Brhet Bewley** released
INF **Jeison Guzmán** transferred to NW Arkansas (AA) from ACL Royals (R)
- 8/23 LHP **Dante Biasi** placed on the development list
RHP **C.J. Eldred** activated from 60-Day Injured List
C **Sebastian Rivero** recalled by Kansas City (MLB) from Northwest Arkansas (AA)
- 8/25 LHP **Anthony Veneziano** activated from the development list
LHP **Asa Lacy** placed on the 7-day injured list
- 8/30 LHP **Zach Haake** transferred to Omaha (AAA) from NW Arkansas (AA)
- 9/1 LHP **Walter Pennington** activated from the 7-day injured list
- 9/2 RHP **Yefri Del Rosario** transferred to Omaha (AAA) from NW Arkansas (AA)
- 9/4 LHP **Christian Chamberlain** activated from the development list
- 9/7 C/INF **Gavin Stupienski** activated from the development list
- 9/8 OF **Tucker Bradley** placed on the 7-day injured list
RHP **Charlie Neuweiler** transferred to NW Arkansas (AA) from Quad Cities (A+)




#36 CHRIS WIDGER • MANAGER

- Chris Widger will manage the Naturals after guiding the River Bandits to a High-A Central championship in their first season as a Kansas City affiliate in 2021. In doing so, he was named the Minor League Manager of the Year by *Baseball America* following the 2021 season.
- 2022 marks Widger's seventh year in the Royals' organization, as he was slated to manage Advanced-A Wilmington in 2020 and led Burlington to the Appalachian League Championship Series in his first season as Manager in 2019. Prior to that, he was Wilmington's Bench Coach from 2016-18.
- Before joining the Royals organization, he managed the Independent League Camden Riversharks in 2015 and was their Pitching Coach from 2012-14.
- A third-round pick by Seattle in the 1992 Draft, Widger played in parts of 10 seasons in the Majors with the Mariners (1995-96, 2000), Expos (1997-2000), Yankees (2002), Cardinals (2003), White Sox (2005-06) and Orioles (2006), winning a World Series with Chicago in 2005.
- Widger and his wife, Whitney, reside in Pennsville, N.J., with their children: C.J., Ashlynn and Skylar.



#43 DERRICK LEWIS • PITCHING COACH

- Derrick Lewis is in his third season with the Royals' organization and second as pitching coach at Northwest Arkansas.
- He spent the previous 16 seasons in the Atlanta Braves' organization, the first 14 as a Minor League pitching coach and the last two as the Pitching Coordinator.
- Pitching coach timeline: 2004-07: GCL Braves (Gulf Coast League, RK)... 2008-10: Danville Braves (Appalachian League, RK)... 2011-13: Rome Braves (South Atlantic League, A)... 2014: Lynchburg Hillcats (Carolina League, A+)... 2015-2016: Carolina Mudcats (Carolina League, A+)... 2017: Mississippi Braves (Southern League, AA)
- He played seven seasons in the Braves' organization from 1997-2003, after being selected in the 20th round of the 1997 draft.
- Lewis and his wife, Roslyn, reside in Charlotte, North Carolina, with their daughter, Skye and Son, Lake.



#6 ABRAHAM NÚÑEZ • HITTING COACH

- Abraham Núñez enters his fourth season as Northwest Arkansas' hitting coach after serving in the same capacity with High-A Wilmington (2015-2018), Class-A Lexington (2014), Rookie Advanced Burlington (2013) and the Dominican Royals (2012).
- Núñez played for parts of 12 seasons in the Majors with the Pirates (1997-2004), Cardinals (2005), Phillies (2006-2007) and Mets (2008). A switch-hitter, he owns a career average of .242 as a utility infielder in the big leagues, primarily playing third base, but could play all four infield positions.
- His best season came in 2005 when he batted .285 in 139 games for the National League Champion St. Louis Cardinals.
- Lifetime .346 (9-for-28) hitter in the postseason, including the 2005 National League Championship Series with St. Louis when he hit .385, though did not play in the World Series.
- Born in Santo Domingo, Dominican Republic, he now resides in Hudson, Massachusetts.



#24 CHRISTIAN COLÓN • ASSISTANT HITTING COACH

- Christian Colón returns to the organization as the Naturals Assistant Hitting Coach in 2022, following a 12-year professional career.
- He was the Royals first-round pick in the 2010 MLB Draft, scored the winning run in the 2014 AL Wild Card game and had the game-winning hit in the title-clinching Game 5 of the 2015 World Series.
- After being drafted in 2010, Colón ascended to Northwest Arkansas by 2011 and between 2011, 2012 and 2014, played 202 games for the Naturals ... in 2011, Colón led the Texas League in sacrifices (21), while leading the team in at-bats (491) and hits (126). His 21 sacrifices that season are the most a Naturals player has ever recorded in a single season, while 28 overall are tied for the club record.
- During his playing career, he made stops in Miami (2017) and Cincinnati (2019-20) ... spent 2021 with the Rich Baseball-owned Buffalo Bisons (Triple-A, Toronto) before announcing his retirement.
- He also played in parts of four seasons in the Puerto Rican Winter League.
- Christian lives in Cave Springs, Ark. (15 minutes North of Arvest Ballpark) with his wife, Kayla, and three daughters, Marley, Mia and Lucy.



#23 MIKE JIRSCHOLE • BENCH COACH

- Mike Jirschele enters his first season as the Bench Coach for Northwest Arkansas after spending last season in the same role for Manager Chris Widger in Quad Cities.
- He served as a Special Assistant to the General Manager in 2020 and was on the Royals coaching staff as the Third Base Coach from 2014-19 and won the World Series in 2015.
- Jirschele previously managed the Triple-A Omaha franchise for 11 seasons (2003-13), leading the team to four division titles, three-straight trips to the Pacific Coast League championship round (2011-13), two PCL titles (2011, 2013) and a Triple-A Championship in 2013.
- He earned the 2011 Mike Coolbaugh Award for outstanding baseball work ethic, knowledge of the game and skill in mentoring young players on the field.
- Prior to his 11-year stint with Omaha, he served as the Royals Minor League Infield Coordinator for four years (1998-2002), while he held managerial positions with Omaha (1995-97), Wilmington (1994), Rockford (1993) and the Gulf Coast Royals (1992).
- Jirschele was originally selected by the Texas Rangers in the fifth round of the 1977 MLB Draft and played in 999 minor league games over 13-plus seasons in the Rangers and Royals systems.



DANNY ACCOLA • CERTIFIED ATHLETIC TRAINER

- Danny Accola is entering his seventh season with the Royals organization and first as the certified athletic trainer with the Naturals, after serving in the same role with the Quad Cities in 2021, where he was named the High-A Central Athletic Trainer of the Year by PBATS (Professional Baseball Athletic Trainers Society).
- He was slated to serve in that role with Wilmington in 2020 and previously filled those roles with Lexington in 2019, Burlington from 2017-18 and with Surprise in 2016.
- Accola graduated from the University of Central Missouri in 2014 and previously held an athletic training internship with the Denver Broncos in 2013.



C.J. MIKKELSEN • STRENGTH & CONDITIONING COACH

- C.J. Mikkelsen will serve as the Northwest Arkansas Strength & Conditioning Coach for the second consecutive season, after being slated to fill that same role at Idaho Falls in 2020.
- He graduated in December 2019 with a master's degree in sports physiology from Texas A&M University, where he also worked as a Sports Performance Graduate Intern.
- Mikkelsen earned his bachelor's degree in exercise and wellness from Arizona State University in 2016. He resides in Desert Hills, Arizona.



DREW EPPERSON
VIDEO COORDINATOR



MITCH MEYER
VIDEO COORDINATOR


Alec Marsh - Pitching - Stat Splits - 2022 - Regular Season

Split	Team	W	L	ERA	G	GS	CG	SHO	SV	IP	H	R	ER	HR	HB	BB	IBB	SO	WHIP	AVG	AB	WP	BK	GDP	TBF	NP-S
Home Games	NWA	0	7	7.54	13	13	0	0	0	59.2	70	54	50	19	2	35	0	80	1.76	.287	244	4	1	1	283	1099 - 679
Away Games	NWA	1	7	7.46	10	10	0	0	0	44.2	56	41	37	6	4	15	0	55	1.59	.299	187	4	0	1	208	805 - 506
Day Games	NWA	0	3	11.68	4	4	0	0	0	12.1	17	17	16	5	0	14	0	12	2.51	.333	51	0	0	0	66	269 - 152
Night Games	NWA	1	11	6.95	19	19	0	0	0	92.0	109	78	71	20	6	36	0	123	1.58	.287	380	8	1	2	425	1635 - 1033
On Grass	NWA	1	14	7.50	23	23	0	0	0	104.1	126	95	87	25	6	50	0	135	1.69	.292	431	8	1	2	491	1904 - 1185
April	NWA	0	1	6.89	4	4	0	0	0	15.2	15	12	12	5	0	7	0	22	1.40	.246	61	2	0	1	68	275 - 180
May	NWA	1	1	4.94	5	5	0	0	0	23.2	20	14	13	2	4	11	0	45	1.31	.217	92	1	0	1	107	434 - 278
June	NWA	0	5	9.55	5	5	0	0	0	21.2	36	29	23	6	1	12	0	26	2.22	.360	100	2	0	0	113	416 - 250
July	NWA	0	3	11.21	4	4	0	0	0	17.2	29	22	22	6	0	12	0	16	2.32	.382	76	2	0	0	92	338 - 207
August	NWA	0	3	6.53	4	4	0	0	0	20.2	21	15	15	6	0	7	0	24	1.35	.259	81	1	1	0	88	365 - 215
September	NWA	0	1	3.60	1	1	0	0	0	5.0	5	3	2	0	1	1	0	2	1.20	.238	21	0	0	0	23	76 - 55
On Mondays	NWA	0	0	6.75	1	1	0	0	0	5.1	8	4	4	1	0	2	0	7	1.88	.364	22	1	0	0	25	94 - 60
On Tuesdays	NWA	0	2	8.22	3	3	0	0	0	15.1	21	15	14	4	1	6	0	17	1.76	.333	63	1	0	2	70	256 - 158
On Wednesdays	NWA	1	2	6.52	4	4	0	0	0	19.1	23	17	14	3	2	7	0	31	1.55	.288	80	3	0	0	89	351 - 216
On Thursdays	NWA	0	2	4.19	4	4	0	0	0	19.1	15	11	9	1	2	11	0	29	1.34	.200	75	1	1	0	88	348 - 218
On Fridays	NWA	0	1	6.00	2	2	0	0	0	9.0	9	6	6	3	0	5	0	12	1.56	.250	36	0	0	0	41	165 - 102
On Saturdays	NWA	0	3	10.61	4	4	0	0	0	18.2	28	22	22	8	0	4	0	25	1.71	.337	83	2	0	0	89	345 - 224
On Sundays	NWA	0	4	9.35	5	5	0	0	0	17.1	22	20	18	5	1	15	0	14	2.13	.306	72	0	0	0	89	345 - 207
In games following a win	NWA	1	8	7.80	14	14	0	0	0	62.1	79	59	54	16	3	27	0	82	1.70	.303	261	5	0	0	294	1152 - 719
In games following a loss	NWA	0	6	7.07	9	9	0	0	0	42.0	47	36	33	9	3	23	0	53	1.67	.276	170	3	1	2	197	752 - 466
Starter	NWA	1	14	7.50	23	23	0	0	0	104.1	126	95	87	25	6	50	0	135	1.69	.292	431	8	1	2	491	1904 - 1185

Alec Marsh - Opposing Hitting - Stat Splits - 2022 - Regular Season

Split	Team	AVG	G	AB	R	H	2B	3B	HR	RBI	BB	IBB	SO	SB	CS	OBP	SLG	OPS	HBP	SAC	SF	GDP
vs Left	NWA	.364	23	206	75	13	3	16	52	21	0	40				.427	.689	1.116	3	0	2	1
vs Right	NWA	.227	23	225	51	12	1	9	36	29	0	95				.320	.409	.729	3	0	2	1
Team is ahead	NWA	.333	13	114	38	8	1	7	24	16	0	34				.433	.605	1.038	4	0	0	2
Team is behind	NWA	.267	20	191	51	13	1	12	43	23	0	61				.343	.534	.877	0	0	2	0
Score is tied	NWA	.294	21	126	37	4	2	6	21	11	0	40				.355	.500	.855	2	0	2	0
Batting First	NWA	.321	23	56	18	0	1	6	11	6	0	16				.400	.679	1.079	2	0	1	0
Batting Second	NWA	.322	23	59	19	6	0	0	6	5	0	18				.375	.424	.799	0	0	0	0
Batting Third	NWA	.300	23	50	15	1	1	3	8	6	0	15				.379	.540	.919	1	0	1	1
Batting Fourth	NWA	.245	23	49	12	3	1	1	9	6	0	13				.321	.408	.729	0	0	1	0
Batting Fifth	NWA	.326	23	43	14	2	0	3	10	9	0	10				.444	.581	1.025	1	0	1	1
Batting Sixth	NWA	.250	23	48	12	4	0	3	12	4	0	18				.308	.521	.829	0	0	0	0
Batting Seventh	NWA	.302	23	43	13	5	0	3	14	5	0	15				.388	.628	1.016	1	0	0	0
Batting Eighth	NWA	.302	23	43	13	3	0	3	11	3	0	15				.362	.581	.943	1	0	0	0
Batting Ninth	NWA	.250	23	40	10	1	1	3	7	6	0	15				.348	.550	.898	0	0	0	0
Leading Off	NWA	.295	23	95	28	5	0	6	6	13	0	27				.385	.537	.922	1	0	0	0
First Inning	NWA	.250	23	88	17	22	3	2	4	16	10	0	29	3	2	.330	.466	.796	2	0	3	0
Second Inning	NWA	.256	23	90	14	23	5	0	5	13	6	0	37	2	1	.306	.478	.784	1	0	1	0
Third Inning	NWA	.351	22	97	27	34	9	0	4	26	13	0	31	4	1	.427	.567	.994	0	0	0	1
Fourth Inning	NWA	.309	20	81	20	25	6	1	8	20	8	0	20	2	0	.371	.704	1.075	0	0	0	0
Fifth Inning	NWA	.306	16	62	15	19	2	1	2	11	13	0	15	6	0	.442	.468	.910	2	0	0	1
Sixth Inning	NWA	.182	4	11	1	2	0	0	1	1	0	0	3	0	0	.250	.455	.705	1	0	0	0
Seventh Inning	NWA	.500	1	2	1	1	0	0	1	1	0	0	0	0	0	.500	2.000	2.500	0	0	0	0
Bases Empty	NWA	.288	23	233	67	12	1	14	14	24	0	77				.359	.528	.887	2	0	0	0
Runner at 1st	NWA	.333	22	63	21	4	1	5	15	9	0	15				.417	.667	1.084	0	0	0	1
Runner at 2nd	NWA	.217	21	46	10	3	0	1	8	6	0	15				.321	.348	.669	1	0	0	0
Runner at 3rd	NWA	.227	13	22	5	0	1	2	9	3	0	8				.370	.591	.961	2	0	0	0
Runners at 1st & 2nd	NWA	.355	17	31	11	2	1	1	12	3	0	8				.412	.581	.993	0	0	0	1
Runners at 1st & 3rd	NWA	.364	9	11	4	1	0	1	9	2	0	4				.467	.727	1.194	1	0	1	0
Runners at 2nd & 3rd	NWA	.133	8	15	2	1	0	0	6	1	0	8				.158	.200	.358	0	0	3	0
Bases Loaded	NWA	.600	8	10	6	2	0	1	15	2	0	0				.667	1.100	1.767	0	0	0	0
Runners On	NWA	.298	23	198	59	13	3	11	74	26	0	58				.384	.561	.945	4	0	4	2
Scoring Position	NWA	.281	23	135	38	9	2	6	59	17	0	43				.369	.511	.880	4	0	4	1
No Outs	NWA	.316	23	155	49	9	1	9	21	18	0	44				.386	.561	.947	1	0	2	0
One Out	NWA	.291	23	141	41	9	2	7	34	18	0	50				.374	.532	.906	2	0	2	2
Two Outs	NWA	.267	23	135	36	7	1	9	33	14	0	41				.349	.533	.882	3	0	0	0
Late / Close	NWA	.500	1	2	1	0	0	1	1	0	0	0				.500	2.000	2.500	0	0	0	0
Ahead in Count	NWA	.196	23	168	33	3	1	5	27	0	0	76				.199	.315	.514	1	0	2	2
Behind in Count	NWA	.331	23	127	42	9	1	12	38	50	0	26				.520	.701	1.221	0	0	0	0
0-0 Count	NWA	.500	18	50	25	8	1	4	11	0	0	0				.518	.940	1.458	4	0	2	0
0-1 Count	NWA	.314	17	35	11	3	0	3	10	0	0	0				.333	.657	.990	1	0	0	1
0-2 Count	NWA	.212	19	52	11	0	0	1	9	0	0	28				.212	.269	.481	0	0	0	0
1-0 Count	NWA	.345	12	29	10	3	1	0	5	0	0	0				.345	.517	.862	0	0	0	0
1-1 Count	NWA	.500	15	24	12	2	1	2	8	0	0	0				.520	.917	1.437	1	0	0	0
1-2 Count	NWA	.136	22	81	11	0	1	1	8	0	0	48				.133	.198	.331	0	0	2	1
2-0 Count	NWA	.556	13	18	10	2	0	5	11	0	0	0				.556	1.500	2.056	0	0	0	0
2-1 Count	NWA	.526	14	19	10	1	0	3	9	0	0	0				.526	1.053	1.579	0	0	0	0
2-2 Count	NWA	.226	22	62	14	3	0	2	4	0	0	33				.226	.371	.597	0	0	0	0
3-0 Count	NWA	.000	9	1	0	0	0	0	0	14	0	0				.933	.000	.933	0	0	0	0
3-1 Count	NWA	.																				



#18 ALEC MARSH

RIGHT-HANDED PITCHER

BORN: May 14, 1998 in Waukesha, Wisconsin (Age 24)

HEIGHT/WEIGHT: 6-3/220 lbs

SEASON WITH NATURALS: 2nd Season

DRAFT: Round 2 (CBB) - 2019 (Kansas City, 70th Overall)

COLLEGE: Arizona State University (Tempe, Arizona)

HIGH SCHOOL: Ronald Reagan HS (Milwaukee, Wisconsin)

SCOUTING REPORT

*Ranked by MLB Pipeline as the No. 22 Royals prospect
Ranked by Baseball America as the No. 13 Royals prospect*

A powerful arm that pitches aggressively, goes right after hitters with a clean & repeatable delivery that helps his control.

FASTBALL: Sits around 96 with his 4-seamer but touches 99 consistently, also has a two-seamer that sinks.

CURVEBALL: Ranges from the high 70s to low 80s has good shape and depth, his best secondary pitch.

SLIDER: Sits mid-80s and is a hard, tight pitch that sometimes resembles a cutter

CHANGEUP: Has natural depth and sink, he throws it with good arm speed.

2022 SEASON

- On July 14, was named as a replacement player on the All-Star Futures game, taking Nick Pratto's spot on the roster as Kansas City's representative ... was the only player on either team that did not appear in the 7-inning game.
- 2nd in Texas League and 5th in Double-A with 135 strikeouts ... among Texas League pitchers who have thrown at least 80.0 innings, 2nd with a 16.2% stringing strike %, 11.65 K/9 and 4th with 27.5% K%.
- 135 strikeouts is the MOST by a Naturals pitcher in a single season ... last week broke record of Eric Skoglund's 134 in 2016.
- 177 strikeouts over two seasons with the Naturals ranks 10th all-time in franchise history ... #9 is Rowdy Hardy (183).
- Tied for the most losses in Minor League Baseball (14) ... 25 homers are tied for the most in the Texas League, tied 3rd among all Double-A pitchers ... 95 runs allowed is 2nd in the league and in Double-A, 7th in MiLB ... 126 hits is 6th-most in the league, 9th in Double-A ... 7.50 ERA is the 2nd-highest among 258 qualified minor league pitchers, only Parker Dunshee (Las Vegas, AAA) is higher at 8.61.
- 40 of 95 runs (42.1%) allowed this season have directly scored on home runs.
- 4/13 vs. WCH - Struck out 9 across 4.2 innings, retired 9 of the final 10 batters he faced, including 5 on strikeouts
- Pitched 5.0 innings and struck out 10 batters in his last two starts in May ... on 5/19 @ ARK, struck out franchise-record EIGHT STRAIGHT between 2nd and 4th innings ... first Naturals pitcher to ever strike out more than six straight batters in one game, just 2nd to strike out 8 in a row.
- 5/31 vs. CC - Set career high with 6.1 innings, 29 batters faced and 98 pitches, struck out nine
- 6/23 vs. SPR - Threw the first quality start of his career, allowed three earned runs over 6.0 innings, only struck out six
- 7/24 vs. SPR - For the first time in his career, did not strike anyone out, couldn't make it out of the third inning.
- 8/6 vs. TUL - retired 10 of the last 12 hitters he faced after allowing a solo homer in the second, including 1-2-3 third and fifth innings ... all three runs scored on home runs.
- 8/18 vs. SA - pitched for the first time in 12 days, turned in one of his best starts of the season, allowing just one run for the second time this year on four hits over 5.0 innings, with five strikeouts ... fifth time in last six starts throwing 5.0 innings.
- 8/24 vs. SPR - pitched into the sixth inning for the 4th time this season, eight strikeouts was highest single-game total since May 31 (9 strikeouts), threw career-high 102 pitches, reliever Will Klein who got the final out of the 6th inning.
- 8/30 @ TUL - threw three scoreless innings and faced the minimum before allowing five runs in fourth inning, including four runs on back-to-back home runs.
- LAST OUTING - 9/4 @ TUL - his sixth straight start and 13th this year of 5.0 innings or more, faced four over the minimum through first four innings, including 1-2-3 fourth ... second out of fourth inning broke Naturals' single-season strikeout record ... seven batters came to the plate in the fourth inning, scored two go-ahead runs after Naturals took lead in second.

CAREER NOTES

- 2021
 - As a non-Roster invitee to Big League Spring Training, pitched in 2 Cactus League games, with a 0.00 ERA (0 ER in 2.0 IP), 2 K.
 - Broke camp with Northwest Arkansas (AA) and made six starts for the Naturals, before missing the remainder of the season with an injury ... went 1-3 with a 4.97 ERA (14 ER in 25.1 IP) while striking out 42 hitters.
 - His 14.92 K/9 (42 K in 25.1 IP) ranked second in the Royals' system among MiLB pitchers who threw at least 25 innings.
 - Named the inaugural Double-A Central Pitcher of the Week after making his very first Double-A appearance ... threw 5.0 hitless and scoreless innings ... followed up his award-winning start with an 11-strikeout performance in his Arvest Ballpark debut on 5/14 against Tulsa ... began the season, his first 8.1 innings of Double-A Career with 8.1 hitless and scoreless innings, walking three with 16 strikeouts.
 - Earned his first professional win in his third start of the season on 5/21, allowing two runs across 5.0 innings while striking out seven at Hammons Field in Springfield against the Cardinals.
 - Struck out at least seven batters in each of his first four starts and led the Naturals pitching staff with 34 strikeouts in May.
 - Exited his start on 6/15 in San Antonio after just 1.2 innings and did not appear in a game the rest of the season, shut down because of biceps soreness and arm fatigue.
 - Made one appearance for the Surprise Saguaros in the Arizona Fall League, throwing 1.1 innings while striking out three.
- 2020
 - Spent part of the season at the Royals' Alternate Training Site in Kansas City, Kansas, then participated in the Royals' Postseason Instructional Camp at Kauffman Stadium in October.
 - Pitched for the Eastern Reyes del Tigre (roughly translates to Eastern Tiger Kings) in the independent Constellation Energy League, which operated in Texas during July and August ... went 0-1 with a 4.50 ERA (2 ER in 4.0 IP), collecting six strikeouts ... his manager was former Royals pitching coach Dave Eiland (2011-2017).
- 2019
 - Made 13 starts for Idaho Falls (Rookie Advanced) in his first professional season, going 0-1 with a 4.05 ERA (15 ER in 33.1 IP) with 38 strikeouts (10.3 K/9) compared to just four walks.
 - Did not walk a batter in his first five starts and surrendered his one free pass in his first eight outings (20.1 innings).
 - Did not allow a run over his final three starts (9.0 IP), after allowing a six earned runs in a span of two outings (Aug. 9-15).

COLLEGE (2017-2019)

- Attended Arizona State University, was named to the Golden Spikes Award Mid-season Watch List and the Collegiate Baseball Hall of Fame Watch List of the National Pitcher of the Year as a junior in 2019, team won 21 straight to start the season.
- Went 9-3 with a 3.17 ERA (34 ER in 96.2 IP) in 16 outings as a junior, with three double-digit strikeout efforts ... tossed a three-hit complete game with nine strikeouts in a 4-1 win vs. #3 Oregon State on April 12, 2019, when the Royals first took notice of them as they were at the game scouting OSU catcher and 2019 1st overall pick Adley Rutschman.
- Allowed three earned runs or fewer in 31 of his last 34 appearances dating back to his freshman season ... dating back to sophomore season, Marsh pitched a quality start (6+ innings pitched with 3 or fewer earned runs allowed) in 16 of his 23 starts since assuming ASU's Friday Night starter role midway through the 2018 season.

SEASON / CAREER HIGHS

SEASON	CAREER
5/31/2022 vs. Corpus Christi	6.1 INNINGS PITCHED
Last: 7/30/2022 @ Wichita	10, 2x HITS ALLOWED
6/11/2022 @ Tulsa	8 RUNS ALLOWED
6/11/2022 @ Tulsa	8 EARNED RUNS ALLOWED
Last: 6/17/2022 vs. Arkansas	3, 2x HOME RUNS ALLOWED
7/10/2022 vs. Tulsa	6 WALKS ALLOWED
Last: 5/25/2022 @ Midland	10, 2x STRIKEOUTS
5/31/2022 vs. Corpus Christi	29 BATTERS FACED
8/24/2022 vs. Springfield	102 NUMBER OF PITCHES
4/13/2022 to 4/19/2022	7.0 IP SCORELESS STREAK
	18.0 IP 8/15/2019 to 5/14/2021

MARSH 2022 RUN SUPPORT

RUNS SCORED	0	1	2	3	4	5	6	7	8	9	10+
Games	6	6	5	2	2	1	1				
PLAYER W-L	0-5	0-3	0-4	0-1	0-1	0-0	1-0				
Team W-L	0-6	1-5	1-4	1-1	0-2	0-1	1-0				

2022 GAME-BY-GAME (NORTHWEST ARKANSAS, AA)

DATE	OPPONENT	RES	LEFT GAME	DEC	IP	H	R	ER	HR	HB	BB	SO	BF	NP-S
4/13	vs. Wichita	W, 8-5	Top 5th, tied 2-2	-	4.2	2	2	2	1	0	2	9	18	77-52
4/19	@ Frisco	L, 4-3	Bottom 5th, winning 2-1	L	4.0	6	4	4	0	0	3	4	20	74-46
4/24	@ Frisco	W, 4-3	End 3rd, losing 2-0	-	3.0	2	2	2	1	0	1	2	12	50-32
4/30	vs. Amarillo	L, 7-5	End 4th, winning 5-4	-	4.0	5	4	4	3	0	1	7	18	74-50
APRIL TOTALS		6.89 ERA/ 1.40 WHIP/ .246 AVG	0-1	15.2	15	12	12	5	0	7	22	68	275-180	
5/6	@ Springfield	L, 2-1	End 4th, tied 1-1	-	4.0	2	1	1	0	0	2	8	17	78-51
5/12	vs. Wichita	L, 10-4	Top 4th, losing 3-0	-	3.1	3	3	3	0	0	5	8	19	83-51
5/19	@ Arkansas	L, 5-0	End 5th, losing 2-0	L	5.0	2	2	2	0	1	2	10	20	84-50
5/25	@ Midland	W, 11-3	End 5th, winning 6-2	W	5.0	4	2	2	0	2	1	10	22	91-56
5/31	vs. Corpus Christi	L, 8-7	Top 7th, tied 6-6	-	6.1	9	6	5	2	1	1	9	29	98-70
MAY TOTALS		4.94 ERA/ 1.31 WHIP/ .217 AVG	1-1	23.2	20	14	13	2	4	11	45	107	434-278	
6/5	vs. Corpus Christi	L, 17-4	End 2nd, losing 4-0	L	2.0	4	4	3	1	0	4	5	14	64-36
6/11	@ Tulsa	L, 9-4	Bottom 5th, losing 7-4	L	4.2	10	8	8	1	0	0	7	24	98-64
6/17	vs. Arkansas	L, 13-2	End 5th, losing 5-1	L	5.0	7	5	5	3	0	3	4	24	87-51
6/23	vs. Springfield	L, 11-2	End 6th, losing 5-1 (Q)	L	6.0	6	5	3	1	1	3	6	29	86-52
6/29	@ Amarillo	L, 10-4	End 5th, losing 7-2	L	4.0	9	7	4	0	0	2	4	22	81-47
JUNE TOTALS		9.55 ERA/ 1.66 WHIP/ .281 AVG	0-5	21.2	36	29	23	6	1	12	26	113	416-250	
7/4	vs. Tulsa	W, 7-6 (10)	Top 6th, losing 4-3	-	5.1	8	4	4	1	0	2	7	25	94-60
7/10	vs. Tulsa	L, 6-3	End 5th, losing 4-2	L	5.0	4	4	2	0	6	5	24	94-50	
7/24	vs. Springfield	L, 11-4	Bottom 3rd, losing 7-0	L	2.1	7	7	7	1	0	3	0	16	61-34
7/30	@ Wichita	L, 11-3	End 5th, losing 7-1	L	5.0	10	7	7	2	0	1	4	27	89-63
JULY TOTALS		11.21 ERA/ 2.32 WHIP/ .382 AVG	0-3	17.2	29	22	22	6	0	12	16	92	338-207	
8/6	vs. Tulsa	L, 9-2	End 5th, losing 3-0	L	5.0	3	3	3	2	0	2	7	20	84-47
8/18	vs. San Antonio	L, 8-5	End 5th, tied 1-1	-	5.0	4	1	1	0	0	1	5	20	95-65
8/24	vs. Springfield	L, 18-7	Top 6th, losing 6-0	L	5.2	8	6	6	2	0	2	8	27	102-61
8/30	@ Tulsa	L, 7-3	End 5th, losing 5-3	L	5.0	6	5	5	2	0	2	4	21	84-42
AUGUST TOTALS		6.53 ERA/ 1.35 WHIP/ .259 AVG	0-3	20.2	21	15	6	0	7	24	88	365-215		
9/4	@ Tulsa	L, 4-2	End 5th, losing 3-2	L	5.0	5	3	2	0	1	1	2	23	76-55

2022 MARSH BATTED BALL STATISTICS

BABIP	GB/FB	LD%	GB%	FB%	IFFB%	HR/FB	Pull%	Cent%	Oppo%	SwStr%
.367	0.93	20.3%	38.3%	41.4%	17.2%	20.5%	46.5%	25.9%	27.6%	16.2%

MARSH vs. TULSA IN 2022

W	L	ERA	G	GS	CG	SHO	GF	HLD	SV	SVO	IP	H	R	ER	HR	HB	BB	IBB	SO	WHIP	AVG
0	1	8.31	3	3	0	0	0	0	0	0	13.0	15	12	12	3	0	8	0	21	1.77	.278

MARSH vs. TULSA HITTERS IN 2022

PLAYER	AVG	AB	H	2B	3B	HR	RBI	BB	SO	PLAYER	AVG	AB	H	2B	3B	HR	RBI	BB	SO	
Bechtold, A	.286	7	2	1	0	1	3	0	3	Martin, A	.250	4	1	0	0	0	0	1	2	
Cabrera, L	.400	5	2	0	0	0	0	0	3	Ortega, D	.000	4	0	0	0	0	0	0	3	
Camargo, J	.667	3	2	0	0	0	0	0	0	Steer, S	.000	3	0	0	0	0	0	1	3	
E-Strand, C	.333	3	1	0	0	0	0	0	1	Sturgeon, C	.000	3	0	0	0	0	0	1	1	
Helman, M	.000	2	0	0	0	0	0	0	1	Wallner, M	.250	4	1	1	0	0	2	0	2	
Isola, A	.000	2	0	0	0	0	0	2	1	Williams, C	.000	3	0	0	0	0	0	0	1	
Julien, E	1.000	2	2	0	0	2	4	2	0	Yake, E	.667	3	2	1	0	0	0	0	0	
Keirsey Jr., D	.333	6	2	1	0	0	1	1	1											

MINOR LEAGUE CAREER

SEASON	TEAM	W	L	ERA	G	GS	CG	SHO	SV	SVO	IP	H	R	ER	HR	HB	BB	IBB	SO	WHIP	AVG	AB	WP	BK	GIDP	TBF	NP-S
2019	Idaho Falls (R)	0	1	4.05	13	13	0	0	0	0	33.1	30	16	15	5	0	4	0	38	1.02	.238	126	3	0	1	132	464-319
2020											Did not play (no minor league season)																
2021	NW Arkansas (AA)	1	3	4.97	6	6	0	0	0	0	25.1	20	14	4	1	13	0	42	1.30	.217	92	1	0	2	106	440-275	
2022	NW Arkansas (AA)	1	14	7.50	23	23	0	0	0	0	104.1	126	95	87	25	6	50	0	135	1.69	.292	431	8	1	2	491	1904-1185
TOTALS (3 MiLB Seasons)		2	18	6.40	42	42	0	0	0	0	163.0	176	125	116	34	7	67	0	215	1.49	.271	649	12	1			



PLAYER

13 C.J. ELDRED

RHP • R/R • 6'2" • 225 lbs • 5/6/1995 (27)
Signed 8/7/2017 as an Undrafted Free Agent (U. of Iowa)
Born: Milwaukee, Wisconsin • Resides: Mount Vernon, Iowa

18 ALEC MARSH

RHP • R/R • 6'3" • 220 lbs • 5/14/1998 (24)
2019 MLB Draft - Round 2, 70th Overall (Arizona State)
Born: Waukesha, Wis. • Resides: Milwaukee, Wis.

22 STEPHEN WOODS JR.

RHP • R/R • 6'1" • 200 lbs • 6/10/1995 (27)
Traded from Tampa Bay - 7/21/2020
Born: New Hyde Park, N.Y. • Resides: Huntington Station, N.Y.

27 WALTER PENNINGTON

LHP • L/L • 6'2" • 205 lbs • 4/14/1998 (24)
Signed 8/19/2020 as an Undrafted Free Agent
Born: Englewood, Colorado • Resides: Broomfield, Colorado

28 T.J. SIKKEMA

LHP • L/L • 6'0" • 221 lbs • 7/25/1998 (24)
Traded from New York (AL) - 7/25/2022
Born: Clinton, Iowa. • Resides: DeWitt, Iowa

31 EMILIO MARQUEZ

LHP • L/L • 5'8" • 170 lbs • 4/28/1998 (24)
Signed 3/4/2018 as an International Free Agent
Born: Upatá, Venezuela • Resides: Bolivar, Venezuela

32 ANTHONY VENEZIANO

LHP • L/L • 6'6" • 200 lbs • 9/1/1997 (24)
2019 MLB Draft - Round 10 (Coastal Carolina)
Born/Resides: Hackensack, New Jersey

33 WILL KLEIN

RHP • R/R • 6'5" • 230 lbs • 11/28/1999 (22)
2020 MLB Draft - Round 5 (Eastern Illinois)
Born: Maryville, Tennessee • Resides: Bloomington, Indiana

34 ANDREW HOFFMANN

RHP • R/R • 6'5" • 205 lbs • 2/2/2000 (22)
Traded from Atlanta - 7/11/2022
Born: Joliet, Illinois • Resides: Plainfield, Illinois

35 NATE WEBB

RHP • R/R • 6'2" • 215 • 8/20/1997 (25)
2016 MLB Draft - Round 34 (Lee's Summit North HS)
Born: Kansas City, MO • Resides: Lee's Summit, MO

39 KASEY KALICH

RHP • R/R • 6'32" • 225 lbs • 4/25/1998 (24)
Traded from Atlanta - 7/30/2021
Born/Resides: Victoria, Texas

40 JON BOWLAN

RHP • R/R • 6'6" • 240 • 12/1/196 (25)
2018 MLB Draft - Round 2 (University of Memphis)
Born/Resides: Arlington, Tennessee

51 CHRISTIAN CHAMBERLAIN

LHP • L/L • 5'10" • 173 lbs • 7/20/1999 (23)
2020 MLB Draft - Round 4 (Oregon State)
Born: Grand Junction, Colorado • Resides: Reno, Nevada

53 CHARLIE NEUWEILER

RHP • R/R • 6'1" • 205 lbs • 2/8/1999 (23)
2017 MLB Draft - Round 5 (Monsignor McCloskey Memorial HS)
Born/Resides: Queens, New York

55 JONAH DIPOTO

RHP • R/R • 6'1" • 225 • 9/3/1996 (26)
2019 MLB Draft - Round 35 (University of Calif, San Diego)
Born: Queens, New York • Resides: San Diego, California

QUICK NOTES

2022: Began the season on NWA 60-Day IL after having surgery on his right foot in March ... sent on rehab assignment to ACL Royals (R) on 8/2, activated 8/23 ... in five rehab games, struck out nine with 4.50 ERA (5 ER in 10.0 IP) ... FOUR straight scoreless appearances with Naturals.
2021: Pitched in 16 games (5 starts) between the ACL Royals (R), Columbia (A), Quad Cities (A+) and NW Arkansas (AA) and combined to 5-1 with a 6.20 ERA (37 ER in 53.2 IP) and 60 strikeouts ... assigned to NWA on 9/2 and threw a pair of 3.0-inning scoreless outings with 10 combined strikeouts in his first two Double-A games.
MISC: As the on of Royals pitching coach Cal Eldred ... worked out with former Iowa teammate Tyler Cropley in 2020, which led to Cropley getting signed by the Royals.

45FB, CUT, CB, CH | CONSECUTIVE BATTERS RETIRED: 1 (9/7/2022) SCORELESS STREAK: 8.2 IP (8/24/22 to 9/7/22)
Ranked by MLB Pipeline as the No. 22 Royals prospect ... Ranked by Baseball America as the No. 13 Royals prospect
2022: Struck out 8 or more in five straight starts, including 10 strikeouts in back-to-back starts May 19 @ ARK and May 24 @ MID ... 2nd in Texas League and 5th in Double-A with 135 strikeouts, set Naturals' single-season record on 9/4 ... 177 strikeouts in two seasons with NWA ranks 10th all-time ... Royals representative at the 2022 All-Star Futures Game, only member of either team that did not appear in the game ... on the development list from 8/12 to 8/17.
2021: Broke camp with NW Arkansas (AA) and made six starts for the Naturals, before missing the rest of the year with an injury ... went 1-3 with a 4.97 ERA (14 ER in 25.1 IP) with 42 strikeouts (14.92 K/9) ... over his first 8.1 Double-A innings: 8.1 hitless and scoreless innings, named first ever Double-A Central Pitcher of the Week.

45FB, SL, CV, CH | CONSECUTIVE BATTERS RETIRED: 2 (9/4/30/22) SCORELESS STREAK: 0.2 IP (9/4/2022)
2022: Assigned to NWA on 4/21 ... Pitched 5.2 scoreless innings with nine strikeouts for Quad Cities (A+) across three relief outings ... earned decisions in five of first six outings with Naturals, wins two, one loss and one save ... 9 of 29 NWA outings have been scoreless, has allowed 1 ER or less in 19 of 29 ... made first pro start 6/22 vs. SPR ... on the Injured List from 8/18 to 9/1, threw scoreless 8th inning in first outing back 9/3.
2021: Pitched 22 games for Columbia (A) ... went 3-3 with a team-leading four saves and a 3.18 ERA (14 ER in 39.2 IP) and 37 strikeouts ... placed on the 7-day injured list on 8/14 ... assigned to the ACL Royals Blue (R) on 9/7 for rehab and finished his season with two games there.
2018-19: Missed 2018 due to injury, went 9-3 in 2019 ... selected by Kansas City with the fourth overall pick in the Rule 5 Draft (12/12/2019).
2016-17: Played two seasons in the Giants organization, reaching Class-A, traded to Tampa Bay December 20 in the 38th Evan Longoria deal.

45FB, SL, CB, CH | CONSECUTIVE BATTERS RETIRED: 1 (8/30/2022) SCORELESS STREAK: 0.1 IP (8/30/2022)
2022: Assigned to NWA on 4/21 ... Pitched 5.2 scoreless innings with nine strikeouts for Quad Cities (A+) across three relief outings ... earned decisions in five of first six outings with Naturals, wins two, one loss and one save ... 9 of 29 NWA outings have been scoreless, has allowed 1 ER or less in 19 of 29 ... made first pro start 6/22 vs. SPR ... on the Injured List from 8/18 to 9/1, threw scoreless 8th inning in first outing back 9/3.
2021: Pitched 22 games for Columbia (A) ... went 3-3 with a team-leading four saves and a 3.18 ERA (14 ER in 39.2 IP) and 37 strikeouts ... placed on the 7-day injured list on 8/14 ... assigned to the ACL Royals Blue (R) on 9/7 for rehab and finished his season with two games there.
MISC: Graduated from the Colorado School of Mines with a mechanical engineering degree, threw 224.2 innings, but also hit .288 with a 1.142 OPS as an outfielder.

45FB, SL, CH | CONSECUTIVE BATTERS RETIRED: 1 (9/8/2022) SCORELESS STREAK: 3.0 IP (9/3/22 to 9/8/22)
Ranked by MLB Pipeline as the No. 19 Royals prospect ... Ranked by Baseball America as the No. 25 Royals prospect
2022: Began the season with the Hudson Valley Renegades (A+) in the South Atlantic League, traded with 2 other pitchers to Kansas City from the New York Yankees on 7/27, assigned to NW Arkansas 7/29 ... made 11 appearances (10 starts) in High-A and went 1-1 with a 2.48 ERA (10 ER in 36.1 IP), while striking out 54 and walking just 9 (6.00 K/BB) ... after beginning the season on the IL, made his debut on 5/8, his first appearance in 1,022 days.
2019-2021: Drafted by the Yankees with the 38th overall pick in the 1st round of the 2019 MLB Draft (Competitive Balance Round A) and made his pro debut in 2019 with Staten Island (A-), allowing 1 ER over 10.2 IP (0.84 ERA) with 1 BB and 13 K in four starts ... missed all of 2021 with a lat injury.

45FB, 25FB, SL, CH | CONSECUTIVE BATTERS RETIRED: 2 (9/8/2022) SCORELESS STREAK: 1.0 IP (9/8/2022)
2022: Assigned to NWA from Quad Cities (A+) on 7/14, back to QC on 7/19 and NWA on 8/18 ... has made 25 appearances outside of the Naturals, 24 with the River Bandits & 1 in Omaha (AAA) ... with QC, went 10-2 with a 2.88 ERA (21 ER in 60.2 IP) with 79 strikeouts, 15 walks ... Midwest League Pitcher of the Week 7/3/22 ... made Double-A debut 7/15 @ CC, threw 3.1 scoreless innings after entering game in the first inning.
2021: Pitched in 25 games (7 starts) between Columbia (A), Quad Cities (A+) & Omaha (AAA), going a combined 7-1 with a 3.26 ERA (28 ER in 77.1IP) ... named Columbia's Pitcher of the Year, went 6-1 with a 1.86 ERA (13 ER in 63.0 IP) and 87 strikeouts in 20+ outings (5 starts) ... among Low-A East pitchers (min 60.0 IP), tied for the lead in WHIP (0.83).
2019: Surprise (R) Pitcher of the Year after ranking tied for third in the Arizona League with 63 strikeouts (12.2 K/9), before being promoted to Lexington (A) for his final start.

45FB, CB/SL, CH | CONSECUTIVE BATTERS RETIRED: 4 (9/9/2022) SCORELESS STREAK: 1.1 IP (9/9/2022)
2022: 22 of 23 outings have been starts ... leads team with SEVEN quality starts ... pitched 5.0 scoreless on 5/8 @ SPR ... did not issue walk for first time on 5/14 vs. WCH, in 4.2 IP of relief ... pitched past 6.0 innings for first time in his career 6/9 @ TUL, with 7-inning CG shutout ... pitched into the seventh inning again on 8/31 @ TUL, eight strikeouts over 6.2 innings ... threw 6.0 scoreless innings 9/6 @ WCH.
2021: Named Quad Cities (A+) Pitcher of the Year ... across 22 starts, went 6-4 with a 3.75 ERA (39 ER in 93.2 IP), while striking out an organization-best 127 and walking just 37 ... named the High-A Central Pitcher of the Year and All-Star left-handed starting pitcher.

45FB, SL, CH | CONSECUTIVE BATTERS RETIRED: 1 (9/6/2022) SCORELESS STREAK: 7.2 IP (8/25/22 to 9/6/22)
2022: Started the season on Injured List with shin splints, assigned to NWA on 5/14 ... began the season with three short starts, moved to bullpen 6/2 ... first scoreless outing on 6/7 @ Tulsa, struck out side in 7th inning, added 4th strikeout in 8th inning ... 11 of 26 relief appearances have been scoreless, including 5 of last 8.
2021: Named an MiLB.com Organization All-Star and MLB Pipeline's Royals' Pitching Prospect of the Year ... pitched 6.36 games out of the bullpen for Quad Cities, went 7-1 with four saves and a 3.58 ERA, with 121 strikeouts in 70.1 IP ... among minor league pitchers who threw 70.0 innings, ranked 1st with 15.48 K/9 and 40.9% strikeout %.

45FB, CB, CH | CONSECUTIVE BATTERS RETIRED: 3 (9/7/2022) SCORELESS STREAK: 4.0 IP (9/2/22 to 9/7/22)
Ranked by MLB Pipeline as the No. 17 Royals prospect ... Ranked by Baseball America as the No. 15 Royals prospect
2022: Began the season with the Rome Braves (A+) in the South Atlantic League ... made 15 starts in High-A and went 7-2 with a 2.36 ERA (21 ER in 80.0 IP), while striking out 90 and walking just 21 (4.29 K/BB) ... 13 of his 15 starts with Rome were at least 5.0 IP, including seven starts of 6.0 innings or more ... traded with 2 other players to Kansas City from Atlanta on 7/11, assigned to NW Arkansas.
2021: Drafted by Atlanta in the 12th round of the 2021 MLB Draft out of the University of Illinois ... made seven starts for Augusta (A) and went 2-2 with a 2.73 ERA (9 ER in 29.2 IP), while striking out 37 and walking eight (4.63 K/BB).

45FB, 25FB, SL, CH | CONSECUTIVE BATTERS RETIRED: 1 (9/7/2022) SCORELESS STREAK: 0.1 IP (9/7/2022)
2022: Opened the season on NWA roster, did not appear in a game ... placed on IL 4/12, activated 6/30 ... 4 rehab games with ACL Royals: 7 K in 4.2 IP ... 6 of 18 Naturals appearances have been scoreless, has allowed 1 earned run or less in 12 of 18.
2021: Between Columbia (A) and Quad Cities (A+), went 4-3 across 35 games with a 3.94 ERA (26 ER in 59.1 IP) and 89 strikeouts ... his five saves were tied for sixth in the system, while 37.7% K% ranked 3rd (min. 50 IP) ... added to Kansas City's 40-man roster on Nov. 19, 2021.
MISC: Was on the Kansas City Royals grounds crew as a high schooler in 2014 and 2015, and was given a World Series ring.

45FB, SL, CH | CONSECUTIVE BATTERS RETIRED: 0 SCORELESS STREAK: 1.1 IP (9/3/22 to 9/6/22)
2022: Assigned to NWA on 8/12 from Quad Cities (A+) ... made one appearance for Omaha (AAA) on 6/1, pitched in 25 games for the River Bandits with a 2.65 ERA (10 ER in 34.0 IP), 3rd in the Midwest League with nine saves (in 15 tries) ... didn't allow an earned run in his last 12 games, 15.1 innings in High-A.
2021: Traded by Atlanta to Kansas City in exchange for Jorge Soler on 7/30 ... before the trade, pitched in 20 games with Rome (A+) and had 3.26 ERA (11 ER in 30.1 IP) and 35 strikeouts ... made 14 relief appearances with Quad Cities (A+), went 2-2 with a 4.12 ERA (9 ER in 19.2 IP) and 23 strikeouts to just six walks ... five scoreless outings 9/5 - 9/1.
2019: Drafted by Atlanta in the 4th round out of Texas A&M, where he was teammates with Asa Lacy ... made his pro debut with the GCL Braves, then pitched in 13 games, 13 games Rome (A) and went 1-1 with a 1.31 ERA (3 ER in 20.2 IP) and 22 strikeouts.

45FB, SL, CH | CONSECUTIVE BATTERS RETIRED: 0 SCORELESS STREAK: 1.1 IP (9/3/22 to 9/6/22)
Ranked by MLB Pipeline as the No. 12 Royals prospect ... Ranked by Baseball America as the No. 8 Royals prospect
2022: Assigned to NW Arkansas 7/26 after seven starts with the ACL Royals (R) and one with Quad Cities (A+) ... across eight rehab games, went 0-1 with a 4.24 ERA (11 ER in 23.1 IP) and 32 strikeouts with five walks.
2021: Broke camp with NW Arkansas (AA) and started four games for the Naturals, going 2-0 with a 1.59 ERA (3 ER in 17.0 IP) ... exited his start 5/23 in SPR after striking out two and throwing 10 pitches ... missed the rest of the season after undergoing Tommy John surgery the first week of June ... added to KC's 40-man roster on 11/19/21.
2019: Threw the second no-hitter in Wilmington (A+) history on 7/15, with nine strikeouts and no walks on 98 pitches (63 strikes).

45FB, SL, CH, CB | CONSECUTIVE BATTERS RETIRED: 0 SCORELESS STREAK: 1.0 IP (9/9/2022)
2022: Assigned to NWA 5/31 after pitching 13 games (4 starts) for Quad Cities, went 0-1 with a 4.29 ERA (10 ER in 21.0 IP) with 39 strikeouts ... among Royals minor league pitchers with at least 40.0 innings pitched, his 13.81 K/9 rank 1st, 30.9% K% ranks 2nd ... struck out the side in the 6th inning 7/26 @ WCH ... on the development list 8/10 to 9/4, activated 9/4 and threw scoreless inning @ TUL.
2021: Assigned to Quad Cities (A+) on May 23 and pitched two games in relief for the River Bandits, going 1-0 with a 4.91 ERA (2 ER in 3.2 IP) with one walk and six strikeouts, before being placed on the Injured List on June 14, and missed rest of the season with a nagging shoulder injury ... first 3.2 innings were scoreless before allowing two runs.

45FB, CB, CH | CONSECUTIVE BATTERS RETIRED: 3 (9/7/2022) SCORELESS STREAK: 1.0 IP (9/7/2022)
2022: Assigned to NWA 9/8 from Quad Cities (A+) ... made 26 appearances (17 starts), including one with Omaha (AAA) on 9/3 ... 17 of first 19 outings with River Bandits were starts, last eight were in relief, with 2.51 ERA in bullpen compared to 5.38 as a starter.
2021: Started the season with two starts for Royals Blue (ACL) before making 13 appearances (12 starts) for Quad Cities (A+) and struck out 50 in 58.0 innings with a 4.81 ERA (31 ER in 58.0 IP) ... all but one of his starts lasted 4.0 or more innings with six going 5.0 or more.
2017-2019: Led Royals farmhands with 27 starts in 2019 with Lexington (A), ranked second in the system with 148.2 innings and 153 strikeouts ... named Surprise Pitcher of the Year in his professional debut in 2017, posted a 1.76 ERA that would've led the Arizona League, but he fell 4.0 innings shy of qualifying.

45FB, SL, CH | CONSECUTIVE BATTERS RETIRED: 1 (9/9/2022) SCORELESS STREAK: 0.1 IP (9/9/2022)
2022: Pitched a scoreless Cactus League inning with a strikeout on 3/29 against his dad's Seattle Mariners ... his .204 opponents' batting average ranks second among Royals minor league pitchers with at least 60.0 IP, while 11.64 K/9 is third and 27.5% K% ranks fifth ... 22 of 40 outings have been scoreless.
2021: Pitched 22 games for Quad Cities, went 1-0 with eight saves (in 10 chances) and a 3.19 ERA (11 ER in 31.0 IP) and 39 strikeouts ... eight saves ranked tied second in the Royals system ... 15 of his 22 outings were scoreless, only allowing more than one run three times.
MISC: Full name is Jonah Seaver Dipoto, after Tom Seaver ... father Jerry Dipoto is currently the President of Baseball Operations for the Seattle Mariners, formerly their GM.

CAREER HIGHS

Table with columns for Player, IP, K, BB, H, R, NP, and various game dates and stats. Includes players like C.J. Eldred, Alec Marsh, Stephen Woods Jr., Walter Pennington, T.J. Sikkema, Emilio Marquez, Anthony Veneziano, Will Klein, Andrew Hoffmann, Nate Webb, Kasey Kalich, Jon Bowlan, Christian Chamberlain, Charlie Neuweiler, and Jonah Dipoto.



NATURALS RELIEVERS

PITCHER	LAST APPEARANCE (NWA)
13 Eldred, C.J.	WED 9/7 @ Wichita (4.0 IP)
22 Woods Jr., Stephen	TUE 8/30 @ Tulsa (2.0 IP)
27 Pennington, Walter	THU 9/8 @ Wichita (2.0 IP)
31 Marquez, Emilio	FRI 9/9 @ Wichita (2.1 IP)
33 Klein, Will	WED 9/7 @ Wichita (2.0 IP)
35 Webb, Nate	THU 9/8 @ Wichita (2.0 IP)
39 Kalich, Kasey	TUE 9/6 @ Wichita (1.0 IP)
51 Chamberlain, Christian	WED 9/7 @ Wichita (1.0 IP)
52 Neuweiler, Charlie	
55 Dipoto, Jonah	FRI 9/9 @ Wichita (1.0 IP)
38 Biasi, Dante	SUN 8/7 vs. Tulsa (2.0 IP)
Brentz, Jake	WED 6/22 vs. Springfield (0.0 IP)
Capps, Holden	SAT 6/25 vs. Springfield (1.2 IP)
Cosby, Christian	THU 6/16 vs. Arkansas (1.0 IP)
Del Rosario, Yefri	WED 8/31 @ Tulsa (1.0 IP)
Haake, Zach	SAT 8/27 vs. Springfield (2.2 IP)
21 Lacy, Asa	THU 8/18 vs. San Antonio (1.0 IP)
Peacock, Matt	WED 6/15 vs. Arkansas (1.0 IP)
Phillips, Zack	SUN 7/10 vs. Tulsa (1.0 IP)
Skooglund, Eric	FRI 7/15 @ Corpus Christi (2.2 IP)
Smith, Patrick	THU 5/12 vs. Wichita (0.1 IP)
Sotillet, Andres	SAT 7/23 vs. Springfield (1.1 IP)
Speter, Gabe	WED 6/15 vs. Arkansas (1.0 IP)
32 Veneziano, Anthony	SAT 5/14 vs. Wichita (4.2 IP)
Willeman, Zach	THU 5/26 @ Midland (2.0 IP)

ENTRANCE SITUATION

LEAD	TRAIL	TIED
1	4	-
13	20	2
7	16	7
3	4	-
8	18	-
6	11	1
5	3	-
5	11	1
10	28	2
5	2	-
6	8	2
1	4	1
17	19	2
4	7	2
3	4	1
1	-	-
3	13	1
2	2	2
1	1	1
12	6	1
1	-	-
9	5	2

INNING ENTERING THE GAME

1	2	3	4	5	6	7	8	9	10+
-	1	-	1	-	1	-	2	-	-
-	2	2	5	5	13	5	3	-	-
-	1	2	4	6	5	6	1	1	-
1	-	1	2	1	1	-	1	-	-
-	-	-	1	4	7	9	5	-	-
-	-	1	1	4	6	4	2	-	-
-	-	-	1	3	3	1	-	-	-
-	-	-	2	-	7	4	3	1	-
-	-	-	1	1	9	10	15	4	-
-	2	-	-	3	1	-	-	-	-
-	-	1	1	3	6	2	1	2	-
-	-	1	2	2	-	-	-	-	-
-	-	1	2	1	6	5	12	11	-
-	-	1	4	2	4	2	-	-	-
-	-	-	3	3	2	-	-	-	-
-	-	-	-	-	-	1	-	-	-
1	1	2	-	3	4	2	2	1	1
-	-	2	-	2	-	-	1	-	1
-	-	-	-	-	2	1	-	-	-
-	-	-	1	1	-	2	11	4	-
-	-	-	-	-	-	1	-	-	-
-	-	1	-	-	-	-	-	-	-
-	-	-	-	-	-	-	1	8	6

INHERITED RUNNERS

BR INHER.	BR SCORE	% SCORE
3	2	66.7%
17	5	29.4%
23	9	39.1%
5	2	40.0%
4	2	50.0%
22	13	59.1%
10	2	20.0%
3	0	0.0%
38	18	47.4%
3	0	0.0%
10	3	30.0%
5	4	80.0%
26	6	23.1%
11	9	81.8%
-	-	-
-	-	-
11	0	0.0%
2	2	100.0%
-	-	-
12	0	0.0%
-	-	-
3	1	33.3%
5	3	60.0%

1-2-3 INNINGS

TOTAL POSSIBLE	% 1-2-3	
2	8	25.0%
8	42	19.0%
14	45	31.1%
5	12	41.7%
17	30	36.7%
2	15	13.3%
2	7	28.6%
3	20	15.0%
-	-	-
15	44	34.1%
5	19	26.3%
1	1	100.0%
4	20	20.0%
1	8	12.5%
13	53	24.5%
5	23	21.7%
1	9	11.1%
0	1	0.0%
9	29	31.0%
2	5	40.0%
-	-	-
9	27	33.3%
0	1	0.0%
1	4	25.0%
8	20	40.0%

STARTING PITCHER SPLITS

PITCHER	GS	W-L	TEAM W-L	R SUPPORT	SUPPORT/START
18 Marsh, Alec	23	1-14	4-19	44	1.91
32 Veneziano, Anthony	23	5-8	11-12	79	3.43
Biasi, Dante	15	3-5	9-6	46	3.07
Zerpa, Angel	13	2-5	5-8	47	3.62
Parrish, Drew	10	4-3	5-5	27	2.70
34 Hoffmann, Andrew	9	2-4	4-5	26	2.89
40 Bowlan, Jon	8	1-3	4-4	27	3.38
28 Sikkema, T.J.	7	0-4	3-4	12	1.71
Murdock, Noah	7	0-6	1-6	19	2.71
Phillips, Zack	3	0-1	2-1	7	2.33
Klein, Will	3	0-0	2-1	7	2.33
Martinez, Marcelo	3	1-1	2-1	15	5.00
Lacy, Asa	3	0-1	2-1	11	3.67
Pennington, Walter	1	0-0	0-1	3	3.00
Haake, Zach	1	0-0	1-0	5	5.00

1ST PITCH STRIKES

FPS	TBF	% FPS
274	491	55.8%
281	497	56.5%
149	285	52.3%
157	278	56.5%
134	215	62.3%
95	185	51.4%
99	162	61.1%
75	134	56.0%
71	153	46.4%
31	51	60.8%
15	30	50.0%
39	55	70.9%
24	51	47.1%
8	13	61.5%
4	17	23.5%

1-2-3 INNINGS

TOTAL	POSSIBLE	% 1-2-3
26	107	24.3%
22	96	22.9%
12	61	19.7%
16	72	22.2%
28	54	51.9%
10	38	26.3%
7	31	22.6%
6	26	23.1%
6	28	21.4%
1	9	11.1%
0	3	0.0%
7	14	50.0%
3	9	33.3%
1	3	33.3%
0	3	0.0%

NATURALS STARTERS VS. RELIEVERS

STARTERS	RELIEVERS
19-54	W-L 36-20
6.01	ERA 6.00
569.2	INNINGS 556.1
618 (100)	HITS (HR) 602 (59)
421 (380)	R (ER) 424 (371)
295	BB 371
581	K 564
1.60	WHIP 1.75

STARTING PITCHER/CATCHER MATCHUPS

PITCHER	SEBASTIAN RIVERO							LOGAN PORTER							TYLER CROPLEY							LUCA TRESH							TOTALS						
	GS	W-L	ERA	IP	ER	BB	SO	GS	W-L	ERA	IP	ER	BB	SO	GS	W-L	ERA	IP	ER	BB	SO	GS	W-L	ERA	IP	ER	BB	SO	GS	W-L	ERA	IP	ER	BB	SO
18 Marsh, Alec	8	0-4	6.38	36.2	31	15	47	6	1-2	7.24	27.1	22	10	46	5	0-4	9.13	22.2	23	16	23	3	0-3	7.47	15.2	13	5	14	23	1-14	7.50	104.1	87	50	135
32 Veneziano, Anthony	6	2-3	5.33	25.1	19	17	27	5	0-1	7.94	22.0	10	16	28	7	2-3	8.11	30.0	27	23	31	2	0-0	2.84	12.2	4	3	12	23	5-8	6.06	107.0	72	63	114
Biasi, Dante	5	1-2	1.90	23.2	6	14	26	6	1-1	4.32	25.0	12	17	23	1	0-0	5.40	5.0	3	2	5	15	3-5	3.94	64.0	28	43	63							
Zerpa, Angel	6	2-1	3.34	29.2	12	11	27	4	0-2	4.82	18.2	12	6	24	2	0-1	7.00	9.0	7	3	9	13	2-5	4.36	64.0	31	21	69							
Parrish, Drew	4	1-1	3.32	19.0	8	7	16	3	2-1	3.16	17.1	6	4	11	3	2-1	3.00	6.0	2	2	4	10	4-3	2.13	55.0	13	14	48							
34 Hoffmann, Andrew	1	0-1	7.94	5.2	5	4	2	2	1-1	5.23	10.1	6	3	9	2	0-1	8.44	5.1	5	4	4	4	1-1	6.50	18.0	13	9	15							
40 Bowlan, Jon	1	0-1	7.71	4.2	4	1	3	3	0-1	5.84	12.1	8	5	11	4	0-1	8.47	17.0	16	7	12	8	1-3	7.41	34.0	28	13	26							
28 Sikkema, T.J.	1	0-0	4.50	4.0	2	3	6	1	0-0	4.15	4.1	2	1	4	2	0-2	9.45	6.2	7	4	3	7	0-4	7.48	27.2	23	15	24							
Murdock, Noah	3	0-3	9.75	12.0	13	10	8	2	0-0	14.04	8.1	13	3	9	1	0-1	3.00	6.0	2	2	4	7	0-6	9.00	30.0	30	20	25							
Phillips, Zack	2	0-1	16.20	5.0	10	4	4	1	0-0	9.00	4.0	4	2	5	-	-	-	-	-	-	-	3	0-1	13.00	9.0	13	6	9							
Klein, Will	1	0-0	20.25	1.1	4	5	1	2	0-0	16.88	2.2	5	7	1	-	-	-	-	-	-	-	3	0-0	18.00	4.0	8	12	2							
Martinez, Marcelo	1	1-0	1.50	6.0	1	1	7	2	0-0	3.38	8.0	5	6	10	-	-	-	-	-	-	-	3	1-0	2.57	14.0	4	7	17							
Lacy, Asa	1	0-0	6.75	4.0	3	3	6	1	0-0	67.50	0.2	5	5	0	1	0-1	3.18	5.2	2	2	7	3	0-1	8.71	10.1	10	10	13							
Pennington, Walter	-	-	-	-	-	-	-	-	-	-	-	-	-	-	1	0-0	3.00	3.0	1	0	3	1	0-0	3.00	3.0	1	0	3							
Haake, Zach	-	-	-	-	-	-	-	-	-	-	-	-	-	-	1	0-0	7.36	3.2	3	1	3	1	0-0	7.36	3.2	3	1	3							
Relievers	-	9-7	6.31	178.1	143	122	175	-	15-6	4.98	157.1	87	85	174	-	1-6	7.56	106.0	89	80	100	-	9-0	5.31	78.0	46	53	76							
TOTALS	40	16-24	5.80	355.3	229	217	355	35	20-16	5.72	306.7	195	165	344	25	4-20	7.40	211.2	174	141	200	19	10-9	6.35	163.0	115	92	148							
CS/ATT	8/52	PCT	15.38%	10/41	PCT	24.39%	10/39	PCT	25.64%	5/43	PCT	11.63%	33/184	PCT	17.93%																				

TOTALS include games caught by Gavin Stupienski, including 10 starts, and pitchers went 5-5 with a 4.12 ERA (41 ER in 89.2 IP with 51 walks and 98 strikeouts)...CS/ATT: 0/9

CATCHER PITCHING STATS

CATCHERS	W	L	ERA	GS	SV	IP	H	R	ER	HR	HB	BB	IBB	SO	WHIP	AVG	WP	GDP	TBF	SB	CS	ATT	%CS	PB
Sebastian Rivero	16	24	5.80	40	3	355.1	374	261	229	45	29	217	2	355	1.66	.270	29	34	1,652	44	8	52	15.38%	9
Logan Porter	20	16	5.72	35	8	306.2	325	207	195	44	22	165	3	344	1.60									



PLAYER

QUICK NOTES

CAREER HIGHS

1 JOHN RAVE
OUTFIELDER • L/L • 6'0" • 185 • 12/30/1997 (24)
2019 MLB Draft - Round 5 (Illinois State)
Born: Canton, Illinois • Resides: Bloomington, Illinois

2022: Began the season with NW Arkansas, transferred to Omaha (AAA) May 25 - June 4 and July 12-18 ... in 11 Triple-A games, hit .195 (8-for-41) ... produced the third 2-homer game of his career with Omaha on 7/17 @ Rochester, drove in four runs ... one of FIVE players in the Texas League that has made at least 15 starts at each OF position ... 2-for-5 as a pinch-hitter ... reached in 15 straight games from 8/16 to 9/2 with .300 AVG and .413 OBP.
2021: Named an MLB.com Organization All-Star in the outfield for Kansas City ... spent the season with Quad Cities (A+), playing in 77 games and hit .252/.352/.453 (70-for-278) ... hit 14 homers and stole 13 bases, making him one of five 13-13 players in the system in 2021.
2019: Assigned to Burlington (R) and played 15 games in the Appy League, promoted to Lexington (A) on 7/7, where he finished the season and won the SAL championship.

Table with 2 columns: Stat, Value. H 4 (2x) Last: 8/1/21 vs. South Bend; R 4 (2x) Last: 6/28/22 @ Amarillo; HR 2 (3x) Last: 7/17/22 @ Rochester; RBI 5 (3x) Last: 6/28/22 @ Amarillo; BB 3 (2x) Last: 5/17/22 @ Arkansas; SB 3 8/22/21 @ South Bend; H 3 6/12/22 vs. Augusta; R 2 (6x) Last: 6/14/22 vs. Arkansas; HR 1 (5x) Last: 7/5/22 vs. Tulsa; RBI 3 (2x) Last: 8/23/21 @ Springfield; BB 2 (7x) Last: 8/4/22 vs. Tulsa; SB 1 (3x) Last: 6/12/22 vs. Augusta; H 3 (4x) Last: 6/30/22 vs. Peoria; R 2 (11x) Last: 6/29/22 vs. Peoria; HR 1 (9x) Last: 7/1/22 vs. Peoria; RBI 4 5/22/22 @ Dayton; BB 3 8/1/19 @ Grand Junction; SB 1 (7x) Last: 6/22/22 @ Wisconsin; H 4 (3x) Last: 6/15/19 @ Columbia; R 3 (4x) Last: 6/17/21 vs. Wisconsin; HR 1 (9x) Last: 5/28/22 @ Arkansas; RBI 4 (2x) Last: 8/4/19 @ Kannapolis; BB 3 7/17/16 @ AZL Mariners; SB 2 (5x) Last: 5/5/21 @ South Bend; H 4 (4x) Last: 7/24/22 @ South Bend; R 4 7/24/22 @ South Bend; HR 1 (11x) Last: 9/2/22 @ Tulsa; RBI 3 (3x) Last: 6/21/22 @ Wisconsin; BB 3 (2x) Last: 5/18/21 @ Kannapolis; SB 3 (3x) Last: 5/31/22 vs. Beloit; H 4 8/12/19 @ Greenville; R 4 7/9/21 @ Wisconsin; HR 1 (30x) Last: 8/17/22 vs. San Antonio; RBI 4 (3x) Last: 6/14/22 vs. Arkansas; BB 3 (3x) Last: 7/9/21 @ Wisconsin; SB 2 8/21/22 vs. San Antonio; H 4 6/21/22 @ Wisconsin; R 4 4/24/22 @ Wisconsin; HR 2 8/4/22 vs. Wisconsin; RBI 4 (2x) Last: 8/4/22 vs. Wisconsin; BB 3 8/3/22 vs. Wisconsin; SB 1 (3x) Last: 8/7/22 vs. Wisconsin; H 4 5/3/19 vs. Lakeland; R 3 (6x) Last: 7/3/22 @ Amarillo; HR 2 7/3/22 @ Amarillo; RBI 5 7/17/22 @ Corpus Christi; BB 4 8/25/22 vs. Springfield; SB 2 6/3/19 @ Daytona; H 4 (5x) Last: 8/18/17 vs. Asheville; R 4 6/26/16 @ Grand Junction; HR 2 7/19/19 @ Amarillo; RBI 5 7/17/22 @ Rochester; BB 3 (4x) Last: 8/2/17 vs. West Virginia; SB 2 7/13/16 vs. Helena; H 4 7/6/22 vs. Tulsa; R 4 (2x) Last: 7/17/22 @ Corpus Christi; HR 2 (2x) Last: 6/29/22 @ Amarillo; RBI 6 6/2/21 vs. Beloit; BB 3 (5x) Last: 9/9/22 @ Wichita; SB 1 (14x) Last: 9/2/22 @ Tulsa; H 3 (16x) Last: 6/28/22 @ Amarillo; R 3 (4x) Last: 5/28/22 @ Midland; HR 2 (9x) Last: 6/28/22 @ Amarillo; RBI 6 6/28/22 @ Amarillo; BB 3 5/4/22 @ Springfield; SB 1 (21x) Last: 7/15/22 @ Corpus Christi; H 3 (15x) Last: 9/8/22 @ Wichita; R 4 8/17/22 vs. San Antonio; HR 2 (5x) Last: 8/11/22 @ Arkansas; RBI 6 (2x) Last: 8/5/22 vs. Tulsa; BB 3 (2x) Last: 7/2/18 vs. Bristol; SB 2 (2x) Last: 5/26/22 @ Pensacola; H 4 7/29/21 vs. South Bend; R 3 (2x) Last: 8/28/21 vs. Wisconsin; HR 2 8/19/21 @ South Bend; RBI 4 (2x) Last: 9/9/22 @ Wichita; BB 2 (5x) Last: 9/8/21 vs. Peoria; SB 1 (2x) Last: 8/20/16 @ AZL Cubs

2 TYLER CROPLEY
CATCHER • R/R • 5'11" • 185 • 12/10/1995 (26)
Signed 10/8/2020 as a Minor League Free Agent
Born: Sioux City, Iowa • Resides: Cedar Rapids, Iowa

2022: Began the season with NWA, went 1-for-8 across four games, placed on IL 4/19, activated 6/14 ... rehabbed 5 games with ACL Royals and Columbia (A) from 6/6 to 6/12, went 4-for-16 with a double and walk ... first HR of the season on 7/4 vs. Tulsa ... has thrown 3.0 scoreless innings on mound (4/9, 8/17, 8/24).
2021: Spent the entire season with Northwest Arkansas (AA) ... across 26 games (19 starts), slashed .194/.325/.313 (13-for-67) with two home runs and six runs batted in ... 6 of his 13 hits came in the month of July, where he hit .261 (6-for-23) in 10 games, with a double and three walks ... caught 5 of 12 would-be base stealers (42.0% CS).
2018-20: Nationals 8th-round pick in 2018, hit .310 (13-for-42) over 14 games between the GCL Nationals and Auburn (A) ... limited to 41 games in 2019 with the Hagerstown Suns (A) and spent time on the injured list, hit .187 /.294/.276 (23-for-123) ... released by Washington on May 29, 2022.

Table with 2 columns: Stat, Value. H 4 (2x) Last: 8/1/21 vs. South Bend; R 4 (2x) Last: 6/28/22 @ Amarillo; HR 2 (3x) Last: 7/17/22 @ Rochester; RBI 5 (3x) Last: 6/28/22 @ Amarillo; BB 3 (2x) Last: 5/17/22 @ Arkansas; SB 3 8/22/21 @ South Bend; H 3 6/12/22 vs. Augusta; R 2 (6x) Last: 6/14/22 vs. Arkansas; HR 1 (5x) Last: 7/5/22 vs. Tulsa; RBI 3 (2x) Last: 8/23/21 @ Springfield; BB 2 (7x) Last: 8/4/22 vs. Tulsa; SB 1 (3x) Last: 6/12/22 vs. Augusta; H 3 (4x) Last: 6/30/22 vs. Peoria; R 2 (11x) Last: 6/29/22 vs. Peoria; HR 1 (9x) Last: 7/1/22 vs. Peoria; RBI 4 5/22/22 @ Dayton; BB 3 8/1/19 @ Grand Junction; SB 1 (7x) Last: 6/22/22 @ Wisconsin; H 4 (3x) Last: 6/15/19 @ Columbia; R 3 (4x) Last: 6/17/21 vs. Wisconsin; HR 1 (9x) Last: 5/28/22 @ Arkansas; RBI 4 (2x) Last: 8/4/19 @ Kannapolis; BB 3 7/17/16 @ AZL Mariners; SB 2 (5x) Last: 5/5/21 @ South Bend; H 4 (4x) Last: 7/24/22 @ South Bend; R 4 7/24/22 @ South Bend; HR 1 (11x) Last: 9/2/22 @ Tulsa; RBI 3 (3x) Last: 6/21/22 @ Wisconsin; BB 3 (2x) Last: 5/18/21 @ Kannapolis; SB 3 (3x) Last: 5/31/22 vs. Beloit; H 4 8/12/19 @ Greenville; R 4 7/9/21 @ Wisconsin; HR 1 (30x) Last: 8/17/22 vs. San Antonio; RBI 4 (3x) Last: 6/14/22 vs. Arkansas; BB 3 (3x) Last: 7/9/21 @ Wisconsin; SB 2 8/21/22 vs. San Antonio; H 4 6/21/22 @ Wisconsin; R 4 4/24/22 @ Wisconsin; HR 2 8/4/22 vs. Wisconsin; RBI 4 (2x) Last: 8/4/22 vs. Wisconsin; BB 3 8/3/22 vs. Wisconsin; SB 1 (3x) Last: 8/7/22 vs. Wisconsin; H 4 5/3/19 vs. Lakeland; R 3 (6x) Last: 7/3/22 @ Amarillo; HR 2 7/3/22 @ Amarillo; RBI 5 7/17/22 @ Corpus Christi; BB 4 8/25/22 vs. Springfield; SB 2 6/3/19 @ Daytona; H 4 (5x) Last: 8/18/17 vs. Asheville; R 4 6/26/16 @ Grand Junction; HR 2 7/19/19 @ Amarillo; RBI 5 7/17/22 @ Rochester; BB 3 (4x) Last: 8/2/17 vs. West Virginia; SB 2 7/13/16 vs. Helena; H 4 7/6/22 vs. Tulsa; R 4 (2x) Last: 7/17/22 @ Corpus Christi; HR 2 (2x) Last: 6/29/22 @ Amarillo; RBI 6 6/2/21 vs. Beloit; BB 3 (5x) Last: 9/9/22 @ Wichita; SB 1 (14x) Last: 9/2/22 @ Tulsa; H 3 (16x) Last: 6/28/22 @ Amarillo; R 3 (4x) Last: 5/28/22 @ Midland; HR 2 (9x) Last: 6/28/22 @ Amarillo; RBI 6 6/28/22 @ Amarillo; BB 3 5/4/22 @ Springfield; SB 1 (21x) Last: 7/15/22 @ Corpus Christi; H 3 (15x) Last: 9/8/22 @ Wichita; R 4 8/17/22 vs. San Antonio; HR 2 (5x) Last: 8/11/22 @ Arkansas; RBI 6 (2x) Last: 8/5/22 vs. Tulsa; BB 3 (2x) Last: 7/2/18 vs. Bristol; SB 2 (2x) Last: 5/26/22 @ Pensacola; H 4 7/29/21 vs. South Bend; R 3 (2x) Last: 8/28/21 vs. Wisconsin; HR 2 8/19/21 @ South Bend; RBI 4 (2x) Last: 9/9/22 @ Wichita; BB 2 (5x) Last: 9/8/21 vs. Peoria; SB 1 (2x) Last: 8/20/16 @ AZL Cubs

4 MORGAN MCCULLOUGH
INFIELDER • L/R • 5'9" • 185 • 12/19/1997 (24)
Signed 1/26/2022 as a Minor League Free Agent
Born/Resides: Seattle, Washington

2022: Began the season with Quad Cities (A+) and has totaled 64 games with the River Bandits, slashed .241/.370/.398 (46-for-191) with five HR and 23 RBI, playing 2B, 3B and SS ... assigned to NW Arkansas on 7/12, had hits in first two games with the Naturals ... back to Quad Cities 7/19, NWA again on 8/1.
2021: Played for the Kansas City Monarchs in the MLB Partner League American Association and was named the PURE Performance Rookie of the Year in the league ... slashed .333/.406/.557 (94-for-282) across 80 games for the league champions ... led the team in batting average, ranked fifth in the league.
2019-20: Drafted by Los Angeles (AL) in the 22nd Round of the 2019 draft out Alabama and split the season between Orem (R) and Burlington (A), slashing a combined .248/.352/.359 (49-for-198) with four home runs and 22 runs batted in ... released by the Angels on May 29, 2020.

Table with 2 columns: Stat, Value. H 4 (2x) Last: 8/1/21 vs. South Bend; R 4 (2x) Last: 6/28/22 @ Amarillo; HR 2 (3x) Last: 7/17/22 @ Rochester; RBI 5 (3x) Last: 6/28/22 @ Amarillo; BB 3 (2x) Last: 5/17/22 @ Arkansas; SB 3 8/22/21 @ South Bend; H 3 6/12/22 vs. Augusta; R 2 (6x) Last: 6/14/22 vs. Arkansas; HR 1 (5x) Last: 7/5/22 vs. Tulsa; RBI 3 (2x) Last: 8/23/21 @ Springfield; BB 2 (7x) Last: 8/4/22 vs. Tulsa; SB 1 (3x) Last: 6/12/22 vs. Augusta; H 3 (4x) Last: 6/30/22 vs. Peoria; R 2 (11x) Last: 6/29/22 vs. Peoria; HR 1 (9x) Last: 7/1/22 vs. Peoria; RBI 4 5/22/22 @ Dayton; BB 3 8/1/19 @ Grand Junction; SB 1 (7x) Last: 6/22/22 @ Wisconsin; H 4 (3x) Last: 6/15/19 @ Columbia; R 3 (4x) Last: 6/17/21 vs. Wisconsin; HR 1 (9x) Last: 5/28/22 @ Arkansas; RBI 4 (2x) Last: 8/4/19 @ Kannapolis; BB 3 7/17/16 @ AZL Mariners; SB 2 (5x) Last: 5/5/21 @ South Bend; H 4 (4x) Last: 7/24/22 @ South Bend; R 4 7/24/22 @ South Bend; HR 1 (11x) Last: 9/2/22 @ Tulsa; RBI 3 (3x) Last: 6/21/22 @ Wisconsin; BB 3 (2x) Last: 5/18/21 @ Kannapolis; SB 3 (3x) Last: 5/31/22 vs. Beloit; H 4 8/12/19 @ Greenville; R 4 7/9/21 @ Wisconsin; HR 1 (30x) Last: 8/17/22 vs. San Antonio; RBI 4 (3x) Last: 6/14/22 vs. Arkansas; BB 3 (3x) Last: 7/9/21 @ Wisconsin; SB 2 8/21/22 vs. San Antonio; H 4 6/21/22 @ Wisconsin; R 4 4/24/22 @ Wisconsin; HR 2 8/4/22 vs. Wisconsin; RBI 4 (2x) Last: 8/4/22 vs. Wisconsin; BB 3 8/3/22 vs. Wisconsin; SB 1 (3x) Last: 8/7/22 vs. Wisconsin; H 4 5/3/19 vs. Lakeland; R 3 (6x) Last: 7/3/22 @ Amarillo; HR 2 7/3/22 @ Amarillo; RBI 5 7/17/22 @ Corpus Christi; BB 4 8/25/22 vs. Springfield; SB 2 6/3/19 @ Daytona; H 4 (5x) Last: 8/18/17 vs. Asheville; R 4 6/26/16 @ Grand Junction; HR 2 7/19/19 @ Amarillo; RBI 5 7/17/22 @ Rochester; BB 3 (4x) Last: 8/2/17 vs. West Virginia; SB 2 7/13/16 vs. Helena; H 4 7/6/22 vs. Tulsa; R 4 (2x) Last: 7/17/22 @ Corpus Christi; HR 2 (2x) Last: 6/29/22 @ Amarillo; RBI 6 6/2/21 vs. Beloit; BB 3 (5x) Last: 9/9/22 @ Wichita; SB 1 (14x) Last: 9/2/22 @ Tulsa; H 3 (16x) Last: 6/28/22 @ Amarillo; R 3 (4x) Last: 5/28/22 @ Midland; HR 2 (9x) Last: 6/28/22 @ Amarillo; RBI 6 6/28/22 @ Amarillo; BB 3 5/4/22 @ Springfield; SB 1 (21x) Last: 7/15/22 @ Corpus Christi; H 3 (15x) Last: 9/8/22 @ Wichita; R 4 8/17/22 vs. San Antonio; HR 2 (5x) Last: 8/11/22 @ Arkansas; RBI 6 (2x) Last: 8/5/22 vs. Tulsa; BB 3 (2x) Last: 7/2/18 vs. Bristol; SB 2 (2x) Last: 5/26/22 @ Pensacola; H 4 7/29/21 vs. South Bend; R 3 (2x) Last: 8/28/21 vs. Wisconsin; HR 2 8/19/21 @ South Bend; RBI 4 (2x) Last: 9/9/22 @ Wichita; BB 2 (5x) Last: 9/8/21 vs. Peoria; SB 1 (2x) Last: 8/20/16 @ AZL Cubs

7 JEISON GUZMAN
INFIELDER • S/R • 6'2" • 205 • 10/8/1998 (23)
Signed 8/10/2022 as a Minor League Free Agent
Born/Resides: Santo Domingo, Dominican Republic

2022: Assigned to NW Arkansas on 8/23 ... signed with Arizona 11/24/2021, began season on Amarillo injured list and played 8 games for Sod Poodles between 5/19 and 5/28, placed on Injured List 5/29 and released 6/5 ... singled by Royals 8/10, played 3 games in Arizona Complex League from 8/15 to 8/20.
2021: Began the season in Quad Cities (A+), assigned to Naturals from High-A Quad Cities on 8/12 ... in 32 games with NWA, hit .216 (.27-for-125) with 10 XBH and 15 RBI, went 5-for-13 in AA-Central Championship Series ... helped the D.R. earn a bronze medal at Tokyo Olympics as starting SS, went 3-for-19 with HR across 6 games.
2020: Spent a majority of the regular season in the Royals' alternate training site, started switch-hitting again ... recalled to MLB club on Aug. 11, did not appear in a game, optioned on Aug. 14 ... non-tendered Dec. 2, re-signed Dec. 17 ... originally signed by Kansas City as an international free agent on July 3, 2015.

Table with 2 columns: Stat, Value. H 4 (2x) Last: 8/1/21 vs. South Bend; R 4 (2x) Last: 6/28/22 @ Amarillo; HR 2 (3x) Last: 7/17/22 @ Rochester; RBI 5 (3x) Last: 6/28/22 @ Amarillo; BB 3 (2x) Last: 5/17/22 @ Arkansas; SB 3 8/22/21 @ South Bend; H 3 6/12/22 vs. Augusta; R 2 (6x) Last: 6/14/22 vs. Arkansas; HR 1 (5x) Last: 7/5/22 vs. Tulsa; RBI 3 (2x) Last: 8/23/21 @ Springfield; BB 2 (7x) Last: 8/4/22 vs. Tulsa; SB 1 (3x) Last: 6/12/22 vs. Augusta; H 3 (4x) Last: 6/30/22 vs. Peoria; R 2 (11x) Last: 6/29/22 vs. Peoria; HR 1 (9x) Last: 7/1/22 vs. Peoria; RBI 4 5/22/22 @ Dayton; BB 3 8/1/19 @ Grand Junction; SB 1 (7x) Last: 6/22/22 @ Wisconsin; H 4 (3x) Last: 6/15/19 @ Columbia; R 3 (4x) Last: 6/17/21 vs. Wisconsin; HR 1 (9x) Last: 5/28/22 @ Arkansas; RBI 4 (2x) Last: 8/4/19 @ Kannapolis; BB 3 7/17/16 @ AZL Mariners; SB 2 (5x) Last: 5/5/21 @ South Bend; H 4 (4x) Last: 7/24/22 @ South Bend; R 4 7/24/22 @ South Bend; HR 1 (11x) Last: 9/2/22 @ Tulsa; RBI 3 (3x) Last: 6/21/22 @ Wisconsin; BB 3 (2x) Last: 5/18/21 @ Kannapolis; SB 3 (3x) Last: 5/31/22 vs. Beloit; H 4 8/12/19 @ Greenville; R 4 7/9/21 @ Wisconsin; HR 1 (30x) Last: 8/17/22 vs. San Antonio; RBI 4 (3x) Last: 6/14/22 vs. Arkansas; BB 3 (3x) Last: 7/9/21 @ Wisconsin; SB 2 8/21/22 vs. San Antonio; H 4 6/21/22 @ Wisconsin; R 4 4/24/22 @ Wisconsin; HR 2 8/4/22 vs. Wisconsin; RBI 4 (2x) Last: 8/4/22 vs. Wisconsin; BB 3 8/3/22 vs. Wisconsin; SB 1 (3x) Last: 8/7/22 vs. Wisconsin; H 4 5/3/19 vs. Lakeland; R 3 (6x) Last: 7/3/22 @ Amarillo; HR 2 7/3/22 @ Amarillo; RBI 5 7/17/22 @ Corpus Christi; BB 4 8/25/22 vs. Springfield; SB 2 6/3/19 @ Daytona; H 4 (5x) Last: 8/18/17 vs. Asheville; R 4 6/26/16 @ Grand Junction; HR 2 7/19/19 @ Amarillo; RBI 5 7/17/22 @ Rochester; BB 3 (4x) Last: 8/2/17 vs. West Virginia; SB 2 7/13/16 vs. Helena; H 4 7/6/22 vs. Tulsa; R 4 (2x) Last: 7/17/22 @ Corpus Christi; HR 2 (2x) Last: 6/29/22 @ Amarillo; RBI 6 6/2/21 vs. Beloit; BB 3 (5x) Last: 9/9/22 @ Wichita; SB 1 (14x) Last: 9/2/22 @ Tulsa; H 3 (16x) Last: 6/28/22 @ Amarillo; R 3 (4x) Last: 5/28/22 @ Midland; HR 2 (9x) Last: 6/28/22 @ Amarillo; RBI 6 6/28/22 @ Amarillo; BB 3 5/4/22 @ Springfield; SB 1 (21x) Last: 7/15/22 @ Corpus Christi; H 3 (15x) Last: 9/8/22 @ Wichita; R 4 8/17/22 vs. San Antonio; HR 2 (5x) Last: 8/11/22 @ Arkansas; RBI 6 (2x) Last: 8/5/22 vs. Tulsa; BB 3 (2x) Last: 7/2/18 vs. Bristol; SB 2 (2x) Last: 5/26/22 @ Pensacola; H 4 7/29/21 vs. South Bend; R 3 (2x) Last: 8/28/21 vs. Wisconsin; HR 2 8/19/21 @ South Bend; RBI 4 (2x) Last: 9/9/22 @ Wichita; BB 2 (5x) Last: 9/8/21 vs. Peoria; SB 1 (2x) Last: 8/20/16 @ AZL Cubs

8 DIEGO HERNANDEZ
OUTFIELDER • L/L • 6'0" • 15 • 11/21/2000 (21)
Signed 7/8/2017 as an International Free Agent
Born/Resides: Santo Domingo Este, Dominican Republic

Ranked by MLB Pipeline as the No. 24 Royals prospect ... Ranked by Baseball America as the No. 30 Royals prospect
2022: Assigned to NWA on 8/9 after beginning the season with Quad Cities (A+) ... in 83 game with the River Bandits, hit .279 (.92-for-330) with 7 homers ... at the time of his promotion, ranked 6th in the Midwest League in steals (27, tied sixth in hits) (92) ... reached base in league-best 29 straight games between 5/11 and 6/22, hitting .363 in that span ... hit walk-off fielder's choice RBI on 8/19 vs. SA ... first Double-A HR was walk-off 2-run HR on 8/26 vs. SPR.
2021: Played in 74 games for Columbia (A) as the team's primary leadoff hitter and center fielder, finished fifth in the Low-A East with 34 stolen bases, playing ... his 35 total stolen bases tied Maikel Garcia for the fourth-most among all Royals minor leaguers.

Table with 2 columns: Stat, Value. H 4 (2x) Last: 8/1/21 vs. South Bend; R 4 (2x) Last: 6/28/22 @ Amarillo; HR 2 (3x) Last: 7/17/22 @ Rochester; RBI 5 (3x) Last: 6/28/22 @ Amarillo; BB 3 (2x) Last: 5/17/22 @ Arkansas; SB 3 8/22/21 @ South Bend; H 3 6/12/22 vs. Augusta; R 2 (6x) Last: 6/14/22 vs. Arkansas; HR 1 (5x) Last: 7/5/22 vs. Tulsa; RBI 3 (2x) Last: 8/23/21 @ Springfield; BB 2 (7x) Last: 8/4/22 vs. Tulsa; SB 1 (3x) Last: 6/12/22 vs. Augusta; H 3 (4x) Last: 6/30/22 vs. Peoria; R 2 (11x) Last: 6/29/22 vs. Peoria; HR 1 (9x) Last: 7/1/22 vs. Peoria; RBI 4 5/22/22 @ Dayton; BB 3 8/1/19 @ Grand Junction; SB 1 (7x) Last: 6/22/22 @ Wisconsin; H 4 (3x) Last: 6/15/19 @ Columbia; R 3 (4x) Last: 6/17/21 vs. Wisconsin; HR 1 (9x) Last: 5/28/22 @ Arkansas; RBI 4 (2x) Last: 8/4/19 @ Kannapolis; BB 3 7/17/16 @ AZL Mariners; SB 2 (5x) Last: 5/5/21 @ South Bend; H 4 (4x) Last: 7/24/22 @ South Bend; R 4 7/24/22 @ South Bend; HR 1 (11x) Last: 9/2/22 @ Tulsa; RBI 3 (3x) Last: 6/21/22 @ Wisconsin; BB 3 (2x) Last: 5/18/21 @ Kannapolis; SB 3 (3x) Last: 5/31/22 vs. Beloit; H 4 8/12/19 @ Greenville; R 4 7/9/21 @ Wisconsin; HR 1 (30x) Last: 8/17/22 vs. San Antonio; RBI 4 (3x) Last: 6/14/22 vs. Arkansas; BB 3 (3x) Last: 7/9/21 @ Wisconsin; SB 2 8/21/22 vs. San Antonio; H 4 6/21/22 @ Wisconsin; R 4 4/24/22 @ Wisconsin; HR 2 8/4/22 vs. Wisconsin; RBI 4 (2x) Last: 8/4/22 vs. Wisconsin; BB 3 8/3/22 vs. Wisconsin; SB 1 (3x) Last: 8/7/22 vs. Wisconsin; H 4 5/3/19 vs. Lakeland; R 3 (6x) Last: 7/3/22 @ Amarillo; HR 2 7/3/22 @ Amarillo; RBI 5 7/17/22 @ Corpus Christi; BB 4 8/25/22 vs. Springfield; SB 2 6/3/19 @ Daytona; H 4 (5x) Last: 8/18/17 vs. Asheville; R 4 6/26/16 @ Grand Junction; HR 2 7/19/19 @ Amarillo; RBI 5 7/17/22 @ Rochester; BB 3 (4x) Last: 8/2/17 vs. West Virginia; SB 2 7/13/16 vs. Helena; H 4 7/6/22 vs. Tulsa; R 4 (2x) Last: 7/17/22 @ Corpus Christi; HR 2 (2x) Last: 6/29/22 @ Amarillo; RBI 6 6/2/21 vs. Beloit; BB 3 (5x) Last: 9/9/22 @ Wichita; SB 1 (14x) Last: 9/2/22 @ Tulsa; H 3 (16x) Last: 6/28/22 @ Amarillo; R 3 (4x) Last: 5/28/22 @ Midland; HR 2 (9x) Last: 6/28/22 @ Amarillo; RBI 6 6/28/22 @ Amarillo; BB 3 5/4/22 @ Springfield; SB 1 (21x) Last: 7/15/22 @ Corpus Christi; H 3 (15x) Last: 9/8/22 @ Wichita; R 4 8/17/22 vs. San Antonio; HR 2 (5x) Last: 8/11/22 @ Arkansas; RBI 6 (2x) Last: 8/5/22 vs. Tulsa; BB 3 (2x) Last: 7/2/18 vs. Bristol; SB 2 (2x) Last: 5/26/22 @ Pensacola; H 4 7/29/21 vs. South Bend; R 3 (2x) Last: 8/28/21 vs. Wisconsin; HR 2 8/19/21 @ South Bend; RBI 4 (2x) Last: 9/9/22 @ Wichita; BB 2 (5x) Last: 9/8/21 vs. Peoria; SB 1 (2x) Last: 8/20/16 @ AZL Cubs

9 JAKE MEANS
INFIELDER • R/R • 6'2" • 215 • 4/14/1996 (26)
2019 MLB Draft - Round 22 (Indiana State)
Born/Resides: Gardner, Kansas

Ranked by MLB Pipeline as the No. 18 Royals prospect ... Ranked by Baseball America as the No. 18 Royals prospect
2022: Assigned to NWA on 8/9 after beginning the season with Quad Cities (A+) ... over 80 game with the River Bandits, hit .273 (82-for-300) with 14 HR and 54 RBI ... at the time of his promotion, ranked tied ninth in the Midwest League in runs batted in (54) ... hit first Double-A HR on 8/21 vs. SA.
2021: Spent time with the ACL Royals Blue (R) and Columbia (A), combined to slash .226/.293/.359 (12-for-53) in 16 games, with four doubles, one home run and eight runs batted in ... assigned to the Surprise Saguaros of the Arizona Fall League after the Minor League season concluded and played in seven games, going 3-for-24 (.125 average).
2019-2021: Played collegiately at North Carolina State University ... in 2018, one of three players to start all 56 games, led the Wolfpack with 15 home runs.

Table with 2 columns: Stat, Value. H 4 (2x) Last: 8/1/21 vs. South Bend; R 4 (2x) Last: 6/28/22 @ Amarillo; HR 2 (3x) Last: 7/17/22 @ Rochester; RBI 5 (3x) Last: 6/28/22 @ Amarillo; BB 3 (2x) Last: 5/17/22 @ Arkansas; SB 3 8/22/21 @ South Bend; H 3 6/12/22 vs. Augusta; R 2 (6x) Last: 6/14/22 vs. Arkansas; HR 1 (5x) Last: 7/5/22 vs. Tulsa; RBI 3 (2x) Last: 8/23/21 @ Springfield; BB 2 (7x) Last: 8/4/22 vs. Tulsa; SB 1 (3x) Last: 6/12/22 vs. Augusta; H 3 (4x) Last: 6/30/22 vs. Peoria; R 2 (11x) Last: 6/29/22 vs. Peoria; HR 1 (9x) Last: 7/1/22 vs. Peoria; RBI 4 5/22/22 @ Dayton; BB 3 8/1/19 @ Grand Junction; SB 1 (7x) Last: 6/22/22 @ Wisconsin; H 4 (3x) Last: 6/15/19 @ Columbia; R 3 (4x) Last: 6/17/21 vs. Wisconsin; HR 1 (9x) Last: 5/28/22 @ Arkansas; RBI 4 (2x) Last: 8/4/19 @ Kannapolis; BB 3 7/17/16 @ AZL Mariners; SB 2 (5x) Last: 5/5/21 @ South Bend; H 4 (4x) Last: 7/24/22 @ South Bend; R 4 7/24/22 @ South Bend; HR 1 (11x) Last: 9/2/22 @ Tulsa; RBI 3 (3x) Last: 6/21/22 @ Wisconsin; BB 3 (2x) Last: 5/18/21 @ Kannapolis; SB 3 (3x) Last: 5/31/22 vs. Beloit; H 4 8/12/19 @ Greenville; R 4 7/9/21 @ Wisconsin; HR 1 (30x) Last: 8/17/22 vs. San Antonio; RBI 4 (3x) Last: 6/14/22 vs. Arkansas; BB 3 (3x) Last: 7/9/21 @ Wisconsin; SB 2 8/21/22 vs. San Antonio; H 4 6/21/22 @ Wisconsin; R 4 4/24/22 @ Wisconsin; HR 2 8/4/22 vs. Wisconsin; RBI 4 (2x) Last: 8/4/22 vs. Wisconsin; BB 3 8/3/22 vs. Wisconsin; SB 1 (3x) Last: 8/7/22 vs. Wisconsin; H 4 5/3/19 vs. Lakeland; R 3 (6x) Last: 7/3/22 @ Amarillo; HR 2 7/3/22 @ Amarillo; RBI 5 7/17/22 @ Corpus Christi; BB 4 8/25/22 vs. Springfield; SB 2 6/3/19 @ Daytona; H 4 (5x) Last: 8/18/17 vs. Asheville; R 4 6/26/16 @ Grand Junction; HR 2 7/19/19 @ Amarillo; RBI 5 7/17/22 @ Rochester; BB 3 (4x) Last: 8/2/17 vs. West Virginia; SB 2 7/13/16 vs. Helena; H 4 7/6/22 vs. Tulsa; R 4 (2x) Last: 7/17/22 @ Corpus Christi; HR 2 (2x) Last: 6/29/22 @ Amarillo; RBI 6 6/2/21 vs. Beloit; BB 3 (5x) Last: 9/9/22 @ Wichita; SB 1 (14x) Last: 9/2/22 @ Tulsa; H 3 (16x) Last: 6/28/22 @ Amarillo; R 3 (4x) Last: 5/28/22 @ Midland; HR 2 (9x) Last: 6/28/22 @ Amarillo; RBI 6 6/28/22 @ Amarillo; BB 3 5/4/22 @ Springfield; SB 1 (21x) Last: 7/15/22 @ Corpus Christi; H 3 (15x) Last: 9/8/22 @ Wichita; R 4 8/17/22 vs. San Antonio; HR 2 (5x) Last: 8/11/22 @ Arkansas; RBI 6 (2x) Last: 8/5/22 vs. Tulsa; BB 3 (2x) Last: 7/2/18 vs. Bristol; SB 2 (2x) Last: 5/26/22 @ Pensacola; H 4 7/29/21 vs. South Bend; R 3 (2x) Last: 8/28/21 vs. Wisconsin; HR 2 8/19/21 @ South Bend; RBI 4 (2x) Last: 9/9/22 @ Wichita; BB 2 (5x) Last: 9/8/21 vs. Peoria; SB 1 (2x) Last: 8/20/16 @ AZL Cubs

11 LUCA TRESH
CATCHER • R/R • 6'1" • 193 • 1/11/2000 (22)
2021 MLB Draft - Round 17 (NC State)
Born: Clearwater, Florida • Resides: Safety Harbor, Florida

Ranked by MLB Pipeline as the No. 18 Royals prospect ... Ranked by Baseball America as the No. 18 Royals prospect
2022: Assigned to NWA on 8/9 after beginning the season with Quad Cities (A+) ... over 80 game with the River Bandits, hit .273 (82-for-300) with 14 HR and 54 RBI ... at the time of his promotion, ranked tied ninth in the Midwest League in runs batted in (54) ... hit first Double-A HR on 8/21 vs. SA.
2021: Spent time with the ACL Royals Blue (R) and Columbia (A), combined to slash .226/.293/.359 (12-for-53) in 16 games, with four doubles, one home run and eight runs batted in ... assigned to the Surprise Saguaros of the Arizona Fall League after the Minor League season concluded and played in seven games, going 3-for-24 (.125 average).
2019-2021: Played collegiately at North Carolina State University ... in 2018, one of three players to start all 56 games, led the Wolfpack with 15 home runs.

Table with 2 columns: Stat, Value. H 4 (2x) Last: 8/1/21 vs. South Bend; R 4 (2x) Last: 6/28/22 @ Amarillo; HR 2 (3x) Last: 7/17/22 @ Rochester; RBI 5 (3x) Last: 6/28/22 @ Amarillo; BB 3 (2



	SO NICE, THEY DID IT					MULTI-HIT GAMES					MULTI-RUN GAMES					MULTI-RBI GAMES					MULTI-BB GAMES					MULTI-K GAMES					MULTI-SB GAMES				
	TWICE (OR MORE)					2	3	4	5+	T	2	3	4	5+	T	2	3	4	5+	T	2	3	4	5+	T	2	3	4	5+	T	2	3	4	5+	T
26 Alexander, CJ	12	2	-	-	14	4	-	1	-	5	5	4	2	1	12	1	-	-	-	1	7	2	1	-	10	-	-	-	-	-	-	-	-	-	-
Bates, Parker	-	-	-	-	-	-	-	-	-	-	-	-	-	-	-	-	-	-	-	-	-	-	-	-	-	-	-	-	-	-	-	-	-	-	-
Bewley, Brhet	5	1	-	-	6	2	-	-	-	2	2	-	-	-	2	2	-	-	-	2	5	3	-	-	8	-	-	-	-	-	-	-	-	-	-
12 Bradley, Tucker	26	7	-	-	33	15	2	-	-	17	8	1	2	-	11	5	2	-	-	7	17	1	-	-	18	3	1	-	-	4	-	-	-	-	-
17 Castellano, Angelo	1	-	-	-	1	1	-	-	-	1	-	-	-	-	-	2	-	-	-	2	3	-	1	-	4	-	-	-	-	-	-	-	-	-	-
2 Cropley, Tyler	2	-	-	-	2	2	-	-	-	2	2	-	-	-	2	2	-	-	-	2	2	-	-	-	2	-	-	-	-	-	-	-	-	-	-
Eaton, Nate	5	4	-	-	9	1	2	-	-	3	4	-	-	-	4	2	-	-	-	2	8	-	-	-	8	1	-	-	-	1	-	-	-	-	-
Garcia, Maikel	21	5	1	-	27	12	3	1	-	16	5	2	-	-	7	6	1	-	-	7	14	1	1	-	16	6	-	-	-	6	-	-	-	-	-
19 Gentry, Tyler	19	6	1	-	26	13	1	2	-	16	7	3	3	1	14	6	2	-	-	8	14	4	-	-	18	-	-	-	-	-	-	-	-	-	-
16 Glendinning, Robbie	25	4	-	-	29	8	5	-	-	13	12	6	1	2	21	9	1	1	-	11	30	16	-	-	46	-	-	-	-	-	-	-	-	-	-
Grotjohn, Ryan	1	-	-	-	1	-	-	-	-	1	3	-	-	-	3	3	-	-	-	3	6	4	-	-	10	-	-	-	-	-	-	-	-	-	-
7 Guzmán, Jeison	1	-	-	-	1	-	-	-	-	1	-	-	-	-	1	-	-	-	-	1	2	1	-	-	3	-	-	-	-	-	-	-	-	-	-
8 Hernández, Diego	3	5	-	-	8	4	-	-	-	4	2	-	-	-	2	-	-	-	-	2	5	-	-	-	5	2	-	-	-	1	-	-	-	-	-
Loftin, Nick	18	7	1	-	26	12	5	1	-	18	9	-	-	1	10	9	2	-	-	11	7	1	-	-	8	2	-	-	-	2	-	-	-	-	-
Massey, Michael	8	11	-	-	19	8	-	-	-	8	5	2	3	-	10	1	2	-	-	3	8	2	1	-	11	-	-	-	-	-	-	-	-	-	-
25 Matias, Seuly	12	5	-	-	17	5	2	-	-	7	9	5	-	1	15	5	1	-	-	6	29	11	2	-	42	-	-	-	-	-	-	-	-	-	-
4 McCullough, Morgan	3	-	-	-	3	1	-	-	-	1	2	-	-	-	2	-	-	-	-	-	7	2	-	-	9	-	-	-	-	-	-	-	-	-	-
9 Means, Jake	13	3	-	-	16	9	-	-	-	9	8	3	1	-	12	8	-	-	-	8	19	8	-	-	27	1	-	-	-	1	-	-	-	-	-
Porter, Logan	23	3	-	-	26	7	-	-	-	7	10	-	-	-	10	12	1	-	-	13	16	-	1	-	17	-	-	-	-	-	-	-	-	-	-
1 Rave, John	23	3	-	-	26	7	-	1	-	8	13	7	-	1	21	12	2	-	-	14	24	4	-	-	28	1	-	-	-	1	-	-	-	-	-
Rivero, Sebastian	7	1	-	-	8	2	1	-	-	3	5	2	-	-	7	4	-	-	-	4	6	2	-	-	8	-	-	-	-	-	-	-	-	-	-
44 Stupienski, Gavin	3	-	-	-	3	-	-	-	-	3	1	-	1	-	2	-	-	-	-	-	5	1	-	-	6	-	-	-	-	-	-	-	-	-	-
11 Tresh, Luca	3	-	-	-	3	2	-	-	-	2	2	-	-	-	2	1	-	-	-	1	5	1	-	-	6	-	-	-	-	-	-	-	-	-	-
TOTALS	234	67	3	0	290	115	21	6	0	137	112	35	13	7	155	91	14	1	0	105	240	64	7	0	301	17	1	0	0	17					

HITTING STREAKS

ON-BASE STREAKS

PLAYER	CURRENT	LONGEST	DATES/RESULTS							
			START	END	AVG	2B	3B	HR	RBI	OPS
26 Alexander, CJ	3	9	7/31	8/11	.378 (14-37)	1	1	6	15	1.361
17 Castellano, Angelo	2	2	8/21	8/25	.333 (2-6)	0	0	0	0	.889
2 Cropley, Tyler	-	4	4/17	6/19	.444 (4-9)	1	0	0	1	1.171
19 Gentry, Tyler	2	10	6/26	7/8	.474 (18-38)	3	0	4	13	1.400
16 Glendinning, Robbie	-	11	6/24	7/6	.468 (22-47)	5	0	7	14	1.549
7 Guzmán, Jeison	-	3	8/23	8/26	.400 (4-10)	1	0	0	1	1.000
8 Hernández, Diego	4	5	8/26	9/2	.368 (7-19)	1	0	2	5	1.146
25 Matias, Seuly	-	6	7/13	7/27	.300 (6-20)	2	1	0	1	.940
4 McCullough, Morgan	-	6	7/16	8/10	.318 (7-22)	2	0	0	1	.816
9 Means, Jake	-	9	8/17	8/26	.303 (10-33)	2	0	2	10	.984
1 Rave, John	2	7	8/16	8/23	.345 (10-29)	1	0	2	5	.980
44 Stupienski, Gavin	-	2	5/29	6/2	.333 (2-6)	1	0	0	2	.929
11 Tresh, Luca	3	3 (2x)	9/6	9/9	.333 (4-12)	1	0	1	1	1.052

PLAYER	CURRENT	LONGEST	DATES/RESULTS							
			START	END	AVG	2B	HR	BB	HBP	OBP
26 Alexander, CJ	13	13	8/24	9/8	.314 (16-51)	3	2	5	0	.362
17 Castellano, Angelo	12	12	8/21	9/9	.237 (9-38)	3	2	5	0	.362
2 Cropley, Tyler	4	4 (3x)	7/31	8/6	.267 (4-15)	3	0	2	0	.353
19 Gentry, Tyler	4	28	7/30	9/3	.356 (36-101)	5	5	20	7	.485
16 Glendinning, Robbie	-	24	8/2	9/2	.192 (15-78)	1	3	24	4	.402
7 Guzmán, Jeison	-	4	8/23	8/30	.333 (4-12)	1	0	3	0	.467
8 Hernández, Diego	4	7	8/24	9/2	.296 (8-27)	1	2	4	0	.375
25 Matias, Seuly	-	11	6/2	6/22	.182 (6-33)	0	3	8	3	.386
4 McCullough, Morgan	-	10	8/20	9/7	.290 (9-31)	2	2	6	0	.405
9 Means, Jake	-	11	8/14	8/26	.282 (11-39)	2	2	10	0	.429
1 Rave, John	3	15	8/16	9/2	.300 (15-50)	2	2	11	0	.413
44 Stupienski, Gavin	-	4	5/22	6/2	.286 (4-14)	2	0	1	1	.375
11 Tresh, Luca	16	16	8/13	9/9	.233 (14-60)	3	3	7	2	.333

BOLD indicates longest streak in 2022 among active players

Italics indicates longest personal streak is active

PITCHES/PLATE APPEARANCE & PLATE APPEARANCE DEPTH

PLAYER	AVG. P/PA	TOTAL PA	TOTAL P	LONGEST PA (#)	DATE	INN.	PITCHER	RESULT
26 Alexander, CJ	3.87	182	704	9 (2x)	August 27	▼ 1	Logan Gragg (SPR)	Groundout (4-3)
Bates, Parker	4.17	12	50	9 (2x)	June 4	▼ 3	Misael Tamarez (CC)	Walk
Bewley, Brhet	3.99	131	523	9	June 12	▲ 9	Guillermo Zuniga (TUL)	RBI Walk
12 Bradley, Tucker	3.83	461	1,767	10	August 4	▼ 2	Alec Gamboa (TUL)	Strikeout Swinging
17 Castellano, Angelo	4.04	82	331	10	August 31	▲ 8	Jordan Leasure (TUL)	Groundout (5-3)
2 Cropley, Tyler	3.53	95	335	9	August 6	▼ 4	Gavin Stone (TUL)	Lineout (L7)
Eaton, Nate	3.79	159	602	8 (2x)	May 22	▲ 6	Peyton Alford (ARK)	Strikeout Swinging
Garcia, Maikel	3.77	369	1,390	9 (4x)	July 8	▼ 9	Gus Varland (TUL)	Strikeout Looking
19 Gentry, Tyler	4.04	303	1,225	9 (3x)	August 27	▼ 4	Logan Gragg (SPR)	Strikeout Swinging
16 Glendinning, Robbie	4.31	488	2,102	11	May 18	▲ 5	Taylor Dollard (ARK)	Groundout (6-3)
Grotjohn, Ryan	4.26	84	358	9 (2x)	May 26	▲ 5	Jack Cushing (MID)	Walk
7 Guzmán, Jeison	4.14	28	116	7	August 23	▼ 6	Logan Gragg (SPR)	Walk
8 Hernández, Diego	3.60	104	374	10	September 9	▲ 1	Brent Headrick (WCH)	Strikeout Swinging
Loftin, Nick	3.57	425	1,516	9 (3x)	June 18	▼ 1	Connor Jones (ARK)	Walk
Massey, Michael	3.75	248	930	10 (3x)	May 12	▼ 6	Louie Varland (WCH)	Home Run (Solo)
25 Matias, Seuly	4.09	390	1,594	12	June 2	▼ 5	Chandler Casey (CC)	Walk
4 McCullough, Morgan	3.93	105	413	9	August 17	▼ 8	Edwinn Bencomo (SA)	Double
9 Means, Jake	3.91	401	1,566	10	June 9	▲ 5	John Rooney (TUL)	Strikeout Swinging
Porter, Logan	4.11	327	1,343	9 (4x)	July 2	▲ 6	Jeff Bain (AMA)	Walk
1 Rave, John	4.35	432	1,879	8	April 16	▼ 7	Steven Cruz (WCH)	Walk
Rivero, Sebastian	3.81	178	678	11 (2x)	July 9	▼ 6	Alec Gamboa (TUL)	Walk
44 Stupienski, Gavin	3.77	48	181	7 (2x)	June 5	▼ 9	Joanase Torres (CC)	Flyout (F7)
11 Tresh, Luca	3.68	82	302	8 (2x)	September 3	▲ 2	Lael Lockhart (TUL)	Strikeout Looking
TOTALS	3.95	5,134	20,279					

PINCH-HITTING LOG

#	DATE	INNING	PINCH HITTER	HITTING FOR	RESULT
1.	April 15 vs. Wichita	▼ 9	John Rave	Tyler Cropley	Groundout (3-1)
2.	April 16 vs. Wichita	▼ 8	Maikel Garcia	Ryan Grotjohn	Lineout (L7)
3.	April 17 vs. Wichita	▼ 6	Sebastian Rivero	Tyler Cropley	Single
4.	April 19 @ Frisco	▲ 9	Tyler Bradley	Jake Means	Strikeout Looking
5.	April 21 @ Frisco	▲ 9	Ryan Grotjohn	Logan Porter	Strikeout Swinging
6.	April 21 @ Frisco	▲ 9	Gavin Stupienski	Jake Means	Flyout (F9)
7.	April 22 @ Frisco	▲ 9	Ryan Grotjohn	Michael Massey	Strikeout Swinging
8.	April 26 vs. Amarillo	▼ 8	Tyler Bradley	Jake Means	Flyout (F8)
9.	April 27 vs. Amarillo	▼ 8	Gavin Stupienski	Logan Porter	Strikeout Swinging
10.	April 30 vs. Amarillo	▼ 9	Robbie Glendinning	Ryan Grotjohn	Strikeout Swinging
11.	May 18 @ Arkansas	▲ 9	Tucker Bradley	Jake Means	



HR #	PLAYER (SEASON #)	GM # - DATE	OPPONENT	DIRECTION	ON BASE	INNING	OUTS	COUNT	SCORE	FINAL
1	Jake Means (1)	3 - 4/10/2022	@ Springfield	RCF	1	2	2	1-1	2-3	L, 10-5
2	John Rave (1)	10 - 4/19/2022	@ Frisco	RF	1	3	1	2-2	2-0	L, 4-3
3	Robbie Glendinning (1)	11 - 4/20/2022	@ Frisco	LCF	0	2	2	3-1	1-0	W, 7-2
4	Nick Loftin (1)	11 - 4/20/2022	@ Frisco	LCF	1	3	1	0-0	3-1	W, 7-2
5	Seuly Matias (1)	11 - 4/20/2022	@ Frisco	LCF	1	5	1	1-1	5-2	W, 7-2
6	John Rave (2)	12 - 4/21/2022	@ Frisco	LCF	0	2	1	2-1	1-0	L, 12-2
7	Seuly Matias (2)	12 - 4/21/2022	@ Frisco	LCF	0	4	0	0-2	2-7	L, 12-2
8	Michael Massey (1)	13 - 4/22/2022	@ Frisco	LCF	1	1	1	1-1	2-0	W, 11-2
9	Nick Loftin (2)	13 - 4/22/2022	@ Frisco	LCF	3	2	2	0-0	6-0	W, 11-2
10	Tucker Bradley (1)	14 - 4/23/2022	@ Frisco	LCF	3	5	1	2-1	9-0	W, 12-4
11	Michael Massey (2)	14 - 4/23/2022	@ Frisco	CF	0	8	1	0-2	11-3	W, 12-4
12	Nate Eaton (1)	14 - 4/23/2022	@ Frisco	LCF	0	9	0	3-2	12-3	W, 12-4
13	Michael Massey (3)	15 - 4/24/2022	@ Frisco	RCF	0	4	0	1-0	1-2	W, 4-3
14	Robbie Glendinning (2)	16 - 4/26/2022	vs. Amarillo	LCF	2	11	2	1-1	5-6	L, 6-5
15	Seuly Matias (3)	17 - 4/27/2022	vs. Amarillo	LF	0	2	0	0-0	2-2	W, 12-6
16	Sebastian Rivero (1)	17 - 4/27/2022	vs. Amarillo	LF	0	4	0	0-1	3-3	W, 12-6
17	Sebastian Rivero (2)	17 - 4/27/2022	vs. Amarillo	LF	1	6	2	0-0	12-5	W, 12-6
18	Jake Means (2)	18 - 4/28/2022	vs. Amarillo	LF	0	3	0	0-1	1-0	L, 9-5
19	Nate Eaton (2)	19 - 4/29/2022	vs. Amarillo	LF	0	2	0	1-0	1-0	W, 8-7
20	Sebastian Rivero (3)	20 - 4/30/2022	vs. Amarillo	RCF	0	2	2	1-1	1-2	L, 7-5
21	Ryan Grotjohn (1)	20 - 4/30/2022	vs. Amarillo	RCF	1	2	2	3-2	3-2	L, 7-5
22	Michael Massey (4)	20 - 4/30/2022	vs. Amarillo	RCF	1	3	1	1-2	5-2	L, 7-5
23	Logan Porter (1)	21 - 5/1/2022	vs. Amarillo	LF	1	2	1	0-1	3-1	W, 9-5
24	Robbie Glendinning (3)	21 - 5/1/2022	vs. Amarillo	LF	1	3	2	0-0	5-2	W, 9-5
25	Michael Massey (5)	21 - 5/1/2022	vs. Amarillo	RF	2	7	0	1-2	8-2	W, 9-5
26	Robbie Glendinning (4)	23 - 5/4/2022	@ Springfield	LF	1	5	0	1-0	7-1	W, 13-3
27	Seuly Matias (4)	24 - 5/5/2022	@ Springfield	LCF	0	5	1	1-1	2-4	W, 9-6
28	Bhret Bewley (1)	24 - 5/5/2022	@ Springfield	LCF	0	6	0	1-0	3-5	W, 9-6
29	Tucker Bradley (2)	24 - 5/5/2022	@ Springfield	RF	0	6	0	2-2	4-5	W, 9-6
30	Nick Loftin (3)	24 - 5/5/2022	@ Springfield	LCF	1	7	1	1-1	9-5	W, 9-6
31	Nate Eaton (3)	27 - 5/8/2022	@ Springfield	LCF	0	2	0	1-0	1-0	W, 9-5
32	Logan Porter (2)	27 - 5/8/2022	@ Springfield	LF	0	5	0	2-0	2-0	W, 9-5
33	Seuly Matias (5)	28 - 5/10/2022	vs. Wichita	LCF	2	3	2	0-1	4-0	W, 7-4
34	Robbie Glendinning (5)	28 - 5/10/2022	vs. Wichita	LF	0	8	1	0-2	7-4	W, 7-4
35	Logan Porter (3)	29 - 5/11/2022	vs. Wichita	LCF	0	7	0	3-1	1-3	L, 4-3
36	Michael Massey (6)	30 - 5/12/2022	vs. Wichita	LF	0	6	0	3-2	4-4	L, 10-4
37	Tucker Bradley (3)	31 - 5/13/2022	vs. Wichita	RCF	3	5	0	0-0	4-0	W, 7-0
38	Nick Loftin (4)	31 - 5/13/2022	vs. Wichita	LF	1	7	2	3-1	7-0	W, 7-0
39	Logan Porter (4)	32 - 5/14/2022	vs. Wichita	RCF	0	2	2	2-2	1-4	L, 7-6
40	Michael Massey (7)	37 - 5/21/2022	@ Arkansas	RF	2	3	1	0-0	4-4	W, 11-4
41	John Rave (3)	38 - 5/22/2022	@ Arkansas	RF	2	3	2	1-1	5-0	W, 10-5
42	Tucker Bradley (4)	38 - 5/22/2022	@ Arkansas	RCF	2	5	2	1-1	10-1	W, 10-5
43	Robbie Glendinning (6)	39 - 5/24/2022	@ Midland	RF	1	2	0	1-0	2-0	W, 8-5
44	Michael Massey (8)	39 - 5/24/2022	@ Midland	RCF	3	7	2	1-2	7-3	W, 8-5
45	Seuly Matias (6)	40 - 5/25/2022	@ Midland	LF	0	2	1	2-2	2-0	W, 11-3
46	Nate Eaton (4)	40 - 5/25/2022	@ Midland	LF	0	5	1	2-0	6-1	W, 11-3
47	Nick Loftin (5)	42 - 5/27/2022	@ Midland	LCF	0	3	2	1-0	7-1	W, 14-6
48	Seuly Matias (7)	43 - 5/28/2022	@ Midland	LF	0	6	0	0-1	5-5	W, 9-7
49	Tucker Bradley (5)	43 - 5/28/2022	@ Midland	CF	0	8	2	0-1	6-7	W, 9-7
50	Jake Means (3)	44 - 5/29/2022	@ Midland	LCF	0	8	0	0-0	1-3	L, 3-1
51	Seuly Matias (8)	45 - 5/31/2022	vs. Corpus Christi	LF	0	7	0	3-2	7-8	L, 8-7
52	Jake Means (4)	48 - 6/3/2022	vs. Corpus Christi	LF	2	2	2	0-0	3-0	L, 5-4
53	Logan Porter (5)	48 - 6/3/2022	vs. Corpus Christi	LF	0	8	1	0-0	4-5	L, 5-4
54	Logan Porter (6)	49 - 6/4/2022	vs. Corpus Christi	CF	0	2	0	3-2	1-2	W, 6-5
55	Seuly Matias (9)	49 - 6/4/2022	vs. Corpus Christi	LF	1	10	2	1-1	6-5	W, 6-5
56	Tucker Bradley (6)	50 - 6/5/2022	vs. Corpus Christi	LF	1	4	0	3-2	2-8	L, 17-4
57	Ryan Grotjohn (2)	50 - 6/5/2022	vs. Corpus Christi	LF	1	8	1	1-0	4-15	L, 17-4
58	John Rave (4)	51 - 6/7/2022	@ Tulsa	RCF	0	9	2	1-1	2-5	L, 5-2
59	Nick Loftin (6)	52 - 6/9/2022	@ Tulsa	LF	0	4	1	2-1	1-3	W, 5-3
60	Logan Porter (7)	52 - 6/9/2022	@ Tulsa	LF	1	4	1	1-1	3-3	W, 5-3
61	Michael Massey (9)	54 - 6/10/2022	@ Tulsa	RCF	1	3	1	0-1	3-1	W, 13-4
62	Seuly Matias (10)	54 - 6/10/2022	@ Tulsa	LCF	0	6	0	1-2	5-4	W, 13-4
63	Maikel Garcia (1)	54 - 6/10/2022	@ Tulsa	LF	2	7	2	3-1	13-4	W, 13-4
64	John Rave (5)	55 - 6/11/2022	@ Tulsa	RF	2	5	1	1-2	4-7	L, 9-4
65	Jake Means (5)	57 - 6/14/2022	vs. Arkansas	LF	1	3	0	1-1	2-1	W, 7-5
66	Tyler Gentry (1)	59 - 6/16/2022	vs. Arkansas	RCF	0	2	1	3-2	1-6	L, 13-8
67	Maikel Garcia (2)	60 - 6/17/2022	vs. Arkansas	LCF	0	1	0	2-0	1-0	L, 13-2
68	Tyler Gentry (2)	61 - 6/18/2022	vs. Arkansas	LCF	2	2	2	0-2	7-0	W, 9-0
69	Tyler Gentry (3)	64 - 6/22/2022	vs. Springfield	RF	1	3	1	2-0	3-1	L, 9-6
70	Seuly Matias (11)	64 - 6/22/2022	vs. Springfield	RCF	0	4	0	2-1	4-1	L, 9-6
71	Bhret Bewley (2)	65 - 6/23/2022	vs. Springfield	LF	1	3	0	0-0	2-4	L, 11-2
72	John Rave (6)	67 - 6/25/2022	vs. Springfield	RF	1	2	0	3-1	2-4	L, 13-10
73	Robbie Glendinning (7)	67 - 6/25/2022	vs. Springfield	LCF	0	4	0	0-1	4-5	L, 13-10
74	Sebastian Rivero (4)	67 - 6/25/2022	vs. Springfield	LF	1	8	0	3-2	10-13	L, 13-10
75	Robbie Glendinning (8)	68 - 6/26/2022	vs. Springfield	LF	0	6	2	1-1	2-7	L, 8-2

HR #	PLAYER (SEASON #)	GM # - DATE	OPPONENT	DIRECTION	ON BASE	INNING	OUTS	COUNT	SCORE	FINAL
76	John Rave (7)	69 - 6/28/2022	@ Amarillo	LCF	3	1	1	0-1	4-0	W, 20-6
77	Seuly Matias (12)	69 - 6/28/2022	@ Amarillo	CF	0	6	2	1-1	11-1	W, 20-6
78	Tyler Gentry (4)	69 - 6/28/2022	@ Amarillo	LCF	0	8	1	3-2	12-4	W, 20-6
79	Nick Loftin (7)	69 - 6/28/2022	@ Amarillo	LCF	1	9	1	0-0	17-4	W, 20-6
80	Seuly Matias (13)	69 - 6/28/2022	@ Amarillo	LF	1	9	2	0-0	20-4	W, 20-6
81	Nick Loftin (8)	70 - 6/29/2022	@ Amarillo	LCF	0	1	1	0-0	1-0	L, 10-4
82	Tyler Gentry (5)	70 - 6/29/2022	@ Amarillo	RF	0	1	1	2-1	2-0	L, 10-4
83	Tyler Gentry (6)	70 - 6/29/2022	@ Amarillo	LCF	1	8	0	2-2	4-10	L, 10-4
84	Nick Loftin (9)	71 - 6/30/2022	@ Amarillo	LF	0	3	0	0-0	2-0	L, 5-4
85	Robbie Glendinning (9)	71 - 6/30/2022	@ Amarillo	LCF	0	3	1	0-2	3-0	L, 5-4
86	Jake Means (6)	71 - 6/30/2022	@ Amarillo	LCF	0	7	0	1-2	4-0	L, 5-4
87	Tyler Gentry (7)	72 - 7/1/2022	@ Amarillo	LCF	2	1	0	0-0	3-0	L, 11-10
88	Nick Loftin (10)	72 - 7/1/2022	@ Amarillo	LCF	0	5	0	0-0	5-2	L, 11-10
89	Robbie Glendinning (10)	72 - 7/1/2022	@ Amarillo	RCF	2	9	2	0-0	10-11	L, 11-10
90	Robbie Glendinning (11)	73 - 7/2/2022	@ Amarillo	LCF	1	3	0	1-0	3-6	L, 13-12
91	Maikel Garcia (3)	73 - 7/2/2022	@ Amarillo	LCF	0	5	2	3-1	7-8	L, 13-12
92	Robbie Glendinning (12)	74 - 7/3/2022	@ Amarillo	LCF	1	1	1	3-2	3-0	W, 10-4
93	John Rave (8)	74 - 7/3/2022	@ Amarillo	LF	1	7	0	2-2	9-4	W, 10-4
94	Robbie Glendinning (13)	74 - 7/3/2022	@ Amarillo	LCF	0	9	1	2-2	10-4	W, 10-4
95	Tyler Cropley (1)	75 - 7/4/2022	vs. Tulsa	LF	0	6	2	2-2	5-5	W, 7-6
96	John Rave (9)	76 - 7/6/2022	vs. Tulsa	RF	1	3	1	0-0	6-3	W, 12-4
97	Robbie Glendinning (14)	79 - 7/9/2022	vs. Tulsa	RF	0	7	0	2-2	4-3	W, 4-3
98	Logan Porter (8)	82 - 7/13/2022	@ Corpus Christi	LF	0	4	1	2-0	3-2	L, 10-3
99	Tyler Gentry (8)	83 - 7/14/2022	@ Corpus Christi	LF	0	8	2	1-1	2-12	L, 16-3
100	Nick Loftin (11)	84 - 7/15/2022	@ Corpus Christi	LF	0	3	0	3-1	3-5	W, 9-5
101	Logan Porter (9)	84 - 7/15/2022	@ Corpus Christi	LF	0	5	2	2-1	4-5	W, 9-5
102	CJ Alexander (1)	85 - 7/16/2022	@ Corpus Christi	LCF	0	2	0	0-0	3-2	L, 12-7
103	Jake Means (7)	85 - 7/16/2022	@ Corpus Christi	LF	0	2	0	0-0	4-2	L, 12-7
104	Tyler Gentry (9)	86 - 7/17/2022	@ Corpus Christi	LF	1	1	1	1-0	2-0	W, 16-7
105	Robbie Glendinning (15)	86 - 7/17/2022	@ Corpus Christi	LCF	3	8	1	0-2	12-2	W, 16-7
106	Maikel Garcia (4)	87 - 7/23/2022	vs. Springfield	LCF	0	9	2	1-0	4-7	L, 7-4
107	Robbie Glendinning (16)	88 - 7/24/2022	vs. Springfield	CF	0	4	2	3-2	1-7	L, 11-4
108	John Rave (10)	91 - 7/27/2022	@ Wichita	CF	0	4	0	3-2	3-0	W, 5-0
109	Logan Porter (10)	93 - 7/29/2022	@ Wichita	LCF	0	2	0	0-0	1-0	W, 3-2
110	Tucker Bradley (7)	95 - 7/31/2022	@ Wichita	RF	0	8	0	3-2	1-1	L, 5-3
111	Jake Means (8)	96 - 8/2/2022	vs. Tulsa	LCF	1	3	1	0-0	2-1	W, 9-5
112	John Rave (11)	96 - 8/2/2022	vs. Tulsa	LCF	2	7	1	1-0	8-5	W, 9-5
113	Tyler Gentry (10)	97 - 8/3/2022	vs. Tulsa	RCF	2	3	0	2-2	3-0	W, 6-4
114	CJ Alexander (2)	97 - 8/3/2022	vs. Tulsa	RF	1	3	1	1-2	6-0	W, 6-4
115	Nick Loftin (12)	98 - 8/4/2022	vs. Tulsa	CF	1	1	0	3-2	2-2	L, 23-7
116	Seuly Matias (14)	98 - 8/4/2022	vs. Tulsa	LCF	2	3	1	1-2	5-5	L, 23-7
117	CJ Alexander (3)	98 - 8/4/2022	vs. Tulsa	RF	0	8	0	1-0	7-23	L, 23-7
118	CJ Alexander (4)	99 - 8/5/2022	vs. Tulsa	RCF	2	2	2	3-1	7-0	L, 13-9
119	CJ Alexander (5)	100 - 8/6/2022	vs. Tulsa	RF	0	8	1	0-1	2-9	L, 9-2
120	Robbie Glendinning									



HOME RUN BREAKDOWN

PLAYER	2022 TOTAL	HOME ROAD		RHP LHP		OUTS			RUNNERS ON				TIED GO		DIRECTION					LAST					
		0	1	2	0	1	2	3	GAME	AHEAD	LF	LCF	CF	RCF	RF	DATE	OPPONENT	PITCHER	KIND	INN	PA SINCE				
Robbie Glendinning	19	9	10	14	5	5	6	8	9	5	4	1	-	6	5	9	1	1	3	8/31	@Tulsa	N. Frasso	3-Run	▲ 3	32
Tyler Gentry	16	5	11	12	4	7	6	3	7	5	4	-	-	8	3	6	1	3	3	9/9	@Wichita	B. Headrick	Solo	▲ 1	4
Seuly Matias	15	6	9	11	4	6	4	5	9	4	2	-	3	2	8	5	1	1	-	8/11	@Arkansas	T. Dollard	Solo	▲ 4	53
John Rave	13	5	8	10	3	3	7	3	4	4	4	1	-	4	1	3	1	2	6	8/19	vs. San Antonio	O. Hernandez	Solo	▼ 8	64
Tucker Bradley	12	4	8	11	1	5	4	3	7	2	1	2	2	2	1	1	1	2	7	9/2	@Tulsa	J. Rooney	Solo	▲ 4	
Nick Loftin	12	2	10	6	6	4	5	3	6	5	-	1	1	2	4	7	1	-	-	8/4	vs. Tulsa	A. Gamboa	2-Run	▼ 1	
Jake Means	11	7	4	8	3	6	2	3	6	4	1	-	-	4	5	5	-	1	-	8/28	vs. Springfield	G. Dalatri	Solo	▼ 6	28
CJ Alexander	10	5	5	7	3	2	3	5	5	3	2	-	-	2	-	1	-	2	7	9/8	@Wichita	A. Rozek	2-Run	▲ 5	2
Logan Porter	10	5	5	8	2	4	4	2	8	2	-	-	1	3	6	2	1	1	-	7/29	@Wichita	L. Varland	Solo	▲ 2	
Michael Massey	9	3	6	7	2	3	5	1	3	3	2	1	2	3	1	1	1	4	2	6/10	@Tulsa	B. Miller	2-Run	▲ 3	
Sebastian Rivero	5	5	-	4	1	2	-	3	2	3	-	-	1	1	3	1	-	1	-	8/20	vs. San Antonio	F. Schlichtholz	2-Run	▼ 10	
Maikel Garcia	4	2	2	3	1	1	1	2	3	-	1	-	-	1	1	3	-	-	-	7/23	vs. Springfield	D. Roach	Solo	▼ 9	
Nate Eaton	4	1	3	4	-	2	2	-	4	-	-	-	-	3	2	2	-	-	-	5/25	@Midland	Z. Plunkett	Solo	▲ 5	
Luca Tresh	3	2	1	1	2	1	-	2	2	1	-	-	-	2	2	-	-	1	-	9/8	@Wichita	D. Bentley	Solo	▲ 8	5
Brhet Bewley	3	2	1	3	-	3	-	-	2	1	-	-	-	-	2	1	-	-	-	8/17	vs. San Antonio	E. Bencomo	2-Run	▼ 7	
Morgan McCullough	2	1	1	2	-	1	1	-	2	-	-	-	1	-	-	-	-	-	2	9/3	@Tulsa	J. Leasure	Solo	▲ 7	17
Diego Hernández	2	1	1	1	1	1	-	1	-	2	-	-	-	1	-	-	-	1	1	9/2	@Tulsa	J. Rooney	2-Run	▲ 3	25
Ryan Grotjohn	2	2	-	2	-	-	1	1	-	2	-	-	-	1	1	-	-	1	-	6/5	vs. Corpus Christi	J. Sprinkle	2-Run	▼ 8	
Gavin Stupienski	1	-	1	1	-	-	-	1	-	-	-	1	-	-	1	-	-	-	-	9/9	@Wichita	H. McMahon	Grand Slam	▲ 8	0
Tyler Cropley	1	1	-	-	1	-	-	1	1	-	-	-	1	-	1	-	-	-	-	7/4	vs. Tulsa	A. Gamboa	Solo	▼ 6	57
	154	68	86	115	39	56	51	47	80	46	21	7	12	45	47	47	8	21	31						

INNING DISTRIBUTION

1st Inning	2nd Inning	3rd Inning	4th Inning	5th Inning	6th Inning	7th Inning	8th Inning	9th Inning	10th Inning	11th Inning
12	24	27	16	15	10	14	20	13	2	1

NOTABLE NATURALS HOME RUNS

BACK-TO-BACK HOMERS (3)		2-HOMER GAMES (5)		3-HOMER GAMES (0)		GRAND SLAMS (7)	
PLAYERS	DATE/OPPONENT (INN.)	PLAYER (CAREER NO.)	DATE/OPPONENT	PLAYER (CAREER NO.)	DATE/OPPONENT	PLAYER (CAREER NO.)	DATE/OPPONENT (INN.)
Brhet Bewley & Tucker Bradley	5/5 @ Springfield (6th)	Sebastian Rivero (1st)	4/27 vs. Amarillo			Nick Loftin (2nd)	4/22 @ Frisco (2nd)
Nick Loftin & Tyler Gentry	6/29 @ Amarillo (1st)	Seuly Matias (9th)	6/28 @ Amarillo			Tucker Bradley (1st)	4/23 @ Frisco (5th)
CJ Alexander & Jake Means	7/16 @ Corpus Christi (2nd)	Tyler Gentry (2nd)	6/29 @ Amarillo			Tucker Bradley (2nd)	5/13 vs. Wichita (5th)
		Robbie Glendinning (1st)	7/3 @ Amarillo			Michael Massey (2nd)	5/24 @ Midland (7th)
		CJ Alexander (5th)	8/11 @ Arkansas			John Rave (2nd)	6/28 @ Amarillo (1st)
						Robbie Glendinning (2nd)	7/17 @ Corpus Christi (8th)
						Gavin Stupienski (2nd)	9/8 @ Wichita (8th)

LEADOFF HOMERS (1)		INSIDE-THE PARK HOMERS (0)		PINCH-HIT HOMERS (0)		WALK-OFF HOMERS (3)	
PLAYER (CAREER NO.)	DATE/OPPONENT	PLAYER (CAREER NO.)	DATE/OPPONENT (INN.)	PLAYER (CAREER NO.)	DATE/OPPONENT (INN.)	PLAYER	DATE/OPPONENT
Maikel Garcia (2nd)	6/17 vs. Arkansas					Seuly Matias	6/4 vs. Corpus Christi
						Sebastian Rivero	8/20 vs. San Antonio
						Diego Hernández	8/26 vs. Springfield

HOME RUN SITUATION	# OF	DATE OF LAST	BATTER ('22 HR #)	PITCHER	COUNT	RUNNERS ON	OUTS	INNING	SCORE @ HR	FINAL
GO-AHEAD HOME RUN	45	September 9 @ Wichita	Tyler Gentry (16)	Brent Headrick	2-2	0	1	▲ 1	1-0	L, 13-7
GAME-TYING HOME RUN	12	September 3 @ Tulsa	Morgan McCullough (2)	Jordan Leasure	0-0	0	0	▲ 7	5-5	W, 8-6

NOTABLE OPPOSING HOME RUNS

BACK-TO-BACK HOMERS (3)		2-HOMER GAMES (7)		3-HOMER GAMES (0)		GRAND SLAMS (7)	
PLAYERS	DATE/OPPONENT (INN.)	PLAYER (CAREER NO.)	DATE/OPPONENT	PLAYER (CAREER NO.)	DATE/OPPONENT	PLAYER	DATE/OPPONENT (INN.)
Leandro Cedeño & Jorge Barrosa	5/1 vs. Amarillo (8th)	Dio Arias (1st)	4/21 @ Frisco			Justin Foscue	4/21 @ Frisco (3rd)
Alex Isola & Andrew Bechtold	5/10 vs. Wichita (4th)	Leandro Cedeño (4th)	4/30 vs. Amarillo			Leandro Cedeño	6/30 @ Amarillo (8th)
Leonel Valera & Kody Hoese	8/30 @ Tulsa (4th)	Andy Pages (8th)	6/7 @ Tulsa			Wilyer Abreu	7/14 @ Corpus Christi (8th)
		Joe Rizzo (3rd)	6/14 vs. Arkansas			Brandon Lewis	8/5 vs. Tulsa (8th)
		Cade Marlowe (3rd)	6/17 vs. Arkansas			Brandon Dixon	8/17 vs. San Antonio (2nd)
		Edouard Julien (2nd)	7/30 @ Wichita			Chandler Redmond	8/24 vs. Springfield (4th)
		Brandon Lewis (6th)	9/2 @ Tulsa			Nick Dunn	8/24 vs. Springfield (7th)

LEADOFF HOMERS (4)		INSIDE-THE PARK HOMERS (0)		PINCH-HIT HOMERS (0)		WALK-OFF HOMERS (0)	
PLAYER	DATE/OPPONENT	PLAYER	DATE/OPPONENT (INN.)	PLAYER	DATE/OPPONENT (INN.)	PLAYER	DATE/OPPONENT
Jonathan Ornelas	4/24 @ Frisco						
Jorge Barrosa	7/3 @ Amarillo						
Jonny DeLuca	7/6 vs. Tulsa						
Edouard Julien	7/30 @ Wichita						


AFTER-INNING RECORDS

	LEADING	TRAILING	TIED
AFTER 1 INNING	18 - 15	13 - 28	21 - 31
AFTER 2 INNINGS	22 - 15	19 - 40	12 - 17
AFTER 3 INNINGS	33 - 17	12 - 44	8 - 12
AFTER 4 INNINGS	32 - 13	11 - 50	10 - 10
AFTER 5 INNINGS	37 - 9	9 - 58	7 - 6
AFTER 6 INNINGS	39 - 10	7 - 59	7 - 4
AFTER 7 INNINGS	41 - 4	3 - 64	6 - 4
AFTER 8 INNINGS	44 - 0	2 - 67	4 - 5

NATURALS BIG INNINGS

DATE	INNING	RUNS
1. 6/28 @ Tulsa	9th Inning	8
6/10 @ Tulsa	7th Inning	8
4/12 vs. Wichita	1st Inning	8
4. 8/7 vs. Tulsa	4th Inning	7
6/18 vs. Arkansas	2nd Inning	7
4/27 vs. Amarillo	4th Inning	7
7. 8/24 vs. Springfield	7th Inning	6
8/17 vs. San Antonio	9th Inning	6
8/3 vs. Tulsa	3rd Inning	6
5/27 @ Midland	2nd Inning	6
5/4 @ Springfield	9th Inning	6

SCORE BY INNINGS

	1	2	3	4	5	6	7	8	9	10	11+	TOTAL
Naturals	77	78	126	74	81	46	100	66	80	10	4	742
Opponents	101	91	125	75	83	117	115	98	28	7	5	845
Difference	-24	-13	1	-1	-2	-71	-15	-32	52	3	-1	-103

SCORE BY INNINGS V. WICHITA	1	2	3	4	5	6	7	8	9	10	11+	TOTAL
Naturals	15	7	8	4	11	7	13	12	11	1	0	89
Wind Surge	12	15	15	11	9	17	16	18	2	2	0	117
vs. Wichita Difference	3	-8	-7	-7	2	-10	-3	-6	9	-1	0	-28

MULTI-RUN INNINGS

	2	3	4	5	6	7	8	9	10+	TOTAL
Naturals	83	58	25	9	5	3	3	-	-	186
Opponents	110	31	33	19	9	5	-	-	2	209

RECORD BY RUNS SCORED/ALLOWED

RUNS	0	1	2	3	4	5	6	7	8	9	10	11+
SCORED	0-5	0-10	0-11	2-13	3-12	5-8	6-4	7-5	9-0	9-1	3-1	12-3
ALLOWED	6-0	2-0	5-5	10-2	0-4	10-12	7-6	4-7	2-5	0-5	0-5	0-24

RECORD BY MARGIN OF VICTORY/DEFEAT

1 Run	2 Runs	3 Runs	4 Runs	5 Runs	6 Runs	7 Runs	8 Runs	9 Runs	10+ Runs
8-18	8-8	9-9	8-4	5-8	4-9	3-6	4-3	4-1	2-8

2022 NATURALS MONTH BY MONTH
HITTING

MONTH	AVG	G	AB	R	H	TB	2B	3B	HR	RBI	BB	IBB	SO	SB	CS	OBP	SLG	OPS	SAC	SF	HBP	GIDP	LOB
APRIL	.261	20	690	126	180	291	37	4	22	112	97	1	183	32	5	.357	.422	.779	4	9	11	14	151
MAY	.285	25	892	160	254	406	53	6	29	151	94	3	222	31	7	.353	.455	.808	8	15	9	18	190
JUNE	.232	26	848	139	197	345	43	0	35	128	112	0	246	32	6	.335	.407	.742	4	7	22	16	175
JULY	.267	24	821	134	219	349	52	3	24	119	115	1	238	31	9	.360	.425	.785	5	11	11	17	190
AUGUST	.246	26	861	149	212	353	36	0	35	138	142	3	252	30	11	.357	.410	.767	2	16	15	11	206
SEPTEMBER	.252	8	262	34	66	104	9	1	9	33	36	1	85	15	3	.344	.397	.741	1	0	1	4	62
TOTAL	.258	129	4374	742	1129	1849	230	14	154	681	596	9	1226	171	41	.352	.423	.775	24	58	69	80	974

PITCHING

MONTH	W	L	ERA	G	GS	CG	SHO	GF	HLD	SV	SVO	IP	H	R	ER	HR	HB	BB	SO	WP	BK	WHIP	AVG
APRIL	9	11	5.98	20	20	0	0	20	3	3	5	179.0	194	127	119	25	11	87	158	17	1	1.57	.276
MAY	13	12	4.43	25	25	0	2	25	4	3	6	219.1	197	120	108	25	12	123	249	9	1	1.46	.239
JUNE	10	16	6.17	26	26	1	3	25	2	2	4	227.2	242	174	156	33	17	136	248	11	6	1.66	.270
JULY	8	16	6.78	24	24	0	1	24	1	3	4	207.0	247	177	156	40	27	138	209	20	2	1.86	.294
AUGUST	11	15	6.76	26	26	0	0	26	3	4	10	229.0	260	200	172	30	17	152	220	23	3	1.80	.284
SEPTEMBER	4	4	5.63	8	8	0	0	8	1	3	3	64.0	80	47	40	6	5	30	61	5	1	1.72	.303
TOTAL	55	74	6.00	129	129	1	6	128	14	18	32	1126.0	1220	845	751	159	89	666	1145	85	14	1.67	.275

2022 WALK-OFF TRACKER (5 FOR, 3 AGAINST)

GAME #	DATE	OPPONENT	FINAL (INN.)	PLAYER	WINNING RUN	PITCHER	HOW	OUTS	COUNT
33	May 18	@ Arkansas	L, 7-5 (10)	Zach DeLoach	Jack Larsen	Walter Pennington	RBI single to right field	2	0-1
41	May 26	@ Midland	L, 2-1 (10)	Shane Selman	Logan Davidson	Zack Phillips	RBI single to right-center field	2	2-2
49	June 4	vs. Corpus Christi	W, 6-5 (10)	Seuly Matias	Seuly Matias	Devin Conn	2-run home run to left field	2	1-1
71	June 30	@ Amarillo	L, 5-4 (9)	Andy Yerzy	Tim Tawa	Yefri Del Rosario	Sacrifice fly to right field	2	0-1
75	July 4	vs. Tulsa	W, 7-6 (10)	Seuly Matias	John Rave	Guillermo Zuniga	RBI single to right-center field	0	1-2
111	August 19	vs. San Antonio	W, 9-8 (9)	Diego Hernández	Jake Means	Oswaldo Hernandez	RBI fielder's choice to 2nd base	1	0-0
112	August 20	vs. San Antonio	W, 5-3 (10)	Sebastian Rivero	Jake Means	Fred Schlichtholz	2-run home run to left field	2	1-0
117	August 26	vs. Springfield	W, 6-4 (9)	Diego Hernández	John Rave	Dalton Roach	2-run home run to right field	2	1-1

Bold Indicates Naturals Walk-off

2022 NATURALS EJECTIONS (7)

DATE	INNING	WHO (POSITION)	WHY	UMPIRE (POSITION)
June 2 vs. Corpus Christi	▼ 7	Robbie Glendinning (1B)	Arguing (Balls/Strikes)	Steven Rios Jr. (HP)
June 3 vs. Corpus Christi	▼ 5	Michael Massey (DH)	Arguing (Balls/Strikes)	Mike Carroll (HP)
June 24 vs. Springfield	▼ 3	Seuly Matias (RF)	Arguing (Balls/Strikes)	Pete Talkington (HP)
July 17 @ Corpus Christi	▲ 3	Jake Means (2B)	Instigating	Ty Krauss (HP)
August 19 vs. San Antonio	▼ 6	Robbie Glendinning (2B)	Arguing (Check Swing)	Jake Bruner (HP)
August 19 vs. San Antonio	▼ 6	Chris Widger (Manager)	Arguing	Jake Bruner (HP)
August 28 vs. Springfield	▲ 6	Chris Widger (Manager)	Arguing	Isaias Barba (1B)



OPPONENT

vs. Amarillo	5-7
vs. Arkansas	6-12
vs. Corpus Christi	4-8
vs. Frisco	4-2
vs. Midland	4-2
vs. San Antonio	3-3
vs. Springfield	8-16
vs. Tulsa	13-11
vs. Wichita	8-13

PITCHING

vs. Left-Handed Starter	14-9
vs. Right-Handed Starter	41-55
WITH Left-Handed Starter	40-38
WITH Right-Handed Starter	15-36
0-5 strikeouts	2-10
6-10 strikeouts	33-48
11+ strikeouts	19-17
0 runs of support	4-30
1-4 runs of support	25-36
5-9 runs of support	23-8
10+ runs of support	3-0

SCORING

1-Run Games	8-18
2-Run Games	8-8
3-4-Run Games	18-13
5+ Run Games	21-34
Extra Innings	4-4
Shutouts	6-5
Doubleheaders	3-1 (1 Sweep, 1 Split)
Scoring 0-2 Runs	0-26
3-5 Runs	10-33
6-9 Runs	31-10
10+ Runs	14-5
Opponent 0-2 Runs	13-4
3-5 Runs	29-19
6-9 Runs	13-22
10+ Runs	0-29
Scored in 1st Inning	21-18
Opponent scored in 1st	16-32
Scores first	34-25
Opponent scores first	21-49

HITTING

Naturals 0-5 hits	3-23
6-9 hits	15-35
10+ hits	37-16
Opponent 0-5 hits	14-2
6-9 hits	25-26
10+ hits	16-46
Hit 0 home runs	8-33
1 home run	17-25
2 home runs	21-9
3+ home runs	9-7
Opponent hit 0 home runs	21-16
1 home run	22-26
2 home runs	9-17
3+ home runs	3-15
Out-hit opponent	44-11
Out-hit by opponent	6-60
Hits are tied	5-3
Leave 0-5 runners on base	10-17
6-9 on base	33-41
10+ on base	12-16
Opponent leaves 0-5 runners on base	11-12
6-9 on base	27-40
10+ on base	17-22
Steals 0 bases	6-36
1 base	20-23
2+ bases	29-15
Opponent steals 0 bases	28-22
1 base	11-23
2+ bases	16-29

FIELDING

Made 0 errors	34-24
1 error	11-23
2 errors	8-21
3+ errors	2-6
Opponent made 0 errors	19-35
1 error	22-22
2 errors	10-12
3+ errors	4-5

TEAM HIGHS

LONGEST WIN STREAK	4 Games (2x)	Last: August 19-21, 23
LONGEST LOSING STREAK	7 Games	Last: August 11-18
LONGEST HOME WINNING STREAK	4 Games	August 19-21, 23
LONGEST HOME LOSING STREAK	6 Games	June 21-26
LONGEST ROAD WINNING STREAK	4 Games	Last: May 21-22, 24-25
LONGEST ROAD LOSING STREAK	4 Games (3x)	August 11-14
LARGEST MARGIN OF VICTORY	14 Runs	June 28 @ Amarillo, 20-6 W
LARGEST MARGIN OF DEFEAT	16 Runs	August 4 vs. Tulsa, 23-7 L
LONGEST GAME, INNINGS	11 Innings	April 26 vs. Amarillo, 6-5 L
LONGEST GAME, TIME	3:55	April 8 @ Springfield, 11-8 W
LONGEST 9-INNING GAME, TIME (PRE-PITCH CLOCK)	3:55	April 8 @ Springfield, 11-8 W
LONGEST 9-INNING GAME, TIME (POST-PITCH CLOCK)	3:45	August 4 vs. Tulsa, 23-7 L
SHORTEST 9-INNING GAME, TIME	1:58	May 29 @ Midland, 3-1 L
SHORTEST GAME, TIME	1:41	Game 2 - June 9 @ Tulsa, 3-0 W (7 Innings)
LARGEST COMEBACK WIN	4 Runs (5x)	Last: After the 5th inning, Angelo Castellano, September 3 @ Tulsa, 8-6 W
LARGEST MARGIN OF LEAD SURRENDERED (IN A LOSS)	7 Runs	After the end of the 2nd inning, August 5 vs. Tulsa, 12-9 L
MOST ERRORS, TEAM	5	June 16 vs. Arkansas, 18-3 L
MOST ERRORS, PLAYER	2 (3x)	Last: Jake Means, August 28 vs. Springfield, 7-2 W
LARGEST CROWD, HOME	5,857	April 30 vs. Amarillo, 7-5 L
LARGEST CROWD, ROAD	7,977, ONEOK Field (Tulsa)	June 10 @ Tulsa, 13-4 W
WARMEST FIRST PITCH	100°	July 26 @ Wichita, 9-3 L
COLDEST FIRST PITCH	42°	April 8 @ Springfield, 11-8 W

OFFENSIVE HIGHS

MOST RUNS SCORED, GAME	20	June 28 @ Amarillo, 20-6 W
MOST RUNS SCORED, INNING	8 (3x)	Last: 9th Inning, June 28 @ Amarillo, 20-6 W
MOST CONSECUTIVE INNINGS SCORED	7 (2x) *	Last: 1st through 7th Innings, May 25 @ Midland, 11-3 W
FEWEST HITS, GAME	0 ^	August 12 @ Arkansas, 6-0 L
MOST HITS, GAME	17 (4x)	June 28 @ Amarillo, 20-6 W
MOST DOUBLES, GAME	7	June 28 @ Amarillo, 20-6 W
MOST TRIPLES, GAME	1 (14x)	Last: Angelo Castellano, September 3 @ Tulsa, 8-6 W
MOST HOME RUNS, GAME	5	June 28 @ Amarillo, 20-6 W
MOST EXTRA-BASE HITS, GAME	12 *	7 Doubles + 5 Home Runs, June 28 @ Amarillo, 20-6 W
MOST RBI, GAME	20 ^	June 28 @ Amarillo, 20-6 W
MOST RUNNERS LOB, GAME	13 (2x)	Last: August 19 vs. San Antonio, 9-8 W
MOST TOTAL BASES, GAME	39	June 28 @ Amarillo, 20-6 W
MOST WALKS, GAME	13	August 5 vs. Tulsa, 12-9 L
MOST STRIKEOUTS, GAME	17	June 7 @ Tulsa, 5-2 L
FEWEST STRIKEOUTS, GAME	3 (3x)	Last: July 24 vs. Springfield, 11-4 L
MOST STOLEN BASES, GAME	6	July 6 vs. Tulsa, 12-4 W
MOST HIT BY PITCHES	4	June 19 vs. Arkansas, 4-0 W

INDIVIDUAL OFFENSIVE HIGHS

MOST RUNS, GAME	4 (5x) ^	Last: CJ Alexander, August 17 vs. San Antonio, 20-15 L
MOST HITS, GAME	4 (3x)	Last: Nick Loftin, July 15 @ Corpus Christi, 9-5 W
MOST DOUBLES, GAME	3, Nick Loftin ^	May 4 @ Springfield, 13-3 W
MOST TRIPLES, GAME	1 (14x)	Last: Angelo Castellano, September 3 @ Tulsa, 8-6 W
MOST HOME RUNS, GAME	2 (5x)	Last: CJ Alexander, August 11 @ Arkansas, 6-4 L
MOST RBI, GAME	6 (2x)	Last: CJ Alexander, August 5 vs. Tulsa, 12-9 L
MOST WALKS, GAME	4, Robbie Glendinning	August 25 vs. Springfield, 14-6 L
MOST STRIKEOUTS, GAME	4 (7x)	Last: Seuly Matias, September 9 @ Wichita, 13-7 L
MOST STOLEN BASES, GAME	3, Tucker Bradley	July 9 vs. Tulsa, 6-3 W
MOST HIT BY PITCHES, GAME	3, Tyler Croypley ^	June 19 vs. Arkansas, 4-0 W

PITCHING HIGHS

MOST RUNS ALLOWED, GAME	23	August 4 vs. Tulsa, 23-7 L
MOST RUNS ALLOWED, INNING	12 *	7th Inning, August 24 vs. Springfield, 18-7 L
FEWEST HITS ALLOWED, GAME	2	June 2 vs. Corpus Christi, 8-2 W
MOST HITS ALLOWED, GAME	21	August 4 vs. Tulsa, 23-7 L
FEWEST STRIKEOUTS, GAME	0 ^	April 10 @ Springfield, 10-5 L
MOST STRIKEOUTS, GAME	18	June 4 vs. Corpus Christi, 6-5 W (10)
FEWEST WALKS ALLOWED, GAME	0 (2x)	Last: June 11 @ Tulsa, 9-4 L
MOST WALKS ALLOWED, GAME	16 *	June 5 vs. Corpus Christi, 17-4 L
MOST HOME RUNS ALLOWED, GAME	5 (2x)	Last: August 4 vs. Tulsa, 23-7 L

INDIVIDUAL PITCHING HIGHS

MOST RUNS ALLOWED, GAME	10, T.J. Sikkema	September 2 @ Tulsa Game 2, 12-1 L
MOST EARNED RUNS ALLOWED, GAME	9, Noah Murdock	July 16 @ Corpus Christi, 13-7 L
FEWEST HITS ALLOWED, GAME (STARTER)	0 (2x)	Last: Asa Lacy (0.2 IP), July 15 @ Corpus Christi, 9-5 W
MOST HITS ALLOWED, GAME	10 (4x)	Last: Anthony Veneziano, August 5 vs. Tulsa, 12-9 L
MOST HOME RUNS ALLOWED, GAME	4	July 2 @ Amarillo, 13-12 L
MOST STRIKEOUTS	10 (5x)	Last: Anthony Veneziano, July 23 vs. Springfield, 7-4 L
MOST CONSECUTIVE STRIKEOUTS	8, Alec Marsh (2nd to 4th Innings) *	May 19 @ Arkansas, 5-0 L
MOST WALKS ALLOWED, GAME	6 (3x)	Last: Noah Murdock, July 26 @ Wichita, 9-3 L
MOST HIT BATTERS, GAME	4, Noah Murdock ^	July 26 @ Wichita, 9-3 L
MOST INNINGS PITCHED, STARTER	7.0 (4x)	Last: Angel Zerpa, June 30 @ Amarillo, 5-4 L
MOST PITCHES THROWN, STARTER	103, Alec Marsh	August 24 vs. Springfield, 18-7 L
MOST INNINGS PITCHED, RELIEVER	4.2, Anthony Veneziano	May 14 vs. Wichita, 7-6 L
MOST PITCHES THROWN, RELIEVER	74, Dante Biasi	May 21 @ Arkansas, W, 11-4 (8)

^ Indicates All-Time Naturals Record Tied

* Indicates All-Time Naturals Record Set



DATE	OPPONENT	RESULT	SP	C	1B	2B	3B	SS	LF	CF	RF	DH
4/8	@ Springfield	W, 11-8	Drew Parrish	Sebastian Rivero	Jake Means	Michael Massey	Nate Eaton	Maikel Garcia	John Rave	Nick Loftin	Seuly Matias	Robbie Glendinning
4/9	@ Springfield	L, 10-11	Anthony Veneziano	Sebastian Rivero	Robbie Glendinning	Michael Massey	Nate Eaton	Maikel Garcia	John Rave	Nick Loftin	Seuly Matias	Logan Porter
4/10	@ Springfield	W, 14-5	Angel Zerpa	Ilyer Cropley	Jake Means	Ryan Grojthorn	Nate Eaton	Maikel Garcia	Tucker Bradley	John Rave	Seuly Matias	Michael Massey
4/12	WICHITA	W, 8-6	Alec Marsh	Sebastian Rivero	Jake Means	Michael Massey	Nate Eaton	Maikel Garcia	John Rave	Nick Loftin	Tucker Bradley	Seuly Matias
4/13	WICHITA	W, 5-3	Drew Parrish	Sebastian Rivero	Jake Means	Michael Massey	Robbie Glendinning	Maikel Garcia	John Rave	Nick Loftin	Seuly Matias	Logan Porter
4/14	WICHITA	L, 7-1	Anthony Veneziano	Ilyer Cropley	Robbie Glendinning	Ryan Grojthorn	Jake Means	Maikel Garcia	John Rave	Nick Loftin	Nate Eaton	Logan Porter
4/15	WICHITA	L, 4-2	Anthony Veneziano	Ilyer Cropley	Jake Means	Michael Massey	Nate Eaton	Maikel Garcia	Tucker Bradley	Nick Loftin	Seuly Matias	Robbie Glendinning
4/16	WICHITA	L, 6-5 (10)	Angel Zerpa	Sebastian Rivero	Jake Means	Michael Massey	Nate Eaton	Ryan Grojthorn	John Rave	Nick Loftin	Tucker Bradley	Logan Porter
4/17	WICHITA	L, 5-1	Asa Lacy	Ilyer Cropley	Logan Porter	Michael Massey	Robbie Glendinning	Maikel Garcia	Nate Eaton	John Rave	Seuly Matias	Tucker Bradley
4/18	@ Frisco	W, 4-3	Alec Marsh	Sebastian Rivero	Jake Means	Michael Massey	Nate Eaton	Maikel Garcia	John Rave	Nick Loftin	Robbie Glendinning	Seuly Matias
4/21	@ Frisco	W, 7-2	Drew Parrish	Sebastian Rivero	Robbie Glendinning	Michael Massey	Nate Eaton	Maikel Garcia	John Rave	Nick Loftin	Seuly Matias	Logan Porter
4/22	@ Frisco	L, 12-2	Anthony Veneziano	Logan Porter	Jake Means	Michael Massey	Robbie Glendinning	Maikel Garcia	Tucker Bradley	John Rave	Seuly Matias	Nick Loftin
4/23	@ Frisco	W, 11-2	Angel Zerpa	Sebastian Rivero	Logan Porter	Michael Massey	Jake Means	Maikel Garcia	Nate Eaton	Nick Loftin	Seuly Matias	Robbie Glendinning
4/23	@ Frisco	W, 12-4	Dante Biasi	Sebastian Rivero	Jake Means	Michael Massey	Robbie Glendinning	Maikel Garcia	John Rave	Nick Loftin	Tucker Bradley	Nate Eaton
4/24	@ Frisco	W, 4-3	Alec Marsh	Logan Porter	Robbie Glendinning	Michael Massey	Nate Eaton	Maikel Garcia	Tucker Bradley	Nick Loftin	Seuly Matias	Nick Loftin
4/26	AMARILLO	W, 5-3 (11)	Drew Parrish	Sebastian Rivero	Jake Means	Michael Massey	Nate Eaton	Maikel Garcia	John Rave	Nick Loftin	Seuly Matias	Robbie Glendinning
4/27	AMARILLO	W, 12-6	Anthony Veneziano	Sebastian Rivero	Logan Porter	Michael Massey	Nate Eaton	Maikel Garcia	John Rave	Nick Loftin	Seuly Matias	Tucker Bradley
4/28	AMARILLO	L, 9-5	Angel Zerpa	Sebastian Rivero	Robbie Glendinning	Michael Massey	Jake Means	Maikel Garcia	Tucker Bradley	Nick Loftin	Nate Eaton	Seuly Matias
4/29	AMARILLO	W, 8-7	Dante Biasi	Logan Porter	Jake Means	Michael Massey	Robbie Glendinning	Maikel Garcia	Nate Eaton	John Rave	Tucker Bradley	Nick Loftin
4/30	AMARILLO	L, 7-5	Alec Marsh	Sebastian Rivero	Logan Porter	Ryan Grojthorn	Nate Eaton	Maikel Garcia	Tucker Bradley	Nick Loftin	John Rave	Michael Massey
5/1	AMARILLO	L, 7-6	Drew Parrish	Sebastian Rivero	Robbie Glendinning	Michael Massey	Jake Means	Maikel Garcia	Tucker Bradley	Nate Eaton	Seuly Matias	Seun Parter
5/3	@ Springfield	L, 12-5	Anthony Veneziano	Sebastian Rivero	Jake Means	Michael Massey	Nate Eaton	Maikel Garcia	John Rave	Nick Loftin	Seuly Matias	Robbie Glendinning
5/4	@ Springfield	W, 13-3	Marcelo Martinez	Sebastian Rivero	Robbie Glendinning	Michael Massey	Nate Eaton	Maikel Garcia	John Rave	Nick Loftin	Seuly Matias	Logan Porter
5/5	@ Springfield	W, 9-6	Dante Biasi	Logan Porter	Robbie Glendinning	Brhet Bewley	Jake Means	Maikel Garcia	Tucker Bradley	Nick Loftin	Seuly Matias	Nate Eaton
5/6	@ Springfield	L, 2-1	Alec Marsh	Sebastian Rivero	Robbie Glendinning	Michael Massey	Nate Eaton	Maikel Garcia	Tucker Bradley	Nick Loftin	John Rave	Seuly Matias
5/7	@ Springfield	W, 4-0	Drew Parrish	Logan Porter	Jake Means	Michael Massey	Brhet Bewley	Maikel Garcia	Tucker Bradley	John Rave	Nick Loftin	Nick Loftin
5/8	WICHITA	W, 7-4	Anthony Veneziano	Logan Porter	Robbie Glendinning	Michael Massey	Jake Means	Maikel Garcia	Tucker Bradley	John Rave	Seuly Matias	Tucker Bradley
5/10	WICHITA	W, 7-4	Marcelo Martinez	Logan Porter	Robbie Glendinning	Michael Massey	Nate Eaton	Maikel Garcia	Tucker Bradley	Nick Loftin	Seuly Matias	John Rave
5/11	WICHITA	L, 4-3	Angel Zerpa	Logan Porter	Robbie Glendinning	Michael Massey	Jake Means	Maikel Garcia	Tucker Bradley	John Rave	Nate Eaton	Seuly Matias
5/12	WICHITA	L, 10-4	Alec Marsh	Logan Porter	Robbie Glendinning	Brhet Bewley	Nate Eaton	Maikel Garcia	John Rave	Nick Loftin	Michael Massey	Tucker Bradley
5/13	WICHITA	W, 7-0	Drew Parrish	Gavin Stupienski	Jake Means	Michael Massey	Nate Eaton	Maikel Garcia	John Rave	Nick Loftin	Seuly Matias	Tucker Bradley
5/14	WICHITA	W, 7-14	Will Klein	Sebastian Rivero	Robbie Glendinning	Michael Massey	Jake Means	Maikel Garcia	Tucker Bradley	Nick Loftin	Seuly Matias	Logan Porter
5/17	@ Arkansas	L, 7-6 (10)	Marcelo Martinez	Logan Porter	Robbie Glendinning	Michael Massey	Nate Eaton	Maikel Garcia	John Rave	Nick Loftin	Seuly Matias	Tucker Bradley
5/18	@ Arkansas	W, 5-4	Angel Zerpa	Logan Porter	Robbie Glendinning	Michael Massey	Jake Means	Maikel Garcia	John Rave	Nick Loftin	Seuly Matias	Seuly Matias
5/19	@ Arkansas	L, 5-0	Alec Marsh	Logan Porter	Robbie Glendinning	Brhet Bewley	Nate Eaton	Maikel Garcia	Tucker Bradley	John Rave	Seuly Matias	Michael Massey
5/20	@ Arkansas	W, 12-1	Drew Parrish	Gavin Stupienski	Jake Means	Michael Massey	Nate Eaton	Maikel Garcia	Tucker Bradley	Nick Loftin	Seuly Matias	John Rave
5/21	@ Arkansas	W, 11-4 (8)	Will Klein	Logan Porter	Robbie Glendinning	Michael Massey	Jake Means	Maikel Garcia	John Rave	Nick Loftin	Nate Eaton	Tucker Bradley
5/22	@ Arkansas	W, 10-5	Anthony Veneziano	Gavin Stupienski	Robbie Glendinning	Michael Massey	Nate Eaton	Maikel Garcia	Tucker Bradley	Nick Loftin	John Rave	Ryan Grojthorn
5/24	@ Midland	W, 8-5	Angel Zerpa	Logan Porter	Jake Means	Michael Massey	Jake Means	Maikel Garcia	John Rave	Nick Loftin	Seuly Matias	Robbie Glendinning
5/25	@ Midland	W, 11-3	Alec Marsh	Logan Porter	Robbie Glendinning	Michael Massey	Nate Eaton	Maikel Garcia	Tucker Bradley	Nick Loftin	Seuly Matias	Jake Means
5/26	@ Midland	L, 2-1 (10)	Drew Parrish	Gavin Stupienski	Robbie Glendinning	Michael Massey	Jake Means	Maikel Garcia	Ryan Grojthorn	Nick Loftin	Tucker Bradley	Brhet Bewley
5/27	@ Midland	W, 6-6	Will Klein	Logan Porter	Robbie Glendinning	Brhet Bewley	Michael Massey	Maikel Garcia	Tucker Bradley	Nick Loftin	Seuly Matias	Jake Means
5/28	@ Midland	W, 9-7 (10)	Anthony Veneziano	Logan Porter	Robbie Glendinning	Michael Massey	Brhet Bewley	Jake Means	Tucker Bradley	Nick Loftin	Ryan Grojthorn	Seuly Matias
5/29	@ Midland	L, 3-1	Angel Zerpa	Gavin Stupienski	Robbie Glendinning	Michael Massey	Jake Means	Maikel Garcia	Tucker Bradley	Nick Loftin	Seuly Matias	Brhet Bewley
5/31	CORPUS CHRISTI	L, 8-7	Alec Marsh	Logan Porter	Robbie Glendinning	Michael Massey	Jake Means	Maikel Garcia	Tucker Bradley	Nick Loftin	Seuly Matias	Brhet Bewley
6/1	CORPUS CHRISTI	W, 6-2	Drew Parrish	Logan Porter	Robbie Glendinning	Michael Massey	Jake Means	Maikel Garcia	Ryan Grojthorn	Tucker Bradley	Seuly Matias	Brhet Bewley
6/2	CORPUS CHRISTI	W, 12-2	Dante Biasi	Gavin Stupienski	Robbie Glendinning	Brhet Bewley	Maikel Garcia	Maikel Garcia	Parker Bates	Tucker Bradley	Seuly Matias	Michael Massey
6/3	CORPUS CHRISTI	W, 5-4	Anthony Veneziano	Logan Porter	Robbie Glendinning	Brhet Bewley	Jake Means	Maikel Garcia	Ryan Grojthorn	Parker Bates	Seuly Matias	Michael Massey
6/4	CORPUS CHRISTI	W, 6-5 (10)	Angel Zerpa	Logan Porter	Robbie Glendinning	Michael Massey	Jake Means	Maikel Garcia	Tucker Bradley	John Rave	Seuly Matias	Parker Bates
6/5	CORPUS CHRISTI	L, 17-4	Alec Marsh	Gavin Stupienski	Robbie Glendinning	Brhet Bewley	Jake Means	Maikel Garcia	Tucker Bradley	John Rave	Seuly Matias	Michael Massey
6/7	@ Tulsa	L, 5-2	Noah Murdock	Logan Porter	Robbie Glendinning	Michael Massey	Jake Means	Maikel Garcia	Tucker Bradley	Nick Loftin	John Rave	Seuly Matias
6/8	@ Tulsa	Postponed/Rain										
6/9 G1	@ Tulsa	W, 5-3 (7)	Dante Biasi	Logan Porter	Robbie Glendinning	Michael Massey	Jake Means	Maikel Garcia	Nick Loftin	John Rave	Seuly Matias	Michael Massey
6/9 G2	@ Tulsa	W, 7-0 (7)	Anthony Veneziano	Gavin Stupienski	Jake Means	Michael Massey	Ryan Grojthorn	Maikel Garcia	Tucker Bradley	Nick Loftin	John Rave	Seuly Matias
6/10	@ Tulsa	W, 13-4	Zack Phillips	Logan Porter	Robbie Glendinning	Michael Massey	Jake Means	Maikel Garcia	Tucker Bradley	John Rave	Seuly Matias	Nick Loftin
6/11	@ Tulsa	L, 9-4	Alec Marsh	Logan Porter	Robbie Glendinning	Michael Massey	Jake Means	Maikel Garcia	Tucker Bradley	Nick Loftin	John Rave	Brhet Bewley
6/12	@ Tulsa	W, 7-3	Noah Murdock	Gavin Stupienski	Robbie Glendinning	Michael Massey	Brhet Bewley	Jake Means	Tucker Bradley	John Rave	Ryan Grojthorn	Nick Loftin
6/14	ARKANSAS	W, 7-4	Anthony Veneziano	Ilyer Cropley	Robbie Glendinning	Michael Massey	Nick Loftin	Maikel Garcia	Tucker Bradley	John Rave	Seuly Matias	Sebastian Rivero
6/15	ARKANSAS	W, 5-4	Dante Biasi	Logan Porter	Robbie Glendinning	Nick Loftin	Jake Means	Maikel Garcia	Tucker Bradley	John Rave	Ylter Gentry	Sebastian Rivero
6/16	ARKANSAS	L, 18-3	Zack Phillips	Sebastian Rivero	Logan Porter	Nick Loftin	Jake Means	Maikel Garcia	Ryan Grojthorn	John Rave	Ylter Gentry	Tucker Bradley
6/17	ARKANSAS	L, 13-2	Alec Marsh	Ilyer Cropley	Logan Porter	Nick Loftin	Robbie Glendinning	Maikel Garcia	Tucker Bradley	Nick Loftin	John Rave	Ylter Gentry
6/18	ARKANSAS	W, 9-0	Angel Zerpa	Sebastian Rivero	Robbie Glendinning	Nick Loftin	Jake Means	Maikel Garcia	Tucker Bradley	John Rave	Ylter Gentry	Logan Porter
6/19	ARKANSAS	W, 4-0	Anthony Veneziano	Ilyer Cropley	Jake Means	Brhet Bewley	Logan Porter	Maikel Garcia	Tucker Bradley	Ryan Grojthorn	John Rave	Ylter Gentry
6/21	SPRINGFIELD	W, 5-4	Dante Biasi	Sebastian Rivero	Robbie Glendinning	Nick Loftin	Jake Means	Maikel Garcia	Tucker Bradley	John Rave	Seuly Matias	Ylter Gentry
6/22	SPRINGFIELD	L, 9-6	Walter Pennington	Ilyer Cropley	Robbie Glendinning	Nick Loftin	Logan Porter	Maikel Garcia	Tucker Bradley	John Rave	Ylter Gentry	Seuly Matias
6/23	SPRINGFIELD	L, 11-2	Alec Marsh	Sebastian Rivero	Logan Porter	Brhet Bewley	Jake Means	Maikel Garcia	Tucker Bradley	Nick Loftin	Seuly Matias	Robbie Glendinning
6/24	SPRINGFIELD	L, 7-1	Angel Zerpa	Sebastian Rivero	Robbie Glendinning	Ryan Grojthorn	Jake Means	Maikel Garcia	Tucker Bradley	John Rave	Ylter Gentry	Logan Porter
6/25	SPRINGFIELD	L, 13-10	Noah Murdock	Sebastian Rivero	Robbie Glendinning	Brhet Bewley	Logan Porter	Ryan Grojthorn	Tucker Bradley	Nick Loftin	John Rave	Seuly Matias
6/26	SPRINGFIELD	W, 5-4	Anthony Veneziano	Ilyer Cropley	Robbie Glendinning	Nick Loftin	Jake Means	Maikel Garcia	Tucker Bradley	John Rave	Seuly Matias	Robbie Glendinning
6/28	@ Amarillo	W, 20-6	Dante Biasi	Sebastian Rivero	Robbie Glendinning	Nick Loftin	Jake Means	Maikel Garcia	Tucker Bradley	John Rave	Seuly Matias	Ylter Gentry
6/29	@ Amarillo	L, 10-4	Alec Marsh	Sebastian Rivero	Robbie Glendinning	Nick Loftin	Logan Porter	Maikel Garcia	Tucker Bradley	John Rave	Ylter Gentry	Seuly Matias
6/30	@ Amarillo	L, 5-4	Angel Zerpa	Ilyer Cropley	Logan Porter	Nick Loftin	Jake Means	Maikel Garcia	Tucker Bradley	John Rave	Seuly Matias	Robbie Glendinning
7/1	@ Amarillo	L, 11-10	Noah Murdock	Sebastian Rivero	Robbie Glendinning	Nick Loftin	Jake Means	Maikel Garcia	Tucker Bradley	John Rave	Ylter Gentry	Logan Porter
7/2	@ Amarillo	L, 13-12	Anthony Veneziano	Ilyer Cropley	Robbie Glendinning	Brhet Bewley	Jake Means	Maikel Garcia	Tucker Bradley	Nick Loftin	Seuly Matias	Robbie Glendinning
7/3	@ Amarillo	W, 10-4	Zack Phillips	Sebastian Rivero	Robbie Glendinning	Jake Means	Jake Means	Maikel Garcia	Tucker Bradley	Nick Loftin	Seuly Matias	Ylter Gentry
7/4	TULSA	W, 7-6 (10)	Alec Marsh	Ilyer Cropley	Jake Means	Nick Loftin	Logan Porter	Maikel Garcia	Tucker Bradley	John Rave	Seuly Matias	Robbie Glendinning
7/6	TULSA	W, 12-4	Angel Zerpa	Sebastian Rivero	Logan Porter	Nick Loftin	Robbie Glendinning	Maikel Garcia	Tucker Bradley	John Rave	Ylter Gentry	Seuly Matias
7/7	TULSA	L, 3-0	Dante Biasi	Sebastian Rivero	Logan Porter	Nick Loftin	Jake Means	Maikel Garcia	Tucker Bradley	John Rave	Seuly Matias	Tucker Bradley
7/8	TULSA	L, 3-2	Noah Murdock	Ilyer Cropley	Robbie Glendinning	Brhet Bewley	Jake Means	Maikel Garcia	Tucker Bradley	Nick Loftin	Seuly Matias	Logan Porter
7/9	TULSA	L, 5-4	Anthony Veneziano	Sebastian Rivero	Robbie Glendinning	Nick Loftin	Jake Means	Maikel Garcia	Tucker Bradley	John Rave	Seuly Matias	Ylter Gentry
7/10	TULSA	L, 6-3	Alec Marsh	Ilyer Cropley	Robbie Glendinning	Nick Loftin	Jake Means	Maikel Garcia	Tucker Bradley	John Rave	Seuly Matias	Ylter Gentry
7/12	@ Corpus Christi	L, 8-3	Dante Biasi	Logan Porter	Robbie Glendinning	Brhet Bewley	Jake Means	Morgan McCullough	Tucker Bradley	Nick Loftin	Ylter Gentry	Seuly Matias
7/13	@ Corpus Christi	L, 10-3	Andrew Hoffmann	Logan Porter	Robbie Glendinning	Jake Means	CJ Alexander	Morgan McCullough	Tucker Bradley	Nick Loftin	Ylter Gentry	Seuly Matias
7/14	@ Corpus Christi	L, 16-3	Anthony Veneziano	Gavin Stupienski	Robbie Glendinning	Jake Means	CJ Alexander	Morgan McCullough	Tucker Bradley	Nick Loftin	Seuly Matias	Ylter Gentry
7/15	@ Corpus Christi	L, 12-3	Asa Lacy	Logan Porter	Robbie Glendinning	Jake Means	CJ Alexander	Morgan McCullough	Tucker Bradley	Nick Loftin	Ylter Gentry	Brhet Bewley
7/16	@ Corpus Christi	W, 16-7	Noah Murdock	Logan Porter	Robbie Glendinning	Jake Means	CJ Alexander	Morgan McCullough	Tucker Bradley	Nick Loftin	Ylter Gentry	Brhet Bewley
7/17	@ Corpus Christi	W, 16-7	Dante Biasi	Logan Porter	Robbie Glendinning	Jake Means	CJ Alexander	Morgan McCullough	Tucker Bradley	Nick Loftin	Ylter Gentry	Brhet Bewley
7/22	SPRINGFIELD	L, 11-4	Andrew Hoffmann	Sebastian Rivero	Robbie Glendinning	Nick Loftin	Jake Means	Maikel Garcia	Tucker Bradley	John Rave	Ylter Gentry	Seuly Matias
7/23	SPRINGFIELD	L, 7-4	Anthony Veneziano	Sebastian Rivero	Logan Porter	Nick Loftin	CJ Alexander	Maikel Garcia	Tucker Bradley	John Rave	Seuly Matias	Ylter Gentry
7/24	SPRINGFIELD	L, 14-11	Alec Marsh	Ilyer Cropley	Robbie Glendinning	Brhet Bewley	Jake Means	Maikel Garcia	Tucker Bradley	Nick Loftin	Ylter Gentry	Logan Porter
7/26	@ Wichita	W, 8-3	Noah Murdock	Sebastian Rivero	Robbie Glendinning	Brhet Bewley	Nick Loftin	Maikel Garcia	Tucker Bradley	John Rave	Ylter Gentry	Ylter Gentry
7/27	@ Wichita	W, 5-0	Dante Biasi	Sebastian Rivero	Robbie Glendinning	CJ Alexander	Nick Loftin	Jake Means	Tucker Bradley	John Rave	Seuly Matias	Tucker Bradley
7/28	@ Wichita	L, 10-2	Jon Bowlan	Ilyer Cropley	Logan Porter	Robbie Glendinning	CJ Alexander	Jake Means	Tucker Bradley	Nick Loft		



DATE	OPPONENT	RESULT	1	2	3	4	5	6	7	8	9
4/8	@ Springfield	W, 11-8	Maikel Garcia	Nick Loftin	Michael Massey	Seuly Matias	Sebastian Rivero	Robbie Glendinning	Nate Eaton	Jake Means	John Rave
4/9	@ Springfield	L, 14-11	Maikel Garcia	Nick Loftin	Michael Massey	Seuly Matias	Sebastian Rivero	Robbie Glendinning	Nate Eaton	John Rave	John Rave
4/10	@ Springfield	L, 10-5	Maikel Garcia	John Rave	Michael Massey	Seuly Matias	Nate Eaton	Ryan Grotjohm	Jake Means	Tyler Cropley	Tucker Bradley
4/12	WICHITA	W, 8-6	Maikel Garcia	Nick Loftin	Michael Massey	Seuly Matias	Sebastian Rivero	John Rave	Nate Eaton	Jake Means	Tucker Bradley
4/13	WICHITA	L, 7-1	Maikel Garcia	Nick Loftin	Michael Massey	Seuly Matias	Sebastian Rivero	John Rave	Nate Eaton	Jake Means	Tucker Bradley
4/15	WICHITA	L, 4-2	Maikel Garcia	Nick Loftin	Michael Massey	Seuly Matias	Nate Eaton	Jake Means	Robbie Glendinning	Tyler Cropley	Tucker Bradley
4/16	WICHITA	L, 6-5 (10)	Maikel Garcia	John Rave	Michael Massey	Seuly Matias	Sebastian Rivero	Nate Eaton	Ryan Grotjohm	Tyler Cropley	Tucker Bradley
4/17	WICHITA	L, 5-1	Maikel Garcia	John Rave	Michael Massey	Seuly Matias	Nate Eaton	Robbie Glendinning	Logan Porter	Tyler Cropley	Tucker Bradley
4/18	@ Frisco	L, 4-3	Maikel Garcia	Nick Loftin	Michael Massey	Seuly Matias	Sebastian Rivero	Nate Eaton	Robbie Glendinning	Jake Means	John Rave
4/21	@ Frisco	L, 12-2	Maikel Garcia	Nick Loftin	Michael Massey	Seuly Matias	John Rave	Robbie Glendinning	Logan Porter	Jake Means	Tucker Bradley
4/22	@ Frisco	W, 11-2	Maikel Garcia	Nick Loftin	Michael Massey	Seuly Matias	Nate Eaton	Sebastian Rivero	Robbie Glendinning	Logan Porter	Jake Means
4/23	@ Frisco	W, 12-4	Maikel Garcia	Nick Loftin	Michael Massey	Robbie Glendinning	John Rave	Sebastian Rivero	Nate Eaton	Jake Means	Tucker Bradley
4/24	@ Frisco	W, 4-3	Nick Loftin	John Rave	Michael Massey	Seuly Matias	Robbie Glendinning	Nate Eaton	Logan Porter	Jake Means	Tucker Bradley
4/26	AMARILLO	L, 5-3 (11)	Maikel Garcia	Nick Loftin	Michael Massey	Seuly Matias	Sebastian Rivero	John Rave	Robbie Glendinning	Nate Eaton	Tucker Bradley
4/27	AMARILLO	W, 12-6	Maikel Garcia	Nick Loftin	Michael Massey	Seuly Matias	John Rave	Sebastian Rivero	Nate Eaton	Logan Porter	Tucker Bradley
4/28	AMARILLO	L, 9-5	Maikel Garcia	Nick Loftin	Michael Massey	Seuly Matias	Nate Eaton	Sebastian Rivero	Robbie Glendinning	Jake Means	Tucker Bradley
4/29	AMARILLO	W, 8-7	Maikel Garcia	Nick Loftin	Michael Massey	Robbie Glendinning	Nate Eaton	John Rave	Logan Porter	Jake Means	Tucker Bradley
4/30	AMARILLO	L, 7-5	Maikel Garcia	Nick Loftin	Michael Massey	John Rave	Nate Eaton	Sebastian Rivero	Logan Porter	Ryan Grotjohm	Tucker Bradley
5/1	AMARILLO	W, 9-5	Maikel Garcia	Nick Eaton	Michael Massey	Seuly Matias	Sebastian Rivero	Robbie Glendinning	John Rave	Jake Means	Tucker Bradley
5/3	@ Springfield	L, 12-5	Maikel Garcia	Nick Loftin	Michael Massey	Seuly Matias	Nate Eaton	Sebastian Rivero	Robbie Glendinning	Jake Means	John Rave
5/4	@ Springfield	W, 13-3	Maikel Garcia	Nick Loftin	Michael Massey	Seuly Matias	Nate Eaton	Sebastian Rivero	Robbie Glendinning	Logan Porter	John Rave
5/5	@ Springfield	W, 9-6	Maikel Garcia	Nick Loftin	Robbie Glendinning	Seuly Matias	Nate Eaton	Logan Porter	Jake Means	Brihet Bewley	Tucker Bradley
5/6	@ Springfield	L, 2-1	Maikel Garcia	Nick Loftin	Michael Massey	Seuly Matias	Nate Eaton	Sebastian Rivero	John Rave	Robbie Glendinning	Tucker Bradley
5/7	@ Springfield	W, 4-0	Maikel Garcia	Nick Loftin	Michael Massey	Seuly Matias	John Rave	Logan Porter	Brihet Bewley	Jake Means	Tucker Bradley
5/8	WICHITA	W, 9-4	Maikel Garcia	Nick Loftin	Michael Massey	Robbie Glendinning	John Rave	Nate Eaton	Logan Porter	Tucker Bradley	Tucker Bradley
5/10	WICHITA	W, 7-4	Maikel Garcia	Nick Loftin	Michael Massey	Seuly Matias	John Rave	Nate Eaton	Robbie Glendinning	Logan Porter	Tucker Bradley
5/11	WICHITA	L, 4-3	Maikel Garcia	John Rave	Michael Massey	Seuly Matias	Nate Eaton	Robbie Glendinning	Logan Porter	Jake Means	Tucker Bradley
5/12	WICHITA	L, 10-4	Maikel Garcia	Nick Loftin	Michael Massey	Seuly Matias	Nate Eaton	Robbie Glendinning	Logan Porter	Brihet Bewley	John Rave
5/13	WICHITA	W, 7-0	Maikel Garcia	Nick Loftin	Michael Massey	Seuly Matias	John Rave	Nate Eaton	Gavin Stupienski	Jake Means	Tucker Bradley
5/14	WICHITA	L, 7-6	Maikel Garcia	Nick Loftin	Michael Massey	Seuly Matias	Robbie Glendinning	Nate Eaton	Sebastian Rivero	Jake Means	Tucker Bradley
5/17	@ Arkansas	L, 7-6 (10)	Maikel Garcia	Nick Loftin	Michael Massey	Seuly Matias	Nate Eaton	John Rave	Robbie Glendinning	Logan Porter	Tucker Bradley
5/18	@ Arkansas	L, 5-4	Maikel Garcia	Nick Loftin	Michael Massey	Seuly Matias	Nate Eaton	Robbie Glendinning	Logan Porter	Jake Means	John Rave
5/19	@ Arkansas	L, 5-0	Maikel Garcia	Nate Eaton	Michael Massey	Seuly Matias	Robbie Glendinning	John Rave	Logan Porter	Brihet Bewley	Tucker Bradley
5/20	@ Arkansas	L, 2-1	Maikel Garcia	Nick Loftin	Michael Massey	Seuly Matias	Nate Eaton	John Rave	Jake Means	Gavin Stupienski	Tucker Bradley
5/21	@ Arkansas	W, 11-4 (8)	Maikel Garcia	Nick Loftin	Michael Massey	Logan Porter	Nate Eaton	John Rave	Robbie Glendinning	Jake Means	Tucker Bradley
5/22	@ Arkansas	W, 10-5	Maikel Garcia	Nick Loftin	Michael Massey	Robbie Glendinning	John Rave	Nate Eaton	Gavin Stupienski	Ryan Grotjohm	Tucker Bradley
5/24	@ Midland	W, 8-5	Maikel Garcia	Nick Loftin	Michael Massey	Robbie Glendinning	Nate Eaton	Seuly Matias	Logan Porter	Jake Means	John Rave
5/25	@ Midland	W, 11-3	Maikel Garcia	Nick Loftin	Michael Massey	Robbie Glendinning	Nate Eaton	Seuly Matias	Logan Porter	Jake Means	Tucker Bradley
5/26	@ Midland	W, 12-1 (10)	Maikel Garcia	Nick Loftin	Michael Massey	Robbie Glendinning	Brihet Bewley	Gavin Stupienski	Jake Means	Ryan Grotjohm	Tucker Bradley
5/27	@ Midland	W, 9-6	Maikel Garcia	Nick Loftin	Michael Massey	Robbie Glendinning	Michael Massey	Brihet Bewley	Gavin Stupienski	Jake Means	Tucker Bradley
5/28	@ Midland	W, 9-7	Nick Loftin	Brihet Bewley	Michael Massey	Robbie Glendinning	Logan Porter	Seuly Matias	Ryan Grotjohm	Jake Means	Tucker Bradley
5/29	@ Midland	L, 3-1	Maikel Garcia	Nick Loftin	Michael Massey	Robbie Glendinning	Brihet Bewley	Seuly Matias	Gavin Stupienski	Jake Means	Tucker Bradley
5/31	CORPUS CHRISTI	L, 8-7	Maikel Garcia	Nick Loftin	Michael Massey	Robbie Glendinning	Logan Porter	Seuly Matias	Ryan Grotjohm	Jake Means	Tucker Bradley
6/1	CORPUS CHRISTI	L, 6-2	Maikel Garcia	Brihet Bewley	Michael Massey	Robbie Glendinning	Logan Porter	Seuly Matias	Ryan Grotjohm	Jake Means	Tucker Bradley
6/2	CORPUS CHRISTI	W, 9-2	Maikel Garcia	Tucker Bradley	Michael Massey	Robbie Glendinning	Michael Massey	Robbie Glendinning	Gavin Stupienski	Jake Means	Parker Bates
6/3	CORPUS CHRISTI	L, 4-4	Maikel Garcia	Brihet Bewley	Michael Massey	Robbie Glendinning	Logan Porter	Seuly Matias	Ryan Grotjohm	Jake Means	Parker Bates
6/4	CORPUS CHRISTI	W, 6-5 (10)	Maikel Garcia	Tucker Bradley	Michael Massey	Robbie Glendinning	Logan Porter	Seuly Matias	John Rave	Jake Means	Parker Bates
6/5	CORPUS CHRISTI	L, 17-4	Maikel Garcia	Tucker Bradley	Michael Massey	Robbie Glendinning	John Rave	Seuly Matias	Gavin Stupienski	Jake Means	Brihet Bewley
6/6	@ Tulsa	L, 5-2	Maikel Garcia	Tucker Bradley	Michael Massey	Logan Porter	Nick Loftin	Seuly Matias	Robbie Glendinning	Jake Means	John Rave
6/8	@ Tulsa	Postponed/Rain									
6/9 G1	@ Tulsa	W, 5-2 (7)	Maikel Garcia	Nick Loftin	Michael Massey	Logan Porter	Robbie Glendinning	Seuly Matias	John Rave	Jake Means	Brihet Bewley
6/9 G2	@ Tulsa	W, 3-0 (7)	Maikel Garcia	Nick Loftin	Michael Massey	Logan Porter	John Rave	Seuly Matias	Jake Means	Gavin Stupienski	Ryan Grotjohm
6/10	@ Tulsa	W, 13-4	Maikel Garcia	Nick Loftin	Michael Massey	Logan Porter	John Rave	Seuly Matias	Tucker Bradley	Robbie Glendinning	Jake Means
6/11	@ Tulsa	L, 9-4	Maikel Garcia	Nick Loftin	Michael Massey	Logan Porter	John Rave	Robbie Glendinning	Tucker Bradley	Jake Means	Brihet Bewley
6/12	@ Tulsa	W, 7-3	Tucker Bradley	Nick Loftin	Michael Massey	Robbie Glendinning	John Rave	Jake Means	Gavin Stupienski	Brihet Bewley	Ryan Grotjohm
6/13	ARKANSAS	L, 4-3	Maikel Garcia	Nick Loftin	John Rave	Logan Porter	Robbie Glendinning	Seuly Matias	Sebastian Rivero	Robbie Glendinning	Jake Means
6/15	ARKANSAS	L, 5-4	Maikel Garcia	Nick Loftin	John Rave	Logan Porter	Robbie Glendinning	Seuly Matias	Sebastian Rivero	Robbie Glendinning	Jake Means
6/16	ARKANSAS	L, 18-3	Maikel Garcia	Nick Loftin	John Rave	Logan Porter	Robbie Glendinning	Seuly Matias	Sebastian Rivero	Ryan Grotjohm	Jake Means
6/17	ARKANSAS	L, 13-2	Maikel Garcia	Nick Loftin	John Rave	Logan Porter	Robbie Glendinning	Seuly Matias	Ryan Grotjohm	Tyler Cropley	Tucker Bradley
6/18	ARKANSAS	W, 9-0	Maikel Garcia	Nick Loftin	John Rave	Logan Porter	Robbie Glendinning	Seuly Matias	Sebastian Rivero	Jake Means	Tucker Bradley
6/19	ARKANSAS	W, 4-0	Maikel Garcia	Tucker Bradley	John Rave	Logan Porter	Robbie Glendinning	Jake Means	Tyler Cropley	Brihet Bewley	Tucker Bradley
6/21	SPRINGFIELD	L, 9-3	Maikel Garcia	Nick Loftin	John Rave	Logan Porter	Robbie Glendinning	Seuly Matias	Sebastian Rivero	Robbie Glendinning	Jake Means
6/22	SPRINGFIELD	L, 9-6	Maikel Garcia	Nick Loftin	John Rave	Logan Porter	Robbie Glendinning	Seuly Matias	Sebastian Rivero	Tyler Cropley	Tucker Bradley
6/23	SPRINGFIELD	L, 11-2	Maikel Garcia	Nick Loftin	John Rave	Logan Porter	Robbie Glendinning	Tucker Bradley	Sebastian Rivero	Jake Means	Brihet Bewley
6/24	SPRINGFIELD	L, 7-1	Maikel Garcia	Tucker Bradley	Logan Porter	Robbie Glendinning	John Rave	Seuly Matias	Sebastian Rivero	Jake Means	Ryan Grotjohm
6/25	SPRINGFIELD	L, 13-10	Nick Loftin	Tucker Bradley	Logan Porter	Robbie Glendinning	John Rave	Seuly Matias	Sebastian Rivero	Brihet Bewley	Ryan Grotjohm
6/26	@ Amarillo	L, 10-7	Maikel Garcia	Nick Loftin	Logan Porter	Robbie Glendinning	John Rave	Seuly Matias	Sebastian Rivero	Tyler Cropley	Tucker Bradley
6/28	@ Amarillo	W, 20-6	Maikel Garcia	Nick Loftin	John Rave	Logan Porter	Robbie Glendinning	Seuly Matias	Sebastian Rivero	Jake Means	Tucker Bradley
6/29	@ Amarillo	L, 10-4	Maikel Garcia	Nick Loftin	John Rave	Logan Porter	Robbie Glendinning	Seuly Matias	Sebastian Rivero	Sebastian Rivero	Tucker Bradley
6/30	@ Amarillo	L, 5-4	Maikel Garcia	Nick Loftin	John Rave	Logan Porter	Robbie Glendinning	Seuly Matias	Sebastian Rivero	Jake Means	Tyler Cropley
7/1	@ Amarillo	L, 11-10	Maikel Garcia	Nick Loftin	John Rave	Logan Porter	Robbie Glendinning	Seuly Matias	Sebastian Rivero	Jake Means	Tucker Bradley
7/2	@ Amarillo	L, 13-12	Maikel Garcia	Nick Loftin	John Rave	Logan Porter	Robbie Glendinning	Seuly Matias	Jake Means	Tyler Cropley	Brihet Bewley
7/3	@ Amarillo	W, 10-4	Maikel Garcia	Tucker Bradley	John Rave	Logan Porter	Robbie Glendinning	Seuly Matias	Jake Means	Tyler Cropley	Ryan Grotjohm
7/4	TULSA	W, 7-6 (10)	Maikel Garcia	Nick Loftin	John Rave	Logan Porter	Robbie Glendinning	Seuly Matias	Tucker Bradley	Jake Means	Tyler Cropley
7/6	TULSA	W, 12-4	Maikel Garcia	Nick Loftin	John Rave	Logan Porter	Robbie Glendinning	Seuly Matias	Sebastian Rivero	Tucker Bradley	Tucker Bradley
7/7	TULSA	L, 3-0	Maikel Garcia	Nick Loftin	John Rave	Logan Porter	Robbie Glendinning	Seuly Matias	Tucker Bradley	Jake Means	Sebastian Rivero
7/8	TULSA	L, 3-2	Maikel Garcia	Nick Loftin	John Rave	Logan Porter	Robbie Glendinning	Seuly Matias	Sebastian Rivero	Tyler Cropley	Brihet Bewley
7/9	TULSA	W, 5-3	Maikel Garcia	Nick Loftin	John Rave	Logan Porter	Robbie Glendinning	Seuly Matias	Sebastian Rivero	Sebastian Rivero	Tucker Bradley
7/10	TULSA	L, 6-3	Maikel Garcia	Tucker Bradley	Nick Loftin	John Rave	Logan Porter	Robbie Glendinning	Seuly Matias	Jake Means	Tyler Cropley
7/12	@ Corpus Christi	L, 8-3	Tucker Bradley	Nick Loftin	John Rave	Logan Porter	Robbie Glendinning	Seuly Matias	Sebastian Rivero	Jake Means	Brihet Bewley
7/13	@ Corpus Christi	L, 10-3	Tucker Bradley	Nick Loftin	John Rave	Logan Porter	Robbie Glendinning	Seuly Matias	Jake Means	Morgan McCullough	Brihet Bewley
7/14	@ Corpus Christi	L, 16-3	Tucker Bradley	Nick Loftin	John Rave	Logan Porter	Robbie Glendinning	Seuly Matias	Jake Means	Gavin Stupienski	Morgan McCullough
7/15	@ Corpus Christi	L, 11-5	Tucker Bradley	Nick Loftin	John Rave	Logan Porter	Robbie Glendinning	Seuly Matias	Jake Means	Brihet Bewley	Morgan McCullough
7/16	@ Corpus Christi	L, 12-7	Tucker Bradley	Nick Loftin	John Rave	Logan Porter	Robbie Glendinning	Seuly Matias	Jake Means	Brihet Bewley	Morgan McCullough
7/17	@ Corpus Christi	W, 16-7	Tucker Bradley	Nick Loftin	John Rave	Logan Porter	Robbie Glendinning	Seuly Matias	Jake Means	Brihet Bewley	Morgan McCullough
7/22	SPRINGFIELD	L, 11-4	Maikel Garcia	Tucker Bradley	Nick Loftin	John Rave	Logan Porter	Robbie Glendinning	Seuly Matias	Sebastian Rivero	John Rave
7/23	SPRINGFIELD	L, 7-4	Maikel Garcia	Tucker Bradley	Nick Loftin	John Rave	Logan Porter	Robbie Glendinning	Seuly Matias	Sebastian Rivero	John Rave
7/24	SPRINGFIELD	L, 11-4	Maikel Garcia	Tucker Bradley	Nick Loftin	John Rave	Logan Porter	Robbie Glendinning	Seuly Matias	Tyler Cropley	Brihet Bewley
7/26	@ Wichita	L, 9-3	Maikel Garcia	Nick Loftin	John Rave	Logan Porter	Robbie Glendinning	Seuly Matias	CJ Alexander	John Rave	Sebastian Rivero
7/27	@ Wichita	W, 0-0	Tucker Bradley	Nick Loftin	John Rave	Logan Porter	Robbie Glendinning	Seuly Matias	John Rave	Jake Means	Sebastian Rivero
7/28	@ Wichita	L, 10-2	Tucker Bradley	Nick Loftin	John Rave	Logan Porter	Robbie Glendinning	Seuly Matias	CJ Alexander	Jake Means	Tyler Cropley
7/29	@ Wichita	W, 3-2	Tucker Bradley	Nick Loftin	John Rave	Logan Porter	Robbie Glendinning	Seuly Matias	CJ Alexander	Sebastian Rivero	Jake Means
7/30	@ Wichita	L, 11-3	Tucker Bradley	Nick Loftin	John Rave	Logan Porter	Robbie Glendinning	Seuly Matias	CJ Alexander	Sebastian Rivero	Brihet Bewley
7/31	@ Wichita	L, 5-3	Tucker Bradley	Nick Loftin	John Rave	Logan Porter	Robbie Glendinning	Seuly Matias	CJ Alexander	Sebastian Rivero	Tyler Cropley
8/2	TULSA	W, 9-5	Tucker Bradley	Nick Loftin	John Rave	Logan Porter	Robbie Glendinning	Seuly Matias	Sebastian Rivero	Tyler Cropley	Jake Means
8/3	TULSA	W, 6-4	Tucker Bradley	Nick Loftin	John Rave	Logan Porter	Robbie Glendinning	Seuly Matias	CJ Alexander	Seuly Matias	Jake Means
8/4	TULSA	L, 23-7	Tucker Bradley	Nick Loftin	John Rave	Logan Porter	Robbie Glendinning	Seuly Matias	CJ Alexander	Tyler Cropley	Morgan McCullough
8/5	TULSA	L, 12-9	Tucker Bradley	Nick Loftin	John Rave	Logan Porter	Robbie Glendinning	Seuly Matias	CJ Alexander	Jake Means	Brihet Bewley
8/6	TULSA	L, 9-3	Tucker Bradley	Nick Loftin	John Rave	Logan Porter	Robbie Glendinning	Seuly Matias	John Rave	Logan Porter	Jake Means
8/7	SPRINGFIELD	W, 9-1	Tucker Bradley	Nick Loftin	John Rave	Logan Porter	Robbie Glendinning	Seuly Matias	John Rave	Logan Porter	



LF

Tucker Bradley, 81 (37-44)
John Rave, 20 (10-10)
Tyler Gentry, 18 (5-13)
Ryan Grotjohn, 4 (1-3)
Nate Eaton, 3 (2-1)
Nick Loftin, 2 (2-0)
Diego Hernández, 1 (0-1)

CF

John Rave, 56 (25-31)
Nick Loftin, 53 (20-33)
Diego Hernández, 16 (7-8)
Parker Bates, 2 (1-1)
Ryan Grotjohn, 1 (1-0)
Tucker Bradley, 1 (0-1)

RF

Seuly Matias, 65 (28-37)
Tyler Gentry, 30 (13-17)
John Rave, 15 (4-11)
Nate Eaton, 7 (3-4)
Tucker Bradley, 5 (3-2)
Diego Hernández, 4 (2-2)
Ryan Grotjohn, 2 (2-0)
Parker Bates, 1 (0-1)

SS

Maikel Garcia, 77 (31-46)
Angelo Castellano, 18 (5-13)
Morgan McCullough, 11 (4-7)
Jeison Guzmán, 7 (5-2)
Nick Loftin, 6 (4-2)
Jake Means, 5 (3-2)
Ryan Grotjohn, 4 (2-2)
Nate Eaton, 1 (1-0)

2B

Michael Massey, 46 (25-21)
Brhet Bewley, 20 (6-14)
Nick Loftin, 19 (7-12)
Robbie Glendinning, 20 (6-14)
Morgan McCullough, 12 (7-5)
Jake Means, 5 (2-3)
Ryan Grotjohn, 5 (0-5)
Angelo Castellano, 2 (2-0)

3B

Jake Means, 68 (28-40)
Nate Eaton, 23 (10-13)
Robbie Glendinning, 10 (5-5)
CJ Alexander, 10 (2-8)
Logan Porter, 6 (3-3)
Brhet Bewley, 4 (4-0)
Morgan McCullough, 4 (1-3)
Nick Loftin, 3 (1-2)
Ryan Grotjohn, 1 (1-0)

SP

Anthony Veneziano, 23 (11-12)
Alec Marsh, 23 (4-19)
Dante Biasi, 15 (9-6)
Ángel Zerpa, 13 (5-8)
Drew Parrish, 10 (5-5)
Andrew Hoffmann, 9 (4-5)
Jon Bowlan, 8 (4-4)
T.J. Sikkema, 7 (3-4)
Noah Murdock, 7 (1-6)
Will Klein, 3 (2-1)
Asa Lacy, 3 (2-1)
Marcelo Martinez, 3 (2-1)
Zack Phillips, 3 (2-1)
Zach Haake, 1 (1-0)
Walter Pennington, 1 (0-1)

1B

Robbie Glendinning, 63 (29-34)
CJ Alexander, 28 (11-17)
Logan Porter, 20 (6-14)
Jake Means, 18 (10-8)

DH

Seuly Matias, 26 (11-15)
Tyler Gentry, 17 (6-11)
Robbie Glendinning, 16 (7-9)
Tucker Bradley, 16 (6-10)
Logan Porter, 14 (4-10)
John Rave, 8 (6-2)
Michael Massey, 8 (2-6)
Nick Loftin, 6 (5-1)
Brhet Bewley, 6 (1-5)
CJ Alexander, 4 (2-2)
Nate Eaton, 2 (2-0)
Jake Means, 2 (2-0)
Ryan Grotjohn, 2 (1-1)
Diego Hernández, 1 (0-1)
Sebastian Rivero, 1 (0-1)

C

Sebastian Rivero, 40 (16-24)
Logan Porter, 35 (19-16)
Tyler Cropley, 25 (5-20)
Luca Tresh, 19 (10-9)
Gavin Stupienski, 10 (5-5)

1 Maikel Garcia, 76 (30-46) Tucker Bradley, 41 (20-21) Nick Loftin, 6 (4-2) Diego Hernández, 5 (3-2) Angelo Castellano, 1 (0-1)	2 Nick Loftin, 77 (35-42) Diego Hernández, 17 (8-9) Tucker Bradley, 13 (4-9) Tyler Gentry, 9 (4-5) John Rave, 5 (1-4) Brhet Bewley, 3 (1-2) Nate Eaton, 2 (1-1) Angelo Castellano, 2 (0-2) Maikel Garcia, 1 (1-0)	3 Michael Massey, 54 (27-27) Tyler Gentry, 45 (17-28) Logan Porter, 8 (3-5) CJ Alexander, 7 (4-3) Robbie Glendinning, 5 (3-2) John Rave, 5 (1-4) Nick Loftin, 5 (0-5)	4 Robbie Glendinning, 47 (24-23) Seuly Matias, 32 (14-18) Logan Porter, 18 (8-10) CJ Alexander, 18 (6-12) Tyler Gentry, 7 (0-7) John Rave, 4 (2-2) Jake Means, 2 (0-2) Luca Tresh, 1 (1-0)	5 John Rave, 38 (22-16) Robbie Glendinning, 26 (9-17) Nate Eaton, 19 (7-12) Logan Porter, 15 (4-11) Sebastian Rivero, 9 (4-5) CJ Alexander, 5 (2-3) Luca Tresh, 4 (3-1) Tyler Gentry, 3 (1-2) Seuly Matias, 3 (1-2) Jake Means, 5 (2-3) CJ Alexander, 4 (1-3) Jeison Guzmán, 2 (2-0) Brhet Bewley, 1 (0-0) Tucker Bradley, 1 (1-0) Jeison Guzmán, 1 (1-0) Nick Loftin, 1 (0-1)	6 Seuly Matias, 36 (16-20) John Rave, 21 (11-20) Robbie Glendinning, 13 (4-9) Sebastian Rivero, 12 (5-7) Nate Eaton, 9 (6-3) Logan Porter, 8 (5-3) Luca Tresh, 5 (3-2) Jake Means, 5 (2-3) CJ Alexander, 4 (1-3) Jeison Guzmán, 2 (2-0) Brhet Bewley, 1 (0-0) Tucker Bradley, 1 (0-1) Ryan Grotjohn, 1 (0-1) Gavin Stupienski, 1 (0-1)	7 Seuly Matias, 18 (7-11) Jake Means, 18 (7-11) Robbie Glendinning, 16 (6-10) Logan Porter, 15 (6-9) Sebastian Rivero, 10 (3-7) Luca Tresh, 8 (3-5) CJ Alexander, 7 (2-5) Ryan Grotjohn, 7 (1-6) Gavin Stupienski, 6 (4-2) Nate Eaton, 5 (4-1) John Rave, 4 (3-1) Tucker Bradley, 4 (2-2) Tyler Cropley, 4 (2-2) Brhet Bewley, 3 (2-1) Jeison Guzmán, 3 (2-1) Angelo Castellano, 1 (1-0)	8 Jake Means, 62 (30-32) Brhet Bewley, 12 (6-6) Logan Porter, 11 (6-5) Tyler Cropley, 11 (1-10) Morgan McCullough, 10 (2-8) Sebastian Rivero, 8 (4-4) Robbie Glendinning, 4 (2-2) Ryan Grotjohn, 3 (1-2) Gavin Stupienski, 3 (1-2) Seuly Matias, 2 (1-1) Angelo Castellano, 1 (0-0) Jeison Guzmán, 1 (0-1) Luca Tresh, 1 (0-1)	9 Tucker Bradley, 44 (21-23) Morgan McCullough, 15 (8-7) Angelo Castellano, 16 (6-10) John Rave, 12 (4-8) Tyler Cropley, 10 (2-8) Jake Means, 9 (5-4) Brhet Bewley, 9 (1-8) Ryan Grotjohn, 8 (5-3) Parker Bates, 3 (2-1) Sebastian Rivero, 2 (1-1) Nate Eaton, 1 (0-1)
---	---	---	---	---	---	---	--	--



PLAYER	GS	POSITION										BATTING ORDER																	
		C	1B	2B	3B	SS	LF	CF	RF	OF	DH	1ST	2ND	3RD	4TH	5TH	6TH	7TH	8TH	9TH									
Robbie Glendinning	110		64	20	10																16			5	47	26	13	16	3
Tucker Bradley	103						81	1	5	87	16	41	12			1	1	4											44
John Rave	99						20	56	15	91	8		5	5	4	38	31	4											12
Jake Means	98		18	5	68	5					2				2	2	5	18	62	9									
Seuly Matias	91									65	65	26				32	3	36	18	2									
Nick Loftin	89			19	3	6	2	53			55	6	6	77	5		1												
Maikel Garcia	77					77							76	1															
Logan Porter	75	35	20		6							14			8	18	15	8	15	11									
Tyler Gentry	65						18		30	48	17		10	45	7	3													
Michael Massey	54			46							8			54															
Sebastian Rivero	41	40									1					9	12	10	8	2									
CJ Alexander	41		27		10						4			7	18	5	4	7											
Nate Eaton	36				23	1	3		7	10	2		2			19	9	5		1									
Brhet Bewley	30			20	4						6		3			2	1	3	12	9									
Morgan McCullough	26			12	4	10														11	15								
Tyler Cropley	25	25																	4	11	10								
Diego Hernández	22						1	16	4	21	1	5	17																
Angelo Castellano	21			2		19							1	2					1	1	16								
Ryan Grotjohn	19			5	1	4	4	1	2	7	2							1	7	3	8								
Luca Tresh	19	19													1	4	5	8	1										
Gavin Stupienski	10	10															1	6	3										
Jeison Guzmán	7				7											1	2	3	1										
Parker Bates	3							2	1	3																			3

OUTFIELD ASSISTS (35)

TUCKER BRADLEY (7)	LF	6
	RF	1
NATE EATON (4)	LF	1
	RF	3
TYLER GENTRY (9)	LF	4
	RF	5
NICK LOFTIN (4)	CF	4
SEULY MATIAS (5)	RF	5
JOHN RAVE (6)	CF	6

OF LINEUP COMBOS

129 games, 128 unique lineup combinations used

MOST USED LINEUP (2x)

	PLAYER	Pos.
1	Tucker Bradley	LF
2	Nick Loftin	CF
3	Tyler Gentry	RF
4	Robbie Glendinning	1B
5	Logan Porter	C
6	CJ Alexander	3B
7	Jake Means	2B
8	Brhet Bewley	DH
9	Morgan McCullough	SS

NATURALS POSITION PRODUCTION

	AVG	AB	H	TB	2B	3B	HR	RBI	BB	SO	OBP	SLG	OPS	SAC	SF	HBP	GDP
C	.246	464	114	198	33	0	17	69	59	126	.346	.427	.773	1	3	14	9
1B	.266	482	128	222	28	0	22	99	62	156	.352	.461	.813	0	8	7	8
2B	.254	480	122	205	26	0	19	81	70	144	.349	.427	.776	3	9	5	10
3B	.220	469	103	169	27	3	11	66	64	138	.320	.360	.680	1	3	7	14
SS	.265	509	135	185	31	2	5	41	71	123	.356	.363	.719	4	3	2	11
LF	.281	488	137	209	26	2	14	70	72	111	.375	.428	.803	5	6	5	7
CF	.271	502	136	205	21	3	14	70	67	120	.360	.408	.768	6	6	6	12
RF	.273	477	130	245	19	3	30	105	62	147	.365	.514	.879	2	12	14	5
DH	.249	477	119	204	17	1	22	76	68	149	.350	.428	.778	2	6	9	4

NATURALS BATTING ORDER PRODUCTION

	AVG	AB	H	TB	2B	3B	HR	RBI	BB	SO	OBP	SLG	OPS	SAC	SF	HBP	GDP
1st	.293	540	158	234	38	1	12	57	77	114	.380	.433	.813	6	3	1	12
2nd	.278	522	145	221	23	1	17	73	68	96	.363	.423	.786	7	8	6	10
3rd	.299	512	153	247	28	0	22	107	64	131	.381	.482	.863	1	12	11	8
4th	.259	498	129	232	26	1	25	104	64	178	.348	.466	.814	0	9	9	10
5th	.218	482	105	186	20	2	19	77	68	132	.323	.386	.709	0	7	10	5
6th	.267	465	124	218	22	3	22	84	71	156	.370	.469	.839	2	5	8	6
7th	.255	463	118	194	24	2	16	69	59	154	.349	.419	.768	1	7	12	7
8th	.203	454	92	151	26	0	11	54	63	149	.310	.333	.643	2	1	8	13
9th	.240	438	105	166	23	4	10	56	62	116	.335	.379	.714	5	6	4	9



GM #	APRIL	OPPONENT	SCORE	RECORD	Pos./G+/-	WIN	LOSS	SAVE	TEMP.	1ST PITCH	TIME	ATT.	HOME ATT.	NATURALS				OPPONENT			
														R	H	E	LO	R	H	E	LO
1	4/8	@ Springfield	W, 11-8	1-0	T-1st/+1.0	A. Sottillet (1-0)	G. Black (0-1)	-	42°	6:41 PM	3:55	3,682		11	12	0	10	8	8	4	10
2	4/9	@ Springfield	L, 14-11	1-1	T-2nd/-1.0	J. Quezada (1-0)	A. Veneziano (0-1)	F. Pacheco (1)	63°	5:37 PM	3:47	3,037		11	15	2	10	14	13	2	10
3	4/10	@ Springfield	L, 10-5	1-2	T-3rd/-2.0	M. Brettell (1-0)	A. Zerpa (0-1)	-	79°	1:38 PM	2:43	2,760		5	7	2	6	10	12	1	6
4	4/12	WICHITA	W, 8-6	2-2	T-3rd/-1.0	D. Biasi (1-0)	B. Lawson (0-1)	A. Sottillet (1)	72°	7:04 PM	3:04	4,032	4,032	8	8	0	6	6	6	2	9
5	4/13	WICHITA	W, 8-5	3-2	2nd/-1.0	C. Cosby (1-0)	A. Scherff (0-1)	-	53°	7:05 PM	2:48	2,590	6,622	8	12	0	7	5	7	2	4
6	4/14	WICHITA	L, 7-1	3-3	3rd/-1.0	L. Varland (1-0)	D. Parrish (0-1)	-	64°	7:04 PM	3:03	2,655	9,277	1	5	0	7	7	7	0	7
7	4/15	WICHITA	L, 4-2	3-4	3rd/-2.0	S. Woods Richardson (1-0)	A. Veneziano (0-2)	A. Schuller (1)	73°	7:05 PM	2:25	4,404	13,681	2	5	0	6	4	9	1	9
8	4/16	WICHITA	L, 6-5 (10)	3-5	T-4th/-2.5	A. Angulo (1-0)	Z. Willeman (0-1)	S. Klimek (1)	55°	6:05 PM	3:25	3,003	16,684	5	6	2	12	6	16	4	11
9	4/17	WICHITA	L, 5-1	3-6	5th/-3.0	T. Viza (1-0)	A. Lacy (0-1)	-	52°	2:05 PM	2:37	1,950	18,634	1	10	1	9	5	7	0	5
10	4/19	@ Frisco	L, 4-3	3-7	5th/-4.0	S. Nordlin (2-1)	A. Marsh (0-1)	C. Lee (3)	70°	6:37 PM	2:37	2,162		3	2	0	7	4	9	1	10
11	4/20	@ Frisco	W, 7-2	4-7	T-4th/-4.0	D. Parrish (1-1)	A. Weems (0-1)	-	86°	6:37 PM	2:27	2,324		7	10	0	7	2	4	0	6
12	4/21	@ Frisco	L, 12-2	4-8	5th/-4.0	N. Starr (1-0)	A. Veneziano (0-3)	-	82°	6:37 PM	2:26	3,939		2	2	0	7	12	13	1	3
13	4/22	@ Frisco	W, 11-2	5-8	T-4th/-4.0	A. Zerpa (1-1)	C. Bradford (1-1)	-	84°	6:36 PM	2:30	6,222		11	8	0	4	2	8	1	10
14	4/23	@ Frisco	W, 12-4	6-8	4th/-4.0	W. Pennington (1-0)	J. Leiter (0-1)	-	82°	6:40 PM	2:39	6,777		12	12	2	7	4	10	2	8
15	4/24	@ Frisco	W, 4-3	7-8	4th/-3.0	Y. Del Rosario (1-0)	C. Rogans (0-1)	A. Sottillet (2)	75°	4:16 PM	2:21	3,208		4	9	0	9	3	6	1	6
16	4/26	AMARILLO	L, 6-5 (11)	7-9	T-4th/-3.0	J. Garcia (1-0)	W. Pennington (1-1)	B. Rogers (1)	55°	11:06 AM	3:02	3,702	22,336	6	10	0	8	5	9	1	9
17	4/27	AMARILLO	W, 12-6	8-9	4th/-3.0	A. Veneziano (1-3)	S. Cecconi (0-1)	-	68°	7:05 PM	2:28	3,073	25,409	12	15	0	9	6	11	2	7
18	4/28	AMARILLO	L, 9-5	8-10	4th/-3.0	K. Curtis (1-1)	Z. Willeman (0-2)	-	64°	7:04 PM	2:38	3,100	28,509	5	8	0	6	9	13	1	4
19	4/29	AMARILLO	W, 8-7	9-10	T-3rd/-3.0	W. Pennington (2-1)	D. Olivero (0-1)	J. Dipoto (1)	74°	7:05 PM	2:51	4,890	33,399	8	17	1	9	7	15	0	11
20	4/30	AMARILLO	L, 7-5	9-11	T-3rd/-3.0	B. Pfadt (1-1)	H. Capps (0-1)	B. Workman (1)	72°	6:06 PM	2:16	5,857	39,256	5	8	0	4	7	10	0	5

APRIL Hitting Results: .261/.357/.422 (180-for-690), 37 2B, 22 HR, 126 R, 97 BB, 32 SB // APRIL Pitching Results: 9-11, 5.98 ERA (119 ER in 179.0 IP), 3/5 SV, 194 H, 25 HR, 87 BB, 158 K, .276 AVG

GM #	MAY	OPPONENT	SCORE	RECORD	Pos./G+/-	WIN	LOSS	SAVE	TEMP.	1ST PITCH	TIME	ATT.	HOME ATT.	NATURALS				OPPONENT			
														R	H	E	LO	R	H	E	LO
21	5/1	AMARILLO	W, 9-5	10-11	3rd/-3.0	D. Parrish (2-1)	J. Vernia (0-1)	-	70°	2:04 PM	2:32	5,348	44,604	9	12	0	7	5	11	0	7
22	5/3	@ Springfield	L, 12-5	10-12	T-3rd/-3.5	D. Roach (2-1)	A. Veneziano (1-3)	-	52°	6:37 PM	2:49	3,701		5	8	2	7	12	10	2	10
23	5/4	@ Springfield	W, 13-3	11-12	T-3rd/-3.0	M. Martinez (1-0)	K. Leahy (0-4)	-	55°	7:34 PM	2:33 (:59)	3,131		13	15	0	10	3	6	1	4
24	5/5	@ Springfield	W, 9-6	12-12	3rd/-2.5	Y. Del Rosario (2-0)	G. Black (1-3)	W. Pennington (1)	61°	6:36 PM	2:42	3,125		9	17	0	12	6	8	1	4
25	5/6	@ Springfield	L, 2-1	12-13	T-3rd/-4.0	T. Pike (1-1)	H. Capps (0-2)	F. Pacheco (5)	64°	6:39 PM	2:22	3,165		1	4	1	2	2	6	0	10
26	5/7	@ Springfield	W, 4-0	13-13	3rd/-4.0	D. Parrish (3-1)	C. Lunn (2-3)	-	74°	6:05 PM	2:04	4,375		4	9	0	5	0	3	1	4
27	5/8	@ Springfield	W, 9-5	14-13	3rd/-2.5	W. Pennington (3-1)	F. Pacheco (0-1)	-	77°	6:07 PM	2:40	3,922		9	13	1	8	5	6	1	7
28	5/10	WICHITA	W, 7-4	15-13	3rd/-1.5	D. Biasi (2-0)	K. Klimek (0-1)	Y. Del Rosario (1)	84°	11:06 AM	2:35	5,620	50,224	7	11	0	5	4	7	0	11
29	5/11	WICHITA	L, 4-3	15-14	3rd/-2.5	K. Funderburk (2-0)	A. Zerpa (1-2)	A. Schuller (5)	84°	7:04 PM	2:22	2,434	52,658	3	8	2	9	4	8	2	8
30	5/12	WICHITA	L, 10-4	15-15	3rd/-3.5	L. Varland (4-1)	P. Smith (0-1)	-	85°	7:06 PM	2:30	3,825	56,483	4	8	2	4	10	11	1	9
31	5/13	WICHITA	W, 7-0	16-15	3rd/-2.5	D. Parrish (4-1)	S. Woods Richardson (2-1)	-	82°	7:05 PM	2:14	4,497	60,980	7	8	0	3	0	5	0	5
32	5/14	WICHITA	L, 7-6	16-16	3rd/-3.5	B. Gross (2-0)	H. Capps (0-3)	A. Schuller (6)	84°	6:04 PM	2:52	5,558	66,538	6	11	1	10	7	10	2	8
33	5/17	@ Arkansas	L, 7-6 (10)	16-17	3rd/-4.5	T. Kuhn (1-1)	W. Pennington (3-2)	-	81°	6:37 PM	2:53	3,374		6	12	0	10	7	10	1	6
34	5/18	@ Arkansas	L, 5-4	16-18	3rd/-5.5	T. Dollard (1-1)	A. Zerpa (1-3)	M. Stryfeler (6)	89°	6:34 PM	2:14	3,646		4	5	1	5	5	7	1	6
35	5/19	@ Arkansas	L, 5-0	16-19	4th/-6.5	C. Jones (1-2)	A. Marsh (0-2)	-	90°	6:35 PM	2:15	3,769		0	3	1	7	5	8	3	8
36	5/20	@ Arkansas	L, 2-1	16-20	4th/-6.5	J. Haberer (1-2)	D. Parrish (4-2)	T. Kuhn (3)	89°	7:04 PM	2:24	6,016		1	4	1	6	2	4	0	7
37	5/21	@ Arkansas	W, 11-4 (8)	17-20	4th/-6.0	D. Biasi (3-0)	S. Kolek (1-3)	-	75°	7:06 PM	2:54 (:30)	3,869		11	12	0	10	4	5	1	6
38	5/22	@ Arkansas	W, 10-5	18-20	3rd/-6.0	Z. Phillips (1-0)	E. Hancock (0-1)	-	62°	1:35 PM	2:44	3,807		10	11	1	6	5	8	2	8
39	5/24	@ Midland	W, 8-5	19-20	3rd/-5.5	Y. Del Rosario (3-0)	D. Leal (0-1)	Z. Willeman (1)	68°	11:02 AM	2:25	4,066		8	10	0	5	5	12	1	11
40	5/25	@ Midland	W, 11-3	20-20	3rd/-4.5	A. Marsh (1-2)	R. Cusick (1-5)	-	74°	6:33 PM	2:48	3,012		11	16	0	9	3	10	2	13
41	5/26	@ Midland	L, 2-1 (10)	20-21	3rd/-5.5	G. Acton (1-2)	Z. Phillips (1-1)	-	90°	7:02 PM	2:41	3,450		1	8	0	11	2	3	1	4
42	5/27	@ Midland	W, 14-6	21-21	3rd/-5.0	A. Sottillet (2-0)	T. Damron (1-3)	-	97°	7:01 PM	3:03	3,549		14	17	2	12	6	7	2	11
43	5/28	@ Midland	W, 9-7 (10)	22-21	3rd/-5.0	Y. Del Rosario (4-0)	C. Cohen (2-3)	-	98°	7:00 PM	2:50	3,425		9	15	0	11	7	10	1	8
44	5/29	@ Midland	L, 3-1	22-22	3rd/-5.0	M. Milburn (3-3)	A. Zerpa (1-4)	A. Briggs (2)	96°	2:02 PM	1:48	2,446		1	6	0	7	3	11	0	6
45	5/31	CORPUS CHRISTI	L, 8-7	22-23	4th/-5.0	D. West (1-0)	Y. Del Rosario (1-4)	M. Ruppenthal (1)	82°	7:04 PM	2:52	2,247	68,785	7	12	2	9	8	11	0	7

MAY Hitting Results: .286/.354/.456 (255-for-892), 53 2B, 29 HR, 160 R, 94 BB, 31 SB // MAY Pitching Results: 13-12, 4.43 ERA (108 ER in 219.1 IP), 3/6 SV, 197 H, 25 HR, 123 BB, 249 K, .239 AVG

GM #	JUNE	OPPONENT	SCORE	RECORD	Pos./G+/-	WIN	LOSS	SAVE	TEMP.	1ST PITCH	TIME	ATT.	HOME ATT.	NATURALS				OPPONENT			
														R	H	E	LO	R	H	E	LO
46	6/1	CORPUS CHRISTI	L, 6-2	22-24	4th/-5.5	J. Endersby (2-1)	D. Parrish (4-3)	-	80°	7:04 PM	2:32	2,183	70,968	2	7	0	8	6	11	0	8
47	6/2	CORPUS CHRISTI	W, 8-2	23-24	4th/-5.5	D. Biasi (4-0)	J. Melendez (0-5)	-	84°	4:04 PM	3:01	5,408	76,376	8	9	0	6	2	2	1	9
48	6/3	CORPUS CHRISTI	L, 5-4	23-25	4th/-5.5	A. Chaidze (2-0)	Y. Del Rosario (2-4)	-	75°	7:05 PM	2:34	5,659	82,035	4	7	0	7	5	9	0	8
49	6/4	CORPUS CHRISTI	W, 6-5 (10)	24-25	4th/-5.5	J. Dipoto (1-0)	D. Conn (4-2)	-	79°	6:05 PM	3:03	3,928	85,963	6	4	0	8	5	7	1	9
50	6/5	CORPUS CHRISTI	L, 17-4	24-26	4th/-6.5	J. Bravo (2-1)	A. Marsh (1-3)	-	78°	2:04 PM	3:04	2,735	88,698	4	7	3	4	17	16	0	14
51	6/7	@ Tulsa	L, 5-2	24-27	4th/-6.5	G. Stone (2-1)	N. Murdock (0-1)	-	84°	7:06 PM	2:12	4,036		2	6	0	8	5	9	0	5
52	6/9	@ Tulsa	W, 5-3 (7)	25-27	4th/-6.0	C. Chamberlain (1-0)	J. Adames (0-1)	J. Dipoto (2)	84°	5:04 PM	1:54			5	6	0	2	3	5	0	7
53	6/9	@ Tulsa	W, 3-0 (7)	26-27	4th/-5.5	A. Veneziano (2-4)	L. Knack (1-4)	-	81°</												



Table with columns: GM #, JUNE, OPPONENT, SCORE, RECORD, Pos./G+/-, WIN, LOSS, SAVE, TEMP., 1ST PITCH, TIME, ATT., HOME ATT., NATURALS (R, H, E, LO), OPPONENT (R, H, E, LO). Rows 69-71.

JUNE Hitting Results: .232/.335/.407 (197-for-848), 43 2B, 35 HR, 139 R, 112 BB, 32 SB // JUNE Pitching Results: 10-16, 6.17 ERA (156 ER in 227.0 IP), 2/4 SV, 242 H, 33 HR, 136 BB, 248 K, .270 AVG

Table with columns: GM #, JULY, OPPONENT, SCORE, RECORD, Pos./G+/-, WIN, LOSS, SAVE, TEMP., 1ST PITCH, TIME, ATT., HOME ATT., NATURALS (R, H, E, LO), OPPONENT (R, H, E, LO). Rows 72-95.

JULY Hitting Results: .267/.360/.425 (219-for-821), 52 2B, 24 HR, 134 R, 115 BB, 31 SB // JULY Pitching Results: 8-16, 6.78 ERA (156 ER in 207.0 IP), 3/4 SV, 247 H, 40 HR, 138 BB, 209 K, .294 AVG

Table with columns: GM #, AUGUST, OPPONENT, SCORE, RECORD, Pos./G+/-, WIN, LOSS, SAVE, TEMP., 1ST PITCH, TIME, ATT., HOME ATT., NATURALS (R, H, E, LO), OPPONENT (R, H, E, LO). Rows 96-121.

AUGUST Hitting Results: .246/.357/.410 (212-for-861), 36 2B, 35 HR, 149 R, 142 BB, 30 SB // AUGUST Pitching Results: 11-15, 6.76 ERA (172 ER in 229.0 IP), 4/10 SV, 260 H, 30 HR, 152 BB, 220 K, .284 AVG

Table with columns: GM #, SEPTEMBER, OPPONENT, SCORE, RECORD, Pos./G+/-, WIN, LOSS, SAVE, TEMP., 1ST PITCH, TIME, ATT., HOME ATT., NATURALS (R, H, E, LO), OPPONENT (R, H, E, LO). Rows 122-137.

SEPTEMBER Hitting Results: TBD // SEPTEMBER Pitching Results: TBD
2ND HALF Hitting Results: TBD // 2ND HALF Pitching Results: TBD



DATE	OPPONENT	RESULT	IP	H	R	ER	BB	SO	2B	3B	HR	AVG	WHIP	WP	BK	HB	GDP	IBB	TBF	SV	ERA (SEASON)
4/8	@ Springfield	W, 11-8	9.0	8	8	8	9	6	3	0	2	(.229)	(1.89)	2	0	1	0	0	45	0	8.00
4/9	@ Springfield	L, 14-11	8.0	13	14	12	12	5	2	0	1	(.361)	(3.13)	1	0	0	0	0	48	0	10.59
4/10	@ Springfield	L, 10-5	8.0	12	10	10	3	0	3	0	3	(.333)	(1.88)	2	0	1	0	0	40	0	10.80
4/12	WICHITA	W, 8-6	9.0	6	6	6	5	13	0	0	0	(.171)	(1.22)	2	0	2	0	0	42	1	9.53
4/13	WICHITA	W, 8-5	9.0	7	5	5	3	15	2	0	2	(.212)	(1.11)	1	0	0	1	0	36	0	8.58
4/14	WICHITA	L, 7-1	9.0	7	7	7	5	9	3	1	1	(.206)	(1.33)	0	0	2	0	0	41	0	8.31
4/15	WICHITA	L, 4-2	9.0	9	4	4	6	4	1	1	1	(.265)	(1.67)	0	0	0	1	0	40	0	7.67
4/16	WICHITA	L, 6-5 (10)	10.0	16	6	4	2	9	0	0	0	(.372)	(1.80)	0	0	0	2	0	46	0	7.10
4/17	WICHITA	L, 5-1	9.0	7	5	4	3	8	1	0	2	(.206)	(1.11)	0	0	0	0	0	37	0	6.75
4/19	@ Frisco	L, 4-3	8.0	9	4	4	6	7	1	0	0	(.300)	(1.88)	1	0	0	1	0	38	0	6.55
4/20	@ Frisco	W, 7-2	9.0	4	2	1	4	6	1	0	1	(.133)	(0.89)	1	0	1	2	0	35	0	6.03
4/21	@ Frisco	L, 12-2	8.0	13	12	12	2	6	3	0	3	(.382)	(1.88)	0	0	2	1	0	39	0	6.60
4/22	@ Frisco	W, 11-2	9.0	8	2	2	2	4	9	0	0	(.235)	(1.33)	1	0	0	0	0	39	0	6.24
4/23	@ Frisco	W, 12-4	9.0	10	4	3	3	7	2	0	2	(.286)	(1.44)	0	0	0	0	0	39	0	6.00
4/24	@ Frisco	W, 4-3	9.0	6	3	3	3	9	3	0	1	(.194)	(1.00)	0	0	1	1	0	36	1	5.80
4/26	AMARILLO	L, 6-5 (11)	11.0	10	6	5	3	12	1	0	0	(.244)	(1.18)	2	0	0	1	1	45	0	5.66
4/27	AMARILLO	W, 12-6	9.0	11	6	6	2	6	2	0	1	(.297)	(1.44)	2	0	0	0	0	40	0	5.68
4/28	AMARILLO	L, 9-5	9.0	13	9	9	4	5	3	1	1	(.361)	(1.89)	0	1	0	2	1	40	0	5.87
4/29	AMARILLO	W, 8-7	9.0	15	7	7	6	11	2	0	0	(.395)	(2.33)	2	0	0	2	0	45	1	5.93
4/30	AMARILLO	L, 7-5	9.0	10	7	7	2	11	2	0	3	(.278)	(1.33)	0	0	1	1	0	39	0	5.98
5/1	AMARILLO	W, 9-5	9.0	11	5	5	2	8	3	0	2	(.324)	(1.44)	0	0	1	0	0	39	0	5.94
5/3	@ Springfield	L, 12-5	8.0	10	12	12	13	8	4	0	1	(.323)	(2.88)	0	0	2	3	0	46	0	6.24
5/4	@ Springfield	W, 13-3	9.0	6	3	3	2	9	0	0	1	(.188)	(0.89)	1	0	0	1	0	34	0	6.10
5/5	@ Springfield	W, 9-6	9.0	8	6	6	4	12	4	0	2	(.242)	(1.33)	0	0	0	1	0	37	1	6.10
5/6	@ Springfield	L, 2-1	8.0	7	2	2	5	16	2	0	0	(.226)	(1.50)	0	0	0	0	0	36	0	5.96
5/7	@ Springfield	W, 4-0	9.0	3	0	0	2	8	0	0	0	(.103)	(0.56)	1	0	0	0	0	31	0	5.73
5/8	@ Springfield	W, 9-5	9.0	6	5	3	7	5	1	0	1	(.188)	(1.44)	1	0	0	1	0	39	0	5.63
5/10	WICHITA	W, 7-4	9.0	7	4	4	9	9	2	0	2	(.212)	(1.78)	0	0	0	0	0	42	1	5.57
5/11	WICHITA	L, 4-3	9.0	8	4	4	6	9	2	1	1	(.242)	(1.56)	0	0	0	1	0	39	0	5.51
5/12	WICHITA	L, 10-4	9.0	11	10	10	8	16	3	0	2	(.297)	(2.11)	2	0	1	0	0	46	0	5.66
5/13	WICHITA	W, 7-0	9.0	5	0	0	0	12	1	0	0	(.161)	(0.56)	0	0	1	0	0	32	0	5.48
5/14	WICHITA	L, 7-6	9.0	10	7	6	6	11	2	0	2	(.278)	(1.78)	0	0	0	0	0	42	0	5.49
5/15	WICHITA	Cancelled/Rain																			
5/17	@ Arkansas	L, 7-6 (10)	9.2	10	7	7	5	9	3	0	1	(.278)	(1.55)	2	0	0	3	2	41	0	5.53
5/18	@ Arkansas	L, 5-4	8.0	7	5	3	4	8	1	0	2	(.226)	(1.38)	0	1	0	0	0	35	0	5.47
5/19	@ Arkansas	L, 5-0	8.0	8	5	5	4	13	0	2	1	(.250)	(1.50)	0	0	1	0	0	37	0	5.48
5/20	@ Arkansas	L, 2-1	8.0	4	2	0	4	10	0	0	0	(.143)	(1.00)	0	0	1	0	0	33	0	5.34
5/21	@ Arkansas	W, 11-4 (8)	7.0	5	4	4	7	8	2	0	0	(.208)	(1.71)	0	0	0	0	0	31	0	5.33
5/22	@ Arkansas	W, 10-5	9.0	8	5	4	5	7	1	0	1	(.229)	(1.44)	0	0	0	0	0	40	0	5.30
5/24	@ Midland	W, 8-5	9.0	12	5	5	3	10	7	0	0	(.308)	(1.67)	0	0	1	0	0	43	1	5.29
5/25	@ Midland	W, 11-3	9.0	10	3	3	4	14	4	1	0	(.270)	(1.56)	1	0	2	0	0	43	0	5.23
5/26	@ Midland	L, 2-1 (10)	9.2	3	2	1	3	7	0	0	0	(.097)	(0.62)	1	0	0	1	0	34	0	5.12
5/27	@ Midland	W, 14-6	9.0	7	6	4	11	7	2	0	0	(.219)	(2.00)	0	0	0	1	0	44	0	5.08
5/28	@ Midland	W, 9-7 (10)	10.0	10	7	7	5	9	3	0	3	(.256)	(1.50)	0	0	0	1	0	44	0	5.12
5/29	@ Midland	L, 3-1	8.0	11	3	3	1	9	2	1	1	(.344)	(1.50)	0	0	0	2	0	33	0	5.09
5/31	CORPUS CHRISTI	L, 8-7	9.0	11	8	7	3	15	3	1	2	(.297)	(1.56)	0	0	2	1	0	42	0	5.13
6/1	CORPUS CHRISTI	L, 6-2	9.0	11	6	6	5	6	2	1	2	(.306)	(1.78)	0	0	0	2	0	41	0	5.15
6/2	CORPUS CHRISTI	W, 8-2	9.0	2	2	2	10	10	0	0	0	(.071)	(1.33)	1	1	0	1	0	38	0	5.08
6/3	CORPUS CHRISTI	L, 5-4	9.0	9	5	5	4	12	4	0	1	(.250)	(1.44)	1	1	0	0	0	40	0	5.08
6/4	CORPUS CHRISTI	W, 6-5 (10)	10.0	7	5	4	6	18	1	0	0	(.200)	(1.30)	1	0	1	1	1	43	0	5.04
6/5	CORPUS CHRISTI	L, 17-4	9.0	16	17	16	16	11	1	0	2	(.390)	(3.56)	1	0	0	1	0	58	0	5.27
6/7	@ Tulsa	L, 5-2	8.0	9	5	5	1	10	1	1	3	(.273)	(1.25)	0	0	0	0	0	34	0	5.27
6/8	@ Tulsa	Postponed/Rain																			
6/9 G1	@ Tulsa	W, 5-3 (7)	7.0	5	3	3	4	8	1	0	1	(.192)	(1.29)	0	0	1	0	0	31	1	5.25
6/9 G2	@ Tulsa	W, 3-0 (7)	7.0	3	0	0	1	5	0	0	0	(.130)	(0.57)	0	0	2	1	0	26	0	5.17
6/10	@ Tulsa	W, 13-4	9.0	6	4	4	3	11	2	0	2	(.182)	(1.00)	2	0	0	0	0	36	0	5.15
6/11	@ Tulsa	L, 9-4	8.0	15	9	9	0	12	1	0	1	(.385)	(1.88)	0	0	0	0	0	39	0	5.23
6/12	@ Tulsa	W, 7-3	9.0	7	3	2	7	10	1	0	1	(.212)	(1.56)	1	0	0	2	0	40	1	5.17
6/14	ARKANSAS	W, 7-5	9.0	7	5	5	2	11	0	0	3	(.200)	(1.00)	0	0	1	1	0	38	0	5.17
6/15	ARKANSAS	L, 5-4	9.0	14	5	4	3	5	1	1	2	(.378)	(1.89)	0	0	1	0	0	42	0	5.15
6/16	ARKANSAS	L, 18-3	9.0	13	18	15	11	12	3	1	1	(.325)	(2.67)	0	0	3	1	0	56	0	5.32
6/17	ARKANSAS	L, 13-2	9.0	14	13	13	6	6	1	1	5	(.350)	(2.22)	0	0	0	0	0	46	0	5.45
6/18	ARKANSAS	W, 9-0	9.0	4	0	0	4	12	0	0	0	(.133)	(0.89)	0	1	0	1	0	34	0	5.36
6/19	ARKANSAS	W, 4-0	9.0	4	0	0	2	9	1	0	0	(.133)	(0.67)	0	0	0	1	0	32	0	5.27
6/21	SPRINGFIELD	L, 5-3	9.0	6	5	3	6	6	1	0	1	(.207)	(1.33)	0	0	0	2	0	38	0	5.23
6/22	SPRINGFIELD	L, 9-6	9.0	11	9	9	9	8	2	0	1	(.314)	(2.22)	0	1	2	2	0	47	0	5.28
6/23	SPRINGFIELD	L, 11-2	9.0	12	11	8	5	9	2	1	1	(.293)	(1.89)	0	0	2	0	0	48	0	5.34
6/24	SPRINGFIELD	L, 7-1	9.0	12	7	6	5	8	6	0	1	(.333)	(1.89)	1	0	0	2	0	41	0	5.25
6/25	SPRINGFIELD	L, 13-10	9.0	17	13	13	5	5	2	0	3	(.425)	(2.44)	0	1	1	3	0	47	0	5.46
6/26	SPRINGFIELD	L, 8-2	9.0	9	8	8	8	10	2	0	0	(.257)	(1.89)	1	0	1	0	0	45	0	5.50



DATE	OPPONENT	RESULT	AB	R	H	RBI	2B	3B	HR	TB	BB	SO	IBB	SB	CS	HBP	SAC	SF	GDP	LOB	AVG (SEASON)
4/8	@ Springfield	W, 11-8	40	11	12	9	2	0	0	14	8	8	0	3	0	0	0	0	2	10	.300
4/9	@ Springfield	L, 14-11	39	11	15	9	2	0	0	17	7	8	0	0	1	0	0	2	1	10	.342
4/10	@ Springfield	L, 10-5	30	5	7	5	2	0	1	12	5	8	0	0	0	1	0	2	3	6	.312
4/12	WICHITA	W, 8-6	34	8	8	6	2	1	0	12	4	7	0	3	0	0	0	0	1	6	.294
4/13	WICHITA	W, 8-5	32	8	12	7	3	1	0	17	5	8	0	0	0	0	1	1	0	7	.309
4/14	WICHITA	L, 7-1	32	1	5	1	1	0	0	6	2	15	0	1	0	1	0	0	0	7	.285
4/15	WICHITA	L, 4-2	32	2	5	1	1	1	0	8	3	5	0	0	1	0	0	0	0	6	.268
4/16	WICHITA	L, 6-5 (10)	35	5	6	5	0	0	0	6	9	12	1	2	0	1	0	1	0	12	.255
4/17	WICHITA	L, 5-1	35	1	10	1	0	0	0	10	2	9	0	4	0	0	0	0	1	9	.259
4/19	@ Frisco	L, 4-3	29	3	2	3	0	0	1	5	6	6	0	2	0	1	1	0	0	7	.243
4/20	@ Frisco	W, 7-2	35	7	10	7	1	0	3	20	6	11	0	1	0	0	0	0	1	7	.247
4/21	@ Frisco	L, 12-2	27	2	2	2	0	0	2	8	9	12	0	4	0	0	0	2	7	.235	
4/22	@ Frisco	W, 11-2	35	11	8	10	3	0	2	17	6	9	0	0	0	1	0	0	0	4	.234
4/23	@ Frisco	W, 12-4	41	12	12	11	4	0	3	25	5	11	0	2	0	0	0	0	0	7	.239
4/24	@ Frisco	W, 4-3	36	4	9	2	1	0	1	13	4	9	0	3	1	0	0	0	0	9	.240
4/26	AMARILLO	L, 6-5 (11)	39	5	9	5	3	0	1	15	3	9	0	0	0	1	1	1	0	9	.240
4/27	AMARILLO	W, 12-6	37	12	15	11	3	0	3	27	3	9	0	1	0	3	0	2	0	9	.250
4/28	AMARILLO	L, 9-5	31	5	8	4	1	0	1	12	5	9	0	4	1	1	1	0	1	6	.250
4/29	AMARILLO	W, 8-7	36	8	17	8	5	1	1	27	4	8	0	1	1	1	0	0	2	9	.263
4/30	AMARILLO	L, 7-5	35	5	8	5	3	0	3	20	1	10	0	1	0	0	0	0	0	4	.261
5/1	AMARILLO	W, 9-5	34	9	12	8	2	0	3	23	3	9	0	2	0	1	1	1	0	7	.265
5/3	@ Springfield	L, 12-5	36	5	8	5	2	1	0	12	2	9	0	0	0	0	0	1	0	7	.263
5/4	@ Springfield	W, 13-3	40	13	15	13	5	0	1	23	9	11	0	0	1	1	0	0	1	1	.269
5/5	@ Springfield	W, 9-6	43	9	17	9	1	1	4	32	3	7	0	2	0	0	1	1	0	12	.275
5/6	@ Springfield	L, 2-1	28	1	4	1	0	0	0	4	1	10	0	0	2	0	0	1	0	2	.271
5/7	@ Springfield	W, 4-0	33	4	9	4	1	1	0	12	3	8	0	2	1	0	0	0	1	5	.271
5/8	@ Springfield	W, 9-5	37	9	13	8	2	0	2	21	4	3	1	0	0	0	1	2	1	8	.274
5/10	WICHITA	W, 7-4	30	7	11	7	2	0	2	19	3	7	0	1	1	1	1	1	1	5	.277
5/11	WICHITA	L, 4-3	36	3	8	3	0	0	1	11	3	10	0	2	0	0	0	0	1	9	.275
5/12	WICHITA	L, 10-4	35	4	8	4	3	0	1	14	0	10	0	0	0	0	0	0	0	4	.274
5/13	WICHITA	W, 7-0	32	7	8	7	1	0	2	15	2	9	0	5	0	0	0	0	0	3	.273
5/14	WICHITA	L, 7-6	39	6	11	5	4	0	1	18	4	13	0	1	0	0	0	0	0	10	.273
5/15	WICHITA	Cancelled/Rain																			
5/17	@ Arkansas	L, 7-6 (10)	40	6	12	6	4	0	0	16	5	8	0	0	1	0	0	0	2	10	.274
5/18	@ Arkansas	L, 5-4	32	4	5	2	1	0	0	6	3	10	0	2	0	0	1	0	0	5	.271
5/19	@ Arkansas	L, 5-0	31	0	3	0	0	0	0	3	1	10	0	1	0	2	0	0	3	7	.266
5/20	@ Arkansas	L, 2-1	30	1	4	1	0	0	0	4	3	9	0	1	0	0	0	1	0	6	.263
5/21	@ Arkansas	W, 11-4 (8)	33	11	12	11	1	0	1	16	6	5	0	5	0	2	1	2	0	10	.266
5/22	@ Arkansas	W, 10-5	37	10	11	10	2	1	2	21	4	10	0	1	0	1	1	0	2	6	.267
5/24	@ Midland	W, 8-5	36	8	10	8	2	0	2	18	4	9	0	1	0	0	0	0	1	5	.267
5/25	@ Midland	W, 11-3	40	11	16	10	3	1	2	27	5	6	0	1	0	0	0	2	2	9	.271
5/26	@ Midland	L, 2-1 (10)	36	1	8	1	2	0	0	10	3	11	1	0	0	1	0	1	1	11	.269
5/27	@ Midland	W, 14-6	45	14	17	12	5	0	1	25	8	5	0	2	0	0	0	0	1	12	.272
5/28	@ Midland	W, 9-7 (10)	43	9	15	8	5	1	2	28	5	12	1	0	0	0	1	0	0	11	.274
5/29	@ Midland	L, 3-1	31	1	6	1	2	0	1	11	4	7	0	1	0	0	0	0	1	7	.273
5/31	CORPUS CHRISTI	L, 8-7	35	7	12	7	3	0	1	18	6	14	0	1	1	0	0	2	0	9	.274
6/1	CORPUS CHRISTI	L, 6-2	32	2	7	2	4	0	0	11	4	8	0	0	0	0	0	1	1	8	.273
6/2	CORPUS CHRISTI	W, 8-2	31	8	9	6	1	0	0	10	7	11	0	4	0	0	0	0	3	6	.274
6/3	CORPUS CHRISTI	L, 5-4	34	4	7	4	1	0	2	14	3	15	0	0	0	1	0	0	0	7	.272
6/4	CORPUS CHRISTI	W, 6-5 (10)	33	6	4	5	0	0	2	10	7	13	0	1	0	1	1	0	0	8	.269
6/5	CORPUS CHRISTI	L, 17-4	33	4	7	4	1	0	2	14	2	14	0	0	0	0	0	0	0	4	.268
6/7	@ Tulsa	L, 5-2	33	2	6	2	1	0	1	10	3	17	0	0	0	1	0	0	0	8	.267
6/8	@ Tulsa	Postponed/Rain																			
6/9 G1	@ Tulsa	W, 5-3 (7)	26	5	6	4	1	0	2	13	1	7	0	4	1	1	0	0	0	2	.267
6/9 G2	@ Tulsa	W, 3-0 (7)	26	3	5	2	2	0	0	7	4	10	0	1	0	0	0	0	0	6	.266
6/10	@ Tulsa	W, 13-4	34	13	11	13	0	0	3	20	9	8	0	5	2	3	0	1	1	7	.267
6/11	@ Tulsa	L, 9-4	36	4	8	4	1	0	1	12	3	9	0	0	0	0	0	0	1	8	.266
6/12	@ Tulsa	W, 7-3	38	7	11	7	3	0	0	14	4	13	0	1	0	0	0	1	0	9	.266
6/14	ARKANSAS	W, 7-5	30	7	7	6	1	0	1	11	4	6	0	3	0	1	0	0	0	4	.266
6/15	ARKANSAS	L, 5-4	36	4	11	4	5	0	0	16	2	8	0	0	0	1	0	2	0	10	.266
6/16	ARKANSAS	L, 18-3	34	3	7	3	2	0	1	12	3	6	0	0	0	0	0	0	0	7	.265
6/17	ARKANSAS	L, 13-2	31	2	4	2	3	0	1	10	3	6	0	0	0	0	0	0	0	5	.263
6/18	ARKANSAS	W, 9-0	26	9	4	9	1	0	1	8	9	8	0	2	0	3	0	1	1	6	.262
6/19	ARKANSAS	W, 4-0	29	4	8	4	2	0	0	10	5	4	0	3	1	4	1	0	1	11	.262
6/21	SPRINGFIELD	L, 5-3	33	3	7	3	3	0	0	10	8	12	0	0	0	0	0	0	1	11	.261
6/22	SPRINGFIELD	L, 9-6	36	6	11	5	2	0	2	19	1	7	0	3	0	3	2	0	0	9	.262
6/23	SPRINGFIELD	L, 11-2	30	2	3	2	1	0	0	1	7	3	0	0	0	0	0	0	0	4	.260
6/24	SPRINGFIELD	L, 7-1	32	1	6	0	0	0	0	6	4	10	0	1	0	0	0	0	1	8	.259
6/25	SPRINGFIELD	L, 13-10	37	10	11	9	1	0	3	21	2	10	0	1	0	0	0	1	0	3	.260
6/26	SPRINGFIELD	L, 8-2	34	2	8	1	0	0	1	11	2	10	0	0	0	1	0	0	2	8	.259



HITTING

SERIES	OPPONENT	DATES	AVG	G	AB	R	H	TB	2B	3B	HR	RBI	BB	IBB	SO	SB	CS	OBP	SLG	OPS	PA	SAC	SF	HBP	GIDP
SERIES 1	@ Springfield	4/8 - 4/10	.312	3	109	27	34	43	6	0	1	23	20	0	24	3	1	.410	.394	.804	134	0	4	1	6
SERIES 2	WICHITA	4/12 - 4/17	.230	6	200	25	46	59	7	3	0	21	25	1	56	10	1	.319	.295	.614	230	1	2	2	2
SERIES 3	@ Frisco	4/19 - 4/24	.212	6	203	39	43	88	9	0	12	35	36	0	58	12	1	.336	.433	.769	242	1	0	2	3
SERIES 4	AMARILLO	4/26 - 5/1	.325	6	212	44	69	124	17	1	12	41	19	0	54	9	2	.393	.585	.978	245	3	4	7	3
SERIES 5	@ Springfield	5/3 - 5/8	.304	6	217	41	66	104	11	3	7	40	22	1	48	4	4	.363	.479	.842	247	2	5	1	3
SERIES 6	WICHITA	5/10 - 5/15	.267	5	172	27	46	77	10	0	7	26	12	0	49	9	1	.317	.448	.765	187	1	1	1	2
SERIES 7	@ Arkansas	5/17 - 5/22	.232	6	203	32	47	66	8	1	3	30	22	0	52	10	1	.318	.325	.643	236	3	3	5	7
SERIES 8	@ Midland	5/24 - 5/29	.307	6	231	44	71	118	19	2	8	40	29	2	50	5	0	.383	.511	.894	265	1	3	1	6
SERIES 9	CORPUS CHRISTI	5/31 - 6/5	.232	6	198	31	46	77	10	0	7	28	29	0	75	6	1	.332	.389	.721	233	1	3	2	4
SERIES 10	@ Tulsa	6/7 - 6/12	.244	6	193	34	47	76	8	0	7	32	24	0	64	11	3	.339	.394	.733	224	0	2	5	2
SERIES 11	ARKANSAS	6/14 - 6/19	.220	6	186	29	41	67	14	0	4	28	26	0	38	8	1	.339	.360	.699	225	1	3	9	2
SERIES 12	SPRINGFIELD	6/21 - 6/26	.228	6	202	24	46	74	7	0	7	20	20	0	52	5	0	.308	.366	.674	229	2	1	4	4
SERIES 13	@ Amarillo	6/28 - 7/3	.305	6	210	60	64	141	18	1	19	57	42	0	55	7	3	.421	.671	1.092	259	0	4	3	10
SERIES 14	TULSA	7/4 - 7/10	.255	6	200	30	51	72	12	0	3	24	34	1	64	17	1	.361	.360	.721	241	3	3	1	1
SERIES 15	@ Corpus Christi	7/12 - 7/17	.265	6	211	41	56	93	11	1	8	38	27	0	67	4	5	.361	.441	.802	245	0	1	5	2
SERIES 16	SPRINGFIELD	7/22 - 7/24	.255	3	106	12	27	42	9	0	2	9	8	0	24	1	0	.313	.396	.709	116	1	0	1	2
SERIES 17	@ Wichita	7/26 - 7/31	.253	6	198	19	50	70	9	1	3	18	23	0	59	5	2	.335	.354	.689	229	1	3	3	6
SERIES 18	TULSA	8/2 - 8/7	.275	6	207	41	57	96	9	0	10	35	38	0	62	7	3	.401	.464	.865	253	0	1	6	2
SERIES 19	@ Arkansas	8/9 - 8/14	.177	6	192	18	34	54	2	0	6	17	18	0	71	4	3	.249	.281	.530	213	0	2	1	0
SERIES 20	SAN ANTONIO	8/16 - 8/21	.268	6	209	46	56	96	13	0	9	42	39	1	52	10	3	.381	.459	.840	258	1	6	3	0
SERIES 21	SPRINGFIELD	8/23 - 8/28	.263	6	190	35	50	79	8	0	7	35	36	0	46	6	1	.381	.416	.797	237	1	6	4	5
SERIES 22	@ Tulsa	8/30 - 9/4	.235	6	179	25	42	74	9	1	7	25	31	3	60	11	2	.349	.413	.762	213	1	1	1	8
SERIES 23	@ Wichita	9/6 - 9/11																							
SERIES 24	FRISCO	9/13 - 9/18																							

PITCHING

SERIES	OPPONENT	DATES	W	L	ERA	G	CG	SHO	HLD	SV	SVO	IP	H	R	ER	HR	HB	BB	IBB	SO	AVG	WP	BK	GIDP	TBF	WHIP
SERIES 1	@ Springfield	4/8 - 4/10	1	2	10.80	3	0	0	0	0	0	25.0	33	32	30	6	2	24	0	11	.308	5	0	2	133	2.28
SERIES 2	WICHITA	4/12 - 4/17	2	4	4.91	6	0	0	1	1	2	55.0	52	33	30	6	4	24	0	58	.244	3	0	4	242	1.38
SERIES 3	@ Frisco	4/19 - 4/24	4	2	4.33	6	0	0	2	1	1	52.0	50	27	25	8	4	22	0	44	.258	3	0	5	226	1.38
SERIES 4	AMARILLO	4/26 - 5/1	3	3	6.27	6	0	0	1	1	2	56.0	70	40	39	7	2	19	2	53	.315	6	1	6	248	1.59
SERIES 5	@ Springfield	5/3 - 5/8	4	2	4.50	6	0	1	1	1	2	52.0	40	28	26	5	2	33	0	58	.213	3	0	6	223	1.40
SERIES 6	WICHITA	5/10 - 5/15	2	3	4.80	5	0	1	1	1	1	45.0	40	25	24	7	2	29	0	57	.235	2	0	1	201	1.53
SERIES 7	@ Arkansas	5/17 - 5/22	2	4	4.17	6	0	0	0	0	1	49.2	42	28	23	5	2	29	2	55	.226	2	1	3	217	1.43
SERIES 8	@ Midland	5/24 - 5/29	4	2	3.79	6	0	0	1	1	2	54.2	53	26	23	4	3	27	0	56	.252	2	0	5	241	1.46
SERIES 9	CORPUS CHRISTI	5/31 - 6/5	2	4	6.55	6	0	0	0	0	0	55.0	56	43	40	7	3	44	1	72	.263	4	2	6	262	1.82
SERIES 10	@ Tulsa	6/7 - 6/12	4	2	4.31	6	1	1	0	2	2	48.0	45	24	23	8	3	16	0	56	.241	3	0	3	206	1.27
SERIES 11	ARKANSAS	6/14 - 6/19	3	3	6.17	6	0	2	1	0	1	54.0	56	41	37	11	5	28	0	55	.264	0	1	4	248	1.56
SERIES 12	SPRINGFIELD	6/21 - 6/26	0	6	7.83	6	0	0	1	0	1	54.0	67	53	47	7	6	38	0	46	.310	2	2	9	266	1.94
SERIES 13	@ Amarillo	6/28 - 7/3	2	4	7.11	6	0	0	0	0	0	50.2	60	49	40	11	7	32	0	60	.290	4	0	2	248	1.96
SERIES 14	TULSA	7/4 - 7/10	3	3	4.09	6	0	0	0	1	2	55.0	59	25	25	10	1	27	0	57	.271	2	2	3	248	1.56
SERIES 15	@ Corpus Christi	7/12 - 7/17	2	4	9.00	6	0	0	0	1	1	50.0	75	58	50	7	10	32	0	51	.341	7	0	2	264	2.14
SERIES 16	SPRINGFIELD	7/22 - 7/24	0	3	7.67	3	0	0	0	0	0	27.0	28	29	23	5	3	21	1	25	.267	1	0	4	130	1.81
SERIES 17	@ Wichita	7/26 - 7/31	2	4	6.12	6	0	1	1	1	1	50.0	54	37	34	9	8	39	0	50	.277	9	0	3	245	1.86
SERIES 18	TULSA	8/2 - 8/7	3	3	8.33	6	0	0	0	2	4	54.0	61	54	50	13	1	33	0	65	.280	9	0	5	255	1.74
SERIES 19	@ Arkansas	8/9 - 8/14	1	5	5.51	6	0	0	1	0	0	49.0	57	40	30	3	7	35	0	44	.289	6	1	5	242	1.88
SERIES 20	SAN ANTONIO	8/16 - 8/21	3	3	6.55	6	0	0	1	0	1	55.0	64	47	40	4	6	42	0	43	.296	4	2	3	272	1.93
SERIES 21	SPRINGFIELD	8/23 - 8/28	3	3	7.17	6	0	0	1	1	3	54.0	61	47	43	7	3	36	0	50	.277	4	0	2	260	1.80
SERIES 22	@ Tulsa	8/30 - 9/4	3	3	5.36	6	0	0	0	3	4	47.0	50	37	28	7	1	22	0	44	.267	1	0	3	211	1.53
SERIES 23	@ Wichita	9/6 - 9/11																								
SERIES 24	FRISCO	9/13 - 9/18																								

SERIES WINS: 4 (All on road)

SERIES LOSSES: 11 (5 at home, 6 on road)

SERIES SPLITS: 7 (6 at home, 1 on road)



THE LAST TIME THE NATURALS...

Table listing various baseball statistics and their last occurrence dates for the Northwest Arkansas Naturals.

THE LAST TIME A NATURALS HITTER...

Table listing various baseball statistics and their last occurrence dates for Northwest Arkansas Naturals hitters.

THE LAST TIME A NATURALS PITCHER...

Table listing various baseball statistics and their last occurrence dates for Northwest Arkansas Naturals pitchers.