



# GAME NOTES

## NORTHWEST ARKANSAS NATURALS

3000 GENE GEORGE BLVD • SPRINGDALE, AR 72762 • PH: 479.927.4900 • FAX: 479.756.8088

WWW.NWANATURALS.COM /NATURALS NWANATURALS @NWANATURALS

### NORTHWEST ARKANSAS NATURALS (24-26) @ TULSA DRILLERS (28-20)

RHP Noah Murdock (Double-A Debut) @ RHP Gavin Stone (1-1, 0.56 ERA)

Tuesday, June 7th, 2022 • 7:05 PM (CT) First Pitch • ONEOK Field • Tulsa, Oklahoma

Game 51 of 137 • Road Game 28 of 69 • Road Record: 15-12 • Night Game Record: 18-21 • North Division Record: 11-15

Streak: L1 • Last 5: 2-3 • Last 10: 4-6 • Home Record: 9-14 • Day Game Record: 6-5 • South Division Record: 13-11

Listen: [www.milb.com/northwest-arkansas/fans/audio-listen-live](http://www.milb.com/northwest-arkansas/fans/audio-listen-live) • Watch: MiLB.tv



### UPCOMING GAMES & PITCHING PROBABLES

Wednesday, June 8, 2022	@ Tulsa	12:05 p.m. CT	LHP Dante Biasi (4-0, 4.19 ERA) @ RHP Clayton Beeter (0-2, 5.40 ERA)
Thursday, June 9, 2022	@ Tulsa	7:05 p.m. CT	LHP Anthony Veneziano (1-4, 7.54 ERA) @ RHP Landon Knack (1-3, 4.26 ERA)
Friday, June 10, 2022	@ Tulsa	7:05 p.m. CT	RHP Alec Marsh (1-3, 6.10 ERA) @ RHP Bobby Miller (2-1, 4.38 ERA)

### BY THE NUMBERS

(UNDERLINE INDICATES MLB LEADER) (BOLD INDICATES DOUBLE-A LEADER) (ITALICS INDICATES DOUBLE-A WORST)

<b>N</b>	<b>T</b>	<b>N</b>	<b>T</b>
.268 (4th) < <b>AVG</b>	.257 (6th)	5.27 (6th)	ERA > 5.15 (5th)
310 (2nd) < <b>R</b>	268 (9th)	1.55 (7th)	WHIP > 1.39 (2nd)
468 (3rd) < <b>H</b>	408 (8th)	.256 (6th)	AVG > .241 (3rd)
57 (7th)	HR > 75 (2nd)	444.1 (5th) < <b>IP</b>	412.2 (10th)
214 (6th)	BB > 215 (5th)	436 (6th)	H > 376 (2nd)
466 (8th)	K > 419 (7th)	282 (6th)	R > 259 (3rd)
68 (4th) < <b>SB</b>	19 (10th)	55 (4th) < <b>HR</b>	56 (5th)
.351 (7th)	OBP > .354 (7th)	251 (9th)	BB > 198 (2nd)
.433 (5th)	SLG > .462 (2nd)	464 (6th) < <b>K</b>	440 (7th)
.784 (6th)	OPS > .816 (2nd)	2 (14th)	SHO > 3 (7th)

### SERIES HISTORY

NWA ALL-TIME vs. Drillers	182-200 (.476)
NWA ALL-TIME in Springdale	100-92 (.521)
NWA ALL-TIME in Tulsa	82-108 (.432)

2022 vs. Drillers	
2022 in Springdale	
2022 in Tulsa	

DATE	H/R	SCORE	WIN	LOSS	SAVE
6/7/22	R				
6/8/22	R				
6/9/22	R				
6/10/22	R				
6/11/22	R				
6/12/22	R				
7/4/22	H				
7/6/22	H				
7/7/22	H				
7/8/22	H				
7/9/22	H				
7/10/22	H				
8/2/22	H				
8/3/22	H				
8/4/22	H				
8/5/22	H				
8/6/22	H				
8/7/22	H				
8/30/22	R				
8/31/22	R				
9/1/22	R				
9/2/22	R				
9/3/22	R				
9/4/22	R				

### NATURALS PR DEPARTMENT • NATURALSPR@GMAIL.COM

Dustin Dethlefs – Director, Marketing & PR – [dustin@nwanaturals.com](mailto:dustin@nwanaturals.com)  
 Nicholas Badders – Broadcaster/Media Relations/Baseball Ops – [nicholas@nwanaturals.com](mailto:nicholas@nwanaturals.com)  
 Adam Annaratore – Creative Services Coordinator – [adam@nwanaturals.com](mailto:adam@nwanaturals.com)  
 Kelsey Chanler – Marketing and Creative Services Assistant – [kelsey@nwanaturals.com](mailto:kelsey@nwanaturals.com)

### SUNDAY'S GAME

	1	2	3	4	5	6	7	8	9	R	H	E	LO
Corpus Christi	2	2	4	0	2	0	2	3	2	17	16	0	14
NW Arkansas	0	0	0	2	0	0	0	2	0	4	7	3	4

Win: Jose Bravo (2-1)

Loss: Alec Marsh (1-3)

Save: None

- SPRINGDALE, AR** – The Northwest Arkansas Naturals were unable to secure a series split with the Corpus Christi Hooks, dropping Sunday's series finale 17-4 at Arvest Ballpark, the largest margin of defeat this season.
- Corpus Christi scored at least two runs in seven of the game's nine innings, tagging every Naturals pitcher for at least two runs, two hits and two walks.
  - The Hooks totaled 17 runs on 16 hits and 16 walks off Naturals pitching, as Northwest Arkansas had to use six pitchers to finish the game ... 16 walks broke the franchise record previously tied on May 3 @ Springfield.
  - Combined, Naturals pitchers did also strike out 11, though, including five from starter **Alec Marsh** across 2.0 innings of work, as he maintained his league lead in strikeouts, coming one off the Double-A lead.
  - Down 8-0 heading into the fourth inning, Northwest Arkansas was finally able to crack onto the scoreboard, as **Maikel Garcia** doubled off the wall to begin the inning and scored moments later on an opposite-field two-run home run from **Tucker Bradley**, Bradley's sixth homer this year.
  - Garcia was replaced defensively at shortstop in the seventh by **Ryan Grotjohn**, who left the yard for the second time this season in his lone trip to the plate, a two-run home run to left field that scored **Jake Means** to give the Naturals their final runs of the game.
  - Bradley and **Michael Massey** followed Grotjohn with back-to-back hits, but Northwest Arkansas was unable to close the deficit any further Sunday afternoon.

### NATURALS HITTING LEADERS

GAMES	Garcia & Massey (48)
AT-BATS	Michael Massey (198)
RUNS	Maikel Garcia (39)
HITS	Michael Massey (64)
TOTAL BASES	Michael Massey (102)
DOUBLES	Garcia & Massey (114)
TRIPLES	Tucker Bradley (3)
HOME RUNS	Seuly Matias (9)
RUNS BATTED IN	^ Michael Massey (46)
WALKS	Maikel Garcia (31)
STRIKEOUTS	Seuly Matias (64)
STOLEN BASES	Maikel Garcia (16)
BATTING AVERAGE	Logan Porter (.333)
ON-BASE %	Logan Porter (.462)
SLUGGING %	Logan Porter (.547)
OPS	Logan Porter (1.009)

### NATURALS PITCHING LEADERS

WINS	Three Tied (4)
LOSSES	Veneziano & Zepa (4)
ERA	Drew Parrish (2.13)
GAMES	Three Tied (16)
STARTS	* Marsh & Parrish (10)
COMPLETE GAMES	
GAMES FINISHED	Zach Willeman (12)
SAVES	Andres Sotillet (2)
INNINGS	* Drew Parrish (55.0)
HITS	Angel Zepa (51)
RUNS	Anthony Veneziano (31)
EARNED RUNS	Anthony Veneziano (31)
HOME RUNS	Anthony Veneziano (9)
HIT BATTERS	Drew Parrish (5)
WALKS	Anthony Veneziano (28)
STRIKEOUTS	* Alec Marsh (72)

\* INDICATES LEAGUE LEADER // ^ INDICATES DOUBLE-A LEADER

### THIS DAY IN NATURALS HISTORY

#### The Naturals are 3-10 all-time when playing on June 7

On June 7, 2012, the Northwest Arkansas Naturals beat the Arkansas Travelers, 6-5 in 10 innings at Arvest Ballpark. The Travs scored a run in the top of the 9th to tie the game at five, but after **Brendan Lafferty** and **Bryan Paukovits** combined for a scoreless top of the 10th, **Yem Prades** singled home **Paulo Orlando** with two outs for the second of 10 walkoff wins in 2012. All nine Naturals in the starting lineup had at least one hit, while Prades had three from the leadoff spot in the batting order. **Buddy Baumann** produced a sensation effort out of the bullpen, throwing four hitless and scoreless innings, while striking out two.

### HOME/AWAY

Home Games	9-14
Away Games	15-12

### TIME OF DAY

Night Games	18-21
Day Games	6-5

### MONTH

April	9-11
May	13-12
June	2-3
July	
August	
September	

### OPPONENT

vs. Amarillo	3-3
vs. Arkansas	2-4
vs. Corpus Christi	2-4
vs. Frisco	4-2
vs. Midland	4-2
vs. San Antonio	
vs. Springfield	5-4
vs. Tulsa	
vs. Wichita	4-7

### DAY OF THE WEEK

on Monday	
on Tuesday	3-5
on Wednesday	5-3
on Thursday	2-6
on Friday	5-4
on Saturday	5-4
on Sunday	4-4

### LAST WEEK'S HOMESTAND

Record	2-4
Team Batting Average	(.232)
Home Runs	7
Runs/Runs Per Game	31/5.17
Team ERA	6.55
Strikeouts	72
Saves/Opportunities	0/0

## THIS WEEK IN NATURALS BASEBALL

MONDAY	TUESDAY	WEDNESDAY	THURSDAY	FRIDAY	SATURDAY	SUNDAY
6/6 OFF	6/7 @ Tulsa 7:05 PM	6/8 @ Tulsa 12:05 PM	6/9 @ Tulsa 7:05 PM	6/10 @ Tulsa 7:05 PM	6/11 @ Tulsa 7:05 PM	6/12 @ Tulsa 1:05 PM



## FOLLOW THE LEADER

Manager Chris Widger enters his first season at the helm of the Naturals, after previous stops in *Advanced Rookie* Burlington (2019) and *High-A* Quad Cities (2021) managing Royals affiliates.

- 17 of the Naturals' 27 active players played for Widger with the Quad Cities River Bandits last season.
- 10 of the Naturals' 27 active players played under Widger with the Burlington Royals, then in Quad Cities and now in Northwest Arkansas: **Dante Biasi, Jonah Dipoto, Maikel Garcia, Michael Massey, Jake Means, Noah Murdock, Zack Phillips, Logan Porter, John Rave** and **Ángel Zerpa**.

## WALK THIS WAY

The Naturals pitching staff struggled with location in Sunday's loss, walking a franchise-record 16 batters in the 17-4 defeat to Corpus Christi.

- Each of the first five Naturals pitchers used in the game each walked at least two hitters, with starter Alec Marsh and reliever Walter Pennington each walking four ... all nine Hooks hitters drew at least one walk, including four multi-walk games.
- Sunday's game was the fifth this season where Naturals pitching has walked at least 10 batters, the second time this week against a Corpus Christi team that walks more than any other in the Texas League.
- The previous record was 13 walks, which had happened twice, first on April 9, 2015 @ Midland and most recently on May 3 @ Springfield ... the Naturals have twice walked 12+ against the Cardinals, also on April 9 (12).

## EXTREME ENDS OF THE SPECTRUM

When looking at the Naturals' numbers one game to the next, it appears rather black and white with what leads to a win or loss.

- When scoring six runs or more, the Naturals are 22-4, while when scoring five runs or less, just 2-22.
- The Naturals are 17-5 when recording 10 hits or more, but when they get nine hits or less, are just 7-21.
- The Naturals are 22-8 when out-hitting their opponent or hits are tied, but 2-18 when out-hit by their opponent.
- When the Naturals score first, they are 17-9, whereas 7-17 when the opponent scores first.

## ONE RUN GOES A LONG WAY

The Naturals are 3-12 in one-run games this season, meaning 12 of their 26 losses this season have been decided by just one run.

- Eight of the Naturals' last 13 losses have been by just a run.
- The Naturals have had the winning run at the plate in six losses this season (all one-run losses) and had the tying run at the plate or on base in 13 losses this season (including 10 of their one-run losses).

## STARTER SUCCESS

The first five games of last week's series against Corpus Christi saw some of the best starting pitching of the season, as every starter pitched at least 5.0 innings, the first series this season where more than four starting pitchers threw at least 5.0 innings.

- Alec Marsh was only able to pitch 2.0 innings in Sunday's loss ... while five of his six outs came via the strikeout, he threw 64 pitches, an average of 32 pitches per inning, the 3rd-highest rate for a starter that throws at least one inning.
- Through 50 games this season, Naturals starting pitchers have thrown at least 5.0 innings in 25 games, including seven outings of 6.0 innings or more, four coming from Drew Parrish.
- In 39 of 50 games, Naturals starters have pitched at least 4.0 innings, including 24 of 30 since the start of May.

## Yo, You WANNA SEE SOME REAL SPEED?

Through 50 games, the Naturals have stolen 68 bases in 80 attempts (average 1.36 steals/game, 85.00% success rate) and pulled off a double steal 10 times.

- 68 steals ranks fourth in the Texas League, sixth in Double-A and tied 29th in the Minors.
- Maikel Garcia's** 16 steals (in 18 attempts) ranks tied fifth in the Texas League and tied ninth in all of Double-A.

## HE DID THE MONSTER (MICHAEL) MASHEY

After a slow start to the season, second baseman **Michael Massey** has quickly become one of the top hitters in the Texas League.

- Michael has reached base in 38 of 47 games he's played this year, with a team-best 19 multi-hit games, including 8 in his last 13 games.
- The second baseman does not just lead the Texas League in runs batted in, but all of Double-A too with 46 RBI, raking tied sixth in MiLB, while tied seventh in hits across the minors (64) ... among all Double-A hitters, Massey ranks fourth hits and ninth in batting average (.323) ... he is third in the Texas League in hits, ranks sixth in batting average, seventh in total bases (102), tied eighth in doubles (14) and tied 10th in extra-base hits (22).
- He is scattered all across the Royals' organizational leaders, ranking first in hits, tied first in doubles, second in batting average, runs batted in, extra-base hits and total bases, fourth in slugging percentage (.515), OPS (.884) and runs scored (32), tied fourth in home runs and fifth in on-base percentage (.369).
- From May 25 to May 28, Massey recorded multiple hits in five consecutive games, as the final five games in a season-best seven-game hitting streak and was subsequently named the league's Player of the Week.
- In the month of May, Massey hit at a .381 (37-for-97) average with a 1.016 OPS across 24 games, while recording a league-best 37 hits and ranking second with 29 runs batted in.
- Massey's turnaround at the plate truly began April 22, when he entered the day hitting just .213 and proceeded to homer in three consecutive games, April 22 to 24 in Frisco ... he went from having no home runs through the first 11 games of the season, to having eight in his last 33, leading the Naturals in homers.

## GAR-SEE YA ON BASE

Shortstop **Maikel Garcia** has reached base in 43 of the 48 games he has played in this season, reaching base twice on 29 occasions, 16 multi-hit games.

- In 228 plate appearances, the Venezuelan has reached base 89 times (58 hits + 31 walks), for a .392 on-base percentage.
- Garcia has walked 31 times and struck out 40 times, a 0.78 K/BB rate.
- The shortstop places among the Texas League leaders in several categories, ranking tied fifth in steals (16), tied sixth in hits (58), tied seventh in walks (31), tied eighth in runs scored (39) and doubles (14) ... he ranks among the Double-A leader in hits (tied eighth) and steals (tied ninth).
- His 14-game hitting streak between April 27 and May 12 is the longest on the Naturals this year and tied for the 15th-longest in club history ... it is also tied for the second-longest in the Texas League this season ... in those 14 games, he hit .397 (23-for-58) with six doubles and a .970 OPS.

## PUSHIN (P)ORTER

Catcher **Logan Porter** has quietly flown under the radar as one of the top hitters in the Royals system so far in 2022.

- Among qualified Royals minor league hitters, Porter has the highest batting average (.333), on-base percentage (.462) and OPS (1.009) and ranks second in slugging percentage (.547) ... his .462 OBP ranks third in the league and Double-A, while fifth among ALL Minor League hitters.
- Porter has reached base in 29 of 32 games he's played this season, with hits in 23 of 31 and 14 multi-hit games, nine of which came in May.
- In the month of May, Porter hit .343 (24-for-70) with a team-best 1.017 OPS and he had drove in 13 runs with 11 walks.

## NUMERICAL QUICK ROSTER

#	PLAYER	POS	B/T
1	Rave, John	OF	L/L
3	Rivero, Sebastian	C	R/R
4	Grotjohn, Ryan	INF/OF	L/R
7	Bewley, Brhet	INF/OF	R/R
8	Garcia, Maikel	INF	R/R
9	Means, Jake	INF	R/R
11	Porter, Logan	C	R/R
12	Bradley, Tucker	OF	L/L
13	Loftin, Nick	INF/OF	R/R
14	Capps, Holden	LHP	R/L
15	Marsh, Alec	RHP	R/R
16	Glendinning, Robbie	INF	R/R
17	Phillips, Zack	LHP	L/L
21	Lacy, Asa (7-IL)	LHP	L/L
22	Woods Jr., Stephen	RHP	R/R
25	Matias, Seuly	OF	R/R
26	Massey, Michael	INF	L/R
27	Pennington, Walter	LHP	L/L
29	Murdock, Noah	RHP	R/R
32	Veneziano, Anthony	LHP	L/L
33	Klein, Will	RHP	R/R
34	Cosby, Christian	RHP	R/R
35	Webb, Nathan (7-IL)	RHP	R/R
38	Biasi, Dante	LHP	L/L
41	Haake, Zach (7-IL)	RHP	R/R
44	Stupienski, Gavin	INF/C	L/R
45	Del Rosario, Yefri	RHP	R/R
51	Chamberlain, Christian	LHP	L/L
53	Zerpa, Ángel	LHP	L/L
55	Dipoto, Jonah	RHP	R/R
	Cropley, Tyler (7-IL)	C	R/R

## ALPHABETICAL QUICK ROSTER

#	PLAYER	POS	B/T
7	Bewley, Brhet	INF/OF	R/R
38	Biasi, Dante	LHP	L/L
12	Bradley, Tucker	OF	L/L
14	Capps, Holden	LHP	R/L
51	Chamberlain, Christian	LHP	L/L
34	Cosby, Christian	RHP	R/R
	Cropley, Tyler (7-IL)	C	R/R
45	Del Rosario, Yefri	RHP	R/R
55	Dipoto, Jonah	RHP	R/R
8	Garcia, Maikel	INF	R/R
16	Glendinning, Robbie	INF	R/R
4	Grotjohn, Ryan	INF/OF	L/R
33	Klein, Will	RHP	R/R
21	Lacy, Asa (7-IL)	LHP	L/L
13	Loftin, Nick	INF/OF	R/R
15	Marsh, Alec	RHP	R/R
26	Massey, Michael	INF	L/R
25	Matias, Seuly	OF	R/R
9	Means, Jake	INF	R/R
29	Murdock, Noah	RHP	R/R
27	Pennington, Walter	LHP	L/L
17	Phillips, Zack	LHP	L/L
11	Porter, Logan	C	R/R
1	Rave, John	OF	L/L
3	Rivero, Sebastian	C	R/R
44	Stupienski, Gavin	INF/C	L/R
32	Veneziano, Anthony	LHP	L/L
35	Webb, Nathan (7-IL)	RHP	R/R
22	Woods Jr., Stephen	RHP	R/R
53	Zerpa, Ángel	LHP	L/L

## BATTING

LEFTIES .....	5
RIGHTIES .....	9
SWITCH .....	0

## PITCHING

LEFTIES .....	8
RIGHTIES .....	9

## PRO-NUN-SEE-AY-SHUNS

4 RYAN GROTJOHN (GROET-john)

21 ASA LACY (AY-suh)

45 YEFRI DEL ROSARIO (Jeffry)

BENCH COACH 23: MIKE JIRSCHLE (jursh-LEE)

7 BRHET BEWLEY (Brett Bew-lee)

32 ANTHONY VENEZIANO (va-nee-zee-ah-no)

53 ÁNGEL ZERPA (AHN-hel SAIR-pah)

8 MAIKEL GARCIA (my-KELL gar-SEE-uh)

38 DANTE BIASI (bee-AH-zee)

55 JONAH DIPOTO (dih-POH-to)

25 SEULY MATIAS (soo-lee mah-TEE-as)

41 ZACH HAAKE (hockey)



## NATURALS HARDWARE SHELF

## Players of the Month

TBD

## Pitchers of the Month (1)

- May: LHP Drew Parrish ... started five games and went 3-1 with a 0.59 ERA (2 ER in 30.2 IP) ... only allowed 15 hits and four walks, while striking out 29 opposing hitters ... among qualified Texas League pitchers, threw the most innings and had the lowest ERA and WHIP (0.62), while holding opponents to a .144 average.

## Players of the Week (2)

- April 25 to May 1: 2B Michael Massey ... hit .417 (10-for-28) across six games with a league-best 19 total bases and nine runs batted in, while tied for the Texas League lead with 10 hits. His 1.221 OPS ranked third among players with at least 20 at-bats, while his .417 average tied for second among that same group.
- May 23 to May 29: 2B Michael Massey ... hit a league-best .481 (13-for-27) across six games in Midland, while tied for the league lead with 19 total bases. He drove in nine runs as well, doubling three times with one home run, a go-ahead grand slam on May 24 and collected multiple hits in each of the first five games of the series.

## Pitchers of the Week (2)

- May 2 to May 8: LHP Drew Parrish ... threw 7.0 scoreless innings on May 7 @ Springfield ... held the Cardinals to just two hits and one walk while striking out four. He retired the first eight he faced and the final five, with five 1-2-3 frames.
- May 9 to May 15: LHP Drew Parrish ... threw 7.0 scoreless innings on May 13 vs. Wichita ... held the Wind Surge to just three hits and no walks while striking out nine. Between the second and sixth innings, he retired 13 straight batters, retiring the side 1-2-3 in the first inning, as well as the third through sixth.

## TOOLS TEAM

Five Naturals players were listed in *Baseball America's* 2022 Best Tools Survey of the Kansas City Royals' organization.

- CF Nick Loftin is rated as having the "Best Strike-Zone Discipline" in the system.
- SS Maikel Garcia is rated as having the "Best Infield Arm" in the system.
- RF Seuly Matias is rated as having the "Best Outfield Arm" in the system.
- LHP Asa Lacy is rated as having the "Best Slider" in the system.
- LHP Ángel Zerpa is rated as having the "Best Control" in the system.

## QUICK FACTS

Founded	2008
Colors	Navy Blue, Burgundy, Gold and White
League	Texas League (Since 2008)
Ownership	Rich Entertainment Group
General Manager	Justin Cole (9th Season)
Home Ballpark (Capacity)	Arvest Ballpark (7,350, 6,500 seats)
Dimensions	LF- 327 LCF- 377 CF- 400 RCF- 378 RF- 325
Wall Heights	LF-LCF: 9 feet CF: 11 feet RCF-RF: 9 feet






## ROSTER BREAKDOWN

Age 20	0	Native of Australia	1
Age 21	0	Native of Dominican Republic	2
Age 22	5	Native of United States	25
Age 23	6	Native of Venezuela	3
Age 24	8	Acquired by Royals via Free Agency	12
Age 25	4	(International)	4
Age 26	5	(Minor League)	5
Age 27	2	(Undrafted)	3
Age 28	1	Acquired by Royals via Trade	1
Age 29	0	Acquired by Royals via First Year Player Draft	18
Average Age	24 Years 94 Days	(High School)	1
Median Age	24	(Rounds 1-5)	7
		(2nd Year/College)	0
		(Rounds 6-10)	5
		(3rd Year/College)	13
		(Rounds 11-20)	1
		(4th+ Year/College)	4
		(Rounds 21-40)	5
		(2016-18 Drafts)	5
		(2019 Draft)	9
		(2020 Draft)	4
		(2021 Draft)	0

## ROYALS TOP-30 PROSPECTS (RANKING ACCORDING TO MLB PIPELINE)

#	PLAYERS (POSITION)	OVERALL RANKING	BASEBALL AMERICA RANKING
3	Asa Lacy (LHP) (IL)	66th Overall /4th LHP	Royals 5th / 9th LHP
5	Nick Loftin (OF)		Royals 12th
11	Alec Marsh (RHP)		Royals 14th
12	Ángel Zerpa (LHP)		Royals 24th
16	Anthony Veneziano (LHP)		Royals 30th
18	Will Klein (RHP)		Royals 22nd
20	Maikel Garcia (SS)		Royals 15th
21	Michael Massey (2B)		Royals 13th
22	Noah Murdock (RHP)		Royals 26th
28	Nathan Webb (RHP) (IL)		-
29	Christian Chamberlain (LHP)		-
-	Yefri Del Rosario (RHP)		Royals 25th

## UNIFORM RECORDS

 Navy/Red (16-14) Home: 7-9 Road: 9-5	 Red (6-7) Home: 0-0 Road: 6-7	 White/Navy (2-4) Home: 2-4 Road: 0-0	 Los Naturales Home: 0-0 Road: 0-0	 Growlin' Chickens Home: 0-0 Road: 0-0	 Fauxback Home: 0-0 Road: 0-0
 White (7-7) Home: 7-7 Road: 0-0	 Grey (6-6) Home: 0-0 Road: 6-6	 Navy (11-12) Home: 2-6 Road: 9-6	 Los Naturales Home: 0-0 Road: 0-0	 Growlin' Chickens Home: 0-0 Road: 0-0	 Fauxback Home: 0-0 Road: 0-0
HOME UNIFORM COMBINATIONS			ROAD UNIFORM COMBINATIONS		
Navy/Red Hat & White Jersey: 6-5 White Hat & White Jersey: 1-2 Red Hat & White Jersey: 0-0 Specialty/Theme Uniforms: 1-0			Navy/Red Hat & Navy Jersey: 1-4 White Hat & Navy Jersey: 1-2 Red Hat & Navy Jersey: 0-0		
			Navy/Red Hat & Grey Jersey: 3-2 Red Hat & Grey Jersey: 3-4		
			Navy/Red Hat & Navy Jersey: 6-3 Red Hat & Navy Jersey: 3-3		

## NATURALS IN-SEASON BIRTHDAYS

## APRIL (3)

4/14 – Walter Pennington (24)  
4/14 – Jake Means (26)  
4/25 – Ryan Grotjohn (27)

## MAY (5)

5/6 – Tucker Bradley (24)  
5/7 – Derrick Lewis (46)  
5/14 – Alec Marsh (24)  
5/14 – Christian Colón (33)  
5/21 – Chris Widger (51)

## JUNE (2)

6/2 – Asa Lacy (23)  
6/10 – Stephen Woods Jr. (27)

## JULY (2)

7/11 – Zack Phillips (24)  
7/12 – Logan Porter (27)  
7/20 – Christian Chamberlain (23)

## AUGUST (2)

8/20 – Noah Murdock (24)  
8/20 – Nathan Webb (25)

## SEPTEMBER (6)

9/1 – Anthony Veneziano (25)  
9/3 – Jonah Dipoto (26)  
9/4 – Seuly Matias (24)  
9/23 – Yefri Del Rosario (23)  
9/25 – Nick Loftin (24)  
9/27 – Ángel Zerpa (23)





## 2022 BREAKING ROSTER

**Pitchers (16):** LHP Dante Biasi, LHP Holden Capps, RHP Christian Cosby, RHP Yefri Del Rosario, RHP Jonah Dipoto, RHP Zach Haake, LHP Asa Lacy, RHP Alec Marsh, LHP Drew Parrish, LHP Zack Phillips, RHP Ándres Sotillet, LHP Anthony Veneziano, RHP Nathan Webb, RHP Zach Willeman, RHP Stephen Woods Jr. and LHP Ángel Zerpa.

**Catchers (3):** Tyler Cropley, Sebastian Rivero, Logan Porter

**Infielders (7):** Nathan Eaton, Maikel Garcia, Robbie Glendinning, Ryan Grotjohn, Michael Massey, Jake Means, Gavin Stupienski

**Outfielders (4):** Tucker Bradley, Nick Loftin, Seuly Matias, John Rave

- 4/4 Kansas City Royals announce Breaking Roster
- 4/8 LHP **Holden Capps** placed on the development list  
INF **Gavin Stupienski** placed on the development list
- 4/12 RHP **Nate Webb** placed on the 7-day injured list
- 4/16 LHP **Holden Capps** activated from the development list
- 4/19 C **Tyler Cropley** placed on the 7-day injured list  
RHP **Christian Cosby** placed on the 7-day injured list  
INF **Gavin Stupienski** activated from the development list
- 4/21 LHP **Walter Pennington** transferred to Northwest Arkansas (AA) from Quad Cities (A+)
- 4/23 RHP **Zach Haake** placed on the 7-day injured list  
RHP **Patrick Halligan** transferred to Northwest Arkansas (AA) from Columbia (A)
- 4/26 RHP **Patrick Halligan** transferred to Quad Cities (A+) from Northwest Arkansas (AA)
- 4/28 RHP **Ándres Sotillet** transferred to Omaha (AAA) from Northwest Arkansas (AA)
- 5/3 INF **Ryan Grotjohn** placed on the Development List  
INF **Brhet Bewley** activated from the Quad Cities Injured List and transferred to Northwest Arkansas (AA)  
LHP **Patrick Smith** transferred to Northwest Arkansas (AA) from Quad Cities (A+)  
LHP **Marcelo Martinez** transferred to Northwest Arkansas (AA) from Omaha (AAA)
- 5/8 C **Sebastian Rivero** recalled by Kansas City (MLB) from Northwest Arkansas (AA)
- 5/9 C **Sebastian Rivero** optioned to Northwest Arkansas (AA)  
C **Sebastian Rivero** recalled by Kansas City (MLB) from Northwest Arkansas (AA)
- 5/10 LHP **Asa Lacy** placed on the 7-day injured list  
INF **Ryan Grotjohn** activated from the Development List
- 5/13 C **Sebastian Rivero** optioned to Northwest Arkansas (AA)
- 5/14 LHP **Patrick Smith** placed on the Development List  
RHP **Will Klein** activated from the 7-day injured list
- 5/17 C **Sebastian Rivero** recalled by Kansas City (MLB) from Northwest Arkansas (AA)
- 5/21 LHP **Marcelo Martinez** transferred to Omaha (AAA) from Northwest Arkansas (AA)
- 5/24 LHP **Patrick Smith** transferred to Quad Cities (A+) from Northwest Arkansas (AA)  
RHP **Ándres Sotillet** transferred to Northwest Arkansas (AA) from Omaha (AAA)
- 5/26 OF **John Rave** transferred to Omaha (AAA) from Northwest Arkansas (AA)  
INF **Nate Eaton** transferred to Omaha (AAA) from Northwest Arkansas (AA)
- 5/28 C **Sebastian Rivero** optioned to Northwest Arkansas (AA)
- 5/31 RHP **Christian Cosby** activated from the 7-day injured list  
LHP **Christian Chamberlain** transferred to Northwest Arkansas (AA) from Quad Cities (A+)  
RHP **Zach Willeman** transferred to Omaha (AAA) from Northwest Arkansas (AA)
- 6/1 OF **Parker Bates** transferred to Northwest Arkansas (AA) from Quad Cities (A+)  
RHP **Ándres Sotillet** transferred to Omaha (AAA) from Northwest Arkansas (AA)
- 6/3 LHP **Drew Parrish** transferred to Omaha (AAA) from Northwest Arkansas (AA)  
RHP **Noah Murdock** transferred to Northwest Arkansas (AA) from Quad Cities (A+)
- 6/4 OF **John Rave** transferred to Northwest Arkansas (AA) from Omaha (AAA)
- 6/7 OF **Parker Bates** transferred to Quad Cities (A+) from Northwest Arkansas (AA)



## #36 CHRIS WIDGER • MANAGER

- Chris Widger will manage the Naturals after guiding the River Bandits to a High-A Central championship in their first season as a Kansas City affiliate in 2021. In doing so, he was named the Minor League Manager of the Year by *Baseball America* following the 2021 season.
- 2022 marks Widger's seventh year in the Royals' organization, as he was slated to manage Advanced-A Wilmington in 2020 and led Burlington to the Appalachian League Championship Series in his first season as Manager in 2019. Prior to that, he was Wilmington's Bench Coach from 2016-18.
- Before joining the Royals organization, he managed the Independent League Camden Riversharks in 2015 and was their Pitching Coach from 2012-14.
- A third-round pick by Seattle in the 1992 Draft, Widger played in parts of 10 seasons in the Majors with the Mariners (1995-96, 2000), Expos (1997-2000), Yankees (2002), Cardinals (2003), White Sox (2005-06) and Orioles (2006), winning a World Series with Chicago in 2005.
- Widger and his wife, Whitney, reside in Pennsville, N.J., with their children: C.J., Ashlynn and Skylar.



## #43 DERRICK LEWIS • PITCHING COACH

- Derrick Lewis is in his third season with the Royals' organization and second as pitching coach at Northwest Arkansas.
- He spent the previous 16 seasons in the Atlanta Braves' organization, the first 14 as a Minor League pitching coach and the last two as the Pitching Coordinator.
- Pitching coach timeline: 2004-07: GCL Braves (Gulf Coast League, RK)... 2008-10: Danville Braves (Appalachian League, RK)... 2011-13: Rome Braves (South Atlantic League, A)... 2014: Lynchburg Hillcats (Carolina League, A+)... 2015-2016: Carolina Mudcats (Carolina League, A+)... 2017: Mississippi Braves (Southern League, AA)
- He played seven seasons in the Braves' organization from 1997-2003, after being selected in the 20th round of the 1997 draft.
- Lewis and his wife, Roslyn, reside in Charlotte, North Carolina, with their daughter, Skye and Son, Lake.



## #6 ABRAHAM NÚÑEZ • HITTING COACH

- Abraham Núñez enters his fourth season as Northwest Arkansas' hitting coach after serving in the same capacity with High-A Wilmington (2015-2018), Class-A Lexington (2014), Rookie Advanced Burlington (2013) and the Dominican Royals (2012).
- Núñez played for parts of 12 seasons in the Majors with the Pirates (1997-2004), Cardinals (2005), Phillies (2006-2007) and Mets (2008). A switch-hitter, he owns a career average of .242 as a utility infielder in the big leagues, primarily playing third base, but could play all four infield positions.
- His best season came in 2005 when he batted .285 in 139 games for the National League Champion St. Louis Cardinals.
- Lifetime .346 (9-for-28) hitter in the postseason, including the 2005 National League Championship Series with St. Louis when he hit .385, though did not play in the World Series.
- Born in Santo Domingo, Dominican Republic, he now resides in Hudson, Massachusetts.



## #27 CHRISTIAN COLÓN • ASSISTANT HITTING COACH

- Christian Colón returns to the organization as the Naturals Assistant Hitting Coach in 2022, following a 12-year professional career.
- He was the Royals first-round pick in the 2010 MLB Draft, scored the winning run in the 2014 AL Wild Card game and had the game-winning hit in the title-clinching Game 5 of the 2015 World Series.
- After being drafted in 2010, Colón ascended to Northwest Arkansas by 2011 and between 2011, 2012 and 2014, played 202 games for the Naturals ... In 2011, Colón led the Texas League in sacrifices (21), while leading the team in at-bats (491) and hits (126). His 21 sacrifices that season are the most a Naturals player has ever recorded in a single season, while 28 overall are tied for the club record.
- During his playing career, he made stops in Miami (2017) and Cincinnati (2019-20) ... spent 2021 with the Rich Baseball-owned Buffalo Bisons (Triple-A, Toronto) before announcing his retirement.
- He also played in parts of four seasons in the Puerto Rican Winter League.
- Christian lives in Cave Springs, Ark. (15 minutes North of Arvest Ballpark) with his wife, Kayla, and three daughters, Marley, Mia and Lucy.



## #23 MIKE JIRSCHLE • BENCH COACH

- Mike Jirschele enters his first season as the Bench Coach for Northwest Arkansas after spending last season in the same role for Manager Chris Widger in Quad Cities.
- He served as a Special Assistant to the General Manager in 2020 and was on the Royals coaching staff as the Third Base Coach from 2014-19 and won the World Series in 2015.
- Jirschele previously managed the Triple-A Omaha franchise for 11 seasons (2003-13), leading the team to four division titles, three-straight trips to the Pacific Coast League championship round (2011-13), two PCL titles (2011, 2013) and a Triple-A Championship in 2013.
- He earned the 2011 Mike Coolbaugh Award for outstanding baseball work ethic, knowledge of the game and skill in mentoring young players on the field.
- Prior to his 11-year stint with Omaha, he served as the Royals Minor League Infield Coordinator for four years (1998-2002), while he held managerial positions with Omaha (1995-97), Wilmington (1994), Rockford (1993) and the Gulf Coast Royals (1992).
- Jirschele was originally selected by the Texas Rangers in the fifth round of the 1977 MLB Draft and played in 999 minor league games over 13-plus seasons in the Rangers and Royals systems.



## DANNY ACCOLA • CERTIFIED ATHLETIC TRAINER

- Danny Accola is entering his seventh season with the Royals organization and first as the certified athletic trainer with the Naturals, after serving in the same role with the Quad Cities in 2021.
- He was slated to serve in that role with Wilmington in 2020 and previously filled those roles with Lexington in 2019, Burlington from 2017-18 and with Surprise in 2016.
- Accola graduated from the University of Central Missouri in 2014 and previously held an athletic training internship with the Denver Broncos in 2013.



## C.J. MIKKELSEN • STRENGTH & CONDITIONING COACH

- C.J. Mikkelsen will serve as the Northwest Arkansas Strength & Conditioning Coach for the second consecutive season, after being slated to fill that same role at Idaho Falls in 2020.
- He graduated in December 2019 with a master's degree in sports physiology from Texas A&M University, where he also worked as a Sports Performance Graduate Intern.
- Mikkelsen earned his bachelor's degree in exercise and wellness from Arizona State University in 2016. He resides in Desert Hills, Arizona.



DREW EPPERSON  
VIDEO COORDINATOR



MITCH MEYER  
VIDEO COORDINATOR



## Noah Murdock - Pitching - Stat Splits - 2022 - Regular Season

Split	Team	W	L	ERA	G	GS	CG	SHO	SV	IP	H	R	ER	HR	HB	BB	IBB	SO	WHIP	AVG	AB	WP	BK	GIDP	TBF	NP-S
Home Games	QC	0	0	7.56	4	4	0	0	0	16.2	20	14	14	3	3	10	0	12	1.80	.303	66	0	0	2	79	328 - 196
Away Games	QC	0	1	3.80	6	6	0	0	0	23.2	21	14	10	0	3	14	0	27	1.48	.231	91	4	0	2	109	430 - 268
Day Games	QC	0	0	1.08	2	2	0	0	0	8.1	4	1	1	0	2	4	0	10	0.96	.129	31	2	0	0	37	147 - 90
Night Games	QC	0	1	6.47	8	8	0	0	0	32.0	37	27	23	3	4	20	0	29	1.78	.294	126	2	0	4	151	611 - 374
On Grass	QC	0	1	5.36	10	10	0	0	0	40.1	41	28	24	3	6	24	0	39	1.61	.261	157	4	0	4	188	758 - 464
April	QC	0	0	7.24	4	4	0	0	0	13.2	18	11	11	2	2	11	0	12	2.12	.316	57	1	0	2	70	283 - 167
May	QC	0	1	3.74	5	5	0	0	0	21.2	18	13	9	0	3	10	0	25	1.29	.220	82	3	0	1	96	393 - 250
June	QC	0	0	7.20	1	1	0	0	0	5.0	5	4	4	1	1	3	0	2	1.60	.278	18	0	0	1	22	82 - 47
On Tuesdays	QC	0	0	3.60	1	1	0	0	0	5.0	4	2	2	0	0	2	0	3	1.20	.235	17	1	0	1	19	73 - 46
On Wednesdays	QC	0	0	8.00	2	2	0	0	0	9.0	13	8	8	2	1	4	0	3	1.89	.351	37	0	0	2	42	163 - 101
On Thursdays	QC	0	1	8.44	2	2	0	0	0	5.1	9	9	5	0	1	5	0	7	2.63	.360	25	0	0	1	31	126 - 76
On Fridays	QC	0	0	4.32	2	2	0	0	0	8.1	6	4	4	1	0	8	0	12	1.68	.200	30	1	0	0	39	160 - 97
On Saturdays	QC	0	0	5.40	2	2	0	0	0	8.1	8	5	5	0	3	3	0	8	1.32	.250	32	1	0	0	38	154 - 92
On Sundays	QC	0	0	0.00	1	1	0	0	0	4.1	1	0	0	0	1	2	0	6	0.69	.063	16	1	0	0	19	82 - 52
In games following a win	QC	0	1	4.58	5	5	0	0	0	19.2	18	14	10	1	3	12	0	21	1.53	.240	75	2	0	1	90	368 - 221
In games following a loss	QC	0	0	6.10	5	5	0	0	0	20.2	23	14	14	2	3	12	0	18	1.69	.280	82	2	0	3	98	390 - 243
Starter	QC	0	1	5.36	10	10	0	0	0	40.1	41	28	24	3	6	24	0	39	1.61	.261	157	4	0	4	188	758 - 464

## Noah Murdock - Opposing Hitting - Stat Splits - 2022 - Regular Season

Split	Team	AVG	G	AB	R	H	2B	3B	HR	RBI	BB	IBB	SO	SB	CS	OBP	SLG	OPS	HBP	SAC	SF	GIDP
vs Left	QC	.322	10	59	19	9	0	1	15	15	0	14				.481	.525	1.006	3	0	0	2
vs Right	QC	.224	10	98	22	4	0	2	10	9	0	25				.306	.327	.633	3	0	1	2
Team is ahead	QC	.421	3	19	8	4	0	0	5	2	0	5				.522	.632	1.154	2	0	0	0
Team is behind	QC	.277	7	47	13	3	0	0	9	9	0	13				.397	.340	.737	1	0	1	1
Score is tied	QC	.220	10	91	20	6	0	3	11	13	0	21				.336	.385	.721	3	0	0	3
Batting First	QC	.429	10	21	9	1	0	0	1	3	0	6				.538	.476	1.014	2	0	0	0
Batting Second	QC	.286	10	21	6	2	0	1	6	2	0	2				.375	.524	.899	1	0	0	0
Batting Third	QC	.278	10	18	5	2	0	1	4	3	0	5				.364	.556	.920	0	0	1	0
Batting Fourth	QC	.250	10	20	5	3	0	0	2	1	0	3				.318	.400	.718	1	0	0	1
Batting Fifth	QC	.333	10	12	4	1	0	0	2	8	0	2				.600	.417	1.017	0	0	0	1
Batting Sixth	QC	.278	10	18	5	3	0	0	4	2	0	3				.350	.444	.794	0	0	0	2
Batting Seventh	QC	.105	10	19	2	0	0	0	1	0	0	5				.105	.105	.210	0	0	0	0
Batting Eighth	QC	.000	10	12	0	0	0	0	0	4	0	8				.333	.000	.333	2	0	0	0
Batting Ninth	QC	.313	10	16	5	1	0	1	5	1	0	5				.353	.563	.916	0	0	0	0
Leading Off	QC	.324	10	37	12	4	0	0	0	6	0	8				.419	.432	.851	0	0	0	0
First Inning	QC	.243	10	37	4	9	3	0	2	4	4	0	6	1	1	.317	.486	.803	0	0	0	1
Second Inning	QC	.194	10	36	5	7	2	0	0	5	6	0	7	1	0	.326	.250	.576	1	0	0	1
Third Inning	QC	.250	10	36	10	9	1	0	1	8	8	0	11	3	0	.413	.361	.774	2	0	0	1
Fourth Inning	QC	.259	8	27	1	7	3	0	0	1	4	0	8	0	0	.355	.370	.725	0	0	0	1
Fifth Inning	QC	.429	5	21	8	9	4	0	0	7	2	0	7	1	0	.519	.619	1.138	3	0	1	0
Bases Empty	QC	.217	10	69	15	7	0	0	0	18	0	17				.393	.319	.712	2	0	0	0
Runner at 1st	QC	.250	10	32	8	2	0	2	6	0	0	9				.273	.500	.773	1	0	0	2
Runner at 2nd	QC	.217	9	23	5	1	0	0	3	3	0	5				.333	.261	.594	1	0	0	0
Runner at 3rd	QC	.143	4	7	1	0	0	1	2	2	0	4				.333	.571	.904	0	0	0	0
Runners at 1st & 2nd	QC	.538	8	13	7	3	0	0	6	0	0	1				.571	.769	1.340	1	0	0	1
Runners at 1st & 3rd	QC	.600	6	5	3	0	0	0	4	0	0	1				.571	.600	1.171	1	0	1	0
Runners at 2nd & 3rd	QC	.200	3	5	1	0	0	0	2	0	0	2				.200	.200	.400	0	0	0	0
Bases Loaded	QC	.333	1	3	1	0	0	0	2	1	0	0				.500	.333	.833	0	0	0	1
Runners On	QC	.295	10	88	26	6	0	3	25	6	0	22				.364	.466	.830	4	0	1	4
Scoring Position	QC	.321	10	56	18	4	0	1	19	6	0	13				.409	.446	.855	3	0	1	2
No Outs	QC	.290	10	62	18	6	0	1	5	8	0	13				.371	.435	.806	0	0	0	0
One Out	QC	.269	10	52	14	3	0	2	14	10	0	10				.426	.442	.868	5	0	1	4
Two Outs	QC	.209	10	43	9	4	0	0	6	6	0	16				.320	.302	.622	1	0	0	0
Ahead in Count	QC	.157	10	51	8	0	0	0	3	0	0	22				.204	.157	.361	3	0	0	2
Behind in Count	QC	.289	10	45	13	7	0	2	11	24	0	6				.549	.578	1.127	2	0	0	0
0-0 Count	QC	.409	10	22	9	3	0	0	3	0	0	0				.417	.545	.962	1	0	1	0
0-1 Count	QC	.267	9	15	4	0	0	0	2	0	0	0				.313	.267	.580	1	0	0	0
0-2 Count	QC	.143	8	14	2	0	0	0	1	0	0	9				.200	.143	.343	1	0	0	2
1-0 Count	QC	.167	6	12	2	1	0	1	2	0	0	0				.231	.500	.731	1	0	0	0
1-1 Count	QC	.182	6	11	2	0	0	0	1	0	0	0				.182	.182	.364	0	0	0	1





## #29 NOAH MURDOCK

**BORN:** August 20, 1998 in Richmond, Virginia (Age 23)

**HOMETOWN:** Colonial Heights, Virginia

**HEIGHT/WEIGHT:** 6'8"/205 lbs

## SEASON WITH NATURALS: 1st Season

**DRAFT:** 2019 Draft – Round 7 (Kansas City, 199<sup>th</sup> Overall)

**COLLEGE:** University of Virginia (Charlottesville, Virginia)

**HIGH SCHOOL:** Colonial Heights HS (Colonial Heights, Virginia)

## SCOUTING REPORT

**Ranked by MLB Pipeline as the No. 22 Royals prospect**  
**Ranked by Baseball America as the No. 26 Royals prospect**

*Creates deception from his excellent extension and unique movement. creates uncomfortable at-bats.*

**FASTBALL:** Two-seamer that sits 93-97 mph, with ample horizontal movement

**CURVEBALL:** Mirrors the movement of his fastball and features high spin efficiency, keeps hitters off balance

**SLIDER:** Improving his feel, has the chance to be a power pitcher

**CHANGEUP:** Has good feel for the pitch, is average but plays up because of his fastball.

## 2022 SEASON

- Assigned to Northwest Arkansas from High-A Quad Cities on June 3 (when Drew Parrish was promoted to Triple-A) ... made 10 starts for River Bandits and went 0-1 with a 5.36 ERA (24 ER in 40.1 IP) with 39 strikeouts.
- Struck out a career-high seven batters across 5.0 innings on May 20 @ Dayton, in Game 2 of a doubleheader.
- Pitched at least 4.0 innings in 7 of his 10 starts, threw 5.0 innings three times.

## CAREER NOTES

- Assigned to Quad Cities (A+) on 6/6 and pitched in seven games (six starts) for the River Bandits before being placed on the 7-Day Injured List on 7/26, then transferred to the 60-Day IL on 8/2, where he remained for the rest of the season ... minor soreness (pectoral strain) wiped out his spring training and he then injured his hamstring while pitching in extended spring training, also battled an injury to his right shoulder.
- Across his seven outings, recorded a 2-1 record with a 3.18 ERA (8 ER in 22.2 IP), while striking out 19 without surrendering a home run.
- After giving up 5 runs across his first two games (one start), he only surrendered three runs over his next 5 games, including a trio of scoreless appearances in July.
- Went 2-0 across four July starts, with a 1.20 ERA (2 ER in 15.0 IP), allowing 10 hits and five walks while striking out 11 ... only had a 1.20 WHIP and .189 opponents' batting average (10-for-53).

...  
2019

- Spent his first professional season with Burlington (R) in the Appalachian League, going 3-1 with a 2.17 ERA (9 ER in 37.1 IP) over 11 appearances (six starts).
- Among Appy League pitchers who worked at least 35.0 innings, he ranked second in ERA and ninth in K/9 (10.37).
- All three of his wins came as a long reliever: 4.1 innings on 7/17 vs. Bluefield (TOR), 3.0 innings on 7/29 vs. Elizabethton (MIN) and 3.0 innings on 8/11 at Greeneville (CIN) ... posted a 0.55 ERA (1 ER in 16.1 IP) with 20 strikeouts in five outings of the bullpen.
- Struck out a season-high six batters on 7/11 across 4.0 innings at Elizabethton.
- Over his final eight outings of the year (four starts), he went 3-0 with a 1.33 ERA (4 ER in 27.0 IP) ... held the opposition to a .225 average in that span, after they hit .300 (12-for-40) in his first three appearances.

**COLLEGE (2017-2019) UNIVERSITY OF VIRGINIA**

- Attended the University of Virginia, where he went 8-9 across three seasons and 30 games (25 starts ... produced a career ERA of 5.73 (74 ER in 125.2 IP) with 103 strikeouts for the Cavaliers (ACC).
- JUNIOR (2017): Primarily a weekend starter for Virginia, starting a team-high 14 games ... went 3-6 with a 6.30 ERA (52 ER in 74.1 IP) and 69 strikeouts and led the Cavaliers in both innings pitched and strikeouts ... tied for the team lead with four quality starts and recorded seven or more strikeouts on five different occasions ... struck out a career-high eight batters over 5.1 innings in a 12-5, Friday night victory over then No. 15 North Carolina on 4/25.
- SOPHOMORE (2018): Returned midway through the season after Tommy John surgery the previous May and made five appearances (four starts) and went 2-2 with a 5.40 ERA (8 ER in 13.1 IP).
- FRESHMAN (2017): Named to the ACC All-Freshman Team, appearing in 11 games (seven starts) with a 3-1 record and career-best 3.32 ERA ... opposing batters hit just .219 against him ... did not pitch after 5/13, undergoing Tommy John Surgery and missing both the end of the 2017 season and the start of 2018.

**MISC**

- 2016: Graduated from Colonial Heights High School, where he played baseball, basketball and volleyball.
- Twice named Underclass All-American by Perfect Game .. named a 2016 Rawlings and Perfect Game Third-Team All-American, All- Atlantic Region First-Team honoree in 2016 and Conference 25 Player of the Year and All-Region Player of the Year in 2016.
- Named the 2016 Virginia State Player of the Year in volleyball; led CHHS to its first volleyball state championship.
- Was selected by the Washington Nationals in the 38th round of the 2016 First-Year Player Draft out of high school, but did not sign, instead electing to play collegiately at the University of Virginia.
- Got married in the 2021/22 offseason to his wife Savannah on November 6th, 2021.

## SEASON / CAREER HIGHS

SEASON			CAREER		
<i>Last: 6/1/2022 vs. Beloit</i>	5.0, 3x		<b>INNINGS PITCHED</b>	5.2	<i>7/16/2021 @ Beloit</i>
<i>4/27/2022 vs. South Bend</i>	8		<b>HITS ALLOWED</b>	8	<i>4/27/2022 vs. South Bend</i>
<i>5/26/2022 @ Fort Wayne</i>	5		<b>RUNS ALLOWED</b>	5	<i>5/26/2022 @ Fort Wayne</i>
<i>Last: 6/1/2022 vs. Beloit</i>	4, 4x		<b>EARNED RUNS ALLOWED</b>	4, 4x	<i>Last: 6/1/2022 vs. Beloit</i>
<i>Last: 6/1/2022 vs. Beloit</i>	1, 3x		<b>HOME RUNS ALLOWED</b>	2	<i>7/4/2019 vs. Pulaski</i>
<i>4/15/2022 vs. Cedar Rapids</i>	5		<b>WALKS ALLOWED</b>	5	<i>4/15/2022 vs. Cedar Rapids</i>
<i>5/20/2022 @ Dayton</i>	7		<b>STRIKEOUTS</b>	7	<i>5/20/2022 @ Dayton</i>
<i>Last: 6/1/2022 vs. Beloit</i>	22, 2x		<b>BATTERS FACED</b>	22, 2x	<i>Last: 6/1/2022 vs. Beloit</i>
<i>5/14/2022 vs. Wisconsin</i>	89		<b>NUMBER OF PITCHES</b>	89	<i>5/14/2022 vs. Wisconsin</i>
<i>5/3/2022 vs. 5/14/2022</i>	6.0 IP		<b>SCORELESS STREAK</b>	7.2 IP	<i>7/9/2021 to 7/21/2021</i>

**MURDOCK 2022 RUN SUPPORT (NWA STARTS ONLY)**

RUNS SCORED	0	1	2	3	4	5	6	7	8	9	10+
-------------	---	---	---	---	---	---	---	---	---	---	-----

## Games

### PLAYER W-L

Team W-L

## 2022 GAME-BY-GAME (QUAD CITIES, A+)

DATE	OPPONENT	RES	LEFT GAME	DEC	IP	H	R	ER	HR	HB	BB	SO	BF	NP-S
4/9	@ South Bend	L, 2-1	End 4th, tied 1-1	-	4.0	3	1	1	0	1	2	4	18	65-38
4/15	vs. Cedar Rapids	W, 8-3	Top 4th, losing 2-0	-	3.1	2	2	2	1	0	5	5	17	76-41
4/21	@ Wisconsin	L, 6-5	Bottom 3rd, losing 3-0	-	2.1	5	4	4	0	1	3	2	15	61-34
4/27	@ South Bend	W, 7-5	End 4th, losing 4-3	-	4.0	8	4	4	1	0	1	1	20	81-54
5/3	@ Cedar Rapids	W, 3-2	End 5th, losing 2-0	-	5.0	4	2	2	0	0	2	3	19	73-46
5/8	@ Cedar Rapids	L, 2-1 (11)	Bottom 5th, tied 0-0	-	4.1	1	0	0	0	1	2	6	19	82-52
5/14	vs. Wisconsin	L, 8-7	Top 5th, winning 6-3	-	4.1	5	4	4	0	2	1	4	20	89-54
5/20	@ Dayton (G2)	L, 5-3 (7)	End 5th, losing 2-0	-	5.0	4	2	2	0	0	3	7	22	84-56
5/26	@ Fort Wayne	L, 6-2 (7)	End 3rd, losing 5-1	L	3.0	4	5	1	0	0	2	5	16	65-42
6/1	vs. Beloit	L, 8-6 (10)	End 5th, winning 5-4	-	5.0	5	4	4	1	1	3	2	22	82-47

## 2022 GAME-BY-GAME (NORTHWEST ARKANSAS, AA)

[illegible]

## 2022 MURDOCK BATTED BALL STATISTICS (A+)

BABIP	GB/FB	LD%	GB%	FB%	IFFB%	HR/FB	Pull%	Cent%	Oppo%	SwStr%
328	2.52	18.8%	58.1%	23.1%	29.6%	11.1%	42.0%	16.0%	42.0%	8.7%

## MURDOCK vs. TULSA IN 2022

W	L	ERA	G	GS	CG	SHO	GF	HLD	SV	SVO	IP	H	R	ER	HR	HB	BB	IBB	SO	AVG	WHIP
---	---	-----	---	----	----	-----	----	-----	----	-----	----	---	---	----	----	----	----	-----	----	-----	------

## MURDOCK VS. TULSA HITTERS IN 2022

[illegible]

## MINOR LEAGUE CAREER

SEASON	TEAM	W	L	ERA	G	GS	CG	SHO	SV	SV	IP	H	R	ER	HR	HB	BB	IBB	SO	WHIP	AVG	AB	WP	BK	GDP	TBF	NP-S
2019	Burlington (R)	3	1	2.17	11	6	0	0	0	0	37.1	35	12	9	2	4	11	0	43	1.23	.246	142	1	0	6	157	601-388
2020		Did not play (no minor league season)																									
2021	Quad Cities (A+)	2	1	3.18	7	6	0	0	0	0	22.2	15	9	8	0	2	11	0	19	1.15	.181	83	3	0	0	96	380-223
2022	2 Teams	0	1	5.36	10	10	0	0	0	0	40.1	41	28	24	3	6	24	0	39	1.61	.261	157	4	0	4	188	758-464
	Quad Cities (A+)	0	1	5.36	10	10	0	0	0	0	40.1	41	28	24	3	6	24	0	39	1.61	.261	157	4	0	4	188	758-464
	NW Arkansas (AA)																										
TOTAL (3 MilB Seasons)		5	3	3.68	28	22	0	0	0	0	100.1	91	49	41	5	12	46	0	101	1.37	.238	382	8	0	10	441	1739-1075



## PLAYER

### 14 HOLDEN CAPPS

**LHP** • R/L • 6'1" • 194 lbs • 3/24/1995 (27)  
2017 MLB Draft – Round 8 (U. of Central Oklahoma)  
Born/Resides: Lawton, Oklahoma

### 17 ZACK PHILLIPS

**LHP** • L/L • 6'1" • 170 lbs • 7/11/1998 (23)  
2019 MLB Draft – Round 27 (Ole Miss)  
Born: Sierra Vista, Arizona • Resides: Texarkana, Arkansas

### 18 ALEC MARSH

**RHP** • R/R • 6'3" • 220 lbs • 5/14/1998 (24)  
2019 MLB Draft – Round 2, 70th Overall (Arizona State)  
Born: Waukesha, Wisc. • Resides: Milwaukee, Wisc.

### 22 STEPHEN WOODS JR.

**RHP** • R/R • 6'1" • 200 lbs • 6/10/1995 (26)  
Traded from Tampa Bay – 7/21/2020  
Born: New Hyde Park, N.Y. • Resides: Huntington Station, N.Y.

### 27 WALTER PENNINGTON

**LHP** • L/L • 6'2" • 205 lbs • 4/14/1998 (24)  
Signed 8/19/2020 as an Undrafted League Free Agent  
Born: Englewood, Colorado • Resides: Broomfield, Colorado

### 29 NOAH MURDOCK

**RHP** • R/R • 6'8" • 205 lbs • 8/20/1998 (23)  
2019 MLB Draft – Round 7 (University of Virginia)  
Born: Richmond, VA. • Resides: Colonial Heights, VA

### 32 ANTHONY VENEZIANO

**LHP** • L/L • 6'6" • 200 lbs • 5/10/1997 (24)  
2019 MLB Draft – Round 10 (Catal Carolina)  
Born/Resides: Hackettstown, New Jersey

### 33 WILL KLEIN

**RHP** • R/R • 6'5" • 230 lbs • 11/28/1999 (22)  
2020 MLB Draft – Round 10 (Chapman University)  
Born: Maryville, Tennessee • Resides: Bloomington, Indiana

### 34 CHRISTIAN COSBY

**RHP** • R/R • 6'5" • 215 • 12/21/1996 (25)  
2018 MLB Draft – Round 10 (Chapman University)  
Born/Resides: Placentia, California

### 38 DANTE BIASI

**LHP** • L/L • 6'0" • 200 lbs • 12/22/1996 (25)  
2019 MLB Draft – Round 6 (Penn State)  
Born: Wilkes Barre, Penn. • Resides: Hazleton, Penn.

### 45 YEFRI DEL ROSARIO

**RHP** • R/R • 6'2" • 180 lbs • 9/23/1999 (22)  
Signed 12/5/2017 as a Minor League Free Agent  
Born/Resides: Miches, Dominican Republic

### 51 CHRISTIAN CHAMBERLAIN

**LHP** • L/L • 5'10" • 173 lbs • 7/20/1999 (22)  
2020 MLB Draft – Round 4 (Oregon State)  
Born: Grand Junction, Colorado • Resides: Reno, Nevada

### 53 ÁNGEL ZERPA

**LHP** • L/L • 6'0" • 220 lbs • 9/27/1999 (22)  
Signed 6/26/2016 as an International Free Agent  
Born: Valle De La Pascua, Venez. • Resides: Anaco, Venez.

### 55 JONAH DIPOTO

**RHP** • R/R • 6'1" • 225 • 9/3/1996 (25)  
2019 MLB Draft – Round 35 (University of San Diego)  
Born: Queens, New York • Resides: San Diego, California

## QUICK NOTES

- **2022: 3 of 12 outings have been scoreless in 2022, 0.2 IP on 4/28, 0.2 IP on 5/11 and 1.1 I on 5/19.**
- **2021:** Began the season on the Naturals' 60-Day IL and split the season between the Arizona Complex League, Quad Cities (A+) and NW Arkansas ... combined between three levels, went 4-2 across 22 games (three starts) with a 5.79 ERA (24 ER in 37.1 IP) and 36 strikeouts.
- **2019:** Split the season between Wilmington (A+) and NW Arkansas (AA), pitching in 39 games out of the bullpen for the Blue Rocks and Naturals with a combined 2.61 ERA (15 ER in 51.2 IP) and 55 strikeouts.

**2SFB, SL, CH**

**CONSECUTIVE BATTERS RETIRED:** 3 (6/5/2022)

**SCORELESS STREAK:** 1.0 IP (6/5/2022)

- **2022: Has not allowed an earned run in his last six outings (10.0 innings) ... fourth-longest active streak in Texas League, 5/18 to 6/4.**
- **2021:** Split the season between Columbia (A) and Quad Cities (A+), combining to pitch in 25 games out of the bullpen with an 0-4 record, but three saves and a 2.06 ERA (11 ER in 48.0 IP) while walking just 13 and striking out 51 ... 16 of his 25 total appearances were scoreless.
- **2019:** After being drafted, was assigned to Burlington (R) in the Appalachian League and pitched in 20 games out of the bullpen for the B-Royals, going 4-1 with two saves and a 2.15 ERA (9 ER in 37.2 IP), while striking out 29.

**4SFB, 2SFB, CT, SL, CH**

**CONSECUTIVE BATTERS RETIRED:** 0

**SCORELESS STREAK:** 3.0 IP (6/1/22 to 6/4/22)

- Ranked by MLB Pipeline as the No. 11 Royals prospect ... Ranked by *Baseball America* as the No. 14 Royals prospect
- **2022: Struck out 8 or more in five straight starts, including 10 strikeouts in back-to-back starts May 19 @ ARK and May 24 @ MID.**
- **2021:** Broke camp with NW Arkansas (AA) and made six starts for the Naturals, before missing the rest of the year with an injury ... went 1-3 with a 4.97 ERA (14 ER in 25.1 IP) with 42 strikeouts (14.92 K/9) ... over his first 8.1 Double-A innings: 8.1 hitless and scoreless innings, named first ever Double-A Central Pitcher of the Week.

**4SFB, SL, CV, CH**

**CONSECUTIVE BATTERS RETIRED:** 1 (6/5/2022)

**SCORELESS STREAK:** 0.1 IP (6/5/2022)

- **2021:** Spent the entire season with NW Arkansas (AA), beginning the season as a starting pitcher and finishing the year as a reliever ... in 22 games (7 starts, 15 relief appearances), went 5-7 with a 7.42 ERA (39 ER in 47.1 IP), while walking 45 and striking out 48.
- **2018-19:** Missed 2018 due to injury, went 9-3 in 2019 ... selected by Kansas City with the fourth overall pick in the Rule 5 Draft (12/12/2019).
- **2016-17:** Played two seasons in the Giants organization, reaching Class-A, traded to Tampa Bay December 20 in the 3B Evan Longoria deal.

**4SFB, CV, CH, CT**

**CONSECUTIVE BATTERS RETIRED:** 1 (6/5/2022)

**SCORELESS STREAK:** 0.2 IP (6/5/2022)

- **2022: Assigned to NWA on 4/21 ... Pitched 5.2 scoreless innings with nine strikeouts for Quad Cities (A+) across three relief outings ... earned decisions in five of first six outings with Naturals, three wins, one loss and one save ... 5 of 13 outings have been scoreless.**
- **2021:** Pitched 22 games for Columbia (A), went 3-3 with a team-leading four saves and a 3.18 ERA (14 ER in 39.2 IP) and 37 strikeouts ... placed on the 7-day injured list on 8/14 ... assigned to the ACL Royals Blue (R) on 9/7 for rehab and finished his season with two games there.
- **MISC:** Graduated from Colorado School of Mines with a mechanical engineering degree, threw 224.2 innings, but also hit .288 with a 1.142 OPS as an outfielder.

**4SFB, CV, CH**

**CONSECUTIVE BATTERS RETIRED:** 0

**SCORELESS STREAK:** 0.0 IP

- Ranked by MLB Pipeline as the No. 22 Royals prospect ... Ranked by *Baseball America* as the No. 26 Royals prospect
- **2022: Assigned to NWA 6/3 after making team-best 10 starts for Quad Cities (A+), went 0-1 with a 5.36 ERA (24 in 40.1 IP) with 39 strikeouts.**
- **2021:** Pitched in seven games (six starts) with Quad Cities (A+) beginning in June and threw 22.2 IP and 19 strikeouts while holding opponents to a .181 batting average without allowing a home run before a season-ending injury ... in his last four starts, gave up just two earned runs in 15.0 innings.

**2SFB, CB, SL, CH**

**CONSECUTIVE BATTERS RETIRED:**

**SCORELESS STREAK:**

- Ranked by MLB Pipeline as the No. 16 Royals prospect ... Ranked by *Baseball America* as the No. 30 Royals prospect
- **2022: 9 of 10 outings have been starts ... pitched 5.0 scoreless on 5/8 @ SPR ... did not issue walk for first time on 5/14 vs. WCH, in 4.2 IP of relief.**
- **2021:** Named Quad Cities (A+) Pitcher of the Year ... across 22 starts, went 6-4 with a 3.75 ERA (39 ER in 93.2 IP), while striking out an organization-best 127 and walking just 37 ... named the High-A Central Pitcher of the Year and All-Star left-handed starting pitcher.

**4SFB, SL, CH**

**CONSECUTIVE BATTERS RETIRED:** 1 (6/3/2022)

**SCORELESS STREAK:** 2.2 IP (6/3/2022)

- Ranked by MLB Pipeline as the No. 18 Royals prospect ... Ranked by *Baseball America* as the No. 22 Royals prospect
- **2022: Started the season on Injured List with shin splints, assigned to NWA on 5/14 ... began the season with three short starts, moved to bullpen 6/2.**
- **2021:** Named an MiLB.com Organization All-Star and MLB Pipeline's Royals' Pitching Prospect of the Year ... pitched in 36 games out of the bullpen for Quad Cities, went 7-1 with four saves and a 3.58 ERA, with 121 strikeouts in 70.1 IP ... among minor league pitchers who threw 70.0 innings, ranked 1st with 15.48 K/9 and 40.9% strikeout %, while 121 strikeouts were most for those with less than 15 starts.

**4SFB, CB, CH**

**CONSECUTIVE BATTERS RETIRED:** 0

**SCORELESS STREAK:** 0.0 IP

- **2022: Pitched 5.0 innings, two games (4/8 @ SPR and 4/13 vs. WCH) and struck out five before being placed on the Injured List April 19, activated May 31.**
- **2021:** After pitching five games in May with Columbia (A), was promoted to Quad Cities (A+) on 6/3, where he remained through the end of the season ... across 25 combined games (10 starts), went 5-4 with a 4.15 ERA (40 ER in 86.2 IP) while striking out 104 and walking just 23 ... among Royals Minor League pitchers who threw at least 80.0 innings, ranked first with a 2.39 BB/9 and 4.52 K/BB, fifth with a 10.80 K/9 and 29.1% K% ... also ranked third among that group of pitchers in WHIP (1.17), fourth in BABIP (.299) and sixth in ERA (4.15).

**4SFB, 2SFB, SL, CH**

**CONSECUTIVE BATTERS RETIRED:** 2 (6/3/2022)

**SCORELESS STREAK:** 0.2 IP (6/3/2022)

- **2022: First two games came in relief, piggybacking ASA Lacy ... made spot start on 4/23 @ FRI, threw 4.0 scoreless vs. Jack Leiter, then made two more starts. before transitioning back to bullpen ... returned to rotation 6/2 vs. CC, threw 5.0 scoreless innings with just one hit.**
- **2021:** Spent the entire season with Quad Cities (A+), going 5-2 with two saves across 24 games (six starts) with a 3.77 ERA (30 ER in 71.2 IP) and 84 strikeouts ... first 16 appearances of the year all came in relief, six of his last eight were starts, including four straight to end the year.
- **COLLEGE:** Across 28 games (27 starts) at Penn State, went 6-12 with a 3.76 ERA (57 ER in 136.1 IP) while striking out 153 and walking just 69.

**4SFB, SL, CH, 2SFB**

**CONSECUTIVE BATTERS RETIRED:** 4 (6/2/2022)

**SCORELESS STREAK:** 5.1 IP (5/27/22 to 6/2/22)

• Ranked by *Baseball America* as the No. 25 Royals prospect

- **2022: Did not allow a run across first four games and 11.1 IP of season ... 9 of 15 appearances have been scoreless.**
- **2021:** Spent the entire season with Northwest Arkansas, pitching in 26 games (11 starts) and going 2-4 with a 5.99 ERA (47 ER in 70.2 IP) ... ranked third on the Naturals pitching staff in strikeouts (78) and innings pitched (70.2), and fifth in both games pitched and games started.
- **2019:** Did not pitch due to injury ... had a nerve issue in his right bicep, only treatment was rest.

**4SFB, 2SFB, SL, CH**

**CONSECUTIVE BATTERS RETIRED:** 5 (6/3/22 to 6/5/22)

**SCORELESS STREAK:** 1.2 IP (6/3/22 to 6/5/22)

• Ranked by MLB Pipeline as the No. 29 Royals prospect

- **2022: Assigned to NWA 5/31 after pitching 13 games (4 starts) for Quad Cities, went 0-1 with a 4.29 ERA (10 ER in 21.0 IP) with 39 strikeouts ... among Royals minor league pitchers with at least 20.0 innings pitched, his 39.3% K% and 16.05 K/9 rank first, while his .189 opponents' average is fourth.**
- **2021:** Assigned to Quad Cities (A+) on May 23 and pitched two games in relief for the River Bandits, going 1-0 with a 4.91 ERA (2 ER in 3.2 IP) with one walk and six strikeouts, before being placed on the Injured List on June 14, and missed rest of the season with a nagging shoulder injury ... first 3.2 innings were scoreless before allowing two runs.

**4SFB, CB, CH**

**CONSECUTIVE BATTERS RETIRED:** 3 (6/5/2022)

**SCORELESS STREAK:** 1.0 IP (6/5/2022)

- Ranked by MLB Pipeline as the No. 12 Royals prospect ... Ranked by *Baseball America* as the No. 24 Royals prospect ... rated as having the "Best Control" among Royals' pitching prospects in the 2022 Best Tools survey from BA.
- **2022: Two scoreless starts: 4/16 & 4/22, 9.0 IP total ... after 2.0 inning start on April 10, last EIGHT starts have been at least 4.0 innings.**
- **2021:** Began the season in Quad Cities (A+) and after stops with NW Arkansas (AA) and Omaha (AAA), made his Major League debut on Sept. 30 vs. Cleveland, pitching 5.0 innings and allowing two runs with four strikeouts ... 108 strikeouts between the three MiLB levels ranked 8th among Royals minor pitchers, as did 88.1 innings pitched.

**4SFB, 2SFB, SL, CH**

**CONSECUTIVE BATTERS RETIRED:** 8 (6/4/2022)

**SCORELESS STREAK:** 2.2 IP (6/3/2022)

- **2022: Pitched a scoreless Cactus League inning with a strikeout on 3/29 against his dad's Seattle Mariners ... 154 opponents' batting average is lowest along Royals minor league pitchers with at least 20.0 IP ... 15.09 K/9 and 37.6% K% rank third.**
- **2021:** Pitched 22 games for Quad Cities, went 1-0 with eight saves (in 10 chances) and a 3.19 ERA (11 ER in 31.0 IP) and 39 strikeouts ... eight saves ranked tied second in the Royals' system ... 15 of his 22 outings were scoreless, only allowing more than one run three times.
- **MISC:** Full name is Jonah Seaver Dipoto, after Tom Seaver ... father Jerry Dipoto is currently the President of Baseball Operations for the Seattle Mariners, formerly their GM.

**SI, 4SFB, SL, CH**

**CONSECUTIVE BATTERS RETIRED:** 2 (6/4/2022)

**SCORELESS STREAK:** 0.1 IP (6/3/2022)

## CAREER HIGHS

IP	5.0	(5x) Last: 9/3/17 vs. Orem
K	7	(2x) Last: 7/1/18 vs. Asheville
BB	5	5/27/22 @ Midland
H	8	(3x) Last: 9/3/17 vs. Orem
R	7	9/9/17 @ Ogden
NP	95	(8/28/17 @ Ogden
IP	4.0	(3x) Last: 4/21/22 @ Frisco
K	6	7/13/21 @ Myrtle Beach
BB	4	4/9/22 @ Springfield
H	6	(2x) Last: 9/18/21 vs. South Bend
R	8	4/9/22 @ Springfield
NP	60	4/9/22 @ Springfield
IP	6.1	5/31/22 vs. Corpus Christi
K	11	5/14/21 vs. Tulsa
BB	5	5/12/22 vs. Wichita
H	9	(2x) Last: 5/31/22 vs. Corpus Christi
R	6	5/31/22 vs. Corpus Christi
NP	96	5/31/22 vs. Corpus Christi
IP	7.0	(2x) Last: 6/18/17 vs. Asheville
K	10	5/21/17 @ Charleston
BB	5	(6x) Last: 6/30/21 @ Springfield
H	10	6/18/21 @ San Antonio
R	7	6/18/21 @ San Antonio
NP	96	6/12/17 vs. Greenville
IP	3.1	(2x) Last: 5/7/22 @ Arkansas
K	6	(2x) Last: 4/15/22 vs. Cedar Rapids
BB	4	(2x) Last: 6/5/22 vs. Corpus Christi
H	5	7/11/21 vs. Charleston
R	5	(3x) Last: 6/5/22 vs. Corpus Christi
NP	51	6/24/21 vs. Myrtle Beach
IP	5.2	7/16/21 @ Beloit
K	7	5/20/22 @ Dayton
BB	5	4/15/22 vs. Cedar Rapids
H	8	4/27/22 vs. South Bend
R	5	5/26/22 @ Fort Wayne
NP	89	5/14/22 vs. Wisconsin
IP	6.0	(2x) Last: 7/30/21 vs. South Bend
K	10	(2x) Last: 6/3/22 vs. Corpus Christi
BB	5	4/9/22 @ Springfield
H	12	7/29/19 vs. Missoula
R	9	7/29/19 vs. Missoula
NP	90	5/28/22 @ Midland
IP	3.0	(5x) Last: 8/12/21 vs. Beloit
K	6	(5x) Last: 8/12/21 vs. Beloit
BB	5	(2x) Last: 6/2/22 vs. Corpus Christi
H	5	5/21/22 @ Arkansas
R	4	(4x) 5/21/22 @ Arkansas
NP	56	7/1/21 vs. Cedar Rapids
IP	6	9/1/21 @ Cedar Rapids
K	8	6/15/21 vs. Wisconsin
BB	4	7/10/19 vs. Ogden
H	10	7/22/19 @ Missoula
R	9	7/22/19 @ Missoula
NP	87	9/7/21 vs. Peoria
IP	5.0	(2x) Last: 6/2/22 vs. Corpus Christi
K	7	(5x) Last: 5/21/22 @ Arkansas
BB	5	6/29/21 vs. Cedar Rapids
H	6	4/29/22 vs. Amarillo
R	5	(2x) Last: 5/30/21 @ Dayton
NP	81	5/5/22 @ Springfield
IP	7.0	8/30/18 vs. Augusta
K	9	8/30/18 vs. Augusta
BB	5	(2x) Last: 8/1/21 vs. Wichita
H	8	6/22/18 vs. Charleston
R	8	6/22/18 vs. Charleston
NP	95	6/22/18 vs. Asheville
IP	2.2	(2x) Last: 5/14/22 vs. Wisconsin
K	6	5/3/22 @ Cedar Rapids
BB	4	4/8/22 @ South Bend
H	4	4/20/22 @ Wisconsin
R	2	(6x) Last: 6/5/22 vs. Corpus Christi
NP	48	4/8/22 @ South Bend
IP	6.2	5/29/22 @ Midland
K	10	(2x) Last: 6/4/22 vs. Corpus Christi
BB	4	(2x) Last: 8/18/18 @ AZL Mariners
H	11	(2x) Last: 7/26/19 @ Princeton
R	9	7/26/19 @ Princeton
NP	94	(2x) Last: 6/4/22 vs. Corpus Christi
IP	3.0	(4x) Last: 5/16/21 vs. Cedar Rapids
K	6	5/16/21 vs. Cedar Rapids
BB	4	(2x) Last: 4/8/22 @ Springfield
H	4	6/25/19 @ AZL Padres 1
R	3	(4x) Last: 7/30/21 vs. South Bend
NP	46	6/4/22 vs. Corpus Christi





## NATURALS RELIEVERS

PITCHER	LAST APPEARANCE (NWA)
38 Biasi, Dante	FRI 5/27 @ Midland (2.0 IP)
14 Capps, Holden	SUN 6/5 vs. Corpus Christi (1.0 IP)
51 Chamberlain, Christian	SUN 6/5 vs. Corpus Christi (2.0 IP)
34 Cosby, Christian	FRI 6/3 vs. Corpus Christi (2.0 IP)
45 Del Rosario, Yefri	SUN 6/5 vs. Corpus Christi (0.1 IP)
55 Dipoto, Jonah	SAT 6/4 vs. Corpus Christi (2.1 IP)
Haake, Zach	TUE 4/19 @ Frisco (2.2 IP)
33 Klein, Will	THU 6/2 vs. Corpus Christi (1.0 IP)
27 Pennington, Walter	SUN 6/5 vs. Corpus Christi (1.2 IP)
17 Phillips, Zack	SAT 6/4 vs. Corpus Christi (2.1 IP)
Smith, Patrick	THU 5/12 vs. Wichita (0.1 IP)
Sotillet, Andres	FRI 5/27 @ Midland (3.1 IP)
32 Veneziano, Anthony	SAT 5/14 vs. Wichita (4.2 IP)
Willeman, Zach	THU 5/26 @ Midland (2.0 IP)
22 Woods Jr., Stephen	SUN 6/5 vs. Corpus Christi (2.0 IP)

## ENTRANCE SITUATION

LEAD	TRAIL	TIED
3	3	-
5	5	2
-	2	-
1	1	1
6	8	2
5	9	1
1	2	-
1	-	-
6	3	4
2	10	1
1	1	1
6	-	1
-	1	-
9	5	2
9	5	1
55	55	16

## INNING ENTERING THE GAME

1	2	3	4	5	6	7	8	9	10+
-	2	-	-	1	2	-	-	-	-
-	-	1	1	3	4	1	-	2	-
-	-	-	-	-	-	1	1	-	-
-	-	-	1	1	1	-	-	-	-
-	-	1	2	1	4	2	4	2	-
-	-	-	-	-	3	5	6	2	-
-	-	-	-	-	1	-	-	-	-
-	-	-	-	-	1	-	-	-	-
-	-	-	2	1	1	4	3	1	1
1	1	1	-	3	2	1	2	1	1
-	-	-	-	2	1	-	-	-	-
-	-	-	-	1	-	1	4	1	-
-	1	-	-	-	-	-	-	-	-
-	-	-	-	-	-	1	8	6	1
-	-	-	1	-	2	9	1	2	-
1	4	4	7	12	23	26	29	17	3

## INHERITED RUNNERS

BR INHER.	BR SCORE	% SCORE
3	0	0.0%
6	0	0.0%
-	-	-
3	2	66.7%
10	3	30.0%
15	3	20.0%
3	3	100.0%
-	-	-
-	-	-
9	1	11.1%
9	0	0.0%
-	-	-
6	0	0.0%
3	1	33.3%
5	3	60.0%
4	1	25.0%
76	17	22.4%

## 1-2-3 INNINGS

TOTAL	POSSIBLE	% 1-2-3
5	17	29.4%
3	16	18.8%
0	3	0.0%
1	6	16.7%
7	31	22.6%
6	17	35.3%
2	7	28.6%
0	1	0.0%
7	19	36.8%
6	23	26.1%
-	-	-
3	11	27.3%
1	4	25.0%
8	20	40.0%
3	18	16.7%
52	193	26.9%

## STARTING PITCHER SPLITS

PITCHER	GS	W-L	TEAM W-L	R SUPPORT	SUPPORT/START
28 Parrish, Drew	10	4-3	5-5	27	2.70
18 Marsh, Alec	10	1-3	3-6	23	2.30
32 Veneziano, Anthony	9	1-4	4-5	33	3.67
53 Zerpa, Angel	9	1-4	3-6	24	2.67
38 Biasi, Dante	4	1-0	4-0	17	4.25
33 Klein, Will	3	0-0	2-1	7	2.33
39 Martinez, Marcelo	3	1-1	2-1	15	5.00
21 Lacy, Asa	2	0-1	1-1	9	4.50
29 Murdock, Noah					
50				155	3.10

## 1ST PITCH STRIKES

FPS	TBF	% FPS
134	215	62.3%
116	189	61.4%
81	162	50.0%
104	174	59.8%
36	72	50.0%
15	30	50.0%
39	55	70.9%
23	43	53.5%
548	940	58.3%

## 1-2-3 INNINGS

TOTAL	POSSIBLE	% 1-2-3
28	54	51.9%
11	41	26.8%
5	30	16.7%
8	50	16.0%
3	16	18.8%
0	3	0.0%
7	14	50.0%
3	9	33.3%
65	217	30.0%

## NATURALS STARTERS VS. RELIEVERS

STARTERS	RELIEVERS
9-15	W-L
4.83	ERA
214.1	INNINGS
196 (30)	HITS (HR)
124 (115)	R (ER)
110	BB
246	K
1.43	WHIP
.239	AVG

## STARTING PITCHER/CATCHER MATCHUPS

PITCHER	LOGAN PORTER							GAVIN STUPIENSKI							SEBASTIAN RIVERO							TOTALS							
	GS	W-L	ERA	IP	ER	BB	SO	GS	W-L	ERA	IP	ER	BB	SO	GS	W-L	ERA	IP	ER	BB	SO	GS	W-L	ERA	IP	ER	BB	SO	
28 Parrish, Drew	3	2-1	3.16	17.1	14	4	11	3	1-1	0.00	18.2	7	3	21	4	1-1	3.32	19.0	10	7	16	10	4-3	2.13	55.0	13	14	48	
18 Marsh, Alec	5	1-1	5.56	22.1	20	10	39	1	0-1	13.50	2.0	4	4	5	4	0-1	5.94	16.2	15	8	28	9	1-2	5.72	39.1	25	18	67	
32 Veneziano, Anthony	4	0-1	6.62	17.2	19	12	21	1	0-0	4.15	4.1	5	3	3	3	1-2	12.27	7.1	10	10	4	9	1-4	7.54	37.0	31	28	35	
53 Zerpa, Angel	4	0-2	4.82	18.2	22	6	24	1	0-1	4.05	6.2	8	1	9	3	1-0	1.29	14.0	15	2	12	9	1-4	4.79	41.1	22	11	45	
38 Biasi, Dante	2	0-0	7.04	7.2	11	5	11	1	1-0	0.00	5.0	1	3	4	1	0-0	0.00	4.0	3	3	4	4	4-0	4.19	34.1	16	21	36	
33 Klein, Will	2	0-0	16.88	2.2	6	7	1	-	-	-	-	-	-	-	1	0-0	20.25	1.1	2	5	1	3	0-0	18.00	5.0	10	17	4	
39 Martinez, Marcelo	2	0-0	3.38	8.0	5	6	10	-	-	-	-	-	-	-	1	1-0	1.50	6.0	2	1	7	3	1-0	2.57	14.0	4	7	17	
21 Lacy, Asa	-	-	-	-	-	-	-	-	-	-	-	-	-	-	1	0-0	6.75	4.0	1	3	6	2	0-1	4.66	9.2	5	5	13	
Relievers	10-4	4.99	101.0	98	60	105		1-1	6.48	25.0	24	25	24		-	4-6	6.58	91.2	108	52	87		15-11	5.67	230.0	145	141	218	
TOTALS	22	13-9	5.20	195.7	113	110	222	7	3-4	3.79	61.7	26	39	66	18	8-10	5.71	164.0	104	91	165	50	24-26	5.27	444.1	260	251	464	
	CS/ATT		6/25	PCT	24.0%			CS/ATT		0/3	PCT	0.0%			CS/ATT		3/28	PCT	10.7%			CS/ATT		9/66	PCT	13.6%			

TOTALS include games caught by Tyler Cropley, including 3 starts, and pitchers went 0-3 with a 6.26 ERA (16 ER in 23.0 IP with 11 walks and 11 strikeouts)...CS/ATT: 0/8

## CATCHER PITCHING STATS

CATCHERS	W	L	ERA	GS	SV	IP	H	R	ER	HR	HB	BB	IBB	SO	WHIP	AVG	WP	GDP	TBF	SB	CS	ATT	%CS	PB
11 Logan Porter	13	9	5.20	22	5	195.2	195	122	113	26	12	110	3	222	1.56	.260	11	16	877	19	6	25	24.0%	1
3 Sebastian Rivero	8	10	5.71	18	1	164.0	166	112	104	20	9	91	2	165	1.57	.261	14	16	743	25	3	28	10.7%	3
44 Gavin Stupienksi	3	4	3.79	7	0	61.2	49	31	26	4	2	39	0	66	1.43	.183	3	5	268	3	0	3	0.0%	0
Tyler Cropley	0	3	6.26	3	0	23.0	26	17	16	5	1	11	0	11	1.61	.248	2	1	105	8	0	8	0.0%	0

## NATURALS PITCHER PICKOFF LOG (4)

	DATE	INNING	PITCHER	RUNNER	BASE	OUT #
1	4/16 vs. Wichita	▲ 3	Ángel Zerpa (1)	Kevin Merrell	1st	1
2	4/28 vs. Amarillo	▲ 3	Ángel Zerpa (2)	Blaze Alexander	2nd	1
3	5/18 @ Arkansas	▼ 6	Zack Phillips (1)	Patrick Frick	1st	2
4	5/21 @ Arkansas	▼ 3	Dante Biasi (1)	Cade Marlowe	2nd	3

## AUTOMATIC BALLS CALLED ON NATURALS PITCHERS (8)

DATE	INNING	UMPIRE	PITCHER	COUNT AT CALL	BATTER RESULT (COUNT)
4/19/2022 @ Frisco	▼ 2	Jake Bruner	Alec Marsh	0-0	Strikeout (1-2)
4/19/2022 @ Frisco	▼ 8	Jake Bruner	Stephen Woods Jr.	3-1	Walk (3-1)
4/21/2022 @ Frisco	▼ 3	Benjamin Engstrand	Anthony Veneziano	1-2	Walk (3-2)
4/26/2022 vs. Amarillo	▲ 3	Tanner Dobson	Drew Parrish	0-0	Popout (1-2)
4/30/2022 vs. Amarillo	▲ 3	Harrison Silverman	Alec Marsh	1-1	Strikeout (3-2)
5/1/2022 vs. Amarillo	▲ 1	Willie Traynor	Drew Parrish	0-2	Popout (1-2)
5/21/2022 @ Arkansas	▼ 1	Chris Presley-Murphey	Will Klein	0-0	Walk (3-2)
5/26/2022 @ Midland	▼ 8	Benjamin Engstrand	Zach Willeman	0-0	Bunt Single (1-0)



## PLAYER

## QUICK NOTES

## CAREER HIGHS

## 1 JOHN RAVE

OUTFIELDER • L/L • 6'0" • 185 • 12/30/1997 (24)  
2019 MLB Draft – Round 5 (Illinois State)  
Born: Canton, Illinois • Resides: Bloomington, Illinois

## 3 SEBASTIAN RIVERO

CATCHER • R/R • 6'1" • 215 • 12/10/1995 (27)  
Signed 7/12/2015 as an International Free Agent  
Born: Maracay, Venezuela • Resides: Mariara, Venezuela

## 4 RYAN GROTJOHN

INF/OF • L/R • 6'2" • 175 • 4/25/1995 (27)  
Signed 1/27/2022 as a Minor League Free Agent  
Born: Bakersfield, California • Resides: Scottsdale, Arizona

## 7 BRHET BEWLEY

INF/OF • R/R • 5'11" • 182 lbs • 1/30/1997 (25)  
2019 MLB Draft – Round 32 (University of San Diego)  
Born: Temecula, California Resides: Winchester, California

## 8 MAIKEL GARCIA

INFIELDER • R/R • 6'0" • 145 • 3/3/2000 (22)  
Signed 7/27/2016 as an International Free Agent  
Born/Resides: La Sabana, Venezuela

## 9 JAKE MEANS

INFIELDER • R/R • 6'2" • 215 • 4/14/1996 (26)  
2019 MLB Draft – Round 22 (Indiana State)  
Born/Resides: Olathe, Kansas

## 11 LOGAN PORTER

CATCHER • R/R • 6'0" • 200 • 7/12/1995 (26)  
Signed 6/21/2018 as a Non-Drafted Free Agent  
Born: Phoenix, Arizona • Resides: Surprise, Arizona

## 12 TUCKER BRADLEY

OUTFIELDER • L/L • 6'0" • 206 • 5/6/1998 (24)  
Signed 6/23/2020 as a Non-Drafted Free Agent  
Born/Resides: Chickamauga, Georgia

## 13 NICK LOFTIN

OUTFIELDER • R/R • 6'1" • 180 • 9/25/1998 (23)  
2020 MLB Draft – CBA Round (32nd Overall)  
Born/Resides: Corpus Christi, Texas

## 16 ROBBIE GLENDINNING

INFIELDER • R/R • 6'2" • 198 • 10/6/1995 (26)  
Signed 2/22/2022 as a Minor League Free Agent  
Born: Perth, Western Australia • Resides: Kansas City, MO

## 25 SEULY MATIAS

OUTFIELDER • R/R • 6'3" • 225 • 9/4/1998 (23)  
Signed 7/4/2015 as an International Free Agent  
Born/Resides: La Isabela, Dominican Republic

## 26 MICHAEL MASSEY

INFIELDER • L/R • 6'0" • 190 • 3/22/1998 (24)  
2019 MLB Draft – Round 4 (University of Illinois)  
Born: Palos Park, Illinois • Resides: Champaign, Illinois

## 44 GAVIN STUPIENSKI

C/B • L/R • 6'1" • 220 • 3/12/1994 (28)  
Signed 5/5/2021 as a Minor League Free Agent  
Born: Princeton, N.J. • Resides: Wilmington, N.C.

- 2022: Began the season with NWA, assigned to Omaha (AAA) on May 25 and went 3-for-16 across five games, assigned back to NWA June 4.
- 2021: Named an MiLB.com Organization All-Star in the outfield for Kansas City ... spent the season with Quad Cities (A+), playing in 77 games and hit .252/.352/.453 (70-for-278) ... hit 14 homers and stole 13 bases, making him one of five 13-13 players in the system in 2021.
- 2019: Assigned to Burlington (R) after being drafted and played 15 games in the Appalachian League before being promoted to Lexington (A) on 7/7, where he finished the season ... combined to slash .234/.326/.320 (54-for-231) across the two levels with 13 XBH and 16 RBI.

HIT STREAK:

ON-BASE BASE STREAK:

- 2022: Assigned to NW Arkansas to begin the season, recalled by Kansas City May 8-13 and May 17-28 ... in three Major League games (5/12, 5/19, 5/22), went 0-for-7 with one walk & four strikeouts ... had first 2-homer game of his career on 4/27 vs. Amarillo.
- 2021: Split the season between Omaha (AAA) and Kansas City, appearing in 17 games (9 starts) for the Royals in his first Major League season and slashed .175/.250/.225 (7-for-40) ... made his Major League debut on 5/8 against the White Sox as the starting catcher ... appeared in 42 games with the Storm Chasers and slashed .260/.319/.380 (39-for-150) and threw out 10 of 34 would-be base stealers (29%).

HIT STREAK:

ON-BASE BASE STREAK:

- 2022: Started season 0-for-11, first hit of season was 2nd inning home run on 4/30 vs. Amarillo.
- 2021: Released by Arizona on 1/8, spent the season in the American Association with the Kansas City Monarchs and was named the American Association All-Star at 2B, slashing .329/.436/.523 (109-for-339) with 10 HR and 60 RBI for the league champions ... led the team in OBP and ranked second on the team in AVG, BB (55) and SB (12)
- 2017-2019: Spent three seasons in the Diamondbacks' system originally Arizona's 10th-round pick in 2017 ... reached as high as Double-A Jackson in 2018 and 2019 ... won league championships with Jackson and Visalia (A+) in 2019.

HIT STREAK: 3 Games (6/1 to 6/5). 375 (3-for-8), 1 HR

ON-BASE BASE STREAK: 4 Games (5/31 to 6/5). 250 (3-for-12), 1 BB

- 2022: Began the season on Injured List, activated by NW Arkansas on 5/3 ... went 2-for-5 in his first game of the season on 5/5 @ SPR, with a solo home run in the sixth inning, his second hit of the day ... went 3-for-3 with a double & two runs off the bench, 5/25 @ MID, tied single-game career high in hits.
- 2021: Spent most of the season with NW Arkansas (AA), slashing .230/.284/.363 (47-for-204) across 56 games ... out of action for a month, on the Injured List between 8/10 and 9/5 ... appeared at 2nd base, (23 G), 3rd base (23 G), left field (5 G) and DH (5 G), also pitched one inning (7/25).
- 2019: Spent the entire season with Lexington (A), playing in 60 games, while slashing .252/.356/.307 (51-for-202) with one HR and 17 RBI.

HIT STREAK:

ON-BASE BASE STREAK: 4 Games (6/1 to 6/5). .083 (1-for-12), 4 BB

- Ranked by MLB Pipeline as the No. 20 Royals prospect ... Ranked by *Baseball America* as the No. 28 Royals prospect ... rated as having the "Best Infield Arm" among Royals' prospects in *Baseball America's* 2022 Best Tools survey.
- 2022: Has reached base in 43 of 48 games, reaching base multiple times on 29 occasions ... 14-game hitting streak from 4/27 to 5/12: hit .397 with .970 OPS.
- 2021: Split season between 47 (A), and Quad Cities (A+), slashed .291/.380/.405 (120-for-480) between the two levels ... ranked third in the Royals' minor league system in average (.291) among qualified hitters and sixth in BABIP (.341) ... fifth in the system in hits (120), tied fourth in steals (35) ... added to KC 40-man roster on 11/19/21.

HIT STREAK: HIT STREAK:

ON-BASE BASE STREAK:

- 2022: Reached base 4 times in back-to-back games, 5/27 and 5/28 @ Midland ... doubled six times in eight-game stretch, 5/24 to 6/1.
- 2021: Spent the first month and a half of the season with Columbia (A) before a promotion to Quad Cities (A+) on 6/15, where he finished out the season ... combined to slash .222/.343/.429 (76-for-343) over 97 games, with 16 home runs and 52 runs batted in ... assigned to the Surprise Saguaros of the Arizona Fall League after the MiLB season ... across 19 games, slashed .171/.244/.271 (12-for-70) with four doubles.
- MISC: Younger brother of Baltimore starting pitcher John Means ... attended Gardner Edgerton HS, same high school as Bubba Starling ... college teammates with Clay Dungan

HIT STREAK:

ON-BASE BASE STREAK: 3 Games (6/3 to 6/5). 200 (2-for-10), 1 BB, 1 HBP

- 2022: Has reached in 31 of 34 games ... Royals system leader in batting average (.333), on-base percentage (.462) and OPS (1.009), 2nd in SLG (.547) ... ranks 3rd in both Texas League and Double-A, while placing 5th among all qualified Minor League hitters with his .462 on-base percentage.
- 2021: Spent the season with Quad Cities (A+) and slashed .241/.368/.451 (62-for-257) in 77 games ... named a High-A Central post-season All-Star at catcher ... hit a walk-off homer in Game 4 of the High-A Central Championship Series on 9/25 to win 2-1 and force Game 5.
- MISC: Grew up down the street from Surprise Stadium, was a dabbie for the AZL Royals the summer of 2011 while in high school, also caught bullpens for the team.

HIT STREAK: 3 Games (6/1 to 6/4). 500 (5-for-10), 2 2B, 2 HR

ON-BASE BASE STREAK: 4 Games (5/31 to 6/4). 385 (5-for-13), 5 BB

- 2022: Two of five home runs this season have been GRAND SLAMS, 4/23 @ Frisco and 5/12 vs. Wichita, both in 5th inning, first two of his pro career.
- 2021: Began his professional career splitting the year between Columbia (A) and Quad Cities (A+) and combined to slash .285/.380/.427 (94-for-330) with 30 extra-base hits and 45 runs batted in ... his .380 OBP ranked fourth among qualified Royals Minor Leaguers, while a .285 average and .807 OPS ranked eighth.
- 2017-2020: Played collegiately at the University of Georgia, where he slashed .317/.384/.412 (143-for-451) in 125 games with 14 doubles, nine home runs and 62 RBI ... lists his favorite college memory as playing at Baum-Walker Stadium his freshman season.

HIT STREAK: 2 Games (6/4 to 6/5). 375 (3-for-8), 1 HR

ON-BASE BASE STREAK: 2 Games (6/4 to 6/5). 375 (3-for-8), 1 BB

- Ranked by MLB Pipeline as the No. 5 Royals prospect ... Ranked by *Baseball America* as the No. 12 Royals prospect ... rated as having the "Best Strike-Zone Discipline" among Royals' prospects in *Baseball America's* 2021 AND 2022 Best Tools surveys.
- 2022: Second on team with 17 multi-hit games and tied for team lead with nine multi-run games ... has reached in 32 of 40 games, hits in 27 of 40 games.
- 2021: Spent his first pro season with Quad Cities (A+) and slashed .289/.374/.464 (103-for-356) across 90 games, named an MiLB.com Organization All-Star at third base ... won the High-A East Central batting title with a .289 average ... hit for the cycle on 8/1, going 5-for-6 at the plate with a walk-off homer in the ninth to complete the cycle.

HIT STREAK: 4 Games (5/27 to 5/31). 474 (9-for-19), 2 2B, 1 HR

ON-BASE BASE STREAK: 4 Games (5/27 to 5/31). 474 (9-for-19), 1 BB

- 2022: Reached base in first 15 games of the season, April 8-29, longest streak on team this season ... has reached base in 39 of 44 games this season ... has reached base multiple times on 20 games ... 34 RBI rank 3rd among Royals minor leaguers.
- 2021: Did not play, missing the entire year after undergoing Tommy John surgery ... tore his UCL while playing catch in February 2021.
- 2017-2019: Drafted by Pittsburgh in the 21st Round in 2017 and spent three seasons in the Pirates organization, slashing .274/.361/.417 (174-for-636) across 189 games, reaching as high as Double-A Altoona in 2019 ... named a Florida State League Mid-season All-Star in 2019.

HIT STREAK:

ON-BASE BASE STREAK: 14 Games (5/21 to 6/5). 250 (14-for-56), 8 BB, 1 HBP

- Ranked by *Baseball America* as the pre-season No. 31 Royals prospect ... rated as having the "Best Outfield" among Royals' prospects in *Baseball America's* Best Tools surveys for five straight years, 2018 to 2022.
- 2022: Hit 14th walk-off HR in Nationals history, 6/4 vs. CC, two-run homer in 10th, his team-leading 9th HR of the season.
- 2021: Split the season between Quad Cities (A+) and Northwest Arkansas (AA), with a rehab appearance for the ACL Royals, playing in 64 total games with a .213/.309/.511 (50-for-235) slash line ... after the MiLB season, assigned to Surprise of the Arizona Fall League, tied for the team lead both with six home runs and 20 runs batted in .

HIT STREAK:

ON-BASE BASE STREAK: 4 Games (6/2 to 6/5). .083 (1-for-12), 4 BB, 1 HBP

- Ranked by MLB Pipeline as the No. 21 Royals prospect ... Ranked by *Baseball America* as the No. 15 Royals prospect
- 2022: Named Texas League Player of the Week for the week of April 25-May 1, hit .4117 with 1.225 OPS ... homered in three straight games, April 22-24 @ FRI ... had multiple hits in five straight games from 5/24 to 5/28, 7 times in 9 games from 5/24 to 6/2 ... has driven it at least one run in 29 of 48 games.
- 2021: Spent the entire season with Quad Cities (A+) and slashed .289/.351/.531 (112-for-388) in 99 games ... won the Minor League Gold Glove at second base, with a .989 fielding percentage in 284 total chances, which led ALL MiLB second basemen ... also named an MiLB.com organization All-Star and High-A Central Postseason All-Star ... reached base in 80 of 90 games played for the River Bandits.

HIT STREAK:

ON-BASE BASE STREAK:

- 2021: Took one at-bat for the Naturals on 5/21 in Springfield and played two innings in left field, before being assigned to Quad Cities (A+) on 5/25 ... played in 38 games for the River Bandits, making 24 starts at first and slashing .264/.376/.482 (29-for-110) ... after hitting a solo home run in the fourth inning on 9/9 vs. Peoria, pitched the 11th inning and took the loss in an 8-5 defeat.
- 2018-2020: Played 104 games of Indy Ball for four teams across four different leagues, slashed a collective .273/.368/.349 (76-for-278).
- 2016-2017: Drafted in the 12th round of the 2016 draft by Arizona, spent two years in the D-backs system, hit .306 (46-for-150) over 47 games.

HIT STREAK:

ON-BASE BASE STREAK:

H	4	(2x) Last: 8/1/21 vs. South Bend
R	4	8/1/21 vs. South Bend
HR	2	8/5/21 @ Cedar Rapids
RBI	5	(2x) Last: 8/3/21 @ Cedar Rapids
BB	3	(2x) Last: 5/17/22 @ Arkansas
SB	3	8/22/21 @ South Bend
H	5	6/10/21 @ St. Paul
R	4	7/2/18 vs. Asheville
HR	2	4/27/22 vs. Amarillo
RBI	4	(3x) Last: 6/10/21 @ St. Paul
BB	2	(8x) Last: 5/4/22 @ Springfield
SB	1	(4x) Last: 8/17/21 vs. Columbus
H	4	(2x) Last: 8/21/18 vs. Peoria
R	4	6/26/18 @ Peoria
HR	1	(14x) Last: 6/5/22 vs. Corpus Christi
RBI	7	7/27/18 vs. Beloit
BB	3	(2x) Last: 5/14/19 @ Mobile
SB	1	(13x) Last: 8/31/19 vs. Jacksonville
H	3	(5x) Last: 5/25/22 @ Midland
R	3	8/25/19 @ Augusta
HR	1	(9x) Last: 9/17/21 vs. Springfield
RBI	4	7/20/21 @ Tulsa
BB	3	(3x) Last: 9/1/19 @ Hickory
SB	2	(2x) Last: 7/31/18 @ Pulaski
H	4	(3x) Last: 5/1/22 vs. Amarillo
R	4	(2x) Last: 4/8/22 @ Springfield
HR	1	(5x) Last: 9/8/21 vs. Peoria
RBI	3	(4x) Last: 9/8/21 vs. Peoria
BB	3	(5x) Last: 4/13/22 vs. Wichita
SB	3	6/20/19 @ Bristol
H	4	8/12/19 @ Greenville
R	4	7/9/21 @ Wisconsin
HR	1	(21x) Last: 9/18/21 vs. South Bend
RBI	4	(2x) Last: 6/18/21 vs. Wisconsin
BB	3	(3x) Last: 7/9/21 @ Wisconsin
SB	1	(8x) Last: 4/8/22 @ Springfield
H	4	8/6/19 @ Johnson City
R	3	(4x) Last: 8/1/21 vs. South Bend
HR	2	(5x) Last: 7/14/21 @ Beloit
RBI	4	(2x) Last: 8/10/21 vs. Beloit
BB	3	(3x) Last: 4/9/22 @ Springfield
SB	1	8/10/21 vs. Beloit
H	3	(11x) Last: 5/26/22 @ Midland
R	3	(3x) Last: 8/17/21 @ South Bend
HR	2	8/10/21 vs. Beloit
RBI	5	6/24/21 @ Beloit
BB	3	8/27/21 vs. Wisconsin
SB	2	(4x) Last: 5/21/22 @ Arkansas
H	5	8/1/21 vs. South Bend
R	4	8/1/21 vs. South Bend
HR	1	(14x) Last: 5/13/22 vs. Wichita
RBI	5	4/22/22 @ Frisco
BB	3	(2x) Last: 9/5/21 @ Cedar Rapids
SB	2	4/12/22 vs. Wichita
H	4	5/3/19 vs. Lakeland
R	3	(4x) Last: 5/27/22 @ Midland
HR	1	(21x) Last: 5/24/22 @ Midland
RBI	4	(3x) Last: 5/21/22 @ Arkansas
BB	3	(2x) Last: 6/17/19 vs. Harrisburg
SB	2	6/3/19 @ Daytona
H	3	(15x) Last: 5/28/22 @ Midland
R	3	(4x) Last: 5/28/22 @ Midland
HR	2	(8x) Last: 9/18/21 vs. Springfield
RBI	5	7/23/17 vs. Bristol
BB	3	5/4/22 @ Springfield
SB	1	(17x) Last: 8/28/21 vs. Springfield
H	5	6/26/21 @ Beloit
R	4	(2x) Last: 7/9/21 @ Wisconsin
HR	3	7/14/21 @ Beloit
RBI	5	(2x) Last: 8/19/21 @ South Bend
BB	3	5/8/22 @ Springfield
SB	1	(23x) Last: 5/31/22 vs. Corpus Christi
H	4	7/29/21 vs. South Bend
R	3	(2x) Last: 8/28/21 vs. Wisconsin
HR	2	8/19/21 @ South Bend
RBI	4	9/8/21 vs. Peoria
BB	2	(5x) Last: 9/8/21 vs. Peoria
SB	1	(2x) Last: 8/20/16 @ AZL Cubs



So Nice, They Did It Twice (Or More)	Multi-Hit Games					Multi-Run Games					Multi-RBI Games					Multi-BB Games					Multi-K Games					Multi-SB Games				
	2	3	4	5+	T	2	3	4	5+	T	2	3	4	5+	T	2	3	4	5+	T	2	3	4	5+	T	2	3	4	5+	T
Bates, Parker	-	-	-	-	-	-	-	-	-	-	-	-	-	-	-	-	-	-	-	-	1	-	-	-	1	1	-	-	-	1
7 Bewley, Brhet	2	1	-	-	3	1	-	-	-	1	-	-	-	-	-	-	-	-	-	-	2	2	-	-	4	-	-	-	-	-
12 Bradley, Tucker	9	2	-	-	11	7	-	-	-	7	2	1	2	-	5	1	-	-	-	1	1	-	-	-	1	2	-	-	-	2
Cropley, Tyler	-	-	-	-	-	-	-	-	-	-	-	-	-	-	-	-	-	-	-	-	-	-	-	-	-	-	-	-	-	-
Eaton, Nate	5	4	-	-	9	1	2	-	-	3	4	-	-	-	4	2	-	-	-	2	8	-	-	-	8	1	-	-	-	1
8 Garcia, Maikel	13	2	1	-	16	8	1	1	-	10	2	-	-	-	2	6	1	-	-	7	7	1	1	-	9	2	-	-	-	2
16 Glendinning, Robbie	11	-	-	-	11	3	3	-	-	6	7	3	1	-	11	6	-	-	-	6	11	6	-	-	17	-	-	-	-	-
4 Grotjohn, Ryan	1	-	-	-	1	-	-	-	-	-	2	-	-	-	2	1	-	-	-	1	3	3	-	-	6	-	-	-	-	-
13 Loftin, Nick	12	5	-	-	17	6	3	-	-	9	6	-	-	1	7	2	-	-	-	2	3	-	-	-	3	1	-	-	-	1
26 Massey, Michael	8	11	-	-	19	7	-	-	-	7	4	2	3	-	9	1	1	-	-	2	6	2	-	-	8	-	-	-	-	-
25 Matias, Seuly	6	4	-	-	10	1	2	-	-	3	6	4	-	-	10	2	1	-	-	3	14	6	1	-	21	-	-	-	-	-
9 Means, Jake	7	-	-	-	7	3	-	-	-	3	4	2	-	-	6	2	-	-	-	2	9	3	-	-	12	-	-	-	-	-
11 Porter, Logan	12	2	-	-	14	4	-	-	-	4	4	-	-	-	4	5	1	-	-	6	6	-	-	-	6	-	-	-	-	-
1 Rave, John	8	1	-	-	9	2	-	-	-	2	5	3	-	-	8	3	2	-	-	5	8	-	-	-	8	1	-	-	-	1
3 Rivero, Sebastian	4	1	-	-	5	1	1	-	-	2	2	1	-	-	3	3	-	-	-	3	3	1	-	-	4	-	-	-	-	-
44 Stupiensi, Gavin	1	-	-	-	1	-	-	-	-	-	1	-	-	-	1	-	-	-	-	-	2	1	-	-	3	-	-	-	-	-
	99	33	1	0	133	44	12	1	0	57	49	16	6	1	72	34	6	0	0	40	84	25	2	0	111	8	0	0	0	8

## HITTING STREAKS

## ON-BASE STREAKS

PLAYER	CURRENT	LONGEST	DATES/RESULTS								CURRENT	LONGEST	DATES/RESULTS								
			START	END	AVG	2B	3B	HR	RBI	OPS			START	END	AVG	2B	HR	BB	HBP	OBP	
7 Bewley, Brhet	-	4	5/25	5/28	.368 (7-19)	2	0	0	1	.874	4	4 (2x)	6/1	6/5	.083 (1-12)	0	0	4	0	0	.313
12 Bradley, Tucker	2	6 (3x)	5/19	5/26	.526 (10-19)	1	1	1	6	1.451	2	8	5/19	5/28	.444 (12-27)	2	2	5	0	5	.531
7 Garcia, Maikel	-	14	4/27	5/12	.397 (23-58)	6	0	0	6	.970	-	14	4/27	5/12	.397 (23-58)	6	0	8	0	8	.470
16 Glendinning, Robbie	-	6	4/22	4/29	.391 (9-23)	4	0	1	6	1.158	14	15	4/8	4/29	.300 (15-50)	5	2	13	1	4	.453
4 Grotjohn, Ryan	3	3	6/1	6/4	.375 (3-8)	0	0	1	3	1.083	4	4	5/31	6/5	.250 (3-12)	0	1	1	0	1	.286
13 Loftin, Nick	4	6	5/4	5/10	.480 (12-24)	4	1	1	6	1.321	4	7	4/16	4/24	.259 (7-27)	0	2	7	0	4	.412
26 Massey, Michael	-	7	5/21	5/28	.469 (15-32)	4	0	2	13	1.295	-	10	5/20	5/31	.439 (18-41)	4	2	7	0	5	.500
25 Matias, Seuly	-	5	5/25	5/31	.421 (8-19)	2	1	3	8	1.560	4	6 (2x)	5/24	5/31	.364 (8-22)	2	3	3	0	4	.423
9 Means, Jake	-	5	5/27	6/1	.444 (8-18)	4	0	1	3	1.398	3	5	5/27	6/1	.444 (8-18)	4	1	5	0	5	.565
11 Porter, Logan	3	5	5/8	5/14	.500 (10-20)	1	0	3	4	1.545	4	13	5/8	5/28	.408 (20-49)	4	3	8	2	5	.508
1 Rave, John	-	5	5/3	5/8	.368 (7-19)	0	0	0	5	.797	-	8	4/16	4/26	.261 (6-23)	2	2	12	0	5	.514
3 Rivero, Sebastian	-	5	4/20	4/27	.333 (8-24)	3	0	2	6	1.028	-	9	4/20	5/4	.342 (13-38)	5	3	2	1	4	.381
44 Stupiensi, Gavin	-	2	5/29	6/2	.333 (2-6)	1	0	0	2	.929	-	4	5/22	6/2	.286 (4-14)	2	0	1	1	1	.375

BOLD indicates longest streak in 2022 among active players

Italics indicates longest personal streak is active

## PITCHES/PLATE APPEARANCE &amp; PLATE APPEARANCE DEPTH

PLAYER	AVG. P/PA	TOTAL PA	TOTAL P	LONGEST PA (#)	DATE	INN.	PITCHER	RESULT
Bates, Parker	4.17	12	50	9 (2x)	June 4	▼ 3	Misael Tamarez (CC)	Walk
7 Bewley, Brhet	3.93	58	228	8	June 3	▼ 9	Adrian Chadez (CC)	Strikeout Swinging
12 Bradley, Tucker	3.68	159	585	7 (13x)	June 5	▼ 1	Cody Deason (CC)	Flyout (F7)
Cropley, Tyler	3.67	9	33	6	April 15	▼ 5	Simeon Woods Richardson (WCH)	Groundout (5-3)
Eaton, Nate	3.79	159	602	8 (2x)	May 22	▲ 6	Peyton Alford (ARK)	Strikeout Swinging
7 Garcia, Maikel	3.86	228	880	9	May 3	▲ 9	Michael Brettell (SPR)	Strikeout Swinging
16 Glendinning, Robbie	4.31	190	818	11	May 18	▲ 5	Taylor Dollard (ARK)	Groundout (6-3)
4 Grotjohn, Ryan	4.27	44	188	9 (2x)	May 26	▲ 5	Jack Cushing (MID)	Walk
13 Loftin, Nick	3.43	194	666	9	May 28	▲ 3	Colin Peluse (MID)	Lineout (L7)
26 Massey, Michael	3.71	222	824	10 (3x)	May 12	▼ 6	Louie Varland (WCH)	Home Run (Solo)
25 Matias, Seuly	3.88	180	698	12	June 2	▼ 5	Chandler Casey (CC)	Walk
9 Means, Jake	3.82	152	581	9 (2x)	May 27	▲ 7	Michael Danielak (MID)	Walk
11 Porter, Logan	4.07	145	590	9 (3x)	May 25	▲ 9	Wandisson Charles (MID)	Walk
1 Rave, John	4.22	157	662	8	April 16	▼ 7	Steven Cruz (WCH)	Walk
3 Rivero, Sebastian	3.75	83	311	11	April 22	▲ 9	Lucas Jacobsen (FRI)	Flyout (F9)
44 Stupiensi, Gavin	3.57	30	107	7 (2x)	June 5	▼ 9	Joanase Torres (CC)	Flyout (F7)
	3.87	2,022	7,823					

## PINCH HITTING LOG

DATE	INNING	PINCH HITTER	HITTING FOR	RESULT
4/15/2022 vs. Wichita	▼ 9	John Rave	Tyler Cropley	Groundout (3-1)
4/16/2022 vs. Wichita	▼ 8	Maikel Garcia	Ryan Grotjohn	Lineout (L7)
4/17/2022 vs. Wichita	▼ 6	Sebastian Rivero	Tyler Cropley	Single
4/19/2022 @ Frisco	▲ 9	Tucker Bradley	Jake Means	Strikeout Looking
4/21/2022 @ Frisco	▲ 9	Ryan Grotjohn	Logan Porter	Strikeout Swinging
4/21/2022 @ Frisco	▲ 9	Gavin Stupiensi	Jake Means	Flyout (F9)
4/22/2022 @ Frisco	▲ 9	Ryan Grotjohn	Michael Massey	Strikeout Swinging
4/26/2022 vs. Amarillo	▼ 8	Tucker Bradley	Jake Means	Flyout (F8)
4/27/2022 vs. Amarillo	▼ 8	Gavin Stupiensi	Logan Porter	Strikeout Swinging
4/30/2022 vs. Amarillo	▼ 9	Robbie Glendinning	Ryan Grotjohn	Strikeout Swinging
5/18/2022 @ Arkansas	▲ 9	Tucker Bradley	Jake Means	RBI Groundout (3U)
5/19/2022 @ Arkansas	▲ 9	Ryan Grotjohn	Logan Porter	Flyout (F7)
5/29/2022 @ Midland	▲ 9	Logan Porter	Gavin Stupiensi	Strikeout Swinging
6/3/2022 vs. Corpus Christi	▼ 7	Tucker Bradley	Michael Massey	Strikeout Swinging

Naturals Pinch Hitters: 1-for-14, 7 K

Most-Used Pinch Hitter:

Tucker Bradley (4x)

Most Frequently Pinch-Hit For

Jake Means (4x)

## NATURALS 10-PITCH AT-BAT LOG (8)

DATE	INNING	PITCHES	BATTER	PITCHER	RESULT
April 10 @ Springfield	▲ 7	10	Michael Massey	Sean Kealey	Walk
April 16 vs. Wichita	▼ 7	12	John Rave	Steven Cruz	Walk
April 22 @ Frisco	▲ 9	11	Sebastian Rivero	Lucas Jacobsen	Flyout (F9)
April 22 @ Frisco	▲ 7	10	Michael Massey	Nick Staff	Walk
May 13 vs. Wichita	▼ 6	10	Michael Massey	Louie Varland	HOME RUN
May 17 @ Arkansas	▲ 5	10	John Rave	Peyton Alford	Walk
May 18 @ Arkansas	▲ 5	11	Robbie Glendinning	Taylor Dollard	Groundout (5-3)
June 2 vs. Corpus Christi	▼ 5	12	Seuly Matias	Chandler Casey	Walk

## AUTOMATIC STRIKES CALLED ON NATURALS HITTERS (2)

DATE	INNING	UMPIRE	HITTER	COUNT AT CALL	BATTER RESULT (COUNT)
4/15/2022 vs. Wichita	▼ 1	Isaias Barba	Maikel Garcia	0-0	Strikeout (2-2)
4/21/2022 @ Frisco	▲ 9	Benjamin Engstrand	Gavin Stupiensi	1-0	Flyout, F9 (1-1)





HR #	PLAYER (SEASON NO.)	GM # – DATE	OPPONENT	DIRECTION	ON BASE	INNING	OUTS	COUNT	SCORE	FINAL
1	Jake Means (1)	3 – 4/10/2022	@ Springfield	RCF	1	2	2	1-1	2-3	L, 10-5
2	John Rave (1)	10 – 4/19/2022	@ Frisco	RF	1	3	1	2-2	2-0	L, 4-3
3	Robbie Glendinning (1)	11 – 4/20/2022	@ Frisco	LCF	0	2	2	3-1	1-0	W, 7-2
4	Nick Loftin (1)	11 – 4/20/2022	@ Frisco	LCF	1	3	1	0-0	3-1	W, 7-2
5	Seuly Matias (1)	11 – 4/20/2022	@ Frisco	LF	1	5	1	1-1	5-2	W, 7-2
6	John Rave (2)	12 – 4/21/2022	@ Frisco	LCF	0	2	1	2-1	1-0	L, 12-2
7	Seuly Matias (2)	12 – 4/21/2022	@ Frisco	LCF	0	4	0	0-2	2-7	L, 12-2
8	Michael Massey (1)	13 – 4/22/2022	@ Frisco	LCF	1	1	1	1-1	2-0	W, 11-2
9	<b>Nick Loftin (1)</b>	<b>13 – 4/22/2022</b>	<b>@ Frisco</b>	<b>LCF</b>	<b>3</b>	<b>2</b>	<b>2</b>	<b>0-0</b>	<b>6-0</b>	<b>W, 11-2</b>
10	<b>Tucker Bradley (1)</b>	<b>14 – 4/23/2022</b>	<b>@ Frisco</b>	<b>LCF</b>	<b>3</b>	<b>5</b>	<b>1</b>	<b>2-1</b>	<b>9-0</b>	<b>W, 12-4</b>
11	Michael Massey (2)	14 – 4/23/2022	@ Frisco	CF	0	8	1	0-2	11-3	W, 12-4
12	Nate Eaton (1)	14 – 4/23/2022	@ Frisco	LCF	0	9	0	3-2	12-3	W, 12-4
13	Michael Massey (3)	15 – 4/24/2022	@ Frisco	RCF	0	4	0	1-0	1-2	W, 4-3
14	Robbie Glendinning (2)	16 – 4/26/2022	vs. Amarillo	LCF	2	11	2	1-1	5-6	L, 6-5
15	Seuly Matias (3)	17 – 4/27/2022	vs. Amarillo	LF	0	2	0	0-0	2-2	W, 12-6
16	Sebastian Rivero (1)	17 – 4/27/2022	vs. Amarillo	LF	0	4	0	0-1	3-3	W, 12-6
17	Sebastian Rivero (2)	17 – 4/27/2022	vs. Amarillo	LF	1	6	2	0-0	12-5	W, 12-6
18	Jake Means (2)	18 – 4/28/2022	vs. Amarillo	LF	0	3	0	0-1	1-0	L, 9-5
19	Nate Eaton (2)	19 – 4/29/2022	vs. Amarillo	LF	0	2	0	1-0	1-0	W, 8-7
20	Sebastian Rivero (3)	20 – 4/30/2022	vs. Amarillo	RCF	0	2	2	1-1	1-2	L, 7-5
21	Ryan Grotjohn (1)	20 – 4/30/2022	vs. Amarillo	RCF	1	2	2	3-2	3-2	L, 7-5
22	Michael Massey (4)	20 – 4/30/2022	vs. Amarillo	RCF	1	3	1	1-2	5-2	L, 7-5
23	Logan Porter (1)	21 – 5/1/2022	vs. Amarillo	LF	1	2	1	0-1	3-1	W, 9-5
24	Robbie Glendinning (3)	21 – 5/1/2022	vs. Amarillo	LF	1	3	2	0-0	5-2	W, 9-5
25	Michael Massey (5)	21 – 5/1/2022	vs. Amarillo	RF	2	7	0	1-2	8-2	W, 9-5
26	Robbie Glendinning (4)	23 – 5/4/2022	@ Springfield	LF	1	5	0	1-0	7-1	W, 13-3
27	Seuly Matias (4)	24 – 5/5/2022	@ Springfield	LCF	0	5	1	1-1	2-4	W, 9-6
28	Brhet Bewley (1)	24 – 5/5/2022	@ Springfield	LCF	0	6	0	1-0	3-5	W, 9-6
29	Tucker Bradley (2)	24 – 5/5/2022	@ Springfield	RF	0	6	0	2-2	4-5	W, 9-6
30	Nick Loftin (3)	24 – 5/5/2022	@ Springfield	LCF	1	7	1	1-1	9-5	W, 9-6
31	Nate Eaton (3)	27 – 5/8/2022	@ Springfield	LCF	0	2	0	1-0	1-0	W, 9-5
32	Logan Porter (2)	27 – 5/8/2022	@ Springfield	LF	0	5	0	2-0	2-0	W, 9-5
33	Seuly Matias (5)	28 – 5/10/2022	vs. Wichita	LCF	2	3	2	0-1	4-0	W, 7-4
34	Robbie Glendinning (5)	28 – 5/10/2022	vs. Wichita	LF	0	8	1	0-2	7-4	W, 7-4
35	Logan Porter (3)	29 – 5/11/2022	vs. Wichita	LCF	0	7	0	3-1	1-3	L, 4-3
36	Michael Massey (6)	30 – 5/12/2022	vs. Wichita	LF	0	6	0	3-2	4-4	L, 10-4
37	<b>Tucker Bradley (3)</b>	<b>31 – 5/13/2022</b>	<b>vs. Wichita</b>	<b>RCF</b>	<b>3</b>	<b>5</b>	<b>0</b>	<b>0-0</b>	<b>4-0</b>	<b>W, 7-0</b>
38	Nick Loftin (4)	31 – 5/13/2022	vs. Wichita	LF	1	7	2	3-1	7-0	W, 7-0
39	Logan Porter (4)	32 – 5/14/2022	vs. Wichita	RCF	0	2	2	2-2	1-4	L, 7-6
40	Michael Massey (7)	37 – 5/21/2022	@ Arkansas	RF	2	3	1	0-0	4-4	W, 11-4
41	John Rave (3)	38 – 5/22/2022	@ Arkansas	RF	2	3	2	1-1	5-0	W, 10-5
42	Tucker Bradley (4)	38 – 5/22/2022	@ Arkansas	RCF	2	5	2	1-1	10-1	W, 10-5
43	Robbie Glendinning (6)	39 – 5/24/2022	@ Midland	RF	1	1	2	0-1	2-0	W, 8-5
44	<b>Michael Massey (8)</b>	<b>39 – 5/24/2022</b>	<b>@ Midland</b>	<b>RCF</b>	<b>3</b>	<b>7</b>	<b>2</b>	<b>1-2</b>	<b>7-3</b>	<b>W, 8-5</b>
45	Seuly Matias (6)	40 – 5/25/2022	@ Midland	LF	0	2	1	2-2	2-0	W, 11-3
46	Nate Eaton (4)	40 – 5/25/2022	@ Midland	LF	0	5	1	2-0	6-1	W, 11-3
47	Nick Loftin (5)	42 – 5/27/2022	@ Midland	LCF	0	3	2	1-0	7-1	W, 14-6
48	Seuly Matias (7)	43 – 5/28/2022	@ Midland	LF	0	6	0	0-1	5-5	W, 9-7
49	Tucker Bradley (5)	43 – 5/28/2022	@ Midland	CF	0	8	2	0-1	6-7	W, 9-7
50	Jake Means (3)	44 – 5/29/2022	@ Midland	LCF	0	8	0	0-0	1-3	L, 3-1
51	Seuly Matias (8)	45 – 5/31/2022	vs. Corpus Christi	LF	0	7	0	3-2	7-8	L, 8-7
52	Jake Means (4)	48 – 6/3/2022	vs. Corpus Christi	LF	2	2	2	0-0	3-0	L, 5-4
53	Logan Porter (5)	48 – 6/3/2022	vs. Corpus Christi	LF	0	8	1	0-0	4-5	L, 5-4
54	Logan Porter (6)	49 – 6/4/2022	vs. Corpus Christi	CF	0	2	0	3-2	1-2	W, 6-5
55	Seuly Matias (9)	49 – 6/4/2022	vs. Corpus Christi	LF	1	10	2	1-1	6-5	W, 6-5
56	Tucker Bradley (6)	50 – 6/5/2022	vs. Corpus Christi	LF	1	4	0	3-2	2-8	L, 17-4
57	Ryan Grotjohn (2)	50 – 6/5/2022	vs. Corpus Christi	LF	1	8	1	1-0	4-15	L, 17-4

## HOME RUN BREAKDOWN

[illegible]

## INNING DISTRIBUTION

1st Inning	2nd Inning	3rd Inning	4th Inning	5th Inning	6th Inning	7th Inning	8th Inning	9th Inning	10th Inning	11th Inning
2	14	9	4	8	5	6	6	1	1	1

## NOTABLE NATURALS HOME RUNS

BACK-TO-BACK HOMERS (1)		2-HOMER GAMES (1)		3-HOMER GAMES (0)		GRAND SLAMS (4)	
PLAYERS	DATE/OPPONENT (INN.)	PLAYER (CAREER NO.)	DATE/OPPONENT	PLAYER (CAREER NO.)	DATE/OPPONENT	PLAYER (CAREER NO.)	DATE/OPPONENT (INN.)
Brhet Bewley & Tucker Bradley	5/5 @ Springfield (6th)	Sebastian Rivero (1st)	4/27 vs. Amarillo			Nick Loftin (2nd)	4/22 @ Frisco (2nd)
						Tucker Bradley (1st)	4/23 @ Frisco (5th)
						Tucker Bradley (2nd)	5/13 vs. Wichita (5th)
						Michael Massey (2nd)	5/24 @ Midland (7th)

LEADOFF HOMERS (0)		INSIDE-THE PARK HOMERS (0)		PINCH-HIT HOMERS (0)		WALK-OFF HOMERS (1)	
PLAYER (CAREER NO.)	DATE/OPPONENT	PLAYER (CAREER NO.)	DATE/OPPONENT (INN.)	PLAYER (CAREER NO.)	DATE/OPPONENT (INN.)	PLAYER (CAREER NO.)	DATE/OPPONENT
						Seuly Matias	6/4 vs. Corpus Christi

HOME RUN SITUATION	# OF	DATE OF LAST	BATTER ('22 HR #)	PITCHER	COUNT	RUNNERS ON	OUTS	INNING	SCORE @ HR	FINAL
GO-AHEAD HOME RUN	16	June 4 vs. Corpus Christi	Seuly Matias (9)	Devin Conn	1-1	1	2	▼ 10	6-5	W, 6-5 (10)
GAME-TYING HOME RUN	5	May 28 @ Midland	Seuly Matias (7)	Colin Peluse	0-1	0	0	▲ 6	5-5	W, 11-4 (8)

## NOTABLE OPPOSING HOME RUNS

BACK-TO-BACK HOMERS (2)		2-HOMER GAMES (2)		3-HOMER GAMES (0)		GRAND SLAMS (1)	
PLAYERS	DATE/OPPONENT (INN.)	PLAYER (CAREER NO.)	DATE/OPPONENT	PLAYER (CAREER NO.)	DATE/OPPONENT	PLAYER	DATE/OPPONENT (INN.)
Leandro Cedeño & Jorge Barrosa	5/1 vs. Amarillo (8th)	Dio Arias (1st)	4/21 @ Frisco			Justin Foscue	4/21 @ Frisco (3rd)
Alex Isola & Andrew Bechtold	5/10 vs. Wichita (4th)	Leandro Cedeño (4th)	4/30 vs. Amarillo				

LEADOFF HOMERS (1)		INSIDE-THE PARK HOMERS (0)		PINCH-HIT HOMERS (0)		WALK-OFF HOMERS (0)	
PLAYER	DATE/OPPONENT	PLAYER	DATE/OPPONENT (INN.)	PLAYER	DATE/OPPONENT (INN.)	PLAYER	DATE/OPPONENT
Jonathan Ornelas	4/24@ Frisco						



## AFTER-INNING RECORDS

## LEADING TRAILING TIED

AFTER 1 INNING 8-5 4-11 10-11

AFTER 2 INNINGS 9-6 5-12 9-8

AFTER 3 INNINGS 13-7 5-14 5-5

AFTER 4 INNINGS 14-7 5-14 4-5

AFTER 5 INNINGS 18-6 5-17 0-3

AFTER 6 INNINGS 19-6 3-16 1-4

AFTER 7 INNINGS 20-2 1-20 2-4

AFTER 8 INNINGS 20-0 1-22 2-4

## NATURALS BIG INNINGS

## DATE INNING RUNS

1. 4/12 vs. Wichita 1st Inning 8

2. 4/27 vs. Amarillo 4th Inning 7

3. 5/27 @ Midland 2nd Inning 6

5/4 @ Springfield 9th Inning 6

5. 5/24 @ Midland 7th Inning 5

5/5 @ Springfield 6th Inning 5

5/4 @ Springfield 3rd Inning 5

4/22 @ Frisco 3rd Inning 5

4/9 @ Springfield 8th Inning 5

## SCORE BY INNINGS

## 1 2 3 4 5 6 7 8 9 10 11+ TOTAL

Naturals 25 35 52 30 48 22 43 21 24 6 4 310

Opponents 33 32 44 16 32 30 41 32 11 6 5 282

Difference -8 3 8 14 16 -8 2 -11 13 0 -1 28

## SCORE BY INNINGS V. TULSA

## 1 2 3 4 5 6 7 8 9 10 11+ TOTAL

Naturals 0 0 0 0 0 0 0 0 0 0 0 0

Drillers 0 0 0 0 0 0 0 0 0 0 0 0

vs. Tulsa Difference 0 0 0 0 0 0 0 0 0 0 0 0

## MULTI-RUN INNINGS

## 2 3 4 5 6 7 8 9 10+ TOTAL

Naturals 29 21 13 5 2 1 1 - - 72

Opponents 49 15 6 3 2 1 - - - 76

## RECORD BY RUNS SCORED/ALLOWED

## RUNS 0 1 2 3 4 5 6 7 8 9 10 11+

SCORED 0-1 0-6 0-3 0-2 2-4 0-6 1-2 3-1 5-0 4-0 1-0 8-1

ALLOWED 2-0 0-0 3-4 3-0 2-4 6-4 4-3 2-4 1-1 0-1 0-2 0-4

## RECORD BY MARGIN OF VICTORY/DEFEAT

## 1 Run 2 Runs 3 Runs 4 Runs 5 Runs 6 Runs 7 Runs 8 Runs 9 Runs 10+ Runs

3-12 2-3 5-1 3-3 2-2 2-2 2-1 3-0 1-0 1-2

## 2022 WALK-OFF TRACKER

GAME #	DATE	OPPONENT	FINAL (INN.)	PLAYER	WINNING RUN	PITCHER	HOW	OUTS	COUNT
33	May 18	@ Arkansas	L, 7-5 (10)	Zach DeLoach	Jack Larsen	Walter Pennington	RBI single to right field	2	0-1
41	May 26	@ Midland	L, 2-1 (10)	Shane Selman	Logan Davidson	Zack Phillips	RBI single to right-center field	2	2-2
49	June 4	vs. Corpus Christi	W, 6-5 (10)	Seuly Matias	Seuly Matias	Devin Conn	2-run home run to left field	2	1-1

Bold Indicates Naturals Walk-off

## 2022 NATURALS EJECTIONS (2)

DATE	INNING	WHO	WHY	UMPIRE
June 2 vs. Corpus Christi	▼ 7	Robbie Glendinning (1B)	Arguing Balls/Strikes	Steven Rios Jr. (HP)
June 3 vs. Corpus Christi	▼ 5	Michael Massey (DH)	Arguing Balls/Strikes	Mike Carroll (HP)

## 2022 NATURALS MONTH BY MONTH

## HITTING

MONTH	AVG	G	AB	R	H	TB	2B	3B	HR	RBI	BB	IBB	SO	SB	CS	OBP	SLG	OPS	SAC	SF	HBP	GIDP	LOB
APRIL	.261	20	690	126	180	291	37	4	22	112	97	1	183	32	5	.357	.422	.779	4	9	11	14	151
MAY	.285	25	892	160	254	406	53	6	29	151	94	3	222	31	7	.353	.455	.808	8	15	9	18	190
JUNE	.209	5	163	24	34	59	7	0	6	21	23	0	61	5	0	.312	.362	.674	1	1	2	4	33
JULY																							
AUGUST																							
SEPTEMBER																							
TOTAL	.268	50	1745	310	468	756	97	10	57	284	214	4	466	68	12	.351	.433	.784	13	25	22	36	374

## PITCHING

MONTH	W	L	ERA	G	GS	CG	SHO	GF	HLD	SV	SVO	IP	H	R	ER	HR	HB	BB	SO	WP	BK	WHIP	AVG
APRIL	9	11	5.98	20	20	0	0	20	3	3	5	179.0	194	127	119	25	11	87	158	17	1	1.57	.276
MAY	13	12	4.43	25	25	0	2	25	4	3	6	219.1	197	120	108	25	12	123	249	9	1	1.46	.239
JUNE	2	3	6.46	5	5	0	0	5	0	0	0	46.0	45	35	33	5	1	41	57	4	2	1.87	.256
JULY																							
AUGUST																							
SEPTEMBER																							
TOTAL	24	26	5.27	50	50	0	2	50	7	6	11	444.1	436	282	260	55	24	251	464	30	4	1.55	.256





## HOME/AWAY

Home Games.....	9-14
Away Games.....	15-12

## MONTH

April.....	9-11
May.....	13-12
June.....	2-3
July.....	
August.....	
September.....	

## OPPONENT

vs. Amarillo.....	3-3
vs. Arkansas.....	2-4
vs. Corpus Christi.....	2-4
vs. Frisco.....	4-2
vs. Midland.....	4-2
vs. San Antonio.....	
vs. Springfield.....	5-4
vs. Tulsa.....	
vs. Wichita.....	4-7

## DAY OF THE WEEK

on Monday.....	
on Tuesday.....	3-5
on Wednesday.....	5-3
on Thursday.....	2-6
on Friday.....	5-4
on Saturday.....	5-4
on Sunday.....	4-4

## PITCHING

vs. Left-Handed Starter.....	6-1
vs. Right-Handed Starter.....	18-25
WITH Left-Handed Starter.....	19-17
WITH Right-Handed Starter.....	5-9

## SCORING

1-Run Games.....	3-12
2-Run Games.....	2-3
3-4-Run Games.....	8-4
5+ Run Games.....	11-7
Extra Innings.....	2-4
Shutouts.....	2-1
Doubleheaders.....	
Scoring 0-2 Runs.....	0-10
3-5 Runs.....	2-12
6-9 Runs.....	13-3
10+ Runs.....	9-1
Opponent 0-2 Runs.....	5-3
3-5 Runs.....	12-8
6-9 Runs.....	7-9
10+ Runs.....	0-6
Scored in 1st Inning.....	9-5
Opponent scored in 1st.....	6-11
Scores first.....	17-9
Opponent scores first.....	7-17

## HITTING

Naturals 0-5 hits.....	1-8
6-9 hits.....	6-13
10+ hits.....	17-5
Opponent 0-5 hits.....	5-2
6-9 hits.....	12-9
10+ hits.....	7-15
Hit 0 home runs.....	5-13
1 home run.....	5-9
2 home runs.....	9-3
3+ home runs.....	5-1
Opponent hit 0 home runs.....	10-6
1 home run.....	7-10
2 home runs.....	6-7
3+ home runs.....	1-3
Out-hit opponent.....	21-6
Out-hit by opponent.....	2-18
Hits are tied.....	1-2
Leave 0-5 runners on base.....	5-5
6-9 on base.....	13-16
10+ on base.....	6-5

## FIELDING

Made 0 errors.....	18-11
1 error.....	4-7
2+ errors.....	2-8
Opponent made 0 errors.....	5-12
1 error.....	11-6
2+ errors.....	8-7

## TEAM HIGHS

LONGEST WIN STREAK.....	4 Games.....	May 21-22, 24-25
LONGEST LOSING STREAK.....	5 Games (2x).....	May 14, May 17-20
LONGEST HOME WINNING STREAK.....	2 Games (2x).....	Last: May 1, May 10
LONGEST HOME LOSING STREAK.....	5 Games.....	April 14-17, 26
LONGEST ROAD WINNING STREAK.....	4 Games.....	Last: May 21-22, 24-25
LONGEST ROAD LOSING STREAK.....	4 Games.....	May 17-20
LARGEST MARGIN OF VICTORY.....	10 Runs.....	May 4 @ Springfield, 13-3 W
LARGEST MARGIN OF DEFEAT.....	13 Runs.....	June 5 vs. Corpus Christi, 17-4 L
LONGEST GAME, INNINGS.....	11 Innings.....	April 26 vs. Amarillo, 6-5 L
LONGEST GAME, TIME.....	3:55.....	April 8 @ Springfield, 11-8 W
LONGEST 9-INNING GAME, TIME (PRE-PITCH CLOCK).....	3:55.....	April 8 @ Springfield, 11-8 W
LONGEST 9-INNING GAME, TIME (POST-PITCH CLOCK).....	3:04.....	June 5 vs. Corpus Christi, 17-4 L
SHORTEST 9-INNING GAME, TIME.....	1:58.....	May 29 @ Midland, 3-1 L
SHORTEST GAME, TIME.....	1:58.....	May 29 @ Midland, 3-1 L
LARGEST COMEBACK WIN.....	4 Runs (4x).....	Last: After the 3rd inning, May 28 @ Midland, 9-7 W (10)
LARGEST MARGIN OF LEAD SURRENDERED (LOSS).....	5 Runs.....	After the top of the 5th inning, May 17 @ Arkansas, 7-6 L (10)
MOST ERRORS, TEAM.....	3.....	June 5 vs. Corpus Christi, 17-4 L
MOST ERRORS, PLAYER.....	2, Seuly Matias.....	May 27 @ Midland, 14-6 W
LARGEST CROWD, HOME.....	5,857.....	April 30 vs. Amarillo, 7-5 L
SMALLEST CROWD, HOME.....	1,950.....	April 17 vs. Wichita, 5-1 L
LARGEST CROWD, ROAD.....	6,777.....	April 23 @ Frisco, 12-4 W
WARMEST FIRST PITCH.....	98°.....	May 28 @ Midland, 9-7 W (10)
COLDEST FIRST PITCH.....	42°.....	April 8 @ Springfield, 11-8 W

## OFFENSIVE HIGHS

MOST RUNS SCORED, GAME.....	14.....	May 27 @ Midland, 14-6 W
MOST RUNS SCORED, INNING.....	8.....	1st inning, April 12 vs. Wichita, 8-6 W
<b>MOST CONSECUTIVE INNINGS SCORED.....</b>	<b>7 (2x) *</b> .....	<b>Last: 1st through 7th Innings, May 25 @ Midland, 11-3 W</b>
FEWEST HITS, GAME.....	2 (2x).....	Last: April 21 @ Frisco, 12-2 L
MOST HITS, GAME.....	17 (3x).....	May 27 @ Midland, 14-6 W
MOST DOUBLES, GAME.....	5 (3x).....	Last: May 27 @ Midland, 14-6 W
MOST TRIPLES, GAME.....	1 (10x).....	Last: May 28 @ Midland, 9-7 W (10)
MOST HOME RUNS, GAME.....	4.....	May 5 @ Springfield, 9-6 W
MOST RBI, GAME.....	13.....	May 4 @ Springfield, 13-3 W
MOST RUNNERS LOB, GAME.....	12 (2x).....	Last: May 27 @ Midland, 14-6 W
MOST TOTAL BASES, GAME.....	32.....	May 5 @ Springfield, 9-6 W
MOST WALKS, GAME.....	9 (3x).....	May 4 @ Springfield, 13-3 W
MOST STRIKEOUTS, GAME.....	15 (2x).....	Last: June 3 vs. Corpus Christi, 5-4 L
FEWEST STRIKEOUTS, GAME.....	3.....	May 8 @ Springfield, 9-5 W
MOST STOLEN BASES, GAME.....	5 (2x).....	Last: May 21 @ Arkansas, 11-4 W (8)
MOST HIT BY PITCHES.....	3.....	April 27 vs. Amarillo, 12-6 W

## INDIVIDUAL OFFENSIVE HIGHS

<b>MOST RUNS, GAME.....</b>	<b>4, Maikel Garcia ^</b> .....	<b>April 8 @ Springfield, 11-8 W</b>
MOST HITS, GAME.....	4, Maikel Garcia.....	May 1 vs. Amarillo, 9-5 W
<b>MOST DOUBLES, GAME.....</b>	<b>3, Nick Loftin ^</b> .....	<b>May 4 @ Springfield, 13-3 W</b>
MOST TRIPLES, GAME.....	1 (10x).....	Last: Seuly Matias, May 28 @ Midland, 9-7 W (10)
MOST HOME RUNS, GAME.....	2, Sebastian Rivero.....	April 27 vs. Amarillo, 12-6 W
MOST RBI, GAME.....	5, Nick Loftin.....	April 22 @ Frisco, 11-2 W
MOST WALKS, GAME.....	3 (6x).....	Last: John Rave, May 17 @ Arkansas, 7-6 L (10)
MOST STRIKEOUTS, GAME.....	4 (2x).....	Last: Maikel Garcia, May 31 vs. Corpus Christi, 8-7 L
MOST STOLEN BASES, GAME.....	2 (8x).....	Last: Parker Bates, June 2 vs. Corpus Christi, 8-2 W
MOST HIT BY PITCHES, GAME.....	2, Nick Loftin.....	April 27 vs. Amarillo, 12-6 W

## PITCHING HIGHS

MOST RUNS ALLOWED, GAME.....	17.....	June 5 vs. Corpus Christi, 17-4 L
MOST RUNS ALLOWED, INNING.....	7.....	3rd inning, April 21 @ Frisco, 12-2 L
FEWEST HITS ALLOWED, GAME.....	2.....	June 2 vs. Corpus Christi, 8-2 W
MOST HITS ALLOWED, GAME.....	16 (2x).....	Last: June 5 vs. Corpus Christi, 17-4 L
<b>FEWEST STRIKEOUTS, GAME.....</b>	<b>0 ^</b> .....	<b>April 10 @ Springfield, 10-5 L</b>
MOST STRIKEOUTS, GAME.....	18.....	June 4 vs. Corpus Christi, 6-5 W (10)
FEWEST WALKS ALLOWED, GAME.....	0.....	May 13 vs. Wichita, 7-0 W
<b>MOST WALKS ALLOWED, GAME.....</b>	<b>16 *</b> .....	<b>June 5 vs. Corpus Christi, 17-4 L</b>
MOST HOME RUNS ALLOWED, GAME.....	3 (4x).....	Last: May 28 @ Midland, 9-7 W (10)

## INDIVIDUAL PITCHING HIGHS

MOST RUNS ALLOWED, GAME.....	8, Zack Phillips.....	April 9 @ Springfield, 14-11 L
MOST EARNED RUNS ALLOWED, GAME.....	8, Zack Phillips.....	April 9 @ Springfield, 14-11 L
FEWEST HITS ALLOWED, GAME (STARTER).....	0, Anthony Veneziano (0.2 IP).....	April 9 @ Springfield, 14-11 L
MOST HITS ALLOWED, GAME.....	9, Alec Marsh.....	May 31 vs. Corpus Christi, 8-7 L
MOST HOME RUNS ALLOWED, GAME.....	3 (2x).....	Last: Anthony Veneziano, May 28 @ Midland, 9-7 W (10)
MOST STRIKEOUTS.....	10 (4x).....	Last: Angel Zerpa, June 4 vs. Corpus Christi, 6-5 W (10)
<b>MOST CONSECUTIVE STRIKEOUTS.....</b>	<b>8, Alec Marsh (2nd to 4th Innings) *</b> .....	<b>May 19 @ Arkansas, 5-0 L</b>
MOST WALKS ALLOWED, GAME.....	6, Marcelo Martinez.....	May 10 vs. Wichita, 7-4 W
MOST INNINGS PITCHED, STARTER.....	7.0, Drew Parrish (2x).....	Last: May 13 vs. Wichita, 7-0 W
MOST PITCHES THROWN, STARTER.....	100, Drew Parrish.....	May 20 @ Arkansas, 2-1 L
MOST INNINGS PITCHED, RELIEVER.....	4.2, Anthony Veneziano.....	May 14 vs. Wichita, 7-6 L
MOST PITCHES THROWN, RELIEVER.....	74, Dante Biasi.....	May 21 @ Arkansas, W, 11-4 (8)

^ Indicates All-Time Naturals Record Tied

\* Indicates All-Time Naturals Record Set



16

## GAME-BY-GAME STARTERS (BY POSITION)

**A**

	OPPONENT	RESULT	SP	C	1B	2B	3B	SS	LF	CF	RF	DH
4/8	@ Springfield	W, 11-8	Drew Parrish	Sebastian Rivero	Jake Means	Michael Massey	Nate Eaton	Maikel Garcia	John Rave	Nick Loftin	Seuly Matias	Robbie Glendinning
4/9	@ Springfield	L, 14-11	Anthony Veneziano	Sebastian Rivero	Robbie Glendinning	Michael Massey	Nate Eaton	Maikel Garcia	John Rave	Nick Loftin	Seuly Matias	Logan Porter
4/10	@ Springfield	L, 10-5	Angel Zerpa	Tyler Cropley	Jake Means	Ryan Grotjohn	Nate Eaton	Maikel Garcia	Tucker Bradley	John Rave	Seuly Matias	Michael Massey
4/12	WICHITA	W, 8-6	Asa Lacy	Sebastian Rivero	Jake Means	Michael Massey	Nate Eaton	Maikel Garcia	John Rave	Nick Loftin	Tucker Bradley	Seuly Matias
4/13	WICHITA	W, 8-5	Alec Marsh	Sebastian Rivero	Logan Porter	Michael Massey	Robbie Glendinning	Maikel Garcia	Tucker Bradley	Nick Loftin	Seuly Matias	John Rave
4/14	WICHITA	L, 7-1	Drew Parrish	Sebastian Rivero	Robbie Glendinning	Ryan Grotjohn	Jake Means	Maikel Garcia	John Rave	Nick Loftin	Nate Eaton	Logan Porter
4/15	WICHITA	L, 4-2	Anthony Veneziano	Tyler Cropley	Jake Means	Michael Massey	Nate Eaton	Maikel Garcia	Tucker Bradley	Nick Loftin	Seuly Matias	Robbie Glendinning
4/16	WICHITA	L, 6-5 (10)	Angel Zerpa	Sebastian Rivero	Jake Means	Michael Massey	Nate Eaton	Ryan Grotjohn	John Rave	Nick Loftin	Tucker Bradley	Logan Porter
4/17	WICHITA	L, 5-1	Asa Lacy	Tyler Cropley	Logan Porter	Michael Massey	Robbie Glendinning	Maikel Garcia	Nate Eaton	John Rave	Seuly Matias	Tucker Bradley
4/19	@ Frisco	L, 4-3	Alec Marsh	Sebastian Rivero	Jake Means	Michael Massey	Nate Eaton	Maikel Garcia	John Rave	Nick Loftin	Seuly Matias	Robbie Glendinning
4/20	@ Frisco	W, 7-2	Drew Parrish	Sebastian Rivero	Robbie Glendinning	Michael Massey	Nate Eaton	Maikel Garcia	John Rave	Nick Loftin	Seuly Matias	Logan Porter
4/21	@ Frisco	L, 12-2	Anthony Veneziano	Logan Porter	Jake Means	Michael Massey	Robbie Glendinning	Maikel Garcia	Tucker Bradley	John Rave	Seuly Matias	Nick Loftin
4/22	@ Frisco	W, 11-2	Angel Zerpa	Sebastian Rivero	Logan Porter	Michael Massey	Jake Means	Maikel Garcia	Nate Eaton	Nick Loftin	Seuly Matias	Robbie Glendinning
4/23	@ Frisco	W, 12-4	Dante Biasi	Sebastian Rivero	Jake Means	Michael Massey	Robbie Glendinning	Maikel Garcia	John Rave	Nick Loftin	Tucker Bradley	Nate Eaton
4/24	@ Frisco	W, 4-3	Alec Marsh	Logan Porter	Robbie Glendinning	Michael Massey	Jake Means	Nate Eaton	Tucker Bradley	John Rave	Seuly Matias	Nick Loftin
4/26	AMARILLO	L, 6-5 (11)	Drew Parrish	Sebastian Rivero	Jake Means	Michael Massey	Nate Eaton	Maikel Garcia	John Rave	Nick Loftin	Seuly Matias	Robbie Glendinning
4/27	AMARILLO	W, 12-6	Anthony Veneziano	Sebastian Rivero	Logan Porter	Michael Massey	Nate Eaton	Maikel Garcia	John Rave	Nick Loftin	Seuly Matias	Tucker Bradley
4/28	AMARILLO	L, 9-5	Angel Zerpa	Sebastian Rivero	Robbie Glendinning	Michael Massey	Jake Means	Maikel Garcia	Tucker Bradley	Nick Loftin	Nate Eaton	Seuly Matias
4/29	AMARILLO	W, 8-7	Dante Biasi	Logan Porter	Jake Means	Michael Massey	Robbie Glendinning	Maikel Garcia	Nate Eaton	John Rave	Tucker Bradley	Nick Loftin
4/30	AMARILLO	L, 7-5	Alec Marsh	Sebastian Rivero	Logan Porter	Ryan Grotjohn	Nate Eaton	Maikel Garcia	Tucker Bradley	Nick Loftin	John Rave	Michael Massey
5/1	AMARILLO	W, 9-5	Drew Parrish	Logan Porter	Robbie Glendinning	Michael Massey	Jake Means	Maikel Garcia	Tucker Bradley	John Rave	Nate Eaton	Seuly Matias
5/2	@ Springfield	L, 12-5	Anthony Veneziano	Sebastian Rivero	Jake Means	Michael Massey	Nate Eaton	Maikel Garcia	John Rave	Nick Loftin	Robbie Glendinning	
5/4	@ Springfield	W, 13-3	Marcelo Martinez	Sebastian Rivero	Robbie Glendinning	Michael Massey	Nate Eaton	Maikel Garcia	John Rave	Nick Loftin	Seuly Matias	Logan Porter
5/5	@ Springfield	W, 9-6	Dante Biasi	Logan Porter	Robbie Glendinning	Bhret Bewley	Jake Means	Maikel Garcia	Tucker Bradley	Nick Loftin	Seuly Matias	Nate Eaton
5/6	@ Springfield	L, 2-1	Alec Marsh	Sebastian Rivero	Robbie Glendinning	Michael Massey	Nate Eaton	Maikel Garcia	Tucker Bradley	Nick Loftin	John Rave	Seuly Matias
5/7	@ Springfield	W, 4-0	Drew Parrish	Logan Porter	Jake Means	Michael Massey	Bhret Bewley	Maikel Garcia	Tucker Bradley	John Rave	Seuly Matias	Nick Loftin
5/8	@ Springfield	W, 9-4	Anthony Veneziano	Logan Porter	Robbie Glendinning	Michael Massey	Jake Means	Maikel Garcia	John Rave	Nick Loftin	Nate Eaton	Tucker Bradley
5/10	@ Springfield	W, 7-4	Marcelo Martinez	Logan Porter	Robbie Glendinning	Michael Massey	Nate Eaton	Maikel Garcia	Tucker Bradley	Nick Loftin	Seuly Matias	John Rave
5/11	WICHITA	L, 4-3	Angel Zerpa	Logan Porter	Robbie Glendinning	Michael Massey	Jake Means	Maikel Garcia	Tucker Bradley	John Rave	Nate Eaton	Seuly Matias
5/12	WICHITA	L, 10-4	Alec Marsh	Logan Porter	Robbie Glendinning	Bhret Bewley	Nate Eaton	Maikel Garcia	John Rave	Nick Loftin	Seuly Matias	Michael Massey
5/13	WICHITA	W, 7-0	Drew Parrish	Gavin Stupienski	Jake Means	Michael Massey	Nate Eaton	Maikel Garcia	John Rave	Nick Loftin	Seuly Matias	Tucker Bradley
5/14	WICHITA	L, 7-6	Will Klein	Sebastian Rivero	Robbie Glendinning	Michael Massey	Jake Means	Maikel Garcia	Tucker Bradley	Nick Loftin	Seuly Matias	Logan Porter
5/15	WICHITA	Cancelled/Rain										
5/17	@ Arkansas	L, 7-6 (10)	Marcelo Martinez	Logan Porter	Robbie Glendinning	Michael Massey	Nate Eaton	Maikel Garcia	John Rave	Nick Loftin	Seuly Matias	Tucker Bradley
5/18	@ Arkansas	L, 5-4	Angel Zerpa	Logan Porter	Robbie Glendinning	Michael Massey	Jake Means	Maikel Garcia	John Rave	Nick Loftin	Nate Eaton	Seuly Matias
5/19	@ Arkansas	L, 5-0	Alec Marsh	Logan Porter	Robbie Glendinning	Bhret Bewley	Nate Eaton	Maikel Garcia	Tucker Bradley	John Rave	Seuly Matias	Michael Massey
5/20	@ Arkansas	L, 2-1	Drew Parrish	Gavin Stupienski	Jake Means	Michael Massey	Nate Eaton	Maikel Garcia	Tucker Bradley	Nick Loftin	Seuly Matias	John Rave
5/21	@ Arkansas	W, 11-4 (8)	Will Klein	Logan Porter	Robbie Glendinning	Michael Massey	Jake Means	Maikel Garcia	Nick Loftin	Maikel Garcia	Nate Eaton	Tucker Bradley
5/22	@ Arkansas	W, 10-5	Anthony Veneziano	Gavin Stupienski	Robbie Glendinning	Michael Massey	Nate Eaton	Maikel Garcia	Tucker Bradley	Nick Loftin	John Rave	Ryan Grotjohn
5/24	@ Midland	W, 8-5	Angel Zerpa	Logan Porter	Jake Means	Michael Massey	Jake Means	Maikel Garcia	John Rave	Nick Loftin	Seuly Matias	Robbie Glendinning
5/25	@ Midland	W, 11-3	Alec Marsh	Logan Porter	Robbie Glendinning	Michael Massey	Nate Eaton	Maikel Garcia	Tucker Bradley	Nick Loftin	Seuly Matias	Jake Means
5/26	@ Midland	L, 2-1 (10)	Drew Parrish	Gavin Stupienski	Robbie Glendinning	Michael Massey	Jake Means	Maikel Garcia	Ryan Grotjohn	Nick Loftin	Tucker Bradley	Bhret Bewley
5/27	@ Midland	W, 14-6	Will Klein	Logan Porter	Robbie Glendinning	Michael Massey	Bhret Bewley	Maikel Garcia	Tucker Bradley	Nick Loftin	Seuly Matias	Jake Means
5/28	@ Midland	W, 9-7 (10)	Anthony Veneziano	Logan Porter	Robbie Glendinning	Michael Massey	Bhret Bewley	Jake Means	Tucker Bradley	Nick Loftin	Ryan Grotjohn	Seuly Matias
5/29	@ Midland	L, 3-1	Angel Zerpa	Gavin Stupienski	Robbie Glendinning	Michael Massey	Jake Means	Maikel Garcia	Tucker Bradley	Nick Loftin	Seuly Matias	Bhret Bewley
5/31	CORPUS CHRISTI	L, 8-7	Alec Marsh	Logan Porter	Robbie Glendinning	Michael Massey	Jake Means	Maikel Garcia	Tucker Bradley	Nick Loftin	Seuly Matias	
6/1	CORPUS CHRISTI	L, 6-2	Drew Parrish	Logan Porter	Robbie Glendinning	Michael Massey	Jake Means	Maikel Garcia	Ryan Grotjohn	Tucker Bradley	Seuly Matias	Bhret Bewley
6/2	CORPUS CHRISTI	W, 8-2	Dante Biasi	Gavin Stupienski	Robbie Glendinning	Bhret Bewley	Jake Means	Maikel Garcia	Tucker Bradley	Parker Bates	Seuly Matias	Michael Massey
6/3	CORPUS CHRISTI	L, 5-4	Anthony Veneziano	Logan Porter	Robbie Glendinning	Bhret Bewley	Jake Means	Maikel Garcia	Ryan Grotjohn	Parker Bates	Seuly Matias	Michael Massey
6/4	CORPUS CHRISTI	W, 6-5 (10)	Angel Zerpa	Logan Porter	Robbie Glendinning	Michael Massey	Jake Means	Maikel Garcia	Tucker Bradley	John Rave	Seuly Matias	Seuly Matias
6/5	CORPUS CHRISTI	L, 17-4	Alec Marsh	Gavin Stupienski	Robbie Glendinning	Bhret Bewley	Jake Means	Maikel Garcia	Tucker Bradley	John Rave	Seuly Matias	Michael Massey
6/7	@ Tulsa											
6/8	@ Tulsa											
6/9	@ Tulsa											
6/10	@ Tulsa											
6/11	@ Tulsa											
6/12	@ Tulsa											
6/14	ARKANSAS											
6/15	ARKANSAS											
6/16	ARKANSAS											
6/17	ARKANSAS											
6/18	ARKANSAS											
6/19	ARKANSAS											
6/21	SPRINGFIELD											
6/22	SPRINGFIELD											
6/23	SPRINGFIELD											
6/24	SPRINGFIELD											
6/25	SPRINGFIELD											
6/26	SPRINGFIELD											
6/28	@ Amarillo											
6/29	@ Amarillo											
6/30	@ Amarillo											
7/1	@ Amarillo											
7/2	@ Amarillo											
7/3	@ Amarillo											
7/4	TULSA											
7/6	TULSA											
7/7	TULSA											
7/8	TULSA											
7/9	TULSA											
7/10	TULSA											
7/12	@ Corpus Christi											
7/13	@ Corpus Christi											
7/14	@ Corpus Christi											
7/15	@ Corpus Christi											
7/16	@ Corpus Christi											
7/17	@ Corpus Christi											
7/22	SPRINGFIELD											
7/23	SPRINGFIELD											
7/24	SPRINGFIELD											
7/26	@ Wichita											
7/27	@ Wichita											
7/28	@ Wichita											
7/29	@ Wichita											
7/30	@ Wichita											
7/31	@ Wichita											
8/2	TULSA											
8/3	TULSA											
8/4	TULSA											
8/5	TULSA											
8/6	TULSA											
8/7	TULSA											
8/9	@ Arkansas											
8/10	@ Arkansas											
8/11	@ Arkansas											
8/12	@ Arkansas											
8/13	@ Arkansas											
8/14	@ Arkansas											
8/16	SAN ANTONIO											
8/17	SAN ANTONIO											
8/18	SAN ANTONIO											
8/19	SAN ANTONIO											
8/20	SAN ANTONIO											
8/21	SAN ANTONIO											
8/23	SPRINGFIELD											
8/24	SPRINGFIELD											
8/25	SPRINGFIELD											
8/26	SPRINGFIELD											
8/27	SPRINGFIELD											
8/28	SPRINGFIELD											
8/30	@ Tulsa											
8/31	@ Tulsa											
9/1	@ Tulsa											
9/2	@ Tulsa											
9/3	@ Tulsa											
9/4	@ Tulsa											
9/6	@ Wichita											
9/7	@ Wichita											
9/8	@ Wichita											
9/9	@ Wichita											
9/10	@ Wichita											
9/11	@ Wichita											
9/13	FRISCO											
9/14	FRISCO											
9/15	FRISCO											
9/16	FRISCO											
9/17	FRISCO											
9/18	FRISCO											



17



DATE	OPPONENT	RESULT	1	2	3	4	5	6	7	8	9
4/8	@ Springfield	W, 11-8	Maikel Garcia	Nick Loftin	Michael Massey	Seuly Matias	Sebastian Rivero	Robbie Glendinning	Nate Eaton	Jake Means	John Rave
4/9	@ Springfield	L, 14-11	Maikel Garcia	Nick Loftin	Michael Massey	Seuly Matias	Sebastian Rivero	Robbie Glendinning	Nate Eaton	Logan Porter	John Rave
4/10	@ Springfield	L, 10-5	Maikel Garcia	John Rave	Michael Massey	Seuly Matias	Nate Eaton	Ryan Grotjohn	Jake Means	Tyler Copley	Tucker Bradley
4/12	WICHITA	W, 8-6	Maikel Garcia	Nick Loftin	Michael Massey	Seuly Matias	Sebastian Rivero	John Rave	Nate Eaton	Jake Means	Tucker Bradley
4/13	WICHITA	W, 9-5	Maikel Garcia	Nick Loftin	Michael Massey	Seuly Matias	Sebastian Rivero	John Rave	Robbie Glendinning	Logan Porter	Tucker Bradley
4/14	WICHITA	L, 7-1	Maikel Garcia	Nick Loftin	John Rave	Jake Means	Sebastian Rivero	Nate Eaton	Robbie Glendinning	Logan Porter	Ryan Grotjohn
4/15	WICHITA	L, 4-2	Maikel Garcia	Nick Loftin	Michael Massey	Seuly Matias	Nate Eaton	Jake Means	Robbie Glendinning	Tyler Copley	Tucker Bradley
4/16	WICHITA	L, 6-5 (10)	Nick Loftin	John Rave	Michael Massey	Jake Means	Sebastian Rivero	Nate Eaton	Ryan Grotjohn	Logan Porter	Tucker Bradley
4/17	WICHITA	L, 5-1	Maikel Garcia	John Rave	Michael Massey	Seuly Matias	Nate Eaton	Robbie Glendinning	Logan Porter	Tyler Copley	Tucker Bradley
4/19	@ Frisco	L, 4-3	Maikel Garcia	Nick Loftin	Michael Massey	Seuly Matias	Sebastian Rivero	Nate Eaton	Robbie Glendinning	Jake Means	John Rave
4/20	@ Frisco	W, 7-2	Maikel Garcia	Nick Loftin	Michael Massey	Seuly Matias	Sebastian Rivero	Nate Eaton	Robbie Glendinning	Logan Porter	John Rave
4/21	@ Frisco	L, 12-2	Maikel Garcia	Nick Loftin	Michael Massey	Seuly Matias	John Rave	Robbie Glendinning	Logan Porter	Jake Means	Tucker Bradley
4/22	@ Frisco	W, 11-2	Maikel Garcia	Nick Loftin	Michael Massey	Seuly Matias	Nate Eaton	Sebastian Rivero	Robbie Glendinning	Logan Porter	Jake Means
4/23	@ Frisco	W, 12-4	Maikel Garcia	Nick Loftin	Michael Massey	Robbie Glendinning	John Rave	Sebastian Rivero	Nate Eaton	Jake Means	Tucker Bradley
4/24	@ Frisco	W, 4-3	Nick Loftin	John Rave	Michael Massey	Seuly Matias	Robbie Glendinning	Nate Eaton	Logan Porter	Jake Means	Tucker Bradley
4/26	AMARILLO	L, 6-5 (11)	Maikel Garcia	Nick Loftin	Michael Massey	Seuly Matias	Sebastian Rivero	John Rave	Robbie Glendinning	Jake Means	Nate Eaton
4/27	AMARILLO	W, 12-6	Maikel Garcia	Nick Loftin	Michael Massey	Seuly Matias	John Rave	Sebastian Rivero	Nate Eaton	Logan Porter	Tucker Bradley
4/28	AMARILLO	L, 9-5	Maikel Garcia	Nick Loftin	Michael Massey	Seuly Matias	Nate Eaton	Sebastian Rivero	Robbie Glendinning	Jake Means	Tucker Bradley
4/29	AMARILLO	W, 8-7	Maikel Garcia	Nick Loftin	Michael Massey	Robbie Glendinning	Nate Eaton	John Rave	Logan Porter	Jake Means	Tucker Bradley
4/30	AMARILLO	L, 7-5	Maikel Garcia	Nick Loftin	Michael Massey	John Rave	Nate Eaton	Sebastian Rivero	Logan Porter	Ryan Grotjohn	Tucker Bradley
5/1	AMARILLO	W, 9-5	Maikel Garcia	Nick Loftin	Michael Massey	Seuly Matias	John Rave	Robbie Glendinning	Logan Porter	Jake Means	Tucker Bradley
5/2	@ Springfield	L, 12-5	Maikel Garcia	Nick Loftin	Michael Massey	Seuly Matias	Nate Eaton	Sebastian Rivero	Robbie Glendinning	Jake Means	John Rave
5/4	@ Springfield	W, 13-3	Maikel Garcia	Nick Loftin	Michael Massey	Seuly Matias	Nate Eaton	Sebastian Rivero	Robbie Glendinning	Logan Porter	John Rave
5/5	@ Springfield	W, 9-6	Maikel Garcia	Nick Loftin	Robbie Glendinning	Seuly Matias	Nate Eaton	Logan Porter	Jake Means	Brhett Bewley	Tucker Bradley
5/6	@ Springfield	L, 2-1	Maikel Garcia	Nick Loftin	Michael Massey	Seuly Matias	Nate Eaton	Sebastian Rivero	John Rave	Robbie Glendinning	Tucker Bradley
5/7	@ Springfield	W, 4-0	Maikel Garcia	Nick Loftin	Michael Massey	Seuly Matias	John Rave	Logan Porter	Brhett Bewley	Jake Means	Tucker Bradley
5/8	@ Springfield	W, 9-4	Maikel Garcia	Nick Loftin	Michael Massey	Robbie Glendinning	John Rave	Nate Eaton	Logan Porter	Jake Means	Tucker Bradley
5/10	WICHITA	W, 7-4	Maikel Garcia	Nick Loftin	Michael Massey	Seuly Matias	John Rave	Nate Eaton	Robbie Glendinning	Logan Porter	Tucker Bradley
5/11	WICHITA	L, 4-3	Maikel Garcia	John Rave	Michael Massey	Seuly Matias	Nate Eaton	Robbie Glendinning	Logan Porter	Jake Means	Tucker Bradley
5/12	WICHITA	L, 10-4	Maikel Garcia	Nick Loftin	Michael Massey	Seuly Matias	Nate Eaton	Robbie Glendinning	Logan Porter	Brhett Bewley	John Rave
5/13	WICHITA	W, 7-0	Maikel Garcia	Nick Loftin	Michael Massey	Seuly Matias	John Rave	Nate Eaton	Gavin Stupiensi	Jake Means	Tucker Bradley
5/14	WICHITA	L, 7-6	Maikel Garcia	Nick Loftin	Michael Massey	Seuly Matias	Robbie Glendinning	Sebastian Rivero	Logan Porter	Jake Means	Tucker Bradley
5/15	WICHITA	Cancelled/Rain									
5/17	@ Arkansas	L, 7-6 (10)	Maikel Garcia	Nick Loftin	Michael Massey	Seuly Matias	Nate Eaton	John Rave	Robbie Glendinning	Logan Porter	Tucker Bradley
5/18	@ Arkansas	L, 5-4	Maikel Garcia	Nick Loftin	Michael Massey	Seuly Matias	Nate Eaton	Robbie Glendinning	Logan Porter	Jake Means	John Rave
5/19	@ Arkansas	L, 5-0	Maikel Garcia	Nate Eaton	Michael Massey	Seuly Matias	Robbie Glendinning	John Rave	Logan Porter	Brhett Bewley	Tucker Bradley
5/20	@ Arkansas	L, 2-1	Maikel Garcia	Nick Loftin	Michael Massey	Seuly Matias	Nate Eaton	John Rave	Jake Means	Gavin Stupiensi	Tucker Bradley
5/21	@ Arkansas	W, 11-4 (8)	Maikel Garcia	Nick Loftin	Michael Massey	Logan Porter	Nate Eaton	John Rave	Robbie Glendinning	Jake Means	Tucker Bradley
5/22	@ Arkansas	W, 10-5	Maikel Garcia	Nick Loftin	Michael Massey	Robbie Glendinning	John Rave	Nate Eaton	Gavin Stupiensi	Ryan Grotjohn	Tucker Bradley
5/24	@ Midland	W, 8-5	Maikel Garcia	Nick Loftin	Michael Massey	Robbie Glendinning	Nate Eaton	Seuly Matias	Logan Porter	Jake Means	John Rave
5/25	@ Midland	W, 11-3	Maikel Garcia	Nick Loftin	Michael Massey	Robbie Glendinning	Nate Eaton	Seuly Matias	Logan Porter	Jake Means	Tucker Bradley
5/26	@ Midland	L, 2-1 (10)	Maikel Garcia	Nick Loftin	Michael Massey	Robbie Glendinning	Brhett Bewley	Gavin Stupiensi	Jake Means	Ryan Grotjohn	Tucker Bradley
5/27	@ Midland	W, 14-6	Maikel Garcia	Nick Loftin	Michael Massey	Robbie Glendinning	Logan Porter	Seuly Matias	Brhett Bewley	Jake Means	Tucker Bradley
5/28	@ Midland	W, 9-7	Nick Loftin	Brhett Bewley	Michael Massey	Robbie Glendinning	Logan Porter	Seuly Matias	Ryan Grotjohn	Jake Means	Tucker Bradley
5/29	@ Midland	L, 3-1	Maikel Garcia	Nick Loftin	Michael Massey	Robbie Glendinning	Brhett Bewley	Seuly Matias	Gavin Stupiensi	Jake Means	Tucker Bradley
5/31	CORPUS CHRISTI	L, 8-7	Maikel Garcia	Nick Loftin	Michael Massey	Robbie Glendinning	Logan Porter	Seuly Matias	Ryan Grotjohn	Jake Means	Tucker Bradley
6/1	CORPUS CHRISTI	L, 6-2	Maikel Garcia	Brhett Bewley	Michael Massey	Robbie Glendinning	Logan Porter	Seuly Matias	Ryan Grotjohn	Jake Means	Tucker Bradley
6/2	CORPUS CHRISTI	W, 8-2	Tucker Bradley	Maikel Garcia	Michael Massey	Robbie Glendinning	Seuly Matias	Brhett Bewley	Gavin Stupiensi	Jake Means	Parker Bates
6/3	CORPUS CHRISTI	L, 5-4	Maikel Garcia	Brhett Bewley	Michael Massey	Robbie Glendinning	Logan Porter	Seuly Matias	Ryan Grotjohn	Jake Means	Parker Bates
6/4	CORPUS CHRISTI	W, 6-5 (10)	Maikel Garcia	Tucker Bradley	Michael Massey	Logan Porter	Robbie Glendinning	Seuly Matias	John Rave	Jake Means	Parker Bates
6/5	CORPUS CHRISTI	L, 17-4	Maikel Garcia	Tucker Bradley	Michael Massey	Robbie Glendinning	John Rave	Seuly Matias	Gavin Stupiensi	Jake Means	Brhett Bewley
6/7	@ Tulsa										
6/8	@ Tulsa										
6/9	@ Tulsa										
6/10	@ Tulsa										
6/11	@ Tulsa										
6/12	@ Tulsa										
6/14	ARKANSAS										
6/15	ARKANSAS										
6/16	ARKANSAS										
6/17	ARKANSAS										
6/18	ARKANSAS										
6/19	ARKANSAS										
6/21	SPRINGFIELD										
6/22	SPRINGFIELD										
6/23	SPRINGFIELD										
6/24	SPRINGFIELD										
6/25	SPRINGFIELD										
6/26	SPRINGFIELD										
6/28	@ Amarillo										
6/29	@ Amarillo										
6/30	@ Amarillo										
7/1	@ Amarillo										
7/2	@ Amarillo										
7/3	@ Amarillo										
7/4	TULSA										
7/6	TULSA										
7/7	TULSA										
7/8	TULSA										
7/9	TULSA										
7/10	TULSA										
7/12	@ Corpus Christi										
7/13	@ Corpus Christi										
7/14	@ Corpus Christi										
7/15	@ Corpus Christi										
7/16	@ Corpus Christi										
7/17	@ Corpus Christi										
7/22	SPRINGFIELD										
7/23	SPRINGFIELD										
7/24	SPRINGFIELD										
7/26	@ Wichita										
7/27	@ Wichita										
7/28	@ Wichita										
7/29	@ Wichita										
7/30	@ Wichita										
8/2	@ Wichita										
8/2	TULSA										
8/3	TULSA										
8/4	TULSA										
8/5	TULSA										
8/6	TULSA										
8/7	TULSA										
8/9	@ Arkansas										
8/10	@ Arkansas										
8/11	@ Arkansas										
8/12	@ Arkansas										
8/13	@ Arkansas										
8/14	@ Arkansas										
8/16	SAN ANTONIO										
8/17	SAN ANTONIO										
8/18	SAN ANTONIO										
8/19	SAN ANTONIO										
8/20	SAN ANTONIO										
8/21	SAN ANTONIO										
8/23	SPRINGFIELD										
8/24	SPRINGFIELD										
8/25	SPRINGFIELD										
8/26	SPRINGFIELD										
8/27	SPRINGFIELD										
8/28	SPRINGFIELD										
8/30	@ Tulsa										
8/31	@ Tulsa										
9/1	@ Tulsa										
9/2	@ Tulsa										
9/3	@ Tulsa										
9/4	@ Tulsa										
9/6	@ Wichita										
9/7	@ Wichita										
9/8	@ Wichita										
9/9	@ Wichita										
9/10	@ Wichita										
9/11	@ Wichita										
9/13	FRISCO										
9/14	FRISCO										
9/15	FRISCO										
9/16	FRISCO										
9/17	FRISCO										
9/18	FRISCO										





**LF**

Tucker Bradley, 25 (12-13)  
John Rave, 18 (9-9)  
Nate Eaton, 3 (2-1)  
Ryan Grotjohn, 3 (1-2)  
Nick Loftin, 1 (1-0)

**CF**

Nick Loftin, 35 (17-18)  
John Rave, 12 (6-6)  
Parker Bates, 2 (1-1)  
Tucker Bradley, 1 (0-1)

**RF**

Seuly Matias, 33 (15-18)  
Nate Eaton, 7 (3-4)  
Tucker Bradley, 4 (3-1)  
John Rave, 4 (1-3)  
Ryan Grotjohn, 1 (1-0)  
Parker Bates, 1 (0-1)

**SS**

Maikel Garcia, 47 (22-25)  
Nate Eaton, 1 (1-0)  
Jake Means, 1 (1-0)  
Ryan Grotjohn, 1 (0-1)

**2B**

Michael Massey, 41 (22-19)  
Brhet Bewley, 6 (2-4)  
Ryan Grotjohn, 3 (0-3)

**3B**

Nate Eaton, 23 (10-13)  
Jake Means, 19 (8-11)  
Robbie Glendinning, 5 (3-2)  
Brhet Bewley, 3 (3-0)

**SP**

Drew Parrish, 10 (5-5)  
Alec Marsh, 10 (3-7)  
Anthony Veneziano, 9 (4-5)  
Ángel Zerpa, 9 (3-6)  
Dante Biasi, 4 (4-0)  
Will Klein, 3 (2-1)  
Marcelo Martinez, 3 (2-1)  
Asa Lacy, 2 (1-1)

**1B**

Robbie Glendinning, 30 (14-16)  
Jake Means, 15 (7-8)  
Logan Porter, 5 (3-2)

**DH**

Seuly Matias, 8 (4-4)  
Robbie Glendinning, 7 (3-4)  
Michael Massey, 7 (1-6)  
Tucker Bradley, 6 (4-2)  
Logan Porter, 6 (2-4)  
Nick Loftin, 4 (3-1)  
John Rave, 3 (2-1)  
Brhet Bewley, 3 (0-3)  
Nate Eaton, 2 (2-0)  
Jake Means, 2 (2-0)  
Ryan Grotjohn, 2 (1-1)

**C**

Logan Porter, 22 (13-9)  
Sebastian Rivero, 18 (8-10)  
Gavin Stupienski, 7 (3-4)  
Tyler Cropley, 3 (0-3)

1	2	3	4	5	6	7	8	9
Maikel Garcia, 46 (21-25) Nick Loftin, 3 (2-1) Tucker Bradley, 1 (1-0)	Nick Loftin, 37 (19-18) John Rave, 5 (1-4) Brhet Bewley, 3 (1-2) Tucker Bradley, 2 (1-1) Nate Eaton, 2 (1-1) Maikel Garcia, 1 (1-0)	Michael Massey, 48 (23-25) Robbie Glendinning, 1 (1-0) John Rave, 1 (0-1)	Seuly Matias, 30 (13-17) Robbie Glendinning, 15 (9-6) Logan Porter, 2 (2-0) Nate Eaton, 1 (0-1) Jake Means, 1 (0-1) John Rave, 1 (0-1)	Nate Eaton, 18 (6-12) John Rave, 10 (8-2) Sebastian Rivero, 10 (5-5) Logan Porter, 5 (2-3) Robbie Glendinning, 4 (2-2) Brhet Bewley, 2 (0-2) Seuly Matias, 1 (1-0)	Seuly Matias, 10 (5-5) Nate Eaton, 9 (6-3) Sebastian Rivero, 9 (4-5) John Rave, 8 (4-4) Robbie Glendinning, 8 (2-6) Logan Porter, 2 (2-0) Brhet Bewley, 1 (1-0) Ryan Grotjohn, 1 (0-1) Jake Means, 1 (0-1) Gavin Stupienski, 1 (0-1)	Logan Porter, 14 (6-8) Robbie Glendinning, 13 (6-7) Nate Eaton, 5 (4-1) Gavin Stupienski, 5 (3-2) Ryan Grotjohn, 5 (1-4) Jake Means, 4 (1-3) Brhet Bewley, 2 (2-0) John Rave, 2 (1-1)	Jake Means, 29 (16-13) Logan Porter, 10 (6-4) Brhet Bewley, 3 (1-2) Ryan Grotjohn, 3 (1-2) Tyler Cropley, 3 (0-3) Robbie Glendinning, 1 (0-1) Gavin Stupienski, 1 (0-1)	Tucker Bradley, 34 (17-17) John Rave, 9 (4-5) Parker Bates, 3 (2-1) Jake Means, 1 (1-0) Brhet Bewley, 1 (0-1) Nate Eaton, 1 (0-1) Ryan Grotjohn, 1 (0-1)

PLAYER	GS	POSITION										BATTING ORDER								
		C	1B	2B	3B	SS	LF	CF	RF	OF	DH	1st	2nd	3rd	4th	5th	6th	7th	8th	9th
Michael Massey	48			41							7			48						
Maikel Garcia	47					47						46	1							
Robbie Glendinning	42		30		5						7			1	15	4	8	13	1	
Seuly Matias	41								33	33	8				30	1	10			
Nick Loftin	40						1	35		36	4	3	37							
Tucker Bradley	37						25	1	5	31	6	1	2							34
Jake Means	37		15		19	1					2				2		1	4	29	1
Nate Eaton	36				23	1	3		7	10	2		2			19	9	5		1
John Rave	36						18	12	3	33	3		5	1	1	10	8	2		9
Logan Porter	33	22	5								6				2	5	2	14	10	
Sebastian Rivero	18	18														9	9			
Brhet Bewley	12			6	3						3		3			2	1	2	3	1
Ryan Grotjohn	10			3		1	3		1	4	2						1	5	3	1
Gavin Stupienski	7	7															1	5	1	
Tyler Cropley	3	3																	3	
Parker Bates	3							2	1	3										3

OUTFIELD ASSISTS (13)

TUCKER BRADLEY

LF

2

RF

1

NATE EATON

LF

1

RF

3

NICK LOFTIN

CF

2

SEULY MATIAS

RF

3

JOHN RAVE

CF

1

# OF LINEUP COMBOS

50 games, 50 unique lineup combinations used

MOST USED LINEUP (TBD)

PLAYER

Pos.

1

2

3

4

5

6

7

8

9

NATURALS POSITION PRODUCTION																		
	AVG	AB	H	TB	2B	3B	HR	RBI	BB	SO	OBP	SLG	OPS	SAC	SF	HBP	GIDP	
C	.280	182	51	90	15	0	8	29	25	46	.383	.495	.878	0	1	6	4	
1B	.257	183	47	75	13	0	5	34	26	68	.349	.410	.759	0	4	2	4	
2B	.305	203	62	101	15	0	8	46	20	52	.362	.498	.860	0	5	1	2	
3B	.224	192	43	70	14	2	3	25	19	56	.301	.365	.666	1	2	3	7	
SS	.306	206	63	83	15	1	1	21	33	43	.400	.403	.803	1	1	0	5	
LF	.289	180	52	79	5	2	6	29	25	41	.373	.439	.812	3	3	1	4	
CF	.275	204	56	87	9	2	6	33	20	35	.342	.426	.768	5	4	3	7	
RF	.242	194	47	90	6	2	11	35	19	64	.314	.464	.778	2	4	3	3	
DH	.247	186	46	80	5	1	9	31	27	53	.350	.430	.780	1	1	3	0	

NATURALS LINEUP PRODUCTION																		
	AVG	AB	H	TB	2B	3B	HR	RBI	BB	SO	OBP	SLG	OPS	SAC	SF	HBP	GIDP	
1st	.290	210	61	80	14	1	1	20	33	43	.385	.381	.766	1	1	0	5	
2nd	.273	205	56	85	9	1	6	33	21	35	.345	.415	.760	5	5	4	6	
3rd	.311	209	65	103	14	0	8	46	18	49	.359	.493	.852	0	6	1	1	
4th	.231	199	46	76	7	1	7	37	20	76	.304	.382	.686	0	5	3	5	
5th	.228	197	45	76	14	1	5	27	20	41	.305	.386	.691	0	3	3	2	
6th	.264	182	48	90	11	2	9	28	30	57	.373	.495	.868	2	2	3	4	
7th	.297	185	55	95	8	1	10	38	25	66	.384	.514	.898	1	3	3	2	
8th	.225	182	41	69	13	0	5	25	25	58	.332	.379	.711	0	0	4	6	
9th	.290	176	51	82	7	3	6	30	22	41	.372	.466	.838	4	0	1	5	

GM #	APRIL	OPPONENT	SCORE	RECORD	Pos./G+/-	WIn	Loss	Save	Temp.	1st Pitch	Time	Att.	Home Att.	NATURALS				OPPONENT				
														R	H	E	LO	R	H	E	LO	
1	4/8	@ Springfield	W, 11-8	1 - 0	T-1st/+1.0	Á. Sotillet (1-0)	G. Black (0-1)	-	42°	6:41 PM	3:55	3,682			11	12	0	10	8	8	4	10
2	4/9	@ Springfield	L, 14-11	1 - 1	T-2nd/-1.0	J. Quezada (1-0)	A. Veneziano (0-1)	F. Pacheco (1)	63°	5:37 PM	3:47	3,037			11	15	2	10	14	13	2	10
3	4/10	@ Springfield	L, 10-5	1 - 2	T-3rd/-2.0	M. Bretzell (1-0)	A. Zerpa (0-1)	-	79°	1:38 PM	2:43	2,760			5	7	2	6	10	12	1	6
4	4/12	WICHITA	W, 8-6	2 - 2	T-3rd/-1.0	D. Biasi (1-0)	B. Lawson (0-1)	Á. Sotillet (1)	72°	7:04 PM	3:04	4,032	4,032		8	8	0	6	6	6	2	9
5	4/13	WICHITA	W, 8-5	3 - 2	2nd/-1.0	C. Cosby (1-0)	A. Scherff (0-1)	-	53°	7:05 PM	2:48	2,590	6,622		8	12	0	7	5	7	2	4
6	4/14	WICHITA	L, 7-1	3 - 3	3rd/-1.0	L. Varland (1-0)	D. Parrish (0-1)	-	64°	7:04 PM	3:03	2,655	9,277		1	5	0	7	7	7	0	7
7	4/15	WICHITA	L, 4-2	3 - 4	3rd/-2.0	S. Woods Richardson (1-0)	A. Veneziano (0-2)	A. Schulfer (1)	73°	7:05 PM	2:25	4,404	13,681		2	5	0	6	4	9	1	9
8	4/16	WICHITA	L, 6-5 (10)	3 - 5	T-4th/-2.5	A. Angulo (1-0)	Z. Willeman (0-1)	S. Klimek (1)	55°	6:05 PM	3:25	3,003	16,684		5	6	2	12	6	16	4	11
9	4/17	WICHITA	L, 5-1	3 - 6	5th/-3.0	T. Viza (1-0)	A. Lacy (0-1)	-	52°	2:05 PM	2:37	1,950	18,634		1	10	1	9	5	7	0	5
10	4/19	@ Frisco	L, 4-3	3 - 7	5th/-4.0	S. Nordlin (2-1)	A. Marsh (0-1)	C. Lee (3)	70°	6:37 PM	2:37	2,162			3	2	0	7	4	9	1	10
11	4/20	@ Frisco	W, 7-2	4 - 7	T-4th/-4.0	D. Parrish (1-1)	A. Weems (0-1)	-	86°	6:37 PM	2:27	2,324			7	10	1	7	2	4	0	6
12	4/21	@ Frisco	L, 12-2	4 - 8	5th/-4.0	N.Starr (1-0)	A. Veneziano (0-3)	-	82°	6:37 PM	2:26	3,939			2	2	0	7	12	13	1	3
13	4/22	@ Frisco	W, 11-2	5 - 8	T-4th/-4.0	Á. Zerpa (1-1)	C. Bradford (1-1)	-	84°	6:36 PM	2:30	6,222			11	8	0	4	2	8	1	10
14	4/23	@ Frisco	W, 12-4	6 - 8	4th/-4.0	W. Pennington (1-0)	J. Leiter (0-1)	-	82°	6:40 PM	2:39	6,777			12	12	2	7	4	10	2	8
15	4/24	@ Frisco	W, 4-3	7 - 8	4th/-3.0	Y. Del Rosario (1-0)	C. Ragans (0-1)	Á. Sotillet (2)	75°	4:16 PM	2:21	3,208			4	9	0	9	3	6	1	6
16	4/26	AMARILLO	L, 6-5 (11)	7 - 9	T-4th/-3.0	J. Garcia (1-0)	W. Pennington (1-1)	B. Rogers (1)	55°	11:06 AM	3:02	3,702	22,336		6	10	0	8	5	9	1	9
17	4/27	AMARILLO	W, 12-6	8 - 9	4th/-3.0	A. Veneziano (1-3)	S. Cecconi (0-1)	-	68°	7:05 PM	2:28	3,073	25,409		12	15	0	9	6	11	2	7
18	4/28	AMARILLO	L, 9-5	8 - 10	4th/-3.0	K. Curtis (1-1)	Z. Willeman (0-2)	-	64°	7:04 PM	2:38	3,100	28,509		5	8	0	6	9	13	1	4
19	4/29	AMARILLO	W, 8-7	9 - 10	T-3rd/-3.0	W. Pennington (2-1)	D. Olivero (0-1)	J. Dipoto (1)	74°	7:05 PM	2:51	4,890	33,399		8	17	1	9	7	15	0	11
20	4/30	AMARILLO	L, 7-5	9 - 11	T-3rd/-3.0	B. Pfaadt (1-1)	H. Capps (0-1)	B. Workman (1)	72°	6:06 PM	2:16	5,857	39,256		5	8	0	4	7	10	0	5

**APRIL Hitting Results:** .261/.357/.422 (180-for-690), 37 2B, 22 HR, 126 R, 97 BB, 32 SB // **APRIL Pitching Results:** 9-11, 5.98 ERA (119 ER in 179.0 IP), 3/5 SV, 194 H, 25 HR, 87 BB, 158 K, .276 AVG

														NATURALS				OPPONENT			
GM #	MAY	OPPONENT	SCORE	RECORD	Pos./G+/-	WIN	LOSS	SAVE	TEMP.	1st PITCH	TIME	ATT.	HOME ATT.	R	H	E	LO	R	H	E	LO
21	5/1	AMARILLO	W, 9-5	10- 11	3rd/-3.0	D. Parrish (2-1)	J. Vernia (0-1)	-	70°	2:04 PM	2:32	5,348	44,604	9	12	0	7	5	11	0	7
22	5/3	@ Springfield	L, 12-5	10- 12	T-3rd/-3.5	D. Roach (2-1)	A. Veneziano (1-3)	-	52°	6:37 PM	2:49	3,701		5	8	2	7	12	10	2	10
23	5/4	@ Springfield	W, 13-3	11- 12	T-3rd/-3.0	M. Martinez (1-0)	K. Leahy (0-4)	-	55°	7:34 PM	2:33 (:59)	3,131		13	15	0	10	3	6	1	4
24	5/5	@ Springfield	W, 9-6	12- 12	3rd/-2.5	Y. Del Rosario (2-0)	G. Black (1-3)	W. Pennington (1)	61°	6:36 PM	2:42	3,125		9	17	0	12	6	8	1	4
25	5/6	@ Springfield	L, 2-1	12- 13	T-3rd/-4.0	T. Pike (1-1)	H. Capps (0-2)	F. Pacheco (5)	64°	6:39 PM	2:22	3,165		1	4	1	2	2	6	0	10
26	5/7	@ Springfield	W, 4-0	13- 13	3rd/-4.0	D. Parrish (3-1)	C. Lunn (2-3)	-	74°	6:05 PM	2:04	4,375		4	9	0	5	0	3	1	4
27	5/8	@ Springfield	W, 9-5	14- 13	3rd/-2.5	W. Pennington (3-1)	F. Pacheco (0-1)	-	77°	6:07 PM	2:40	3,922		9	13	1	8	5	6	1	7
28	5/10	WICHITA	W, 7-4	15- 13	3rd/-1.5	D. Biasi (2-0)	K. Klimek (0-1)	Y. Del Rosario (1)	84°	11:06 AM	2:35	5,620	50,224	7	11	0	5	4	7	0	11
29	5/11	WICHITA	L, 4-3	15- 14	3rd/-2.5	K. Funderburk (2-0)	A. Zerpa (1-2)	A. Schuller (5)	84°	7:04 PM	2:22	2,434	52,658	3	8	2	9	4	8	2	8
30	5/12	WICHITA	L, 10-4	15- 15	3rd/-3.5	L. Varland (4-1)	P. Smith (0-1)	-	85°	7:06 PM	2:30	3,825	56,483	4	8	2	4	10	11	1	9
31	5/13	WICHITA	W, 7-0	16- 15	3rd/-2.5	D. Parrish (4-1)	S. Woods Richardson (2-1)	-	82°	7:05 PM	2:14	4,497	60,980	7	8	0	3	0	5	0	5
32	5/14	WICHITA	L, 7-6	16- 16	3rd/-3.5	B. Gross (2-0)	H. Capps (0-3)	A. Schuller (6)	84°	6:04 PM	2:52	5,558	66,538	6	11	1	10	7	10	2	8
	5/15	WICHITA	Cancelled/Rain																		
33	5/17	@ Arkansas	L, 7-6 (10)	16- 17	3rd/-4.5	T. Kuhn (1-1)	W. Pennington (3-2)	-	81°	6:37 PM	2:53	3,374		6	12	0	10	7	10	1	6
34	5/18	@ Arkansas	L, 5-4	16- 18	3rd/-5.5	T. Dollard (1-1)	Á. Zerpa (1-3)	M. Stryfeler (6)	89°	6:34 PM	2:14	3,646		4	5	1	5	5	7	1	6
35	5/19	@ Arkansas	L, 5-0	16- 19	4th/-6.5	C. Jones (1-2)	A. Marsh (0-2)	-	90°	6:35 PM	2:15	3,769		0	3	1	7	5	8	3	8
36	5/20	@ Arkansas	L, 2-1	16- 20	4th/-6.5	J. Haberer (1-2)	D. Parrish (4-2)	T. Kuhn (3)	89°	7:04 PM	2:24	6,016		1	4	1	6	2	4	0	7
37	5/21	@ Arkansas	W, 11-4 (8)	17- 20	4th/-6.0	D. Biasi (3-0)	S. Kolek (1-3)	-	75°	7:06 PM	2:54 (:30)	3,869		11	12	0	10	4	5	1	6
38	5/22	@ Arkansas	W, 10-5	18- 20	3rd/-6.0	Z. Phillips (1-0)	E. Hancock (0-1)	-	62°	1:35 PM	2:44	3,807		10	11	1	6	5	8	2	8
39	5/24	@ Midland	W, 8-5	19- 20	3rd/-5.5	Y. Del Rosario (3-0)	D. Leal (0-1)	Z. Willeman (1)	68°	11:02 AM	2:25	4,066		8	10	0	5	5	12	1	11
40	5/25	@ Midland	W, 11-3	20- 20	3rd/-4.5	A. Marsh (1-2)	R. Cusick (1-5)	-	74°	6:33 PM	2:48	3,010		11	16	0	9	3	10	2	13
41	5/26	@ Midland	L, 2-1 (10)	20- 21	3rd/-5.5	G. Acton (1-2)	Z. Phillips (1-1)	-	90°	7:02 PM	2:41	3,452		1	7	0	11	2	3	2	4
42	5/27	@ Midland	W, 14-6	21- 21	3rd/-5.0	Á. Sotillet (2-0)	T. Damron (1-3)	-	97°	7:01 PM	3:03	3,549		14	17	2	12	6	7	2	11
43	5/28	@ Midland	W, 9-7 (10)	22- 21	3rd/-5.0	Y. Del Rosario (4-0)	C. Cohen (2-3)	-	98°	7:00 PM	2:50	3,425		9	15	0	11	7	10	1	8
44	5/29	@ Midland	L, 3-1	22- 22	3rd/-5.0	M. Milburn (3-0)	Á. Zerpa (1-4)	A. Briggs (2)	96°	2:02 PM	1:48	2,446		1	6	0	7	3	11	0	6
45	5/31	CORPUS CHRISTI	L, 8-7	22- 23	4th/-5.0	D. West (1-3)	Y. Del Rosario (1-4)	M. Ruppenthal (1)	82°	7:04 PM	2:52	2,247	68,785	7	12	2	9	8	11	0	7

**MAY Hitting Results:** .285/.353/.455 (254-for-892), 53 2B, 29 HR, 160 R, 94 BB, 31 SB // **APRIL Pitching Results:** 13-12, 4.43 ERA (108 ER in 219.1 IP), 3/6 SV, 197 H, 25 HR, 123 BB, 249 K, .239 AVG

[illegible]

**1ST HALF Hitting Results: TBD // 1ST HALF Pitching Results: TBD**





GM #	JUNE	OPPONENT	SCORE	RECORD	Pos./G+/-	WIN	LOSS	SAVE	TEMP.	1ST PITCH	TIME	ATT.	HOME ATT.	NATURALS				OPPONENT			
														R	H	E	LO	R	H	E	LO
69	6/28	@ Amarillo																			
70	6/29	@ Amarillo																			
71	6/30	@ Amarillo																			

JUNE Hitting Results: TBD // JUNE Pitching Results: TBD

GM #	JULY	OPPONENT	SCORE	RECORD	Pos./G+/-	WIN	LOSS	SAVE	TEMP.	1ST PITCH	TIME	ATT.	HOME ATT.	NATURALS				OPPONENT			
														R	H	E	LO	R	H	E	LO
72	7/1	@ Amarillo																			
73	7/2	@ Amarillo																			
74	7/3	@ Amarillo																			
75	7/4	TULSA																			
76	7/6	TULSA																			
77	7/7	TULSA																			
78	7/8	TULSA																			
79	7/9	TULSA																			
80	7/10	TULSA																			
81	7/12	@ Corpus Christi																			
82	7/13	@ Corpus Christi																			
83	7/14	@ Corpus Christi																			
84	7/15	@ Corpus Christi																			
85	7/16	@ Corpus Christi																			
86	7/17	@ Corpus Christi																			
87	7/22	SPRINGFIELD																			
88	7/23	SPRINGFIELD																			
89	7/24	SPRINGFIELD																			
90	7/26	@ Wichita																			
91	7/27	@ Wichita																			
92	7/28	@ Wichita																			
93	7/29	@ Wichita																			
94	7/30	@ Wichita																			
95	7/31	@ Wichita																			

JULY Hitting Results: TBD // JULY Pitching Results: TBD

GM #	AUGUST	OPPONENT	SCORE	RECORD	Pos./G+/-	WIN	LOSS	SAVE	TEMP.	1ST PITCH	TIME	ATT.	HOME ATT.	NATURALS				OPPONENT			
														R	H	E	LO	R	H	E	LO
96	8/2	TULSA																			
97	8/3	TULSA																			
98	8/4	TULSA																			
99	8/5	TULSA																			
100	8/6	TULSA																			
101	8/7	TULSA																			
102	8/9	@ Arkansas																			
103	8/10	@ Arkansas																			
104	8/11	@ Arkansas																			
105	8/12	@ Arkansas																			
106	8/13	@ Arkansas																			
107	8/14	@ Arkansas																			
108	8/16	SAN ANTONIO																			
109	8/17	SAN ANTONIO																			
110	8/18	SAN ANTONIO																			
111	8/19	SAN ANTONIO																			
112	8/20	SAN ANTONIO																			
113	8/21	SAN ANTONIO																			
114	8/23	SPRINGFIELD																			
115	8/24	SPRINGFIELD																			
116	8/25	SPRINGFIELD																			
117	8/26	SPRINGFIELD																			
118	8/27	SPRINGFIELD																			
119	8/28	SPRINGFIELD																			
120	8/30	@ Tulsa																			
121	8/31	@ Tulsa																			

AUGUST Hitting Results: TBD // AUGUST Pitching Results: TBD

GM #	SEPTEMBER	OPPONENT	SCORE	RECORD	Pos./G+/-	WIN	LOSS	SAVE	TEMP.	1ST PITCH	TIME	ATT.	HOME ATT.	NATURALS				OPPONENT			
														R	H	E	LO	R	H	E	LO
122	9/1	@ Tulsa																			
123	9/2	@ Tulsa																			
124	9/3	@ Tulsa																			
125	9/4	@ Tulsa																			
126	9/6	@ Wichita																			
127	9/7	@ Wichita																			
128	9/8	@ Wichita																			
129	9/9	@ Wichita																			
130	9/10	@ Wichita																			
131	9/11	@ Wichita																			
132	9/13	FRISCO																			
133	9/14	FRISCO																			
134	9/15	FRISCO																			
135	9/16	FRISCO																			
136	9/17	FRISCO																			
137	9/18	FRISCO																			

SEPTEMBER Hitting Results: TBD // SEPTEMBER Pitching Results: TBD  
2ND HALF Hitting Results: TBD // 2ND HALF Pitching Results: TBD



DATE	OPPONENT	RESULT	IP	H	R	ER	BB	SO	2B	3B	HR	AVG	WHIP	WP	BK	HB	GIDP	IBB	TBF	SV	ERA (SEASON)
4/8	@ Springfield	W, 11-8	9.0	8	8	8	9	6	3	0	2	(.229)	(1.89)	2	0	1	0	0	45	0	8.00
4/9	@ Springfield	L, 14-11	8.0	13	14	12	12	5	2	0	1	(.361)	(3.13)	1	0	0	2	0	48	0	10.59
4/10	@ Springfield	L, 10-5	8.0	12	10	10	3	0	3	0	3	(.333)	(1.88)	2	0	1	0	0	40	0	10.80
4/12	WICHITA	W, 8-6	9.0	6	6	6	5	13	0	0	0	(.171)	(1.22)	2	0	2	0	0	42	1	9.53
4/13	WICHITA	W, 8-5	9.0	7	5	5	3	15	2	0	2	(.212)	(1.11)	1	0	0	1	0	36	0	8.58
4/14	WICHITA	L, 7-1	9.0	7	7	7	5	9	3	1	1	(.206)	(1.33)	0	0	2	0	0	41	0	8.31
4/15	WICHITA	L, 4-2	9.0	9	4	4	6	4	1	1	1	(.265)	(1.67)	0	0	0	1	0	40	0	7.67
4/16	WICHITA	L, 6-5 (10)	10.0	16	6	4	2	9	0	0	0	(.372)	(1.80)	0	0	0	2	0	46	0	7.10
4/17	WICHITA	L, 5-1	9.0	7	5	4	3	8	1	0	2	(.206)	(1.11)	0	0	0	0	0	37	0	6.75
4/19	@ Frisco	L, 4-3	8.0	9	4	4	6	7	1	0	0	(.300)	(1.88)	1	0	0	1	0	38	0	6.55
4/20	@ Frisco	W, 7-2	9.0	4	2	1	4	6	1	0	1	(.133)	(0.89)	1	0	1	2	0	35	0	6.03
4/21	@ Frisco	L, 12-2	8.0	13	12	12	2	6	3	0	3	(.382)	(1.88)	0	0	2	1	0	39	0	6.60
4/22	@ Frisco	W, 11-2	9.0	8	2	2	4	9	0	0	1	(.235)	(1.33)	1	0	0	0	0	39	0	6.24
4/23	@ Frisco	W, 12-4	9.0	10	4	3	3	7	2	0	2	(.286)	(1.44)	0	0	0	0	0	39	0	6.00
4/24	@ Frisco	W, 4-3	9.0	6	3	3	3	9	3	0	1	(.194)	(1.00)	0	0	1	1	0	36	1	5.80
4/26	AMARILLO	L, 6-5 (11)	11.0	10	6	5	3	12	1	0	0	(.244)	(1.18)	2	0	0	1	1	45	0	5.66
4/27	AMARILLO	W, 12-6	9.0	11	6	6	2	6	2	0	1	(.297)	(1.44)	2	0	0	0	0	40	0	5.68
4/28	AMARILLO	L, 9-5	9.0	13	9	9	4	5	3	1	1	(.361)	(1.89)	0	1	0	2	1	40	0	5.87
4/29	AMARILLO	W, 8-7	9.0	15	7	7	6	11	2	0	0	(.395)	(2.33)	2	0	0	2	0	45	1	5.93
4/30	AMARILLO	L, 7-5	9.0	10	7	7	2	11	2	0	3	(.278)	(1.33)	0	0	1	1	0	39	0	5.98
5/1	AMARILLO	W, 9-5	9.0	11	5	5	2	8	3	0	2	(.324)	(1.44)	0	0	1	0	0	39	0	5.94
5/3	@ Springfield	L, 12-5	8.0	10	12	12	13	8	4	0	1	(.323)	(2.88)	0	0	2	3	0	46	0	6.24
5/4	@ Springfield	W, 13-3	9.0	6	3	3	2	9	0	0	1	(.188)	(0.89)	1	0	0	1	0	34	0	6.10
5/5	@ Springfield	W, 9-6	9.0	8	6	6	4	12	4	0	2	(.242)	(1.33)	0	0	0	1	0	37	1	6.10
5/6	@ Springfield	L, 2-1	8.0	7	2	2	5	16	2	0	0	(.226)	(1.50)	0	0	0	0	0	36	0	5.96
5/7	@ Springfield	W, 4-0	9.0	3	0	0	2	8	0	0	0	(.103)	(0.56)	1	0	0	0	0	31	0	5.73
5/8	@ Springfield	W, 9-5	9.0	6	5	3	7	5	1	0	1	(.188)	(1.44)	1	0	0	1	0	39	0	5.63
5/10	WICHITA	W, 7-4	9.0	7	4	4	9	9	2	0	2	(.212)	(1.78)	0	0	0	0	0	42	1	5.57
5/11	WICHITA	L, 4-3	9.0	8	4	4	6	9	2	1	1	(.242)	(1.56)	0	0	0	1	0	39	0	5.51
5/12	WICHITA	L, 10-4	9.0	11	10	10	8	16	3	0	2	(.297)	(2.11)	2	0	1	0	0	46	0	5.66
5/13	WICHITA	W, 7-0	9.0	5	0	0	0	12	1	0	0	(.161)	(0.56)	0	0	1	0	0	32	0	5.48
5/14	WICHITA	L, 7-6	9.0	10	7	6	6	11	2	0	2	(.278)	(1.78)	0	0	0	0	0	42	0	5.49
5/15	WICHITA	Cancelled/Rain																			
5/17	@ Arkansas	L, 7-6 (10)	9.2	10	7	7	5	9	3	0	1	(.278)	(1.55)	2	0	0	3	2	41	0	5.53
5/18	@ Arkansas	L, 5-4	8.0	7	5	3	4	8	1	0	2	(.226)	(1.38)	0	1	0	0	0	35	0	5.47
5/19	@ Arkansas	L, 5-0	8.0	8	5	5	4	13	0	2	1	(.250)	(1.50)	0	0	1	0	0	37	0	5.48
5/20	@ Arkansas	L, 2-1	8.0	4	2	0	4	10	0	0	0	(.143)	(1.00)	0	0	1	0	0	33	0	5.34
5/21	@ Arkansas	W, 11-4 (8)	7.0	5	4	4	7	8	2	0	0	(.208)	(1.71)	0	0	0	0	0	31	0	5.33
5/22	@ Arkansas	W, 10-5	9.0	8	5	4	5	7	1	0	1	(.229)	(1.44)	0	0	0	0	0	40	0	5.30
5/24	@ Midland	W, 8-5	9.0	12	5	5	3	10	7	0	0	(.308)	(1.67)	0	0	1	0	0	43	1	5.29
5/25	@ Midland	W, 11-3	9.0	10	3	3	4	14	4	1	0	(.270)	(1.56)	1	0	2	0	0	43	0	5.23
5/26	@ Midland	L, 2-1 (10)	9.2	3	2	1	3	7	0	0	0	(.097)	(0.62)	1	0	0	1	0	34	0	5.12
5/27	@ Midland	W, 14-6	9.0	7	6	4	11	7	2	0	0	(.219)	(2.00)	0	0	0	1	0	44	0	5.08
5/28	@ Midland	W, 9-7 (10)	10.0	10	7	7	5	9	3	0	3	(.256)	(1.50)	0	0	0	1	0	44	0	5.12
5/29	@ Midland	L, 3-1	8.0	11	3	3	1	9	2	1	1	(.344)	(1.50)	0	0	0	2	0	33	0	5.09
5/31	CORPUS CHRISTI	L, 8-7	9.0	11	8	7	3	15	3	1	2	(.297)	(1.56)	0	0	2	1	0	42	0	5.13
6/1	CORPUS CHRISTI	L, 6-2	9.0	11	6	6	5	6	2	1	2	(.306)	(1.78)	0	0	0	2	0	41	0	5.15
6/2	CORPUS CHRISTI	W, 8-2	9.0	2	2	2	10	10	0	0	0	(.071)	(1.33)	1	1	0	1	0	38	0	5.08
6/3	CORPUS CHRISTI	L, 5-4	9.0	9	5	5	4	12	4	0	1	(.250)	(1.44)	1	1	0	0	0	40	0	5.08
6/4	CORPUS CHRISTI	W, 6-5 (10)	10.0	7	5	4	6	18	1	0	0	(.200)	(1.30)	1	0	1	1	1	43	0	5.04
6/5	CORPUS CHRISTI	L, 17-4	9.0	16	17	16	16	11	1	0	2	(.390)	(3.56)	1	0	0	1	0	58	0	5.27
6/7	@ Tulsa																				
6/8	@ Tulsa																				
6/9	@ Tulsa																				
6/10	@ Tulsa																				
6/11	@ Tulsa																				
6/12	@ Tulsa																				
6/14	ARKANSAS																				
6/15	ARKANSAS																				
6/16	ARKANSAS																				
6/17	ARKANSAS																				
6/18	ARKANSAS																				
6/19	ARKANSAS																				
6/21	SPRINGFIELD																				
6/22	SPRINGFIELD																				
6/23	SPRINGFIELD																				
6/24	SPRINGFIELD																				
6/25	SPRINGFIELD																				
6/26	SPRINGFIELD																				



23

## GAME-BY-GAME HITTING



DATE	OPPONENT	RESULT	AB	R	H	RBI	2B	3B	HR	TB	BB	SO	IBB	SB	CS	HBP	SAC	SF	GIDP	LOB	AVG (SEASON)
4/8	@ Springfield	W, 11-8	40	11	12	9	2	0	0	14	8	8	0	3	0	0	0	0	2	10	.300
4/9	@ Springfield	L, 14-11	39	11	15	9	2	0	0	17	7	8	0	0	1	0	0	2	1	10	.342
4/10	@ Springfield	L, 10-5	30	5	7	5	2	0	1	12	5	8	0	0	0	1	0	2	3	6	.312
4/12	WICHITA	W, 8-6	34	8	8	6	2	1	0	12	4	7	0	3	0	0	0	0	1	6	.294
4/13	WICHITA	W, 8-5	32	8	12	7	3	1	0	17	5	8	0	0	0	0	1	1	0	7	.309
4/14	WICHITA	L, 7-1	32	1	5	1	1	0	0	6	2	15	0	1	0	1	0	0	0	7	.285
4/15	WICHITA	L, 4-2	32	2	5	1	1	1	0	8	3	5	0	0	1	0	0	0	0	6	.268
4/16	WICHITA	L, 6-5 (10)	35	5	6	5	0	0	0	6	9	12	1	2	0	1	0	1	0	12	.255
4/17	WICHITA	L, 5-1	35	1	10	1	0	0	0	10	2	9	0	4	0	0	0	0	1	9	.259
4/19	@ Frisco	L, 4-3	29	3	2	3	0	0	1	5	6	6	0	2	0	1	1	0	0	7	.243
4/20	@ Frisco	W, 7-2	35	7	10	7	1	0	3	20	6	11	0	1	0	0	0	0	1	7	.247
4/21	@ Frisco	L, 12-2	27	2	2	2	0	0	2	8	9	12	0	4	0	0	0	0	2	7	.235
4/22	@ Frisco	W, 11-2	35	11	8	10	3	0	2	17	6	9	0	0	0	1	0	0	0	4	.234
4/23	@ Frisco	W, 12-4	41	12	12	11	4	0	3	25	5	11	0	2	0	0	0	0	0	7	.239
4/24	@ Frisco	W, 4-3	36	4	9	2	1	0	1	13	4	9	0	3	1	0	0	0	0	9	.240
4/26	AMARILLO	L, 6-5 (11)	39	5	9	5	3	0	1	15	3	9	0	0	0	1	1	1	0	9	.240
4/27	AMARILLO	W, 12-6	37	12	15	11	3	0	3	27	3	9	0	1	0	3	0	2	0	9	.250
4/28	AMARILLO	L, 9-5	31	5	8	4	1	0	1	12	5	9	0	4	1	1	1	0	1	6	.250
4/29	AMARILLO	W, 8-7	36	8	17	8	5	1	1	27	4	8	0	1	1	1	0	0	2	9	.263
4/30	AMARILLO	L, 7-5	35	5	8	5	3	0	3	20	1	10	0	1	0	0	0	0	0	4	.261
5/1	AMARILLO	W, 9-5	34	9	12	8	2	0	3	23	3	9	0	2	0	1	1	1	0	7	.265
5/3	@ Springfield	L, 12-5	36	5	8	5	2	1	0	12	2	9	0	0	0	0	0	1	0	7	.263
5/4	@ Springfield	W, 13-3	40	13	15	13	5	0	1	23	9	11	0	0	1	1	0	0	1	1	.269
5/5	@ Springfield	W, 9-6	43	9	17	9	1	1	4	32	3	7	0	2	0	0	1	1	0	12	.275
5/6	@ Springfield	L, 2-1	28	1	4	1	0	0	0	4	1	10	0	0	2	0	0	1	0	2	.271
5/7	@ Springfield	W, 4-0	33	4	9	4	1	1	0	12	3	8	0	2	1	0	0	0	1	5	.271
5/8	@ Springfield	W, 9-5	37	9	13	8	2	0	2	21	4	3	1	0	0	0	1	2	1	8	.274
5/10	WICHITA	W, 7-4	30	7	11	7	2	0	2	19	3	7	0	1	1	1	1	1	1	5	.277
5/11	WICHITA	L, 4-3	36	3	8	3	0	0	1	11	3	10	0	2	0	0	0	0	1	9	.275
5/12	WICHITA	L, 10-4	35	4	8	4	3	0	1	14	0	10	0	0	0	0	0	0	0	4	.274
5/13	WICHITA	W, 7-0	32	7	8	7	1	0	2	15	2	9	0	5	0	0	0	0	0	3	.273
5/14	WICHITA	L, 7-6	39	6	11	5	4	0	1	18	4	13	0	1	0	0	0	0	0	10	.273
5/15	WICHITA	Cancelled/Rain																			
5/17	@ Arkansas	L, 7-6 (10)	40	6	12	6	4	0	0	16	5	8	0	0	1	0	0	0	2	10	.274
5/18	@ Arkansas	L, 5-4	32	4	5	2	1	0	0	6	3	10	0	2	0	0	1	0	0	5	.271
5/19	@ Arkansas	L, 5-0	31	0	3	0	0	0	0	3	1	10	0	1	0	2	0	0	3	7	.266
5/20	@ Arkansas	L, 2-1	30	1	4	1	0	0	0	4	3	9	0	1	0	0	0	1	0	6	.263
5/21	@ Arkansas	W, 11-4 (8)	33	11	12	11	1	0	1	16	6	5	0	5	0	2	1	2	0	10	.266
5/22	@ Arkansas	W, 10-5	37	10	11	10	2	1	2	21	4	10	0	1	0	1	1	0	2	6	.267
5/24	@ Midland	W, 8-5	36	8	10	8	2	0	2	18	4	9	0	1	0	0	0	0	1	5	.267
5/25	@ Midland	W, 11-3	40	11	16	10	3	1	2	27	5	6	0	1	0	0	0	2	2	9	.271
5/26	@ Midland	L, 2-1 (10)	36	1	7	1	2	0	0	9	3	11	1	0	0	1	0	1	1	11	.269
5/27	@ Midland	W, 14-6	45	14	17	12	5	0	1	25	8	5	0	2	0	0	0	0	1	12	.272
5/28	@ Midland	W, 9-7 (10)	43	9	15	8	5	1	2	28	5	12	1	0	0	0	1	0	0	11	.274
5/29	@ Midland	L, 3-1	31	1	6	1	2	0	1	11	4	7	0	1	0	0	0	0	1	7	.273
5/31	CORPUS CHRISTI	L, 8-7	35	7	12	7	3	0	1	18	6	14	0	1	1	0	0	2	0	9	.274
6/1	CORPUS CHRISTI	L, 6-2	32	2	7	2	4	0	0	11	4	8	0	0	0	0	0	1	1	8	.273
6/2	CORPUS CHRISTI	W, 8-2	31	8	9	6	1	0	0	10	7	11	0	4	0	0	0	0	3	6	.274
6/3	CORPUS CHRISTI	L, 5-4	34	4	7	4	1	0	2	14	3	15	0	0	0	1	0	0	0	7	.272
6/4	CORPUS CHRISTI	W, 6-5 (10)	33	6	4	5	0	0	2	10	7	13	0	1	0	1	1	0	0	8	.269
6/5	CORPUS CHRISTI	L, 17-4	33	4	7	4	1	0	2	14	2	14	0	0	0	0	0	0	0	4	.268
6/7	@ Tulsa																				
6/8	@ Tulsa																				
6/9	@ Tulsa																				
6/10	@ Tulsa																				
6/11	@ Tulsa																				
6/12	@ Tulsa																				
6/14	ARKANSAS																				
6/15	ARKANSAS																				
6/16	ARKANSAS																				
6/17	ARKANSAS																				
6/18	ARKANSAS																				
6/19	ARKANSAS																				
6/21	SPRINGFIELD																				
6/22	SPRINGFIELD																				
6/23	SPRINGFIELD																				
6/24	SPRINGFIELD																				
6/25	SPRINGFIELD																				
6/26	SPRINGFIELD																				





THE LAST TIME THE NATURALS...

THREW A PERFECT GAME	N/A
THREW A NO-HITTER	Brooks Pounders, 6/27/2013 vs. Midland
THREW A 9-INNING NO-HITTER	Brooks Pounders, 6/27/2013 vs. Midland
THREW A COMBINED NO-HITTER	Greg Holland, Chris Dwyer, Brandon Lafferty & Kendal Volz, 5/10/2012 vs. Springfield
THREW A COMBINED 1-HITTER (9 Innings)	N/A
THREW A COMBINED 1-HITTER (7 Innings)	Jonathan Heasley & Robert Garcia, 5/28/2021 vs. San Antonio (Game 2)
THREW A COMBINED 2-HITTER (9 Innings)	Dante Bias, Will Klein, Walter Pennington & Stephen Woods Jr., 6/2/2022 vs. Corpus Christi
THREW A COMBINED 2-HITTER (7 Innings)	Nolan Watson, Yefri Del Rosario & Robert Garcia, 8/27/2021 vs. Springfield (Game 1)
GOT NO-HIT (9 INNINGS)	5/17/2016 vs. Arkansas, 6-0
GOT NO-HIT (LESS THAN 9 INNINGS)	N/A
GOT 1-HIT	8/31/2019 vs. Frisco
GOT 2-HIT	4/21/2022 @ Frisco
THREW A COMBINED 9-INNING SHUTOUT	5/13/2022 vs. Wichita (7-0)
THREW BACK-TO-BACK SHUTOUTS	Games 1 and 2, 8/14/2021 vs. Frisco
GOT SHUT OUT (9 INNINGS)	5/19/2022 @ Arkansas
GOT SHUT OUT IN BACK-TO-BACK GAMES	August 12 & 13, 2019 @ Arkansas
GOT SHUT OUT IN 3 STRAIGHT GAMES	July 10 vs. Frisco, July 11 & 12, 2015 vs. Midland
GOT SHUT OUT (LESS THAN 9 INNINGS)	8/7/2021 @ Arkansas (5 Innings)
WON 11 GAMES IN A ROW	April 26 - May 6, 2015
WON 8 GAMES IN A ROW	June 14 - June 20, 2017
WON 7 GAMES IN A ROW	May 16 - May 22, 2015
WON 6 GAMES IN A ROW	August 2 - August 8, 2018
LOST 10 GAMES IN A ROW	April 6 - April 16, 2014
LOST 9 GAMES IN A ROW	April 8 - April 16, 2019
LOST 8 GAMES IN A ROW	July 2 - July 9, 2012
LOST 7 GAMES IN A ROW	July 12 - July 18, 2018
LOST 6 GAMES IN A ROW	July 15 - July 20, 2017
STRUCK OUT 19+ OPPOSING HITTERS	5/11/2013 @ Springfield (19)
STRUCK OUT 17+ OPPOSING HITTERS	6/4/2022 vs. Corpus Christi (18)
STRUCK OUT 15+ OPPOSING HITTERS	6/4/2022 vs. Corpus Christi (18)
STRUCK OUT 10+ OPPOSING HITTERS	6/5/2022 vs. Corpus Christi (11)
SCORED 20+ RUNS IN ONE GAME	8/20/2013 @ Springfield (21)
SCORED 15+ RUNS IN ONE GAME	8/24/2021 vs. Springfield (18)
SCORED 10+ RUNS IN ONE GAME	5/27/2022 @ Midland (14)
ALLOWED 25+ RUNS IN ONE GAME	4/15/2011 @ San Antonio (26)
ALLOWED 20+ RUNS IN ONE GAME	7/25/2021 @ Tulsa (23)
ALLOWED 15+ RUNS IN ONE GAME	6/5/2022 vs. Corpus Christi (17)
ALLOWED 10+ RUNS IN ONE GAME	6/5/2022 vs. Corpus Christi (17)
HAD 22+ HITS IN ONE GAME	5/22/2010 vs. Arkansas (22)
HAD 20+ HITS IN ONE GAME	8/24/2021 vs. Springfield (20)
HAD 15+ HITS IN ONE GAME	5/28/2022 @ Midland (15)
HAD 10+ HITS IN ONE GAME	5/31/2022 vs. Corpus Christi (12)
ALLOWED 25+ HITS IN ONE GAME	4/15/2011 @ San Antonio (26)
ALLOWED 20+ HITS IN ONE GAME	7/27/2021 vs. Wichita (23)
ALLOWED 15+ HITS IN ONE GAME	6/5/2022 vs. Corpus Christi (16)
ALLOWED 10+ HITS IN ONE GAME	6/5/2022 vs. Corpus Christi (16)
WALKED 14+ TIMES IN ONE GAME	5/8/2021 @ Arkansas (14)
WALKED 10+ TIMES IN ONE GAME	7/29/2021 vs. Wichita (10)
WALKED 8+ TIMES IN ONE GAME	5/4/22 @ Springfield (9)
ALLOWED 13+ WALKS IN ONE GAME	6/5/2022 vs. Corpus Christi (16)
ALLOWED 10+ WALKS IN ONE GAME	6/5/2022 vs. Corpus Christi (16)
ALLOWED 8+ WALKS IN ONE GAME	6/5/2022 vs. Corpus Christi (16)
HIT 7+ HOME RUNS IN A GAME	5/30/2021 vs. San Antonio (7)
HIT 5+ HOME RUNS IN A GAME	8/24/2021 vs. Springfield (5)
HIT 3+ HOME RUNS IN A GAME	5/5/2022 @ Springfield (4)
ALLOWED 7+ HOME RUNS IN A GAME	4/15/2011 @ San Antonio (7)
ALLOWED 5+ HOME RUNS IN A GAME	7/6/2021 @ Wichita (5)
ALLOWED 3+ HOME RUNS IN A GAME	5/28/2022 @ Midland (3)
HAD 2 PLAYERS HIT 2 HOME RUNS IN A GAME	Hunter Dozier & Bubba Starling, 4/10/2016 vs. Midland
HIT BACK-TO-BACK HOME RUNS	Brihet Bewley & Tucker Bradley, 6th Inning, 5/5/2022 @ Springfield
HIT 3 STRAIGHT HOME RUNS	Bobby Witt Jr., Nick Pratto & MJ Melendez, 5/30/2021 vs. San Antonio
SCORED 10+ RUNS IN AN INNING	2nd Inning, 9/9/2021 @ Wichita (10)
SCORED 7+ RUNS IN AN INNING	4th Inning, 4/27/2022 vs. Amarillo (7)
SCORED 5+ RUNS IN AN INNING	7th Inning, 5/24/2022 @ Midland (5)
SCORED 5+ RUNS IN AN EXTRA INNING	10th Inning, 6/2/2012 vs. Frisco (5)
ALLOWED 10+ RUNS IN AN INNING	7/26/2019 vs. Corpus Christi (11)
ALLOWED 7+ RUNS IN AN INNING	2nd Inning, 7/25/2021 @ Tulsa (7)
ALLOWED 5+ RUNS IN AN INNING	7th Inning, 5/12/2022 vs. Wichita (6)
ALLOWED 5+ RUNS IN AN EXTRA INNING	11th Inning, 4/26/2022 vs. Amarillo (5)
WON A GAME BY 15+ RUNS	18-1, 8/24/2021 vs. Springfield
WON A GAME BY 10+ RUNS	5/4/22 @ Springfield
LOST A GAME BY 15+ RUNS	(15) 23-8, 7/25/2021 @ Tulsa
LOST A GAME BY 10+ RUNS	(13) 17-4, 6/5/2022 vs. Corpus Christi
SCORED 12+ RUNS IN CONSECUTIVE GAMES	June 28 (vs. Tulsa) & July 2 (@ Frisco), 2015
SCORED 10+ RUNS IN CONSECUTIVE GAMES	May 21 & 22 @ Arkansas
SCORED A RUN WITHOUT AN RBI	9/7/2021 @ Wichita
SCORED MULTIPLE RUNS WITHOUT AN RBI	2 Runs, 8/16/2018 @ Midland
SCORED MORE RUNS THAT RECORDED HITS	6/4/2022 vs. Corpus Christi (6 Runs on 4 Hits)
TURNED 5 DOUBLE PLAYS IN ONE GAME	8/20/2015 @ San Antonio
TURNED 3+ DOUBLE PLAYS IN ONE GAME	5/17/2022 @ Arkansas (3)
TURNED A TRIPLE PLAY	Frank Schwindel (1B) to Corey Toups (2B) to Humberto Arteaga (SS) to Schwindel to Toups, 8/31/2016 vs. Tulsa
HIT INTO A TRIPLE PLAY	Mauricio Ramos, 7/24/2016 vs. Springfield
COMMITTED 6 ERRORS	5/4/2019 vs. Midland
COMMITTED 5 ERRORS	5/29/2021 vs. San Antonio
COMMITTED 3+ ERRORS	6/5/2022 vs. Corpus Christi (3)
EVERY NATURAL IN THE STARTING LINEUP HAD A HIT	5/8/2022 @ Springfield
EVERY NATURAL IN THE STARTING LINEUP SCORED A RUN	5/22/2022 @ Arkansas
EVERY NATURAL IN THE STARTING LINEUP HAD A HIT AND SCORED A RUN	5/4/2022 @ Springfield
LINEUP BATTED AROUND TWICE IN ONE GAME	3rd and 9th Innings, 5/4/2022 @ Springfield
WON ON THE LAST AT-BAT OF THE GAME (WALK-OFF WIN)	6/4/2022 vs. Corpus Christi
LOST ON THE LAST AT-BAT OF THE GAME (WALK-OFF LOSS)	5/26/2022 @ Midland
PLAYED BACK-TO-BACK EXTRA-INNING GAMES	September 2nd & 3rd, 2021 vs. Corpus Christi
WON BOTH GAMES OF A DOUBLEHEADER	8/24/2021 vs. Springfield (8-0, 4-1)
PITCHED SHUTOUTS IN BOTH GAMES OF A DOUBLEHEADER	8/14/2021 vs. Frisco (1-0, 10-0)
LOST BOTH GAMES OF A DOUBLEHEADER	5/30/2019 vs. Arkansas (7-4, 10-7)

THE LAST TIME A NATURALS HITTER...

HAD 6 HITS IN ONE GAME	Ed Lucas, 7/21/2008 @ Springfield
HAD 5 HITS IN ONE GAME	Dairon Blanco, 7/13/2021 vs. Arkansas
HAD 4 HITS IN ONE GAME	Maikel Garcia, 5/1/2022 vs. Amarillo
HAD 3 HITS IN ONE GAME	Michael Massey, 6/2/2022 vs. Corpus Christi
HIT 3 HOME RUNS IN ONE GAME	Bobby Witt Jr., 5/30/2021 vs. San Antonio
HIT 2 HOME RUNS IN ONE GAME	Sebastian Rivero, 4/27/2022 vs. Amarillo
HIT 2 TRIPLES IN ONE GAME	Taylor Featherston, 4/18/2019 vs. Springfield
HIT 3 DOUBLES IN ONE GAME	Nick Loftin, 5/4/22 @ Springfield
HIT 2 DOUBLES IN ONE GAME	Logan Porter, 6/1/2022 vs. Corpus Christi
HIT A GRAND SLAM	Michael Massey, 5/24/2022 @ Midland
HIT AN INSIDE-THE-PARK HOME RUN	Brewer Hicklen, 7/15/2021 vs. Arkansas
LED OFF A HOME GAME WITH A HOME RUN	Clay Dungan, 7/18/2021 vs. Arkansas
LED OFF A ROAD GAME WITH A HOME RUN	Clay Dungan, 7/24/2021 @ Tulsa
HIT A PINCH-HIT HOME RUN	Frank Schwindel, 8/21/2015 @ Corpus Christi
HIT A WALK-OFF HOME RUN	Seuly Matias, 6/4/2022 vs. Corpus Christi
HIT FOR THE CYCLE	Nicky Lopez, 6/21/2018 @ Tulsa
HAD 7 RBI IN ONE GAME	Taylor Featherston, 7/20/2019 @ Amarillo
HAD 6 RBI IN ONE GAME	Nick Pratto, 5/21/2021 @ Springfield
HAD 5 RBI IN ONE GAME	Nick Loftin, 4/22/2022 @ Frisco
HAD 4 RBI IN ONE GAME	Michael Massey, 5/24/2022 @ Midland
SCORED 4 RUNS IN ONE GAME	Maikel Garcia, 4/8/2022 @ Springfield
SCORED 3 RUNS IN ONE GAME	Nick Loftin, 5/31/2022 vs. Corpus Christi
WALKED 4 TIMES IN ONE GAME	Travis Jones, 4/29/2021 @ Springfield
WALKED 3 TIMES IN ONE GAME	John Rave, 5/17/2022 @ Arkansas
STOLE 4 BASES IN ONE GAME	Nick Heath, 5/20/2019 @ Arkansas
STOLE 3 BASES IN ONE GAME	Brewer Hicklen, 8/12/2021 vs. Frisco
STOLE 2 BASES IN ONE GAME	Parker Bates, 6/2/2022 vs. Corpus Christi
STRUCK OUT 5 TIMES IN ONE GAME	Dairon Blanco, 5/12/2021 vs. Tulsa
STRUCK OUT 4 TIMES IN ONE GAME	Maikel Garcia, 5/31/2022 vs. Corpus Christi
STRUCK OUT 3 TIMES IN ONE GAME	Seuly Matias & Gavin Stupienski, 6/5/2022 vs. Corpus Christi
REACHED BASE 6 TIMES IN ONE GAME	Travis Jones, 6/29/2021 @ Springfield
REACHED BASE 5 TIMES IN ONE GAME	Nate Eaton, 4/23/2022 @ Frisco
REACHED BASE 4 TIMES IN ONE GAME	Michael Massey, 5/31/2022 vs. Corpus Christi
REACHED BASE IN EVERY TRIP TO THE PLATE (6 PA)	Johnny Givonetella, 7/22/2010 @ Arkansas
REACHED BASE IN EVERY TRIP TO THE PLATE (5 PA)	Nate Eaton, 4/23/2022 @ Frisco
REACHED BASE IN EVERY TRIP TO THE PLATE (4 PA)	Tucker Bradley, 5/21/2022 @ Arkansas
REACHED 2 TIMES IN THE SAME INNING	Brihet Bewley, 2nd Inning, 5/27/2022 @ Midland
HAD 2 HITS IN THE SAME INNING	Sebastian Rivero & Nate Eaton, 4/27/2022 vs. Amarillo
SAW 16 PITCHES IN A SINGLE PLATE APPEARANCE	Donnie Dewees, 4/7/2017 vs. San Antonio
SAW 15 PITCHES IN A SINGLE PLATE APPEARANCE	Demichir Carrasco, 7/18/2021 vs. Arkansas
SAW 14 PITCHES IN A SINGLE PLATE APPEARANCE	Jordan George, 8/27/2019 vs. Midland
SAW 10+ PITCHES IN A SINGLE PLATE APPEARANCE	Seuly Matias, 6/2/2022 vs. Corpus Christi (12)
HIT HOME RUNS IN BOTH GAMES OF A DOUBLEHEADER	Jimmy Goveas, 8/14/2021 vs. Frisco
HIT HOME RUNS IN BACK-TO-BACK GAMES	Logan Porter, 6/3 and 6/4 vs. Corpus Christi
HIT HOME RUNS IN 3 STRAIGHT GAMES	Michael Massey, 4/22 to 4/24/2022 @ Frisco
HIT HOME RUNS IN 4 STRAIGHT GAMES	Will Myers, 5/5 to 5/8/2012 vs. Tulsa
HIT HOME RUNS IN 5 STRAIGHT GAMES	Clint Robinson, 8/7 to 8/12/2010 vs. Arkansas, @ Frisco
HAD 2+ HITS IN 8 STRAIGHT GAMES	Kurt Mertins, May 25 to June 6, 2009
HAD 2+ HITS IN 7 STRAIGHT GAMES	Jeff Bianchi, July 20 to July 27, 2009
HAD 2+ HITS IN 6 STRAIGHT GAMES	Anderson Miller, May 14 to May 19, 2019
HAD 2+ HITS IN 5 STRAIGHT GAMES	Michael Massey, May 23 to May 28, 2022
HAD A 20+ GAME HITTING STREAK	Clint Robinson, 21 Games: June 15 - July 12, 2010
HAD A 18+ GAME HITTING STREAK	Jordan Parraz, 19 Games: May 27 - June 15, 2009
HAD A 16+ GAME HITTING STREAK	Jackson Flores, 17 Games: June 15 - July 6, 2018
HAD A 14+ GAME HITTING STREAK	Maikel Garcia, 14 Games: April 27 - May 12, 2022
HAD A 12+ GAME HITTING STREAK	Maikel Garcia, 14 Games: April 27 - May 12, 2022
HAD A 30+ GAME REACHED BASE STREAK	Jackson Flores, 34 Games: May 29 - July 7, 2018
HAD A 25+ GAME REACHED BASE STREAK	Vinnie Pasquantino, 25 Games: August 5 - September 3, 2021
HAD A 20+ GAME REACHED BASE STREAK	Freddy Fermin, 23 Games: July 2, 2021 to August 4, 2021

THE LAST TIME A NATURALS PITCHER...

THREW A 1-HITTER (9 Innings)	N/A
THREW A 1-HITTER (7 Innings)	N/A
THREW A 2-HITTER (9 Innings)	N/A
THREW A 2-HITTER (7 Innings)	Drew Parrish, 8/27/2021 vs. Springfield (Game 2)
THREW A 9-INNING COMPLETE GAME SHUTOUT	Corey Ray, 6/8/2017 vs. Springfield
THREW A 7-INNING COMPLETE GAME SHUTOUT	Drew Parrish, 8/27/2021 vs. Springfield
THREW A 5-INNING COMPLETE GAME SHUTOUT	Danny Duffy, 9/2/2010 vs. Arkansas
THREW A 9-INNING COMPLETE GAME	Scott Blewett, 8/10/2018 vs. Frisco
THREW AN 8-INNING COMPLETE GAME	Ofredy Gomez, 8/2/2019 @ Tulsa
THREW A 7-INNING COMPLETE GAME	Drew Parrish, 8/27/2021 vs. Springfield
THREW A 6-INNING COMPLETE GAME	Sugar Ray Marimon, 5/26/2013 @ San Antonio
STRUCK OUT 13 IN A GAME	Danny Duffy, July 17, 2013 @ Tulsa
STRUCK OUT 12 IN A GAME	Josh Staumont, 9/4/2016 vs. Arkansas
STRUCK OUT 11 IN A GAME	Alec Marsh, 5/14/2021 vs. Tulsa
STRUCK OUT 10 IN A GAME	Angel Zerpa, 6/4/2022 vs. Corpus Christi
WALKED 8 IN A GAME	Noel Arguelles, 5/12/2013 @ Springfield
WALKED 7 IN A GAME	Jason Adam, 7/5/2013 @ Midland
WALKED 6 IN A GAME	Marcelo Martinez, 5/10/2022 vs. Wichita
WALKED 5 IN A GAME	Will Klein, 6/2/2022 vs. Corpus Christi
ALLOWED 4 HOME RUNS IN A GAME	Franco Terrero, 4/22/2018 @ Tulsa
ALLOWED 3 HOME RUNS IN A GAME	Anthony Veneziano, 5/28/2022 @ Midland
ALLOWED 2 HOME RUNS IN A GAME	Drew Parrish, 6/1/2022 vs. Corpus Christi
THREW 110+ PITCHES IN A GAME	Andy Ferguson, 8/9/2014 vs. San Antonio (116)
THREW 100+ PITCHES IN A GAME	Drew Parrish, 5/20/2022 @ Arkansas (100)
THREW 95+ PITCHES IN A GAME	Drew Parrish, 6/1/2022 vs. Corpus Christi (99)
THREW 90+ PITCHES IN A GAME	Angel Zerpa, 6/4/2022 vs. Corpus Christi
WON HIS NATURALS DEBUT	Walter Pennington, 4/23/2022 @ Frisco
THREW AN IMMACULATE INNING	Grant Gavin, 6th Inning 5/20/2019 @ Arkansas