

OMAHA STORM CHASERS GAME NOTES

@ SCRANTON/WILKES-BARRE RAILRIDERS

RHP Mike Mayers (2-1, 6.90 ERA) vs. RHP Luis Severino (MLB Rehab)

Wednesday, May 10, 2023 | Game #33 | Road Game #15

10:05 a.m. CT | PNC Field | Moosic, Pennsylvania

Radio: stormchasers.mixlr.com | TV: Bally Live, MiLB.TV

12-20

15-19

Omaha Storm Chasers | 12356 Ballpark Way, Papillion, Nebraska 68046 | (402) 738-5100 | OmahaStormChasers.com | @OMASstormChasers

UPCOMING SCHEDULE & PROBABLE PITCHERS

UPCOMING GAMES

OPPONENT





TIME (CT)

PROBABLE PITCHERS

Thursday, May 11	@ Scranton/WB	5:35 p.m. CT	RHP Jonathan Heasley (1-3, 9.00 ERA) vs. RHP Randy Vásquez (0-4, 5.97 ERA)
Friday, May 12	@ Scranton/WB	5:35 p.m. CT	LHP Daniel Lynch (MLB Rehab) vs. RHP Ryan Weber (3-3, 5.77 ERA)
Saturday, May 13	@ Scranton/WB	3:05 p.m. CT	LHP Austin Cox (1-0, 2.21 ERA) vs. LHP Tanner Tully (2-1, 3.70 ERA)
Sunday, May 14	@ Scranton/WB	12:05 p.m. CT	LHP Drew Parrish (1-2, 5.79 ERA) vs. RHP Mitch Spence (3-2, 5.40 ERA)

THE MATCHUP

(UNDERLINE = MiLB LEADER) (BOLD = TRIPLE-A LEADER) (ITALICS = TRIPLE-A WORST)

			
.250 (15TH) AVG > .257 (10TH)	6.14 (20TH) ERA > 4.68 (8TH)	172 (9TH) < R	167 (13TH) 1.65 (17TH) WHIP > 1.45 (5TH)
268 (16TH) H > 288 (7TH)	.294 (20TH) AVG > .253 (7TH)	40 (9TH) HR > 50 (2ND)	283.0 (12TH) IP > 286.2 (7TH)
132 (19TH) BB > 133 (18TH)	331 (20TH) H > 279 (7TH)	269 (6TH) < K	295 (12TH) 213 (19TH) R > 176 (10TH)
56 (2ND) < SB	44 (6TH) 49 (17TH) HR > 39 (11TH)	.338 (19TH) OBP > .343 (17TH)	137 (4TH) < BB 138 (5TH)
.429 (11TH) SLG > .448 (7TH)	264 (16TH) K > 309 (5TH)	.767 (15TH) OPS > .791 (8TH)	0 (15TH) SHO - 0 (15TH)

ALL-TIME vs. RailRiders 10-9 (.526)
ALL-TIME at Omaha (Since 2021) 3-3 (.500)
ALL-TIME at Scranton/WB (Since 2021) 0-1 (.000)

2023 vs. RailRiders 0-1 (.000)
2023 at Werner Park N/A
2023 at PNC Field 0-1 (.000)

DATE	H/R	SCORE	WIN	LOSS	SAVE
5/9	R	L, 14-2	M. Spence	D. Parrish	-
5/10	R				
5/11	R				
5/12	R				
5/13	R				
5/14	R				

Last season, the Scranton/Wilkes-Barre RailRiders came to Werner Park to play the Omaha Storm Chasers (August 22-28) for the first time since the Chasers moved to the International League in 2021. The two teams split the series 3-3, with the RailRiders winning the first three, but Omaha taking the last three, including a doubleheader sweep on Sunday, August 28.

Prior to last season, the teams met for 12 games in what was the Triple-A alliance (1988-1991) when the Omaha Royals played in the American Association and the Scranton/Wilkes-Barre Red Barons played in the International League.

Omaha played 5 of those 12 games at what was then known as Lackawanna County Stadium, winning 2 of 3 in 1989 and split two games August 7-8 1990. (h/t Adam Marco)

STORM CHASERS ON THE RISE

Omaha players that appear on a Top-30 Royals prospects ranking

PLAYER (POSITION)	MLB PIPELINE	BASEBALL AMERICA
Nick Loftin (INF/OF)	Royals No. 4	Royals No. 8
Drew Waters (OF, <i>MLB REHAB</i>)	Royals No. 6	Royals No. 3
Tyler Gentry (OF)	Royals No. 8	Royals No. 7
Samad Taylor (INF/OF)	Royals No. 21	Royals No. 24
Tucker Bradley (OF)	Royals No. 25	-
Jackson Kowar (RHP)	-	Royals No. 1

STORM CHASERS PRESS BOX



Game Notes compiled by Nicholas Badders

Credential Requests: nicholasb@omahastormchasers.com

Omaha Storm Chasers gameday information, as well as the 2023 Storm Chasers Media Guide can be found at milb.com/omaha/ballpark/media or by scanning the QR code to the right.



YESTERDAY'S GAME

	1	2	3	4	5	6	7	8	9	R	H	E	LO
 Omaha	0	1	1	0	0	0	0	0	0	2	4	1	2
 Scranton/WB	1	1	3	3	1	1	4	0	x	14	18	1	7

WIN: Mitch Spence (3-2) | LOSS: Drew Parrish (1-2) | SAVE: None

MOOSIC, PENN. – After trading runs in the first few innings, the Omaha Storm Chasers fell behind and could not come back, as the Scranton/Wilkes-Barre RailRiders scored 12 unanswered runs in a 14-2 loss for Omaha.

After the RailRiders scored in the bottom of the 1st inning, the Storm Chasers countered in the second with an unearned run, as **CJ Alexander** hit a two-out single, then scored on a three-base error by Scranton/Wilkes-Barre center fielder **Estevan Florial** that placed **Brewer Hicklen** on third base.

While the RailRiders led off the bottom of the 2nd inning with a solo homer to take the lead, **Clay Dungan** followed suit in the top of the 3rd, as he connected on his first home run of the year on the first pitch as well, tying the game at 2-2.

From there, it was all downhill for Omaha, as Scranton/Wilkes-Barre scored three runs with five straight reaching base to open the bottom of the 3rd inning, to knock starting pitcher **Drew Parrish** out of the game.

With Parrish charged for five runs on seven hits, things didn't get better with **Austin Cox** in the game ... while Cox worked out of trouble in the 3rd inning, he allowed seven hits as well, surrendering three runs in the 4th and one in the 5th, his first appearance with Omaha since his MLB debut last week.

Walter Pennington took over for Cox in the 6th inning and allowed an unearned run to score, then faced his own struggles in the 7th, loading the bases then surrendering a grand slam that gave the RailRiders runs in seven straight innings, capping their 14-run night ... **Ryan Weiss** induced inning-ending double plays in the 7th and 8th innings behind Pennington, finishing with 1.2 scoreless innings.

In the 12-run loss, Omaha did not draw a walk and only mustered four hits, with **Logan Porter** doubling in the 7th and right fielder **Tyler Gentry** singling in the 9th, though he was erased on a game-ending double play.

NOTES AND NUGGETS

ROLLING IN THE DEEP

After just 2.0 innings from **Drew Parrish** on Sunday, Omaha starting pitchers have combined to throw 142.1 innings this season, the 5th-most among International League teams, however a 6.77 ERA from starters ranks as the worst in the 20-team league.

Omaha starters have thrown at least 5.0 innings in 17 of 32 games this season, including 15 of the last 19, though an Omaha starter hasn't gotten through four innings in the last four games ... In that 19-game stretch since April 18, the staff's 93.2 innings throw by Chasers starters are tied for the 4th-most of any Minor League club and tied-2nd in Triple-A.

The last 19 games have featured five quality starts, from **Mike Mayers** (4/18 and 5/5), **Jonathan Heasley** (4/19), **Austin Cox** (4/27) and **Drew Parrish** (4/28).

While they're generally going deep into games, Omaha starters are receiving an average of 2.38 runs of support per start ... they're 8-5 when getting at least 3 runs of support and 4-15 when getting 2 or less ... the starting staff has 7 games with 0 run support in their outing.

HELLO, MY NAME IS

With his start in center field yesterday, **Drew Waters** became the 39th player to appear in a game for the Storm Chasers.

- When he makes his Storm Chasers debut, pitcher **James McArthur** will be the 40th player to appear in a game with Omaha this year.
- Of the 39 players that have played for the Storm Chasers this season, 28 of them previous played for the team prior to this year (72%), though McArthur will make his Royals organization debut in his first outing with the Chasers.
- With 21 roster moves over the last 8 days, 32 different players have appeared in games this week for the Chasers in the last six games, including 9 new players that have made their 2023 Omaha debuts.

BIG LEAGUE BUSINESS

Omaha has two Major League rehabbers right now: pitcher **Daniel Lynch** and outfielder **Drew Waters**, both opened the 2023 MLB season on Kansas City's 15-Day Injured List.

Lynch suffered a left shoulder strain (rotator cuff) and left his Cactus League start on March 23 @ San Diego ... has made two rehab starts already, one for Double-A Northwest Arkansas on Tuesday, May 2nd and most recently, on Sunday, May 7th for Omaha, as he threw 3.1 scoreless innings for the Chasers.

Waters begins his rehab assignment today after suffered a *left oblique strain* before Spring Training games began in February ... he began playing games in Extended Spring Training on April 17 before joining the Chasers yesterday.

RALLY KILLERS

Omaha's infield has turned 32 double plays this season, while the offense has hit into 29, which rank tied for the 5th-most and 4th-most in the International League respectively.

61 total double plays in Storm Chasers games between those turned and hit into are the 2nd-most in the league, behind the Gwinnett Strippers (63).

Of those 61 double plays, 39 have been inning-ending double plays, the most of any team in the International League ... the 20 inning-ending double plays the team has turned also lead the league, while they're second behind Charlotte in the most inning-ending double plays hit into.

4 double plays turned yesterday was the 2nd-most they've turned in a game this year (5 on 4/1 @ IND) and the 6th game this year they've turned multiple in one game.

AT A GLANCE

RECENT

Last 5 Games	2-3
Last 10 Games	3-7
Last 20 Games	6-14

HOME/AWAY

Home Games	5-13
Away Games	7-7

TIME OF DAY

Night Games	6-12
Day Games	6-8

MONTH

March	1-0
April	9-15
May	2-5
June	
July	
August	
September	

OPPONENT

vs. Columbus	
vs. Gwinnett	1-5
vs. Indianapolis	3-0
vs. Iowa	2-2
vs. Louisville	2-4
vs. Memphis	
vs. Nashville	2-4
vs. Rochester	
vs. Scranton/WB	0-1
vs. St. Paul	
vs. Toledo	2-4

DAY OF THE WEEK

on Monday	
on Tuesday	0-6
on Wednesday	1-4
on Thursday	1-4
on Friday	4-2
on Saturday	3-2
on Sunday	3-2

THIS ROAD TRIP

Record	0-1
Batting Average	(.129)
Runs/Per Game	2/2.0
Home Runs	1
ERA	14.63 (13 ER / 8.0 IP)
Strikeouts (K/9)	6 (7.8)
Saves/Opportunities ...	0/0

QUICK FACTS

Founded	2011 (1969-2010: Omaha Royals)
Colors	Royal Blue, Twister Gold, Blackout Black
League	International League (Since 2021)
Ownership	Alliance Baseball Omaha LLC
General Manager	Laurie Schlender (4th Year)
Home Ballpark (Capacity)	Werner Park (9,023, 6,254 fixed seats)
Dimensions	LF- 310 CF- 402 RF- 315

ROSTER BREAKDOWN

Age 22.....0	Native of Cuba.....1
Age 23.....0	Native of Dominican Republic.....0
Age 24.....4	Native of United States.....28
Age 25.....3	Native of Venezuela.....1
Age 26.....12	Acquired by Royals via Free Agency9
Age 27.....5	(International).....1 (Minor League) ...5 (Undrafted).....3
Age 28.....1	Acquired by Royals via Trade7
Age 29.....1	Acquired by Royals via Waivers1
Age 30.....2	Acquired by Royals via First Year Player Draft13
Age 31.....2	(High School).....0 (Rounds 1-5).....5 (2015-17 Drafts).....2
Age 32.....0	(2nd Year/College).....1 (Rounds 6-10).....4 (2018 Draft).....5
Average Age26 Years 207 Days	(3rd Year/College).....8 (Rounds 11-20).....2 (2019 Draft).....4
Median Age26	(4th+ Year/College).....4 (Rounds 21-40).....2 (2020 Draft).....2

PRO-NUN-SEE-AY-SHUNS

PLAYERS

0 SAMAD TAYLOR	(suh-mod)
2 RYAN GOINS	(GO-ins)
6 CLAY DUNGAN	(duhn-ginn)
16 DAIRON BLANCO	(DYE-rone)
17 ANGELO CASTELLANO	(kass-tay-AH-noh)
21 MIKE MAYERS	(MY-ers)
36 DANIEL MENGDEN	(MING-den)
37 JACKSON KOWAR	(coh-wahr)
41 ANDRÉS NÚÑEZ	(ahn-drez NOON-yez)
44 RYAN WEISS	(wyss)
50 MAX CASTILLO	(ca-STEE-yo)
55 JONAH DIPOTO	(dih-POH-to)
58 BROOKS KRISKE	(KRIS-kee)
62 NICK WITTGREN	(wit-grinn)

COACHES

23 MIKE JIRSCHLE	(jursh-LEE)
33 DAVID NOWORYTA	(Nova-REE-tah)
52 BIJAN RADEMACHER	(bee-ZHON RAH-de-moch-err)

UNIFORM RECORDS

STANDARD UNIFORMS

Blue Vortex Home: 2-7 Road: 0-0	Blue O-Bolt Home: 0-1 Road: 7-7	Powder SC Home: 2-4 Road: 0-0	Powder O Home: 1-0 Road: 0-0
Home White Home: 1-7 Road: 0-0	Road Grey Home: 0-0 Road: 3-4	Blue O-Bolt Home: 0-1 Road: 4-3	Powder Blue Home: 2-4 Road: 0-0

SPECIALTY/THEME NIGHTS

Black O-Bolt Home: 0-1 Road: 0-0	Patriotic Home: 0-0 Road: 0-0	Runzas Home: 0-0 Road: 0-0	Cattlemen Home: 0-0 Road: 0-0	Rockets Home: 0-0 Road: 0-0	Marvel Home: 0-0 Road: 0-0	Throwback Home: 0-0 Road: 0-0
Community Home: 0-1 Road: 0-0	Star Wars Home: 1-0 Road: 0-0	Patriotic Home: 0-0 Road: 0-0	Runzas Home: 0-0 Road: 0-0	Cattlemen Home: 0-0 Road: 0-0	Rockets Home: 0-0 Road: 0-0	Marvel Home: 0-0 Road: 0-0

RECENT TRANSACTIONS

2023 BREAKING ROSTER

Pitchers (15): RHP Max Castillo, LHP Austin Cox, RHP Jonathan Heasley, RHP Jackson Kowar, RHP Brooks Kriske, LHP Marcelo Martinez, RHP Mike Mayers, RHP Andrés Núñez, LHP Drew Parrish, LHP Evan Sisk, RHP Collin Snider, RHP Josh Staumont, LHP Josh Taylor, RHP Ryan Weiss, RHP Nick Wittgren

Catchers (3): Freddy Fermin, Logan Porter, Jakson Reetz

Infielders (6): CJ Alexander, Angelo Castellano, Maikel Garcia, Nick Loftin, Nick Pratto, Samad Taylor

Outfielders (3): Dairon Blanco, Tucker Bradley, Brewer Hicklen


- 3/31 Kansas City Royals announce Breaking Roster
- 4/5 1B **Nick Pratto** recalled by KANSAS CITY from Omaha
- 4/6 1B **Nick Pratto** optioned to Omaha
- 4/12 LHP **Josh Dye** activated from the Development List
- 4/14 RHP **Josh Staumont** recalled by KANSAS CITY from Omaha
- 4/16 RHP **Dylan Coleman** optioned to Omaha
- 4/16 LHP **Josh Taylor** recalled by KANSAS CITY from Omaha
- 4/21 C **Freddy Fermin** recalled by KANSAS CITY from Omaha
- 4/25 OF **Brewer Hicklen** activated from the 7-Day Injured List
- RHP **Zach Willeman** released
- 4/27 OF **Nate Eaton** optioned to Omaha
- 4/28 1B **Nick Pratto** recalled by KANSAS CITY from Omaha
- 4/29 C **Freddy Fermin** optioned to Omaha (AAA)
- 5/2 INF **Maikel Garcia** recalled by KANSAS CITY from Omaha
- C **Freddy Fermin** recalled by KANSAS CITY from Omaha
- LHP **Josh Dye** released
- 5/3 RHP **Jonah Dipoto** transferred to Omaha from NW Arkansas (AA)
- LHP **Walter Pennington** transferred to Omaha from NW Arkansas (AA)
- LHP **Austin Cox** selected by Kansas City from Omaha
- RHP **Jose Cuas** optioned to Omaha

- 5/4 LHP **Marcelo Martinez** played on the Development List
- OF **Franmil Reyes** optioned to Omaha
- INF **Clay Dungan** activated from the 7-Day Injured List
- LHP **Austin Cox** optioned to Omaha
- 5/5 RHP **Jonathan Heasley** recalled by KANSAS CITY from Omaha
- OF **Nate Eaton** recalled by KANSAS CITY from Omaha
- 5/6 RHP **Daniel Mengden** activated from the Development List
- 5/7 LHP **Daniel Lynch**'s rehab assignment transferred to Omaha
- RHP **Jonathan Heasley** optioned to Omaha
- RHP **Max Castillo** recalled by KANSAS CITY from Omaha
- 5/8 RHP **Jose Cuas** recalled by KANSAS CITY from Omaha
- RHP **James McArthur** optioned to Omaha
- OF **Franmil Reyes** designated for assignment.
- 5/9 OF **Drew Waters** sent on a rehab assignment to Omaha



MANAGER: MIKE JIRSCHLE • #23

- ✦ Mike Jirschele returns for his 15th season as Omaha's manager, his 18th season managing in Minor League Baseball and 32nd season overall with the Royals organization, named to the position of Storm Chasers manager on January 13, 2023, after previously managing Triple-A Omaha from 1995-97 and 2003-13.
- ✦ Jirschele served on the Kansas City Royals coaching staff as the Third Base Coach from 2014-19 and won the World Series in 2015. Jirschele most recently served as the bench coach under manager Chris Witheridge during the 2022 season with the Double-A Northwest Arkansas Naturals. He spent the 2021 season as Witheridge's bench coach for the High-A Central champion Quad Cities River Bandits and served as Special Assistant to the General Manager in 2020.
- ✦ In his second stint as Omaha's manager, over 11 years from 2003 to 2013, he led the team to four division titles, three consecutive trips to the Pacific Coast League Championship Series (2011-2013), two PCL titles (2011, 2013) and the team's first of two Triple-A National Championships in 2013.
- ✦ He earned the 2011 Mike Coolbaugh Award for *outstanding baseball work ethic, knowledge of the game and skill in mentoring young players on the field* and he is a four-time recipient of the Dick Howser Award (1992, 1994, 2005, 2011), recognizing outstanding work in player development within the Royals organization.
- ✦ Prior to his time with Omaha and Kansas City, he served as the Royals Minor League Infield Coordinator for four years, from 1998-2002, and he held managerial positions with Wilmington (1994), Rockford (1993) and the Gulf Coast Royals (1992).
- ✦ He appeared 999 games in the Minor Leagues across 13 years, between 1977 and 1990, including 22 games with the Omaha Royals between 1988 and 1989.



PITCHING COACH: DANE JOHNSON • #59

- ✦ Dane Johnson enters his fourth year in the Royals organization and as the Storm Chasers pitching coach, after joining Kansas City ahead of the 2020 season. 2023 marks his 24th season coaching overall.
- ✦ He previously spent one season in the Miami Marlins organization (2019) as a Pitching Consultant and 19 seasons with the Toronto Blue Jays as a Minor League Pitching Coach from 2000-03, Pitching Coordinator from 2004-14 and Major League Bullpen Coach from 2015-18.
- ✦ Prior to entering coaching, spent 15 years as a player, including over 280 games in the Minor Leagues and parts of three seasons in the Majors with the Chicago White Sox (1994), Blue Jays (1996) and Oakland Athletics (1997), also playing two seasons (1990-1991) in the Chinese Professional Baseball League.
- ✦ Johnson and his wife, Gina, reside in Palm Harbor, Florida. They have two children: a daughter, Madison (31), and son, Cobi (27).



HITTING COACH: BIJAN RADEMACHER • #52

- ✦ Bijan Rademacher (*bi-ZHON RAH-de-moch-err*) joins the Royals as the Omaha Storm Chasers Hitting Coach this year after spending the last two years with the Arizona Diamondbacks as their Minor League Hitting Coordinator (2021) and ACL Hitting Coach (2022).
- ✦ Prior to coaching, he spent eight years playing professionally (2012-2019), spanning seven seasons in the Chicago Cubs organization (2012-18) and slashed .280/.361/.402 over 702 career MiLB games, reaching as high as Triple-A. He also played one season in independent baseball (2019) with the New Britain Bees in the Atlantic League, in addition to an offseason in the Mexican Pacific Winter League.
- ✦ Over 243 career Triple-A games with the Iowa Cubs, he played 11 games at Werner Park and was a .378 hitter (14-for-37) with one homer and 5 runs batted in while playing in Omaha.
- ✦ Rademacher lives in Tempe, Arizona with his wife Melissa.



BENCH COACH: DAVID NOWORYTA • #33 (3RD BASE COACH)

- ✦ David Noworyta (*Nova-REE-tah*) enters his second year in the Royals organization and first as Omaha's Bench Coach, after making his coaching debut in 2022 as the Assistant Hitting Coach for the River Bandits Kansas City's High-A affiliate.
- ✦ Prior to coaching, he spent four years playing professionally (2018-21), including three minor league seasons in the Detroit Tigers organization (2018-20), and one with the Independent Pioneer League's Billings Mustangs in 2021. Before signing with Detroit in 2018, Noworyta graduated from the University of Hawaii with a bachelor's degree in communications and journalism, and played in parts of three seasons for their baseball team.
- ✦ Noworyta attended Holy Cross Academy (N.J.), where he played baseball and basketball, and was selected by the Royals in the 37th round of the 2014 MLB Draft. He resides in Hainesport, N.J. in the offseason.



CERTIFIED ATHLETIC TRAINER: JAMES STONE

- ✦ James Stone is entering his fifth season as the Certified Athletic Trainer for the Storm Chasers after serving the previous seven seasons with the Wilmington Blue Rocks (Royals High-A), including the 2015 season, in which he was named Carolina League Athletic Trainer of the Year.
- ✦ He joined the Kansas City organization in 2010 as the athletic trainer for the Class-A Burlington Bees. He came to the Royals after spending one season with the Central Valley Coyotes (Fresno, California) in Arena Football 2.
- ✦ Stone worked three seasons in the Florida Marlins organization, with stops in Jupiter (2008), Greensboro (2007) and Jamestown (2006), winning New York-Penn League Trainer of the Year honors in 2006.
- ✦ He was the Strength and Conditioning Coach for the Baltimore Orioles Class-A affiliate, the Delmarva Shorebirds, in 2005.
- ✦ Stone graduated with a bachelor's of science in kinesiology from Cal State-Northridge. He resides in Simi Valley, California with his dog, Ozzie.



STRENGTH & CONDITIONING COACH: YANNICK PLANTE

- ✦ Yannick Plante is entering his third season as the Strength & Conditioning Coach for the Storm Chasers, after being slated to serve in that role with Northwest Arkansas in 2020.
- ✦ He began with the Kansas City Organization in 2019 as the athletic trainer for the Burlington Royals (Advanced Rookie, Appalachian League). He was then a staff member of the Surprise Saguaros of the Arizona Fall League in the fall of 2019.
- ✦ Plante has a master's degree in kinesiology from the University of Calgary and a bachelor's degree in human kinetics with specialization in biophysics from the University of Ottawa. He currently lives in Ottawa, Ontario.



TONY MEDINA
MINOR LEAGUE/LATIN AMERICA
MEDICAL COORDINATOR



BEN NICHOLAS
PLAYER DEVELOPMENT TRAINEE



JEREMY OWENS
PLAYER DEVELOPMENT TRAINEE

Mike Mayers - Pitching - Stat Splits - 2023 - Regular Season																										
Split	Team	W	L	ERA	G	GS	CG	SHO	SV	IP	H	R	ER	HR	HB	BB	IBB	SO	WHIP	AVG	AB	WP	BK	GIDP	TBF	NP-S
Home Games	OMA	2	0	2.45	4	4	0	0	0	22.0	20	6	6	1	0	6	0	17	1.18	.244	82	2	0	2	91	333 - 217
Away Games	OMA	0	1	19.13	3	3	0	0	0	8.0	17	17	17	4	2	7	0	9	3.00	.415	41	0	0	0	50	186 - 112
Day Games	OMA	1	0	3.60	2	2	0	0	0	10.0	13	4	4	0	0	3	0	10	1.60	.310	42	2	0	2	46	178 - 112
Night Games	OMA	1	1	8.55	5	5	0	0	0	20.0	24	19	19	5	2	10	0	16	1.70	.296	81	0	0	0	95	341 - 217
On Grass	OMA	2	1	6.90	7	7	0	0	0	30.0	37	23	23	5	2	13	0	26	1.67	.301	123	2	0	2	141	519 - 329
March	OMA	0	0	11.25	1	1	0	0	0	4.0	7	5	5	1	1	0	0	4	1.75	.368	19	0	0	0	20	61 - 42
April	OMA	1	1	7.65	5	5	0	0	0	20.0	26	17	17	3	1	12	0	17	1.90	.313	83	2	0	2	99	382 - 234
May	OMA	1	0	1.50	1	1	0	0	0	6.0	4	1	1	1	0	1	0	5	0.83	.190	21	0	0	0	22	76 - 53
On Tuesdays	OMA	0	1	10.13	2	2	0	0	0	8.0	7	9	9	2	1	6	0	5	1.63	.241	29	0	0	0	38	142 - 85
On Wednesdays	OMA	0	0	1.80	1	1	0	0	0	5.0	7	1	1	0	0	1	0	6	1.60	.333	21	1	0	1	22	88 - 55
On Fridays	OMA	1	0	5.40	2	2	0	0	0	10.0	11	6	6	2	1	1	0	9	1.20	.275	40	0	0	0	42	137 - 95
On Saturdays	OMA	0	0	18.00	1	1	0	0	0	2.0	6	4	4	1	0	3	0	2	4.50	.500	12	0	0	0	15	62 - 37
On Sundays	OMA	1	0	5.40	1	1	0	0	0	5.0	6	3	3	0	0	2	0	4	1.60	.286	21	1	0	1	24	90 - 57
In games following a loss	OMA	2	1	7.65	5	5	0	0	0	20.0	27	17	17	4	1	11	0	20	1.90	.318	85	2	0	2	98	379 - 235
Starter	OMA	2	1	6.90	7	7	0	0	0	30.0	37	23	23	5	2	13	0	26	1.67	.301	123	2	0	2	141	519 - 329

Mike Mayers - Opposing Hitting - Stat Splits - 2023 - Regular Season																						
Split	Team	AVG	G	AB	R	H	2B	3B	HR	RBI	BB	IBB	SO	SB	CS	OBP	SLG	OPS	HBP	SAC	SF	GIDP
vs Left	OMA	.294	7	68		20	6	1	5	16	11	0	15			.390	.632	1.022	1	0	2	1
vs Right	OMA	.309	7	55		17	2	0	0	4	2	0	11			.345	.345	.690	1	0	0	1
Team is ahead	OMA	.286	3	28		8	3	0	1	4	4	0	7			.375	.500	.875	0	0	0	0
Team is behind	OMA	.250	6	64		16	2	0	1	9	9	0	14			.355	.328	.683	2	0	1	1
Score is tied	OMA	.419	6	31		13	3	1	3	7	0	0	5			.406	.871	1.277	0	0	1	1
Batting First	OMA	.333	7	18		6	4	1	1	1	1	0	5			.368	.833	1.201	0	0	0	0
Batting Second	OMA	.167	7	18		3	0	0	0	2	0	0	5			.158	.167	.325	0	0	1	0
Batting Third	OMA	.353	7	17		6	1	0	3	6	1	0	2			.389	.941	1.330	0	0	0	1
Batting Fourth	OMA	.333	7	15		5	0	0	0	0	3	0	5			.444	.333	.777	0	0	0	0
Batting Fifth	OMA	.273	7	11		3	0	0	0	1	4	0	2			.438	.273	.711	0	0	1	0
Batting Sixth	OMA	.333	7	12		4	1	0	0	3	3	0	2			.467	.417	.884	0	0	0	0
Batting Seventh	OMA	.200	7	10		2	0	0	0	2	0	0	1			.273	.200	.473	1	0	0	0
Batting Eighth	OMA	.455	7	11		5	0	0	0	0	0	0	3			.500	.455	.955	1	0	0	0
Batting Ninth	OMA	.273	7	11		3	2	0	1	5	1	0	1			.333	.727	1.060	0	0	0	1
Leading Off	OMA	.333	7	27		9	4	1	1	1	4	0	4			.419	.667	1.086	0	0	0	0
First Inning	OMA	.486	7	37	12	18	5	1	3	12	3	0	4	1	0	.512	.919	1.431	1	0	2	0
Second Inning	OMA	.286	7	28	6	8	1	0	2	6	3	0	8	0	1	.375	.536	.911	1	0	0	1
Third Inning	OMA	.300	6	20	4	6	2	0	0	1	4	0	1	0	0	.417	.400	.817	0	0	0	1
Fourth Inning	OMA	.167	5	18	1	3	0	0	0	1	2	0	4	1	0	.250	.167	.417	0	0	0	0
Fifth Inning	OMA	.143	4	14	0	2	0	0	0	0	1	0	8	1	0	.200	.143	.343	0	0	0	0
Sixth Inning	OMA	.000	2	6	0	0	0	0	0	0	0	0	1	0	0	.000	.000	.000	0	0	0	0
Bases Empty	OMA	.313	7	64		20	5	1	2	2	7	0	17			.380	.516	.896	0	0	0	0
Runner at 1st	OMA	.286	7	21		6	1	0	0	0	2	0	1			.375	.333	.708	1	0	0	2
Runner at 2nd	OMA	.308	5	13		4	1	0	0	1	0	0	2			.308	.385	.693	0	0	0	0
Runner at 3rd	OMA	.500	5	6		3	0	0	2	6	0	0	2			.429	1.500	1.929	0	0	1	0
Runners at 1st & 2nd	OMA	.286	6	7		2	0	0	1	4	1	0	2			.444	.714	1.158	1	0	0	0
Runners at 1st & 3rd	OMA	.000	3	1		0	0	0	0	0	2	0	1			.667	.000	.667	0	0	0	0
Runners at 2nd & 3rd	OMA	.000	4	6		0	0	0	0	3	0	0	1			.000	.000	.000	0	0	1	0
Bases Loaded	OMA	.400	4	5		2	1	0	0	4	1	0	0			.500	.600	1.100	0	0	0	0
Runners On	OMA	.288	7	59		17	3	0	3	18	6	0	9			.362	.492	.854	2	0	2	2
Scoring Position	OMA	.289	7	38		11	2	0	3	18	4	0	8			.356	.579	.935	1	0	2	0
No Outs	OMA	.333	7	45		15	5	1	1	3	5	0	7			.404	.556	.960	1	0	1	1
One Out	OMA	.222	7	36		8	0	0	2	9	1	0	10			.237	.389	.626	0	0	1	1
Two Outs	OMA	.333	7	42		14	3	0	2	8	7	0	9			.440	.548	.988	1	0	0	0
Ahead in Count	OMA	.170	7	47		8	1	1	0	2	0	0	17			.188	.234	.422	1	0	0	2
Behind in Count	OMA	.429	7	28		12	3	0	3	11	13	0	4			.605	.857	1.462	1	0	1	0
0-0 Count	OMA	.353	7	17		6	2	0	2	5	0	0	0			.333	.824	1.157	0	0	1	0
0-1 Count	OMA	.250	7	16		4	1	1	0	2	0	0	0			.250	.438	.688	0	0	0	1
0-2 Count	OMA	.375	7	8		3	0	0	0	0	0	0	3			.375	.375	.750	0	0	0	0
1-0 Count	OMA	.364	7	11		4	0	0	1	3	0	0	0			.417	.636	1.053	1	0	0	0
1-1 Count	OMA	.500	7	14		7	1	0	0	0	0	0	0			.500	.571	1.071	0	0	0	0
1-2 Count	OMA	.043	7	23		1	0	0	0	0	0	0	14			.083	.043	.126	1	0	0	1
2-0 Count	OMA	.667	7	3		2	0	0	1	2	0	0	0			.667	1.667	2.334	0	0	0	0
2-1 Count	OMA	.333	7	3		1	0	0	0	0	0	0	0			.333	.333	.666	0	0	0	0
2-2 Count	OMA	.235	7	17		4	1	0	0	2	0	0	5			.235	.294	.529	0	0	0	0
3-0 Count	OMA	.000	4	0		0	0	0	0	0	1	0	0			1.000	.000	1.000	0	0	0	0
3-1 Count	OMA	.667	6	3		2	2	0	0	0	5	0	0			.875	1.333	2.208	0	0	0	0
3-2 Count	OMA	.375	6	8		3	1	0	1	6	7	0	4			.625	.875	1.500	0	0	1	0
Pitcher	OMA	.301	7	123		37	8	1	5	20	13	0	26			.371	.504	.875	2	0	2	2



#21 MIKE MAYERS

RIGHT-HANDED PITCHER (MY-ers)

BORN: December 6, 1991 in Grove City, Ohio (Age 31)

HOMETOWN: Grove City, Ohio

RESIDES: Naples, Florida

HEIGHT/WEIGHT: 6'2" / 220 LBS

SIGNED: December 22, 2022 as a Minor League Free Agent

DRAFTED: 2013 MLB Draft – 3rd Round, St. Louis (93rd Overall)

COLLEGE: University of Mississippi (Oxford, Mississippi)

HIGH SCHOOL: Grove City High School (Grove City, Ohio)

MLB SERVICE TIME: 4 Years, 134 Days

SEASON WITH STORM CHASERS: 1st Season

SCOUTING REPORT (4SFB, SL, CH, SNK, CUT, CB)

4-SEAM FASTBALL: Sits 90-92, averages 91.2 MPH & 2,210 RPM ... Last outing: 49% (37/76 pitches) Season: 42%
SLIDER: Sits 81-84, averages 82.2 MPH, 2,120 RPM ... Last outing: 24% (24/76 pitches) Season: 28%
SINKER: Sits 90-92, averages 90.7 MPH, 2,027 RPM ... Last outing: 9% (7/76 pitches) Season: 13%
CHANGEUP: Sits 84-87, averages 85.7 MPH, 1,596 RPM ... Last outing: 9% (7/76 pitches) Season: 11%
CUTTER: Sits 86-88, averages 86.9 MPH, 2,274 RPM ... Last outing: 8% (6/76 pitches) Season: 5%
CURVEBALL: Sits 80-81, averages 80.6 MPH, 2,021 RPM ... Last outing: 1% (1/76 pitches) Season: 2%

LAST OUTING: FRIDAY, MAY 5 vs. LOUISVILLE

Allowed a leadoff home run to Michael Siani in the top of the 1st inning, then kept Louisville off the board the rest of his start ... retired his last 10 hitters (including a double play) and 18 of his last 20 batters in the game, also striking out five.

2023 SEASON

Has allowed 1 ER in 3 of 7 starts: 4/5 vs. TOL (5.0 IP), 4/18 vs. GWN (6.0 IP) and 5/5 vs. LOU (6.0 IP), with the last two being quality starts. Has made two starts where he could not pitch out of the second inning: 4/11 @ IOW (2.0-IP) and 4/29 @ NAS (2.0 IP). Received 1 run of support across his first four starts of the season ... has received 12 in his last 3 starts.
12 of 23 (52%) of his runs allowed this season have come in the first inning (15.43 ERA), and 18 of 37 hits allowed (.486 opponents' batting average, 18-for-37) ... in the 2nd through 6th innings, has a 4.23 ERA (11 ER in 23.0 IP) and .221 opponents' average (19-for-86).
3/31 @ Indianapolis: Started Opening Day and allowed 5 runs on 6 hits in first inning, then retired 10 of his last 11 batters.
4/18 & 4/23 vs. Gwinnett: Threw first quality start of the year on Tuesday 4/18, then earned first win of the season on Sunday 4/23 ... combined to allow 9 H and 4 ER in 11.0 IP (3.27 ERA).

CAREER NOTES

2022
Spent much of the season with the Los Angeles Angels in the Major Leagues, as he made 24 appearances (3 starts) and went 1-1 with a 5.68 ERA ... Designated for Assignment on May 26 and outrighted off the 40-man roster on June 2.
Made eight starts for the Salt Lake Bees (AAA) before he returned to the Angels on August 6, where he finished the season.
Designated for Assignment again on September 27, outrighted to Triple-A on October 2 ... elected free agency on October 5.
2021
For the second straight season, spent the entire year in the Major Leagues and pitched in a career-high 72 games for the Angels, tied for the 4th-most in the American League and 8th in MLB ... 88 of his career-high 90 strikeouts came in relief, and 7th among A.L. relievers.
2020
After being claimed off waivers by the Los Angeles Angels on November 1, 2019, was one of the American League's best relief pitchers in 2020 as he pitched in 29 of the Angels' 60 games (48.3%).
Among American League pitchers who threw at least 30.0 innings, ranked 1st in opponent batting average (.167) and opponent OPS (.484), 3rd in ERA (2.10), 3rd in K/9 (12.9), 5th in WHIP (0.90) and 8th in HR/9 (0.60) ... struck out 35.5% of the batter he faced (43 K of 121 BF), the 3rd-highest rate in the American League and 6th-best in all of Major League Baseball.
American League Reliever of the Month in September, went 2-0 with 2 saves and a 0.98 ERA (2 ER in 18.1 IP), 25 strikeouts in 14 outings.
2019
For the second straight year, made the St. Louis Cardinals Opening Day roster and pitched in 16 games over three stints in Major Leagues (Opening Day-April 16, July 23-August 4, September 1-October 1) ... was out of action in the big leagues from April 16 to July 23, initially placed on the 10-Day Injured List, then transferred to the 60-Day Injured List on June 17 with a right shoulder lat strain.
Pitched in 20 games over two stints with the Memphis Redbirds (AAA) ... across 10 August appearances in Triple-A, recorded six saves and pitched to a 1.80 ERA (2 ER in 10.0 IP) with 10 hits allowed, three walks and 15 strikeouts.
2018
Made his first Opening Day roster in the Major Leagues and pitched in 50 games for the St. Louis Cardinals across seven stints (Opening Day-April 9, April 12-16, April 27-May 1, May 6-7, May 10-30, May 31-June 5, June 8-August 26 and September 11 through the end of the season) ... on the 10-Day Disabled List with right shoulder inflammation from August 26-September 11.
Also pitched in five games and threw 7.2 scoreless innings for the eventual Triple-A National Champion Memphis Redbirds (AAA).
2017
Spent most of season with Memphis (AAA), also pitched three games for St. Louis across three stints in the Major Leagues, totaling 4.2 innings of relief ... began the season in the Memphis rotation and made 15 starts at Triple-A before converting to a relief role in mid-July.
2016
Pitched in four big league games and went 1-1 over 5.1 innings ... made his Major League debut with the St. Louis Cardinals on July 24 against the Los Angeles Dodgers at Busch Stadium but allowed career-high 9 runs (all earned) on 8 hits over 1.1 innings of work.
Made 25 Minor League starts between the Springfield Cardinals (AA) and Memphis Redbirds (AAA) and went 9-10 with a 3.19 ERA.
2013-15
2015: Split an injury-shortened season between the GCL Cardinals (R) and Springfield Cardinals (AA), as he went a combined 2-4 with a 5.87 ERA and 43 strikeouts in 12 starts ... spent two stints on the Disabled List, dealing with a right elbow strain.
2014: Began the season in High-A and ended in Triple-A ... promoted to the Memphis Redbirds (AAA) on 8/31 to end his season ... combined between the three levels, made a career-high 26 starts and had a 3.39 ERA (58 ER in 154.0 IP) with decisions in 20 of those starts.
2013: Split his first professional season between the GCL Cardinals (R) in the Gulf Coast League and Peoria Chiefs (A) in the Midwest League.

MISCELLANEOUS
Attended the University of Mississippi where he held a 12-9 record with a 3.43 ERA (82 ER in 215.0 IP) over three seasons in Oxford.
Learned his cutter after seeing a social media post of a baseball that Mariano Rivera had marked for Roy Halladay to help him with his grip.
Attended Grove City HS (OH), where he played baseball and also lettered three years in basketball and two years in football (QB).

CAREER PITCHING

SEASON	TEAM	W	L	ERA	G	GS	CG	SHO	SV	SVO	IP	H	R	ER	HR	HB	BB	IBB	SO	WHIP	AVG	AB	WP	BK	GDP	TBF	NP-S
2013	GCL Cardinals (R)	1	0	1.50	5	3	0	0	0	0	12.0	6	4	2	1	0	6	1	13	1.00	.146	41	1	1	1	47	95-69
	Peoria (A)	0	3	3.70	5	5	0	0	0	0	24.1	29	10	10	2	1	5	0	14	1.40	.302	96	2	0	3	102	323-214
2014	Palm Beach (A+)	2	7	3.72	12	12	1	0	0	0	72.2	84	35	30	5	2	13	0	61	1.33	.294	286	1	0	6	306	573-459
	Springfield (AA)	6	5	2.83	13	13	0	0	0	0	76.1	81	29	24	2	4	23	0	52	1.36	.277	292	2	1	7	325	1135-726
	Memphis (AAA)	0	0	7.20	1	1	0	0	0	0	5.0	9	5	4	2	0	1	0	4	2.00	.409	22	1	0	1	24	82-55
2015	GCL Cardinals (R)	1	0	1.29	2	2	0	0	0	0	7.0	6	1	1	0	0	0	0	7	0.86	.250	24	0	0	2	25	40-39
	Springfield (AA)	1	4	6.56	10	10	1	1	0	0	46.2	53	39	34	8	5	21	0	36	1.59	.291	182	7	1	6	211	770-491
2016	Springfield (AA)	5	2	2.30	9	9	0	0	0	0	54.2	47	17	14	4	1	17	0	43	1.17	.229	205	3	1	4	224	788-498
	Memphis (AAA)	4	8	3.73	16	16	1	0	0	0	89.1	87	44	37	8	5	31	2	84	1.32	.256	340	2	0	7	379	1460-939
	ST. LOUIS	1	1	27.00	4	1	0	0	0	0	5.1	16	16	16	3	1	3	0	2	3.56	.533	30	0	0	1	35	120-82
2017	Memphis (AAA)	5	6	3.28	31	15	0	0	0	0	109.2	117	44	40	12	4	32	1	97	1.36	.270	434	1	0	7	477	1804-1205
	ST. LOUIS	0	0	11.57	3	0	0	0	0	0	4.2	8	8	6	2	0	4	1	3	2.57	.421	19	0	0	1	25	101-64
2018	Memphis (AAA)	0	0	0.00	5	0	0	0	3	3	7.2	5	0	0	0	0	4	0	8	1.17	.185	27	0	0	0	33	133-87
	ST. LOUIS	2	1	4.70	50	0	0	0	1	1	51.2	59	28	27	7	1	15	1	49	1.43	.289	204	4	0	3	226	908-582
2019	Memphis (AAA)	0	1	3.15	20	1	0	0	6	7	20.0	21	10	7	4	0	7	0	24	1.40	.266	79	1	0	1	86	344-224
	ST. LOUIS	0	1	6.63	16	0	0	0	0	0	19.0	21	14	14	3	1	11	2	16	1.68	.276	76	1	0	1	88	357-206
2020	LOS ANGELES (AL)	2	0	2.10	29	0	0	0	2	4	30.0	18	10	7	2	1	9	0	43	0.90	.162	111	0	0	2	121	512-318
2021	LOS ANGELES (AL)	5	5	3.84	72	2	0	0	2	5	75.0	71	32	32	11	3	26	0	90	1.29	.250	284	0	0	6	315	1236-794
2022	Salt Lake (AAA)	0	3	6.27	8	8	0	0	0	0	33.0	30	27	23	7	2	17	0	34	1.42	.236	127	4	0	2	148	578-349
	LOS ANGELES (AL)	1	1	5.68	24	3	0	0	0	1	50.2	52	35	32	15	2	18	0	45	1.38	.259	201	3	0	5	223	890-556
2023	Omaha (AAA)	2	1	6.90	7	7	0	0	0	0	30.0	37	23	23	5	2	13	0	26	1.67	.301	123	2	0	2	141	519-329
MAJOR LEAGUE TOTALS (7 Seasons)		11	9	5.10	198	6	0	0	5	11	236.1	245	143	134	43	9	86	4	248	1.40	.265	925	8	0	19	1033	4124-2602
Minor League Totals (9 Seasons)		27	40	3.81	144	102	3	1	9	10	588.1	612	288	249	60	26	190	4	503	1.36	.269	2278	27	4	49	2528	8644-5684

PLAYER

57 DYLAN COLEMAN

RHP • R/R • 6'5" • 235 lbs • 9/16/1996 (26)
Traded from San Diego — 11/5/2020
Born: Potosi, Missouri • Resides: Mineral Point, Missouri

31 AUSTIN COX

LHP • L/L • 6'4" • 235 lbs • 3/28/1997 (26)
2018 MLB Draft — Round 5 (Mercer)
Born: Macon, Georgia • Resides: Kansas City, Missouri

55 JONAH DIPOTO

RHP • R/R • 6'1" • 225 lbs • 9/3/1996 (26)
2019 MLB Draft — Round 35 (UC San Diego)
Born: Queens, N.Y. • Resides: San Diego, Calif.

60 JONATHAN HEASLEY

RHP • R/R • 6'3" • 235 lbs • 1/27/1997 (26)
2018 MLB Draft — Round 13 (Oklahoma State)
Born: Plano, Texas • Resides: Dallas, Texas

37 JACKSON KOWAR

RHP • R/R • 6'5" • 215 lbs • 10/4/1996 (26)
2018 MLB Draft — Round 13/3rd Overall (Florida)
Born: Weddington, N.C. • Resides: Charlotte, N.C.

58 BROOKS KRISKE

RHP • R/R • 6'3" • 210 lbs • 3/23/1994 (29)
Signed 12/14/2022 as a Minor League Free Agent
Born/Resides: Scottsdale, Arizona

21 MIKE MAYERS

RHP • R/R • 6'2" • 220 lbs • 12/6/1991 (31)
Signed 12/22/2022 as a Minor League Free Agent
Born: Grove City, Ohio • Resides: Naples, Florida

48 JAMES MCARTHUR

RHP • R/R • 6'7" • 230 lbs • 12/11/1996 (26)
Traded from Philadelphia — 5/8/2023
Born/Resides: New Braunfels, Texas

36 DANIEL MENGENDEN

RHP • R/R • 6'1" • 215 lbs • 2/19/1993 (30)
Signed 3/29/2023 as a Minor League Free Agent
Born/Resides: Houston, Texas

41 ANDRÉS NUÑEZ

RHP • R/R • 6'4" • 265 lbs • 9/20/1995 (27)
2018 MLB Draft — Round 29 (Florida International)
Born/Resides: Southwest Ranches, Florida

53 DREW PARRISH

LHP • L/L • 5'11" • 1195 lbs • 2/8/1997 (25)
2019 MLB Draft — Round 8 (Florida State)
Born: Cape Canaveral, Fla. • Resides: Tallahassee, Fla.

40 WALTER PENNINGTON

LHP • L/L • 6'2" • 205 lbs • 4/14/1998 (25)
Signed 8/19/2020 as an Undrafted Free Agent (Coca-Cola School of Mines)
Born: Englewood, Colo. • Resides: Broomfield, Colo.

47 EVAN SISK

LHP • L/L • 6'2" • 195 lbs • 4/23/1997 (26)
Traded from Minnesota — 1/24/2023
Born: Pineville, N.C. • Resides: Chester, S.C.

43 COLLIN SNIDER

RHP • R/R • 6'4" • 205 • 10/10/1995 (27)
2017 MLB Draft — Round 12 (Vanderbilt)
Born/Resides: Murfreesboro, Tennessee

44 RYAN WEISS

RHP • R/R • 6'4" • 220 • 12/10/1996 (26)
Claimed off Waivers from Arizona — 7/1/2022
Born: South Elgin, Ill. • Resides: Raleigh, N.C.

62 NICK WITTGREN

RHP • R/R • 6'2" • 210 • 5/29/1991 (31)
Signed 12/23/2022 as a Minor League Free Agent
Born: Torrance, California • Resides: Jupiter, Florida

QUICK NOTES

- 2023: Made his second consecutive Opening Day Roster with the Royals, but allowed 10 ER in 5.0 IP (18.00 ERA) in 5 games with 7 H, 7 BB & 5 K ... optioned to Omaha on 4/14, appeared in his first game 5/2 vs. LOU ... all 6 outs he's recorded with Omaha this season have been strikeouts (3 on 4SFB, 3 on Sweeper).
2022: Spent nearly the entire season in Kansas City, pitching in 68 games for the Royals with a 2.0 record and 7.78 ERA (68.0 IP) and 11 strikeouts ... 2nd-most appearances among rookie relievers: 8th in ERA, and 9th in Ks ... allowed a HR over the final 26.0 innings of the season ... pitched 1 game for Omaha on May 24.
2021: Opened the season in NW Arkansas (AA) and assigned to Omaha on 7/8 ... earned his first MLB call-up on 9/20 and pitched in 5 games for Kansas City with 7 K in 6.1 IP.

4SFB (91-96), SL, SW

CONSECUTIVE BATTERS RETIRED: 5 (5/7)

SCORELESS STREAK: 2.0 IP (5/3 to 5/7)

- 2023: As a non-roster invitee, appeared in 4 Cactus League games for the Royals and went 0-1 with a 2.08 ERA (1 ER in 4.1 IP) and 8 K ... 2 of 4 starts were scoreless (4/7 @ IND and 4/27 @ NAS) ... contract selected by Kansas City on 5/3, threw 2.0 scoreless innings in MLB Debut vs. BAL 5/4, optioned 5/5.
2022: Spent the entire season with Omaha and made 29 appearances (24 starts) for the Storm Chasers, going 7-7 with his 1st career save, maintained a 4.21 ERA (69 ER in 146.1 IP) with a career-high 102 strikeouts ... 4-7 in 11 IP ranked 1st among all Royals farmhands, while 24 starts ranked 4th, 7 W ranked tied 4th and 39 1 IP wins 6th.
2021: Joined NW Arkansas (AA) at the end of May, made his 2021 debut 5/26 and remained with the Nationals through the end of the postseason, made 15 Double-A starts.

4SFB (89-92), CH, CB, SL

CONSECUTIVE BATTERS RETIRED: 2 (5/9)

SCORELESS STREAK: 0.1 IP (5/9)

- 2023: For the 2nd straight year, made his spring debut with a scoreless Cactus League inning against his dad's Seattle Mariners, on 2/26 ... opened the regular season with NW Arkansas (AA) and pitched 10.1 scoreless innings with 1 ER and 13 K across 7 relief outings ... assigned to Omaha (AAA) on 5/3, made his Triple-A debut 5/4, struck out 2 and allowed 2 unearned runs.
2022: Pitched a scoreless Cactus League inning with a strikeout on 3/29 against his dad's Seattle Mariners ... spent the entire season with NW Arkansas (AA) and led the Nationals with 42 games pitched ... finished 1st in ERA (4.07) and 2nd in K/9 (10.3 K/9).
2021: Full name is *Jonathan Seaver Dipoto*, after Tom Seaver ... father Jerry Dipoto is currently the President of Baseball Operations for the Seattle Mariners, formerly their GM.

SNK (91-93), SL, CB

CONSECUTIVE BATTERS RETIRED: 5 (5/7)

SCORELESS STREAK: 2.0 IP (5/4 to 5/7)

- 2023: Appeared in 4 Cactus League games for the Royals (2 starts) and went 0-1 with a 17.36 ERA (18 ER in 9.1 IP) and 7 K ... 2 of 4 starts have been quality start, 4/7 vs. TOL and 4/19 vs. GWN ... called up 5/5 and threw 2.2 IP on 5/5 vs. OAK with 4 H & 2 ER, optioned back Omaha on 5/7.
2022: Split the season between KC and Omaha, making 21 starts over four stints with the Royals, plus nine starts with the Chasers ... 21 MLB starts ranked 7th among Major League relievers ... opened the year in Triple-A, made six starts before his first call-up to KC on 5/11 ... across all nine outings with Omaha, struck out 45 in 39.1 innings (10.5 K/9).
2021: Named Kansas City's Double-A Pitcher of the Year with NW Arkansas (AA) and spent much of the season with the Nationals before making his MLB debut with Kansas City on 9/17 and finishing the year with the Royals ... in 22 appearances (21 starts) with NWA, went 7-3 with a 3.33 ERA (39 ER in 105.1 IP) and 120 strikeouts (10.3 K/9).

4SFB (92-94), CB, CH, SNK, SL

CONSECUTIVE BATTERS RETIRED: 0

SCORELESS STREAK: 0.0 IP

- 2023: After a scoreless season debut on April 2 @ IND, allowed at least 3 runs in 3 straight outings (1 start) ... first 4 outings were 2.0 IP+ ... last 4 have been less than 2 innings ... 10 of 11 outings have been in relief ... earned his first professional save with 1.2 scoreless innings on 5/5 vs. LOU.
2022: Made his first Opening Day roster with Kansas City, but only pitched in 7 games over three stints with the Major League club, also making 20 starts with Omaha (AAA) across three stints ... allowed less than two earned runs in 8 of his 20 starts with Omaha, including three scoreless outings.
2021: Kansas City's Paul Spillitoff Minor League Pitcher of the Year, went to the top pitcher in the organization, also Omaha's Pitcher of the Year, the Triple-A East Pitcher of the Year and a Triple-A East postseason All-Star ... made 17 appearances (16 starts) and went 9-4 with a 3.46 ERA (31 ER in 80.2 IP) and a Triple-A best 115 strikeouts (12.8 K/9).

4SFB (95-97), SL, CH

CONSECUTIVE BATTERS RETIRED: 1 (5/5)

SCORELESS STREAK: 3.1 IP (5/4 to 5/5)

- 2023: As a non-roster invitee, appeared in 10 Cactus League games for the Royals and went 0-1 with a 3.49 ERA (4 ER in 10.1 IP) and 11 K to just 3 BB ... 7 of 11 appearances with Omaha have been scoreless, 5/7 vs. GWN and 5/10 vs. LOU.
2022: Signed with the Yokohama DeNA BayStars of Nippon Professional Baseball (NPB) on December 8, 2021 and pitched in 32 games, going 1-3 with two saves, a 3.25 ERA (13 ER in 36.0 IP) and 56 strikeouts (10.3 K/9) between Japan's Central League (equivalent to Major League Baseball) and Eastern League (Japan's Minor Leagues).
2020-2021: Pitched 16 games in the Major Leagues between New York (AL) and Baltimore, with a 2-1 record and 14.40 ERA (24 ER in 15.0 IP) and 19 strikeouts ... pitched a scoreless ninth inning to finish the game his Major League debut on July 29 @ Baltimore.

4SFB (93-95), SPL, SL

CONSECUTIVE BATTERS RETIRED: 0

SCORELESS STREAK: 0.0 IP

- 2023: As a non-roster invitee, appeared in 6 Cactus League games for the Royals (2 starts) and went 0-1 with a 5.02 ERA (8 ER in 14.1 IP) ... pitched his first quality start of the season 4/18 vs. GWN (6.0 IP, 1 ER).
2022: Spent much the season with the Los Angeles Angels, as he made 24 MLB appearances (3 starts) and went 1-1 with a 5.68 ERA ... Designated for Assignment on 5/26 and outrighted off the 40-man roster on 6/2 ... made eight starts for Salt Lake (AAA) before he returned to the Angels on 8/6, where he finished the season.
2021: For the second straight season, spent the entire year in the Major Leagues and pitched in a career-high 72 games for the Angels, tied for the 4th-most in the American League and 8th in MLB ... 88 of his career-high 90 strikeouts came in relief, and 7th among American League relievers.

4SFB (90-92), SL, CH, SNK, CB

CONSECUTIVE BATTERS RETIRED: 7 (5/6)

SCORELESS STREAK: 6.0 IP (5/6)

- 2023: Traded by the Phillies to the Royals on 5/8 in exchange for OF Junior Marin and cash ... made 5 appearances (4 starts) with Lehigh Valley (AAA) and went 0-2 with a 7.31 ERA (13 ER in 16.0 IP) with 15 strikeouts and 7 walks.
2022: Limited to 13 starts for Reading (AA) and went 2-6 with a 5.05 ERA ... placed on the IL on 6/22 with a right posterior elbow impingement, reinstated on 6/29, recalled by the Phillies and placed on the 60-day IL for the remainder of the season with a right elbow stress reaction.
2021: Selected to Philadelphia's 40-man roster in November, recorded a 4.25 ERA (37 ER in 78.1 IP) with 83 K in 20 games (15 starts) between Jersey Shore (A+) and Reading (AA).

SNK (92-94), CB, CH, CUT

CONSECUTIVE BATTERS RETIRED: 0

SCORELESS STREAK: 0.0 IP

- 2023: Re-signed with Kansas City as a Minor League Free Agent on March 29 ... opened the season on the Development List for Omaha, activated May 6 for his first appearance of the season and allowed 5 R on 7 H in 3.0 IP.
2022: Signed with Kansas City as a minor league free agent on March 10, 2022 and appeared in 5 games (1 start) for the Royals, going 0-1 with 1 save and a 5.14 ERA (4 ER in 7.0 IP) ... began the season with Omaha and spent most of the year with the Chasers, appearing in 25 games (20 starts) with a 4.7 record and 5.20 ERA.
2021: Played overseas for the Kia Tigers of the Korean Baseball Organization ... Went 8-3 in 21 starts with a 3.60 ERA (47 ER in 120.0 IP) and 104 K (20.7% of batters faced).

4SFB (91-94), CUT, CH, SL

CONSECUTIVE BATTERS RETIRED: 1 (5/6)

SCORELESS STREAK: 0.1 IP (5/6)

- 2023: As a non-roster invitee, appeared in 2 Cactus League games for the Royals and struck out 4 with a 16.20 ERA (3 ER in 1.2 IP) ... 8 of 12 appearances with Omaha have been scoreless.
2022: Spent the entire season with Omaha and was named Kansas City's Triple-A Pitcher of the Year with the Storm Chasers, going 5-4 with a team-high-tying 8 saves, a 3.61 ERA (25 ER in 62.1 IP) with 69 strikeouts to just 17 walks (4.06 K/BB) in a team-best 54 relief appearances ... threw the longest scoreless streak in MLB, a stretch of 26.1 innings and 22 appearances from 5/19 to 7/26 in which he did not allow a run, holding opponents to a .183 average (17-for-93) with 34 strikeouts.
2021: Began the season with NW Arkansas (AAA), split the season between the Nationals and Omaha, combined for the 3rd-most appearances among KC minor leaguers (47).

SNK (90-92), SL, CH, CUT

CONSECUTIVE BATTERS RETIRED: 3 (5/6)

SCORELESS STREAK: 0.0 IP

- 2023: Appeared in 2 Cactus League games for the Royals and produced a 3.00 ERA (1 ER in 3.0 IP) and 1 K.
2022: Began the season with NW Arkansas (AA), made 10 starts before being assigned to Omaha on 6/3, where he finished the season, pitched in 17 games (15 starts) for Omaha and went 3-8 with a 5.52 ERA (46 ER in 74.2 IP) ... with the Nationals, he pitched 5.2 scoreless innings with nine strikeouts ... relief outings on 5/9 and 5/16, did not allow an earned run in 28.2 innings between 5/1 and 5/26 ... was the Texas League's May Pitcher of the Month right before getting called up to Triple-A.
2021: Split the season between Quad Cities (A+) and NW Arkansas (AA), with a break in between to pitch for Team USA at the 2021 WBSC Olympic Baseball Qualifiers ... named an MLB.com Organization All-Star ... among qualified MLB pitchers (96.0 IP), ranked 14th in WHIP, 14th in opponents average (.198) and 16th in ERA (2.83).

SNK (87-91), CH, CB

CONSECUTIVE BATTERS RETIRED: 0

SCORELESS STREAK: 0.0 IP

- 2023: Opened the season with NW Arkansas (AA) and pitched 9.2 scoreless innings with 11 strikeouts across 8 relief outings, allowed 4 H and 4 BB for a 0.83 WHIP and 129 BAA ... assigned to Omaha (AAA) on 5/3 and made his Triple-A debut 5/5 vs. LOU, struck out his first 2 batters in a 1-2-3-7th inning.
2022: Opened the season with Quad Cities (A+) and pitched 5.2 scoreless innings with nine strikeouts ... assigned to NW Arkansas (AA) on 4/21, where he ended the season ... earned decisions in 5 of his first 6 outings with Nationals (3 W, 1 L, 1 IP) ... 33-33 NWA outings were scoreless, allowed 1 ER or less in 20 of 33 ... made first pro start 6/22 vs. SPR ... was on the Injured List from 8/8 to 8/19, threw scoreless 8th inning in first outing back 9/3.
2021: MISCL: Graduated from the Colorado School of Mines with a mechanical engineering degree, threw 22.4 2-innings, but also hit .288 with a 1.142 OPS as an outfielder.

SNK (91-93), SL, CH

CONSECUTIVE BATTERS RETIRED: 0

SCORELESS STREAK: 0.0 IP

- 2023: Appeared in 6 Cactus League games for the Royals in his first MLB Spring Training and went 1-0 with a 4.50 ERA (3 ER in 6.0 IP) and 3 K ... has not allowed an earned run in 9 of his team-best 14 appearances ... threw 2.0 perfect innings 5/6 vs. LOU.
2022: Split his first full season in the Twins organization between Wichita (AA) and St. Paul (AAA), earned Minnesota's MLB.com Organization All-Star honors as a relief pitcher ... posted a 1.57 ERA (11 ER in 63.0 IP) with 76 strikeouts against 29 walks (10.36 K/9 and 2.62 K/BB) across 50 games between the two levels, the best ERA in 2022 among all MLB relievers that made 50+ appearances and threw a minimum of 60.0 IP.
2021: Began the season in the Cardinals organization, pitched 10 games for Minnesota via trade on July 30 ... split the year between Peoria (A+), Springfield (AA) and Wichita (AAA), combining to pitch in 39 games with a 3-1 record and 3.91 ERA (23 ER in 53.0 IP), striking out 69 with 35 walks ... originally drafted by St. Louis in the 16th Round in 2018.

SNK (89-92), CH, SL

CONSECUTIVE BATTERS RETIRED: 8 (5/4 to 5/6)

SCORELESS STREAK: 3.0 IP (5/4 to 5/6)

- 2023: Appeared in 7 Cactus League games for the Royals and went 1-0 with a 3.52 ERA (3 ER in 7.2 IP) and 10 K to just 1 BB ... 4 of 10 appearances have been scoreless, has allowed runs in 6 of his last 7 outings, including 4 straight.
2022: Made the Opening Day Roster and his MLB Debut with Kansas City ... in his first season in the big leagues, started and ended the season with Kansas City ... pitched in 42 games across five stints with the Royals, going 4-2 with a 6.55 ERA (25 ER in 34.1 IP) ... began his career with 5.1 scoreless innings over 6 games, and pitched in 27 of KC's first 36 games during his first stint from Opening Day through 6/9 ... also appeared in 20 games with Omaha (AAA) with a 5-40 ERA (13 ER in 21.2 IP) and 12 scoreless outings.
2021: Split the season between Amarillo (AA) and Reno (AAA) ... appearing in 34 games (8 starts), combined to go 6-3 with one save, and a 4.60 ERA (40 ER in 78.1 IP), along with 88 strikeouts ... back-to-back Double-A Central Pitcher of the Week to open the season, with a career-best 17.2-inning scoreless streak from May 6 to 23.

SNK (94-95), SL

CONSECUTIVE BATTERS RETIRED: 0

SCORELESS STREAK: 0.0 IP

- 2023: As a non-roster invitee, appeared in 8 Cactus League games for the Royals and went 2-0 with a 1.93 ERA (2 ER in 9.1 IP) and 15 K to 5 BB ... 4 of 11 outings have been scoreless, allowed at least 1 run in 5 straight appearances between 4/5 and 4/20 ... threw 2.0 scoreless innings 5/2 vs. LOU.
2022: Began the season on Arizona's 40-man roster and opened the year with Amarillo (AA) and made 10 appearances before being promoted to Reno (AAA) ... DFA'd on June 26, and claimed by Kansas City on July 1, but optioned off the 40-man roster at completion of the deal ... in 47 appearances (1 start) across the three affiliates, went 3-2 with a 6.93 ERA (48 ER in 62.1 IP) ... made his Omaha debut 7/3 @ BAL and made 30 relief appearances with the Chasers, with 34 strikeouts in 25 1/3 innings (8.6 K/9).
2021: Split the season between the Cardinals organization, pitched 10 games for Minnesota via trade on July 30 ... split the year between Peoria (A+), Springfield (AA) and Wichita (AAA), combining to pitch in 39 games with a 3-1 record and 3.91 ERA (23 ER in 53.0 IP), striking out 69 with 35 walks ... originally drafted by St. Louis in the 16th Round in 2018.

SNK, CB, 4SFB (90-93), SL

CONSECUTIVE BATTERS RETIRED: 1 (5/9)

SCORELESS STREAK: 2.1 IP (5/4 to 5/6)

- 2023: As a non-roster invitee, appeared in 7 Cactus League games for the Royals and produced a 2.25 ERA (2 ER in 8.0 IP) and 9 K ... 11 of 12 appearances with Omaha have been scoreless with 5 perfect outings ... has retired 44 of 53 batters faced (80%).
2022: Pitched in 29 games for the St. Louis Cardinals and allowed just 1 run over his first 9 appearances (6 IP), but recorded a 7.50 ERA (10 ER in 12.0 IP) in May and a 6.75 ERA (8 ER in 10.2 IP) in June, before being DFA'd on July 2 and released on July 9 ... did not play professional baseball for the rest of the season.
2016-22: Over parts of seven seasons in the Major Leagues with Miami, Cleveland and St. Louis, pitched 287 games (21 starts) with a 3.96 ERA (123 ER in 300.1 IP) and 282 strikeouts ... has allowed only 27 of 130 inherited runners to score in his MLB career, and that rate of 20.8% ranks 5th in the majors since 2016 (min. 275 appearances).

4SFB (90-92), SL, CH, CUT

CONSECUTIVE BATTERS RETIRED: 2 (5/7)

SCORELESS STREAK: 12.1 IP (4/7 to 5/7)

CAREER HIGHS

IP	3.0	8/31/19 vs. Lansing
K	4	(4x) Last: 9/12/21 @ St. Paul
BB	4	(4x) Last: 2/3/21 @ TEXAS
H	5	7/4/21 @ Springfield
ER	6	4/10/23 @ TEXAS
NP	38	8/22/18 @ Great Lakes
IP	8.0	6/14/19 @ Columbia
K	10	7/23/19 vs. Potomac
BB	5	(2x) Last: 5/7/22 vs. Columbus
H	10	6/29/22 @ St. Paul
ER	5	(6x) Last: 8/2/22 vs. St. Paul
NP	119	6/14/19 @ Columbia
IP	3.0	(4x) Last: 5/16/21 vs. Cedar Rapids
K	6	5/16/21 vs. Cedar Rapids
BB	4	(2x) Last: 4/8/22 @ Springfield
H	5	8/24/22 vs. Springfield
ER	4	8/24/22 vs. Springfield
NP	50	(4x) Last: 22 vs. Springfield
IP	7.0	(4x) Last: 4/19/23 vs. Gwinnett
K	12	6/25/19 vs. Columbia
BB	6	(2x) Last: 5/25/22 @ ARIZONA
H	9	(3x) Last: 4/13/23 @ Iowa
ER	11	4/13/23 @ Iowa
NP	108	9/3/22 @ DETROIT
IP	8.0	(2x) Last: 8/24/19 @ Frisco
K	10	(2x) Last: 7/3/21 @ St. Paul
BB	5	(3x) Last: 5/31/22 vs. Indianapolis
H	11	(2x) Last: 6/14/22 @ Iowa
ER	9	6/14/22 @ Iowa
NP	107	6/8/19 vs. Fayetteville
IP	3.1	8/1/18 vs. Aberdeen
K	6	8/8/18 vs. Lowell
BB	5	9/12/21 vs. Rochester
H	5	7/2/18 vs. Brooklyn
ER	5	(2x) Last: 9/6/21 vs. TORONTO
NP	53	8/8/18 vs. Lowell
IP	9.0	5/2/15 @ Arkansas
K	10	(2x) Last: 6/3/17 vs. Omaha
BB	4	(6x) Last: 4/11/23 @ Iowa
H	11	5/5/15 @ Jupiter
ER	9	7/24/16 vs. LOS ANGELES (NL)
NP	102	(2x) Last: 6/3/17 vs. Omaha
IP	7.0	8/28/19 vs. Lakeland
K	10	8/13/21 vs. Akron
BB	6	6/9/21 vs. Hartford
H	8	(2x) Last: 4/27/22 @ New Hampshire
ER	6	(2x) Last: 4/27/22 @ New Hampshire
NP	98	6/15/22 vs. Portland
IP	9.0	(2x) Last: 5/26/18 vs. ARIZONA
K	9	(4x) Last: 5/12/22 vs. St. Paul
BB	5	(4x) Last: 6/9/22 vs. Lehigh Valley
H	12	6/13/15 @ Lake Elsinore
ER	8	(3x) Last: 9/20/22 vs. Iowa
NP	118	9/15/17 @ PHILADELPHIA
IP	5.0	6/23/19 vs. Greenville
K	6	7/16/19 @ Rome
BB	3	(2x) Last: 6/13/21 @ Frisco
H	5	(5x) Last: 4/8/23 vs. Toledo
ER	8	9/11/21 @ St. Paul
NP	60	6/23/19 vs. Greenville
IP	7.0	(4x) Last: 5/13/22 vs. Wichita
K	9	(3x) Last: 5/13/22 vs. Wichita
BB	6	6/22/22 vs. Columbus
H	10	5/4/23 vs. Louisville
ER	9	5/4/23 vs. Louisville
NP	100	(2x) Last: 7/8/22 vs. Toledo
IP	3.2	7/16/21 @ Myrtle Beach
K	5	(2x) Last: 4/15/22 vs. Cedar Rapids
BB	4	(3x) Last: 8/17/22 vs. San Antonio
H	5	(4x) Last: 8/13/22 @ Arkansas
ER	6	8/17/22 vs. San Antonio
NP	58	6/22/22 vs. Springfield
IP	3.0	(5x) Last: 6/18/21 @ Wichita
K	5	(4x) Last: 8/20/21 @ Springfield
BB	3	(3x) Last: 7/22/22 @ Indianapolis
H	5	(3x

OMAHA RELIEVERS			ENTRANCE SITUATION			INNING ENTERING THE GAME											INHERITED RUNNERS			1-2-3 INNINGS		
PITCHER	LAST OMAHA RELIEF APPEARANCE (IP)		LEAD	TRAIL	TIED	1	2	3	4	5	6	7	8	9	10+		BR INHER.	BR SCORE	% SCORE	TOTAL	POSSIBLE	% 1-2-3
57 Coleman, Dylan	SUN 5/7 vs. Louisville (1.0 IP)		1	1	-	-	-	-	-	-	2	-	-	-	-	-	-	-	-	0	2	0.0%
31 Cox, Austin	TUE 5/9 @ Scranton/WB (3.0 IP)		-	1	1	-	-	2	-	-	-	-	-	-	-	-	5	3	60.0%	0	4	0.0%
55 Dipoto, Jonah	SUN 5/7 vs. Louisville (1.2 IP)		-	1	1	-	-	-	1	-	1	-	-	-	-	-	1	0	0.0%	1	2	50.0%
37 Kowar, Jackson	FRI 5/5 vs. Louisville (1.2 IP)		5	5	-	-	-	-	-	2	4	1	3	-	-	-	6	3	50.0%	0	12	0.0%
58 Kriske, Brooks	SUN 5/7 vs. Louisville (1.0 IP, L)		4	8	-	-	-	-	-	2	2	4	3	1	-	-	4	1	25.0%	3	12	25.0%
46 Martinez, Marcelo	SAT 4/29 @ Nashville (3.2 IP)		2	3	-	-	-	2	1	-	-	2	-	-	-	-	3	3	100.0%	5	10	50.0%
41 Núñez, Andrés	SAT 5/6 vs. Louisville (1.0 IP)		2	8	2	-	-	-	1	2	5	3	1	-	-	-	4	1	25.0%	4	12	33.3%
53 Parrish, Drew	SAT 4/1 @ Indianapolis (3.0 IP)		1	-	-	-	-	-	1	-	-	-	-	-	-	-	-	-	-	2	3	66.7%
40 Pennington, Walter	TUE 5/9 @ Scranton/WB (1.1 IP)		1	1	-	-	-	-	-	-	1	1	-	-	-	-	-	-	-	1	2	50.0%
47 Sisk, Evan	SAT 5/6 vs. Louisville (2.0 IP)		3	9	2	-	-	-	-	-	3	5	3	2	1	-	5	3	60.0%	2	9	22.2%
43 Snider, Collin	SAT 5/6 vs. Louisville (1.0 IP)		4	5	1	-	-	-	-	-	2	-	8	-	-	-	2	2	100.0%	2	8	25.0%
44 Weiss, Ryan	TUE 5/9 @ Scranton/WB (1.2 IP)		4	7	-	-	-	-	-	-	-	4	4	3	-	-	-	-	-	1	10	10.0%
62 Wittgren, Nick	SUN 5/7 vs. Louisville (2.0 IP)		9	3	-	-	-	-	-	1	1	1	5	4	-	-	9	3	33.3%	6	13	46.2%
Quas, Jose	SAT 5/6 vs. Louisville (1.0 IP)		1	-	-	-	-	-	-	-	-	-	-	1	-	-	-	-	-	0	1	0.0%
Dye, Josh	FRI 4/28 @ Nashville (0.2 IP, L)		-	2	1	-	-	1	-	-	-	1	-	1	-	-	1	1	100.0%	1	3	33.3%
Staumont, Josh	WED 4/12 @ Iowa (1.0 IP)		2	2	-	-	-	-	-	-	-	-	-	4	-	-	-	-	-	1	4	25.0%
Taylor, Josh	WED 4/12 @ Iowa (1.0 IP)		3	2	-	-	-	-	-	-	1	2	1	1	-	-	2	2	100.0%	1	5	20.0%
			42	58	8	0	0	5	4	7	22	24	28	17	1		42	22	52.4%	30	112	26.8%

BULLPEN BUDGET: RELIEVER PITCH COUNTS (LAST THREE WEEKS)

DAY OF WEEK	TUE	WED	THU	FRI	SAT	SUN	MON	TUE	WED	THU	FRI	SAT	SUN	MON	TUE	WED	THU	FRI	SAT	SUN
DATE	4/25	4/26	4/27	4/28	4/29	4/30	5/1	5/2	5/3	5/4	5/5	5/6	5/7	5/8	5/9	5/10	5/11	5/12	5/13	5/14
57 Coleman, Dylan													23							
31 Cox, Austin									35						49					
55 Dipoto, Jonah										18 (RC)										
37 Kowar, Jackson				31 (NWA)				17 (NWA)		27			29							
58 Kriske, Brooks	20	30	17	27	14	10			17		22		33							
41 Núñez, Andrés		11		16		27				10		36								
40 Pennington, Walter (L)			25 (NWA)			34 (NWA)					22				41					
47 Sisk, Evan (L)		27			9			23		18		21								
43 Snider, Collin			29		17			36				17								
44 Weiss, Ryan	22					30		25		21					24					
62 Wittgren, Nick			12		27				12				22							

OMAHA STARTING PITCHER SPLITS						1ST PITCH STRIKES			1-2-3 INNINGS			OMAHA STARTERS VS. RELIEVERS		
PITCHER	GS	W-L	TEAM W-L	R SUPPORT	SUPPORT/START	FPS	TBF	% FPS	TOTAL	POSSIBLE	% 1-2-3	STARTERS	RELIEVERS	
21 Mayers, Mike	7	2-1	3-4	13	1.86	91	141	64.5%	7	30	23.3%	4-13	W-L 8-7	
60 Heasley, Jonathan	6	1-3	3-3	21	3.50	89	142	62.7%	8	30	26.7%	6.77	ERA 5.50	
53 Parrish, Drew	6	1-2	2-4	23	3.83	60	103	58.3%	8	25	32.0%	142.1	INNINGS 140.2	
Castillo, Max	5	0-5	0-5	5	1.00	75	114	65.8%	6	22	27.3%	169 (31)	HITS (HR) 162 (18)	
31 Cox, Austin	4	1-0	3-1	11	2.75	39	69	56.5%	8	18	44.4%	113 (107)	R (ER) 100 (86)	
46 Martinez, Marcelo	1	0-1	0-1	1	1.00	13	22	59.1%	2	5	40.0%	62	BB 75	
37 Kowar, Jackson	1	0-1	0-1	1	5.00	9	14	64.3%	0	2	0.0%	115	K 149	
36 Mengden, Daniel	1	0-0	1-0	1	1.00	9	18	50.0%	0	3	0.0%	1.62	WHIP 1.68	
52 Lynch, Daniel	1	0-0	0-1	0	0.00	7	15	46.7%	1	3	33.3%	.297	AVG .290	
32						392	638	61.4%	40	138	29.0%			
76														
2.38														

OMAHA STARTING PITCHER/CATCHER MATCHUPS

PITCHER		LOGAN PORTER							FREDDY FERMIN							JAKSON REETZ														TOTALS						
		GS	W-L	ERA	IP	ER	BB	SO	GS	W-L	ERA	IP	ER	BB	SO	GS	W-L	ERA	IP	ER	BB	SO	GS	W-L	ERA	IP	ER	BB	SO	GS	W-L	ERA	IP	ER	BB	SO
21	Mayers, Mike	-						3	0-1	10.50	12.0	14	6	9	4	2-0	4.50	18.0	9	7	17	-							7	2-1	6.90	30.0	23	13	26	
60	Heasley, Jonathan	2	0-2	6.75	13.1	10	1	9	4	1-1	10.70	17.2	21	9	16	-						-						6	1-3	9.00	31.0	31	10	25		
53	Parrish, Drew	4	0-2	7.50	18.0	15	9	12	2	0-0	3.86	7.0	3	3	11	-						-					6	0-2	6.48	25.0	18	12	23			
	Castillo, Max	2	0-2	4.66	9.2	6	2	2	2	0-2	7.71	9.1	8	5	4	1	0-1	8.44	5.1	5	3	3	-				5	0-5	6.66	24.1	18	10	9			
31	Cox, Austin	2	0-0	2.57	7.0	2	3	10	-						2	1-0	0.82	11.0	1	6	9	-				4	1-0	1.50	18.0	3	9	19				
46	Martinez, Marcelo	1	0-1	9.00	5.0	5	1	3	-						-						-					1	0-1	9.00	5.0	5	1	3				
37	Kowar, Jackson	-						1	0-1	13.50	2.2	4	4	3	-						-					1	0-1	13.50	2.2	4	4	3				
36	Mengden, Daniel	1	0-0	15.00	3.0	5	1	4	-						-						-					1	0-0	15.00	3.0	5	1	4				
52	Lynch, Daniel	-						-							1	0-0	0.00	3.1	0	2	3	-				1	0-0	0.00	3.1	0	2	3				
	Relievers	-	3-2	6.47	48.2	41	23	52	-	5-1	4.97	54.1	30	31	57	-	0-4	5.02	37.2	21	21	40	-			-	8-7	5.50	140.2	86	75	149				
	TOTALS	12	3-9	6.62	104.2	77	40	92	12	6-6	6.99	103.0	80	58	100	8	3-5	4.30	75.1	36	39	72	-				32	12-20	6.14	283.0	193	137	264			
		CS/ATT		6/23	PCT		26.09%		CS/ATT		3/10	PCT		30.00%	CS/ATT		0/8	PCT		0.0%		CS/ATT		/	PCT		0.0%	CS/ATT		9/41	PCT		21.95%			

OMAHA CATCHER PITCHING STATS

CATCHERS	W	L	ERA	GS	SV	IP	H	R	ER	HR	HB	BB	IBB	SO	WHIP	AVG	WP	GDP	TBF	SB	CS	ATT	%CS	PB
14 Logan Porter	3	9	6.62	12	1	104.2	130	85	77	26	10	40	0	92	1.62	.311	1	18	472	17	6	23	26.09%	1
4 Freddy Fermin	6	6	6.99	12	2	103.0	119	85	80	17	8	58	1	100	1.72	.288	9	8	488	7	3	10	30.00%	2
25 Jakson Reetz	3	5	4.30	8	3	75.1	82	43	36	6	4	39	0	72	1.61	.276	11	6	346	8	0	8	0.0%	0

PITCH TIMER VIOLATIONS CALLED ON OMAHA PITCHERS (11)

DATE	PITCHER (# IN '23)	INNING	UMPIRE	COUNT AT CALL	BATTER RESULT (COUNT)
1. April 4 vs. Toledo	Marcelo Martinez (1)	▲ 7	Dane Poncsak	0-0	Strikeout Swinging (1-2)
2. April 7 vs. Toledo	Ryan Weiss (1)	▲ 9	Matt Bates	1-0	Walk (3-0)
3. April 9 vs. Toledo	Max Castillo (1)	▲ 3	Cody Oakes	0-0	Strikeout Swinging (3-2)
4. April 18 vs. Gwinnett	Mike Mayers (1)	▲ 5	Takahito Matsuda	0-0	Flyout, F7 (1-0)
5. April 20 vs. Gwinnett	Max Castillo (2)	▲ 4	Ben Phillips	0-0	Walk (3-1)
6. April 22 vs. Gwinnett	Drew Parrish (1)	▲ 5	Jose Navas	0-0	Walk (3-1)
7. April 23 vs. Gwinnett	Evan Sisk (1)	▲ 7	Ben Phillips (2)	0-0	Lineout (1-1)
8. April 27 @ Nashville	Austin Cox (1)	▼ 3	Mark Bass	1-2	Strikeout Swinging (2-2)
9. April 30 @ Nashville	Andrés Núñez (1)	▲ 9	Mark Bass (2)	2-0	Walk (3-0)
10. May 4 vs. Louisville	Drew Parrish (2)	▲ 3	Randy Rosenberg	1-1	Walk (3-2)
11. May 6 vs. Louisville	Daniel Mengden (1)	▲ 3	Louie Krupa	0-0	RBI Single (1-1)

PLAYER

19 CJ
ALEXANDER

INFIELD/OUTFIELD • L/L • 6'3" • 215 • 7/16/1996 (26)
Traded from Atlanta — 7/11/2022
Drafted by Atlanta — 2018, 20th Round
Born: Merrillville, Indiana • Resides: Surprise, Arizona

16 DAIRON
BLANCO

OUTFIELDER • R/R • 6'0" • 200 • 4/26/1993 (30)
Traded from Oakland — 7/27/2019
Born: Florida, Cuba • Resides: Miami, Florida

3 TUCKER
BRADLEY

OUTFIELDER • L/L • 6'0" • 195 • 5/6/1998 (24)
Signed 6/23/2020 as an Undrafted Free Agent (Georgia)
Born/Resides: Chickamauga, Georgia

17 ANGELO
CASTELLANO

INFIELDER • R/R • 6'0" • 165 • 1/13/1995 (28)
Signed 7/16/2011 as an International Free Agent
Born/Resides: San Diego, Venezuela

6 CLAY
DUNGAN

INFIELDER • L/R • 6'1" • 195 • 6/2/1996 (26)
2019 MLB Draft — Round 9 (Indiana State)
Born: Muncie, Indiana • Resides: Alexandria, Indiana

28 TYLER
GENTRY

OUTFIELDER • R/R • 6'2" • 215 • 2/1/1999 (24)
2020 MLB Draft — Round 3 (Alabama)
Born: Memphis, Tenn. • Resides: Arlington, Tenn.

18 BREWER
HICKLEN

OUTFIELDER • L/R • 6'2" • 220 • 2/9/1996 (27)
2017 MLB Draft — Round 7 (Alabama at Birmingham)
Born/Resides: Huntsville, Alabama

13 NICK
LOFTIN

INFIELD/OUTFIELD • R/R • 6'1" • 200 • 10/6/1995 (26)
2020 MLB Draft — Round 1/32nd Overall (Baylor)
Born: Corpus Christi, Texas • Resides: Surprise, Ariz.

14 LOGAN
PORTER

CATCHER/INFIELD • R/R • 6'0" • 200 • 7/12/1995 (27)
Signed 6/21/2018 as an Undrafted Free Agent (Dixie State)
Born: Phoenix, Texas • Resides: Surprise, Ariz.

25 JAKSON
REETZ

CATCHER • R/R • 6'0" • 215 • 1/3/1996 (27)
Signed 12/12/2022 as a Minor League Free Agent
Drafted by Washington — 2014, 3rd Round
Born: Hickman, Neb. • Resides: Elkhorn, Neb.

0 SAMAD
TAYLOR

INFIELD/OUTFIELD • R/R • 5'10" • 160 • 7/11/1998 (24)
Traded from Toronto — 8/2/2022
Drafted by Cleveland — 2013, 10th Round
Born: Corona, Calif. • Resides: Sioux Falls, S.D.

8 DREW (MLB REHAB)
WATERS

OUTFIELDER • S/R • 6'2" • 200 • 12/30/1998 (24)
Traded from Atlanta — 7/11/2022
Drafted by Atlanta — 2016, 2nd Round
Born: Atlanta, Georgia • Resides: Marietta, Georgia

QUICK NOTES

- 2023: Appeared in 17 Cactus League games for the Royals and slashed .391/.462/.783 (9-for-23) with 4 XBH (2 HR) and 6 RBI ... has made first 4 starts of his career in RF this season, 4 of his 5 career starts in the OF ... 11 XBH are tied 2nd on team behind Logan Porter.
- 2022: Began year with Mississippi Braves (AA) in the Southern League, traded with 2 players to KC from Atlanta on 7/11, assigned to NW Arkansas ... in 114 total games, tied 6th in Double-A in RBI (87), tied 10th in HR (25) ... set career highs in games played, 28 (18), HR, RBI and SB (19) ... Double-A leader in AVG in RBI (29), tied 1st in league in HR (8).
- 2018-21: Played 182 games in the Braves system, between R, A, AA+ and AAA ... slashed .229/.310/.374 (144-for-628) with 14 HR and 66 RBI ... began and ended 2019 in Double-A with Mississippi, spent July in High-A with the Florida Fire Frogs ... played 87 games in Double-A with league-champion Mississippi in 2021.
- MISC: Brother Blaze is prospect in the Diamondbacks system, a 2022 Texas League Postseason All-Star with Amarillo, added to the D-backs' 40-man roster in November 2022.

HIT STREAK:

- 2023: Hit .310 in 16 Cactus League games for the Royals with 6 XBH (3 2B, 3 HR) and 5 RBI ... went 7-for-14 @ IND with 6 1B and 1 HR ... tied 2nd in league with 16 steals, 16-for-17 in steal attempts ... 4 of his 5 RBI this season have come in last 5 games after just 1 in first 18 games.
- 2022: Played in 107 games for Omaha (AAA) but also appeared in five games with Kansas City from May 19 to June 3 ... slashed .301/.367/.486 (110-for-366) for Omaha and led the team in batting average while stealing a career-high 45 bases in Triple-A ... a Storm Chasers single-season record ... made his MLB debut May 20 vs. Minnesota, went 2-for-7 over five games ... in September, slashed .436/.480/.649 (41-for-94) with 12 XBH (7 2B, 2 3B, 3 HR), 23 RBI and 11 SB, led the league in AVG, OBP and hits in the last month.
- 2021: Split the season between NW Arkansas (AA) and Omaha (AAA), slashing a combined .277/.350/.441 (117-for-422) across 117 games with a career-best 41 stolen bases, while hitting 14 home runs and driving in 53 runs ... his 41 steals ranked 12th in MLB and second in the Royals organization, behind Tyler Tolbert (55).

HIT STREAK: 3 Games (5/5 to 5/7) .500 (5-for-10), 1 2B

ON-BASE BASE STREAK:

ON-BASE BASE STREAK: 5 Games (4/30 to 5/7) .400 (6-for-15), 5 BB, 1 HBP

Ranked by MLB Pipeline as the No. 28 Royals prospect

- 2023: Appeared in 18 Cactus League games for the Royals and slashed .273/.346/.545 (6-for-22) with 2 HR and 6 RBI ... hit first Triple-A HR in 6th inning on 4/12 @ IOW, 2-run HR ... hit pinch-hit 2-run 2B in win on 4/14 and had 3 RBI off the bench in comeback win ... 3-for-3, 2 RBI on his birthday, 5/6 vs. LOU.
- 2022: Spent the entire season with NW Arkansas (AA) and reached base in 90 of 109 games (82.57%), reached base multiple times in team-best 56 games ... 1st on team with 33 multi-hit games ... 2 of 12 home runs this season were grand slams, on 4/23 @ Frisco and 5/19 @ Wichita, both in 5th inning, first two of his pro career ... reached base at least twice in seven straight games from 7/26 to 8/2 ... homered in three straight games, 8/30 to 9/2 ... season-high 12-game on-base streak from 6/24 to 7/9.
- 2021: Began his professional career splitting the year between Columbia (A) and Quad Cities (A+), .380 OBP ranked fourth among qualified Royals Minor Leaguers.

HIT STREAK:

- 2023: Appeared in 12 Cactus League games for the Royals and went 1-for-12 (.083) with 1 RBI and 1 BB ... hits in 8 of 12 games, reached base in his first 9 games of the season ... started at SS 8 games in a row, 4/18 to 4/26 and 3 of Omaha's last 17.
- 2022: In his 11th year as a member of the Royals' organization, began the year with Omaha, but assigned to NW Arkansas (AA) on 8/9 and finished the season with the Nationals ... over 59 games with the Storm Chasers, slashed .218/.318/.316 (38-for-174) while playing six different positions (1B, 2B, 3B, SS, LF & RF) ... made at least 10 starts at each SS (150.2 innings), 3B (121.0 innings) and 1B (115.0 innings) ... snapped 0-for-27 stretch with Nationals on 8/21 vs. San Antonio ... 15-for-67 over last 20 games after hitless streak ended ... played 800th MLB game (all in Royals system) on 9/15 vs. Frisco, entered as defensive replacement.
- 2011-2023: Has played 803 games in the Royals' minor league system, slashing .232/.311/.312 (606-for-2610), with 29 HR and 271 RBI ... 2013 Dominican Royals Player of the Year ... 143 games with Omaha between 2021 and 2023, hitting .226 over 80 games in 2021 after an early-season promotion from Double-A.

HIT STREAK: 2 Games (5/6 to 5/7) .286 (2-for-7), 1 HR

ON-BASE BASE STREAK:

ON-BASE BASE STREAK: 7 Games (4/28 to 5/7) .200 (5-for-25), 2 BB

- 2023: Opened the season on the injured list with a right hamate fracture he suffered in Spring Training, activated from the injured list 5/4 and made his season debut 5/5 ... first hit of the season was 3rd inning HR on 5/9 @ SWG.
- 2022: Spent the entire season with Omaha and tied for 1st on the team in triples (4), while ranking 2nd in games played (127), plate appearances (515) and runs (64), 3rd in doubles (22), total bases (151), stolen bases (17) and walks (47), 4th in hits (94) and 5th in RBI (52) ... made starts at a career-high six positions for the Chasers, including 2B, 6/2 @ BB, 3B, 4/0 @ G, SS (6 G) and his first professional appearance in the outfield in LF (13 G), CF (1 G) and RF (1 G).
- 2021: Spent the entire season with NW Arkansas (AA), playing in 108 of the team's 119 regular season games, including 104 starts as the leadoff hitter ... led the Nationals in games played, at-bats (444), runs scored (74) and hits (128) ... led off the game with a hit 32 times, including 10 of his last 19 regular season games.

HIT STREAK:

- 2023: Has reached base in 23 of 26 games so far this season, started first 23 games of the season ... hit first Triple-A HR in 6th inning on 4/5 vs. TOL, 3-run HR ... after hitting .198 (17-for-86) in 23 April games, is batting .308 (8-for-26) in 7 May games.
- 2022: Began season in Quad Cities (A+), assigned to NW Arkansas 6/14, named Nationals Player of the Year ... ranked 8th in MLB in batting average (.326) ... Royals org leader in AVG (.326), SLG (.542) and OPS (.964), 2nd in OBP (.422) ... drove in at least one run in 36 of 73 games since joining the Nationals, reached base in 64 of 73 games (87.67%) ... Texas League POTW week of 6/27 - 7/3, hit .435 (10-for-23) with 6 XBH (2 2B, 4 HR), 11 RBI, 1.543 OPS ... reached in 28 straight games, 7/30 to 9/3, with .485 OBP.
- 2021: Spent his first pro season in Quad Cities (A+) and played everyday for the first two months of the season ... placed on the 7-Day injured list on 4/14 and then the 60-Day IL 8/2.

HIT STREAK: 3 Games (5/6 to 5/9) .364 (4-for-11), 1 2B

ON-BASE BASE STREAK:

ON-BASE BASE STREAK: 3 Games (5/6 to 5/9) .364 (4-for-11), 2 HBP

- 2023: Began the season on the 7-Day Injured list (right elbow strain) ... activated 4/25 and came off the bench to play CF @ NAS, made first start 4/26 ... first 2 hits of the season were both doubles, 4/30 @ NAS.
- 2022: Played in 130 games for Omaha (AAA) and was named the Royals Triple-A Player of the Year but also appeared in six games with Kansas City over two separate stints with the Royals: May 26-30 and July 14-17 ... contract was selected by KC May 26 and made his major league debut that night in Minnesota ... reached base in 34 straight games between 7/26 and 9/2 ... set career highs in 2B (30), HR (28), RBI (85) and R (85) ... finished just two homers shy of a 30/30/30 season (HR/SB/2B).
- 2021: Spent the entire season with Northwest Arkansas (AA), his third consecutive year playing under Scott Thorman and third straight Minor League Championship ... led all Double-A hitters with 40 steals, tied for 13th in all of the Minors ... reached base in 41 of his last 47 games played and homered twice in the Double-A Central Championship Series.

HIT STREAK:

- 2023: Went 8-for-17 in series vs. Iowa (4/14-14), with 4 XBH and 7 RBI in 4 games ... a .315 (3-for-7) hitter when playing 3B, compared to .148 (4-for-27) at 2B ... last week vs. LOU led team with 9 H, 17 1B and 7 HR, 12 of 22 balls put in play last series were hit 90mph or harder.
- 2022: Began the season in NW Arkansas (AA) and reached in 76 of 88 games, had hits in 65 of 88 games ... tied club record with 3 doubles on 5/4 @ Springfield and had the first four-hit game of the season 7/15 @ Corpus Christi, went 4-for-5 with two doubles and career-best 11th HR of the year ... played at least 3 games at 5 positions with the Nationals (2B, 3B, SS, LF, CF) ... called up to Omaha on 8/9 and played 38 games for the Storm Chasers, slashed .216/.280/.359 (33-for-153) with 5 HR and 19 RBI.
- 2021: Spent his first pro season with Quad Cities (A+) and slashed .289/.374/.464 (103-for-356) across 90 games, named an MLB.com Organization All-Star at third base ... won the High-A East Central batting title with a .289 average ... hit for the cycle on 8/1, going 5-for-6 at the plate with a walk-off homer in the ninth to complete the cycle.

HIT STREAK: 6 Games (4/23 to 5/7) .350 (7-for-20), 4 2B, 2 HR

ON-BASE BASE STREAK:

ON-BASE BASE STREAK: 6 Games (4/23 to 5/7) .350 (7-for-20), 2 BB, 1 HBP

- 2023: Tied for a team-best 6 HR in 23 games played this season, with hits in first 7 games played, reached base in his first 11 games this season and 19 of 24 this year ... 0-for-1 on ABS challenges as a catcher ... 3rd two-HR game of career on 4/5 vs. Toledo ... leads team with 12 XBH (6 2B, 6 HR).
- 2022: Began the season in NW Arkansas (AA) and reached in 66 of 77 games, reached multiple times in 49 games ... assigned to Omaha (AAA) on 8/9 and finished season with Storm Chasers, appeared in 35 games (33 at 1B) and hit .301 (34-for-113) with 3 HR and 17 RBI ... combining numbers between Nationals and Chasers, ranked 3RD IN MLB IN ON-BASE PERCENTAGE (.442) ... combining his AA & AAA numbers was the Royals system leader in OBP (.442), 2nd in OPS (.918), 3rd in batting average (.301).
- 2021: Spent the season with Quad Cities (A+) and slashed .241/.368/.451 (62-for-257) in 77 games ... named a High-A Central post-season All-Star at catcher.
- MISC: Grew up down the street from Surprise Stadium, was a dabble for the AZL Royals the summer of 2011 while in high school, also caught bullpens for the team.

HIT STREAK:

- 2023: As a non-roster invitee, appeared in 12 Cactus League games for the Royals and slashed .227/.320/.455 (5-for-22) with 2 2B, 1 HR and 6 RBI ... hit his first professional grand slam in 5th inning on 4/1 @ IND ... 5 of his last 7 hits have been doubles, 7 of 10 hits this season are XBH ... leads team in average exit velo in May (.97.1 mph) 0-for-2 on ABS challenges as a catcher.
- 2022: Signed with Milwaukee in December 2021 and after beginning the year with Biloxi (AA), earned a mid-July promotion to Nashville AAA and ended the year with Omaha (AAA) ... across the three teams, slashed .264/.359/.575 (97-for-364) over 104 games, with 30 HR and 82 RBI ... 25 HR in the Brewers system led all hitters in the organization ... despite playing just 62 games with the Shuckers, named the Double-A Southern League's Most Valuable Player and the league's Postseason All-Star at catcher.
- 2014-2021 Over 7 Minor League seasons, played 472 games in the Washington Nationals organization and made his MLB debut with the Nationals in July 2021 ... in 2019, was named a Carolina League midseason All-Star and MLB Organizational All-Star for the Nationals ... named a Baseball America Rookie All-Star in 2014, playing for the GCL Nationals.

HIT STREAK: 6 Games (4/23 to 5/7) .350 (7-for-20), 4 2B, 2 HR

ON-BASE BASE STREAK:

ON-BASE BASE STREAK: 6 Games (4/23 to 5/7) .350 (7-for-20), 2 BB, 1 HBP

Ranked by MLB Pipeline as the No. 21 Royals prospect ... Ranked by Baseball America as the No. 24 Royals prospect

- 2023: Opened the Triple-A season with four (4) straight 2-hit games, has 12 multi-hit games in 30 games played this season & hits in 23 of 31 games ... has hit 1st in order in 30 of 31 games he's played (of Omaha's 32), a .327 hitter (17-for-52) with .435 OBP leading off innings ... 4th in the league with 16 steals and tied 9th with 38 hits ... stole 4 bases on 5/4 vs. LOU.
- 2022: Began the season in the Blue Jays organization with Buffalo (AAA) and appeared in 70 games before being acquired by Kansas City at the 2022 Trade Deadline with RHP Max Castillo in exchange for Whit Merrifield, but did not play the rest of the season due to a preexisting injury (left oblique strain) ... stole 9 bases in 21 games for the Surprise Saguaros in the Arizona Fall League after the conclusion of the Minor League season ... added to KC 40-man roster on 11/10/22 ... traded from CLF to TOR on 7/31/2017.

HIT STREAK:

- 2023: Did not appear in a Spring Training game for Kansas City, suffered a left oblique strain, announced February 21 ... opened the season on Kansas City's 10-day injured list (retroactive to March 27), sent to Omaha on rehab on 5/9 and went 0-for-4 in season debut on 5/9 @ SWB.
- 2022: Opened the season on the Injured List, and made a brief rehab stint with Rome (A+) before joining Gwinnett (AAA) on 5/3 ... traded with 2 players to KC from Atlanta on 7/11, Omaha ... in 52 games in the Braves system, recorded 17XBH ... in 63 games after being traded to the Royals, he recorded 26 XBH, including Major League and minor league totals (31 games in Omaha) ... made his MLB debut on 8/22 and spent the rest of the season with Kansas City, hitting .240 (23-for-96) in 32 games, 10 of 23 hits were XBH.
- 2021: Played 108 games for Gwinnett (AAA) and in recorded a career-best 28 steals for the Strippers and was selected to the SiriusXM All-Star Futures Game.
- 2019: Named the Southern League Most Valuable Player and won the batting title (.319) with Mississippi (AA), also a midseason and postseason All-Star ... selected to USA Baseball's Premier12 roster, appeared in all 8 games (3 starts) in the Olympic Qualifying event.

HIT STREAK:

ON-BASE BASE STREAK:

ON-BASE BASE STREAK:

CAREER HIGHS

H	3	(17x) Last: 4/8/23 vs. Toledo
R	4	8/17/22 vs. San Antonio
HR	2	(5x) Last: 8/11/22 @ Arkansas
RBI	6	(2x) Last: 8/5/22 vs. Tulsa
BB	3	(2x) Last: 7/2/18 vs. Bristol
SB	2	(2x) Last: 5/26/22 @ Pensacola
H	5	(2x) Last: 9/15/22 @ Columbus
R	3	(11x) Last: 9/15/22 @ Columbus
HR	2	5/23/19 @ Amarillo
RBI	4	(4x) Last: 9/15/22 @ Columbus
BB	3	(3x) Last: 8/29/21 @ Iowa
SB	3	(2x) Last: 4/23/23 vs. Gwinnett
H	3	(17x) Last: 3/31/23 @ Indianapolis
R	3	(5x) Last: 9/2/22 @ Tulsa
HR	2	8/10/21 vs. Beloit
RBI	5	6/24/21 @ Beloit
BB	3	(3x) Last: 9/3/22 @ Tulsa
SB	3	7/9/22 vs. Tulsa
H	4	(5x) Last: 8/18/17 vs. Asheville
R	4	6/26/16 @ Grand Junction
HR	2	7/19/19 @ Amarillo
RBI	5	7/17/22 @ Rochester
BB	3	(4x) Last: 8/2/17 vs. West Virginia
SB	2	7/13/16 vs. Helena
H	6	6/23/19 vs. Billings
R	4	9/3/19 vs. Missoula
HR	2	6/26/22 vs. Columbus
RBI	4	(3x) Last: 6/28/22 @ St. Paul
BB	3	5/7/22 vs. Columbus
SB	3	(2x) Last: 8/8/21 @ Arkansas
H	4	7/6/22 vs. Tulsa
R	4	(2x) Last: 7/17/22 @ Corpus Christi
HR	2	(2x) Last: 6/29/22 @ Amarillo
RBI	6	6/2/21 vs. Beloit
BB	3	(6x) Last: 4/20/23 vs. Gwinnett
SB	1	(16x) Last: 4/14/23 @ Iowa
H	4	(4x) Last: 5/25/22 @ Louisville
R	4	8/21/19 vs. Salem
HR	3	8/22/19 vs. Salem
RBI	5	(2x) Last: 8/24/21 vs. Springfield
BB	3	(3x) Last: 6/20/19 vs. Frederick
SB	3	(5x) Last: 4/22/22 @ Memphis
H	5	8/1/21 vs. South Bend
R	4	(2x) Last: 7/15/22 @ Corpus Christi
HR	1	(29x) Last: 4/6/23 vs. Toledo
RBI	5	4/22/22 @ Frisco
BB	3	(4x) Last: 8/5/22 vs. Tulsa
SB	2	(2x) Last: 6/10/22 @ St. Paul
H	4	8/6/19 @ Johnson City
R	3	(4x) Last: 8/1/21 vs. South Bend
HR	2	(3x) Last: 4/5/23 vs. Toledo
RBI	4	(2x) Last: 10/6/21 vs. Beloit
BB	3	(5x) Last: 4/14/23 @ Iowa
SB	1	8/10/21 vs. Beloit
H	3	(19x) Last: 4/1/23 @ Indianapolis
R	3	(8x) Last: 5/29/22 vs. Montgomery
HR	2	(7x) Last: 7/8/22 @ Montgomery
RBI	5	(4x) Last: 4/1/23 @ Indianapolis
BB	3	(4x) Last: 5/29/22 vs. Montgomery
SB	1	(24x) Last: 4/27/23 @ Nashville
H	4	(4x) Last: 6/15/22 @ Lehigh Valley
R	4	6/8/21 @ Portland
HR	2	(4x) Last: 6/21/22 vs. St. Paul
RBI	5	(2x) Last: 6/21/22 vs. St. Paul
BB	4	4/16/22 @ Rochester
SB	4	(2x) Last: 5/4/23 vs. Louisville
H	4	(9x) Last: 6/7/22 @ Jacksonville
R	4	7/8/17 @ GCL Twins
HR	2	(2x) Last: 7/30/22 @ Syracuse
RBI	4	(3x) Last: 10/3/2022 @ CLEVELAND
BB	3	8/4/21 vs. Charlotte
SB	3	7/27/22 @ Syracuse

So Nice, They Did It Twice (Or More)		Multi-Hit Games				Multi-Run Games				Multi-RBI Games				Multi-BB Games				Multi-K Games				Multi-SB Games									
		2	3	4	5+	T	2	3	4	5+	T	2	3	4	5+	T	2	3	4	5+	T	2	3	4	5+	T					
19	Alexander, CJ	3	2	-	-	5	2	1	-	-	3	2	-	-	-	2	-	-	-	-	-	8	1	-	-	9	-	-	-	-	-
16	Blanco, Dairon	4	2	-	-	6	3	-	-	-	3	1	-	-	-	1	3	-	-	-	3	2	2	-	-	4	1	1	-	-	2
3	Bradley, Tucker	2	2	-	-	4	2	1	-	-	3	2	1	-	-	3	3	-	-	-	3	1	-	-	-	1	2	-	-	-	2
17	Castellano, Angelo	2	-	-	-	2	3	-	-	-	3	3	-	-	-	3	1	-	-	-	1	2	1	-	-	3	-	-	-	-	-
6	Dungan, Clay	-	-	-	-	-	-	-	-	-	-	-	-	-	-	-	-	-	-	-	-	-	-	-	-	-	-	-	-	-	-
	Eaton, Nate	3	-	-	-	3	-	1	-	-	1	1	-	-	-	1	-	-	-	-	-	2	-	-	-	2	1	-	-	-	1
	Fermin, Freddy	1	1	1	-	3	3	1	-	-	4	2	1	-	-	1	4	2	1	-	-	3	2	-	-	-	2	-	-	-	-
	Garcia, Maikel	4	1	-	-	5	2	-	-	-	2	2	2	-	-	4	3	1	-	-	4	2	1	-	-	3	-	-	-	-	-
28	Gentry, Tyler	6	-	-	-	6	2	1	-	-	3	1	2	-	-	3	2	1	-	-	3	3	3	-	-	6	-	-	-	-	-
18	Hicklen, Brewer	1	-	-	-	1	1	-	-	-	1	1	-	-	-	1	1	-	-	-	1	3	-	-	-	3	-	-	-	-	-
13	Loftin, Nick	7	2	-	-	9	2	-	-	-	2	-	4	1	-	5	-	-	-	-	-	3	-	-	-	3	-	-	-	-	-
14	Porter, Logan	4	2	-	-	6	3	-	-	-	3	3	-	-	-	3	1	1	-	-	2	7	3	-	-	10	-	-	-	-	-
	Pratto, Nick	-	1	-	-	1	1	-	-	-	1	2	-	-	-	2	3	-	-	-	3	2	1	-	-	3	-	-	-	-	-
25	Reetz, Jakson	1	1	-	-	2	-	-	-	-	-	1	-	-	-	1	2	1	-	-	1	2	2	-	-	4	-	-	-	-	-
	Reyes, Franmil	1	-	-	-	1	1	-	-	-	1	1	-	-	-	1	-	-	-	-	-	1	1	-	-	2	-	-	-	-	-
0	Taylor, Samad	11	2	-	-	13	5	1	-	-	6	3	2	-	-	5	3	-	-	-	3	7	-	-	-	7	1	1	1	-	3
8	Waters, Drew	-	-	-	-	-	-	-	-	-	-	-	-	-	-	-	-	-	-	-	-	-	-	-	-	-	-	-	-	-	-
		50	16	1	0	67	30	6	0	0	36	25	12	1	2	40	23	4	0	0	27	46	15	0	0	61	5	2	1	0	8

		HITTING STREAKS										ON-BASE STREAKS											
PLAYER	CURRENT	LONGEST	DATES/RESULTS									CURRENT	LONGEST	DATES/RESULTS									
			START	END	AVG	2B	3B	HR	RBI	OPS	START			END	AVG	2B	HR	BB	HBP	OBP			
19 Alexander, CJ	-	5	4/29	5/6	.278 (5-18)	1	0	0	3	.611	-	5 (3x)	4/29	5/6	.278 (5-18)	1	0	0	0	.278			
16 Blanco, Dairon	3	5	4/9	4/19	.353 (6-17)	3	0	0	0	1.005	5	5 (4x)	4/30	5/7	.400 (6-15)	1	0	5	1	.571			
3 Bradley, Tucker	-	3	4/6	4/8	.500 (4-8)	0	1	0	0	1.417	-	5	4/6	4/12	.364 (8-22)	3	3	1	0	.391			
17 Castellano, Angelo	2	3 (2x)	4/14	4/19	.375 (3-8)	1	0	0	1	.833	7	9	4/1	4/19	.320 (8-25)	2	6	0	0	.438			
6 Dungan, Clay	-	-	-	-	-	-	-	-	-	-	2	2	5/5	5/9	.200 (1-5)	0	1	1	0	.333			
28 Gentry, Tyler	3	5	4/5	4/9	.350 (7-20)	1	0	1	6	.967	3	9 (2x)	4/12	4/23	.167 (5-30)	1	1	9	2	.390			
18 Hicklen, Brewer	-	2	5/3	5/4	.222 (2-9)	0	0	0	3	.444	-	6	4/30	5/7	.190 (4-21)	2	0	5	0	.346			
13 Loftin, Nick	-	6	4/5	4/14	.417 (10-24)	2	0	3	8	1.298	-	6	4/5	4/14	.417 (10-24)	2	3	1	0	.423			
14 Porter, Logan	-	7	4/1	4/12	.370 (10-27)	2	0	4	7	1.268	-	11	4/1	4/20	.333 (13-39)	4	5	6	0	.413			
25 Reetz, Jakson	6	6	4/23	5/7	.350 (7-20)	4	0	2	4	1.285	6	6	4/23	5/7	.350 (7-20)	4	2	2	1	.435			
0 Taylor, Samad	-	6	4/7	4/13	.345 (10-29)	3	0	1	7	.897	-	14	4/7	4/26	.328 (19-58)	4	1	6	1	.400			
8 Waters, Drew	-	-	-	-	-	-	-	-	-	-	-	-	-	-	-	-	-	-	-	-			

BOLD indicates longest streak in 2023 among active players

Italics indicates longest personal streak is active

PITCHES/PLATE APPEARANCE & PLATE APPEARANCE DEPTH									PINCH-HITTING LOG (5)					
PLAYER	AVG. P/PA	TOTAL PA	TOTAL P	LONGEST PA (#)	DATE	INN.	PITCHER	RESULT	#	DATE	INNING	PINCH HITTER	HITTING FOR	RESULT
19 Alexander, CJ	3.90	93	363	8 (2x)	4/26 @ NAS	▲ 5	Caleb Boushley	Popout (P4)	1.	4/5 vs. Toledo	▼ 9	CJ Alexander	Angelo Castellano	Fielder's Choice (4-6)
16 Blanco, Dairon	3.75	99	371	10	5/2 vs. LOU	▼ 7	Ricky Karcher	Walk	2.	4/14 @ Iowa	▲ 8	Tucker Bradley	Angelo Castellano	2-RBI Double
3 Bradley, Tucker	3.89	71	276	10	4/29 @ NAS	▲ 3	Robert Stock	Groundout (4-3)	3.	4/18 vs. Gwinnett	▼ 9	Tucker Bradley	Angelo Castellano	Strikeout Looking
17 Castellano, Angelo	4.18	80	334	10	4/18 vs. GWN	▼ 3	Michael Soroka	Strikeout Swinging	4.	4/29 @ Nashville	▲ 8	Logan Porter	CJ Alexander	Strikeout Swinging
6 Dungan, Clay	4.33	6	26	9	5/5 vs. LOU	▼ 2	Brandon Williamson	Flyout (F7)	5.	5/7 vs. Louisville	▼ 9	CJ Alexander	Angelo Castellano	Groundout (4-3)
Eaton, Nate	4.30	27	116	10	4/29 @ NAS	▲ 7	Pedro Fernandez	Flyout (F9)	6.					
Fermin, Freddy	3.84	58	223	8	4/20 vs. GWN	▼ 5	Grant Holmes	RBI Walk	7.					
Garcia, Maikel	4.39	112	492	10	4/12 @ IOW	▲ 3	Riley Thompson	Strikeout Swinging	8.					
28 Gentry, Tyler	4.29	143	614	9	5/5 vs. LOU	▼ 7	Hunter Strickland	Flyout (F8)	9.					
18 Hicklen, Brewer	3.84	37	142	7 (2x)	5/5 vs. LOU	▼ 4	Brandon Williamson	Groundout (5-3)	10.					
13 Loftin, Nick	3.27	121	396	8 (2x)	4/14 @ IOW	▲ 8	Manuel Rodriguez	Groundout (3-1)	11.					
14 Porter, Logan	4.32	96	415	8 (4x)	5/7 vs. LOU	▼ 2	Andrew Abbott	Strikeout Swinging	12.					
Pratto, Nick	4.39	80	351	8 (5x)	4/23 vs. GWN	▼ 3	Nick Margevicius	Single	13.					
25 Reetz, Jakson	4.07	45	183	13	4/21 vs. GWN	▼ 2	Allan Winans	Strikeout Swinging	14.					
Reyes, Franmil	4.22	18	76	9	5/7 vs. LOU	▼ 2	Andrew Abbott	2-Run Homer	15.					
0 Taylor, Samad	3.84	151	580	9	4/25 @ NAS	▲ 1	Robert Gasser	Strikeout Looking						
8 Waters, Drew	2.25	4	9	4	5/9 @ SWB	▲ 6	Mitch Spence	Strikeout Swinging						
	4.00	1,241	4,967											

Omaha Pinch Hitters: 1-for-5, 2B, 2 RBI

Most-Used Pinch Hitter: CJ Alexander & Tucker Bradley (2x)

Most Frequently Pinch-Hit For: Angelo Castellano (4x)

 Omaha Pinch Hitters: 1-for-5, 2B, 2 RBI
 Most-Used Pinch Hitter: CJ Alexander & Tucker Bradley (2x)
 Most Frequently Pinch-Hit For: Angelo Castellano (4x)

PITCH TIMER VIOLATIONS CALLED ON OMAHA HITTERS (1)

DATE	INNING	UMPIRE	HITTER	COUNT AT CALL	BATTER RESULT (COUNT)
1. 4/12 @ Iowa	▲ 9	Tom Hanahan	Samad Taylor (1)	0-1	Single (0-2)
2.					
3.					
4.					
5.					
6.					
7.					

HR #	PLAYER (SEASON #)	GM # - DATE	OPPONENT	PITCHER	PITCH TYPE	DIRECTION	ON BASE	INNING	OUTS	COUNT	SCORE	FINAL	DISTANCE	EXIT VELO	LAUNCH ANGLE
1.	Logan Porter (1)	2 – April 1	@ Indianapolis	Caleb Smith (L)	4-seam FB	LF	0	▲ 4	1	2-2	3-0	W, 12-1	417 ft	106.6 mph	32°
2.	Jakson Reetz (1)	2 – April 1	@ Indianapolis	Caleb Smith (L)	Slider	LF	3	▲ 5	2	2-1	8-0	W, 12-1	408 ft	103.9 mph	25°
3.	Dairon Blanco (1)	3 – April 2	@ Indianapolis	Mike Burrows	4-seam FB	LCF	0	▲ 5	2	3-2	1-3	W, 8-3	411 ft	105.2 mph	23°
4.	Samad Taylor (1)	3 – April 2	@ Indianapolis	J.C. Flowers	4-seam FB	LF	0	▲ 8	0	1-1	2-3	W, 8-3	334 ft	104.5 mph	22°
5.	Nick Loftin (1)	3 – April 2	@ Indianapolis	Daniel Zamora (L)	4-seam FB	LF	2	▲ 8	1	1-2	5-3	W, 8-3	362 ft	97.2 mph	29°
6.	Maikel Garcia (1)	4 – April 4	vs. Toledo	Alex Faedo	4-seam FB	RF	0	▼ 1	1	2-1	1-0	L, 9-2	349 ft	94.3 mph	35°
7.	Tyler Gentry (1)	5 – April 5	vs. Toledo	Tyler Holton (L)	Cutter	CF	2	▼ 6	0	2-0	3-1	L, 7-6	417 ft	106.5 mph	27°
8.	Logan Porter (2)	5 – April 5	vs. Toledo	Tyler Holton (L)	Slider	CF	0	▼ 6	0	3-1	4-1	L, 7-6	346 ft	103.3 mph	37°
9.	Logan Porter (3)	5 – April 5	vs. Toledo	Matt Wisler	4-seam FB	RCF	0	▼ 8	0	2-2	5-6	L, 7-6	364 ft	94.7 mph	34°
10.	Nick Loftin (2)	6 – April 6	vs. Toledo	Brenan Haniffee	Slider	LCF	0	▼ 2	0	2-2	1-1	L, 8-5	401 ft	101.8 mph	32°
11.	CJ Alexander (1)	6 – April 6	vs. Toledo	Brenan Haniffee	Sinker	CF	0	▼ 4	1	2-2	3-6	L, 8-5	409 ft	101.1 mph	35°
12.	Logan Porter (4)	7 – April 7	vs. Toledo	Reese Olson	4-seam FB	LF	0	▼ 3	0	3-2	5-2	W, 9-4	395 ft	104.3 mph	45°
13.	Freddy Fermin (1)	8 – April 8	vs. Toledo	Will Vest	Slider	CF	3	▼ 3	2	0-0	6-1	W, 13-8	401 ft	102.1 mph	42°
14.	Angelo Castellano (1)	8 – April 8	vs. Toledo	Will Vest	4-seam FB	LCF	1	▼ 4	0	2-0	8-1	W, 13-8	401 ft	102.8 mph	33°
15.	Freddy Fermin (2)	8 – April 8	vs. Toledo	Ashton Goudeau	Changeup	CF	1	▼ 5	0	1-1	10-1	W, 13-8	428 ft	105.9 mph	28°
16.	CJ Alexander (2)	8 – April 8	vs. Toledo	Ashton Goudeau	Changeup	LF	0	▼ 7	0	1-0	11-8	W, 13-8	351 ft	92.4 mph	43°
17.	Angelo Castellano (2)	9 – April 9	vs. Toledo	Alex Faedo	4-seam FB	LF	0	▼ 3	1	0-0	1-0	L, 8-2	373 ft	98.0 mph	25°
18.	Samad Taylor (2)	10 – April 11	@ Iowa	Roenis Elias (L)	4-seam FB	CF	2	▲ 5	2	0-2	3-9	L, 9-6	405 ft	100.9 mph	25°
19.	Freddy Fermin (3)	10 – April 11	@ Iowa	Brandon Hughes (L)	4-seam FB	LF	1	▲ 6	2	0-1	6-9	L, 9-6	398 ft	100.3 mph	33°
20.	CJ Alexander (3)	11 – April 12	@ Iowa	Riley Thompson	Changeup	RF	0	▲ 2	0	1-0	2-1	W, 10-6	394 ft	104.3 mph	24°
21.	Tyler Gentry (2)	11 – April 12	@ Iowa	Riley Thompson	Slider	LF	0	▲ 3	2	1-2	3-1	W, 10-6	393 ft	103.3 mph	26°
22.	Tucker Bradley (1)	11 – April 12	@ Iowa	Rowan Wick	4-seam FB	RCF	1	▲ 6	2	1-1	7-3	W, 10-6	392 ft	98.2 mph	29°
23.	Nick Loftin (3)	11 – April 12	@ Iowa	Anthony Kay (L)	Slider	CF	0	▲ 8	0	2-1	8-6	W, 10-6	420 ft	104.3 mph	28°
24.	Nick Loftin (4)	12 – April 13	@ Iowa	Nick Neidert	4-seam FB	LF	0	▲ 4	2	3-2	1-11	L, 14-1	370 ft	100.4 mph	38°
25.	Nick Pratto (1)	15 – April 19	vs. Gwinnett	Beau Burrows	Slider	CF	0	▼ 2	0	1-2	1-1	L, 6-2	399 ft	100.2 mph	26°
26.	Logan Porter (5)	15 – April 19	vs. Gwinnett	Beau Burrows	Slider	LF	0	▼ 4	1	1-2	2-3	L, 6-2	350 ft	94.9 mph	50°
27.	CJ Alexander (4)	17 – April 21	vs. Gwinnett	Allan Winans	Changeup	RF	0	▼ 2	2	0-0	1-1	L, 7-3	395 ft	96.2 mph	37°
28.	Nick Pratto (2)	18 – April 22	vs. Gwinnett	Dylan Dodd (L)	Changeup	RF	1	▼ 1	2	3-1	2-0	L, 5-2	350 ft	88.4 mph	39°
29.	Nate Eaton (1)	22 – April 27	@ Nashville	Janson Junk	Sweeper	LF	0	▲ 2	2	2-2	1-0	W, 2-1	403 ft	103.0 mph	32°
30.	Freddy Fermin (4)	24 – April 29	@ Nashville	Robert Stock	4-seam FB	RCF	2	▲ 1	1	3-1	4-0	L, 6-5 (10)	381 ft	104.3 mph	23°
31.	Tyler Gentry (3)	25 – April 30	@ Nashville	Robert Gasser (L)	4-seam FB	LF	1	▲ 3	2	1-0	2-1	W, 10-6	391 ft	100.6 mph	33°
32.	Logan Porter (6)	25 – April 30	@ Nashville	Robert Gasser (L)	Slider	LF	0	▲ 4	0	2-1	3-1	W, 10-6	389 ft	102.3 mph	29°
33.	Freddy Fermin (5)	25 – April 30	@ Nashville	Robert Gasser (L)	Changeup	LF	0	▲ 5	1	2-0	5-1	W, 10-6	368 ft	94.8 mph	35°
34.	Nick Loftin (5)	28 – May 4	vs. Louisville	Silvino Bracho	Slider	LF	0	▼ 7	0	0-0	8-11	L, 12-10	365 ft	101.1 mph	19°
35.	Jakson Reetz (2)	29 – May 5	vs. Louisville	Brandon Williamson (L)	4-seam FB	LF	1	▼ 2	1	0-0	2-1	W, 6-2	346 ft	100.2 mph	27°
36.	Nick Loftin (6)	29 – May 5	vs. Louisville	Brandon Williamson (L)	Slider	CF	0	▼ 6	0	0-0	3-1	W, 6-2	395 ft	105.6 mph	24°
37.	Angelo Castellano (3)	30 – May 6	vs. Louisville	Ryan Nutof	Curveball	LF	1	▼ 7	2	2-2	8-8	W, 11-9	376 ft	95.2 mph	29°
38.	Jakson Reetz (3)	31 – May 7	vs. Louisville	Andrew Abbott (L)	Changeup	LF	0	▼ 4	1	2-0	1-0	L, 4-3	426 ft	104.4 mph	32°
39.	Franmil Reyes (1)	31 – May 7	vs. Louisville	Andrew Abbott (L)	Curveball	LCF	1	▼ 5	2	3-2	3-0	L, 4-3	389 ft	100.8 mph	29°
40.	Clay Dungan (1)	32 – May 9	@ Scranton/WB	Mitch Spence	4-seam FB	RCF	0	▲ 3	0	1-00	2-2	L, 14-2	388 ft	104.0 mph	28°

HOME RUN BREAKDOWN

						OUTS			RUNNERS ON				TIED		GO		DIRECTION					BESTS		LAST					
PLAYER	2023 TOTAL	HOME	ROAD	RHP	LHP	0	1	2	0	1	2	3	GAME	AHEAD	LF	LCF	CF	RCF	RF	FT	MPH	DATE	OPPONENT	PITCHER	KIND	INN	PA	SINCE	
Nick Loftin	6	3	3	3	3	4	1	1	5	-	1	-	1	1	3	1	2	-	-	420	105.6	5/5	vs. Louisville	B. Williamson	Solo	▼ 6	13		
Logan Porter	6	4	2	3	3	4	2	-	6	-	-	-	-	-	5	-	-	1	-	417	106.6	4/30	@ Nashville	R. Gasser	Solo	▲ 4	33		
Freddy Fermin	5	2	3	3	2	1	2	2	1	2	1	1	-	-	2	-	2	1	-	428	105.9	4/30	@ Nashville	R. Gasser	Solo	▲ 5	2		
CJ Alexander	4	3	1	4	-	2	1	1	4	-	-	-	1	1	1	-	1	-	2	409	104.3	4/21	vs. Gwinnett	A. Winans	Solo	▼ 2	42		
Jakson Reetz	3	2	1	-	3	-	2	1	1	1	-	1	-	2	3	-	-	-	-	426	104.4	5/7	vs. Louisville	A. Abbott	Solo	▼ 4	2		
Angelo Castellano	3	3	-	3	-	1	1	1	1	2	-	-	1	1	2	1	-	-	-	401	102.8	5/6	vs. Louisville	R. Nutof	2-Run	▼ 7	3		
Tyler Gentry	3	1	2	1	2	1	-	2	1	1	1	-	-	2	2	-	1	-	-	417	106.5	4/30	@ Nashville	R. Gasser	2-Run	▲ 3	34		
Nick Pratto	2	2	-	1	1	1	-	1	1	1	-	-	1	1	-	-	1	-	1	399	100.2	4/22	vs. Gwinnett	D. Dodd	2-Run	▼ 1	19		
Samad Taylor	2	-	2	1	1	1	-	1	1	-	1	-	-	-	1	-	1	-	-	405	104.5	4/11	@ Iowa	R. Elías	3-Run	▲ 5	99		
Clay Dungan	1	-	1	1	-	1	-	-	1	-	-	-	1	-	-	-	-	1	-	388	104.0	5/9	@ Scranton/WB	M. Spence	Solo	▲ 3	2		
Franmil Reyes	1	1	-	-	1	-	-	1	-	1	-	-	-	-	-	1	-	-	-	389	100.8	5/7	vs. Louisville	A. Abbott	2-Run	▼ 5	1		
Nate Eaton	1	-	1	1	-	-	-	1	1	-	-	-	-	1	1	-	-	-	-	403	103	4/27	@ Nashville	J. Junk	Solo	▲ 2	26		
Tucker Bradley	1	-	1	1	-	-	-	1	-	1	-	-	-	-	-	-	-	1	-	392	98.2	4/12	@ Iowa	R. Wick	2-Run	▲ 6	40		
Maikel Garcia	1	1	-	1	-	-	1	-	1	-	-	-	-	1	-	-	-	-	1	349	94.3	4/4	vs. Toledo	A. Faedo	Solo	▼ 1	94		
Dairon Blanco	1	-	1	1	-	-	-	1	1	-	-	-	-	-	-	1	-	-	-	411	105.2	4/2	@ Indianapolis	M. Burrows	Solo	▲ 5	87		
												</																	

INNING DISTRIBUTION

1st Inning	2nd Inning	3rd Inning	4th Inning	5th Inning	6th Inning	7th Inning	8th Inning	9th Inning	10th Inning	11th Inning
3	6	6	7	6	5	3	4	-	-	-

NOTABLE STORM CHASERS HOME RUNS

BACK-TO-BACK HOMERS (1)		2-HOMER GAMES (2)		3-HOMER GAMES (0)		GRAND SLAMS (2)	
PLAYERS	DATE/OPPONENT (INN.)	PLAYER (CAREER NO.)	DATE/OPPONENT	PLAYER (CAREER NO.)	DATE/OPPONENT	PLAYER (CAREER NO.)	DATE/OPPONENT (INN.)
Tyler Gentry & Logan Porter	4/5 vs. Toledo (6th)	Logan Porter (3rd)	4/5 vs. Toledo			Jakson Reetz (1st)	4/1 @ Indianapolis (5th)
		Freddy Fermin (4th)	4/8 vs. Toledo			Freddy Fermin (3rd)	4/8 vs. Toledo (3rd)

LEADOFF HOMERS (0)		INSIDE-THE PARK HOMERS (0)		PINCH-HIT HOMERS (0)		WALK-OFF HOMERS (0)	
PLAYER (CAREER NO.)	DATE/OPPONENT	PLAYER (CAREER NO.)	DATE/OPPONENT (INN.)	PLAYER (CAREER NO.)	DATE/OPPONENT (INN.)	PLAYER	DATE/OPPONENT

HOME RUN SITUATION	# OF	DATE OF LAST	BATTER ('23 HR #)	PITCHER	COUNT	RUNNERS ON	OUTS	INNING	SCORE @ HR	FINAL
GO-AHEAD HOME RUN	10	May 7 vs. Louisville	Jakson Reetz (3)	Andrew Abbott	2-0	0	1	▼ 4	1-0	L, 4-3
GAME-TYING HOME RUN	5	May 9 @ Scranton/WB	Clay Dungan (1)	Mitch Spence	1-0	0	0	▲ 3	1-1	L, 14-2

NOTABLE OPPOSING HOME RUNS

BACK-TO-BACK HOMERS (1)		2-HOMER GAMES (0)		3-HOMER GAMES (1)		GRAND SLAMS (2)	
PLAYERS	DATE/OPPONENT (INN.)	PLAYER (CAREER NO.)	DATE/OPPONENT	PLAYER (CAREER NO.)	DATE/OPPONENT	PLAYER	DATE/OPPONENT (INN.)
Encarnacion-Strand & Benson	5/4 vs Louisville (1st)			Christian Encarnacion-Strand (1)	5/4 vs. Louisville	Andy Ibáñez Andrés Chaparro	April 6 vs. Toledo (3rd) May 9 @ Scranton/WB (7th)

LEADOFF HOMERS (4)		INSIDE-THE PARK HOMERS (0)		PINCH-HIT HOMERS (0)		WALK-OFF HOMERS (0)	
PLAYER	DATE/OPPONENT	PLAYER	DATE/OPPONENT (INN.)	PLAYER	DATE/OPPONENT (INN.)	PLAYER	DATE/OPPONENT
Christopher Morel	4/14 @ Iowa						
Forrest Wall	4/19 vs. Gwinnett						
Michael Siani	5/3 vs. Louisville						
Michael Siani	5/5 vs. Louisville						

AFTER-INNING RECORDS

LEADING TRAILING TIED

AFTER 1 INNINGS	1 - 4	4 - 8	7 - 8
AFTER 2 INNINGS	4 - 5	6 - 7	2 - 8
AFTER 3 INNINGS	7 - 5	3 - 10	2 - 5
AFTER 4 INNINGS	8 - 3	3 - 14	1 - 3
AFTER 5 INNINGS	8 - 3	4 - 15	0 - 2
AFTER 6 INNINGS	8 - 4	4 - 16	0 - 0
AFTER 7 INNINGS	7 - 4	4 - 15	1 - 1
AFTER 8 INNINGS	10 - 0	2 - 18	0 - 2

STORM CHASERS BIG INNINGS

DATE INNING RUNS

1.	April 2 @ Indianapolis	8th	7
2.	April 8 vs. Toledo	3rd	6
3.			
4.			
5.			
6.			
7.			
8.			

SCORE BY INNINGS

	1	2	3	4	5	6	7	8	9	10	11+	TOTAL
Omaha	18	14	19	15	29	19	16	24	18	0	0	172
Opponents	31	24	27	17	18	35	20	29	11	1	0	213
Difference	-13	-10	-8	-2	11	-16	-4	-5	7	-1	0	-41

SCORE BY INNINGS V. SCRANTON/WB	1	2	3	4	5	6	7	8	9	10	11+	TOTAL
Omaha	0	1	1	0	0	0	0	0	0	0	0	2
Scranton/WB	1	1	3	3	1	1	4	0	0	0	0	14
vs. Scranton/WB Difference	-1	0	-2	-3	-1	-1	-4	0	0	0	0	-12

MULTI-RUN INNINGS

	2	3	4	5	6	7	8	9	10+	TOTAL
Storm Chasers	17	11	7	2	1	1	-	-	-	39
Opponents	23	18	6	3	3	-	-	-	-	53

RECORD BY RUNS SCORED/ALLOWED

RUNS	0	1	2	3	4	5	6	7	8	9	10	11	12	13+
SCORED	0 - 1	0 - 2	1 - 5	0 - 5	0 - 2	1 - 2	1 - 2	0 - 0	2 - 0	1 - 0	2 - 1	2 - 0	1 - 0	1 - 0
ALLOWED	0 - 0	1 - 0	1 - 0	2 - 0	1 - 3	0 - 2	3 - 2	0 - 3	2 - 3	1 - 3	0 - 1	0 - 0	0 - 1	0 - 2

RECORD BY MARGIN OF VICTORY/DEFEAT

1 Run	2 Runs	3 Runs	4 Runs	5 Runs	6 Runs	7 Runs	8 Runs	9 Runs	10+ Runs
1 - 4	3 - 1	1 - 5	3 - 2	3 - 2	0 - 3	0 - 1	0 - 0	0 - 0	1 - 2

2023 STORM CHASERS MONTH BY MONTH

HITTING

MONTH	AVG	G	AB	R	H	TB	2B	3B	HR	RBI	BB	IBB	SO	SB	CS	OBP	SLG	OPS	SAC	SF	HBP	GIDP	LOB
MARCH	.300	1	40	8	12	16	2	1	0	8	9	0	12	5	0	.429	.400	.829	0	0	0	0	14
APRIL	.250	24	799	124	200	352	49	2	33	118	99	0	204	38	8	.337	.441	.778	1	11	11	24	156
MAY	.239	7	234	40	56	92	11	2	7	36	24	0	53	13	2	.323	.393	.716	1	2	6	5	44
JUNE																							
JULY																							
AUGUST																							
SEPTEMBER																							
TOTAL	.250	32	1073	172	268	460	62	5	40	162	132	0	269	56	10	.338	.429	.767	2	13	17	29	214

PITCHING

MONTH	W	L	ERA	G	GS	CG	SHO	GF	HLD	SV	SVO	IP	H	R	ER	HR	HB	BB	SO	WP	BK	WHIP	AVG
MARCH	1	0	6.00	1	1	0	0	1	0	1	1	9.0	11	6	6	1	1	2	7	0	1	1.44	.297
APRIL	9	15	5.65	24	24	0	0	24	11	3	7	212.0	238	149	133	30	17	104	198	16	2	1.61	.284
MAY	2	5	7.84	7	7	0	0	7	3	2	3	62.0	82	58	54	18	4	31	59	5	1	1.82	.325
JUNE																							
JULY																							
AUGUST																							
SEPTEMBER																							
TOTAL	12	20	6.14	32	32	0	0	32	14	6	11	283.0	331	213	193	49	22	137	264	21	4	1.65	.294

2023 WALK-OFF TRACKER (0 FOR, 2 AGAINST)

GAME #	DATE	OPPONENT	FINAL (INN.)	PLAYER	WINNING RUN	PITCHER	HOW	OUTS	COUNT
23	April 28	@ Nashville	L, 4-3 (9)	Brian Navarreto	Skye Bolt	Josh Dye	Throwing error by 3B Maikel Garcia	2	1-0
24	April 29	@ Nashville	L, 6-5 (10)	Keston Hiura	Eddy Alvarez	Evan Sisk	Infield single to SS Angelo Castellano	1	2-1

Bold Indicates Omaha Walk-Off Win

2023 STORM CHASERS EJECTIONS (3)

DATE	INNING	WHO (POSITION) / # IN 2023	WHY	UMPIRE (POSITION)
April 21 vs. Gwinnett	▼ 6	Mike Jirschele (Manager) / 1st	Balls/Strikes	Takahito Matsuda (Home Plate)
April 21 vs. Gwinnett	▲ 7	Dane Johnson (Pitching Coach) / 1st	Balk	Takahito Matsuda (Home Plate)
April 21 vs. Gwinnett	▼ 8	CJ Alexander (Designated Hitter) / 1st	Balls/Strikes	Takahito Matsuda (Home Plate)

PITCHING

vs. Left-Handed Starter	4-7
vs. Right-Handed Starter	8-13
WITH Left-Handed Starter	5-7
WITH Right-Handed Starter	7-13

0-4 strikeouts	0-1
5-9 strikeouts	8-13
10+ strikeouts	4-6

0 runs of support	0-7
1-4 runs of support	9-11
5-9 runs of support	3-2
10+ runs of support	

SCORING

1-Run Games	1-4
2-Run Games	3-1
3-4-Run Games	4-7
5+ Run Games	4-8

Extra Innings	0-1
Shutouts	0-1
Doubleheaders	

Scoring 0-2 Runs	1-8
3-5 Runs	1-9
6-9 Runs	4-2
10+ Runs	6-1

Opponent 0-2 Runs	3-0
3-5 Runs	3-5
6-9 Runs	6-11
10+ Runs	0-4

Scored in 1st Inning	3-6
Opponent scored in 1st	7-11
Scores first	4-7
Opponent scores first	8-13

HITTING

Omaha 0-5 hits	1-6
6-9 hits	1-11
10+ hits	10-3

Opponent 0-5 hits	1-0
6-9 hits	6-4
10+ hits	5-16

Out-hit opponent	8-3
Out-hit by opponent	3-17
Hits are tied	1-0

Hit 0 home runs	3-7
1 home run	3-8
2 home runs	2-4
3+ home runs	4-1

Opponent hit 0 home runs	4-3
1 home run	5-7
2 home runs	3-4
3+ home runs	0-6

Leave 0-5 runners on base	3-10
6-9 on base	6-9
10+ on base	3-1

Opponent leaves 0-5 runners on base	2-4
6-9 on base	6-11
10+ on base	4-5

Steals 0 bases	2-10
1 base	1-2
2 bases	3-5
3+ bases	6-3

Opponent steals 0 bases	3-10
1 base	6-9
2 bases	2-1
3+ bases	1-2

FIELDING

Made 0 errors	8-7
1 error	1-9
2 errors	1-3
3+ errors	2-1

Opponent made 0 errors	4-10
1 error	3-7
2 errors	3-2
3+ errors	2-1

LONGEST WIN STREAK

LONGEST LOSING STREAK

LONGEST HOME WINNING STREAK

LONGEST HOME LOSING STREAK

LONGEST ROAD WINNING STREAK

LONGEST ROAD LOSING STREAK

LARGEST MARGIN OF VICTORY

LARGEST MARGIN OF DEFEAT

LONGEST GAME, INNINGS

LONGEST GAME, TIME

LONGEST 9-INNING GAME, TIME

SHORTEST 9-INNING GAME, TIME

SHORTEST GAME, TIME

LARGEST COMEBACK WIN

LARGEST MARGIN OF LEAD SURRENDERED (LOSS)

MOST ERRORS, TEAM

MOST ERRORS, PLAYER

LARGEST CROWD, HOME

LARGEST CROWD, ROAD

WARMEST FIRST PITCH

COLDEST FIRST PITCH

MOST RUNS SCORED, GAME

MOST RUNS SCORED, INNING

MOST CONSECUTIVE INNINGS SCORED

FEWEST HITS, GAME

MOST HITS, GAME

MOST DOUBLES, GAME

MOST TRIPLES, GAME

MOST HOME RUNS, GAME

MOST EXTRA-BASE HITS, GAME

MOST RBI, GAME

MOST RUNNERS LOB, GAME

MOST TOTAL BASES, GAME

MOST WALKS, GAME

MOST STRIKEOUTS, GAME

FEWEST STRIKEOUTS, GAME

MOST STOLEN BASES, GAME

MOST HIT BY PITCHES

MOST RUNS, GAME

MOST HITS, GAME

MOST DOUBLES, GAME

MOST TRIPLES, GAME

MOST HOME RUNS, GAME

MOST RBI, GAME

MOST WALKS, GAME

MOST STRIKEOUTS, GAME

MOST STOLEN BASES, GAME ^

MOST HIT BY PITCHES, GAME

MOST RUNS ALLOWED, GAME

MOST RUNS ALLOWED, INNING

FEWEST HITS ALLOWED, GAME

MOST HITS ALLOWED, GAME

FEWEST STRIKEOUTS, GAME

MOST STRIKEOUTS, GAME

FEWEST WALKS ALLOWED, GAME

MOST WALKS ALLOWED, GAME

MOST HOME RUNS ALLOWED, GAME

MOST RUNS ALLOWED, GAME

MOST EARNED RUNS ALLOWED, GAME ^

FEWEST HITS ALLOWED, GAME (STARTER)

MOST HITS ALLOWED, GAME

MOST HOME RUNS ALLOWED, GAME ^

MOST STRIKEOUTS

MOST CONSECUTIVE STRIKEOUTS

MOST WALKS ALLOWED, GAME

MOST HIT BATTERS, GAME

MOST INNINGS PITCHED, STARTER

MOST PITCHES THROWN, STARTER

MOST INNINGS PITCHED, RELIEVER

MOST PITCHES THROWN, RELIEVER

TEAM HIGHS

3 Games	March 31 - April 2
5 Games	April 18 - April 22
2 Games	May 5 - May 6
3 Games	April 4 - April 6
5 Games	April 18 - April 22
2 Games (2x)	Last: April 28 - April 29
11 Runs	4/1 @ Indianapolis (12-1 Win)
13 Runs	4/13 @ Iowa (14-1 Loss)
10 Innings	4/29 @ Nashville (6-5 Loss, 10 Innings)
3:16	4/14 @ Iowa (11-8 Win)
3:16	4/14 @ Iowa (11-8 Win)
2:14 (2x)	Last: 5/5 vs. Louisville (6-2 Win)
2:14 (2x)	Last: 5/5 vs. Louisville (6-2 Win)
6 Runs, After 4th	5/6 vs. Louisville (11-9 Win)
4 Runs, Middle 2nd	4/29 @ Nashville (6-5 Loss, 10 Innings)
3 (3x)	Last: 4/23 vs. Gwinnett (5-3 Win)
2, Maikel Garcia	4/23 vs. Gwinnett (5-3 Win)
6,641	4/19 vs. Louisville (6-2 Loss)
9,833	4/29 @ Nashville (6-5 Loss, 10 Innings)
82 Degrees	5/7 vs. Louisville (4-3 Loss)
35 Degrees	4/5 vs. Toledo (7-6 Loss)

OFFENSIVE HIGHS

13	4/8 vs. Toledo (13-8 Win)
7, 8th Inning	4/2 @ Indianapolis (8-3 Win)
5, 1st-5th Innings	4/7 vs. Toledo (9-4 Win)
3	4/20 vs. Gwinnett (9-3 Loss)
16	4/1 @ Indianapolis (12-1 Win)
5	4/12 @ Iowa (10-6 Win)
1 (5x)	Last: 5/7 vs. Louisville (4-3 Loss)
4 (2x)	Last: 4/12 @ Iowa (10-6 Win)
9	4/12 @ Iowa (10-6 Win)
13	4/8 vs. Toledo (13-8 Win)
14	3/31 @ Indianapolis (8-6 Win)
29	4/12 @ Iowa (10-6 Win)
11	4/20 vs. Gwinnett (9-3 Loss)
12 (4x)	Last: 4/25 @ Nashville (8-3 Loss)
4	4/13 @ Iowa (14-1 Loss)
6 (2x)	Last: 5/4 vs. Louisville (12-10 Loss)
4	5/6 vs. Louisville (11-9 Win)

INDIVIDUAL OFFENSIVE HIGHS

3 (6x)	Last: Samad Taylor, 5/4 vs. Louisville (12-10 Loss)
4, Freddy Fermin	4/11 @ Iowa (9-6 Loss)
2 (3x)	Last: Tyler Gentry, 5/3 vs. Louisville (7-4 Loss)
1 (5x)	Last: Samad Taylor, 5/7 vs. Louisville (4-3 Loss)
2 (2x)	Last: Freddy Fermin, 4/8 vs. Toledo (13-8 Win)
6, Freddy Fermin	4/8 vs. Toledo (13-8 Win)
3 (4x)	Last: Freddy Fermin, 4/30 @ Nashville (10-6 Win)
3 (15x)	Last: Logan Porter, 5/7 vs. Louisville (4-3 Loss)
4, Samad Taylor	5/4 vs. Louisville (12-10 Loss)
2, Tyler Gentry	5/6 vs. Louisville (11-9 Win)

PITCHING HIGHS

14 (2x)	Last: 5/9 @ Scranton/Wilkes-Barre (14-2 Loss)
6 (2x)	Last: 2nd Inning, 4/13 @ Iowa (14-1 Loss)
5	4/1 @ Indianapolis (12-1 Win)
18	5/9 @ Scranton/Wilkes-Barre (14-2 Loss)
3	4/18 vs. Gwinnett (4-1 Loss)
14	4/14 @ Iowa (11-8 Win)
1	4/19 vs. Gwinnett (6-2 Loss)
8	4/6 vs. Toledo (8-5 Loss)
6	5/4 vs. Louisville (12-10 Loss)

INDIVIDUAL PITCHING HIGHS

11, Jonathan Heasley	4/13 @ Iowa (14-1 Loss)
11, Jonathan Heasley	4/13 @ Iowa (14-1 Loss)
1 (3x)	Last: Drew Parrish (6.0 IP), 4/28 @ Nashville (4-3 Loss)
10, Drew Parrish	5/4 vs. Louisville (12-10 Loss)
5, Drew Parrish	5/4 vs. Louisville (12-10 Loss)
7, Jonathan Heasley	4/19 vs. Gwinnett (6-2 Loss)
3 (5x)	Last: Austin Cox, 4/21 vs. Gwinnett (7-3 Loss)
4 (4x)	Last: Drew Parrish, 4/22 vs. Gwinnett (5-2 Loss)
2 (2x)	Last: Ryan Weiss, 5/9 @ Scranton/Wilkes-Barre (14-2 Loss)
7.0, Jonathan Heasley	4/19 vs. Gwinnett (6-2 Loss)
104, Jonathan Heasley	4/25 @ Nashville (8-3 Loss)
3.2, Marcelo Martinez	4/29 @ Nashville (6-5 Loss, 10 Innings)
65, Austin Cox	4/6 vs. Toledo (8-5 Loss)

^ Indicates All-Time Storm Chasers Record Tied

* Indicates All-Time Storm Chasers Record Set

STATCAST LEADERS

LONGEST MEASURED HOMER DISTANCE (TOP 5)			HIGHEST BATTED BALL EXIT VELOCITY (TOP 5)			HIGHEST PITCH VELOCITY (TOP 5)			HIGHEST PITCH SPIN RATE (TOP 5)		
Player	Distance (Pitcher)	Date	Player	Exit Velo (Batted Ball Type)	Date	Player	Pitch Velo (Pitch Result)	Date	Player	Spin Rate (Pitch Type)	Date
Freddy Fermin	428 (2-Run off Ashton Goudeau)	4/8 vs. TOL	CJ Alexander	115.3 (Double vs. Reese Olson)	4/7 vs. TOL	Jackson Kowar	99.3 (Justin Dean, Ball)	4/18 vs. GWN	Josh Dye	3,329 (81.2mph Changeup vs. Joe Hudson)	4/21 vs. GWN
Jakson Reetz	426 (Solo off Andrew Abbott)	5/7 vs. LOU	Brewer Hicklen	110.4 (Double vs. Robert Gasser)	4/30 @ NAS	Josh Staumont	99.1 (Jermaine Palacios, Strikeout)	4/9 vs. TOL	Mike Mayers	3,238 (82.1mph Slider vs. Volmer Sanchez)	4/23 vs. GWN
Nick Loftin	420 (Solo off Anthony Kay)	4/12 @ IOW	Dairon Blanco	109.6 (Double Play vs. Kervin Castro)	4/7 vs. TOL	Jackson Kowar	99.0 (Justin Dean, Walk)	4/18 vs. GWN	Jonathan Heasley	3,090 (93.8mph 45-Fastball vs. Abraham Toro)	4/30 @ NAS
Logan Porter	417 (Solo off Caleb Smith)	4/1 @ IND	Franmil Reyes	108.6 (Double vs. Alan Busenitz)	5/4 vs. LOU	Josh Staumont	98.9 (Jermaine Palacios, Foul Ball)	4/9 vs. TOL	Josh Staumont	3,058 (81.0mph Curveball vs. Miguel Andujar)	3/31 @ IND
Tyler Gentry	417 (3-Run off Tyler Holton)	4/5 vs. TOL	CJ Alexander	108.5 (Groundout vs. Ryan Nutof)	5/3 vs. LOU	Josh Staumont	98.8 (Michael Papierski, Ball)	4/9 vs. TOL	Drew Parrish	3,000 (89.9mph Sinkers vs. Michael Siani)	5/4 vs. LOU

														STORM CHASERS				OPPONENT			
GM #	MARCH	OPPONENT	SCORE	RECORD	STANDINGS	WIN	LOSS	SAVE	TEMP.	1ST PITCH	TIME	ATT.	HOME ATT.	R	H	E	LO	R	H	E	LO
1	3/31	@ Indianapolis	W, 8-6	1-0	1st +0.5	C. Snider (1-0)	Y. De Los Santos (0-1)	J. Staumont (1)	66°	7:05 PM	2:54	8,095		8	12	0	14	6	11	2	7
														STORM CHASERS				OPPONENT			
GM #	APRIL	OPPONENT	SCORE	RECORD	STANDINGS	WIN	LOSS	SAVE	TEMP.	1ST PITCH	TIME	ATT.	HOME ATT.	R	H	E	LO	R	H	E	LO
2	4/1	@ Indianapolis	W, 12-1	2-0	1st +1.0	D. Parrish (1-0)	C. Smith (0-1)	-	42°	1:37 PM	2:26	4,012		12	16	0	11	1	5	2	3
3	4/2	@ Indianapolis	W, 8-3	3-0	1st +1.0	J. Kowar (1-0)	D. Zamora (0-1)	-	49°	1:36 PM	2:53	4,240		8	12	0	9	3	11	2	10
4	4/4	TOLEDO	L, 9-2	3-1	2nd -0.5	B. White (1-0)	M. Castillo (0-1)	-	55°	6:42 PM	2:27	3,200	3,200	2	6	0	6	9	12	0	5
5	4/5	TOLEDO	L, 7-6	3-2	2nd -1.0	T. Holton (1-0)	R. Weiss (0-1)	M. Díaz (2)	35°	12:07 PM	2:40	1,405	4,605	6	8	2	6	7	12	1	9
6	4/6	TOLEDO	L, 8-5	3-3	3rd -2.0	J. Fry (1-0)	J. Kowar (1-1)	M. Del Pozo (1)	45°	12:06 PM	2:48	1,607	6,212	5	7	1	4	8	10	2	9
7	4/7	TOLEDO	W, 9-4	4-3	2nd -1.0	J. Heasley (1-0)	R. Olson (0-2)	-	70°	6:35 PM	2:35	1,968	8,180	9	12	0	6	4	9	0	11
8	4/8	TOLEDO	W, 13-8	5-3	2nd -0.5	M. Martinez (1-0)	M. Lorenzen (0-1)	-	71°	2:05 PM	2:49	2,070	10,250	13	12	3	4	8	13	0	12
9	4/9	TOLEDO	L, 8-2	5-4	2nd -1.5	T. Holton (2-0)	M. Castillo (0-2)	-	73°	2:11 PM	2:57	2,119	12,369	2	6	3	12	8	13	0	11
10	4/11	@ Iowa	L, 9-6	5-5	5th -2.5	R. Elias (1-0)	M. Mayers (0-1)	M. Rodriguez (1)	79°	6:38 PM	2:34	3,557		6	10	0	6	9	7	1	6
11	4/12	@ Iowa	W, 10-6	6-5	5th -1.5	J. Kowar (2-0)	R. Thompson (0-1)	-	77°	12:09 PM	2:26	4,085		10	12	0	5	6	8	0	4
12	4/13	@ Iowa	L, 14-1	6-6	6th -2.5	N. Neidert (1-1)	J. Heasley (1-1)	-	81°	6:38 PM	2:18	3,647		1	6	1	4	14	15	0	8
13	4/14	@ Iowa	W, 11-8	7-6	6th -2.0	C. Snider (2-0)	M. Rodriguez (1-1)	N. Wittgren (1)	79°	7:09 PM	3:16	6,257		11	11	2	10	8	11	3	10
	4/15	@ Iowa	PPD/Rain (To be made up April 16)																		
14	4/16-17	@ Iowa	Cancelled/Snow																		
15	4/16-17	@ Iowa	Cancelled/Snow																		
14	4/18	GWINNETT	L, 4-1	7-7	5th -3.0	T. Tice (2-0)	J. Kowar (2-2)	Y. Ríos (1)	70°	6:39 PM	2:24	1,703	14,072	1	7	1	8	4	6	0	8
15	4/19	GWINNETT	L, 6-2	7-8	5th -4.0	B. Burrows (1-0)	J. Heasley (1-2)	-	70°	12:05 PM	2:15	6,641	20,713	2	6	0	5	6	10	0	3
16	4/20	GWINNETT	L, 9-3	7-9	6th -4.5	B. Moran (1-0)	M. Castillo (0-3)	-	56°	6:37 PM	2:47	2,026	22,739	3	3	1	10	9	10	1	5
17	4/21	GWINNETT	L, 7-3	7-10	7th -6.0	A. Winans (1-2)	E. Sisk (0-1)	-	44°	6:36 PM	3:01	2,041	24,780	3	9	2	9	7	11	0	8
18	4/22	GWINNETT	L, 5-2	7-11	6th -7.0	D. Dodd (1-0)	A. Núñez (0-1)	Y. Ríos (2)	42°	2:06 PM	2:27	3,025	27,805	2	4	1	2	5	10	0	10
19	4/23	GWINNETT	W, 5-3	8-11	6th -6.0	M. Mayers (1-1)	N. Kingham (0-3)	N. Wittgren (2)	49°	2:06 PM	2:23	2,046	29,851	5	12	3	6	3	8	0	9
20	4/25	@ Nashville	L, 8-3	8-12	6th -7.0	R. Gasser (1-0)	J. Heasley (1-3)	-	67°	6:39 PM	2:14	4,127		3	5	1	3	8	11	0	6
21	4/26	@ Nashville	L, 5-0	8-13	7th -8.0	C. Boushley (1-1)	M. Castillo (0-4)	-	68°	6:37 PM	2:27	5,455		0	4	0	5	5	11	1	8
22	4/27	@ Nashville	W, 2-1	9-13	7th -7.0	A. Cox (1-0)	J. Junk (2-1)	N. Wittgren (3)	61°	7:19 PM	2:28 (:44)	3,507		2	8	0	7	1	6	1	8
23	4/28	@ Nashville	L, 4-3	9-14	7th -7.0	J. Bukauskas (1-0)	J. Dye (0-1)	-	69°	6:37 PM	2:26	6,707		3	5	1	3	4	7	1	4
24	4/29	@ Nashville	L, 6-5 (10)	9-15	8th -8.0	L. Erceg (3-0)	E. Sisk (0-2)	-	70°	6:39 PM	2:58	9,833		5	8	0	6	6	13	1	15
25	4/30	@ Nashville	W, 10-6	10-15	7th -7.0	A. Núñez (3-1)	J. Bukauskas (1-1)	-	61°	3:08 PM	3:00 (1:03)	9,469		10	11	1	9	6	9	3	9
APRIL Hitting Results: .250/.337/.441 (200-for-799), 49 2B, 2 3B, 33 HR, 124 R, 99 BB, 38 SB // APRIL Pitching Results: 9-15, 5.65 ERA (133 ER in 212.0 IP), 3/7 SV, 238 H, 30 HR, 104 BB, 198 K, 1.61 WHIP, 284 AVG																					
														STORM CHASERS				OPPONENT			
GM #	MAY	OPPONENT	SCORE	RECORD	STANDINGS	WIN	LOSS	SAVE	TEMP.	1ST PITCH	TIME	ATT.	HOME ATT.	R	H	E	LO	R	H	E	LO
26	5/2	LOUISVILLE	L, 10-4	10-16	8th -8.0	A. Abbott (1-0)	M. Castillo (0-5)	-	57°	12:06 PM	2:57	2,024	31,875	4	6	0	10	10	14	2	8
27	5/3	LOUISVILLE	L, 7-4	10-17	10th -9.0	B. Lively (4-0)	M. Martinez (1-1)	-	60°	11:07 AM	2:20	3,364	35,239	4	10	1	5	7	11	0	7
28	5/4	LOUISVILLE	L, 12-10	10-18	10th -9.0	R. Wynne (1-1)	D. Parrish (1-1)	-	77°	6:36 PM	2:45	3,333	38,572	10	11	1	9	12	13	4	4
29	5/5	LOUISVILLE	W, 6-2	11-18	10th -8.0	M. Mayers (2-1)	B. Williamson (1-4)	J. Kowar (1)	63°	6:36 PM	2:14	5,735	44,307	6	5	0	3	2	7	1	7
30	5/6	LOUISVILLE	W, 11-9	12-18	8th -7.5	E. Sisk (1-2)	J. Kuhnel (0-1)	J. Cuas (1)	78°	6:37 PM	2:57	3,872	48,179	11	12	0	8	9	13	1	6
31	5/7	LOUISVILLE	L, 4-3	12-19	9th -7.0	Z. Brown (1-1)	B. Kriske (0-1)	A. Busenitz (3)	82°	2:07 PM	2:46	2,469	50,648	3	8	0	7	4	6	0	8
32	5/9	@ Scranton/WB	L, 14-2	12-20	9th -8.0	M. Spence (3-2)	D. Parrish (1-2)	-	68°	6:06 PM	2:20	3,053		2	4	1	2	14	18	1	7
33	5/10	@ Scranton/WB																			
34	5/11	@ Scranton/WB																			
35	5/12	@ Scranton/WB																			
36	5/13	@ Scranton/WB																			
37	5/14	@ Scranton/WB																			
38	5/16	TOLEDO																			
39	5/17	TOLEDO																			
40	5/18	TOLEDO																			
41	5/19	TOLEDO																			
42	5/20	TOLEDO																			
43	5/21	TOLEDO																			
44	5/23	@ St. Paul																			
45	5/24	@ St. Paul																			
46	5/25	@ St. Paul																			
47	5/26	@ St. Paul																			
48	5/27	@ St. Paul																			
49	5/28	@ St. Paul																			
50	5/30	MEMPHIS																			
51	5/31	MEMPHIS																			
MAY Hitting Results: // MAY Pitching Results:																					
														STORM CHASERS				OPPONENT			
GM #	JUNE	OPPONENT	SCORE	RECORD	STANDINGS	WIN	LOSS	SAVE	TEMP.	1ST PITCH	TIME	ATT.	HOME ATT.	R	H	E	LO	R	H	E	LO
52	6/1	MEMPHIS																			
53	6/2	MEMPHIS																			
54	6/3	MEMPHIS																			
55	6/4	MEMPHIS																			
56	6/6	@ Indianapolis																			
57	6/7	@ Indianapolis																			
58	6/8	@ Indianapolis																			
59	6/9	@ Indianapolis																			
60	6/10	@ Indianapolis																			
61	6/11	@ Indianapolis																			
62	6/13	COLUMBUS																			
63	6/14	COLUMBUS																			
64	6/15	COLUMBUS																			
65	6/16	COLUMBUS																			
66	6/17	COLUMBUS																			
67	6/18	COLUMBUS																			
68	6/20	@ Rochester																			
69	6/21	@ Rochester																			
70	6/22	@ Rochester																			
71	6/23	@ Rochester																			
72	6/24	@ Rochester																			
73	6/25	@ Rochester																			
1ST HALF Hitting Results: // 1ST HALF Pitching Results:																					

[illegible]

JUNE Hitting Results: TBD// JUNE Pitching Results: TBD

[illegible]

JULY Hitting Results: TBD // JULY Pitching Results: TBD

[illegible]

AUGUST Hitting Results: TBD // AUGUST Pitching Results: TBD

[illegible]

SEPTEMBER Hitting Results: TBD // SEPTEMBER Pitching Results: TBD
2ND HALF Hitting Results: TBD // 2ND HALF Pitching Results: TBD

LF

Tucker Bradley, 17 (6-11)
Dairon Blanco, 7 (3-3)
Brewer Hicklen, 3 (1-2)
Nick Pratto, 3 (1-2)
Franmil Reyes, 1 (1-0)
Tyler Gentry, 1 (0-1)

CF

Dairon Blanco, 16 (8-8)
Samad Taylor, 10 (2-8)
Nate Eaton, 4 (2-2)
Brewer Hicklen, 1 (0-1)
Drew Waters, 1 (0-1)

RF

Tyler Gentry, 26 (10-16)
CJ Alexander, 4 (1-3)
Dairon Blanco, 1 (1-0)
Nate Eaton, 1 (0-1)

SS

Angelo Castellano, 16 (3-13)
Maikel Garcia, 14 (8-6)
Clay Dungan, 2 (1-1)

2B

Samad Taylor, 21 (9-12)
Nick Loftin, 7 (1-6)
Angelo Castellano, 4 (2-2)

SP

Mike Mayers, 7 (3-4)
Jonathan Heasley, 6 (3-3)
Drew Parrish, 6 (2-4)
Max Castillo, 5 (0-5)
Austin Cox, 4 (3-1)
Daniel Mengden, 1 (1-0)
Jackson Kowar, 1 (0-1)
Daniel Lynch, 1 (0-1)
Marcelo Martinez, 1 (0-1)

3B

Nick Loftin, 19 (9-10)
Maikel Garcia, 10 (2-8)
Angelo Castellano, 2 (1-1)
Nate Eaton, 1 (0-1)

1B

Nick Pratto, 15 (6-9)
CJ Alexander, 10 (3-7)
Logan Porter, 7 (3-4)

DH

CJ Alexander, 8 (5-3)
Tyler Gentry, 4 (2-2)
Brewer Hicklen, 4 (1-3)
Logan Porter, 4 (1-3)
Jakson Reetz, 3 (1-2)
Franmil Reyes, 3 (1-2)
Freddy Fermin, 2 (0-2)
Nick Loftin, 2 (0-2)
Tucker Bradley, 1 (1-0)
Dairon Blanco, 1 (0-1)

C

Freddy Fermin, 12 (6-6)
Logan Porter, 12 (3-9)
Jakson Reetz, 8 (3-5)

1	2	3	4	5	6	7	8	9
Samad Taylor, 30 (11-19) Dairon Blanco, 1 (1-0) Drew Waters, 1 (0-1)	Maikel Garcia, 24 (10-14) Nick Loftin, 4 (2-2) Nate Eaton, 2 (0-2) CJ Alexander, 1 (0-1) Samad Taylor, 1 (0-1)	Tyler Gentry, 27 (9-18) Nick Pratto, 4 (3-1) Nate Eaton, 1 (0-1)	Nick Pratto, 14 (5-9) Logan Porter, 7 (1-6) Tyler Gentry, 4 (3-1) Franmil Reyes, 4 (2-2) Freddy Fermin, 1 (1-0) CJ Alexander, 1 (0-1) Nick Loftin, 1 (0-1)	Nick Loftin, 22 (7-15) Logan Porter, 4 (2-2) CJ Alexander, 3 (3-0) Nate Eaton, 1 (0-1) Freddy Fermin, 1 (0-1) Nick Pratto, 1 (0-1)	CJ Alexander, 13 (5-8) Logan Porter, 9 (2-7) Jakson Reetz, 4 (0-4) Freddy Fermin, 2 (2-0) Brewer Hicklen, 2 (1-1) Nate Eaton, 1 (1-0) Nick Loftin, 1 (1-0)	Freddy Fermin, 10 (3-7) Dairon Blanco, 8 (3-5) Jakson Reetz, 5 (3-2) Brewer Hicklen, 4 (0-4) CJ Alexander, 2 (1-1) Logan Porter, 2 (1-1) Nate Eaton, 1 (1-0)	Dairon Blanco, 14 (7-7) Tucker Bradley, 9 (3-6) Brewer Hicklen, 3 (1-2) Jakson Reetz, 2 (1-1) CJ Alexander, 2 (0-2) Angelo Castellano, 2 (0-2)	Angelo Castellano, 20 (6-14) Tucker Bradley, 8 (3-5) Dairon Blanco, 2 (2-0) Clay Dungan, 2 (1-1)

PLAYER	GS	POSITION										BATTING ORDER								
		C	1B	2B	3B	SS	LF	CF	RF	OF	DH	1ST	2ND	3RD	4TH	5TH	6TH	7TH	8TH	9TH
Tyler Gentry	31					1			26	27	4			27	4					
Samad Taylor	31			21				10		10		30	1							
Nick Loftin	28			7	19						2	4			1	22	1			
Maikel Garcia	24				10	14						24								
Dairon Blanco	24						6	16	1	23	1	1						8	13	2
Logan Porter	23	12	7								4				8	4	9	2		
Angelo Castellano	22			4	2	16													2	20
CJ Alexander	22		10						4	4	8	1		1	3	13	2	2		
Nick Pratto	18		15			3				3			4	13	1					
Tucker Bradley	18					17				17	1								10	8
Freddy Fermin	14	12									2			1	1	2	10			
Jakson Reetz	11	8									3						4	5	2	
Brewer Hicklen	9						4	1		5	4						2	4	3	
Nate Eaton	6				1			4	1	5		2	1			1	1	1		
Franmil Reyes	4					1				1	3				4					
Clay Dungan	2					2														2
Drew Waters	1								1	1		1								

OF LINEUP COMBOS

32 Games

31 Unique Lineup Combinations Used

MOST USED LINEUP (2x)

PLAYER	Pos.
1. Samad Taylor	2B
2. Maikel Garcia	SS
3. Nick Pratto	1B
4. Tyler Gentry	RF
5. Nick Loftin	3B
6. CJ Alexander	DH
7. Freddy Fermin	C
8. Dairon Blanco	CF
9. Tucker Bradley	LF

STORM CHASERS POSITION PRODUCTION

	AVG	AB	H	TB	2B	3B	HR	RBI	BB	SO	OBP	SLG	OPS	SAC	SF	HBP	GIDP
C	.296	115	34	67	9	0	8	22	14	31	.382	.583	.965	0	0	2	3
1B	.195	123	24	49	5	1	6	15	11	36	.261	.398	.659	0	3	1	3
2B	.244	127	31	46	5	2	2	16	13	25	.315	.362	.677	0	2	1	2
3B	.281	128	36	64	7	0	7	25	11	17	.340	.500	.840	0	1	1	7
SS	.243	115	28	47	7	0	4	24	15	31	.326	.409	.735	0	2	0	0
LF	.178	101	18	29	3	1	2	11	22	30	.344	.287	.631	0	1	4	4
CF	.305	118	36	50	8	0	2	9	16	27	.399	.424	.823	1	1	3	5
RF	.221	122	27	45	7	1	3	15	17	30	.329	.369	.698	0	3	4	3
DH	.277	119	33	61	10	0	6	23	13	40	.353	.513	.866	1	0	1	2

STORM CHASERS BATTING ORDER PRODUCTION

	AVG	AB	H	TB	2B	3B	HR	RBI	BB	SO	OBP	SLG	OPS	SAC	SF	HBP	GIDP
1st	.305	131	40	57	7	2	2	19	16	25	.377	.435	.812	0	3	1	2
2nd	.227	128	29	43	8	0	2	22	18	30	.324	.336	.660	0	1	1	3
3rd	.233	120	28	47	6	2	3	17	20	30	.358	.392	.750	0	3	5	3
4th	.210	124	26	53	6	0	7	17	14	36	.287	.427	.714	0	4	1	6
5th	.264	129	34	65	7	0	8	23	6	30	.304	.504	.808	0	1	2	7
6th	.279	122	34	70	9	0	9	19	10	35	.333	.574	.907	0	0	0	2
7th	.225	111	25	42	8	0	3	18	14	29	.323	.378	.701	1	0	2	2
8th	.255	98	25	35	7	0	1	6	22	28	.416	.357	.773	1	0	5	2
9th	.245	110	27	48	4	1	5	21	12	26	.317	.436	.753	0	1	0	2

OUTFIELD ASSIST LOG

#	OUTFIELDER	Pos.	GAME	INNING	BASE	PITCHER	BATTER	RUNNER OUT	PLAY
1.	Tucker Bradley	LF	4/4 vs. Toledo	▲ 6	3rd	Brooks Kiske	Akil Baddoo	Akil Baddoo	Baddoo 3-RBI double, out at 3rd (7-6-5)
2.	Tyler Gentry	RF	4/14 @ Iowa	▼ 5	Home	Andrés Núñez	Matt Mervis	Christopher Morel	Mervis double, Morel out at home (9-4-2)
3.	Dairon Blanco	CF	4/19 vs. Gwinnett	▲ 3	2nd	Jonathan Heasley	Hendrik Clementina	Hendrik Clementina	Clementina RBI single, out at 2nd (8-4)
4.	Samad Taylor	CF	4/26 @ Nashville	▼ 5	2nd	Max Castillo	Andruw Monasterio	Andruw Monasterio	Monasterio single, out at 2nd (8-5-3-5)
5.	Nate Eaton	CF	4/27 @ Nashville	▼ 1	Home	Austin Cox	Keston Hiura	Andruw Monasterio	Hiura single, Monasterio out at home (8-2)
6.	Dairon Blanco	LF	4/28 @ Nashville	▼ 8	2nd	Jackson Kowar	Keston Hiura	Keston Hiura	Hiura 2-RBI single, out at 2nd (7-2-4)
7.	Brewer Hicklen	LF	5/2 vs. Louisville	▲ 5	2nd	Max Castillo	Matt McLain	Matt McLain	McLain 2-RBI single, out at 2nd (7-5-4-3-5)
8.	Dairon Blanco	CF	5/5 vs. Louisville	▲ 4	Home	Mike Mayers	Nick Martini	Will Benson	Martini flies out to CF, Benson out at home (8-2)
9.	Franmil Reyes	RF	5/6 vs. Louisville	▲ 6	2nd	Collin Snider	Matt McLain	Matt McLain	McLain RBI double, out at 2nd (7-6-4-5)

OUTFIELD ASSISTS (9)

DAIRON BLANCO (3)	LF	1
	CF	2
TUCKER BRADLEY (1)	LF	1
NATE EATON (1)	CF	1
TYLER GENTRY (1)	RF	1
BREWER HICKLEN (1)	LF	1
FRANMIL REYES (1)	LF	1
SAMAD TAYLOR (1)	CF	1

DATE	OPPONENT	RESULT	SP	C	1B	2B	3B	SS	LF	CF	RF	DH
3/31	@ Indianapolis	W, 8-6	Mike Mayers	Freddy Fermin	Nick Pratto	Samad Taylor	Nick Loftin	Maikel Garcia	Tucker Bradley	Dairon Blanco	Tyler Gentry	CJ Alexander
4/1	@ Indianapolis	W, 12-1	Austin Cox	Logan Porter	Nick Pratto	Angelo Castellano	Nick Loftin	Maikel Garcia	Dairon Blanco	Samad Taylor	Tyler Gentry	Jakson Reetz
4/2	@ Indianapolis	W, 8-3	Jonathan Heasley	Freddy Fermin	Nick Pratto	Samad Taylor	Nick Loftin	Maikel Garcia	Tucker Bradley	Dairon Blanco	Tyler Gentry	CJ Alexander
4/4	TOLEDO	L, 9-2	Max Castillo	Freddy Fermin	Nick Pratto	Samad Taylor	Nick Loftin	Maikel Garcia	Tucker Bradley	Dairon Blanco	Tyler Gentry	CJ Alexander
4/5	TOLEDO	L, 7-6	Mike Mayers	Jakson Reetz	Logan Porter	Angelo Castellano	Nick Loftin	Maikel Garcia	Dairon Blanco	Samad Taylor	Tyler Gentry	Freddy Fermin
4/6	TOLEDO	L, 6-5	Jackson Kowar	Freddy Fermin	CJ Alexander	Samad Taylor	Nick Loftin	Maikel Garcia	Tucker Bradley	Dairon Blanco	Tyler Gentry	Logan Porter
4/7	TOLEDO	W, 9-4	Jonathan Heasley	Freddy Fermin	Logan Porter	Samad Taylor	Angelo Castellano	Maikel Garcia	Tucker Bradley	Dairon Blanco	CJ Alexander	Tyler Gentry
4/8	TOLEDO	W, 13-8	Drew Parrish	Freddy Fermin	Nick Pratto	Samad Taylor	Maikel Garcia	Angelo Castellano	Tucker Bradley	Dairon Blanco	Tyler Gentry	CJ Alexander
4/9	TOLEDO	L, 6-2	Max Castillo	Logan Porter	Nick Pratto	Samad Taylor	Angelo Castellano	Maikel Garcia	Tyler Gentry	Dairon Blanco	CJ Alexander	Jakson Reetz
4/11	@ Iowa	W, 9-6	Mike Mayers	Freddy Fermin	Nick Pratto	Samad Taylor	Nick Loftin	Maikel Garcia	Tucker Bradley	Dairon Blanco	Tyler Gentry	Logan Porter
4/12	@ Iowa	W, 10-6	Austin Cox	Logan Porter	Nick Pratto	Samad Taylor	Nick Loftin	Maikel Garcia	Tucker Bradley	Dairon Blanco	Tyler Gentry	CJ Alexander
4/13	@ Iowa	W, 14-1	Jonathan Heasley	Freddy Fermin	Nick Pratto	Angelo Castellano	Nick Loftin	Maikel Garcia	Tucker Bradley	Samad Taylor	CJ Alexander	Tyler Gentry
4/14	@ Iowa	W, 11-8	Drew Parrish	Freddy Fermin	Nick Pratto	Angelo Castellano	Nick Loftin	Maikel Garcia	Dairon Blanco	Samad Taylor	Tyler Gentry	Logan Porter
4/15	@ Iowa	Cancelled snow										
4/16 G1	@ Iowa	Cancelled snow										
4/16 G2	@ Iowa	Cancelled snow										
4/17	GWINNETT	L, 4-1	Mike Mayers	Freddy Fermin	Logan Porter	Nick Loftin	Maikel Garcia	Angelo Castellano	Nick Pratto	Samad Taylor	CJ Alexander	Tyler Gentry
4/19	GWINNETT	L, 6-3	Jonathan Heasley	Logan Porter	Nick Pratto	Samad Taylor	Nick Loftin	Angelo Castellano	Tucker Bradley	Dairon Blanco	Tyler Gentry	Jakson Reetz
4/20	GWINNETT	L, 5-2	Max Castillo	Freddy Fermin	Nick Pratto	Samad Taylor	Nick Loftin	Maikel Garcia	Dairon Blanco	Samad Taylor	Tyler Gentry	Logan Porter
4/21	GWINNETT	L, 7-3	Max Castillo	Freddy Fermin	Nick Pratto	Samad Taylor	Nick Loftin	Maikel Garcia	Angelo Castellano	Samad Taylor	Tyler Gentry	CJ Alexander
4/22	GWINNETT	L, 7-2	Drew Parrish	Jakson Reetz	Logan Porter	Samad Taylor	Nick Loftin	Maikel Garcia	Tucker Bradley	Dairon Blanco	Tyler Gentry	Nick Loftin
4/23	GWINNETT	W, 5-3	Mike Mayers	Jakson Reetz	CJ Alexander	Samad Taylor	Nick Loftin	Maikel Garcia	Tucker Bradley	Dairon Blanco	Tyler Gentry	CJ Alexander
4/25	@ Nashville	L, 8-3	Jonathan Heasley	Logan Porter	Nick Pratto	Nick Loftin	Maikel Garcia	Angelo Castellano	Tucker Bradley	Samad Taylor	Tyler Gentry	Dairon Blanco
4/26	@ Nashville	L, 6-2	Max Castillo	Logan Porter	Nick Pratto	Nick Loftin	Maikel Garcia	Angelo Castellano	Brewer Hicklen	Samad Taylor	Tyler Gentry	CJ Alexander
4/27	@ Nashville	W, 2-1	Austin Cox	Jakson Reetz	CJ Alexander	Samad Taylor	Nick Loftin	Maikel Garcia	Nick Pratto	Nate Eaton	Dairon Blanco	Tyler Gentry
4/28	@ Nashville	L, 4-3	Drew Parrish	Logan Porter	CJ Alexander	Samad Taylor	Maikel Garcia	Angelo Castellano	Dairon Blanco	Nate Eaton	Tyler Gentry	Brewer Hicklen
4/29	@ Nashville	L, 6-5 (10)	Mike Mayers	Jakson Reetz	CJ Alexander	Nick Loftin	Maikel Garcia	Angelo Castellano	Tucker Bradley	Samad Taylor	Nate Eaton	Freddy Fermin
4/30	@ Nashville	W, 10-6	Jonathan Heasley	Freddy Fermin	Logan Porter	Samad Taylor	Nick Loftin	Maikel Garcia	Tucker Bradley	Nate Eaton	Tyler Gentry	Brewer Hicklen
5/1	LOUISVILLE	L, 10-4	Max Castillo	Logan Porter	CJ Alexander	Samad Taylor	Nick Loftin	Angelo Castellano	Tucker Bradley	Nate Eaton	Tyler Gentry	Nick Loftin
5/3	LOUISVILLE	L, 7-4	Marcelo Martinez	Logan Porter	CJ Alexander	Samad Taylor	Nick Loftin	Angelo Castellano	Tucker Bradley	Nate Eaton	Tyler Gentry	Brewer Hicklen
5/4	LOUISVILLE	L, 12-10	Drew Parrish	Logan Porter	CJ Alexander	Samad Taylor	Nick Loftin	Angelo Castellano	Tucker Bradley	Brewer Hicklen	Tyler Gentry	Frankmil Reyes
5/5	LOUISVILLE	W, 6-2	Mike Mayers	Jakson Reetz	Logan Porter	Samad Taylor	Nick Loftin	Angelo Castellano	Brewer Hicklen	Dairon Blanco	Tyler Gentry	Frankmil Reyes
5/6	LOUISVILLE	W, 11-9	Daniel Mengden	Logan Porter	CJ Alexander	Samad Taylor	Nick Loftin	Angelo Castellano	Frankmil Reyes	Dairon Blanco	Tyler Gentry	Tucker Bradley
5/7	LOUISVILLE	L, 4-3	Daniel Lynch	Jakson Reetz	Logan Porter	Samad Taylor	Nick Loftin	Angelo Castellano	Brewer Hicklen	Dairon Blanco	Tyler Gentry	Frankmil Reyes
5/9	@ Scranton/WB	L, 14-2	Drew Parrish	Logan Porter	CJ Alexander	Samad Taylor	Nick Loftin	Clay Dungan	Tucker Bradley	Drew Waters	Tyler Gentry	Brewer Hicklen
5/10	@ Scranton/WB											
5/11	@ Scranton/WB											
5/12	@ Scranton/WB											
5/13	@ Scranton/WB											
5/14	@ Scranton/WB											
5/16	TOLEDO											
5/17	TOLEDO											
5/18	TOLEDO											
5/19	TOLEDO											
5/20	TOLEDO											
5/21	TOLEDO											
5/23	@ St. Paul											
5/24	@ St. Paul											
5/25	@ St. Paul											
5/26	@ St. Paul											
5/27	@ St. Paul											
5/28	@ St. Paul											
5/30	MEMPHIS											
5/31	MEMPHIS											
6/1	MEMPHIS											
6/2	MEMPHIS											
6/3	MEMPHIS											
6/4	MEMPHIS											
6/6	@ Indianapolis											
6/7	@ Indianapolis											
6/8	@ Indianapolis											
6/9	@ Indianapolis											
6/10	@ Indianapolis											
6/11	@ Indianapolis											
6/13	COLUMBUS											
6/14	COLUMBUS											
6/15	COLUMBUS											
6/16	COLUMBUS											
6/17	COLUMBUS											
6/18	COLUMBUS											
6/20	@ Rochester											
6/21	@ Rochester											
6/22	@ Rochester											
6/23	@ Rochester											
6/24	@ Rochester											
6/25	@ Rochester											
6/28	IOWA											
6/29	IOWA											
6/30	IOWA											
7/1	IOWA											
7/2	IOWA											
7/3	IOWA											
7/4	@ Gwinnett											
7/5	@ Gwinnett											
7/6	@ Gwinnett											
7/7	@ Gwinnett											
7/8	@ Gwinnett											
7/9	@ Gwinnett											
7/14	INDIANAPOLIS											
7/15	INDIANAPOLIS											
7/16	INDIANAPOLIS											
7/18	ST. PAUL											
7/19	ST. PAUL											
7/20	ST. PAUL											
7/21	ST. PAUL											
7/22	ST. PAUL											
7/23	ST. PAUL											
7/25	@ Columbus											
7/26	@ Columbus											
7/27	@ Columbus											
7/28	@ Columbus											
7/29	@ Columbus											
7/30	@ Columbus											
8/1	@ Louisville											
8/2	@ Louisville											
8/3	@ Louisville											
8/4	@ Louisville											
8/5	@ Louisville											
8/6	@ Louisville											
8/8	IOWA											
8/9	IOWA											
8/10	IOWA											
8/11	IOWA											
8/12	IOWA											
8/13	IOWA											
8/15	@ Toledo											
8/16	@ Toledo											
8/17	@ Toledo											
8/18	@ Toledo											
8/19	@ Toledo											
8/20	@ Toledo											
8/22	ST. PAUL											
8/23	ST. PAUL											
8/24	ST. PAUL											
8/25	ST. PAUL											
8/26	ST. PAUL											
8/29	ST. PAUL											
8/29	LOUISVILLE											
8/30	LOUISVILLE											
8/31	LOUISVILLE											
9/1	LOUISVILLE											
9/2	LOUISVILLE											
9/3	LOUISVILLE											
9/5	@ Iowa											
9/6	@ Iowa											
9/7	@ Iowa											
9/8	@ Iowa											
9/9	@ Iowa											
9/10	@ Iowa											
9/12	INDIANAPOLIS											
9/13	INDIANAPOLIS											
9/14	INDIANAPOLIS											
9/15	INDIANAPOLIS											
9/16	INDIANAPOLIS											
9/17	INDIANAPOLIS											
9/19	@ Columbus											
9/20	@ Columbus											
9/21	@ Columbus											
9/22	@ Columbus											
9/23	@ Columbus											
9/24	@ Columbus											

[illegible]

DATE	OPPONENT	RESULT	IP	H	R	ER	BB	SO	2B	3B	HR	TB	AVG	WHIP	WP	BK	HB	GIDP	IBB	TBF	SV	SVO	ERA (SEASON)
3/31	@ Indianapolis	W, 8-6	9.0	11	6	6	2	7	4	0	1	18	(.297)	(1.44)	0	1	1	1	0	40	1	1	6.00
4/1	@ Indianapolis	W, 12-1	9.0	5	1	1	2	8	1	0	0	6	(.185)	(0.78)	0	0	2	5	0	31	0	0	3.50
4/2	@ Indianapolis	W, 8-3	9.0	11	3	3	5	10	1	1	1	17	(.314)	(1.78)	0	0	0	3	0	40	0	0	3.33
4/4	TOLEDO	L, 9-2	9.0	12	9	9	4	8	6	0	3	27	(.324)	(1.78)	0	0	0	1	0	41	0	0	4.75
4/5	TOLEDO	L, 7-6	9.0	12	7	6	5	10	3	0	1	18	(.316)	(1.89)	1	0	0	2	0	43	0	1	5.00
4/6	TOLEDO	L, 8-5	9.0	10	8	8	8	12	3	0	3	22	(.286)	(2.00)	0	0	0	1	0	44	0	0	5.50
4/7	TOLEDO	W, 9-4	9.0	9	4	4	5	8	0	2	1	16	(.235)	(1.56)	1	0	1	0	0	42	0	0	5.29
4/8	TOLEDO	W, 13-8	9.0	13	8	7	4	8	2	0	0	15	(.317)	(1.89)	0	1	2	1	0	47	0	0	5.50
4/9	TOLEDO	L, 8-2	9.0	13	8	6	4	10	2	0	3	24	(.317)	(1.89)	0	0	1	1	0	46	0	0	5.56
4/11	@ Iowa	L, 9-6	8.0	7	9	9	7	10	3	0	2	16	(.226)	(1.75)	0	0	1	0	0	39	0	0	5.97
4/12	@ Iowa	W, 10-6	9.0	8	6	6	2	10	2	1	2	18	(.235)	(1.11)	0	0	1	1	0	37	0	0	5.97
4/13	@ Iowa	L, 14-1	8.0	15	14	12	4	8	7	0	2	28	(.375)	(2.38)	0	0	2	0	0	46	0	0	6.54
4/14	@ Iowa	W, 11-8	9.0	11	8	7	4	14	2	0	2	19	(.297)	(1.67)	1	0	2	0	1	45	1	1	6.57
4/15	@ Iowa	PPD/Rain																					
4/16 G1	@ Iowa	Cancelled/Snow																					
4/16 G2	@ Iowa	Cancelled/Snow																					
4/18	GWINNETT	L, 4-1	9.0	6	4	4	6	3	0	1	0	8	(.207)	(1.33)	2	0	0	0	0	39	0	0	6.39
4/19	GWINNETT	L, 6-2	9.0	10	6	6	1	9	3	0	2	19	(.286)	(1.22)	0	0	0	1	0	36	0	0	6.36
4/20	GWINNETT	L, 9-3	9.0	10	9	6	5	7	1	1	1	16	(.286)	(1.67)	2	0	0	1	0	41	0	0	6.34
4/21	GWINNETT	L, 7-3	9.0	11	7	4	4	8	4	0	1	18	(.297)	(1.67)	4	1	0	2	0	42	0	0	6.20
4/22	GWINNETT	L, 5-2	9.0	10	5	4	5	5	1	0	1	14	(.294)	(1.67)	0	0	2	1	0	42	0	0	6.08
4/23	GWINNETT	W, 5-3	9.0	8	3	3	3	7	2	0	0	10	(.229)	(1.22)	2	0	0	1	0	39	1	1	5.91
4/25	@ Nashville	L, 8-3	8.0	11	8	8	3	5	2	1	2	21	(.333)	(1.75)	0	0	0	0	0	38	0	0	6.05
4/26	@ Nashville	L, 5-0	8.0	11	5	5	3	5	3	0	1	17	(.333)	(1.75)	0	0	0	0	0	37	0	0	6.03
4/27	@ Nashville	W, 2-1	9.0	6	1	1	5	10	1	0	0	7	(.200)	(1.22)	0	0	1	1	0	36	1	1	5.80
4/28	@ Nashville	L, 4-3	8.2	7	4	3	4	7	1	0	0	8	(.233)	(1.27)	0	0	0	3	0	34	0	1	5.68
4/29	@ Nashville	L, 6-5 (10)	9.1	13	6	5	6	7	2	0	1	18	(.325)	(2.04)	0	0	1	0	0	48	0	1	5.65
4/30	@ Nashville	W, 10-6	9.0	9	6	6	5	9	1	0	1	13	(.257)	(1.56)	3	0	1	0	0	42	0	1	5.66
5/2	LOUISVILLE	L, 10-4	9.0	14	10	10	5	8	1	0	1	18	(.368)	(2.11)	3	0	0	0	0	45	0	0	5.83
5/3	LOUISVILLE	L, 7-4	9.0	11	7	6	4	10	0	0	3	20	(.306)	(1.67)	0	0	1	1	0	41	0	0	5.84
5/4	LOUISVILLE	L, 12-10	9.0	13	12	10	4	8	1	1	6	34	(.333)	(1.89)	0	0	0	1	0	43	0	0	5.99
5/5	LOUISVILLE	W, 6-2	9.0	7	2	2	3	8	1	0	1	11	(.219)	(1.11)	0	0	0	0	0	36	1	1	5.85
5/6	LOUISVILLE	W, 11-9	9.0	13	9	9	3	9	4	0	2	23	(.342)	(1.78)	0	0	1	0	0	42	1	1	5.95
5/7	LOUISVILLE	L, 4-3	9.0	6	4	4	7	10	2	0	1	11	(.188)	(1.44)	1	1	0	0	0	39	0	1	5.89
5/9	@ Scranton/WB	L, 14-2	8.0	18	14	13	5	6	4	0	4	34	(.486)	(2.88)	1	0	2	4	0	45	0	0	6.14
5/10	@ Scranton/WB																						
5/11	@ Scranton/WB																						
5/12	@ Scranton/WB																						
5/13	@ Scranton/WB																						
5/14	@ Scranton/WB																						
5/16	TOLEDO																						
5/17	TOLEDO																						
5/18	TOLEDO																						
5/19	TOLEDO																						
5/20	TOLEDO																						
5/21	TOLEDO																						
5/23	@ St. Paul																						
5/24	@ St. Paul																						
5/25	@ St. Paul																						
5/26	@ St. Paul																						
5/27	@ St. Paul																						
5/28	@ St. Paul																						
5/30	MEMPHIS																						
5/31	MEMPHIS																						
6/1	MEMPHIS																						
6/2	MEMPHIS																						
6/3	MEMPHIS																						
6/4	MEMPHIS																						
6/6	@ Indianapolis																						
6/7	@ Indianapolis																						
6/8	@ Indianapolis																						
6/9	@ Indianapolis																						
6/10	@ Indianapolis																						
6/11	@ Indianapolis																						
6/13	COLUMBUS																						
6/14	COLUMBUS																						
6/15	COLUMBUS																						
6/16	COLUMBUS																						
6/17	COLUMBUS																						
6/18	COLUMBUS																						
6/20	@ Rochester																						
6/21	@ Rochester																						
6/22	@ Rochester																						
6/23	@ Rochester																						
6/24	@ Rochester																						
6/25	@ Rochester																						

DATE	OPPONENT	RESULT	AB	R	H	TB	2B	3B	HR	XBH	RBI	BB	IBB	SO	SB	CS	HBP	SAC	SF	GIDP	LOB	AVG (SEASON)
3/31	@ Indianapolis	W, 8-6	40	8	12	16	2	1	0	3	8	9	0	12	5	0	0	0	0	0	14	.300
4/1	@ Indianapolis	W, 12-1	42	12	16	24	2	0	2	4	12	6	0	10	3	0	0	0	2	0	11	.341
4/2	@ Indianapolis	W, 8-3	39	8	12	22	1	0	3	4	8	4	0	5	2	0	1	0	0	0	9	.331
4/4	TOLEDO	L, 9-2	29	2	6	12	1	1	1	3	2	6	0	7	2	0	0	0	0	4	6	.307
4/5	TOLEDO	L, 7-6	34	6	8	18	1	0	3	4	6	4	0	10	1	1	1	0	0	1	6	.293
4/6	TOLEDO	L, 8-5	32	5	7	15	0	1	2	3	3	3	0	12	2	1	0	0	1	1	4	.282
4/7	TOLEDO	W, 9-4	34	9	12	18	3	0	1	4	8	4	0	11	0	0	0	0	1	1	6	.292
4/8	TOLEDO	W, 13-8	36	13	12	26	2	0	4	6	13	5	0	9	0	0	0	0	0	0	4	.297
4/9	TOLEDO	L, 8-2	33	2	6	11	2	0	1	3	2	6	0	12	0	0	2	0	0	0	12	.285
4/11	@ Iowa	L, 9-6	38	6	10	20	4	0	2	6	6	1	0	6	0	0	0	0	0	0	6	.283
4/12	@ Iowa	W, 10-6	38	10	12	29	5	0	4	9	10	3	0	9	1	1	1	0	0	0	5	.286
4/13	@ Iowa	L, 14-1	31	1	6	12	3	0	1	4	1	1	0	4	0	0	0	0	0	1	4	.279
4/14	@ Iowa	W, 11-8	38	11	11	14	3	0	0	3	10	7	0	7	5	1	2	0	1	0	10	.280
4/15	@ Iowa	PPD/Rain																				
4/16 G1	@ Iowa	Cancelled/Snow																				
4/16 G2	@ Iowa	Cancelled/Snow																				
4/18	GWINNETT	L, 4-1	31	1	7	10	3	0	0	3	1	3	0	10	0	1	1	0	1	1	8	.277
4/19	GWINNETT	L, 6-2	31	2	6	14	2	0	2	4	2	3	0	7	2	0	0	0	0	1	5	.272
4/20	GWINNETT	L, 9-3	27	3	3	4	1	0	0	1	3	11	0	10	2	0	0	0	2	1	10	.264
4/21	GWINNETT	L, 7-3	35	3	9	13	1	0	1	2	3	4	0	8	1	0	0	0	0	1	9	.264
4/22	GWINNETT	L, 5-2	27	2	4	8	1	0	1	2	2	4	0	8	0	1	0	0	0	3	2	.259
4/23	GWINNETT	W, 5-3	31	5	12	15	3	0	0	3	5	4	0	7	6	1	0	0	0	0	6	.265
4/25	@ Nashville	L, 8-3	29	3	5	6	1	0	0	1	3	3	0	12	0	0	1	0	0	2	3	.261
4/26	@ Nashville	L, 5-0	30	0	4	5	1	0	0	1	0	2	0	7	3	0	0	0	0	2	5	.255
4/27	@ Nashville	W, 2-1	33	2	8	13	2	0	1	3	2	2	0	11	2	0	1	0	0	1	7	.255
4/28	@ Nashville	L, 4-3	30	3	5	5	0	0	0	0	2	3	0	9	3	1	0	0	0	1	3	.251
4/29	@ Nashville	L, 6-5 (10)	37	5	8	15	4	0	1	5	4	3	0	6	0	0	0	0	0	2	6	.250
4/30	@ Nashville	W, 10-6	34	10	11	23	3	0	3	6	10	7	0	7	3	0	1	1	3	1	9	.253
5/2	LOUISVILLE	L, 10-4	33	4	6	9	1	1	0	2	4	7	0	10	0	1	1	0	0	1	10	.250
5/3	LOUISVILLE	L, 7-4	34	4	10	13	3	0	0	3	4	2	0	6	0	0	0	0	0	3	5	.252
5/4	LOUISVILLE	L, 12-10	40	10	11	17	3	0	1	4	8	4	0	6	6	0	1	0	1	0	9	.253
5/5	LOUISVILLE	W, 6-2	30	6	5	12	1	0	2	3	6	3	0	10	3	0	0	0	0	0	3	.250
5/6	LOUISVILLE	W, 11-9	31	11	12	16	1	0	1	2	10	6	0	6	2	1	4	1	1	0	8	.254
5/7	LOUISVILLE	L, 4-3	35	3	8	17	1	1	2	4	3	2	0	10	2	0	0	0	0	0	7	.253
5/9	@ Scranton/WB	L, 14-2	31	2	4	8	1	0	1	2	1	0	0	5	0	0	0	0	0	1	2	.250
5/10	@ Scranton/WB																					
5/11	@ Scranton/WB																					
5/12	@ Scranton/WB																					
5/13	@ Scranton/WB																					
5/14	@ Scranton/WB																					
5/16	TOLEDO																					
5/17	TOLEDO																					
5/18	TOLEDO																					
5/19	TOLEDO																					
5/20	TOLEDO																					
5/21	TOLEDO																					
5/23	@ St. Paul																					
5/24	@ St. Paul																					
5/25	@ St. Paul																					
5/26	@ St. Paul																					
5/27	@ St. Paul																					
5/28	@ St. Paul																					
5/30	MEMPHIS																					
5/31	MEMPHIS																					
6/1	MEMPHIS																					
6/2	MEMPHIS																					
6/3	MEMPHIS																</					

HITTING

SERIES	OPPONENT	DATES	AVG	G	AB	R	H	TB	2B	3B	HR	RBI	BB	IBB	SO	SB	CS	OBP	SLG	OPS	PA	SAC	SF	HBP	GIDP
SERIES 1	@ Indianapolis	3/31 - 4/2	.331	3	121	28	40	62	5	1	5	28	19	0	27	10	0	.420	.512	.932	143	0	2	1	0
SERIES 2	TOLEDO	4/4 - 4/9	.258	6	198	37	51	100	9	2	12	34	28	0	61	5	2	.355	.505	.860	231	0	2	3	7
SERIES 3	@ Iowa	4/11 - 4/16	.269	4	145	28	39	75	15	0	7	27	12	0	26	6	2	.335	.517	.852	161	0	1	3	1
SERIES 4	GWINNETT	4/18 - 4/23	.225	6	182	16	41	64	11	0	4	16	29	0	50	11	3	.330	.352	.682	215	0	3	1	7
SERIES 5	@ Nashville	4/25 - 4/30	.212	6	193	23	41	67	11	0	5	21	20	0	52	11	1	.292	.347	.639	220	1	3	3	9
SERIES 6	LOUISVILLE	5/2 - 5/7	.256	6	203	38	52	84	10	2	6	35	24	0	48	13	2	.349	.414	.763	236	1	2	6	4
SERIES 7	@ Scranton/WB	5/9 - 5/14																							
SERIES 8	TOLEDO	5/16 - 5/21																							
SERIES 9	@ St. Paul	5/23 - 5/28																							
SERIES 10	MEMPHIS	5/30 - 6/4																							
SERIES 11	@ Indianapolis	6/6 - 6/11																							
SERIES 12	COLUMBUS	6/13 - 6/18																							
SERIES 13	@ Rochester	6/20 - 6/25																							
SERIES 14	IOWA	6/28 - 7/3																							
SERIES 15	@ Gwinnett	7/4 - 7/9																							
SERIES 16	INDIANAPOLIS	7/14 - 7/16																							
SERIES 17	ST. PAUL	7/18 - 7/23																							
SERIES 18	@ Columbus	7/25 - 7/30																							
SERIES 19	@ Louisville	8/1 - 8/6																							
SERIES 20	IOWA	8/8 - 8/13																							
SERIES 21	@ Toledo	8/15 - 8/20																							
SERIES 22	ST. PAUL	8/22 - 8/27																							
SERIES 23	LOUISVILLE	8/29 - 9/3																							
SERIES 24	@ Iowa	9/5 - 9/10																							
SERIES 25	INDIANAPOLIS	9/12 - 9/17																							
SERIES 26	@ Columbus	9/19 - 9/24																							

PITCHING

SERIES	OPPONENT	DATES	W	L	ERA	G	GS	CG	SHO	GF	HLD	SV	SVO	IP	H	R	ER	HR	HB	BB	IBB	SO	AVG	WP	BK	GIDP
SERIES 1	@ Indianapolis	3/31 - 4/2	3	0	3.33	3	3	0	0	3	0	1	1	27.0	27	10	10	2	3	9	0	25	.273	0	1	9
SERIES 2	TOLEDO	4/4 - 4/9	2	4	6.67	6	6	0	0	6	0	0	1	54.0	69	44	40	11	4	30	0	56	.303	2	1	6
SERIES 3	@ Iowa	4/11 - 4/16	2	2	9.00	4	4	0	0	4	2	1	1	34.0	41	37	34	8	6	17	1	42	.289	1	0	1
SERIES 4	GWINNETT	4/18 - 4/23	1	5	4.50	6	6	0	0	6	3	1	1	54.0	55	34	27	5	2	24	0	39	.268	10	1	6
SERIES 5	@ Nashville	4/25 - 4/30	2	4	4.85	6	6	0	0	6	6	1	4	52.0	57	30	28	5	3	26	0	43	.284	3	0	4
SERIES 6	LOUISVILLE	5/2 - 5/7	2	4	6.83	6	6	0	0	6	3	2	3	54.0	64	44	41	14	2	26	0	53	.298	4	1	2
SERIES 7	@ Scranton/WB	5/9 - 5/14																								
SERIES 8	TOLEDO	5/16 - 5/21																								
SERIES 9	@ St. Paul	5/23 - 5/28																								
SERIES 10	MEMPHIS	5/30 - 6/4																								
SERIES 11	@ Indianapolis	6/6 - 6/11																								
SERIES 12	COLUMBUS	6/13 - 6/18																								
SERIES 13	@ Rochester	6/20 - 6/25																								
SERIES 14	IOWA	6/28 - 7/3																								
SERIES 15	@ Gwinnett	7/4 - 7/9																								
SERIES 16	INDIANAPOLIS	7/14 - 7/16																								
SERIES 17	ST. PAUL	7/18 - 7/23																								
SERIES 18	@ Columbus	7/25 - 7/30																								
SERIES 19	@ Louisville	8/1 - 8/6																								
SERIES 20	IOWA	8/8 - 8/13																								
SERIES 21	@ Toledo	8/15 - 8/20																								
SERIES 22	ST. PAUL	8/22 - 8/27																								
SERIES 23	LOUISVILLE	8/29 - 9/3																								
SERIES 24	@ Iowa	9/5 - 9/10																								
Series 25	INDIANAPOLIS	9/12 - 9/17																								
Series 26	@ Columbus	9/19 - 9/24																								

 SERIES WINS: 1 (On Road)

 SERIES LOSSES: 4 (3 at Home, 1 on Road)

 SERIES SPLITS: 1 (On Road)

THE LAST TIME OMAHA...

THREW A PERFECT GAME	
THREW A 9-INNING NO-HITTER	6/20/1988 vs. Columbus (Luis Aquino, 2-0 win)
THREW A 7-INNING NO-HITTER	7/13/1990 @ Iowa [G1] (Gene Walter, 3-0 win)
THREW A COMBINED NO-HITTER	4/17/1997 vs. Oklahoma City (Jim Converse and Allen McDill, 2-0 win)

THREW A COMBINED 1-HITTER (9 Innings)	8/26/2019 vs. Nashville (5-0 Win)
	Pitchers: Arnaldo Hernandez (8.0 IP), Gabe Speier (1.0 IP)
THREW A COMBINED 1-HITTER (7 Innings)	
THREW A COMBINED 2-HITTER (9 Innings)	6/12/2022 vs. Lehigh Valley (10-0 Win)
	Pitchers: Zack Greinke (5.0 IP), Andrés Núñez (1.0 IP), Marcelo Martínez (2.0 IP) & Brad Peacock (1.0 IP)
THREW A COMBINED 2-HITTER (7 Innings)	
GOT NO-HIT (9 INNINGS)	June 7, 2017 vs. Nashville (4-0 Loss)

GOT NO-HIT (LESS THAN 9 INNINGS)	6/29/2008 vs. Oklahoma [G1] (Dustin Nippert, 2-0 loss)
GOT 1-HIT	8/15/2021 vs. Iowa (10-0 Loss)
GOT 2-HIT	8/17/2022 @ Louisville (4-3 Loss)

THREW A COMBINED 9-INNING SHUTOUT	8/12/2022 @ Toledo (5-0 Win)
	Pitchers: Drew Parrish (6.0 IP), Collin Snider (2.0 IP), Sam Freeman (1.0 IP)
THREW SHUTOUTS IN 3 STRAIGHT GAMES	8/7/2018 vs. Salt Lake and 8/9 and 8/10/2018 @ Round Rock (5-0, 9-0, 2-0)
THREW BACK-TO-BACK SHUTOUTS	8/9 and 8/10/2018 @ Round Rock (5-0 Win & 2-0 Win)
GOT SHUT OUT (9 INNINGS)	4/26/2023 @ Nashville (5-0 Loss)
GOT SHUT OUT IN BACK-TO-BACK GAMES	7/23 and 7/24/2022 vs. Iowa (10-0 Loss, 7-0 Loss)
GOT SHUT OUT IN 3 STRAIGHT GAMES	N/A (Since 2005)
GOT SHUT OUT (LESS THAN 9 INNINGS)	5/28, 2022 @ Louisville [G2] (3-0 Loss)

WON 10 GAMES IN A ROW	June 5 to June 16, 2012
WON 9 GAMES IN A ROW	May 22 to June 1, 2021
WON 8 GAMES IN A ROW	May 23 to May 30, 2011
WON 7 GAMES IN A ROW	July 21 to July 26, 2015
WON 6 GAMES IN A ROW	August 25 to August 31, 2021

LOST 10 GAMES IN A ROW	August 6 to August 16, 2006
LOST 8 GAMES IN A ROW	June 6 to June 14, 2016
LOST 7 GAMES IN A ROW	April 20 to April 28, 2019
LOST 6 GAMES IN A ROW	May 4 to May 9, 2018

STUCK OUT 19+ OPPOSING HITTERS	5/6/2021 vs. St. Paul (19)
STUCK OUT 17+ OPPOSING HITTERS	5/6/2021 vs. St. Paul (19)
STUCK OUT 15+ OPPOSING HITTERS	9/22/2022 vs. Iowa (15)
STUCK OUT 10+ OPPOSING HITTERS	5/7/2023 vs. Louisville (10)

SCORED 20+ RUNS IN ONE GAME	7/4/2022 vs. Toledo (20)
SCORED 15+ RUNS IN ONE GAME	7/4/2022 vs. Toledo (20)
SCORED 10+ RUNS IN ONE GAME	5/4/2023 vs. Louisville (10)
ALLOWED 20+ RUNS IN ONE GAME	9/11/2021 @ St. Paul (21)
ALLOWED 15+ RUNS IN ONE GAME	9/11/2022 vs. Indianapolis (19)
ALLOWED 10+ RUNS IN ONE GAME	5/9/2023 @ Scranton/Wilkes-Barre (14)

HAD 27+ HITS IN ONE GAME	7/4/2022 vs. Toledo (27)
HAD 25+ HITS IN ONE GAME	7/4/2022 vs. Toledo (27)
HAD 20+ HITS IN ONE GAME	7/4/2022 vs. Toledo (27)
HAD 17+ HITS IN ONE GAME	4/1/2023 vs. Indianapolis (16)
HAD 10+ HITS IN ONE GAME	5/6/2023 vs. Louisville (12)
ALLOWED 22+ HITS IN ONE GAME	8/2/2019 @ Reno (23)
ALLOWED 20+ HITS IN ONE GAME	8/2/2019 @ Reno (23)
ALLOWED 15+ HITS IN ONE GAME	5/9/2023 @ Scranton/Wilkes-Barre (18)
ALLOWED 10+ HITS IN ONE GAME	5/9/2023 @ Scranton/Wilkes-Barre (18)

WALKED 14+ TIMES IN ONE GAME	4/14/2022 vs. Louisville (14)
WALKED 10+ TIMES IN ONE GAME	7 Runs, 8th Inning - 4/2/2023 @ Indianapolis (8-3 win)
WALKED 8+ TIMES IN ONE GAME	4/20/2023 vs. Gwinnett (11)
ALLOWED 13+ WALKS IN ONE GAME	5/8/2007 vs. Sacramento (13)
ALLOWED 10+ WALKS IN ONE GAME	9/21/2022 vs. Iowa (11)
ALLOWED 8+ WALKS IN ONE GAME	4/6/2023 vs. Toledo (8)

HIT 9+ HOME RUNS IN A GAME	7/3/2022 vs. Toledo (9)
HIT 7+ HOME RUNS IN A GAME	7/3/2022 vs. Toledo (9)
HIT 5+ HOME RUNS IN A GAME	7/3/2022 vs. Toledo (9)
HIT 3+ HOME RUNS IN A GAME	4/3/2023 @ Nashville (3)
ALLOWED 7+ HOME RUNS IN A GAME	9/5/2021 vs. Toledo (7)
ALLOWED 5+ HOME RUNS IN A GAME	5/4/2023 vs. Louisville (6)
ALLOWED 3+ HOME RUNS IN A GAME	5/9/2023 @ Scranton/Wilkes-Barre (4)

HAD 2 PLAYERS HIT 2 HOME RUNS IN A GAME	Nate Eaton & Roman Quinn, 7/4/2022 vs. Toledo (20-6 win)
HIT BACK-TO-BACK HOME RUNS	4/5/2023 vs. Toledo, 6th Inning (7-6 loss)

HIT 3 STRAIGHT HOME RUNS	Tyler Gentry (3-run) & Logan Porter (solo)
	5/21/2021 @ Iowa, 9th Inning (9-8 loss)
	Anderson Miller (2-run), Sebastian Rivero (solo), Gabriel Cancel (solo)

SCORED 10+ RUNS IN AN INNING	12 Runs, 2nd Inning - 4/8/2019 @ Memphis (14-3 win)
SCORED 7+ RUNS IN AN INNING	7 Runs, 8th Inning - 4/2/2023 @ Indianapolis (8-3 win)
SCORED 5+ RUNS IN AN INNING	5 Runs, 5th Inning - 5/6/2023 vs. Louisville (11-9 win)
SCORED 4+ RUNS IN AN EXTRA INNING	6 Runs, 11th Inning - 8/3/2021 @ Columbus (11-7 win)
ALLOWED 10+ RUNS IN AN INNING	10 Runs, 6th Inning - 7/16/2012 vs. Oklahoma City (16-6 loss)
ALLOWED 7+ RUNS IN AN INNING	8 Runs, 4th Inning - 9/11/2022 vs. Indianapolis (5-9 loss)
ALLOWED 5+ RUNS IN AN INNING	6 Runs, 6th Inning - 5/2/2023 vs. Louisville (10-4 loss)
ALLOWED 4+ RUNS IN AN EXTRA INNING	6 Runs, 12th Inning - 7/7/2017 vs. Colorado Springs (8-4 loss)
WON A GAME BY 15+ RUNS	14 Runs - 7/4/2023 vs. Toledo (20-6 win)
WON A GAME BY 10+ RUNS	11 Runs - 4/1/2023 vs. Indianapolis (12-1 win)
LOST A GAME BY 15+ RUNS	16 Runs - 9/11/2022 vs. Indianapolis (19-3 loss)
LOST A GAME BY 10+ RUNS	12 Runs - 5/9/2023 @ Scranton/Wilkes-Barre (14-2 loss)

SCORED 12+ RUNS IN CONSECUTIVE GAMES	9/25/2021 and 9/26/2021 vs. Indianapolis (12-3 Win & 17-12 loss)
SCORED 10+ RUNS IN CONSECUTIVE GAMES	6/26/2022 vs. Columbus & 6/28/2022 @ St. Paul (17-4 Win, 11-2 win)
SCORED JUST ONE RUN WITHOUT AN RBI	5/4/2019 vs. Iowa (6-3 loss)
SCORED MULTIPLE RUNS WITHOUT AN RBI	4/30/2018 @ Iowa (10-3 loss)
SCORED MORE RUNS THAT RECORDED HITS	4/8/2023 vs. Toledo (13-8 win, 13 R on 12 H)

TURNED 6 DOUBLE PLAYS IN ONE GAME	8/25/08 vs. New Orleans
TURNED 5 DOUBLE PLAYS IN ONE GAME	4/1/2023 @ Indianapolis
TURNED 4 DOUBLE PLAYS IN ONE GAME	5/9/2023 @ Scranton/Wilkes-Barre
TURNED 3+ DOUBLE PLAYS IN ONE GAME	4/28/2023 @ Nashville (3)
TURNED A TRIPLE PLAY	6/3/1992 @ Denver, 1st Inning (3-2 win)

HIT INTO A TRIPLE PLAY	5-4-3 (Fielders: Sean Berry to Stu Cole to Jeff Conine Batter: Jim Tatum)
	4/17/2015 vs. New Orleans, Cheslor Cuthbert, 1st Inning (5-3 loss)
	5-3-4-6-5-3 (Fielders: Derek Dietrich to Justin Bour to Scott Sizemore to Miguel Rojas to Dietrich to Bour)

COMMITTED 6 ERRORS	5/10/2012 @ Sacramento
COMMITTED 5 ERRORS	4/16/2006 @ Memphis
COMMITTED 4 ERRORS	6/29/2022 @ St. Paul
COMMITTED 3+ ERRORS	4/23/2023 vs. Gwinnett(3)

EVERY STORM CHASER IN THE STARTING LINEUP HAD A HIT	4/23/2023 vs. Gwinnett
EVERY STORM CHASER IN THE STARTING LINEUP SCORED A RUN	4/1/2023 vs. Indianapolis
EVERY STORM CHASER IN THE STARTING LINEUP HAD A HIT AND SCORED A RUN	
LINEUP BATTED AROUND TWICE IN ONE GAME	

WON ON THE LAST AT-BAT OF THE GAME (WALK-OFF WIN)	9/22/2022 vs. Iowa (5-4 Win, 13 innings)
LOST ON THE LAST AT-BAT OF THE GAME (WALK-OFF LOSS)	4/29/2023 @ Nashville (6-5 Loss, 10 innings)
PLAYED BACK-TO-BACK EXTRA-INNING GAMES	7/2 and 7/3/2019 @ Round Rock (7-6 Loss & 9-8 Loss, both 10 innings)

WON BOTH GAMES OF A DOUBLEHEADER	8/22/2022 vs. Scranton/Wilkes-Barre (9-4 Win & 12-10 Win)
PITCHED SHUTOUTS IN BOTH GAMES OF A DOUBLEHEADER	N/A (Since 2005)
LOST BOTH GAMES OF A DOUBLEHEADER	8/29/2018 vs. Colorado Springs (3-2 Loss & 7-0 Loss)
SHUT OUT IN BOTH GAMES OF A DOUBLEHEADER	6/2/2013 vs. Memphis (7-0 Loss, 5-0 Loss)

OPPOSING HITTER HAD A 3-HOMER GAME	Christian Encarnacion-Strand, 5/4/2023 vs. Louisville
OPPOSING HITTER HIT FOR THE A CYCLE	Matt McClain, 5/4/2023 vs. Louisville

THE LAST TIME AN OMAHA HITTER...

HAD 6 HITS IN ONE GAME	Matt Diaz, 7/27/2005 @ Portland
HAD 5 HITS IN ONE GAME	Dairon Blanco, 9/15/2022 @ Columbus
HAD 4 HITS IN ONE GAME	Freddy Fermin, 4/11/2023 @ Iowa
HAD 3 HITS IN ONE GAME	Tucker Bradley, 5/6/2023 vs. Louisville

HIT 3 HOME RUNS IN ONE GAME	Ryan McBroome, 6/13/2021 @ St. Paul
HIT 2 HOME RUNS IN ONE GAME	Freddy Fermin, 4/8/2023 vs. Toledo
HIT 2 TRIPLES IN ONE GAME	Angel Franco, 5/6/2016 @ Iowa
HIT 4 DOUBLES IN ONE GAME	Jordan Parraz, 5/18/2010 @ Las Vegas
HIT 3 DOUBLES IN ONE GAME	Dairon Blanco, 9/15/2022 @ Columbus
HIT 2 DOUBLES IN ONE GAME	Tyler Gentry, 5/3/2023 vs. Louisville
HIT 2 SACRIFICE FLIES IN ONE GAME	Samad Taylor, 4/30/2023 @ Nashville

HIT A GRAND SLAM	Brent Rooker, 9/26/2022 @ St. Paul
HIT AN INSIDE-THE-PARK HOME RUN	Bobby Witt Jr., 9/8/2021 @ St. Paul
LED OFF A HOME GAME WITH A HOME RUN	Drew Waters, 8/3/2022 vs. St. Paul
HIT A PINCH-HIT HOME RUN	Elier Hernández, 5/22/2019 vs. Iowa
HIT A WALK-OFF HOME RUN	Nate Eaton, 5/31/2022 vs. Indianapolis
HIT A WALK-OFF GRAND SLAM	Jimmy Goveas, 5/7/2022 vs. Columbus
HIT A WALK-OFF PINCH-HIT HOME RUN	Chad Santos, 8/23/2005 vs. New Orleans
HIT FOR THE CYCLE	Jimmy Paredes, 5/12/2014 vs. New Orleans

HAD 11 RBI IN ONE GAME	Mike Moustakas, 8/30/2010 vs. Round Rock
HAD 9 RBI IN ONE GAME	Brett Eibner, 4/9/2014 vs. Memphis
HAD 8 RBI IN ONE GAME	Jimmy Paredes, 5/12/2014 vs. New Orleans
HAD 7 RBI IN ONE GAME	Brett Hayes, 4/14/2013 vs. Nashville
HAD 6 RBI IN ONE GAME	Freddy Fermin, 4/8/2023 vs. Toledo
HAD 5 RBI IN ONE GAME	Jackson Reetz, 4/1/2023 @ Indianapolis
HAD 4 RBI IN ONE GAME	Nick Loftin, 5/5/2023 vs. Louisville

SCORED 5 RUNS IN ONE GAME	Brett Eibner, 5/12/2014 vs. New Orleans
SCORED 4 RUNS IN ONE GAME	Maikel Garcia, 9/15/2022 @ Columbus
SCORED 3 RUNS IN ONE GAME	Samad Taylor, 5/4/2023 vs. Louisville

WALKED 4 TIMES IN ONE GAME	MJ Melendez, 8/22/2022 vs. Columbus
WALKED 3 TIMES IN ONE GAME	Freddy Fermin, 4/30/2023 @ Nashville

STOLE 4 BASES IN ONE GAME	Samad Taylor, 5/4/2023 vs. Louisville
STOLE 3 BASES IN ONE GAME	Samad Taylor, 4/26/2023 @ Nashville
STOLE 2 BASES IN ONE GAME	Dairon Blanco, 5/5/2023 vs. Louisville

STUCK OUT 5 TIMES IN ONE GAME	Drew Waters, 8/10/2022 @ Toledo
STUCK OUT 4 TIMES IN ONE GAME	Brewer Hicklen, 4/26/2022 @ Columbus
STUCK OUT 3 TIMES IN ONE GAME	Logan Porter, 5/7/2023 vs. Louisville

REACHED BASE 6 TIMES IN ONE GAME	Nicky Lopez, 7/27/2018 @ Fresno
REACHED BASE 5 TIMES IN ONE GAME	Dairon Blanco, 9/15/2022 @ Columbus
REACHED BASE 4 TIMES IN ONE GAME	Tyler Gentry & Dairon Blanco, 5/6/2023 vs. Louisville

REACHED BASE IN EVERY TRIP TO THE PLATE (6 PA)	Brett Eibner, 4/9/2014 vs. Memphis
REACHED BASE IN EVERY TRIP TO THE PLATE (5 PA)	Drew Waters, 7/27/2022 @ Syracuse
REACHED BASE IN EVERY TRIP TO THE PLATE (4 PA)	Freddy Fermin, 4/11/2023 @ Iowa

HAD 2 HOME RUNS IN THE SAME INNING	Brett Eibner: 5th inning, 5/12/2015 vs. Memphis
HAD 2 DOUBLES IN THE SAME INNING	Jay Dugan: 6th inning, 6/26/2022 vs. Columbus
HAD 2 HITS IN THE SAME INNING	Samad Taylor and Maikel Garcia: 8th inning, 4/2/2023 @ Indianapolis
REACHED 2 TIMES IN THE SAME INNING	Samad Taylor and Maikel Garcia: 8th inning, 4/2/2023 @ Indianapolis
SCORED 2 RUNS IN THE SAME INNING	Brewer Hicklen: 6th inning, 8/26/2022 vs. Scranton/WB

HIT HOME RUNS IN 6 STRAIGHT GAMES	Steve Sisco, June 13 to June 21, 1998
HIT HOME RUNS IN 5 STRAIGHT GAMES	Cory Aldridge, July 27 to August 8, 2009
HIT HOME RUNS IN 4 STRAIGHT GAMES	Nick Pratto, August 19 to August 22, 2021
HIT HOME RUNS IN 3 STRAIGHT GAMES	Brent Rooker, September 23 to September 26, 2022
HIT HOME RUNS IN BACK-TO-BACK GAMES	Nick Loftin, May 4 and May 5, 2023
HIT HOME RUNS IN BOTH GAMES OF A DOUBLEHEADER	Nick Pratto, 7/7/2022 @ Indianapolis
HIT HOME RUNS FROM BOTH SIDES OF THE PLATE, GAME	Tim Lincecum, Jr., 8/20/2009 @ Tacoma
HIT HOME RUN IN FIRST OMAHA AT-BAT	Jackson Reetz, 8/28/2022 vs. Scranton/WB [G1]

HAD 2+ HITS IN 7 STRAIGHT GAMES	Johnny Givotella, August 3 to August 14, 2014
HAD 2+ HITS IN 6 STRAIGHT GAMES	Dairon Blanco, September 10 to September 17, 2022
HAD 2+ HITS IN 5 STRAIGHT GAMES	MJ Melendez, September 25 to October 2, 2021

HAD A 20+ GAME HITTING STREAK	Frank Schwindel, 20 Games: July 22 to August 13, 2018
HAD A 18+ GAME HITTING STREAK	Frank Schwindel, 20 Games: July 22 to August 13, 2018
HAD A 16+ GAME HITTING STREAK	Frank Schwindel, 20 Games: July 22 to August 13, 2018
HAD A 14+ GAME HITTING STREAK	Dairon Blanco, 15 Games: May 15 to July 10, 2022
HAD A 12+ GAME HITTING STREAK	Dairon Blanco, 15 Games: May 15 to July 10, 2022

HAD A 40+ GAME REACHED BASE STREAK	Shane Costa, 46 Games: April 14 to August 8, 2007
HAD A 35+ GAME REACHED BASE STREAK	Alex Gordon, 39 Games: May 9 to June 19, 2010
HAD A 30+ GAME REACHED BASE STREAK	Freddy Fermin, 33 Games: August 3 to September 15, 2022
HAD A 25+ GAME REACHED BASE STREAK	Freddy Fermin, 33 Games: August 3 to September 15, 2022
HAD A 20+ GAME REACHED BASE STREAK	Freddy Fermin, 33 Games: August 3 to September 15, 2022

THE LAST TIME AN OMAHA PITCHER...

THREW A 1-HITTER (9 Innings)	Luis Mendoza, 7/18/2011 @ Memphis
THREW A 1-HITTER (7 Innings)	
THREW A 2-HITTER (9 Innings)	Jeff Suppan, 6/21/2011 @ Nashville
THREW A 2-HITTER (7 Innings)	Arnaldo Hernandez, 7/21/2018 vs. Round Rock [G1]

THREW A 9-INNING COMPLETE GAME SHUTOUT	Luis Mendoza, 7/18/2011 @ Memphis
THREW A 7-INNING COMPLETE GAME SHUTOUT	Jake Kalish, 7/2/2018 vs. Nashville [G1]
THREW A 5-INNING COMPLETE GAME SHUTOUT	Anthony Lerew, 8/31/2010 vs. Round Rock

THREW A 9-INNING COMPLETE GAME	Arnaldo Hernandez, 8/15/2018 vs. Oklahoma City
THREW AN 8-INNING COMPLETE GAME	John Lannan, 6/16/2016 @ Oklahoma City
THREW A 7-INNING COMPLETE GAME	Austin Cox, 8/28/2022 vs. Scranton/WB [G1]
THREW A 6-INNING COMPLETE GAME	Matt Wright, 8/8/2008 @ Nashville [G2]
THREW A 5-INNING COMPLETE GAME	Trevor Oaks, 8/6/2018 vs. Salt Lake

STUCK OUT 12 IN A GAME	Jakob Junis, 5/26/2017 @ Nashville
STUCK OUT 11 IN A GAME	John Lamb, 7/9/2014 vs. Iowa
STUCK OUT 10 IN A GAME	Jackson Kowar, 7/3/2021 @ St. Paul

WALKED 7 IN A GAME	Josh Staumont, 5/24/2017 @ Nashville
WALKED 6 IN A GAME	Drew Parrish, 6/22/2022 vs. Columbus
WALKED 5 IN A GAME	Drew Parrish, 9/16/2022 @ Columbus

ALLOWED 6 HOME RUNS IN A GAME	Matt Wright, 8/18/2007 vs. Albuquerque
ALLOWED 5 HOME RUNS IN A GAME	Drew Parrish, 5/4/2023 vs. Louisville
ALLOWED 4 HOME RUNS IN A GAME	Jake Kalish, 9/24/2021 vs. Indianapolis
ALLOWED 3 HOME RUNS IN A GAME	Marcelo Martínez, 5/3/2023 vs. Louisville
ALLOWED 2 HOME RUNS IN A GAME	Drew Parrish, 5/9/2023 @ Scranton/Wilkes-Barre

THREW 120+ PITCHES IN A GAME	Brett Tomko, 5/8/2014 @ Round Rock (127)
THREW 115+ PITCHES IN A GAME	Luke Farrell, 6/8/2017 vs. Nashville (116)
THREW 110+ PITCHES IN A GAME	Christian Binford, 9/3/2017 vs. Iowa (110)
THREW 100+ PITCHES IN A GAME	Jonathan Heasley, 4/25/2023 @ Nashville (104)
THREW 95+ PITCHES IN A GAME	Austin Cox, 4/27/2023 @ Nashville (99)
THREW 90+ PITCHES IN A GAME	Max Castillo, 5/2/2023 vs. Louisville (91)

WON HIS OMAHA DEBUT	Alec Marsh, 9/23/2022 vs. Iowa
THREW AN IMMACULATE INNING	Anthony Swarzak, 6/3/2021 vs. Iowa

ABS CHALLENGE TRACKER (1-FOR-8)

GM # – DATE	OPPONENT	PLAYER CHALLENGING	POSITION	INNING	CALL (COUNT)	OVERTURNED?	PLAY RESULT (COUNT)	UMPIRE
23 – April 28	@ Nashville	Logan Porter	Catcher	▼ 6	Ball (0-0)	No	Lineout, L9 (1-1)	Paul Clemons
23 – April 28	@ Nashville	Maikel Garcia	Batter	▲ 8	Strike (1-0)	No	Groundout, 5-4 (1-1)	Paul Clemons
29 – May 5	vs. Louisville	Jakson Reetz	Catcher	▲ 8	Ball (0-0)	No	Walk (3-0)	Tyler Jones
29 – May 5	vs. Louisville	Jakson Reetz	Catcher	▲ 9	Ball (1-0)	No	Strikeout Looking (2-2)	Tyler Jones
31 – May 7	vs. Louisville	Dairon Blanco	Batter	▼ 2	Strike (3-2)	No	Strikeout Looking (3-2)	Randy Rosenberg
31 – May 7	vs. Louisville	Brewer Hicklen	Batter	▼ 3	Strike (3-2)	YES	Walk (3-2)	Randy Rosenberg
31 – May 7	vs. Louisville	Jakson Reetz	Catcher	▲ 4	Ball (3-2)	No	Walk (3-2)	Randy Rosenberg
31 – May 7	vs. Louisville	Logan Porter	Batter	▼ 5	Strike (3-2)	No	Strikeout Looking (3-2)	Randy Rosenberg

ABS CHALLENGE TRACKER (BY PLAYER)

HITTERS (4)	SUCCESS RATE	CATCHERS (2)	SUCCESS RATE	PITCHERS (0)	SUCCESS RATE
Dairon Blanco – 1	0% – 0-for-1	Logan Porter – 1	0% – 0-for-1		
Maikel Garcia – 1	0% – 0-for-1	Jakson Reetz – 3	0% – 0-for-3		
Brewer Hicklen – 1	100% – 1-for-1				
Logan Porter – 1	0% – 0-for-1				