



# OMAHA STORM CHASERS GAME NOTES

## vs. LOUISVILLE BATS

LHP Drew Parrish (1-0, 1.71 ERA) vs. RHP Kevin Herget (0-1, 5.40 ERA)

Thursday, May 4, 2023 | Game #28 | Home Game #15

6:35 p.m. CT | Werner Park | Papillion, Nebraska

Radio: [stormchasers.mixlr.com](http://stormchasers.mixlr.com) | TV: Bally Live, MiLB.TV

10-17

11-17



Omaha Storm Chasers | 12356 Ballpark Way, Papillion, Nebraska 68046 | (402) 738-5100 | [OmahaStormChasers.com](http://OmahaStormChasers.com) | @OMASstormChasers

### UPCOMING SCHEDULE & PROBABLE PITCHERS

#### UPCOMING GAMES

#### OPPONENT

#### TIME (CT)

#### PROBABLE PITCHERS

Friday, May 5	LOUISVILLE	6:35 p.m. CT	RHP Mike Mayers (1-1, 8.25 ERA) vs. LHP Brandon Williamson (1-3, 8.46 ERA)
Saturday, May 6	LOUISVILLE	6:35 p.m. CT	RHP Jonathan Heasley (1-3, 9.00 ERA) vs. RHP Levi Stoudt (1-2, 5.68 ERA)
Sunday, May 7	LOUISVILLE	2:05 p.m. CT	RHP Max Castillo (0-5, 6.66 ERA) vs. LHP Andrew Abbott (1-0, 1.80 ERA)
Tuesday, May 9	@ Scranton/WB	5:05 p.m. CT	TBD vs. TBD

### THE MATCHUP

(UNDERLINE = MiLB LEADER) (BOLD = TRIPLE-A LEADER) (ITALICS = TRIPLE-A WORST)

.252 (10TH) <b>AVG</b> > .260 (6TH) 5.84 (18TH) < <b>ERA</b> 5.99 (19TH)	140 (9TH) < <b>R</b> 139 (10TH) 1.63 (18TH) < <b>WHIP</b> 1.68 (19TH)	228 (13TH) <b>H</b> > 241 (6TH) .289 (20TH) <b>AVG</b> > .272 (16TH)	33 (9TH) <b>HR</b> > 34 (8TH) 239.0 (9TH) < <b>IP</b> 234.1 (13TH)
117 (14TH) <b>BB</b> > 123 (12TH) 274 (20TH) <b>H</b> > 243 (12TH)	232 (7TH) < <b>K</b> 273 (17TH) 172 (18TH) - <b>R</b> - 172 (18TH)	43 (3RD) < <b>SB</b> 25 (15TH) 35 (17TH) <b>HR</b> > 30 (6TH)	341 (17TH) <b>OBP</b> > .351 (8TH) 115 (6TH) < <b>BB</b> 151 (19TH)
.430 (9TH) <b>SLG</b> > .433 (7TH) 223 (17TH) < <b>K</b> 198 (20TH)	.771 (9TH) <b>OPS</b> > .784 (8TH) 0 (14TH) - <b>SHO</b> - 0 (14TH)		

ALL-TIME vs. Louisville ..... 145-143 (.507)  
ALL-TIME at Omaha (Since 2021) ..... 8-6 (.571)  
ALL-TIME at Louisville (Since 2021) ..... 6-6 (.500)

2023 vs. Bats ..... 0-2 (.000)  
2023 at Werner Park ..... 0-2 (.000)  
2023 at Louisville Slugger Field .....

DATE	H/R	SCORE	WIN	LOSS	SAVE
5/2	H	<b>L, 10-4</b>	A. Abbott	M. Castillo	-
5/3	H	<b>L, 7-4</b>	B. Lively	M. Martinez	-
5/4	H				
5/5	H				
5/6	H				
5/7	H				
8/1	R				
8/2	R				
8/3	R				
8/4	R				
8/5	R				
8/6	R				
8/29	H				
8/30	H				
8/31	H				
9/1	H				
9/2	H				
9/3	H				

### STORM CHASERS ON THE RISE

Omaha players that appear on a Top-30 Royals prospects ranking

PLAYER (Position)	MLB PIPELINE	BASEBALL AMERICA
Nick Loftin (INF/OF)	Royals No. 4	Royals No. 8
Tyler Gentry (OF)	Royals No. 8	Royals No. 7
Samad Taylor (INF/OF)	Royals No. 21	Royals No. 24
Tucker Bradley (OF)	Royals No. 25	-
Jackson Kowar (RHP)	-	Royals No. 17
Max Castillo (RHP)	-	Royals No. 18

### STORM CHASERS PRESS BOX

Game Notes compiled by Nicholas Badders

Credential Requests: [nicholasb@omahastormchasers.com](mailto:nicholasb@omahastormchasers.com)

Omaha Storm Chasers gameday information, as well as the 2023 Storm Chasers Media Guide can be found at [milb.com/omaha/ballpark/media](http://milb.com/omaha/ballpark/media) or by scanning the QR code to the right.



### YESTERDAY'S GAME

	1	2	3	4	5	6	7	8	9	R	H	E	LO
Louisville	1	3	1	0	0	2	0	0	0	7	11	0	7
Omaha	1	0	0	0	0	0	0	0	3	4	10	1	5

WIN: Ben Lively (4-0) | LOSS: Marcelo Martinez (1-1) | SAVE: None

**PAPILLION, NEB.** – Despite scoring three in the ninth, the Omaha Storm Chasers could not finish a comeback Wednesday afternoon, falling to the Louisville Bats 7-4.  
The Bats and Chasers traded runs in the first inning as **Michael Siani** hit a leadoff homer to open the game for Louisville, then Omaha collected three consecutive two-out hits in the bottom half, with Logan Porter singling in **Tyler Gentry**.  
In the second, Louisville took the lead with a three-run homer, then added another run in the third on a solo homer to jump out to a 5-1 lead.  
After allowing the three home runs, **Marcelo Martinez** settled into a groove, retiring his final seven hitters and finishing five innings in a spot start, his first start of the year.  
The Bats added two more runs in the seventh inning, as **Dylan Coleman** made his first appearance of the 2023 season with Omaha, walking two and allowing a pair of run-scoring hits.  
**Andrés Núñez**, **Jackson Kowar** and **Nick Wittgren** combined for three scoreless innings of relief behind Coleman, while the five Omaha pitchers combined for 0 strikeouts.  
Offensively, the Storm Chasers stayed silent after the first inning until the ninth, managing just three hits between the second and eighth innings.  
In the ninth, Gentry opened the frame with his second double of the game, then Porter followed up with his third hit of the contest ... **CJ Alexander** doubled in Gentry, **Brewer Hicklen** singled in Porter and **Tucker Bradley** reached on a fielder's choice that plated Alexander to bring the score to three ... the tying run did not leave the on-deck circle, as a strikeout ended the game and Omaha dropped a second straight to Louisville, albeit by a three-run margin, a closer game than Tuesday.

### NOTES AND NUGGETS

#### PUSHIN P(ORTER)

Catcher **Logan Porter** is once again flying under the radar, as one of the most productive hitters in the International League season.  
Porter ranks 6th in the International League in slugging percentage (.652) and 10th in OPS (1.030), while tied 12th with 6 home runs.  
His 6 homers lead the Storm Chasers and 43 total bases are the 2nd-most among Omaha hitters.  
Porter made 33 starts last year at first base for Omaha but did not make a start at catcher ... this year, he's made 9 starts at catcher and just 4 and first base.

#### RALLY KILLERS

Three innings in yesterday's game ended with double plays, which has become a common theme this season for the Storm Chasers.  
Three yesterday gives Omaha 18 inning-ending double plays, the most of any team in the International League ... only three teams in all of the Minor Leagues (Reno, 21 & El Paso, 19) have hit into more double plays with 1 out in an inning.  
In total, the Chasers have hit into 28 double plays this season, the 2nd-most in the league and 5th-most in the Minors ... they've grounded into multiple double plays in 6 games this season, including three games with 3+ double plays hit into.  
On the flip side, Omaha's pitchers have induced 27 double plays, the 2nd-most in the league ... 17 inning-ending double plays that Omaha has turned in the field are the most of any team in the league and tied 3rd-most in the Minors.

#### ROLLING IN THE DEEP

With 5.0 innings from Marcelo Martinez yesterday Omaha starting pitchers have combined to throw 123.0 innings this season, the 4th-most among International League teams, however the 6.37 ERA ranks 19th (2nd-worst) in the league, only ahead of the Charlotte Knights (6.42 ERA).  
Omaha starters have thrown at least 5.0 innings in 15 of 27 games this season, including 13 of the last 14 ... in that 14 game stretch since April 18, the staff's 74.1 innings throw by Chasers starters are the most of any Minor League club (closest: Memphis Redbirds, 74.0 IP).  
The last 14 games have featured four quality starts, from **Mike Mayers** (4/18), **Jonathan Heasley** (4/19), **Austin Cox** (4/27) and **Drew Parrish** (4/28).  
While they're generally going deep into games, Omaha starters are receiving an average of 2.37 runs of support per start ... they're 7-4 when getting at least 3 runs of support and 3-13 when getting 2 or less, with 6 games of ZERO run support for the starter.

#### NEW KIDS ON THE BLOCK

In the last 24 hours, the Omaha Storm Chasers have added 4 new players to the roster, including two that will make their Triple-A debuts.  
Prior to yesterday's game, **Jonah Dipoto** and **Walter Pennington** were promoted to Triple-A for the first time, from Double-A Northwest Arkansas ... their first appearances with the Storm Chasers will be their Triple-A debuts.  
Dipoto and Pennington spent the majority of 2022 with the Naturals and began this season ... in Double-A, they combined to allow 1 ER in 20 IP (0.45 ERA) with 8 BB and 24 K (3.0 K/BB, 10.8).

### AT A GLANCE

#### RECENT

Last 5 Games .....	1-4
Last 10 Games .....	3-7
Last 20 Games .....	6-14

#### HOME/AWAY

Home Games .....	3-11
Away Games .....	7-6

#### TIME OF DAY

Night Games .....	4-10
Day Games .....	6-7

#### MONTH

March .....	1-0
April .....	9-15
May .....	0-2
June .....	
July .....	
August .....	
September .....	

#### OPPONENT

vs. Columbus .....	
vs. Gwinnett .....	1-5
vs. Indianapolis .....	3-0
vs. Iowa .....	2-2
vs. Louisville .....	0-2
vs. Memphis .....	
vs. Nashville .....	2-4
vs. Rochester .....	
vs. Scranton/WB .....	
vs. St. Paul .....	
vs. Toledo .....	2-4

#### DAY OF THE WEEK

on Monday .....	
on Tuesday .....	0-5
on Wednesday .....	1-4
on Thursday .....	1-3
on Friday .....	3-2
on Saturday .....	2-2
on Sunday .....	3-1

#### THIS HOMESTAND

Record .....	0-2
Batting Average .....	(.239)
Runs/Per Game .....	8/4.0
Home Runs .....	0
ERA .....	8.00 (16 ER / 18.0 IP)
Strikeouts (K/9) .....	18 (9.0)
Saves/Opportunities ...	0/0

## QUICK FACTS

Founded.....	2011 (1969-2010: Omaha Royals)
Colors.....	Royal Blue, Twister Gold, Blackout Black
League.....	International League (Since 2021)
Ownership.....	Alliance Baseball Omaha LLC
General Manager.....	Laurie Schlender (4th Year)
Home Ballpark (Capacity).....	Werner Park (9,023, 6,254 fixed seats)
Dimensions.....	LF- 310 CF- 402 RF- 315

## ROSTER BREAKDOWN

Age 22.....0	Native of Cuba.....1
Age 23.....0	Native of Dominican Republic.....2
Age 24.....4	Native of United States.....24
Age 25.....3	Native of Venezuela.....2
Age 26.....9	Acquired by Royals via Free Agency.....10
Age 27.....6	(International).....1 (Minor League) ...6 (Undrafted).....3
Age 28.....2	Acquired by Royals via Trade.....6
Age 29.....1	Acquired by Royals via Waivers.....1
Age 30.....1	Acquired by Royals via First Year Player Draft.....11
Age 31.....2	(High School).....0 (Rounds 1-5).....3 (2015-17 Drafts).....2
Age 32.....0	(2nd Year/College).....1 (Rounds 6-10).....3 (2018 Draft).....4
Average Age ....26 Years 209 Days	(3rd Year/College).....7 (Rounds 11-20).....2 (2019 Draft).....3
Median Age.....26	(4th+ Year/College).....3 (Rounds 21-40).....3 (2020 Draft).....2

## PRO-NUN-SEE-AY-SHUNS

## PLAYERS







0 SAMAD TAYLOR.....	(suh-mod)
2 RYAN GOINS.....	(GO-ins)
6 CLAY DUNGAN.....	(duhn-ginn)
15 FRANMIL REYES.....	(fran-MEAL)
16 DAIRON BLANCO.....	(DYE-rone)
17 ANGELO CASTELLANO.....	(kass-tay-AH-noh)
21 MIKE MAYERS.....	(MY-ers)
37 JACKSON KOWAR.....	(coh-wahr)
41 ANDRÉS NÚÑEZ.....	(ahn-drez NOON-yez)
44 RYAN WEISS.....	(wyss)
45 JOSE CUAS.....	(kwas)
50 MAX CASTILLO.....	(ca-STEE-yo)
55 JONAH DIPOTO.....	(dih-POH-to)
58 BROOKS KRISKE.....	(KRIS-kee)
62 NICK WITTGREN.....	(wit-grinn)

## COACHES

















23 MIKE JIRSCHLE.....	(jursh-LEE)
33 DAVID NOWORYTA.....	(Nova-REE-tah)
52 BIJAN RADEMACHER.....	(bee-ZHON RAH-de-moch-err)

## UNIFORM RECORDS

## STANDARD UNIFORMS

 <b>Blue Vortex</b> Home: 1-6 Road: 0-0	 <b>Blue O-Bolt</b> Home: 0-1 Road: 7-6	 <b>Powder SC</b> Home: 2-3 Road: 0-0	 <b>Powder O</b> Home: 0-0 Road: 0-0
 <b>Home White</b> Home: 1-6 Road: 0-0	 <b>Road Grey</b> Home: 0-0 Road: 3-4	 <b>Blue O-Bolt</b> Home: 0-1 Road: 4-2	 <b>Powder Blue</b> Home: 2-3 Road: 0-0
 <b>Black O-Bolt</b> Home: 0-0 Road: 0-0	 <b>Community</b> Home: 0-1 Road: 0-0	 <b>Star Wars</b> Home: 0-0 Road: 0-0	

## SPECIALTY/THEME NIGHTS

 <b>Black O-Bolt</b> Home: 0-1 Road: 0-0	 <b>Patriotic</b> Home: 0-0 Road: 0-0	 <b>Runzas</b> Home: 0-0 Road: 0-0	 <b>Cattlemen</b> Home: 0-0 Road: 0-0	 <b>Rockets</b> Home: 0-0 Road: 0-0	 <b>Marvel</b> Home: 0-0 Road: 0-0	 <b>Throwback</b> Home: 0-0 Road: 0-0
 <b>Community</b> Home: 0-1 Road: 0-0	 <b>Star Wars</b> Home: 0-0 Road: 0-0	 <b>Patriotic</b> Home: 0-0 Road: 0-0	 <b>Runzas</b> Home: 0-0 Road: 0-0	 <b>Cattlemen</b> Home: 0-0 Road: 0-0	 <b>Rockets</b> Home: 0-0 Road: 0-0	 <b>Marvel</b> Home: 0-0 Road: 0-0
 <b>Throwback</b> Home: 0-0 Road: 0-0	 <b>Corn</b> Home: 0-0 Road: 0-0					

## TRANSACTIONS

## 2023 BREAKING ROSTER

**Pitchers (15):** RHP Max Castillo, LHP Austin Cox, RHP Jonathan Heasley, RHP Jackson Kowar, RHP Brooks Kriske, LHP Marcelo Martinez, RHP Mike Mayers, RHP Andrés Núñez, LHP Drew Parrish, LHP Evan Sisk, RHP Collin Snider, RHP Josh Staumont, LHP Josh Taylor, RHP Ryan Weiss, RHP Nick Wittgren

**Catchers (3):** Freddy Fermin, Logan Porter, Jakson Reetz

**Infielders (6):** CJ Alexander, Angelo Castellano, Maikel Garcia, Nick Loftin, Nick Pratto, Samad Taylor

**Outfielders (3):** Dairon Blanco, Tucker Bradley, Brewer Hicklen


- 3/31 Kansas City Royals announce Breaking Roster
- 4/5 1B **Nick Pratto** recalled by KANSAS CITY from Omaha
- 4/6 1B **Nick Pratto** optioned to Omaha
- 4/12 LHP **Josh Dye** activated from the Development List
- 4/14 RHP **Josh Staumont** recalled by KANSAS CITY from Omaha
- RHP **Dylan Coleman** optioned to Omaha
- 4/16 LHP **Josh Taylor** recalled by KANSAS CITY from Omaha
- 4/21 C **Freddy Fermin** recalled by KANSAS CITY from Omaha
- 4/25 OF **Brewer Hicklen** activated from the 7-Day Injured List
- RHP **Zach Willeman** released
- 4/27 OF **Nate Eaton** optioned to Omaha
- 4/28 1B **Nick Pratto** recalled by KANSAS CITY from Omaha
- 4/29 C **Freddy Fermin** optioned to Omaha (AAA)
- 5/2 INF **Maikel Garcia** recalled by KANSAS CITY from Omaha
- C **Freddy Fermin** recalled by KANSAS CITY from Omaha
- LHP **Josh Dye** released
- 5/3 RHP **Jonah Dipoto** transferred to Omaha from NW Arkansas (AA)
- LHP **Walter Pennington** transferred to Omaha from NW Arkansas (AA)
- LHP **Austin Cox** selected by Kansas City from Omaha
- RHP **Jose Cuas** optioned to Omaha

- 5/4 LHP **Marcelo Martinez** played on the Development List
21. OF **Franmil Reyes** optioned to Omaha
22. INF **Clay Dungan** activated from the 7-Day Injured List



## MANAGER: MIKE JIRSCHLE • #23

- ✦ Mike Jirschele returns for his 15th season as Omaha's manager, his 18th season managing in Minor League Baseball and 32nd season overall with the Royals organization, named to the position of Storm Chasers manager on January 13, 2023, after previously managing Triple-A Omaha from 1995-97 and 2003-13.
- ✦ Jirschele served on the Kansas City Royals coaching staff as the Third Base Coach from 2014-19 and won the World Series in 2015. Jirschele most recently served as the bench coach under manager Chris Witheridge during the 2022 season with the Double-A Northwest Arkansas Naturals. He spent the 2021 season as Witheridge's bench coach for the High-A Central champion Quad Cities River Bandits and served as Special Assistant to the General Manager in 2020.
- ✦ In his second stint as Omaha's manager, over 11 years from 2003 to 2013, he led the team to four division titles, three consecutive trips to the Pacific Coast League Championship Series (2011-2013), two PCL titles (2011, 2013) and the team's first of two Triple-A National Championships in 2013.
- ✦ He earned the 2011 Mike Coolbaugh Award for *outstanding baseball work ethic, knowledge of the game and skill in mentoring young players on the field* and he is a four-time recipient of the Dick Howser Award (1992, 1994, 2005, 2011), recognizing outstanding work in player development within the Royals organization.
- ✦ Prior to his time with Omaha and Kansas City, he served as the Royals Minor League Infield Coordinator for four years, from 1998-2002, and he held managerial positions with Wilmington (1994), Rockford (1993) and the Gulf Coast Royals (1992).
- ✦ He appeared 999 games in the Minor Leagues across 13 years, between 1977 and 1990, including 22 games with the Omaha Royals between 1988 and 1989.



## PITCHING COACH: DANE JOHNSON • #59

- ✦ Dane Johnson enters his fourth year in the Royals organization and as the Storm Chasers pitching coach, after joining Kansas City ahead of the 2020 season. 2023 marks his 24th season coaching overall.
- ✦ He previously spent one season in the Miami Marlins organization (2019) as a Pitching Consultant and 19 seasons with the Toronto Blue Jays as a Minor League Pitching Coach from 2000-03, Pitching Coordinator from 2004-14 and Major League Bullpen Coach from 2015-18.
- ✦ Prior to entering coaching, spent 15 years as a player, including over 280 games in the Minor Leagues and parts of three seasons in the Majors with the Chicago White Sox (1994), Blue Jays (1996) and Oakland Athletics (1997), also playing two seasons (1990-1991) in the Chinese Professional Baseball League.
- ✦ Johnson and his wife, Gina, reside in Palm Harbor, Florida. They have two children: a daughter, Madison (31), and son, Cobi (27).



## HITTING COACH: BIJAN RADEMACHER • #52

- ✦ Bijan Rademacher (*bi-ZHON RAH-de-moch-err*) joins the Royals as the Omaha Storm Chasers Hitting Coach this year after spending the last two years with the Arizona Diamondbacks as their Minor League Hitting Coordinator (2021) and ACL Hitting Coach (2022).
- ✦ Prior to coaching, he spent eight years playing professionally (2012-2019), spanning seven seasons in the Chicago Cubs organization (2012-18) and slashed .280/.361/.402 over 702 career MiLB games, reaching as high as Triple-A. He also played one season in independent baseball (2019) with the New Britain Bees in the Atlantic League, in addition to an offseason in the Mexican Pacific Winter League.
- ✦ Over 243 career Triple-A games with the Iowa Cubs, he played 11 games at Werner Park and was a .378 hitter (14-for-37) with one homer and 5 runs batted in while playing in Omaha.
- ✦ Rademacher lives in Tempe, Arizona with his wife Melissa.



## BENCH COACH: DAVID NOWORYTA • #33 (3RD BASE COACH)

- ✦ David Noworyta (*Nova-REE-tah*) enters his second year in the Royals organization and first as Omaha's Bench Coach, after making his coaching debut in 2022 as the Assistant Hitting Coach for the River Bandits Kansas City's High-A affiliate.
- ✦ Prior to coaching, he spent four years playing professionally (2018-21), including three minor league seasons in the Detroit Tigers organization (2018-20), and one with the Independent Pioneer League's Billings Mustangs in 2021. Before signing with Detroit in 2018, Noworyta graduated from the University of Hawaii with a bachelor's degree in communications and journalism, and played in parts of three seasons for their baseball team.
- ✦ Noworyta attended Holy Cross Academy (N.J.), where he played baseball and basketball, and was selected by the Royals in the 37th round of the 2014 MLB Draft. He resides in Hainesport, N.J. in the offseason.



## CERTIFIED ATHLETIC TRAINER: JAMES STONE

- ✦ James Stone is entering his fifth season as the Certified Athletic Trainer for the Storm Chasers after serving the previous seven seasons with the Wilmington Blue Rocks (Royals High-A), including the 2015 season, in which he was named Carolina League Athletic Trainer of the Year.
- ✦ He joined the Kansas City organization in 2010 as the athletic trainer for the Class-A Burlington Bees. He came to the Royals after spending one season with the Central Valley Coyotes (Fresno, California) in Arena Football 2.
- ✦ Stone worked three seasons in the Florida Marlins organization, with stops in Jupiter (2008), Greensboro (2007) and Jamestown (2006), winning New York-Penn League Trainer of the Year honors in 2006.
- ✦ He was the Strength and Conditioning Coach for the Baltimore Orioles Class-A affiliate, the Delmarva Shorebirds, in 2005.
- ✦ Stone graduated with a bachelor's of science in kinesiology from Cal State-Northridge. He resides in Simi Valley, California with his dog, Ozzie.



## STRENGTH & CONDITIONING COACH: YANNICK PLANTE

- ✦ Yannick Plante is entering his third season as the Strength & Conditioning Coach for the Storm Chasers, after being slated to serve in that role with Northwest Arkansas in 2020.
- ✦ He began with the Kansas City Organization in 2019 as the athletic trainer for the Burlington Royals (Advanced Rookie, Appalachian League). He was then a staff member of the Surprise Saguaros of the Arizona Fall League in the fall of 2019.
- ✦ Plante has a master's degree in kinesiology from the University of Calgary and a bachelor's degree in human kinetics with specialization in biophysics from the University of Ottawa. He currently lives in Ottawa, Ontario.



TONY MEDINA  
MINOR LEAGUE/LATIN AMERICA  
MEDICAL COORDINATOR



BEN NICHOLAS  
PLAYER DEVELOPMENT TRAINEE



JEREMY OWENS  
PLAYER DEVELOPMENT TRAINEE



## Drew Parrish - Pitching - Stat Splits - 2023 - Regular Season

Split	Team	W	L	ERA	G	GS	CG	SHO	SV	IP	H	R	ER	HR	HB	BB	IBB	SO	WHIP	AVG	AB	WP	BK	GIDP	TBF	NP-S
Home Games	OMA	0	0	1.13	2	2	0	0	0	8.0	6	3	1	0	0	6	0	7	1.50	.214	28	0	0	1	35	155 - 91
Away Games	OMA	1	0	2.08	3	2	0	0	0	13.0	5	3	3	1	0	4	0	13	0.69	.119	42	0	0	2	47	200 - 123
Day Games	OMA	1	0	0.82	3	2	0	0	0	11.0	6	3	1	0	0	7	0	9	1.18	.167	36	0	0	2	44	184 - 107
Night Games	OMA	0	0	2.70	2	2	0	0	0	10.0	5	3	3	1	0	3	0	11	0.80	.147	34	0	0	1	38	171 - 107
On Grass	OMA	1	0	1.71	5	4	0	0	0	21.0	11	6	4	1	0	10	0	20	1.00	.157	70	0	0	3	82	355 - 214
April	OMA	1	0	1.71	5	4	0	0	0	21.0	11	6	4	1	0	10	0	20	1.00	.157	70	0	0	3	82	355 - 214
On Fridays	OMA	0	0	2.70	2	2	0	0	0	10.0	5	3	3	1	0	3	0	11	0.80	.147	34	0	0	1	38	171 - 107
On Saturdays	OMA	1	0	0.82	3	2	0	0	0	11.0	6	3	1	0	0	7	0	9	1.18	.167	36	0	0	2	44	184 - 107
In games following a win	OMA	1	0	0.00	3	2	0	0	0	12.0	3	1	0	0	0	5	0	12	0.67	.079	38	0	0	2	43	185 - 110
In games following a loss	OMA	0	0	4.00	2	2	0	0	0	9.0	8	5	4	1	0	5	0	8	1.44	.250	32	0	0	1	39	170 - 104
Starter	OMA	0	0	2.00	4	4	0	0	0	18.0	11	6	4	1	0	9	0	18	1.11	.177	62	0	0	2	73	326 - 198
Reliever	OMA	1	0	0.00	1	0	0	0	0	3.0	0	0	0	0	0	1	0	2	0.33	.000	8	0	0	1	9	29 - 16

## Drew Parrish - Opposing Hitting - Stat Splits - 2023 - Regular Season

Split	Team	AVG	G	AB	R	H	2B	3B	HR	RBI	BB	IBB	SO	SB	CS	OBP	SLG	OPS	HBP	SAC	SF	GIDP
vs Left	OMA	.174	5	23		4	1	0	0	0	1	0	5			.208	.217	.425	0	0	0	1
vs Right	OMA	.149	5	47		7	1	0	1	3	9	0	15			.276	.234	.510	0	0	2	2
Team is ahead	OMA	.225	4	40		9	2	0	1	3	6	0	9			.313	.350	.663	0	0	2	3
Team is behind	OMA	.200	1	5		1	0	0	0	0	1	0	2			.333	.200	.533	0	0	0	0
Score is tied	OMA	.040	3	25		1	0	0	0	0	3	0	9			.143	.040	.183	0	0	0	0
Batting First	OMA	.200	5	10		2	1	0	1	1	1	0	1			.273	.600	.873	0	0	0	0
Batting Second	OMA	.182	5	11		2	0	0	0	0	0	0	1			.182	.182	.364	0	0	0	1
Batting Third	OMA	.222	5	9		2	1	0	0	0	1	0	2			.300	.333	.633	0	0	0	0
Batting Fourth	OMA	.250	5	8		2	0	0	0	0	1	0	2			.333	.250	.583	0	0	0	0
Batting Fifth	OMA	.167	5	6		1	0	0	0	0	3	0	3			.444	.167	.611	0	0	0	0
Batting Sixth	OMA	.000	5	5		0	0	0	0	2	1	0	2			.125	.000	.125	0	0	2	2
Batting Seventh	OMA	.000	5	8		0	0	0	0	0	0	0	3			.000	.000	.000	0	0	0	0
Batting Eighth	OMA	.000	5	7		0	0	0	0	0	1	0	3			.125	.000	.125	0	0	0	0
Batting Ninth	OMA	.333	5	6		2	0	0	0	0	2	0	3			.500	.333	.833	0	0	0	0
Leading Off	OMA	.333	5	18		6	1	0	1	1	4	0	5			.455	.556	1.011	0	0	0	0
First Inning	OMA	.267	4	15	2	4	2	0	1	2	1	0	4	1	0	.294	.600	.894	0	0	1	0
Second Inning	OMA	.077	4	13	2	1	0	0	0	1	3	0	8	1	0	.235	.077	.312	0	0	1	0
Third Inning	OMA	.143	4	14	0	2	0	0	0	0	1	0	3	1	1	.200	.143	.343	0	0	0	0
Fourth Inning	OMA	.214	4	14	1	3	0	0	0	0	0	0	3	0	0	.214	.214	.428	0	0	0	1
Fifth Inning	OMA	.111	4	9	1	1	0	0	0	0	3	0	1	0	0	.333	.111	.444	0	0	0	1
Sixth Inning	OMA	.000	2	5	0	0	0	0	0	0	2	0	1	0	0	.286	.000	.286	0	0	0	1
Bases Empty	OMA	.200	5	40		8	1	0	1	1	5	0	8			.289	.300	.589	0	0	0	0
Runner at 1st	OMA	.133	5	15		2	1	0	0	0	3	0	6			.278	.200	.478	0	0	0	2
Runner at 2nd	OMA	.000	1	3		0	0	0	0	0	0	0	3			.000	.000	.000	0	0	0	0
Runner at 3rd	OMA	.000	1	1		0	0	0	0	0	1	0	0			.500	.000	.500	0	0	0	0
Runners at 1st & 2nd	OMA	.167	3	6		1	0	0	0	0	0	0	1			.167	.167	.334	0	0	0	0
Runners at 1st & 3rd	OMA	.000	3	2		0	0	0	0	1	0	0	1			.000	.000	.000	0	0	1	0
Runners at 2nd & 3rd	OMA	.000	2	2		0	0	0	0	0	1	0	1			.333	.000	.333	0	0	0	0
Bases Loaded	OMA	.000	2	1		0	0	0	0	1	0	0	0			.000	.000	.000	0	0	1	1
Runners On	OMA	.100	5	30		3	1	0	0	2	5	0	12			.216	.133	.349	0	0	2	3
Scoring Position	OMA	.067	4	15		1	0	0	0	2	2	0	6			.158	.067	.225	0	0	2	1
No Outs	OMA	.333	5	30		10	2	0	1	2	5	0	8			.417	.500	.917	0	0	1	2
One Out	OMA	.050	5	20		1	0	0	0	1	5	0	5			.231	.050	.281	0	0	1	1
Two Outs	OMA	.000	5	20		0	0	0	0	0	0	0	7			.000	.000	.000	0	0	0	0
Ahead in Count	OMA	.150	5	20		3	0	0	0	1	0	0	9			.143	.150	.293	0	0	1	1
Behind in Count	OMA	.091	5	22		2	0	0	1	2	10	0	4			.364	.227	.591	0	0	1	1
0-0 Count	OMA	.300	5	10		3	0	0	0	0	0	0	0			.300	.300	.600	0	0	0	0
0-1 Count	OMA	.333	5	3		1	0	0	0	1	0	0	0			.250	.333	.583	0	0	1	0
0-2 Count	OMA	.000	5	2		0	0	0	0	0	0	0	1			.000	.000	.000	0	0	0	0
1-0 Count	OMA	.250	5	4		1	0	0	1	1	0	0	0			.250	1.000	1.250	0	0	0	1
1-1 Count	OMA	.333	5	6		2	2	0	0	0	0	0	0			.333	.667	1.000	0	0	0	1
1-2 Count	OMA	.133	5	15		2	0	0	0	0	0	0	8			.133	.133	.266	0	0	0	1
2-0 Count	OMA	.000	5	3		0	0	0	0	0	0	0	0			.000	.000	.000	0	0	0	0
2-1 Count	OMA	.000	5	3		0	0	0	0	0	0	0	0			.000	.000	.000	0	0	0	0
2-2 Count	OMA	.083	5	12		1	0	0	0	0	0	0	7			.083	.083	.166	0	0	0	0
3-0 Count	OMA	.000	4	0		0	0	0	0	0	0	0	0			.000	.000	.000	0	0	0	0
3-1 Count	OMA	.333	5	3		1	0	0	0	0	5	0	0			.750	.333	1.083	0	0	0	0
3-2 Count	OMA	.000	4	9		0	0	0	0	1	5	0	4			.333	.000	.333	0	0	1	0
Pitcher	OMA	.157	5	70		11	2	0	1	3	10	0	20			.256	.229	.485	0	0	2	3



## #53 DREW PARRISH

## LEFT-HANDED PITCHER

**BORN:** December 8, 1997 in Cape Canaveral, Florida (Age 26)

**HOMETOWN:** Rockledge, Florida

**RESIDES:** Tallahassee, Florida

**HEIGHT/WEIGHT: 5'11" / 200 LBS**

**DRAFTED:** 2019 MLB Draft – Round 8 (229<sup>TH</sup> Overall)

**COLLEGE:** Florida State University (Tallahassee, Florida)

**HIGH SCHOOL:** Rockledge High School (Rockledge, Florida)

### SEASON WITH STORM CHASERS: 2nd Season

## SCOUTING REPORT (SNK, CH, CB)

**SINKER:** Sits 87-91, averages 89.1 MPH & 2,061 RPM ... *Last outing: 60% usage (54/90 pitches)*

**CHANGEUP:** Sits 78-81, averages 79.8 MPH & 1,514 RPM ... Last outing: 27% usage (24/90 pitches)

**CURVEBALL:** Sits 70-74, averages 72.0 MPH & 2,330 RPM ... Last outing: 12% usage (12/90 pitches)

**LAST OUTING: FRIDAY, APRIL 28 @ NASHVILLE**

Fired the second consecutive 6-inning scoreless start for an Omaha starter (*Austin Cox threw 6.0 scoreless 4/27 @ NAS*) ... allowed a leadoff double in the bottom of the first, then retired his next 12 batters, through the end of the 4th ... allowed leadoff walks in the 5th and 6th, neither baserunner made it past first base ... his 1st quality start of the season, Omaha's 5th of the season.

## 2023 SEASON

- 2nd-lowest BABIP in the organization (.196) among Royals minor league pitchers with at least 20.0 IP this season, 12th in MiLB.  
**4/1** at **Indianapolis**: Made his season debut in relief behind Austin Cox, threw 3.0 hits and scoreless inning and earned the win.  
**4/8 vs. Toledo**: Made the start of the season and allowed one unearned run in 3.0 innings, struck out five...threw 1-2-3 first inning.  
**4/14 at Iowa**: Allowed 2 runs in the first inning, then retired 10 of his next 11 and was removed after allowing a leadoff single in the 5th.  
**4/22 vs. Gwinnett**: Threw 1-2-3 first inning and allowed single runs in the 2nd and 4th innings

## CAREER NOTES

## 2022

- ✦ Split the season between NW Arkansas (AA) and Omaha (AAA), making 27 appearances (25 starts) with a 7-11 record and 4.13 ERA (9/8 in 128.2 IP) ... opened the season in Double-A and named the Nationals' pitcher of the Year by Kansas City.
- ✦ Started Opening Day for the Nationals and made 10 starts, going 4-3 with a 2.13 ERA (13 ER in 55.0 IP), while striking out 48 and walking just 14 (3.43 K/BB) ... despite an early June promotion, ranked 2nd on the NWA staff with four quality starts.
- ✦ Named the Texas League's Pitcher of the Month in May, starting five games with a 3-1 record and 0.59 ERA (2 ER in 30.2 IP), only allowing 15 hits and four walks ... struck out 29 opposing hitters and threw the most innings in the league, while among qualified Texas League pitchers, had the lowest ERA and WHIP (0.62), while holding opponents to a .144 average ... did not allow an 5-armed run over four starts (25.2 innings) from May 7 to May 26, the longest such stretch for a Nationals pitcher since 2018.
- ✦ Earned back-to-back Texas League Pitcher of the Week honors in May, throwing consecutive 7.0-inning scoreless starts on May 7 @ Springfield (STL) and May 13 vs. Wichita (MIN).
- ✦ Despite throwing just 55.0 innings for the Nationals (9th among the team's pitchers), ended the year having throwing the most 1-2-3 innings, 28 times retiring the opposing team in order in an inning, over half of the innings he pitched for the Nationals.
- ✦ After throwing 3.0 innings in his Opening Day Start on April 8 @ Springfield, threw nine straight starts of at least 5.0 innings, before earning a promotion to Triple-A Omaha on June 3, where he has pitched in 17 games with the Storm Chasers to end the season.
- ✦ Made his Triple-A debut June 8 vs. Lehigh Valley (PHI), struck out seven over 4.2 innings but took the loss, the most strikeouts he had in a Triple-A game all season.
- ✦ Took a no-hit bid into the 6th inning on August 6 vs. St. Paul (MIN), allowing just two walks and a hit batter over his first five innings against the Saints before surrendering a pair of solo homers in the sixth.
- ✦ Fired three quality starts with the Storm Chasers, including back-to-back starts on August 12 @ Toledo (DET) and August 18 @ Louisville (CLN) with the outing in Toledo being his only scoreless start of the year at the Triple-A level.

## 2021

- ❑ Split the season between Quad Cities (A+) and NW Arkansas (AA), with a break in between to pitch for Team USA at the 2021 WBSC Olympic Baseball Qualifiers.
- ❑ Broke camp in High-A with the River Bandits and did not allow a run across 15.2 innings, pitching in four games (one start), while striking out 23 (41.1 K%) and walking just three (7.67 K/BB). ... Joined the Nationals on June 6 and remained at Double-A through the end of the season ... went 5-4 across 18 games (17 starts) with a 3.36 ERA (31 ER in 83.0 IP) and 95 strikeouts.
- ❑ Among qualified Minor League pitchers (min. 96.0 IP), ranked 14th in WHIP in 14th in opponents' average (.198) and 16th in ERA (.283).
- ❑ Combined between High-A and Double-A, 98.2 innings pitched ranked 4th among Royals Minor League pitchers, while 118 strikeouts ranked 5th ... among Royals farmhands with at least 70.0 innings pitched, he ranked 1st in ERA (.283) and WHIP (.099) and 2nd in opponents' average (.194) behind Quad Cities' Will Klein (.171).
- ❑ Named the Double-A Central Pitcher of the Month in August, pitching in five games (four starts), with a 2-0 record and 1.13 ERA (3 ER in 24.0 IP) ... struck out 27 with a 0.88 WHIP (13 H, 8 BB) and, 163 opponents' batting average ... named the league's Pitcher of the Week after his start on August 27 against Springfield (STL), a 7-inning complete game shutout in the first game of a doubleheader at Arvest Ballpark ... allowed two hits with no walks while striking out seven in an 8-0 win over the Cardinals.
- ❑ Didn't allow a home run in 8-game (7 start) stretch from 7/28 to 9/7 ... 40.2 innings from 7/22 to 9/12 between homers allowed.
- ❑ Member of Team USA at the 2021 WBSC (World Baseball Softball Confederation) Olympic Baseball Qualifiers from May 30 to June 5 ... pitched in one game for the United States, helping the team qualify for the Tokyo Olympics by earning the win after pitching two scoreless innings out of the bullpen with two strikeouts on June 4 in a 10-1 victory over Canada.

## 2019

- ✦ Pitched in nine games (four starts) for the Burlington Royals (R), going 3-0 with a 2.52 ERA (7 ER in 25.0 IP), striking out 39 (14.04 K/9) while walking just four (9.75 K/BB) in his professional debut.
- ✦ Did not appear in a postseason game with Burlington, who made it to the Appalachian League finals, but lost to the Johnson City Cardinals (STL) in a best-of-three series ... went back to Florida State to finish his degree in the fall semester.

**COLLEGE: FLORIDA STATE (2017-19)**

- ▢ **Attended Florida State University**, making two trips to the College World Series (2017, 2019) with the Seminoles.  
 ▢ **JUNIOR (2019):** Went 8-5 with 112 strikeouts in 81.2 innings (21.3 K/9) across 17 outings (16 starts) as the Noles Friday night starter throughout the season...bookended the season with a pair of memorable performances: was part of a combined no-hitter on Opening Day against Maine (2/15), pitching five scoreless innings at the start in FSU's 10-0 no-no in school history...ended his career with eight scoreless innings against No. 5 Arkansas in the opening game of the College World Series, FSU's first victory in the CWS opener since 1999.  
 ▢ **SOPHOMORE (2018):** Named All-ACC first team as a sophomore, had a 2.52 ERA, 128 strikeouts and held opponents to a .186 average...pitched complete games in his final two appearances of the year, against NC State in the ACC Tournament (5/25) and Mississippi State in the NCAA Tournament (6/2).

## SEASON / CAREER HIGHS

SEASON			CAREER	
4/28/2023 @ Nashville	6.0	INNINGS PITCHED	7.0 (4x)	Last: 5/13/2022 vs. Wichita
Last: 4/22/2023 vs. Gwinnett	4 (2x)	HITS ALLOWED	7 (4x)	Last: 9/1/2022 @ St. Paul
4/14/2023 @ Iowa	3	RUNS ALLOWED	10 (2x)	Last: 9/1/22 @ St. Paul
4/14/2023 @ Iowa	3	EARNED RUNS ALLOWED	7	9/1/2022 @ St. Paul
4/14/2023 @ Iowa	1	HOME RUNS ALLOWED	3	6/22/2022 vs. Columbus
4/22/2023 vs. Gwinnett	4	WALKS ALLOWED	6	6/22/2022 vs. Columbus
4/14/2023 @ Iowa	6	STRIKEOUTS	9 (3x)	Last: 5/13/2022 vs. Wichita
4/22/2023 vs. Gwinnett	21	BATTERS FACED	25 (2x)	Last: 8/18/2022 @ Louisville
4/28/2023 @ Nashville	90	PITCHES THROWN	100 (2x)	Last: 7/8/2022 vs. Toledo
4/22/2023 to 4/28/2023	7.1 IP	SCORELESS STREAK	22.0 IP	8/18/2019 to 6/10/2021

## 2023 RUN SUPPORT (OMAHA STARTS ONLY)

<b>RUNS SCORED</b>	<b>0</b>	<b>1</b>	<b>2</b>	<b>3</b>	<b>4</b>	<b>5</b>	<b>6</b>	<b>7</b>	<b>8</b>	<b>9</b>	<b>10+</b>
<b>GAMES</b>			1	2			1				
<b>PLAYER W-L</b>			0-0	0-0			0-0				
<b>Team W-L</b>			0-1	1-1			1-0				

## 2023 GAME-BY-GAME

## OMAHA STORM CHASERS, AAA

DATE	OPPONENT	RES	LEFT GAME	DEC	IP	H	R	ER	HR	HB	BB	SO	BF	NP-S
4/1 *	@ Indianapolis	W 12-1	Middle 7th, winning 10-0	W	3.0	0	0	0	0	0	1	2	9	29-16
4/8	vs. Toledo	W, 13-8	End 3rd, winning 6-1	-	3.0	2	1	0	0	0	2	5	14	66-38
4/14	@ Iowa	W, 11-8	Bottom 5th, winning 3-2	-	4.0	4	3	3	1	0	1	6	18	81-51
4/22	vs. Gwinnett	L, 5-2	End 5th, tied 2-2	-	5.0	4	2	1	0	0	4	2	21	89-53
4/28	@ Nashville (Q)	L, 4-3	Middle 7th, leading 3-0	-	6.0	1	0	0	0	0	2	5	20	90-56

\* Indicates Relief Appearance

**(Q)** Indicates Quality Start

## 2023 BATTED BALL STATISTICS (AAA)

BABIP	GB/FB	LD%	GB%	FB%	IFFB%	HR/FB	Pull%	Cent%	Oppo%	SwStr%
.196	0.70	22.0%	32.0%	46.0%	21.7%	4.3%	40.4%	26.9%	32.7%	11.3%

## vs. LOUISVILLE IN 2023

W	L	ERA	G	GS	CG	SHO	GF	HLD	SV	SVO	IP	H	R	ER	HR	HB	BB	IBB	SO	WHIP	AVG
---	---	-----	---	----	----	-----	----	-----	----	-----	----	---	---	----	----	----	----	-----	----	------	-----

## VS. LOUISVILLE HITTERS IN 2023

PLAYER	AVG	AB	H	2B	3B	HR	RBI	BB	SO	PLAYER	AVG	AB	H	2B	3B	HR	RBI	BB	SO
--------	-----	----	---	----	----	----	-----	----	----	--------	-----	----	---	----	----	----	-----	----	----

## CAREER PITCHING

SEASON TEAM		W	L	ERA	G	GS	CG	SHO	SV	SVO	IP	H	R	ER	HR	HB	BB	IBB	SO	WHIP	AVG	AB	WP	BK	GIDP	TBF	NP-S	
2019	Burlington (R)	3	0	2.52	9	4	0	0	0	0	25.0	19	7	7	4	0	4	0	39	0.92	.211	90	0	0	1	95	352-249	
2020	Did not Play (No Minor League Season)																											
2021	Quad Cities (A+)	1	0	0.00	4	1	0	0	1	1	15.2	5	0	0	0	0	3	0	23	0.51	.096	52	0	0	0	56	213-145	
	NW Arkansas (AA)	5	4	3.36	18	17	1	1	0	0	83.0	65	34	31	8	4	25	0	95	1.08	.215	302	5	0	6	336	1338-893	
2022	NW Arkansas (AA)	4	3	2.13	10	10	0	0	0	0	55.0	31	16	13	5	5	14	0	48	0.82	.160	194	4	0	1	215	863-568	
	Omaha (AAA)	3	8	5.62	17	15	0	0	0	0	73.2	69	54	46	15	3	44	0	51	1.53	.247	279	2	0	6	330	1372-841	
2023	Omaha (AAA)	1	0	1.71	5	4	0	0	0	0	21.0	11	6	4	1	0	10	0	20	1.00	.157	70	0	0	3	82	355-214	
MINOR LEAGUE TOTALS (4 Seasons)		17	15	3.33	63	51	1	1	1	1	273.1	200	117	101	41	13	12	100	0	276	1.10	.203	987	11	0	17	1114	4493-2919

## PLAYER

## QUICK NOTES

## CAREER HIGHS

## 50 MAX CASTILLO

RHP • R/R • 6'2" • 285 lbs • 5/4/1999 (23)  
Traded from Toronto — 8/2/2020  
Born/Resides: Caracas, Venezuela

## 57 DYLAN COLEMAN

RHP • R/R • 6'5" • 235 lbs • 9/16/1996 (26)  
Traded from San Diego — 11/5/2020  
Born: Potosi, Missouri • Resides: Mineral Point, Missouri

## 45 JOSE CUAS

RHP • R/R • 6'3" • 200 lbs • 6/28/1994 (28)  
Signed 6/23/2021 as a Minor League Free Agent  
Born: Santo Domingo, D.R. • Resides: Brooklyn, N.Y.

## 55 JONAH DIPOTO

RHP • R/R • 6'1" • 225 lbs • 9/3/1996 (26)  
2019 MLB Draft — Round 35 (UC San Diego)  
Born: Queens, N.Y. • Resides: San Diego, Calif.

## 60 JONATHAN HEASLEY

RHP • R/R • 6'3" • 235 lbs • 1/27/1997 (26)  
2018 MLB Draft — Round 13 (Oklahoma State)  
Born: Plano, Texas • Resides: Dallas, Texas

## 37 JACKSON KOWAR

RHP • R/R • 6'5" • 215 lbs • 10/4/1996 (26)  
2018 MLB Draft — Round 1/33rd Overall (Florida)  
Born: Weddington, N.C. • Resides: Charlotte, N.C.

## 58 BROOKS KRISKE

RHP • R/R • 6'3" • 210 lbs • 2/3/1994 (29)  
Signed 12/14/2022 as a Minor League Free Agent  
Born/Resides: Scottsdale, Arizona

## 21 MIKE MAYERS

RHP • R/R • 6'2" • 220 lbs • 12/6/1991 (31)  
Signed 12/22/2022 as a Minor League Free Agent  
Born: Grove City, Ohio • Resides: Naples, Florida

## 41 ANDRÉS NÚÑEZ

RHP • R/R • 6'4" • 265 lbs • 9/20/1995 (27)  
2019 MLB Draft — Round 29 (Florida International)  
Born/Resides: Southwest Ranches, Florida

## 53 DREW PARRISH

LHP • L/L • 5'11" • 1195 lbs • 2/8/1997 (25)  
2019 MLB Draft — Round 8 (Florida State)  
Born: Cape Canaveral, Fla. • Resides: Tallahassee, Fla.

## 40 WALTER PENNINGTON

LHP • L/L • 6'2" • 205 lbs • 4/14/1998 (25)  
Signed 8/19/2020 as an Undrafted Free Agent (Cala School of Mines)  
Born: Englewood, Colo. • Resides: Broomfield, Colo.

## 47 EVAN SISK

LHP • L/L • 6'2" • 195 lbs • 4/23/1997 (26)  
Traded from Minnesota — 1/24/2023  
Born: Pineville, N.C. • Resides: Chester, S.C.

## 43 COLLIN SNIDER

RHP • R/R • 6'4" • 205 • 10/10/1995 (27)  
2017 MLB Draft — Round 12 (Vanderbilt)  
Born/Resides: Murfreesboro, Tennessee

## 44 RYAN WEISS

RHP • R/R • 6'4" • 220 • 10/10/1996 (26)  
Claimed off Waivers from Arizona — 7/1/2022  
Born: South Elgin, Ill. • Resides: Raleigh, N.C.

## 62 NICK WITTGREN

RHP • R/R • 6'2" • 210 • 5/29/1991 (31)  
Signed 12/23/2022 as a Minor League Free Agent  
Born: Torrance, California • Resides: Jupiter, Florida

Ranked by *Baseball America* as the No. 18 Royals prospect

2023: Appeared in 4 Cactus League games for the Royals and went 2-0 with a 11.12 ERA (7 ER in 5.2 IP) and 7 K.

2022: Began the 2022 season in the Blue Jays organization and made 20 appearances (11 in MiLB and 9 in MLB) before being traded to Kansas City on August 2 with Samad Taylor in exchange for Whit Merrifield ... had three stints with the Royals: 8/18-20, 9/4-7 and 9/25 through the end of the season ... across three stints with Omaha, pitched in 7 games (6 starts) with 22 strikeouts in 21.1 innings.

2021: Spent the entire season with New Hampshire (AA), appearing in 21 games (20 starts) while going 11-4 with a 4.85 ERA (55 ER in 102.0 IP) and 89 strikeouts.

4SFB (90-92), CH, SL

CONSECUTIVE BATTERS RETIRED: 0

SCORELESS STREAK: 0.0 IP

2023: Made his second consecutive Opening Day Roster with the Royals, but allowed 10 ER in 5.0 IP (18.00 ERA) in 5 games with 7 H, 7 BB & 5 K ... optioned to Omaha on 4/14, has not yet appeared in a game.

2022: Spent nearly the entire season in Kansas City, pitching in 68 games for the Royals with a 5-2 record and 2.78 (21 ER in 68.0 IP) and 71 strikeouts ... 2nd-most appearances among rookie relievers, 8th in ERA, and 9th in strikeouts ... did not allow a HR over the final 26.0 innings of the season ... pitched 1 game for Omaha on May 24.

2021: Opened the season in NW Arkansas (AA) and assigned to Omaha on 7/8 ... earned his first MLB call-up on 9/20 and pitched in 5 games for Kansas City with 7 K in 6.1 IP.

4SFB (91-96), SL, SW

CONSECUTIVE BATTERS RETIRED: 3 (5/3)

SCORELESS STREAK: 1.0 IP (5/3)

2023: Opened the season in Kansas City's bullpen, pitched in 14 games with a 1-0 record and 5.65 ERA (9 ER in 14.1 IP) ... optioned to Omaha on 5/3.

2022: Began the season in Omaha (AAA) but pitched in 47 games out of the bullpen for Kansas City as a rookie, producing a 3.58 ERA (15 ER in 37.2 IP) with 34 strikeouts and 24 walks ... had 12 consecutive scoreless appearances with Kansas City that covered 8.0 innings from Aug. 26-Sept. 24 ... pitched in 22 Triple-A games across two stints (April to May and August 2 to 9) ... worked a 1.61 ERA (4 ER in 22.1 IP), with a 3.0 K/BB ratio (21 strikeouts to 7 walks) and a .205 opponents' average (17-for-83).

2021: Began the season with the Atlantic League's Long Island Ducks, where he appeared in five games and threw 11.0 scoreless innings before signing a Minor League contract with Kansas City on June 17 ... spent most of the remainder of the season with NW Arkansas (AA), promoted to Omaha on 9/26 to end the season with 5.0 scoreless IP.

CONSECUTIVE BATTERS RETIRED: 0

SCORELESS STREAK: 0.0 IP

2023: For the 2nd straight year, made his spring debut with a scoreless Cactus League inning against his dad's Seattle Mariners, on 2/26 ... opened the regular season with NW Arkansas (AA) and pitched 10.1 scoreless innings with 1 ER and 13 K across 7 relief outings ... assigned to Omaha (AAA) on 5/3.

2022: Pitched a scoreless Cactus League inning with a strikeout on 3/29 against his dad's Seattle Mariners ... spent the entire season with NW Arkansas (AA) and led the Nationals with 42 games pitched, went 3-0 with three saves and a 3.68 ERA (26 ER in 63.1 IP), while striking out 84 batters ... his 11.87 K/9 ranked second among Royals minor league pitchers with at least 60.0 IP, while a 2.12 opponents' batting average was third and 28.1% K/9 ranked third ... 25 of 42 outings were scoreless.

MISC: Full name is Jonah Seaver Dipoto, after Tom Seaver ... father Jerry Dipoto is currently the President of Baseball Operations for the Seattle Mariners, formerly their GM.

CONSECUTIVE BATTERS RETIRED: 0

SCORELESS STREAK: 0.0 IP

2023: Appeared in 4 Cactus League games for the Royals (2 starts) and went 0-1 with a 17.36 ERA (18 ER in 9.1 IP) and 7 K ... 2 of 4 starts have been quality starts, 4/7 vs. TOR and 4/19 vs. GWN.

2022: Split the season between Kansas City and Omaha, making 21 starts over four stints with the Royals and nine starts with the Storm Chasers ... his 21 MLB starts ranked 7th among Major League rookies ... opened the year in Triple-A, with six of his nine Storm Chasers starts coming before his first call-up to Kansas City on 5/12 ... across all nine of his outings with Omaha, struck out 45 in 39.1 innings (10.3 K/9).

2021: Named Kansas City's Double-A Pitcher of the Year with NW Arkansas (AA) and spent much of the season with the Nationals before making his MLB debut with Kansas City on 9/17 and finishing the year with the Royals ... in 22 appearances (21 starts), with NWA, went 7-3 with a 3.33 ERA (39 ER in 105.1 IP) and 120 strikeouts (10.3 K/9).

4SFB (92-94), CB, CH, SNK, SL

CONSECUTIVE BATTERS RETIRED: 0

SCORELESS STREAK: 0.0 IP

2023: Appeared in 4 Cactus League games for the Royals (1 start) and went 1-1 with a 6.75 ERA (6 ER in 10.1 IP) and 11 K to just 3 BB ... after a scoreless season debut on April 2 @ IND, allowed at least 3 runs in 3 straight outings (1 start) ... first 4 outings were 2.0 IP+, last 4 have been less than 2 innings.

2022: Made his first Opening Day roster with Kansas City, but only pitched in 7 games over three stints with the Major League club, also making 20 starts with Omaha (AAA) across three stints ... allowed less than two earned runs in 8 of his 20 starts with Omaha, including three scoreless outings.

2021: Named Kansas City's Paul Splittort Minor League Pitcher of the Year, given to the top pitcher in the organization, also named the Storm Chasers Pitcher of the Year, the Triple-A East Pitcher of the Year and a Triple-A East post-season All-Star ... in two stints with Omaha, made 17 appearances (16 starts) and went 9-4 with a 3.46 ERA (31 ER in 80.2 IP) and 115 strikeouts (12.8 K/9), which led all Triple-A pitchers at the time of him being recalled on September 1.

4SFB (95-97), SL, CH

CONSECUTIVE BATTERS RETIRED: 1 (5/3)

SCORELESS STREAK: 1.2 IP (4/30 to 5/3)

2023: As a non-roster invitee, appeared in 10 Cactus League games for the Royals and went 0-1 with a 3.48 ERA (4 ER in 10.1 IP) and 11 K to just 3 BB ... 6 of 10 appearances with Omaha have been scoreless, including his last two.

2022: Signed with the Yokohama DeNA BayStars of Nippon Professional Baseball (NPB) on December 8, 2021 and pitched in 32 games, going 1-3 with two saves, a 3.25 ERA (13 ER in 36.0 IP) and 56 strikeouts (10.3 K/9) between Japan's Central League (equivalent to Major League Baseball) and Eastern League (Japan's Minor Leagues).

2020-2021: Pitched 16 games in the Major Leagues between New York (AL) and Baltimore, with a 2-1 record and 14.40 ERA (24 ER in 15.0 IP) and 19 strikeouts ... pitched a scoreless ninth inning to finish the game his Major League debut on July 29 @ Baltimore.

4SFB (93-95), SPL, SL

CONSECUTIVE BATTERS RETIRED: 7 (4/27 to 4/29)

SCORELESS STREAK: 2.2 IP (4/25 to 4/29)

2023: As a non-roster invitee, appeared in 6 Cactus League games for the Royals (2 starts) and went 0-1 with a 5.02 ERA (8 ER in 14.1 IP) ... pitched his first quality start of the season 4/18 vs. GWN (6.0 IP, 1 ER).

2022: Spent much of the season with the Los Angeles Angels, as he made 24 MLB appearances (3 starts) and went 1-1 with a 5.68 ERA ... Designated for Assignment on 5/26 and outrighted off the 40-man roster on 6/2 ... made eight starts for Salt Lake (AAA) before he returned to the Angels on 8/6, where he finished the season.

2021: For the second straight season, spent the entire year in the Major Leagues and pitched in a career-high 72 games for the Angels, tied for the 4th-most in the American League and 8th in MLB ... 88 of his career-high 90 strikeouts came in relief, and 7th among American League relievers.

4SFB (90-92), SL, CH, SNK, CB

CONSECUTIVE BATTERS RETIRED: 1 (4/29)

SCORELESS STREAK: 0.1 IP (4/29)

2023: As a non-roster invitee, appeared in 2 Cactus League games for the Royals and struck out 4 with a 16.20 ERA (3 ER in 1.2 IP) ... 7 of 10 appearances with Omaha have been scoreless, including his last 3.

2022: Spent the entire season with Omaha and was named Kansas City's Triple-A Pitcher of the Year with the Storm Chasers, going 5-4 with a team-high tying 8 saves, a 3.61 ERA (25 ER in 62.1 IP) with 69 strikeouts to just 17 walks (4.06 K/BB) in a team-best 54 relief appearances ... threw the longest scoreless streak in MiLB, a stretch of 26.1 innings and 22 appearances from 5/19 to 7/26 in which he did not allow a run, holding opponents to a .183 average (17-for-93) with 34 strikeouts.

2021: Began the season with NW Arkansas (AA), split the season between the Nationals and Omaha, combined for the 3rd-most appearances among KC minor leaguers (47).

SNK (90-92), SL, CH, CUT

CONSECUTIVE BATTERS RETIRED: 5 (4/30 to 5/3)

SCORELESS STREAK: 5.0 IP (4/22 to 5/3)

2023: Appeared in 2 Cactus League games for the Royals and produced a 3.00 ERA (1 ER in 3.0 IP) and 1 K.

2022: Began the season with NW Arkansas (AA), made 10 starts before being assigned to Omaha on 6/3, where he finished the season, pitched in 17 games (15 starts) for Omaha) and went 3-8 with a 5.62 ERA (46 ER in 73.2 IP) ... with the Nationals, was named the Texas League Pitcher of the Week back-to-back, on 5/9 and 5/16, did not allow an earned run in 28.2 innings between 5/1 and 5/26 ... was the Texas League's May Pitcher of the Month right before getting called up to Triple-A.

2021: Split the season between Quad Cities (A+) and NW Arkansas (AA), with a break in between to pitch for Team USA at the 2021 WBSC Olympic Baseball Qualifiers ... named an MiLB.com Organization All-Star ... among qualified MiLB pitchers (96.0 IP), ranked 14th in WHIP, 14th in opponents' average (1.98) and 16th in ERA (2.83).

SNK (87-91), CH, CB

CONSECUTIVE BATTERS RETIRED: 3 (4/28)

SCORELESS STREAK: 7.1 IP (4/22 to 4/28)

2023: Opened the season with NW Arkansas (AA) and pitched 9.2 scoreless innings with 11 strikeouts across 8 relief outings, allowed 4 H and 4 BB for a 0.83 WHIP and .129 BAA ... assigned to Omaha (AAA) on 5/3.

2022: Opened the season with Quad Cities (A+) and pitched 5.2 scoreless innings with nine strikeouts, across three relief outings ... assigned to NW Arkansas (AA) on 4/21, where he ended the season ... earned decisions in 5 of 10 outings with Nationals (3 W, 1 L, 1 SV) ... 13 of 33 NWA outings were scoreless, allowed 1 ER or less in 20 of 33 ... made his first start 6/22 vs. SPR ... was on the injured list from 8/18 to 9/1, threw scoreless 6th inning in first outing back 9/3.

MISC: Graduated from the Colorado School of Mines with a mechanical engineering degree, threw 22.4 innings, but also hit .288 with a 1.142 OPS as an outfielder.

CONSECUTIVE BATTERS RETIRED: 0

SCORELESS STREAK: 0.0 IP

2023: Appeared in 6 Cactus League games for the Royals in his first MLB Spring Training and went 1-0 with a 4.50 ERA (3 ER in 6.0 IP) and 3 K ... has not allowed an earned run in 7 of his team-best 11 appearances.

2022: Split his first full season in the Twins organization between Wichita (AA) and St. Paul (AAA), earned Minnesota MiLB.com Organization All-Star honors as a relief pitcher ... posted a 1.57 ERA (11 ER in 63.0 IP) with 76 strikeouts against 29 walks (10.86 K/9 and 2.62 K/BB) across 50 games between the two levels, the best ERA in 2022 among all MiLB relievers that made 50+ appearances and threw a minimum of 60.0 IP.

2021: Began the season in the Cardinals organization, acquired by Minnesota via trade from the Athletics ... pitched in 39 games with a 3-1 record and 3.91 ERA (23 ER in 53.0 IP), striking out 69 with 35 walks ... originally drafted by St. Louis in the 16th Round in 2018.

SNK (89-92), CH, SL

CONSECUTIVE BATTERS RETIRED: 0

SCORELESS STREAK: 0.0 IP

2023: Appeared in 7 Cactus League games for the Royals and went 1-0 with a 3.52 ERA (3 ER in 7.2 IP) and 10 K to just 1 BB ... 4 of 8 appearances have been scoreless, has allowed runs in 4 of his last 5 outings.

2022: Made the Opening Day Roster and his MLB debut with Kansas City ... in his first season in the big leagues, started and ended the season with Kansas City ... pitched in 42 games across five stints with the Royals, going 4-2 with a 6.55 ERA (25 ER in 34.1 IP) ... began his career with 5.1 scoreless innings over 6 games, and pitched in 27 of KC's first 56 games during his first stint from Opening Day through 6/9 ... also appeared in 20 games with Omaha (AAA) with a 5.40 ERA (13 ER in 21.2 IP) and 12 scoreless outings.

2021: Split the season between NW Arkansas (AA) and Omaha, making a career-high 48 appearances with a career-high 64 strikeouts and 26 walks ... joined the Storm Chasers a week into the season, returned to NWA on June 6, transferred back to Triple-A on August 24 ... posted a 3.15 ERA in 25 Double-A outings before returning to Omaha.

SNK (94-95), SL

CONSECUTIVE BATTERS RETIRED: 1 (5/2)

SCORELESS STREAK: 0.1 IP (5/2)

2023: As a non-roster invitee, appeared in 8 Cactus League games for the Royals and went 2-0 with a 1.93 ERA (2 ER in 9.1 IP) and 15 K to 5 BB ... 3 of 8 outings have been scoreless, allowed at least 1 run in 5 straight appearances between 4/4 and 4/20 ... threw 2.0 scoreless innings 5/2 vs. LOU.

2022: Began the season on Arizona's 40-man roster and opened the year with Amarillo (AA) and made 10 appearances before being promoted to Reno (AAA) ... DFA'd on June 26, and claimed by Kansas City on July 1, but optioned off the 40-man roster at completion of the deal ... in 47 appearances (1 start) across the three affiliates, went 3-2 with a 6.93 ERA (48 ER in 62.1 IP) ... made his Omaha debut 7/3 @ St. Paul and made 30 relief appearances with the Chasers, with 34 strikeouts in 35.2 innings (8.6 K/9).

2021: Split the season between Amarillo (AA) and Reno (AAA) ... appearing in 34 games (8 starts), combined to go 6-3 with one save, and a 4.60 ERA (40 ER in 78.1 IP), along with 88 strikeouts ... back-to-back Double-A Central Pitcher of the Week to open the season, with a career-best 17.2-inning scoreless streak from May 6 to 23.

CH, CB, 4SFB (90-93), SL

CONSECUTIVE BATTERS RETIRED: 3 (5/2)

SCORELESS STREAK: 2.0 IP (5/2)

2023: As a non-roster invitee, appeared in 7 Cactus League games for the Royals and produced a 2.25 ERA (2 ER in 8.0 IP) and 9 K ... 9 of 10 appearances with Omaha have been scoreless with 5 perfect appearances ... has retired 35 of 44 batters faced (80%).

2022: Pitched in 29 games for the St. Louis Cardinals and allowed just 1 run over his first 9 appearances (6.1 IP), but recorded a 7.50 ERA (10 ER in 12.0 IP) in May and a 6.75 ERA (8 ER in 10.2 IP) in June, before being DFA'd on July 2 and released on July 9 ... did not play professional baseball for the rest of the season.

2016-22: Over parts of seven seasons in the Major Leagues with Miami, Cleveland and St. Louis, pitched in 287 games (1 start) with a 3.96 ERA (123 ER in 300.1 IP) and 282 strikeouts ... has allowed only 27 of 130 inherited runners to score in his MLB career, and that rate of 20.8% ranks 5th in the Majors since 2016 (min. 275 appearances).

4SFB (90-92), SL, CH, CUT

CONSECUTIVE BATTERS RETIRED: 1 (5/3)

SCORELESS STREAK: 10.1 IP (4/7 to 5/3)

IP 7.0 (3x) Last: 5/20/22 vs. Syracuse

K 9 5/30/18 vs. Lake County

BB 4 (6x) Last: 9/12/22 vs. SEATTLE

H 10 (2x) Last: 8/7/21 vs. Hartford

ER 8 (2x) Last: 6/11/20 @ Fort Wayne

NP 97 7/30/18 @ Dayton

IP 3.0 8/31/19 vs. Lansing

K 4 (4x) Last: 9/12/21 @ St. Paul

BB 4 4/10/23 @ TEXAS

H 5 7/4/21 @ Springfield

ER 6 4/10/23 @ TEXAS

NP 38 8/22/18 @ Great Lakes

IP 4.0 8/2/19 @ Peoria

K 6 (2x) Last: 8/20/21 @ Tulsa

BB 4 8/2/19 @ Peoria

H 7 6/24/18 @ Cedar Rapids

ER 7 6/24/18 @ Cedar Rapids

NP 56 6/24/18 @ Cedar Rapids

IP 3.0 (4x) Last: 5/16/21 vs. Cedar Rapids

K 6 5/16/21 vs. Cedar Rapids

BB 4 (2x) Last: 4/8/22 @ Springfield

H 5 8/24/22 vs. Springfield

ER 4 8/24/22 vs. Springfield

NP 50 8/24/22 vs. Springfield

IP 7.0 (4x) Last: 4/19/23 vs. Gwinnett

K 6 6/25/19 vs. Columbia

BB 6 (2x) Last: 5/25/22 @ ARIZONA

H 9 (3x) Last: 4/13/23 @ Iowa

ER 11 4/13/23 @ Iowa

NP 108 9/3/22 @ DETROIT

IP 8.0 (2x) Last: 8/24/19 @ Frisco

K 10 (2x) Last: 7/3/21 @ St. Paul

BB 5 (3x) Last: 5/31/22 vs. Indianapolis

H 11 (2x) Last: 6/14/22 @ Iowa

ER 9 6/14/22 @ Iowa

NP 107 6/8/19 vs. Fayetteville

IP 3.1 8/1/18 vs. Abilene

K 6 8/8/18 vs. Lowell

BB 5 9/12/21 vs. Rochester

H 5 7/12/18 vs. Brooklyn

ER 5 (2x) Last: 9/6/21 vs. TORONTO

NP 53 8/8/18 vs. Lowell

IP 9.0 5/2/15 @ Arkansas

K 10 (2x) Last: 6/3/17 vs. Omaha

BB 4 (5x) Last: 5/1/17 vs. Round



## OMAHA RELIEVERS

PITCHER	LAST OMA APPEARANCE (IP)	LEAD	TRAIL	TIED	1	2	3	4	5	6	7	8	9	10+	BR INHER.	BR SCORE	% SCORE	TOTAL	POSSIBLE	% 1-2-3
57 Coleman, Dylan	WED 5/3 vs. Louisville (1.0 IP)	-	1	-	-	-	-	-	-	1	-	-	-	-	-	-	-	0	1	0.0%
45 Cuas, Jose	-	-	-	-	-	-	-	-	-	-	-	-	-	-	-	-	-	-	-	-
55 Dipoto, Jonah	-	-	-	-	-	-	-	-	-	-	-	-	-	-	-	-	-	-	-	-
37 Kowar, Jackson	WED 5/3 vs. Louisville (1.0 IP)	4	5	-	-	-	-	-	2	4	1	2	-	-	3	2	66.7%	0	11	0.0%
58 Kriske, Brooks	SAT 4/29 @ Nashville (1.1 IP)	3	7	-	-	-	-	-	2	2	3	2	1	-	4	1	25.0%	2	10	20.0%
46 Martinez, Marcelo	SAT 4/29 @ Nashville (3.2 IP)	2	3	-	-	-	2	1	-	-	2	-	-	-	3	3	100.0%	5	10	50.0%
41 Núñez, Andrés	WED 5/3 vs. Louisville (1.0 IP)	2	7	2	-	-	-	-	2	5	3	1	-	-	4	1	25.0%	3	10	30.0%
53 Parrish, Drew	SAT 4/1 @ Indianapolis (3.0 IP)	1	-	-	-	-	-	1	-	-	-	-	-	-	-	-	-	2	3	66.7%
40 Pennington, Walter	-	-	-	-	-	-	-	-	-	-	-	-	-	-	-	-	-	-	-	-
47 Sisk, Evan	TUE 5/2 vs. Louisville (0.1 IP)	3	7	2	-	-	-	-	-	3	3	3	2	1	4	3	75.0%	1	7	14.3%
43 Snider, Collin	TUE 5/2 vs. Louisville (0.1 IP)	4	4	1	-	-	-	-	-	1	-	8	-	-	2	2	100.0%	2	7	28.6%
44 Weiss, Ryan	TUE 5/2 vs. Louisville (2.0 IP)	4	5	-	-	-	-	-	-	3	4	2	-	-	-	-	-	1	8	12.5%
62 Wittgren, Nick	WED 5/3 vs. Louisville (1.0 IP)	8	3	-	-	-	-	-	1	1	1	4	4	-	7	1	14.3%	6	12	50.0%
Cox, Austin	THU 4/6 vs. Toledo (2.1 IP)	-	-	1	-	-	1	-	-	-	-	-	-	-	3	3	100.0%	0	2	0.0%
Dye, Josh	FRI 4/28 @ Nashville (0.2 IP, L)	-	2	1	-	-	1	-	-	1	-	1	-	-	1	1	100.0%	1	3	33.3%
Staumont, Josh	WED 4/12 @ Iowa (1.0 IP)	2	2	-	-	-	-	-	-	-	-	-	4	-	-	-	-	1	4	25.0%
Taylor, Josh	WED 4/12 @ Iowa (1.0 IP)	3	2	-	-	-	-	-	-	1	2	1	1	-	2	2	100.0%	1	5	20.0%
		36	48	7	0	0	4	2	7	18	19	25	15	1	33	19	57.6%	25	93	26.9%

## BULLPEN BUDGET: RELIEVER PITCH COUNTS (LAST THREE WEEKS)

DAY OF WEEK	TUE	WED	THU	FRI	SAT	SUN	MON	TUE	WED	THU	FRI	SAT	SUN	MON	TUE	WED	THU	FRI	SAT	SUN
DATE	4/18	4/19	4/20	4/21	4/22	4/23	4/24	4/25	4/26	4/27	4/28	4/29	4/30	5/1	5/2	5/3	5/4	5/5	5/6	5/7
57 Coleman, Dylan				16		17			30		27		10			35				
37 Kowar, Jackson	51															17				
58 Kriske, Brooks			18		16			20		17		14								
46 Martinez, Marcelo					44							53								
41 Núñez, Andrés			14		25				11		16		27			16				
47 Sisk, Evan	11		20			16			27			9			23					
43 Snider, Collin		30				11			29		17				36					
44 Weiss, Ryan								22					30		25					
62 Wittgren, Nick			9			10				12		27				12				

## OMAHA STARTING PITCHER SPLITS

PITCHER	GS	W-L	TEAM W-L	R SUPPORT	SUPPORT/START
21 Mayers, Mike	6	1-1	2-4	10	1.67
60 Heasley, Jonathan	6	1-3	3-3	21	3.50
50 Castillo, Max	5	0-5	0-5	5	1.00
Cox, Austin	4	1-0	3-1	11	2.75
53 Parrish, Drew	4	0-0	2-2	15	3.75
46 Martinez, Marcelo	1	0-1	0-1	1	1.00
37 Kowar, Jackson	1	0-1	0-1	1	5.00
	27			64	2.37

## 1st Pitch Strikes

FPS	TBF	% FPS
77	119	64.7%
89	142	62.7%
75	114	65.8%
39	69	56.5%
37	64	57.8%
13	22	59.1%
9	14	64.3%
339	544	62.3%

## 1-2-3 Innings

TOTAL	POSSIBLE	% 1-2-3
5	24	20.8%
8	30	26.7%
6	22	27.3%
8	18	44.4%
7	18	38.9%
2	5	40.0%
0	2	0.0%
36	119	30.3%

## OMAHA STARTERS VS. RELIEVERS

CHANCE STARTERS VS. RELIEVERS		
STARTERS		RELIEVERS
3-11	W-L	7-6
6.37	ERA	5.28
123.0	INNINGS	116.0
138 (23)	HITS (HR)	136 (12)
93 (87)	R (ER)	79 (68)
55	BB	60
98	K	125
1.57	WHIP	1.69
.286	AVG	.292

## OMAHA STARTING PITCHER/CATCHER MATCHUPS

	FREDDY FERMIN								LOGAN PORTER								JAKSON REETZ																TOTALS							
PITCHER	GS	W-L	ERA	IP	ER	BB	SO		GS	W-L	ERA	IP	ER	BB	SO		GS	W-L	ERA	IP	ER	BB	SO		GS	W-L	ERA	IP	ER	BB	SO		GS	W-L	ERA	IP	ER	BB	SO	
21 Mayers, Mike	3	0-1	10.50	12.0	14	6	9		-	-	-	-	-	-	-		3	1-0	6.00	12.0	8	6	12		-	-	-	-	-	-		6	1-1	8.25	24.0	22	12	21		
60 Heasley, Jonathan	4	1-1	10.70	17.2	21	9	16		2	0-2	6.75	13.1	10	1	9		-	-	-	-	-	-	-		-	-	-	-	-	-		6	1-3	9.00	31.0	31	10	25		
50 Castillo, Max	2	0-2	7.71	9.1	8	5	4		2	0-2	4.66	9.2	6	2	2		1	0-1	8.44	5.1	5	3	3		-	-	-	-	-	-		5	0-5	6.66	24.1	18	10	9		
Cox, Austin	-	-	-	-	-	-	-		2	0-0	2.57	7.0	2	3	10		2	1-0	0.82	11.0	1	6	9		-	-	-	-	-	-		4	1-0	1.50	18.0	3	9	19		
53 Parrish, Drew	2	0-0	3.86	7.0	3	3	11		2	0-0	0.82	11.0	1	6	7		-	-	-	-	-	-	-		-	-	-	-	-	-		4	0-0	2.00	18.0	4	9	18		
46 Martinez, Marcelo	-	-	-	-	-	-	-		1	0-1	9.00	5.0	5	1	3		-	-	-	-	-	-	-		-	-	-	-	-	-		1	0-1	9.00	5.0	5	1	3		
37 Kowar, Jackson	1	0-1	13.50	2.2	4	4	3		-	-	-	-	-	-	-		-	-	-	-	-	-		-	-	-	-	-	-		1	0-1	13.50	2.2	4	4	3			
Relievers	-	5-1	4.97	54.1	30	31	57		-	2-2	6.59	28.2	23	12	31		-	0-3	4.97	29.0	16	14	30		-	-	-	-	-		-	7-6	5.28	116.0	68	60	125			
TOTALS	12	6-6	6.99	103.0	80	58	100		9	2-7	5.15	78.7	45	28	69		6	2-4	4.71	57.1	30	29	54		-	-	-	-	-		27	10-17	5.84	239.0	155	115	223			
	CS/ATT		3/10		PCT		30.0%		CS/ATT		3/17		PCT		17.65%		CS/ATT		0/7		PCT		0.0%		CS/ATT	/		PCT		0.0%		CS/ATT		6/34		PCT		17.65%		

## OMAHA CATCHER PITCHING STATS

CATCHERS	W	L	ERA	GS	SV	IP	H	R	ER	HR	HB	BB	IBB	SO	WHIP	AVG	WP	GDP	TBF	SB	CS	ATT	%CS	PB
4 Freddy Fermin	6	6	6.99	12	2	103.0	119	85	80	17	8	58	1	100	1.72	.288	9	8	488	7	3	10	30.00%	2
14 Logan Porter	2	7	5.15	9	0	78.2	86	50	45	14	7	28	0	69	1.45	.283	0	13	342	14	3	17	17.65%	1
25 Jakson Reetz	2	4	4.71	6	2	57.1	69	37	30	4	4	29	0	54	1.71	.296	10	6	271	7	0	7	0.0%	0

## PITCH TIMER VIOLATIONS CALLED ON OMAHA PITCHERS (9)

DATE	PITCHER (# IN '23)	INNING	UMPIRE	COUNT AT CALL	BATTER RESULT (COUNT)
1. April 4 vs. Toledo	Marcelo Martinez (1)	▲ 7	Dane Poncsak	0-0	Strikeout Swinging (1-2)
2. April 7 vs. Toledo	Ryan Weiss (1)	▲ 9	Matt Bates	1-0	Walk (3-0)
3. April 9 vs. Toledo	Max Castillo (1)	▲ 3	Cody Oakes	0-0	Strikeout Swinging (3-2)
4. April 18 vs. Gwinnett	Mike Mayers (1)	▲ 5	Takahito Matsuda	0-0	Flyout, F7 (1-0)
5. April 20 vs. Gwinnett	Max Castillo (2)	▲ 4	Ben Phillips	0-0	Walk (3-1)
6. April 22 vs. Gwinnett	Drew Parrish (1)	▲ 5	Jose Navas	0-0	Walk (3-1)
7. April 23 vs. Gwinnett	Evan Sisk (1)	▲ 7	Ben Phillips	0-0	Lineout (1-1)
8. April 27 @ Nashville	Austin Cox (1)	▼ 3	Mark Bass	1-2	Strikeout Swinging (2-2)
9. April 30 @ Nashville	Andrés Núñez (1)	▲ 9	Mark Bass	2-0	Walk (3-0)

## FASTEST STORM CHASERS PITCHES

MPH	PITCHER	DATE	INNING	BATTER	PITCH TYPE	RPM	COUNT	RESULT
1. 99.3	Jackson Kowar	4/18 vs. Gwinnett	▲ 7	Justin Dean	4-seam FB	2,193	2-2	Called Ball
2. 99.1	Josh Staumont	4/9 vs. Toledo	▲ 9	Jermaine Palacios	Sinker	2,300	2-2	Strikeout
3. 99.0	Jackson Kowar	4/18 vs. Gwinnett	▲ 7	Justin Dean	4-seam FB	2,150	3-2	Walk
4. 98.9	Josh Staumont	4/6 vs. Toledo	▲ 9	Jermaine Palacios	Sinker	2,402	3-2	Foul Ball
5. 98.8	Josh Staumont	4/9 vs. Toledo	▲ 9	Michael Papierski	4-seam FB	2,253	0-2	Called Ball
6. 98.4	Jackson Kowar	5/3 vs. Louisville	▲ 8	Michael Siani	4-seam FB	1972	0-2	Strikeout
7. 98.4	Jackson Kowar	4/26 @ Nashville	▼ 7	Eddy Alvarez	4-seam FB	2,154	1-1	Swinging Strike
8. 98.3	Jackson Kowar	4/26 @ Nashville	▼ 7	Eddy Alvarez	4-seam FB	2,046	1-2	Called Ball
9. 98.1	Jackson Kowar	4/28 @ Nashville	▼ 8	Keston Hiura	4-seam FB	2,093	3-2	Foul Ball
98.1	Josh Staumont	4/9 vs. Toledo	▲ 9	Jermaine Palacios	Sinker	2,241	0-0	Called Ball
98.1	Josh Staumont	4/9 vs. Toledo	▲ 9	Michael Papierski	Sinker	2,327	0-0	Swinging Strike

## PLAYER

## QUICK NOTES

## CAREER HIGHS

19 CJ  
ALEXANDER

INFIELD/OUTFIELD • L/L • 6'3" • 215 • 7/16/1996 (26)  
Traded from Atlanta — 7/11/2022  
Born: Merrillville, Indiana • Resides: Surprise, Arizona

16 DAIRON  
BLANCO

OUTFIELDER • R/R • 6'0" • 200 • 4/26/1993 (30)  
Traded from Oakland — 7/27/2019  
Born: Florida, Cuba • Resides: Miami, Florida

3 TUCKER  
BRADLEY

OUTFIELDER • L/L • 6'0" • 195 • 5/6/1998 (24)  
Signed 6/23/2020 as an Undrafted Free Agent (Georgia)  
Born/Resides: Chickamauga, Georgia

17 ANGELO  
CASTELLANO

INFIELDER • R/R • 6'0" • 165 • 1/13/1995 (28)  
Signed 7/16/2011 as an International Free Agent  
Born/Resides: San Diego, Venezuela

6 CLAY  
DUNGAN

INFIELDER • L/R • 6'1" • 195 • 6/2/1996 (26)  
2019 MLB Draft — Round 9 (Indiana State)  
Born: Muncie, Indiana • Resides: Alexandria, Indiana

24 NATE  
EATON

OUTFIELDER • R/R • 5'11" • 200 • 12/22/1996 (26)  
2018 MLB Draft — Round 21 (VMI)  
Born/Resides: Chester, Virginia

28 TYLER  
GENTRY

OUTFIELDER • R/R • 6'2" • 215 • 1/1/1999 (24)  
2020 MLB Draft — Round 3 (Alabama)  
Born: Memphis, Tenn. • Resides: Arlington, Tenn.

18 BREWER  
HICKLEN

OUTFIELDER • R/R • 6'2" • 220 • 2/9/1996 (27)  
2017 MLB Draft — Round 7 (Alabama at Birmingham)  
Born/Resides: Huntsville, Alabama

13 NICK  
LOFTIN

INFIELD/OUTFIELD • R/R • 6'1" • 200 • 10/6/1995 (26)  
2020 MLB Draft — Round 13/2nd Overall (Baylor)  
Born: Corpus Christi, Texas • Resides: Surprise, Ariz.

14 LOGAN  
PORTER

CATCHER/INFIELD • R/R • 6'0" • 200 • 7/12/1995 (27)  
Signed 6/21/2018 as an Undrafted Free Agent (Dixie State)  
Born: Phoenix, Texas • Resides: Surprise, Ariz.

25 JAKSON  
REETZ

CATCHER • R/R • 6'0" • 215 • 1/3/1996 (27)  
Signed 12/12/2022 as a Minor League Free Agent  
Born: Hickman, Neb. • Resides: Elkhorn, Neb.

15 FRANMIL  
REYES

OUTFIELDER • R/R • 6'5" • 280 • 7/7/1995 (27)  
Signed 2/15/2023 as a Minor League Free Agent  
Born: Loma de Cabrera, D.R. Resides: Kissimmee, Fla.

0 SAMAD  
TAYLOR

INFIELD/OUTFIELD • R/R • 5'10" • 160 • 7/11/1998 (24)  
Traded from Toronto — 8/2/2022  
Born: Corona, Calif. • Resides: Sioux Falls, S.D.

2023: Appeared in 17 Cactus League games for the Royals and slashed .391/.462/.783 (9-for-23) with 4 XBH (2 HR) and 6 RBI ... has made first 4 starts of his career in RF this season, 4 of his 5 career starts in the OF ... 10 XBH are tied with Logan Porter for the team lead, but did not have one last week @ NAS.  
2022: Began year with Mississippi Braves (AA) in the Southern League, traded with 2 players to KC from Atlanta on 7/11, assigned to NW Arkansas ... in 114 total games, tied 6th in Double-A in RBI (87), tied 10th in HR (25) ... set career highs in games played, 2B (18), HR, RBI, and SLG in Aug. in RBI (29), tied 1st in league in HR (8).  
2018-21: Played 182 games in the Braves' system, between R, A, A+ and AA ... slashed .229/.310/.374 (144-for-628) with 14 HR and 66 RBI ... began and ended 2019 in Double-A with Mississippi, spent July in High-A with the Florida Fire Frogs ... played 87 games in Double-A with league-champion Mississippi in 2021.  
MISC: Brother Blaze is prospect in the Diamondbacks system, a 2022 Texas League Postseason All-Star with Amarillo, added to the D-backs' 40-man roster in November 2022.

HIT STREAK: 3 Games (4/29 to 5/3). .375 (3-for-8), 1 2B

ON-BASE BASE STREAK: 3 Games (4/29 to 5/3). .375 (3-for-8)

2023: Hit .310 in 16 Cactus League games for the Royals with 6 XBH (3 2B, 3 HR) and 5 RBI ... went 7-for-14 @ IND with 6 1B and 1 HR ... tied 2nd in league with 13 steals, 13-for-14 in steal attempts ... 3 of his 4 RBI this season came last week @ Nashville.  
2022: Played in 107 games for Omaha (AAA) but also appeared in five games with Kansas City from May 19 to June 3 ... slashed .301/.367/.486 (110-for-366) for Omaha and led the team in batting average while stealing a career-high 45 bases in Triple-A, a Storm Chasers single-season record ... made his MLB debut May 20 vs. Minnesota, went 2-for-7 over five games ... in September, slashed .436/.480/.649 (41-for-94) with 12 XBH (7 2B, 3 3B, 3 HR), 23 RBI and 11 SB, led the league in AVG, OBP and hits in the last month.  
2021: Split the season between NW Arkansas (AA) and Omaha (AAA), slashing a combined .277/.350/.441 (117-for-422) across 117 games with a career-best 41 stolen bases, while hitting 14 home runs and driving in 53 runs ... his 41 steals ranked 12th in MLB and second in the Royals organization, behind Tyler Tolbert (55).

HIT STREAK:

ON-BASE BASE STREAK: 2 Games (4/30 to 5/2). .200 (1-for-5), 3 BB, 1 HBP

Ranked by MLB Pipeline as the No. 28 Royals prospect ...

2023: Appeared in 18 Cactus League games for the Royals and slashed .273/.346/.545 (6-for-22) with 2 HR and 6 RBI ... hit first Triple-A HR in 6th inning on 4/12 @ IOW, 2-run HR ... hit pinch-hit 2-run 2B in win on 4/14 and had 3 RBI off the bench in comeback win ... since that game, is 1-for-15 with 7 K.  
2022: Spent the entire season with NW Arkansas (AA) and reached base in 90 of 109 games (82.5%), reached base multiple times in team-best 56 games ... 1st on team with 33 multi-hit games ... 2 of 12 home runs this season were grand slams, on 4/23 @ Frisco and 5/12 vs. Wichita, both in 5th inning, first two of his pro career ... reached base at least twice in seven straight games from 7/26 to 8/2 ... homered in three straight games, 3B to 3B, 3B to 2B, 3B to 2B ... season-high 12-game on-base streak from 6/24 to 7/9.  
2021: Began his professional career splitting the year between Columbia (A) and Quad Cities (A+), .380 OBP ranked fourth among qualified Royals Minor Leaguers.

HIT STREAK:

ON-BASE BASE STREAK:

2023: Appeared in 12 Cactus League games for the Royals and went 1-for-12 (.083) with 1 RBI and 1 BB ... hits in 8 of 12 games, reached base in his first 9 games of the season ... started at SS 8 games in a row, 4/18 to 4/26 and 11 of Omaha's last 13.  
2022: In his 11th year as a member of the Royals' organization, began the year with Omaha, but assigned to NW Arkansas (AA) on 8/9 and finished the season with the Nationals ... over 59 games with the Storm Chasers, slashed .218/.318/.316 (38-for-174) while playing six different positions (1B, 2B, 3B, SS, LF & RF) ... made at least 10 starts at each SS (150.2 innings), 3B (121.0 innings) and 1B (115.0 innings) ... snapped 0-for-27 stretch with Nationals on 8/21 vs. San Antonio ... 15-for-67 over last 20 games after hitless streak ended ... played 800th MLB game (all in Royals system) on 9/15 vs. Frisco, entered as defensive replacement.  
2011-2023: Has played 803 games in the Royals' minor league system, slashing .232/.311/.312 (606-for-2610), with 29 HR and 271 RBI ... 2013 Dominican Royals Player of the Year ... 143 games with Omaha between 2021 and 2023, hitting .226 over 80 games in 2021 after an early-season promotion from Double-A.

HIT STREAK:

ON-BASE BASE STREAK: 4 Games (4/28 to 5/3). .214 (3-for-14), 1 BB

2023: Opened the season on the injured list with a right hamate fracture he suffered in Spring Training, activated from the injured list 5/4.

2022: Spent the entire season with Omaha and tied for 1st on the team in triples (4), while ranking 2nd in games played (127), plate appearances (515) and runs (64), 3rd in doubles (22), total bases (151), stolen bases (17) and walks (47), 4th in hits (94) and 5th in RBI (52) ... made starts at a career-high six positions for the Chasers, including 2B, (6/2), 3B, (4/0), SS (6/6) and his first professional appearances in the outfield: in LF (13 G), CF (1 G) and RF (2 G).  
2021: Spent the entire season with NW Arkansas (AA), playing in 108 of the team's 119 regular season games, including 104 starts as the leadoff hitter ... led the Nationals in games played, at-bats (444), runs scored (74) and hits (128) ... led off the game with a hit 32 times, including 10 of his last 19 regular season games.

HIT STREAK:

ON-BASE BASE STREAK:

2023: Made his first Opening Day roster this season with Kansas City ... in 12 games, went 1-for-25 with 13 strikeouts, optioned to Omaha 4/24 ... threw a scoreless inning 4/10 @ TEX, allowed 2 hits and struck out 1, fastball sat 91-95 ... hits in first 2 AB's with OMA, HR in first AB ... solo HR in 2nd inning 4/27 @ NAS, over his first 4 games with the Chasers, has three (3) 2-hit games, and hits in 4 of 5 games with the Chasers.  
2022: Split time in the Minor Leagues between NW Arkansas (AA) and Omaha (AAA) but also appeared in 44 games with Kansas City over three separate stints with the Royals: 7/14-17, 8/4-22 and 9/1 through the end of the regular season ... opened the year in Double-A and made his MLB debut July 14 ... led the majors with a 98.1 mph arm strength ... for the 2nd straight year, saw time at five positions in the Minors (SS, 3B, LF, CF and RF), played in the OF for 27 of his first 29 games, then played 3B for 12 of his last 15 games.  
2021: Began the season with Quad Cities (A+) and played 70 games for the River Bandits, led the team in stolen bases (23) and played in the Arizona Fall League.

HIT STREAK:

ON-BASE BASE STREAK:

Ranked by MLB Pipeline as the No. 8 Royals prospect ...

2023: Has reached base in 22 of 25 games so far this season, started first 23 games of the season ... hit first Triple-A HR in 6th inning on 4/5 vs. TOL, 3-run HR.  
2022: Began season in Quad Cities (A+), assigned to NW Arkansas 6/14, named Nationals Player of the Year ... ranked 8th in MLB in batting average (.326) ... Royals org leader in AVG (.326), SLG (.542) and OPS (.964), 2nd in OBP (.422) ... drove in at least one run in 36 of 73 games since joining the Nationals, reached base in 64 of 73 games (87.6%) ... Texas League POTW week of 6/27 - 7/3, hit .435 (10-for-23) with 6 XBH (2 2B, 4 HR), 11 RBI, 1,543 OPS ... reached in 28 straight games, 7/30 to 9/3, with .485 OBP.  
2021: Spent his first pro season in Quad Cities (A+), played everyday for the first two months of the season ... placed on the 7-day injured list on 7/14 and then the 60-day IL 8/2.

HIT STREAK: 3 Games (4/30 to 5/3). .500 (5-for-10), 2 2B, 1 3B, 1 HR

ON-BASE BASE STREAK: 3 Games (4/30 to 5/3). .500 (5-for-10), 1 BB, 1 2

2023: Began the season on the 7-Day Injured list (right elbow strain) ... activated 4/25 and came off the bench to play CF @ NAS, made first start 4/26 ... first 2 hits of the season were both doubles, 4/30 @ NAS.  
2022: Played in 130 games for Omaha (AAA) and was named the Royals Triple-A Player of the Year but also appeared in six games with Kansas City over two separate stints with the Royals: May 26-30 and July 14-17 ... contract was selected by KC May 26 and made his major league debut that night in Minnesota, starting in CF ... reached base in 34 straight games between 7/26 and 9/2 ... set career highs in 2B (30), HR (28), RBI (85) and R (85) ... finished just two homers shy of a 30/30/30 season (HR/SB/2B).  
2021: Spent the entire season with Northwest Arkansas (AA), his third consecutive year playing under Scott Thorman and third straight Minor League Championship ... led all Double-A hitters with 40 steals, tied for 13th in all of the Minors ... reached base in 41 of his last 47 games played and homered twice in the Double-A Central Championship Series.

HIT STREAK:

ON-BASE BASE STREAK: 3 Games (4/30 to 5/3). .273 (3-for-11), 2 BB

Ranked by MLB Pipeline as the No. 4 Royals prospect ...

2023: Went 8-for-17 in series vs. Iowa (4/11-14), with 4 XBH and 7 RBI in 4 games ... a .263 (15-for-57) hitter when playing 3B, compared to .148 (4-for-27) at 2B.  
2022: Began the season in NW Arkansas (AA) and reached in 76 of 88 games, had hits in 65 of 88 games ... tied club record with 3 doubles on 5/4 @ Springfield and had the first four-hit game of the season 7/15 @ Corpus Christi, went 4-for-5 with two doubles and career-best 11th HR of the year ... played at least 3 games at 5 positions with the Nationals (2B, 3B, SS, LF, CF) ... called up to Omaha on 8/9 and played 38 games for the Storm Chasers, slashed .216/.280/.359 (33-for-153) with 5 HR and 19 RBI.  
2021: Spent his first pro season with Quad Cities (A+) and slashed .289/.374/.464 (103-for-356) across 90 games, named an MLB.com Organization All-Star at third base ... won the High-A East Central batting title with a .289 average ... hit for the 3rd time on 8/1, going 3-for-6 at the plate with a walk-off homer in the ninth to complete the cycle.

HIT STREAK:

ON-BASE BASE STREAK:

2023: 6th in the league with a .645 slugging percentage, has a team-best 6 HR in 18 games played this season, with hits in first 7 games played, reached base in his first 11 games this season and 15 of 18 this year ... 0-for-1 on ABE challenges as a catcher ... 3rd two-HR game of career on 4/5 vs. Toledo.  
2022: Began the season in NW Arkansas (AA) and reached in 66 of 77 games, reached multiple times in 49 games ... assigned to Omaha (AAA) on 8/9 and finished season with Storm Chasers, appeared in 35 games (33 at 1B) and hit .301 (34-for-113) with 3 HR and 17 RBI ... combining numbers between Nationals and Chasers, ranked 3RD in MLB in ON-BASE PERCENTAGE (.442) ... combining his AA & AAA numbers, was the Royals system leader in OBP (.442), 2nd in OPS (.918), 3rd in batting average (.301).  
2021: Spent the season with Quad Cities (A+) and slashed .241/.368/.451 (62-for-257) in 77 games ... named a High-A Central post-season All-Star at catcher.  
MISC: Grew up down the street from Surprise Stadium, was a dabbler for the AZL Royals the summer of 2011 while in high school, also caught bullpens for the team.

HIT STREAK: 3 Games (4/30 to 5/3). .417 (5-for-12), 1 HR

ON-BASE BASE STREAK: 3 Games (4/30 to 5/3). .417 (5-for-12), 1 BB

2023: As a non-roster invitee, appeared in 12 Cactus League games for the Royals and slashed .227/.320/.455 (5-for-22) with 2 2B, 1 HR and 6 RBI ... hit his first professional grand slam in 5th inning on 4/1 @ IND ... 5 of his last 6 hits have been doubles, .600 (11-for-18) this season are XBH.  
2022: Signed with Milwaukee in December 2021 and after beginning the year with Biloxi (AA), earned a mid-July promotion to Nashville (AAA) and ended the year with Omaha (AAA) ... across the three teams, slashed .264/.359/.575 (97-for-364) over 104 games, with 30 HR and 82 RBI ... 25 HR in the Brewers system led all hitters in the organization ... despite playing just 62 games with the Shuckers, named the Double-A Southern League's Most Valuable Player and the league's Postseason All-Star at catcher.  
2014-2021 Over 7 Minor League seasons, played 472 games in the Washington Nationals organization and made his MLB debut with the Nationals in July 2021 ... in 2019, was named a Carolina League midseason All-Star and MLB Organizational All-Star for the Nationals ... named a Baseball America Rookie All-Star in 2014, playing for the GCL Nationals.

HIT STREAK: 4 Games (4/23 to 5/2). .357 (5-for-14), 4 2B

ON-BASE BASE STREAK: 4 Games (4/23 to 5/2). .357 (5-for-14), 1 BB, 1 HBP

2023: After signing a Minor League deal with an invite to big league spring training, hit .340 (16-for-47) with 3 HR and 12 RBI over 18 Cactus League games, had his contract selected to the Major League roster for Opening Day on 3/30 ... was hitting .189 (11-for-59) over 19 games with the Royals, reinstated from the Paternity List prior on 4/24 and went 0-for-17 since returning ... optioned to Omaha on 5/2.  
2022: Made his 4th Opening Day roster, 3rd with Cleveland and hit 9 HR in 70 games before being acquired off waivers by the Cubs on 8/8, played in 48 games with the Cubs and hit 5 HR in 48 games ... beat his Cubs career with a 9-game hit streak from Aug. 9-19, hit .368 (14-for-38) with 7 XBH (2 HR) and 6 RBI, a stretch where the Cubs went 8-1.  
MLB: Has played 548 games in the Major Leagues between 2018 and 2023 with San Diego (2018-19), Cleveland (2019-22), Chicago, IL (2022) and Kansas City (2023) ... he is a lifetime .249 in the big leagues with 108 HR and 285 RBI, for a .774 OPS ... from 2019-21, his 76 homers were tied for 17th most in the Majors ... 30+ HR seasons in 2019 and 2021.

HIT STREAK:

ON-BASE BASE STREAK:

Ranked by MLB Pipeline as the No. 21 Royals prospect ...

2023: Hit .350 (9-for-25) in 13 Cactus League games with the Royals with 5 XBH and 7 RBI ... opened the Triple-A season with four (4) straight 2-hit games, has 11 multi-hit games of 25 games played this season & hits in 20 of 25 games ... has hit 1st in order in all 25 games he's played (of Omaha's 26), a .304 hitter (13-for-43) with .412 OBP leading off innings ... 4th in the league with 12 steals and tied 6th with 33 hits.  
2022: Began the season in the Blue Jays organization with Buffalo (AAA) and appeared in 70 games before being acquired by Kansas City at the 2022 Trade Deadline with RHP Max Castillo in exchange for Whit Merrifield, but did not play the rest of the season due to a preexisting injury (left oblique strain) ... stole 9 bases in 21 games for the Surprise Saguaros in the Arizona Fall League after the conclusion of the Minor League season ... added to KC 40-man roster on 11/10/22 ... traded from CLF to TOR on 7/31/2017.

HIT STREAK:

ON-BASE BASE STREAK:

H 3 (17x) Last: 4/8/23 vs. Toledo

R 4 8/17/22 vs. San Antonio

HR 2 (5x) Last: 8/11/22 @ Arkansas

RBI 6 (2x) Last: 8/5/22 vs. Tulsa

BB 3 (2x) Last: 7/2/18 vs. Bristol

SB 2 (2x) Last: 5/26/22 @ Pensacola

H 5 (2x) Last: 9/15/22 @ Columbus

R 3 (11x) Last: 9/15/22 @ Columbus

HR 2 5/23/19 @ Amarillo

RBI 4 (4x) Last: 9/15/22 @ Columbus

BB 3 (3x) Last: 8/29/21 @ Iowa

SB 3 (2x) Last: 4/23/23 vs. Gwinnett

H 3 (17x) Last: 3/31/23 @ Indianapolis

R 3 (5x) Last: 9/2/22 @ Tulsa

HR 2 8/10/21 vs. Beloit

RBI 5 6/24/21 @ Beloit

BB 3 (3x) Last: 9/3/22 @ Tulsa

SB 3 7/9/22 vs. Tulsa

H 4 (5x) Last: 8/18/17 vs. Asheville

R 4 6/26/16 @ Grand Junction

HR 2 7/19/19 @ Amarillo

RBI 5 7/17/22 @ Rochester

BB 3 (4x) Last: 8/2/17 vs. West Virginia

SB 2 7/13/16 vs. Helena

H 6 6/23/19 vs. Billings

R 4 9/3/19 vs. Missoula

HR 2 6/26/22 vs. Columbus

RBI 4 (3x) Last: 6/28/22 @ St. Paul

BB 3 5/7/22 vs. Columbus

SB 3 (2x) Last: 8/8/21 @ Arkansas

H 4 (8x) Last: 9/3/22 @ DETROIT

R 3 (20x) Last: 4/30/23 @ Nashville

HR 2 (2x) Last: 7/10/22 vs. Toledo

RBI 4 (6x) Last: 6/22/22 vs. Columbus

BB 4 7/29/18 @ Ogden

SB 3 5/14/21 vs. Cedar Rapids

H 4 7/6/22 vs. Tulsa

R 4 (2x) Last: 9/17/22 @ Corpus Christi

HR 2 (2x) Last: 6/29/22 @ Amarillo

BB 6 6/2/21 vs. Beloit

RBI 3 (6x) Last: 4/20/23 vs. Gwinnett

SB 1 (16x) Last: 4/14/23 @ Iowa

H 4 (4x) Last: 5/25/22 @ Louisville

R 4 8/21/19 vs. Salem

HR 3 8/22/19 vs. Salem

RBI 5 (2x) Last: 8/24/21 vs. Springfield

BB 3 (3x) Last: 6/20/19 vs. Frederick

SB 3 (5x) Last: 4/22/22 @ Memphis

H 5 8/1/21 vs. South Bend

R 4 (2x) Last: 7/15/22 @ Corpus Christi

HR 1 (29x) Last: 4/6/23 vs. Toledo

RBI 5 4/22/22 @ Frisco

BB 3 (4x) Last: 8/5/22 vs. Tulsa

SB 2 (2x) Last: 6/10/22 @ Tulsa

H 4 8/6/19 @ Johnson City

R 3 (4x) Last: 8/1/21 vs. South Bend

HR 2 (3x) Last: 4/5/23 vs. Toledo

RBI 4 (2x) Last: 8/10/21 vs. Beloit

BB 3 (5x) Last: 4/14/23 @ Iowa

SB 1 8/10/21 vs. Beloit

H 3 (19x) Last: 4/1/23 @ Indianapolis

R 3 (8x) Last: 5/29/22 vs. Montgomery

HR 2 (7x) Last: 7/8/22 @ Montgomery

BB 5 (4x) Last: 4/7/23 @ Indianapolis

RBI 3 (4x) Last: 5/29/22 vs. Montgomery

SB 1 (24x) Last: 4/27/23 @ Nashville

H 5 (3x) Last: 9/1/20 @ KANSAS CITY

R 2 (19x) Last: 8/28/20 @ ST. LOUIS

HR 2 (21x) 7/28/21 vs. ST. LOUIS

RBI 7 7/31/17 vs. Corpus Christi

BB 3 (6x) 9/20/20 @ DETROIT

SB 2 6/10/17 vs. Corpus Christi

H 4 (4x) Last: 6/15/22 @ Lehigh Valley

R 4 6/8/21 @ Portland



SO NICE, THEY DID IT TWICE (OR MORE)	MULTI-HIT GAMES					MULTI-RUN GAMES					MULTI-RBI GAMES					MULTI-BB GAMES					MULTI-K GAMES					MULTI-SB GAMES				
	2	3	4	5+	T	2	3	4	5+	T	2	3	4	5+	T	2	3	4	5+	T	2	3	4	5+	T	2	3	4	5+	T
19 Alexander, CJ	3	2	-	-	5	1	1	-	-	2	1	-	-	-	1	-	-	-	-	-	6	1	-	-	7	-	-	-	-	-
16 Blanco, Dairon	2	2	-	-	4	2	-	-	-	2	1	-	-	-	1	2	-	-	-	2	2	2	-	-	4	-	1	-	-	1
3 Bradley, Tucker	2	1	-	-	3	2	1	-	-	3	1	1	-	-	2	3	-	-	-	3	1	-	-	-	1	2	-	-	-	2
17 Castellano, Angelo	2	-	-	-	2	3	-	-	-	3	2	-	-	-	2	1	-	-	-	1	2	1	-	-	3	-	-	-	-	-
6 Dungan, Clay	-	-	-	-	-	-	-	-	-	-	-	-	-	-	-	-	-	-	-	-	-	-	-	-	-	-	-	-	-	-
24 Eaton, Nate	3	-	-	-	3	-	1	-	-	1	1	-	-	-	1	-	-	-	-	-	2	-	-	-	2	1	-	-	-	1
Fermin, Freddy	1	1	1	-	3	3	1	-	-	4	2	1	-	1	4	2	1	-	-	3	2	-	-	-	2	-	-	-	-	-
Garcia, Maikel	4	1	-	-	5	2	-	-	-	2	2	2	-	-	4	3	1	-	-	4	2	1	-	-	3	-	-	-	-	-
28 Gentry, Tyler	5	-	-	-	5	2	1	-	-	3	1	2	-	-	3	2	1	-	-	3	2	3	-	-	5	-	-	-	-	-
18 Hicklen, Brewer	1	-	-	-	1	-	-	-	-	-	-	-	-	-	-	-	-	-	-	-	3	-	-	-	3	-	-	-	-	-
13 Loftin, Nick	6	1	-	-	7	-	-	-	-	-	-	3	-	-	3	-	-	-	-	-	3	-	-	-	3	-	-	-	-	-
14 Porter, Logan	3	2	-	-	5	2	-	-	-	2	2	-	-	-	2	1	1	-	-	2	6	2	-	-	8	-	-	-	-	-
Pratto, Nick	-	1	-	-	1	1	-	-	-	1	2	-	-	-	2	3	-	-	-	3	2	1	-	-	3	-	-	-	-	-
25 Reetz, Jakson	1	1	-	-	2	-	-	-	-	-	-	-	-	1	1	1	-	-	-	1	1	2	-	-	3	-	-	-	-	-
15 Reyes, Franmil	-	-	-	-	-	-	-	-	-	-	-	-	-	-	-	-	-	-	-	-	-	-	-	-	-	-	-	-	-	-
0 Taylor, Samad	9	2	-	-	11	5	-	-	-	5	3	2	-	-	5	2	-	-	-	2	6	-	-	-	6	1	1	-	-	2
	42	14	1	0	57	23	5	0	0	28	18	11	0	2	31	20	4	0	0	24	40	13	0	0	53	4	2	0	0	6

			HITTING STREAKS									ON-BASE STREAKS											
PLAYER	CURRENT	LONGEST	DATES/RESULTS									CURRENT	LONGEST	DATES/RESULTS									
			START	END	AVG	2B	3B	HR	RBI	OPS	START			END	AVG	2B	HR	BB	HBP	OBP			
19 Alexander, CJ	3	3 (2x)	4/29	5/3	.375 (3-8)	1	0	0	1	.875	3	5 (2x)	4/14	4/23	.222 (4-18)	2	1	2	0	.300			
16 Blanco, Dairon	-	5	4/9	4/19	.353 (6-17)	3	0	0	0	1.005	2	5 (3x)	4/22	4/28	.267 (4-15)	1	0	2	0	.353			
3 Bradley, Tucker	-	3	4/6	4/8	.500 (4-8)	0	1	0	0	1.417	-	5	4/6	4/12	.364 (8-22)	3	3	1	0	.391			
17 Castellano, Angelo	-	3 (2x)	4/14	4/19	.375 (3-8)	1	0	0	1	.833	4	9	4/1	4/19	.320 (8-25)	2	2	6	0	.438			
24 Eaton, Nate	-	3	4/29	5/2	.417 (5-12)	2	0	0	1	1.083	-	5	4/27	5/2	.368 (7-19)	2	1	3	0	.455			
28 Gentry, Tyler	3	5	4/5	4/9	.350 (7-20)	1	0	1	6	.967	3	9 (2x)	4/12	4/23	.167 (5-30)	1	1	9	2	.390			
18 Hicklen, Brewer	-	-	-	-	-	-	-	-	-	-	3	3	4/30	5/3	.273 (3-11)	2	0	2	0	.385			
13 Loftin, Nick	-	6	4/5	4/14	.417 (10-24)	2	0	3	8	1.298	-	6	4/5	4/14	.417 (10-24)	2	3	1	0	.423			
14 Porter, Logan	3	7	4/1	4/12	.370 (10-27)	2	0	4	7	1.268	2	11	4/1	4/20	.333 (13-39)	4	5	6	0	.413			
25 Reetz, Jakson	4	4	4/23	5/2	.357 (5-14)	4	0	0	1	1.081	4	4	4/23	5/2	.357 (5-14)	4	0	1	1	.438			
0 Taylor, Samad	-	6	4/7	4/13	.345 (10-29)	3	0	1	7	.897	-	14	4/7	4/26	.328 (19-58)	4	1	6	1	.400			

BOLD indicates longest streak in 2023 among active players

Italics indicates longest personal streak is active

PITCHES/PLATE APPEARANCE & PLATE APPEARANCE DEPTH									PINCH-HITTING LOG (4)					
PLAYER	AVG. P/PA	TOTAL PA	TOTAL P	LONGEST PA (#)	DATE	INN.	PITCHER	RESULT	#	DATE	INNING	PINCH HITTER	HITTING FOR	RESULT
19 Alexander, CJ	3.90	79	308	8 (2x)	4/26 @ NAS	▲ 5	Caleb Boushley (NAS)	Popout (P4)	1.	4/5 vs. Toledo	▼ 9	CJ Alexander	Angelo Castellano	Fielder's Choice (4-6)
16 Blanco, Dairon	3.74	87	325	10	5/2 vs. LOU	▼ 7	Ricky Karcher (LOU)	Walk	2.	4/14 @ Iowa	▲ 8	Tucker Bradley	Angelo Castellano	2-RBI Double
3 Bradley, Tucker	3.88	59	229	10	4/29 @ NAS	▲ 3	Robert Stock (NAS)	Groundout (4-3)	3.	4/18 vs. Gwinnett	▼ 9	Tucker Bradley	Angelo Castellano	Strikeout Looking
17 Castellano, Angelo	4.25	68	289	10	4/18 vs. GWN	▼ 3	Michael Soroka (GWN)	Strikeout Swinging	4.	4/29 @ Nashville	▲ 8	Logan Porter	CJ Alexander	Strikeout Swinging
26 Eaton, Nate	4.30	27	116	10	4/29 @ NAS	▲ 7	Pedro Fernandez (NAS)	Flyout (F9)	5.					
Fermin, Freddy	3.84	58	223	8	4/20 vs. GWN	▼ 5	Grant Holmes (GWN)	RBI Walk	6.					
Garcia, Maikel	4.39	112	492	10	4/12 @ IOW	▲ 3	Riley Thompson (IOW)	Strikeout Swinging	7.					
28 Gentry, Tyler	4.27	121	517	8 (2x)	4/14 @ IOW	▲ 9	Anthony Kay (IOW)	Strikeout Swinging	8.					
18 Hicklen, Brewer	4.05	21	85	7	5/2 vs. LOU	▼ 7	Ricky Karcher (LOU)	Walk	9.					
13 Loftin, Nick	3.31	100	331	8 (2x)	4/14 @ IOW	▲ 8	Manuel Rodriguez (IOW)	Groundout (3-1)	10.					
14 Porter, Logan	4.36	74	323	8 (3x)	4/28 @ NAS	▲ 4	Adrian Houser (NAS)	Strikeout Looking	11.					
Pratto, Nick	4.39	80	351	8 (5x)	4/23 vs. GWN	▼ 3	Nick Margevicius (GWN)	Single	12.					
25 Reetz, Jakson	4.21	38	160	13	4/21 vs. GWN	▼ 2	Allan Winans (GWN)	Strikeout Swinging	13.					
0 Taylor, Samad	3.72	127	472	9	4/25 @ NAS	▲ 1	Robert Gasser (NAS)	Strikeout Looking	14.					
	4.02	1,051	4,221						15.					

Omaha Pinch Hitters: 1-for-4, 2B, 2 RBI

Most-Used Pinch Hitter:  
Tucker Bradley (1x)Most Frequently Pinch-Hit For:  
Angelo Castellano (3x)

HIGHEST STORM CHASERS EXIT VELOCITIES						
MPH	PITCHER	DATE	INNING	PITCHER	PITCH TYPE	DST (FT) COUNT RESULT
1.	115.3	CJ Alexander	4/7 vs. Toledo	▼ 1	Reese Olson	Changeup 291 1-2 Double
2.	110.4	Brewer Hicklen	4/30 @ Nashville	▲ 6	Robert Gasser	4-seam FB 387 1-0 Double
3.	109.6	Dairon Blanco	4/7 vs. Toledo	▼ 5	Kervin Castro	4-seam FB 18 0-0 Grounded Into DP
4.	108.5	CJ Alexander	5/3 vs. Louisville	▼ 7	Ryan Nutof	Four-seam FB 139 1-1 Field Out (4-3)
5.	108.0	Dairon Blanco	4/8 vs. Toledo	▼ 3	Will Vest	Slider 311 0-2 Field Out (L8)
6.	107.4	Tucker Bradley	4/29 @ Nashville	▲ 3	Robert Stock	Cutter 5 2-2 Field Out (4-3)
7.	107.3	Nick Loftin	4/14 @ Iowa	▲ 3	Brendon Little	Sinker 145 2-2 Single
8.	107.2	Freddy Fermin	4/14 @ Iowa	▲ 8	Nick Burdi	Sinker 371 1-1 Double
9.	107.0	Nick Loftin	4/23 vs. Gwinnett	▼ 8	Rodderly Munoz	Sinker 167 1-0 Single
10.	106.9	Tucker Bradley	4/7 vs. Toledo	▼ 4	Reese Olson	Changeup 107 1-1 Single

PITCH TIMER VIOLATIONS CALLED ON OMAHA HITTERS (1)					
DATE	INNING	UMPIRE	HITTER	COUNT AT CALL	BATTER RESULT (COUNT)
1.	4/12 @ Iowa	▲ 9	Tom Hanahan	Samad Taylor (1)	0-1 Single (0-2)
2.					
3.					
4.					
5.					
6.					
7.					

HR #	PLAYER (SEASON #)	GM # – DATE	OPPONENT	PITCHER	PITCH TYPE	DIRECTION	ON BASE	INNING	OUTS	COUNT	SCORE	FINAL	DISTANCE	EXIT VELO	LAUNCH ANGLE
1.	Logan Porter (1)	2 – April 1	@ Indianapolis	Caleb Smith (L)	4-seam FB	LF	0	▲ 4	1	2-2	3-0	W, 12-1	417 FT	106.6 MPH	32°
2.	Jakson Reetz (1)	2 – April 1	@ Indianapolis	Caleb Smith (L)	Slider	LF	3	▲ 5	2	2-1	8-0	W, 12-1	408 FT	103.9 MPH	25°
3.	Dairon Blanco (1)	3 – April 2	@ Indianapolis	Mike Burrows	4-seam FB	LCF	0	▲ 5	2	3-2	1-3	W, 8-3	411 FT	105.2 MPH	23°
4.	Samad Taylor (1)	3 – April 2	@ Indianapolis	J.C. Flowers	4-seam FB	LF	0	▲ 8	0	2-1	2-3	W, 8-3	334 FT	104.5 MPH	22°
5.	Nick Loftin (1)	3 – April 2	@ Indianapolis	Daniel Zamora (L)	4-seam FB	LF	2	▲ 8	1	1-2	5-3	W, 8-3	362 FT	97.2 MPH	29°
6.	Maikel Garcia (1)	4 – April 4	vs. Toledo	Alex Faedo	4-seam FB	RF	0	▼ 1	1	2-1	1-0	L, 9-2	349 FT	94.3 MPH	35°
7.	Tyler Gentry (1)	5 – April 5	vs. Toledo	Tyler Holton (L)	Cutter	CF	2	▼ 6	0	2-0	3-1	L, 7-6	417 FT	106.5 MPH	27°
8.	Logan Porter (2)	5 – April 5	vs. Toledo	Tyler Holton (L)	Slider	LF	0	▼ 6	0	3-1	4-1	L, 7-6	346 FT	103.3 MPH	37°
9.	Logan Porter (3)	5 – April 5	vs. Toledo	Matt Wisler	4-seam FB	RCF	0	▼ 8	0	2-2	5-6	L, 7-6	364 FT	94.7 MPH	34°
10.	Nick Loftin (2)	6 – April 6	vs. Toledo	Brenan Haniffee	Slider	LCF	0	▼ 2	0	2-2	1-1	L, 8-5	401 FT	101.8 MPH	32°
11.	CJ Alexander (1)	6 – April 6	vs. Toledo	Brenan Haniffee	Sinker	CF	0	▼ 4	1	2-2	3-6	L, 8-5	409 FT	101.1 MPH	35°
12.	Logan Porter (4)	7 – April 7	vs. Toledo	Reese Olson	4-seam FB	LF	0	▼ 3	0	3-2	5-2	W, 9-4	395 FT	104.3 MPH	45°
13.	Freddy Fermin (1)	8 – April 8	vs. Toledo	Will Vest	Slider	CF	3	▼ 3	2	0-0	6-1	W, 13-8	401 FT	102.1 MPH	42°
14.	Angelo Castellano (1)	8 – April 8	vs. Toledo	Will Vest	4-seam FB	LCF	1	▼ 4	0	2-0	8-1	W, 13-8	401 FT	102.8 MPH	33°
15.	Freddy Fermin (2)	8 – April 8	vs. Toledo	Ashton Goudeau	Changeup	CF	1	▼ 5	0	1-1	10-1	W, 13-8	428 FT	105.9 MPH	28°
16.	CJ Alexander (2)	8 – April 8	vs. Toledo	Ashton Goudeau	Changeup	LF	0	▼ 7	0	1-0	11-8	W, 13-8	351 FT	92.4 MPH	43°
17.	Angelo Castellano (2)	9 – April 9	vs. Toledo	Alex Faedo	4-seam FB	LF	0	▼ 3	1	0-0	1-0	L, 8-2	373 FT	98.0 MPH	25°
18.	Samad Taylor (2)	10 – April 11	@ Iowa	Roenis Elias (L)	4-seam FB	CF	2	▲ 5	2	0-2	3-9	L, 9-6	405 FT	100.9 MPH	25°
19.	Freddy Fermin (3)	10 – April 11	@ Iowa	Brandon Hughes (L)	4-seam FB	LF	1	▲ 6	2	0-1	6-9	L, 9-6	398 FT	100.3 MPH	33°
20.	CJ Alexander (3)	11 – April 12	@ Iowa	Riley Thompson	Changeup	RF	0	▲ 2	0	1-0	2-1	W, 10-6	394 FT	104.3 MPH	24°
21.	Tyler Gentry (2)	11 – April 12	@ Iowa	Riley Thompson	Slider	LF	0	▲ 3	2	1-2	3-1	W, 10-6	393 FT	103.3 MPH	26°
22.	Tucker Bradley (1)	11 – April 12	@ Iowa	Rowan Wick	4-seam FB	RCF	1	▲ 6	2	1-1	7-3	W, 10-6	392 FT	98.2 MPH	29°
23.	Nick Loftin (3)	11 – April 12	@ Iowa	Anthony Kay (L)	Slider	CF	0	▲ 8	0	2-1	8-6	W, 10-6	420 FT	104.3 MPH	28°
24.	Nick Loftin (4)	12 – April 13	@ Iowa	Nick Neidert	4-seam FB	LF	0	▲ 4	2	3-2	1-11	L, 14-1	370 FT	100.4 MPH	38°
25.	Nick Pratto (1)	15 – April 19	vs. Gwinnett	Beau Burrows	Slider	CF	0	▼ 2	0	1-2	1-1	L, 6-2	399 FT	100.2 MPH	26°
26.	Logan Porter (5)	15 – April 19	vs. Gwinnett	Beau Burrows	Slider	LF	0	▼ 4	1	1-2	2-3	L, 6-2	350 FT	94.9 MPH	50°
27.	CJ Alexander (4)	17 – April 21	vs. Gwinnett	Allan Winans	Changeup	RF	0	▼ 2	2	0-0	1-1	L, 7-3	395 FT	96.2 MPH	37°
28.	Nick Pratto (2)	18 – April 22	vs. Gwinnett	Dylan Dodd (L)	Changeup	RF	1	▼ 1	2	3-1	2-0	L, 5-2	350 FT	88.4 MPH	39°
29.	Nate Eaton (1)	22 – April 27	@ Nashville	Janson Junk	Sweeper	LF	0	▲ 2	2	2-2	1-0	W, 2-1	403 FT	103.0 MPH	32°
30.	Freddy Fermin (4)	24 – April 29	@ Nashville	Robert Stock	4-seam FB	RCF	2	▲ 1	1	3-1	4-0	L, 6-5 (10)	381 FT	104.3 MPH	23°
31.	Tyler Gentry (3)	25 – April 30	@ Nashville	Robert Gasser (L)	4-seam FB	LF	1	▲ 3	2	1-0	2-1	W, 10-6	391 FT	100.6 MPH	33°
32.	Logan Porter (6)	25 – April 30	@ Nashville	Robert Gasser (L)	Slider	LF	0	▲ 4	0	2-1	3-1	W, 10-6	389 FT	102.3 MPH	29°
33.	Freddy Fermin (5)	25 – April 30	@ Nashville	Robert Gasser (L)	Changeup	LF	0	▲ 5	1	2-0	5-1	W, 10-6	368 FT	94.8 MPH	35°
			</												



## HOME RUN BREAKDOWN

[illegible]

## INNING DISTRIBUTION

1st Inning	2nd Inning	3rd Inning	4th Inning	5th Inning	6th Inning	7th Inning	8th Inning	9th Inning	10th Inning	11th Inning
3	5	5	6	5	4	1	4	-	-	-

## NOTABLE STORM CHASERS HOME RUNS

BACK-TO-BACK HOMERS (1)		2-HOMER GAMES (2)		3-HOMER GAMES (0)		GRAND SLAMS (2)	
PLAYERS	DATE/OPPONENT (INN.)	PLAYER (CAREER NO.)	DATE/OPPONENT	PLAYER (CAREER NO.)	DATE/OPPONENT	PLAYER (CAREER NO.)	DATE/OPPONENT (INN.)
Tyler Gentry & Logan Porter	4/5 vs. Toledo (6th)	Logan Porter (3rd)	4/5 vs. Toledo			Jakson Retz (1st)	4/1 @ Indianapolis (5th)
		Freddy Fermin (4th)	4/8 vs. Toledo			Freddy Fermin (3rd)	4/8 vs. Toledo (3rd)

LEADOFF HOMERS (0)		INSIDE-THE PARK HOMERS (0)		PINCH-HIT HOMERS (0)		WALK-OFF HOMERS (0)	
PLAYER (CAREER NO.)	DATE/OPPONENT	PLAYER (CAREER NO.)	DATE/OPPONENT (INN.)	PLAYER (CAREER NO.)	DATE/OPPONENT (INN.)	PLAYER	DATE/OPPONENT

HOME RUN SITUATION	# OF	DATE OF LAST	BATTER ('23 HR #)	PITCHER	COUNT	RUNNERS ON	OUTS	INNING	SCORE @ HR	FINAL
GO-AHEAD HOME RUN	8	April 30 @ Nashville	Tyler Gentry (3)	Robert Gasser	1-0	1	2	▲ 3	2-1	W, 10-6
GAME-TYING HOME RUN	3	April 21 vs. Gwinnett	CJ Alexander (4)	Allan Winans	0-0	0	2	▼ 2	1-1	L, 7-3

## NOTABLE OPPOSING HOME RUNS

BACK-TO-BACK HOMERS (0)		2-HOMER GAMES (0)		3-HOMER GAMES (0)		GRAND SLAMS (1)	
PLAYERS	DATE/OPPONENT (INN.)	PLAYER (CAREER NO.)	DATE/OPPONENT	PLAYER (CAREER NO.)	DATE/OPPONENT	PLAYER	DATE/OPPONENT (INN.)
						Andy Ibáñez	April 6 vs. Toledo (3rd)

LEADOFF HOMERS (3)		INSIDE-THE PARK HOMERS (0)		PINCH-HIT HOMERS (0)		WALK-OFF HOMERS (0)	
PLAYER	DATE/OPPONENT	PLAYER	DATE/OPPONENT (INN.)	PLAYER	DATE/OPPONENT (INN.)	PLAYER	DATE/OPPONENT
Christopher Morel	4/14 @ Iowa						
Forrest Wall	4/19 vs. Gwinnett						
Michael Siani	5/3 vs. Louisville						

## AFTER-INNING RECORDS

### LEADING TRAILING TIED

AFTER 1 INNING	1 - 4	3 - 7	6 - 6
AFTER 2 INNINGS	3 - 4	5 - 6	2 - 7
AFTER 3 INNINGS	6 - 5	2 - 8	2 - 4
AFTER 4 INNINGS	7 - 2	2 - 12	1 - 3
AFTER 5 INNINGS	7 - 2	3 - 13	0 - 2
AFTER 6 INNINGS	7 - 3	3 - 14	0 - 0
AFTER 7 INNINGS	6 - 3	3 - 13	1 - 1
AFTER 8 INNINGS	8 - 0	2 - 15	0 - 2

## STORM CHASERS BIG INNINGS

### DATE INNING RUNS

1. April 2 @ Indianapolis	8th	7
2. April 8 vs. Toledo	3rd	6
3.		
4.		
5.		
6.		
7.		
8.		

## SCORE BY INNINGS

	1	2	3	4	5	6	7	8	9	10	11+	TOTAL
Omaha	14	10	17	13	22	17	10	21	16	0	0	140
Opponents	25	22	16	12	16	31	14	26	9	1	0	172
<b>Difference</b>	<b>-11</b>	<b>-12</b>	<b>1</b>	<b>1</b>	<b>6</b>	<b>-14</b>	<b>-4</b>	<b>-5</b>	<b>7</b>	<b>-1</b>	<b>0</b>	<b>-32</b>
SCORE BY INNINGS V. LOUISVILLE	1	2	3	4	5	6	7	8	9	10	11+	TOTAL
Omaha	1	0	0	0	0	1	3	0	3	0	0	8
Louisville	1	3	1	1	2	8	1	0	0	0	0	17
<b>vs. Louisville Difference</b>	<b>0</b>	<b>-3</b>	<b>-1</b>	<b>-1</b>	<b>-2</b>	<b>-7</b>	<b>2</b>	<b>0</b>	<b>3</b>	<b>0</b>	<b>0</b>	<b>-9</b>

## MULTI-RUN INNINGS

	2	3	4	5	6	7	8	9	10+	TOTAL
Storm Chasers	13	9	6	1	1	1	-	-	-	31
Opponents	19	16	2	3	3	-	-	-	-	43

## RECORD BY RUNS SCORED/ALLOWED

RUNS	0	1	2	3	4	5	6	7	8	9	10	11	12	13+
SCORED	0 - 1	0 - 2	1 - 4	0 - 4	0 - 2	1 - 2	0 - 2	0 - 0	2 - 0	1 - 0	2 - 0	1 - 0	1 - 0	1 - 0
ALLOWED	0 - 0	1 - 0	1 - 0	2 - 0	1 - 2	0 - 2	3 - 2	0 - 3	2 - 3	0 - 3	0 - 1	0 - 0	0 - 0	0 - 1

## RECORD BY MARGIN OF VICTORY/DEFEAT

1 Run	2 Runs	3 Runs	4 Runs	5 Runs	6 Runs	7 Runs	8 Runs	9 Runs	10+ Runs
1 - 3	2 - 0	1 - 5	2 - 2	3 - 2	0 - 3	0 - 1	0 - 0	0 - 0	1 - 1

## 2023 STORM CHASERS MONTH BY MONTH

### HITTING

MONTH	AVG	G	AB	R	H	TB	2B	3B	HR	RBI	BB	IBB	SO	SB	CS	OBP	SLG	OPS	SAC	SF	HBP	GIDP	LOB
MARCH	.300	1	40	8	12	16	2	1	0	8	9	0	12	5	0	.429	.400	.829	0	0	0	0	14
APRIL	.250	24	799	124	200	352	49	2	33	118	99	0	204	38	8	.337	.441	.778	1	11	11	24	156
MAY	.239	2	67	8	16	22	4	1	0	8	9	0	16	0	1	.338	.328	.666	0	0	1	4	15
JUNE																							
JULY																							
AUGUST																							
SEPTEMBER																							
TOTAL	.252	27	906	140	228	390	55	4	33	134	117	0	232	43	9	.341	.430	.771	1	11	12	28	185

### PITCHING

MONTH	W	L	ERA	G	GS	CG	SHO	GF	HLD	SV	SVO	IP	H	R	ER	HR	HB	BB	SO	WP	BK	WHIP	AVG
MARCH	1	0	6.00	1	1	0	0	1	0	1	1	9.0	11	6	6	1	1	2	7	0	1	1.44	.297
APRIL	9	15	5.65	24	24	0	0	24	11	3	7	212.0	238	149	133	30	17	104	198	16	2	1.61	.284
MAY	0	2	8.00	2	2	0	0	2	0	0	0	18.0	25	17	16	4	1	9	18	3	0	1.89	.338
JUNE																							
JULY																							
AUGUST																							
SEPTEMBER																							
TOTAL	10	17	5.84	27	27	0	0	27	11	4	8	239.0	274	172	155	35	19	115	223	19	3	1.63	.289

## 2023 WALK-OFF TRACKER (0 FOR, 2 AGAINST)

GAME #	DATE	OPPONENT	FINAL (INN.)	PLAYER	WINNING RUN	PITCHER	HOW	OUTS	COUNT
23	April 28	@ Nashville	L, 4-3 (9)	Brian Navarreto	Skye Bolt	Josh Dye	Throwing error by 3B Maikel Garcia	2	1-0
24	April 29	@ Nashville	L, 6-5 (10)	Keston Hiura	Eddy Alvarez	Evan Sisk	Infield single to SS Angelo Castellano	1	2-1

Bold Indicates Omaha Walk-Off Win

## 2023 STORM CHASERS EJECTIONS (3)

DATE	INNING	WHO (POSITION) / # IN 2023	WHY	UMPIRE (POSITION)
April 21 vs. Gwinnett	▼ 6	Mike Jirschele (Manager) / 1st	Balls/Strikes	Takahito Matsuda (Home Plate)
April 21 vs. Gwinnett	▲ 7	Dane Johnson (Pitching Coach) / 1st	Balk	Takahito Matsuda (Home Plate)
April 21 vs. Gwinnett	▼ 8	CJ Alexander (Designated Hitter) / 1st	Balls/Strikes	Takahito Matsuda (Home Plate)



## PITCHING

vs. Left-Handed Starter	3-6
vs. Right-Handed Starter	7-11
WITH Left-Handed Starter	5-4
WITH Right-Handed Starter	5-13

0-4 strikeouts	0-1
5-9 strikeouts	6-11
10+ strikeouts	4-5

0 runs of support	0-6
1-4 runs of support	7-10
5-9 runs of support	3-1
10+ runs of support	

## SCORING

1-Run Games	1-3
2-Run Games	2-0
3-4-Run Games	3-7
5+ Run Games	4-7

Extra Innings	0-1
Shutouts	0-1
Doubleheaders	

Scoring 0-2 Runs	1-7
3-5 Runs	1-8
6-9 Runs	3-2
10+ Runs	5-0

Opponent 0-2 Runs	2-0
3-5 Runs	3-4
6-9 Runs	5-11
10+ Runs	0-2

Scored in 1st Inning	3-5
Opponent scored in 1st	6-9
Scores first	4-6
Opponent scores first	6-11

## HITTING

Omaha 0-5 hits	0-5
6-9 hits	1-10
10+ hits	9-2

Opponent 0-5 hits	1-0
6-9 hits	5-3
10+ hits	4-14

Hit 0 home runs	3-7
1 home run	2-6
2 home runs	1-3
3+ home runs	4-1

Opponent hit 0 home runs	4-3
1 home run	4-6
2 home runs	2-4
3+ home runs	0-4

Out-hit opponent	8-2
Out-hit by opponent	1-15
Hits are tied	1-0

Leave 0-5 runners on base	2-9
6-9 on base	5-7
10+ on base	3-1

Opponent leaves 0-5 runners on base	2-3
6-9 on base	4-9
10+ on base	4-5

Steals 0 bases	2-9
1 base	1-2
2 bases	2-4
3+ bases	5-2

Opponent steals 0 bases	3-7
1 base	4-7
2 bases	2-1
3+ bases	1-2

## FIELDING

Made 0 errors	6-6
1 error	1-8
2 errors	1-2
3+ errors	2-1

Opponent made 0 errors	4-9
1 error	1-6
2 errors	3-2
3+ errors	2-0

LONGEST WIN STREAK	
LONGEST LOSING STREAK	
LONGEST HOME WINNING STREAK	
LONGEST HOME LOSING STREAK	
LONGEST ROAD WINNING STREAK	
LONGEST ROAD LOSING STREAK	
LARGEST MARGIN OF VICTORY	
LARGEST MARGIN OF DEFEAT	
LONGEST GAME, INNINGS	
LONGEST GAME, TIME	
LONGEST 9-INNING GAME, TIME	
SHORTEST 9-INNING GAME, TIME	
SHORTEST GAME, TIME	
LARGEST COMEBACK WIN	
LARGEST MARGIN OF LEAD SURRENDERED (LOSS)	
MOST ERRORS, TEAM	
MOST ERRORS, PLAYER	
LARGEST CROWD, HOME	
LARGEST CROWD, ROAD	
WARMEST FIRST PITCH	
COLDEST FIRST PITCH	

MOST RUNS SCORED, GAME	
MOST RUNS SCORED, INNING	
MOST CONSECUTIVE INNINGS SCORED	
FEWEST HITS, GAME	
MOST HITS, GAME	
MOST DOUBLES, GAME	
MOST TRIPLES, GAME	
MOST HOME RUNS, GAME	
MOST EXTRA-BASE HITS, GAME	
MOST RBI, GAME	
MOST RUNNERS LOB, GAME	
MOST TOTAL BASES, GAME	
MOST WALKS, GAME	
MOST STRIKEOUTS, GAME	
FEWEST STRIKEOUTS, GAME	
MOST STOLEN BASES, GAME	
MOST HIT BY PITCHES	

MOST RUNS, GAME	3 (5x)	Last: Nate Eaton, 4/30 @ Nashville (10-6 Win)
MOST HITS, GAME	4, Freddy Fermin	4/11 @ Iowa (9-6 Loss)
MOST DOUBLES, GAME	2 (3x)	Last: Tyler Gentry, 5/3 vs. Louisville (7-4 Loss)
MOST TRIPLES, GAME	1 (4x)	Last: Tyler Gentry, 5/2 vs. Louisville (10-4 Loss)
MOST HOME RUNS, GAME	2 (2x)	Last: Freddy Fermin, 4/8 vs. Toledo (13-8 Win)
MOST RBI, GAME	6, Freddy Fermin	4/8 vs. Toledo (13-8 Win)
MOST WALKS, GAME	3 (4x)	Last: Freddy Fermin, 4/30 @ Nashville (10-6 Win)
MOST STRIKEOUTS, GAME	3 (13x)	Last: Logan Porter, 4/28 @ Nashville (4-3 Loss)
MOST STOLEN BASES, GAME	3 (2x)	Last: Samad Taylor, 4/26 @ Nashville (5-0 Loss)
MOST HIT BY PITCHES	1 (12x)	Last: Dairon Blanco, 5/2 vs. Louisville (10-4 Loss)

MOST RUNS ALLOWED, GAME	14	4/13 @ Iowa (14-1 Loss)
MOST RUNS ALLOWED, INNING	6 (2x)	Last: 2nd Inning, 4/13 @ Iowa (14-1 Loss)
FEWEST HITS ALLOWED, GAME	5	4/1 @ Indianapolis (12-1 Win)
MOST HITS ALLOWED, GAME	15	4/13 @ Iowa (14-1 Loss)
FEWEST STRIKEOUTS, GAME	3	4/18 vs. Gwinnett (4-1 Loss)
MOST STRIKEOUTS, GAME	14	4/14 @ Iowa (11-8 Win)
FEWEST WALKS ALLOWED, GAME	1	4/19 vs. Gwinnett (6-2 Loss)
MOST WALKS ALLOWED, GAME	8	4/6 vs. Toledo (8-5 Loss)
MOST HOME RUNS ALLOWED, GAME	3 (4x)	Last: 5/3 vs. Louisville (7-4 Loss)

MOST RUNS ALLOWED, GAME	11, Jonathan Heasley	4/13 @ Iowa (14-1 Loss)
MOST EARNED RUNS ALLOWED, GAME	11, Jonathan Heasley	4/13 @ Iowa (14-1 Loss)
FEWEST HITS ALLOWED, GAME (STARTER)	1 (3x)	Last: Drew Parrish (6.0 IP), 4/28 @ Nashville (4-3 Loss)
MOST HITS ALLOWED, GAME	9 (2x)	Last: Jonathan Heasley, 4/13 @ Iowa (14-1 Loss)
MOST HOME RUNS ALLOWED, GAME	3, Marcelo Martinez	5/3 vs. Louisville (7-4 Loss)
MOST STRIKEOUTS	7, Jonathan Heasley	4/19 vs. Gwinnett (6-2 Loss)
MOST CONSECUTIVE STRIKEOUTS	3 (5x)	Last: Austin Cox, 4/21 vs. Gwinnett (7-3 Loss)
MOST WALKS ALLOWED, GAME	4 (4x)	Last: Drew Parrish, 4/22 vs. Gwinnett (5-2 Loss)
MOST HIT BATTERS, GAME	2, Andrés Núñez	4/22 vs. Gwinnett (5-2 Loss)
MOST INNINGS PITCHED, STARTER	7.0, Jonathan Heasley	4/19 vs. Gwinnett (6-2 Loss)
MOST PITCHES THROWN, STARTER	104, Jonathan Heasley	4/25 @ Nashville (8-3 Loss)
MOST INNINGS PITCHED, RELIEVER	3.2, Marcelo Martinez	4/29 @ Nashville (6-5 Loss, 10 innings)
MOST PITCHES THROWN, RELIEVER	65, Austin Cox	4/6 vs. Toledo (8-5 Loss)

^ Indicates All-Time Storm Chasers Record Tied

\* Indicates All-Time Storm Chasers Record Set

## STATCAST LEADERS

LONGEST MEASURED HOMER DISTANCE (TOP 5)			HIGHEST BATTED BALL EXIT VELOCITY (TOP 5)			HIGHEST PITCH VELOCITY (TOP 5)			HIGHEST PITCH SPIN RATE (TOP 5)		
Player	Distance (Pitcher)	Date	Player	Exit Velo (Batted Ball Type)	Date	Player	Pitch Velo (Pitch Result)	Date	Player	Spin Rate (Pitch Type)	Date
Freddy Fermin	428 (2-Run off Ashton Goudeau)	4/8 vs. TOL	CJ Alexander	115.3 (Double vs. Reese Olson)	4/7 vs. TOL	Jackson Kowar	99.3 (Justin Dean, Ball)	4/18 vs. GWN	Josh Dye	3,329 (81.2MPH Changeup vs. Joe Hudson)	4/21 vs. GWN
Nick Loftin	420 (Solo off Anthony Kay)	4/12 @ IOW	Brewer Hicklen	110.4 (Double vs. Robert Gasser)	4/30 @ NAS	Josh Staumont	99.1 (Jermaine Palacios, Strikeout)	4/9 vs. TOL	Mike Mayers	3,238 (82.1MPH Slider vs. Volmer Sánchez)	4/23 vs. GWN
Logan Porter	417 (Solo off Caleb Smith)	4/1 @ IND	Dairon Blanco	109.6 (Double Play vs. Kervin Castro)	4/7 vs. TOL	Jackson Kowar	99.0 (Justin Dean, Walk)	4/18 vs. GWN	Jonathan Heasley	3,090 (93.8MPH 45-Fastball vs. Abraham Toro)	4/30 @ NAS
Tyler Gentry	417 (3-Run off Tyler Holton)	4/5 vs. TOL	CJ Alexander	108.5 (Groundout vs. Ryan Nutof)	5/3 vs. LOU	Josh Staumont	98.9 (Jermaine Palacios, Foul Ball)	4/9 vs. TOL	Josh Staumont	3,058 (81.0MPH Curveball vs. Miguel Andujar)	3/31 @ IND
Dairon Blanco	411 (Solo off Mike Burrows)	4/2 @ IND	Dairon Blanco	108.0 (Flyout vs. Will Vest)	4/8 vs. TOL	Josh Staumont	98.8 (Michael Papierski, Ball)	4/9 vs. TOL	Drew Parrish	3,000 (86.7MPH Sinker vs. Nick Solak)	4/22 vs. GWN

														STORM CHASERS				OPPONENT			
GM #	MARCH	OPPONENT	SCORE	RECORD	STANDINGS	WIN	LOSS	SAVE	TEMP.	1ST PITCH	TIME	ATT.	HOME ATT.	R	H	E	LO	R	H	E	LO
1	3/31	@ Indianapolis	W, 8-6	1-0	1st +0.5	C. Snider (1-0)	Y. De Los Santos (0-1)	J. Staumont (1)	66°	7:05 PM	2:54	8,095		8	12	0	14	6	11	2	7
														STORM CHASERS				OPPONENT			
GM #	APRIL	OPPONENT	SCORE	RECORD	STANDINGS	WIN	LOSS	SAVE	TEMP.	1ST PITCH	TIME	ATT.	HOME ATT.	R	H	E	LO	R	H	E	LO
2	4/1	@ Indianapolis	W, 12-1	2-0	1st +1.0	D. Parrish (1-0)	C. Smith (0-1)	-	42°	1:37 PM	2:26	4,012		12	16	0	11	1	5	2	3
3	4/2	@ Indianapolis	W, 8-3	3-0	1st +1.0	J. Kowar (1-0)	D. Zamora (0-1)	-	49°	1:36 PM	2:53	4,240		8	12	0	9	3	11	2	10
4	4/4	TOLEDO	L, 9-2	3-1	2nd -0.5	B. White (1-0)	M. Castillo (0-1)	-	55°	6:42 PM	2:27	3,200	3,200	2	6	0	6	9	12	0	5
5	4/5	TOLEDO	L, 7-6	3-2	2nd -1.0	T. Holton (1-0)	R. Weiss (0-1)	M. Díaz (2)	35°	12:07 PM	2:40	1,405	4,605	6	8	2	6	7	12	1	9
6	4/6	TOLEDO	L, 8-5	3-3	3rd -2.0	J. Fry (1-0)	J. Kowar (1-1)	M. Del Pozo (1)	45°	12:06 PM	2:48	1,607	6,212	5	7	1	4	8	10	2	9
7	4/7	TOLEDO	W, 9-4	4-3	2nd -1.0	J. Heasley (1-0)	R. Olson (0-2)	-	70°	6:35 PM	2:35	1,968	8,180	9	12	0	6	4	9	0	11
8	4/8	TOLEDO	W, 13-8	5-3	2nd -0.5	M. Martinez (1-0)	M. Lorenzen (0-1)	-	71°	2:05 PM	2:49	2,070	10,250	13	12	3	4	8	13	0	12
9	4/9	TOLEDO	L, 8-2	5-4	2nd -1.5	T. Holton (2-0)	M. Castillo (0-2)	-	73°	2:11 PM	2:57	2,119	12,369	2	6	3	12	8	13	0	11
10	4/11	@ Iowa	L, 9-6	5-5	5th -2.5	R. Elias (1-0)	M. Mayers (0-1)	M. Rodriguez (1)	79°	6:38 PM	2:34	3,557		6	10	0	6	9	7	1	6
11	4/12	@ Iowa	W, 10-6	6-5	5th -1.5	J. Kowar (2-0)	R. Thompson (0-1)	-	77°	12:09 PM	2:26	4,085		10	12	0	5	6	8	0	4
12	4/13	@ Iowa	L, 14-1	6-6	6th -2.5	N. Neidert (1-1)	J. Heasley (1-1)	-	81°	6:38 PM	2:18	3,647		1	6	1	4	14	15	0	8
13	4/14	@ Iowa	W, 11-8	7-6	6th -2.0	C. Snider (2-0)	M. Rodriguez (1-1)	N. Wittgren (1)	79°	7:09 PM	3:16	6,257		11	11	2	10	8	11	3	10
	4/15	@ Iowa	PPD/Rain (To be made up April 16)																		
	4/16-6/1	@ Iowa	Cancelled/Snow																		
	4/16-6/2	@ Iowa	Cancelled/Snow																		
14	4/18	GWINNETT	L, 4-1	7-7	5th -3.0	T. Tice (2-0)	J. Kowar (2-2)	Y. Ríos (1)	70°	6:39 PM	2:24	1,703	14,072	1	7	1	8	4	6	0	8
15	4/19	GWINNETT	L, 6-2	7-8	5th -4.0	B. Burrows (1-0)	J. Heasley (1-2)	-	70°	12:05 PM	2:15	6,641	20,713	2	6	0	5	6	10	0	3
16	4/20	GWINNETT	L, 9-3	7-9	6th -4.5	B. Moran (1-0)	M. Castillo (0-3)	-	56°	6:37 PM	2:47	2,026	22,739	3	3	1	10	9	10	1	5
17	4/21	GWINNETT	L, 7-3	7-10	7th -6.0	A. Winans (1-2)	E. Sisk (0-1)	-	44°	6:36 PM	3:01	2,041	24,780	3	9	2	9	7	11	0	8
18	4/22	GWINNETT	L, 5-2	7-11	6th -7.0	D. Dodd (1-0)	A. Núñez (0-1)	Y. Ríos (2)	42°	2:06 PM	2:27	3,025	27,805	2	4	1	2	5	10	0	10
19	4/23	GWINNETT	W, 5-3	8-11	6th -6.0	M. Mayers (1-1)	N. Kingham (0-3)	N. Wittgren (2)	49°	2:06 PM	2:23	2,046	29,851	5	12	3	6	3	8	0	9
20	4/25	@ Nashville	L, 8-3	8-12	6th -7.0	R. Gasser (1-0)	J. Heasley (1-3)	-	67°	6:39 PM	2:14	4,127		3	5	1	3	8	11	0	6
21	4/26	@ Nashville	L, 5-0	8-13	7th -8.0	C. Boushley (1-1)	M. Castillo (0-4)	-	68°	6:37 PM	2:27	5,455		0	4	0	5	5	11	1	8
22	4/27	@ Nashville	W, 2-1	9-13	7th -7.0	A. Cox (1-0)	J. Junk (2-1)	N. Wittgren (3)	61°	7:19 PM	2:28 (-:44)	3,507		2	8	0	7	1	6	1	8
23	4/28	@ Nashville	L, 4-3	9-14	7th -7.0	J. Bukauskas (1-0)	J. Dye (0-1)	-	69°	6:37 PM	2:26	6,707		3	5	1	3	4	7	1	4
24	4/29	@ Nashville	L, 6-5 (10)	9-15	8th -8.0	L. Erceg (3-0)	E. Sisk (0-2)	-	70°	6:39 PM	2:58	9,833		5	8	0	6	6	13	1	15
25	4/30	@ Nashville	W, 10-6	10-15	7th -7.0	A. Núñez (1-1)	J. Bukauskas (1-1)	-	61°	3:08 PM	3:00 (1:03)	9,469		10	11	1	9	6	9	3	9
APRIL Hitting Results: .250/.337/.441 (200-for-799), 49 2B, 2 3B, 33 HR, 124 R, 99 BB, 38 SB // APRIL Pitching Results: 9-15, 5.65 ERA (133 ER in 212.0 IP), 3/7 SV, 238 H, 30 HR, 104 BB, 198 K, 1.61 WHIP, 284 AVG																					
														STORM CHASERS				OPPONENT			
GM #	MAY	OPPONENT	SCORE	RECORD	STANDINGS	WIN	LOSS	SAVE	TEMP.	1ST PITCH	TIME	ATT.	HOME ATT.	R	H	E	LO	R	H	E	LO
26	5/2	LOUISVILLE	L, 10-4	10-16	8th -8.0	A. Abbott (1-0)	M. Castillo (0-5)	-	57°	12:06 PM	2:57	2,024	31,875	4	6	0	10	10	14	2	8
27	5/3	LOUISVILLE	L, 7-4	10-17	10th -9.0	B. Lively (4-0)	M. Martinez (1-1)	-	60°	11:07 AM	2:20	3,364	35,239	4	10	1	5	7	11	0	7
28	5/4	LOUISVILLE																			
29	5/5	LOUISVILLE																			
30	5/6	LOUISVILLE																			
31	5/7	LOUISVILLE																			
32	5/9	@ Scranton/WB																			
33	5/10	@ Scranton/WB																			
34	5/11	@ Scranton/WB																			
35	5/12	@ Scranton/WB																			
36	5/13	@ Scranton/WB																			
37	5/14	@ Scranton/WB																			
38	5/16	TOLEDO																			
39	5/17	TOLEDO																			
40	5/18	TOLEDO																			
41	5/19	TOLEDO																			
42	5/20	TOLEDO																			
43	5/21	TOLEDO																			
44	5/23	@ St. Paul																			
45	5/24	@ St. Paul																			
46	5/25	@ St. Paul																			
47	5/26	@ St. Paul																			
48	5/27	@ St. Paul																			
49	5/28	@ St. Paul																			
50	5/30	MEMPHIS																			
51	5/31	MEMPHIS																			
MAY Hitting Results: // MAY Pitching Results:																					
														STORM CHASERS				OPPONENT			
GM #	JUNE	OPPONENT	SCORE	RECORD	STANDINGS	WIN	LOSS	SAVE	TEMP.	1ST PITCH	TIME	ATT.	HOME ATT.	R	H	E	LO	R	H	E	LO
52	6/1	MEMPHIS																			
53	6/2	MEMPHIS																			
54	6/3	MEMPHIS																			
55	6/4	MEMPHIS																			
56	6/6	@ Indianapolis																			
57	6/7	@ Indianapolis																			
58	6/8	@ Indianapolis																			
59	6/9	@ Indianapolis																			
60	6/10	@ Indianapolis																			
61	6/11	@ Indianapolis																			
62	6/13	COLUMBUS																			
63	6/14	COLUMBUS																			
64	6/15	COLUMBUS																			
65	6/16	COLUMBUS																			
66	6/17	COLUMBUS																			
67	6/18	COLUMBUS																			
68	6/20	@ Rochester																			
69	6/21	@ Rochester																			
70	6/22	@ Rochester																			
71	6/23	@ Rochester																			
72	6/24	@ Rochester																			
73	6/25	@ Rochester																			
1ST HALF Hitting Results: // 1ST HALF Pitching Results:																					



[illegible]

**JUNE Hitting Results: TBD// JUNE Pitching Results: TBD**

[illegible]**JULY Hitting Results: TBD // JULY Pitching Results: TBD**[illegible]**AUGUST Hitting Results: TBD // AUGUST Pitching Results: TBD**[illegible]

**SEPTEMBER Hitting Results: TBD // SEPTEMBER Pitching Results: TBD**  
**2ND HALF Hitting Results: TBD // 2ND HALF Pitching Results: TBD**

[illegible]





**LF**

Tucker Bradley, 15 (6-9)  
Dairon Blanco, 6 (3-3)  
Nick Pratto, 3 (1-2)  
Brewer Hicklen, 2 (0-2)  
Tyler Gentry, 1 (0-1)

**CF**

Dairon Blanco, 13 (6-7)  
Samad Taylor, 10 (2-8)  
Nate Eaton, 4 (2-2)

**RF**

Tyler Gentry, 21 (8-13)  
CJ Alexander, 4 (1-3)  
Dairon Blanco, 1 (1-0)  
Nate Eaton, 1 (0-1)

**SS**

Maikel Garcia, 14 (8-6)  
Angelo Castellano, 13 (2-11)

**2B**

Samad Taylor, 16 (7-9)  
Nick Loftin, 7 (1-6)  
Angelo Castellano, 4 (2-2)

**SP**

Jonathan Heasley, 6 (3-3)  
Mike Mayers, 6 (2-4)  
Max Castillo, 5 (0-5)  
Austin Cox, 4 (3-1)  
Drew Parrish, 4 (2-2)  
Jackson Kowar, 1 (0-1)  
Marcelo Martinez, 1 (0-1)

**3B**

Nick Loftin, 14 (7-7)  
Maikel Garcia, 10 (2-8)  
Angelo Castellano, 2 (1-1)  
Nate Eaton, 1 (0-1)

**1B**

Nick Pratto, 15 (6-9)  
CJ Alexander, 7 (2-5)  
Logan Porter, 5 (2-3)

**DH**

CJ Alexander, 8 (5-3)  
Tyler Gentry, 4 (2-2)  
Logan Porter, 4 (1-3)  
Brewer Hicklen, 3 (1-2)  
Jakson Reetz, 3 (1-2)  
Freddy Fermin, 2 (0-2)  
Nick Loftin, 2 (0-2)  
Dairon Blanco, 1 (0-1)

**C**

Freddy Fermin, 12 (6-6)  
Logan Porter, 9 (2-7)  
Jakson Reetz, 6 (2-4)

1	2	3	4	5	6	7	8	9
Samad Taylor, 26 (9-17) Dairon Blanco, 1 (1-0)	Maikel Garcia, 24 (10-14) Nate Eaton, 2 (0-2) Nick Loftin, 1 (0-1)	Tyler Gentry, 22 (7-15) Nick Pratto, 4 (3-1) Nate Eaton, 1 (0-1)	Nick Pratto, 14 (5-9) Logan Porter, 6 (1-5) Tyler Gentry, 4 (3-1) Freddy Fermin, 1 (1-0) CJ Alexander, 1 (0-1) Nick Loftin, 1 (0-1)	Nick Loftin, 20 (7-13) CJ Alexander, 3 (3-0) Nate Eaton, 1 (0-1) Freddy Fermin, 1 (0-1) Logan Porter, 1 (0-1) Nick Pratto, 1 (0-1)	CJ Alexander, 11 (4-7) Logan Porter, 8 (2-6) Jakson Reetz, 3 (0-3) Freddy Fermin, 2 (2-0) Nate Eaton, 1 (1-0) Nick Loftin, 1 (1-0) Brewer Hicklen, 1 (0-1)	Freddy Fermin, 10 (3-7) Dairon Blanco, 6 (2-4) Jakson Reetz, 4 (2-2) CJ Alexander, 2 (1-1) Logan Porter, 2 (1-1) Brewer Hicklen, 2 (0-2) Nate Eaton, 1 (1-0)	Dairon Blanco, 13 (6-7) Tucker Bradley, 6 (2-4) Brewer Hicklen, 2 (1-1) Jakson Reetz, 2 (1-1) CJ Alexander, 2 (0-2) Angelo Castellano, 2 (0-2)	Angelo Castellano, 17 (5-12) Tucker Bradley, 8 (3-5) Dairon Blanco, 2 (2-0)

PLAYER	GS	POSITION										BATTING ORDER								
		C	1B	2B	3B	SS	LF	CF	RF	OF	DH	1ST	2ND	3RD	4TH	5TH	6TH	7TH	8TH	9TH
Tyler Gentry	26					1			21	22	4		22		4					
Samad Taylor	26			16					10		10		26							
Maikel Garcia	24				10	14							24							
Nick Loftin	23			7	14						2		1		1	20	1			
Dairon Blanco	21					6	13	1		20	1	1						6	12	2
CJ Alexander	19		7						4	4	8				1	3	11	2	2	
Angelo Castellano	19			4	2	13													2	17
Nick Pratto	18		15			3				3			4	13	1					
Logan Porter	18	9	5								4				7	1	8	2		
Tucker Bradley	15					15				15									7	8
Freddy Fermin	14	12									2				1	1	2	10		
Jakson Reetz	9	6									3						3	4	2	
Nate Eaton	6				1			4	1	5		2	1		1	1	1			
Brewer Hicklen	5					2				2	3						1	2	2	

## OUTFIELD ASSISTS (7)

DAIRON BLANCO (2)	LF	1
	CF	1
TUCKER BRADLEY (1)	LF	1
NATE EATON (1)	CF	1
TYLER GENTRY (1)	RF	1
BREWER HICKLEN 1	LF	1
SAMAD TAYLOR (1)	CF	1

## # OF LINEUP COMBOS

27 Games

26 Unique Lineup Combinations Used

## MOST USED LINEUP (2x)

PLAYER	Pos.
1. Samad Taylor	2B
2. Maikel Garcia	SS
3. Nick Pratto	1B
4. Tyler Gentry	RF
5. Nick Loftin	3B
6. CJ Alexander	DH
7. Freddy Fermin	C
8. Dairon Blanco	CF
9. Tucker Bradley	LF

## STORM CHASERS POSITION PRODUCTION

	AVG	AB	H	TB	2B	3B	HR	RBI	BB	SO	OBP	SLG	OPS	SAC	SF	HBP	GIDP
C	.292	96	28	53	7	0	6	16	12	28	.382	.552	.934	0	0	2	2
1B	.206	102	21	46	5	1	6	13	11	26	.282	.451	.733	0	3	1	3
2B	.245	106	26	39	5	1	2	16	10	21	.311	.368	.679	0	2	1	2
3B	.266	109	29	49	5	0	5	18	10	15	.325	.450	.775	0	1	0	7
SS	.253	99	25	38	7	0	2	21	13	30	.333	.384	.717	0	2	0	0
LF	.205	88	18	29	3	1	2	10	17	26	.346	.330	.676	0	0	2	4
CF	.303	99	30	43	7	0	2	6	14	25	.402	.434	.836	1	1	3	5
RF	.223	103	23	40	6	1	3	14	17	26	.339	.388	.727	0	2	2	3
DH	.270	100	27	51	9	0	5	18	13	33	.360	.510	.870	0	0	1	2

## STORM CHASERS BATTING ORDER PRODUCTION

	AVG	AB	H	TB	2B	3B	HR	RBI	BB	SO	OBP	SLG	OPS	SAC	SF	HBP	GIDP
1st	.318	110	35	50	7	1	2	19	13	21	.386	.455	.841	0	3	1	2
2nd	.222	108	24	34	7	0	1	18	17	25	.325	.315	.640	0	1	0	3
3rd	.238	101	24	42	5	2	3	16	20	26	.373	.416	.789	0	2	3	3
4th	.210	105	22	44	4	0	6	13	13	29	.289	.419	.708	0	3	0	5
5th	.275	109	30	57	6	0	7	18	5	25	.316	.523	.839	0	1	2	7
6th	.279	104	29	61	8	0	8	15	7	30	.324	.587	.911	0	0	0	2
7th	.215	93	20	33	7	0	2	13	12	25	.318	.355	.673	1	0	2	2
8th	.241	83	20	30	7	0	1	4	20	26	.411	.361	.772	0	0	4	2
9th	.258	93	24	39	4	1	3	18	10	25	.327	.419	.746	0	1	0	2

DATE	OPPONENT	RESULT	IP	H	R	ER	BB	SO	2B	3B	HR	TB	AVG	WHIP	WP	BK	HB	GIDP	IBB	TBF	SV	SVO	ERA (SEASON)
3/31	@ Indianapolis	W, 8-6	9.0	11	6	6	2	7	4	0	1	18	(.297)	(1.44)	0	1	1	1	0	40	1	1	6.00
4/1	@ Indianapolis	W, 12-1	9.0	5	1	1	2	8	1	0	0	6	(.185)	(0.78)	0	0	2	5	0	31	0	0	3.50
4/2	@ Indianapolis	W, 8-3	9.0	11	3	3	5	10	1	1	1	17	(.314)	(1.78)	0	0	0	3	0	40	0	0	3.33
4/4	TOLEDO	L, 9-2	9.0	12	9	9	4	8	6	0	3	27	(.324)	(1.78)	0	0	0	1	0	41	0	0	4.75
4/5	TOLEDO	L, 7-6	9.0	12	7	6	5	10	3	0	1	18	(.316)	(1.89)	1	0	0	2	0	43	0	1	5.00
4/6	TOLEDO	L, 8-5	9.0	10	8	8	8	12	3	0	3	22	(.286)	(2.00)	0	0	0	1	0	44	0	0	5.50
4/7	TOLEDO	W, 9-4	9.0	9	4	4	5	8	0	2	1	16	(.250)	(1.56)	1	0	1	0	0	42	0	0	5.29
4/8	TOLEDO	W, 13-8	9.0	13	8	7	4	8	2	0	0	15	(.317)	(1.89)	0	1	2	1	0	47	0	0	5.50
4/9	TOLEDO	L, 8-2	9.0	13	8	6	4	10	2	0	3	24	(.317)	(1.89)	0	0	1	1	0	46	0	0	5.56
4/11	@ Iowa	L, 9-6	8.0	7	9	9	7	10	3	0	2	16	(.226)	(1.75)	0	0	1	0	0	39	0	0	5.97
4/12	@ Iowa	W, 10-6	9.0	8	6	6	2	10	2	1	2	18	(.235)	(1.11)	0	0	1	1	0	37	0	0	5.97
4/13	@ Iowa	L, 14-1	8.0	15	14	12	4	8	7	0	2	28	(.375)	(2.38)	0	0	2	0	0	46	0	0	6.54
4/14	@ Iowa	W, 11-8	9.0	11	8	7	4	14	2	0	2	19	(.297)	(1.67)	1	0	2	0	1	45	1	1	6.57
4/15	@ Iowa	PPD/Rain																					
4/16 G1	@ Iowa	Cancelled/Snow																					
4/16 G2	@ Iowa	Cancelled/Snow																					
4/18	GWINNETT	L, 4-1	9.0	6	4	4	6	3	0	1	0	8	(.207)	(1.33)	2	0	0	0	0	39	0	0	6.39
4/19	GWINNETT	L, 6-2	9.0	10	6	6	1	9	3	0	2	19	(.286)	(1.22)	0	0	0	1	0	36	0	0	6.36
4/20	GWINNETT	L, 9-3	9.0	10	9	6	5	7	1	1	1	16	(.286)	(1.67)	2	0	0	1	0	41	0	0	6.34
4/21	GWINNETT	L, 7-3	9.0	11	7	4	4	8	4	0	1	18	(.297)	(1.67)	4	1	0	2	0	42	0	0	6.20
4/22	GWINNETT	L, 5-2	9.0	10	5	4	5	5	1	0	1	14	(.294)	(1.67)	0	0	2	1	0	42	0	0	6.08
4/23	GWINNETT	W, 5-3	9.0	8	3	3	3	7	2	0	0	10	(.229)	(1.22)	2	0	0	1	0	39	1	1	5.91
4/25	@ Nashville	L, 8-3	8.0	11	8	8	3	5	2	1	2	21	(.333)	(1.75)	0	0	0	0	0	38	0	0	6.05
4/26	@ Nashville	L, 5-0	8.0	11	5	5	3	5	3	0	1	17	(.333)	(1.75)	0	0	0	0	0	37	0	0	6.03
4/27	@ Nashville	W, 2-1	9.0	6	1	1	5	10	1	0	0	7	(.200)	(1.22)	0	0	1	1	0	36	1	1	5.80
4/28	@ Nashville	L, 4-3	8.2	7	4	3	4	7	1	0	0	8	(.233)	(1.27)	0	0	0	3	0	34	0	1	5.68
4/29	@ Nashville	L, 6-5 (10)	9.1	13	6	5	6	7	2	0	1	18	(.325)	(2.04)	0	0	1	0	0	48	0	1	5.65
4/30	@ Nashville	W, 10-6	9.0	9	6	6	5	9	1	0	1	13	(.257)	(1.56)	3	0	1	0	0	42	0	1	5.66
5/2	LOUISVILLE	L, 10-4	9.0	14	10	10	5	8	1	0	1	18	(.368)	(2.11)	3	0	0	0	0	45	0	0	5.83
5/3	LOUISVILLE	L, 7-4	9.0	11	7	6	4	10	0	0	3	20	(.306)	(1.67)	0	0	1	1	0	41	0	0	5.84
5/4	LOUISVILLE																						
5/5	LOUISVILLE																						
5/6	LOUISVILLE																						
5/7	LOUISVILLE																						
5/9	@ Scranton/WB																						
5/10	@ Scranton/WB																						
5/11	@ Scranton/WB																						
5/12	@ Scranton/WB																						
5/13	@ Scranton/WB																						
5/14	@ Scranton/WB																						
5/16	TOLEDO																						
5/17	TOLEDO																						
5/18	TOLEDO																						
5/19	TOLEDO																						
5/20	TOLEDO																						
5/21	TOLEDO																						
5/23	@ St. Paul																						
5/24	@ St. Paul																						
5/25	@ St. Paul																						
5/26	@ St. Paul																						
5/27	@ St. Paul																						
5/28	@ St. Paul																						
5/30	MEMPHIS																						
5/31	MEMPHIS																						
6/1	MEMPHIS																						
6/2	MEMPHIS																						
6/3	MEMPHIS																						
6/4	MEMPHIS																						
6/6	@ Indianapolis																						
6/7	@ Indianapolis																						
6/8	@ Indianapolis																						
6/9	@ Indianapolis																						
6/10	@ Indianapolis																						
6/11	@ Indianapolis																						
6/13	COLUMBUS																						
6/14	COLUMBUS																						
6/15	COLUMBUS																						
6/16	COLUMBUS																						
6/17	COLUMBUS																						
6/18	COLUMBUS																						
6/20	@ Rochester																						
6/21	@ Rochester																						
6/22	@ Rochester																						
6/23	@ Rochester																						
6/24	@ Rochester																						
6/25	@ Rochester																						



DATE	OPPONENT	RESULT	AB	R	H	TB	2B	3B	HR	XBH	RBI	BB	IBB	SO	SB	CS	HBP	SAC	SF	GIDP	LOB	AVG (SEASON)
3/31	@ Indianapolis	W, 8-6	40	8	12	16	2	1	0	3	8	9	0	12	5	0	0	0	0	0	14	.300
4/1	@ Indianapolis	W, 12-1	42	12	16	24	2	0	2	4	12	6	0	10	3	0	0	0	2	0	11	.341
4/2	@ Indianapolis	W, 8-3	39	8	12	22	1	0	3	4	8	4	0	5	2	0	1	0	0	0	9	.331
4/4	TOLEDO	L, 9-2	29	2	6	12	1	1	1	3	2	6	0	7	2	0	0	0	0	4	6	.307
4/5	TOLEDO	L, 7-6	34	6	8	18	1	0	3	4	6	4	0	10	1	1	1	0	0	1	6	.293
4/6	TOLEDO	L, 8-5	32	5	7	15	0	1	2	3	3	3	0	12	2	1	0	0	1	1	4	.282
4/7	TOLEDO	W, 9-4	34	9	12	18	3	0	1	4	8	4	0	11	0	0	0	0	1	1	6	.292
4/8	TOLEDO	W, 13-8	36	13	12	26	2	0	4	6	13	5	0	9	0	0	0	0	0	0	4	.297
4/9	TOLEDO	L, 8-2	33	2	6	11	2	0	1	3	2	6	0	12	0	0	2	0	0	0	12	.285
4/11	@ Iowa	L, 9-6	38	6	10	20	4	0	2	6	6	1	0	6	0	0	0	0	0	0	6	.283
4/12	@ Iowa	W, 10-6	38	10	12	29	5	0	4	9	10	3	0	9	1	1	1	0	0	0	5	.286
4/13	@ Iowa	L, 14-1	31	1	6	12	3	0	1	4	1	1	0	4	0	0	0	0	0	1	4	.279
4/14	@ Iowa	W, 11-8	38	11	11	14	3	0	0	3	10	7	0	7	5	1	2	0	1	0	10	.280
4/15	@ Iowa	PPD/Rain																				
4/16 G1	@ Iowa	Cancelled/Snow																				
4/16 G2	@ Iowa	Cancelled/Snow																				
4/18	GWINNETT	L, 4-1	31	1	7	10	3	0	0	3	1	3	0	10	0	1	1	0	1	1	8	.277
4/19	GWINNETT	L, 6-2	31	2	6	14	2	0	2	4	2	3	0	7	2	0	0	0	0	1	5	.272
4/20	GWINNETT	L, 9-3	27	3	3	4	1	0	0	1	3	11	0	10	2	0	0	0	2	1	10	.264
4/21	GWINNETT	L, 7-3	35	3	9	13	1	0	1	2	3	4	0	8	1	0	0	0	0	1	9	.264
4/22	GWINNETT	L, 5-2	27	2	4	8	1	0	1	2	2	4	0	8	0	1	0	0	0	3	2	.259
4/23	GWINNETT	W, 5-3	31	5	12	15	3	0	0	3	5	4	0	7	6	1	0	0	0	0	6	.265
4/25	@ Nashville	L, 8-3	29	3	5	6	1	0	0	1	3	3	0	12	0	0	1	0	0	2	3	.261
4/26	@ Nashville	L, 5-0	30	0	4	5	1	0	0	1	0	2	0	7	3	0	0	0	0	2	5	.255
4/27	@ Nashville	W, 2-1	33	2	8	13	2	0	1	3	2	2	0	11	2	0	1	0	0	1	7	.255
4/28	@ Nashville	L, 4-3	30	3	5	5	0	0	0	0	2	3	0	9	3	1	0	0	0	1	3	.251
4/29	@ Nashville	L, 6-5 (10)	37	5	8	15	4	0	1	5	4	3	0	6	0	0	0	0	0	2	6	.250
4/30	@ Nashville	W, 10-6	34	10	11	23	3	0	3	6	10	7	0	7	3	0	1	1	3	1	9	.253
5/2	LOUISVILLE	L, 10-4	33	4	6	9	1	1	0	2	4	7	0	10	0	1	1	0	0	1	10	.250
5/3	LOUISVILLE	L, 7-4	34	4	10	13	3	0	0	3	4	2	0	6	0	0	0	0	0	3	5	.252
5/4	LOUISVILLE																					
5/5	LOUISVILLE																					
5/6	LOUISVILLE																					
5/7	LOUISVILLE																					
5/9	@ Scranton/WB																					
5/10	@ Scranton/WB																					
5/11	@ Scranton/WB																					
5/12	@ Scranton/WB																					
5/13	@ Scranton/WB																					
5/14	@ Scranton/WB																					
5/16	TOLEDO																					
5/17	TOLEDO																					
5/18	TOLEDO																					
5/19	TOLEDO																					
5/20	TOLEDO																					
5/21	TOLEDO																					
5/23	@ St. Paul																					
5/24	@ St. Paul																					
5/25	@ St. Paul																					
5/26	@ St. Paul																					
5/27	@ St. Paul																					
5/28	@ St. Paul																					
5/30	MEMPHIS																					
5/31	MEMPHIS																					
6/1	MEMPHIS																					
6/2	MEMPHIS																					
6/3	MEMPHIS																					
6/4	MEMPHIS																					
6/6	@ Indianapolis																					
6/7	@ Indianapolis																					
6/8	@ Indianapolis																					
6/9	@ Indianapolis																					
6/10	@ Indianapolis																					
6/11	@ Indianapolis																					
6/13	COLUMBUS																					
6/14	COLUMBUS																					
6/15	COLUMBUS																					
6/16	COLUMBUS																					
6/17	COLUMBUS																					
6/18	COLUMBUS																					
6/20	@ Rochester																					
6/21	@ Rochester																					
6/22	@ Rochester																					
6/23	@ Rochester																					
6/24	@ Rochester																					
6/25	@ Rochester																					

## HITTING

SERIES	OPPONENT	DATES	AVG	G	AB	R	H	TB	2B	3B	HR	RBI	BB	IBB	SO	SB	CS	OBP	SLG	OPS	PA	SAC	SF	HBP	GIDP
SERIES 1	@ Indianapolis	3/31 - 4/2	.331	3	121	28	40	62	5	1	5	28	19	0	27	10	0	.420	.512	.932	143	0	2	1	0
SERIES 2	TOLEDO	4/4 - 4/9	.258	6	198	37	51	100	9	2	12	34	28	0	61	5	2	.355	.505	.860	231	0	2	3	7
SERIES 3	@ Iowa	4/11 - 4/16	.269	4	145	28	39	75	15	0	7	27	12	0	26	6	2	.335	.517	.852	161	0	1	3	1
SERIES 4	GWINNETT	4/18 - 4/23	.225	6	182	16	41	64	11	0	4	16	29	0	50	11	3	.330	.352	.682	215	0	3	1	7
SERIES 5	@ Nashville	4/25 - 4/30	.212	6	193	23	41	67	11	0	5	21	20	0	52	11	1	.292	.347	.639	220	1	3	3	9
SERIES 6	LOUISVILLE	5/2 - 5/7																							
SERIES 7	@ Scranton/WB	5/9 - 5/14																							
SERIES 8	TOLEDO	5/16 - 5/21																							
SERIES 9	@ St. Paul	5/23 - 5/28																							
SERIES 10	MEMPHIS	5/30 - 6/4																							
SERIES 11	@ Indianapolis	6/6 - 6/11																							
SERIES 12	COLUMBUS	6/13 - 6/18																							
SERIES 13	@ Rochester	6/20 - 6/25																							
SERIES 14	IOWA	6/28 - 7/3																							
SERIES 15	@ Gwinnett	7/4 - 7/9																							
SERIES 16	INDIANAPOLIS	7/14 - 7/16																							
SERIES 17	ST. PAUL	7/18 - 7/23																							
SERIES 18	@ Columbus	7/25 - 7/30																							
SERIES 19	@ Louisville	8/1 - 8/6																							
SERIES 20	IOWA	8/8 - 8/13																							
SERIES 21	@ Toledo	8/15 - 8/20																							
SERIES 22	ST. PAUL	8/22 - 8/27																							
SERIES 23	LOUISVILLE	8/29 - 9/3																							
SERIES 24	@ Iowa	9/5 - 9/10																							
SERIES 25	INDIANAPOLIS	9/12 - 9/17																							
SERIES 26	@ Columbus	9/19 - 9/24																							

## PITCHING

SERIES	OPPONENT	DATES	W	L	ERA	G	GS	CG	SHO	GF	HLD	SV	SVO	IP	H	R	ER	HR	HB	BB	IBB	SO	AVG	WP	BK	GIDP
SERIES 1	@ Indianapolis	3/31 - 4/2	3	0	3.33	3	3	0	0	3	0	1	1	27.0	27	10	10	2	3	9	0	25	.273	0	1	9
SERIES 2	TOLEDO	4/4 - 4/9	2	4	6.67	6	6	0	0	6	0	0	1	54.0	69	44	40	11	4	30	0	56	.303	2	1	6
SERIES 3	@ Iowa	4/11 - 4/16	2	2	9.00	4	4	0	0	4	2	1	1	34.0	41	37	34	8	6	17	1	42	.289	1	0	1
SERIES 4	GWINNETT	4/18 - 4/23	1	5	4.50	6	6	0	0	6	3	1	1	54.0	55	34	27	5	2	24	0	39	.268	10	1	6
SERIES 5	@ Nashville	4/25 - 4/30	2	4	4.85	6	6	0	0	6	6	1	4	52.0	57	30	28	5	3	26	0	43	.284	3	0	4
SERIES 6	LOUISVILLE	5/2 - 5/7																								
SERIES 7	@ Scranton/WB	5/9 - 5/14																								
SERIES 8	TOLEDO	5/16 - 5/21																								
SERIES 9	@ St. Paul	5/23 - 5/28																								
SERIES 10	MEMPHIS	5/30 - 6/4																								
SERIES 11	@ Indianapolis	6/6 - 6/11																								
SERIES 12	COLUMBUS	6/13 - 6/18																								
SERIES 13	@ Rochester	6/20 - 6/25																								
SERIES 14	IOWA	6/28 - 7/3																								
SERIES 15	@ Gwinnett	7/4 - 7/9																								
SERIES 16	INDIANAPOLIS	7/14 - 7/16																								
SERIES 17	ST. PAUL	7/18 - 7/23																								
SERIES 18	@ Columbus	7/25 - 7/30																								
SERIES 19	@ Louisville	8/1 - 8/6																								
SERIES 20	IOWA	8/8 - 8/13																								
SERIES 21	@ Toledo	8/15 - 8/20																								
SERIES 22	ST. PAUL	8/22 - 8/27																								
SERIES 23	LOUISVILLE	8/29 - 9/3																								
SERIES 24	@ Iowa	9/5 - 9/10																								
Series 25	INDIANAPOLIS	9/12 - 9/17																								
Series 26	@ Columbus	9/19 - 9/24																								

 SERIES WINS: 1 (On Road)

 SERIES LOSSES: 3 (2 at Home, 1 on Road)

 SERIES SPLITS: 1 (On Road)

## THE LAST TIME OMAHA...

THREW A PERFECT GAME	
THREW A 9-INNING NO-HITTER	6/20/1988 vs. Columbus (Luis Aquino, 2-0 win)
THREW A 7-INNING NO-HITTER	7/13/1990 @ Iowa [G1] (Gene Walter, 3-0 win)
THREW A COMBINED NO-HITTER	4/17/1997 vs. Oklahoma City (Jim Converse and Allen McDill, 2-0 win)

THREW A COMBINED 1-HITTER (9 Innings)	8/26/2019 vs. Nashville (5-0 Win)
THREW A COMBINED 1-HITTER (7 Innings)	Pitchers: Arnaldo Hernandez (8.0 IP), Gabe Speier (1.0 IP)
THREW A COMBINED 2-HITTER (9 Innings)	6/12/2022 vs. Lehigh Valley (10-0 Win)
Pitchers: Zack Greinke (5.0 IP), Andrés Núñez (1.0 IP), Marcelo Martínez (2.0 IP) & Brad Peacock (1.0 IP)	
THREW A COMBINED 2-HITTER (7 Innings)	
GOT NO-HIT (9 INNINGS)	June 7, 2017 vs. Nashville (4-0 Loss)
Pitchers: Chris Smith, Sean Doolittle, Tucker Healy and Simon Castro,	
GOT NO-HIT (LESS THAN 9 INNINGS)	6/29/2008 vs. Oklahoma [G1] (Dustin Nippert, 2-0 loss)
GOT 1-HIT	8/15/2021 vs. Iowa (10-0 Loss)
GOT 2-HIT	8/17/2022 @ Louisville (4-3 Loss)

THREW A COMBINED 9-INNING SHUTOUT	8/12/2022 @ Toledo (5-0 Win)
Pitchers: Drew Parrish (6.0 IP), Collin Snider (2.0 IP), Sam Freeman (1.0 IP)	
THREW SHUTOUTS IN 3 STRAIGHT GAMES	8/7/2018 vs. Salt Lake and 8/9 and 8/10/2018 @ Round Rock (5-0, 9-0, 2-0)
THREW BACK-TO-BACK SHUTOUTS	8/9 and 8/10/2018 @ Round Rock (9-0 Win & 2-0 Win)
GOT SHUT OUT (9 INNINGS)	4/26/2023 @ Nashville (5-0 Loss)
GOT SHUT OUT IN BACK-TO-BACK GAMES	7/23 and 7/24/2022 vs. Iowa (10-0 Loss, 7-0 Loss)
GOT SHUT OUT IN 3 STRAIGHT GAMES	N/A (Since 2005)
GOT SHUT OUT (LESS THAN 9 INNINGS)	5/28, 2022 @ Louisville [G2] (3-0 Loss)

WON 10 GAMES IN A ROW	June 5 to June 16, 2012
WON 9 GAMES IN A ROW	May 22 to June 1, 2021
WON 8 GAMES IN A ROW	May 23 to May 30, 2010
WON 7 GAMES IN A ROW	July 21 to July 26, 2015
WON 6 GAMES IN A ROW	August 25 to August 31, 2021

LOST 10 GAMES IN A ROW	August 6 to August 16, 2006
LOST 8 GAMES IN A ROW	June 6 to June 14, 2016
LOST 7 GAMES IN A ROW	April 20 to April 28, 2019
LOST 6 GAMES IN A ROW	May 4 to May 9, 2018

STRUCK OUT 19+ OPPOSING HITTERS	5/6/2021 vs. St. Paul (19)
STRUCK OUT 17+ OPPOSING HITTERS	5/6/2021 vs. St. Paul (19)
STRUCK OUT 15+ OPPOSING HITTERS	9/22/2022 vs. Iowa (15)
STRUCK OUT 10+ OPPOSING HITTERS	5/3/2023 vs. Louisville (10)

SCORED 20+ RUNS IN ONE GAME	7/4/2022 vs. Toledo (20)
SCORED 15+ RUNS IN ONE GAME	7/4/2022 vs. Toledo (20)
SCORED 10+ RUNS IN ONE GAME	4/14/2023 @ Iowa (11)
ALLOWED 20+ RUNS IN ONE GAME	9/11/2021 @ St. Paul (21)
ALLOWED 15+ RUNS IN ONE GAME	9/11/2022 vs. Indianapolis (19)
ALLOWED 10+ RUNS IN ONE GAME	5/2/2023 vs. Louisville (10)

HAD 27+ HITS IN ONE GAME	7/4/2022 vs. Toledo (27)
HAD 25+ HITS IN ONE GAME	7/4/2022 vs. Toledo (27)
HAD 20+ HITS IN ONE GAME	7/4/2022 vs. Toledo (27)
HAD 15+ HITS IN ONE GAME	4/11/2023 vs. Indianapolis (16)
HAD 10+ HITS IN ONE GAME	5/3/2023 vs. Louisville (10)
ALLOWED 22+ HITS IN ONE GAME	8/2/2019 @ Reno (23)
ALLOWED 20+ HITS IN ONE GAME	8/2/2019 @ Reno (23)
ALLOWED 15+ HITS IN ONE GAME	4/13/2023 @ Iowa (15)
ALLOWED 10+ HITS IN ONE GAME	5/3/2023 vs. Louisville (11)

WALKED 14+ TIMES IN ONE GAME	4/14/2022 vs. Louisville (14)
WALKED 10+ TIMES IN ONE GAME	4/20/2023 vs. Gwinnett (11)
WALKED 8+ TIMES IN ONE GAME	4/20/2023 vs. Gwinnett (11)
ALLOWED 13+ WALKS IN ONE GAME	5/8/2007 vs. Sacramento (13)
ALLOWED 10+ WALKS IN ONE GAME	9/21/2022 vs. Iowa (11)
ALLOWED 8+ WALKS IN ONE GAME	4/6/2023 vs. Toledo (8)

HIT 9+ HOME RUNS IN A GAME	7/3/2022 vs. Toledo (9)
HIT 7+ HOME RUNS IN A GAME	7/3/2022 vs. Toledo (9)
HIT 5+ HOME RUNS IN A GAME	7/3/2022 vs. Toledo (9)
HIT 3+ HOME RUNS IN A GAME	4/30/2023 @ Nashville (3)
ALLOWED 7+ HOME RUNS IN A GAME	9/5/2021 vs. Toledo (7)
ALLOWED 5+ HOME RUNS IN A GAME	4/27/2022 vs. Toledo (5)
ALLOWED 3+ HOME RUNS IN A GAME	4/9/2023 vs. Toledo (3)

HAD 2 PLAYERS HIT 2 HOME RUNS IN A GAME	Nate Eaton & Roman Quinn, 7/4/2022 vs. Toledo (20-6 win)
HIT BACK-TO-BACK HOME RUNS	4/5/2023 vs. Toledo, 6th Inning (7-6 loss)
	Tyler Gentry (3-run) & Logan Porter (solo)
HIT 3 STRAIGHT HOME RUNS	5/21/2021 @ Iowa, 9th Inning (9-8 loss)
	Anderson Miller (2-run), Sebastian Rivero (solo), Gabriel Cancel (solo)

SCORED 10+ RUNS IN AN INNING	12 Runs, 2nd Inning - 4/8/2019 @ Memphis (14-3 win)
SCORED 7+ RUNS IN AN INNING	7 Runs, 8th Inning - 4/2/2023 @ Indianapolis (8-3 win)
SCORED 5+ RUNS IN AN INNING	6 Runs, 3rd Inning - 4/8/2023 vs. Toledo (13-9 win)
SCORED 4+ RUNS IN AN EXTRA INNING	6 Runs, 11th Inning - 8/3/2021 @ Columbus (11-7 win)
ALLOWED 10+ RUNS IN AN INNING	10 Runs, 6th Inning - 7/16/2012 vs. Oklahoma City (16-6 loss)
ALLOWED 7+ RUNS IN AN INNING	8 Runs, 4th Inning - 9/11/2022 vs. Indianapolis (19-3 loss)
ALLOWED 5+ RUNS IN AN INNING	8 Runs, 6th Inning - 5/2/2023 vs. Louisville (10-4 loss)
ALLOWED 5+ RUNS IN AN EXTRA INNING	6 Runs, 12th Inning - 7/7/2017 vs. Colorado Springs (8-4 loss)
WON A GAME BY 15+ RUNS	14 Runs - 7/4/2023 vs. Toledo (20-6 win)
WON A GAME BY 10+ RUNS	11 Runs - 4/1/2023 vs. Indianapolis (12-1 win)
LOST A GAME BY 15+ RUNS	16 Runs - 9/11/2022 vs. Indianapolis, (19-3 loss)
LOST A GAME BY 10+ RUNS	13 Runs - 4/13/2023 @ Iowa (14-1 loss)

SCORED 12+ RUNS IN CONSECUTIVE GAMES	9/25/2021 and 9/26/2021 vs. Indianapolis (12-3 Win & 17-12 loss)
SCORED 10+ RUNS IN CONSECUTIVE GAMES	6/26/2022 vs. Columbus & 6/28/2022 @ St. Paul (17-4 Win, 11-2 win)
SCORED JUST ONE RUN WITHOUT AN RBI	5/4/2019 vs. Iowa (6-1 loss)
SCORED MULTIPLE RUNS WITHOUT AN RBI	4/30/2018 @ Iowa (10-3 loss)
SCORED MORE RUNS THAT RECORDED HITS	4/8/2023 vs. Toledo (13-8 win, 13 R on 12 H)

TURNED 6 DOUBLE PLAYS IN ONE GAME	8/25/08 vs. New Orleans
TURNED 5 DOUBLE PLAYS IN ONE GAME	4/1/2023 @ Indianapolis
TURNED 4 DOUBLE PLAYS IN ONE GAME	8/24/2022 vs. Scranton/Wilkes-Barre
TURNED 3+ DOUBLE PLAYS IN ONE GAME	4/28/2023 @ Nashville (3)
TURNED A TRIPLE PLAY	6/3/1992 @ Denver, 1st Inning (3-2 win)
	5-4-3 (Fielders: Sean Berry to Stu Cole to Jeff Conine   Batter: Jim Tatum)
HIT INTO A TRIPLE PLAY	4/17/2015 vs. New Orleans, Cheslor Cuthbert, 1st Inning (5-3 loss)
	5-3-4-6-5-3 (Fielders: Derek Dietrich to Justin Bour to Scott Sizemore to Miguel Rojas to Dietrich to Bour)

COMMITTED 6 ERRORS	5/10/2012 @ Sacramento
COMMITTED 5 ERRORS	4/16/2006 @ Memphis
COMMITTED 4 ERRORS	6/29/2022 @ St. Paul
COMMITTED 3+ ERRORS	4/23/2023 vs. Gwinnett (3)

EVERY STORM CHASER IN THE STARTING LINEUP HAD A HIT	4/23/2023 vs. Gwinnett
EVERY STORM CHASER IN THE STARTING LINEUP SCORED A RUN	4/1/2023 vs. Indianapolis
EVERY STORM CHASER IN THE STARTING LINEUP HAD A HIT AND SCORED A RUN	
LINEUP BATTED AROUND TWICE IN ONE GAME	

WON ON THE LAST AT-BAT OF THE GAME (WALK-OFF WIN)	9/22/2022 vs. Iowa (5-4 Win, 13 innings)
LOST ON THE LAST AT-BAT OF THE GAME (WALK-OFF LOSS)	4/29/2023 @ Nashville (6-5 Loss, 10 innings)
PLAYED BACK-TO-BACK EXTRA-INNING GAMES	7/2 and 7/3/2019 @ Round Rock (7-6 Loss & 9-8 Loss, both 10 innings)

WON BOTH GAMES OF A DOUBLEHEADER	8/22/2022 vs. Scranton/Wilkes-Barre (9-4 Win & 12-10 Win)
PITCHED SHUTOUTS IN BOTH GAMES OF A DOUBLEHEADER	N/A (Since 2005)
LOST BOTH GAMES OF A DOUBLEHEADER	8/29/2018 vs. Colorado Springs (3-2 Loss & 7-0 Loss)

## THE LAST TIME AN OMAHA HITTER...

HAD 6 HITS IN ONE GAME	Matt Diaz, 7/27/2005 @ Portland
HAD 5 HITS IN ONE GAME	Dairon Blanco, 9/15/2022 @ Columbus
HAD 4 HITS IN ONE GAME	Freddy Fermin, 4/11/2023 @ Iowa
HAD 3 HITS IN ONE GAME	Logan Porter, 5/3/2023 vs. Louisville

HIT 3 HOME RUNS IN ONE GAME	Ryan McBroom, 6/13/2021 @ St. Paul
HIT 2 HOME RUNS IN ONE GAME	Freddy Fermin, 4/8/2023 vs. Toledo
HIT 2 TRIPLES IN ONE GAME	Angel Franco, 5/6/2016 @ Iowa
HIT 4 DOUBLES IN ONE GAME	Jordan Parraz, 5/18/2010 @ Las Vegas
HIT 3 DOUBLES IN ONE GAME	Dairon Blanco, 9/15/2022 @ Columbus
HIT 2 DOUBLES IN ONE GAME	Tyler Gentry, 5/3/2023 vs. Louisville
HIT 2 SACRIFICE FLIES IN ONE GAME	Samad Taylor, 4/30/2023 @ Nashville

HIT A GRAND SLAM	Brent Rooker, 9/26/2022 @ St. Paul
HIT AN INSIDE-THE PARK HOME RUN	Bobby Witt Jr., 9/8/2021 @ St. Paul
LED OFF A HOME GAME WITH A HOME RUN	Drew Waters, 8/3/2022 vs. St. Paul
HIT A PINCH-HIT HOME RUN	Elier Hernández, 5/22/2019 vs. Iowa
HIT A WALK-OFF HOME RUN	Nate Eaton, 5/31/2022 vs. Indianapolis
HIT A WALK-OFF GRAND SLAM	Jimmy Goveen, 5/12/2022 vs. Columbus
HIT A WALK-OFF PINCH-HIT HOME RUN	Chad Santos, 8/23/2005 vs. New Orleans
HIT THE CYCLE	Jimmy Paredes, 5/12/2014 vs. New Orleans

HAD 11 RBI IN ONE GAME	Mike Moustakas, 8/30/2010 vs. Round Rock
HAD 9 RBI IN ONE GAME	Brett Eibner, 4/9/2014 vs. Memphis
HAD 8 RBI IN ONE GAME	Jimmy Paredes, 5/12/2014 vs. New Orleans
HAD 7 RBI IN ONE GAME	Brett Hayes, 4/14/2013 vs. Nashville
HAD 6 RBI IN ONE GAME	Freddy Fermin, 4/8/2023 vs. Toledo
HAD 5 RBI IN ONE GAME	Jakson Reetz, 4/1/2023 @ Indianapolis
HAD 4 RBI IN ONE GAME	Brent Rooker, 9/26/2022 @ St. Paul

SCORED 5 RUNS IN ONE GAME	Brett Eibner, 5/12/2014 vs. New Orleans
SCORED 4 RUNS IN ONE GAME	Maikel Garcia, 9/15/2022 @ Columbus
SCORED 3 RUNS IN ONE GAME	Nate Eaton, 4/30/2023 @ Nashville

WALKED 4 TIMES IN ONE GAME	MJ Melendez, 8/22/202 vs. Columbus
WALKED 3 TIMES IN ONE GAME	Freddy Fermin, 4/30/2023 @ Nashville

STOLE 4 BASES IN ONE GAME	Jarrod Dyson, 6/10/2013 @ Nashville
STOLE 3 BASES IN ONE GAME	Samad Taylor, 4/26/2023 @ Nashville
STOLE 2 BASES IN ONE GAME	Nate Eaton, 4/28/2023 @ Nashville

STRUCK OUT 5 TIMES IN ONE GAME	Drew Waters, 8/10/2022 @ Toledo
STRUCK OUT 4 TIMES IN ONE GAME	Brewer Hicklen, 9/16/2022 @ Columbus
STRUCK OUT 3 TIMES IN ONE GAME	Logan Porter, 4/28/2023 @ Nashville

REACHED BASE 6 TIMES IN ONE GAME	Nicky Lopez, 7/27/2018 @ Fresno
REACHED BASE 5 TIMES IN ONE GAME	Dairon Blanco, 9/15/2022 @ Columbus
REACHED BASE 4 TIMES IN ONE GAME	Dairon Blanco, 4/14/2023 @ Iowa

REACHED BASE IN EVERY TRIP TO THE PLATE (6 PA)	Brett Eibner, 4/9/2014 vs. Memphis
REACHED BASE IN EVERY TRIP TO THE PLATE (5 PA)	Drew Waters, 7/27/2022 @ Syracuse
REACHED BASE IN EVERY TRIP TO THE PLATE (4 PA)	Freddy Fermin, 4/11/2023 @ Iowa

HAD 2 HOME RUNS IN THE SAME INNING	Brett Eibner: 5th inning, 5/12/2015 vs. Memphis
HAD 2 DOUBLES IN THE SAME INNING	Clay Dungan: 6th inning, 6/26/2022 vs. Columbus
HAD 2 HITS IN THE SAME INNING	Samad Taylor and Maikel Garcia: 8th inning, 4/2/2023 @ Indianapolis
REACHED 2 TIMES IN THE SAME INNING	Samad Taylor and Maikel Garcia: 8th inning, 4/2/2023 @ Indianapolis
SCORED 2 RUNS IN THE SAME INNING	Brewer Hicklen: 6th inning, 8/26/2022 vs. Scranton/WB

HIT HOME RUNS IN 6 STRAIGHT GAMES	Steve Sisco, June 13 to June 21, 1998
HIT HOME RUNS IN 5 STRAIGHT GAMES	Cory Aldridge, July 27 to August 8, 2009
HIT HOME RUNS IN 4 STRAIGHT GAMES	Nick Pratto, August 19 to August 22, 2021
HIT HOME RUNS IN 3 STRAIGHT GAMES	Brent Rooker, September 23 to September 26, 2022
HIT HOME RUNS IN BACK-TO-BACK GAMES	Freddy Fermin, April 29 and 30, 2023 @ Nashville
HIT HOME RUNS IN BOTH GAMES OF A DOUBLEHEADER	Nick Pratto, 4/7/2022 @ Indianapolis
HIT HOME RUNS FROM BOTH SIDES OF THE PLATE, GAME	Tim Lincecum, Jr., 8/20/2009 @ Tacoma
HIT HOME RUN IN FIRST OMAHA AT-BAT	Jakson Reetz, 8/28/2022 vs. Scranton/WB [G1]

HAD 2+ HITS IN 7 STRAIGHT GAMES	Johnny Givofella, August 3 to August 14, 2014
HAD 2+ HITS IN 6 STRAIGHT GAMES	Dairon Blanco, September 10 to September 17, 2022
HAD 2+ HITS IN 5 STRAIGHT GAMES	MJ Melendez, September 25 to October 2, 2021

HAD A 20+ GAME HITTING STREAK	Frank Schwindel, 20 Games: July 22 to August 13, 2018
HAD A 18+ GAME HITTING STREAK	Frank Schwindel, 20 Games: July 22 to August 13, 2018
HAD A 16+ GAME HITTING STREAK	Frank Schwindel, 20 Games: July 22 to August 13, 2018
HAD A 14+ GAME HITTING STREAK	Dairon Blanco, 15 Games: May 15 to July 10, 2022
HAD A 12+ GAME HITTING STREAK	Dairon Blanco, 15 Games: May 15 to July 10, 2022

HAD A 40+ GAME REACHED BASE STREAK	Shane Costa, 46 Games: April 14 to August 8, 2007
HAD A 35+ GAME REACHED BASE STREAK	Alex Gordon, 39 Games: May 9 to June 19, 2010
HAD A 30+ GAME REACHED BASE STREAK	Freddy Fermin, 33 Games: August 3 to September 15, 2022
HAD A 25+ GAME REACHED BASE STREAK	Freddy Fermin, 33 Games: August 3 to September 15, 2022
HAD A 20+ GAME REACHED BASE STREAK	Freddy Fermin, 33 Games: August 3 to September 15, 2022

## THE LAST TIME AN OMAHA PITCHER...

THREW A 1-HITTER (9 Innings)	Luis Mendoza, 7/18/2011 @ Memphis
THREW A 1-HITTER (7 Innings)	
THREW A 2-HITTER (9 Innings)	Jeff Suppan, 6/21/2011 @ Nashville
THREW A 2-HITTER (7 Innings)	Arnaldo Hernandez, 7/21/2018 vs. Round Rock [G1]

THREW A 9-INNING COMPLETE GAME SHUTOUT	Luis Mendoza, 7/18/2011 @ Memphis
THREW A 7-INNING COMPLETE GAME SHUTOUT	Jake Kalish, 7/2/2018 vs. Nashville [G1]
THREW A 5-INNING COMPLETE GAME SHUTOUT	Anthony Lerew, 8/31/2010 vs. Round Rock

THREW A 9-INNING COMPLETE GAME	Arnaldo Hernandez, 8/15/2018 vs. Oklahoma City
THREW AN 8-INNING COMPLETE GAME	John Lannan, 6/16/2016 @ Oklahoma City
THREW A 7-INNING COMPLETE GAME	Austin Cox, 8/28/2022 vs. Scranton/WB [G1]
THREW A 6-INNING COMPLETE GAME	Matt Wright, 8/8/2008 @ Nashville [G2]
THREW A 5-INNING COMPLETE GAME	Trevor Oaks, 8/6/2018 vs. Salt Lake

STRUCK OUT 12 IN A GAME	Jakob Junis, 5/26/2017 @ Nashville
STRUCK OUT 11 IN A GAME	John Lamb, 7/9/2014 vs. Iowa
STRUCK OUT 10 IN A GAME	Jackson Kowar, 7/3/2021 @ St. Paul

WALKED 7 IN A GAME	Josh Staumont, 5/24/2017 @ Nashville
WALKED 6 IN A GAME	Drew Parrish, 6/22/2022 vs. Columbus
WALKED 5 IN A GAME	Drew Parrish, 9/16/2022 @ Columbus

ALLOWED 6 HOME RUNS IN A GAME	Matt Wright, 8/18/2007 vs. Albuquerque
ALLOWED 5 HOME RUNS IN A GAME	Christian Binford, 7/2/2017 vs. Colorado Springs
ALLOWED 4 HOME RUNS IN A GAME	Jake Kalish, 9/24/2021 vs. Indianapolis
ALLOWED 3 HOME RUNS IN A GAME	Marcelo Martínez, 5/3/2023 vs. Louisville
ALLOWED 2 HOME RUNS IN A GAME	Jonathan Heasley, 4/13/2023 @ Iowa

THREW 120+ PITCHES IN A GAME	Brett Tomko, 5/8/2014 @ Round Rock (127)
THREW 115+ PITCHES IN A GAME	Luke Farrell, 6/8/2017 vs. Nashville (116)
THREW 110+ PITCHES IN A GAME	Christian Binford, 9/3/2017 vs. Iowa (110)
THREW 100+ PITCHES IN A GAME	Jonathan Heasley, 4/25/2023 @ Nashville (104)
THREW 95+ PITCHES IN A GAME	Austin Cox, 4/27/2023 @ Nashville (99)
THREW 90+ PITCHES IN A GAME	Max Castillo, 5/2/2023 vs. Louisville (91)

WON HIS OMAHA DEBUT	Alec Marsh, 9/23/2022 vs. Iowa
THREW AN IMMACULATE INNING	Anthony Swarzak, 6/3/2021 vs. Iowa



## ABS CHALLENGE TRACKER (0-FOR-2)

GM # – DATE	OPPONENT	PLAYER CHALLENGING	POSITION	INNING	CALL (COUNT)	OVERTURNED?	PLAY RESULT (COUNT)	UMPIRE
23 – April 28	@ Nashville	Logan Porter	Catcher	▲ 6	Ball (0-0)	No	Lineout, L9 (1-1)	Paul Clemons
23 – April 28	@ Nashville	Maikel Garcia	Batter	▼ 8	Strike (1-0)	No	Groundout, 5-4 (1-1)	Paul Clemons