

OMAHA STORM CHASERS GAME NOTES

AT NASHVILLE SOUNDS

RHP Mike Mayers (1-1, 7.36 ERA) @ RHP Robert Stock (0-3, 10.45 ERA)

Saturday, April 29, 2023 | Game #24 | Road Game #12

6:35 p.m. CT | First Horizon Park | Nashville, Tennessee

Radio: stormchasers.mixlr.com | TV: Bally Live, MiLB.TV

9-14

13-11





Omaha Storm Chasers | 12356 Ballpark Way, Papillion, Nebraska 68046 | (402) 738-5100 | OmahaStormChasers.com | @OMASstormChasers

UPCOMING SCHEDULE & PROBABLE PITCHERS

UPCOMING GAMES	OPPONENT	TIME (CT)	PROBABLE PITCHERS
Sunday, April 30	@ Nashville	2:05 p.m. CT	RHP Jonathan Heasley (1-3, 9.12 ERA) @ LHP Robert Gasser (1-0, 3.50 ERA)
Tuesday, May 2	LOUISVILLE	12:05 p.m. CT	RHP Max Castillo (0-4, 6.16 ERA) vs. TBD
Wednesday, May 3	LOUISVILLE	11:05 a.m. CT	LHP Austin Cox (1-0, 2.21 ERA) vs. TBD
Thursday, May 4	LOUISVILLE	6:35 p.m. CT	LHP Drew Parrish (1-0, 1.71 ERA) vs. TBD

THE MATCHUP

(UNDERLINE = MiLB LEADER) (BOLD = TRIPLE-A LEADER) (ITALICS = TRIPLE-A WORST)

			
.251 (10TH) < AVG	.248 (11TH)	5.68 (18TH) ERA	> 3.43 (1ST)
117 (11TH) < R	101 (18TH)	1.59 (15TH) WHIP	> 1.29 (1ST)
193 (13TH) - H	- 193 (13TH)	.284 (19TH) AVG	> .229 (2ND)
29 (9TH) < HR	25 (14TH)	202.2 (15TH) IP	> 209.2 (7TH)
98 (15TH) < BB	95 (17TH)	227 (19TH) H	> 174 (2ND)
203 (6TH) < K	> 189 (4TH)	143 (18TH) R	> 89 (1ST)
40 (2ND) < SB	24 (12TH)	29 (12TH) HR	> 18 (1ST)
340 (12TH) < OBP	.335 (17TH)	95 (3RD) < BB	97 (4TH)
.430 (10TH) < SLG	.405 (14TH)	189 (19TH) K	> 227 (7TH)
.770 (9TH) < OPS	.740 (14TH)	0 (13TH) SHO	> 4 (1ST)

ALL-TIME vs. Sounds 269-262 (.506)
 ALL-TIME at Omaha (Since 2005) 65-56 (.537)
 ALL-TIME at Nashville (Since 2005) 58-63 (.475)

2023 vs. Sounds 1-3 (.250)
 2023 at Werner Park N/A
 2023 at First Horizon Park 1-3 (.250)

DATE	H/R	SCORE	WIN	LOSS	SAVE
4/25	R	L, 8-3	R. Gasser	J. Heasley	-
4/26	R	L, 5-0	C. Boushley	M. Castillo	-
4/27	R	W, 2-1	A. Cox	J. Junk	N. Wittgren
4/28	R	L, 4-3	J. Bukauskas	J. Dye	-
4/29	R				
4/30	R				

SERIES HISTORY (532 GAMES)

Omaha and Nashville played each other regularly from 1985-1997 (American Association) and 1998-2019 (Pacific Coast League).

In the modern PCL (2005-2019), the teams had 16 games scheduled against each other each season, typically 8 in Omaha and 8 in Nashville.

With a move to the International League for both teams, they did not play each other in 2021 and again were not scheduled for games in 2022, despite playing in the same division.

The last series Omaha and Nashville played was August 26-29 at Werner Park, with Omaha taking the first two games and Nashville winning the last two.

STORM CHASERS ON THE RISE

Omaha players that appear on a Top-30 Royals prospects ranking

PLAYER (POSITION)	MLB PIPELINE	BASEBALL AMERICA
Maikel Garcia (INF)	Royals No. 3	Royals No. 6
Nick Loftin (INF/OF)	Royals No. 4	Royals No. 8
Tyler Gentry (OF)	Royals No. 8	Royals No. 7
Samad Taylor (INF/OF)	Royals No. 21	Royals No. 24
Tucker Bradley (OF)	Royals No. 25	-
Jackson Kowar (RHP)	-	Royals No. 17
Max Castillo (RHP)	-	Royals No. 18

STORM CHASERS PRESS BOX



Game Notes compiled by Nicholas Badders

Credential Requests: nicholasb@omahastormchasers.com

Omaha Storm Chasers gameday information, as well as the 2023 Storm Chasers Media Guide can be found at milb.com/omaha/ballpark/media or by scanning the QR code to the right.



YESTERDAY'S GAME

	1	2	3	4	5	6	7	8	9	R	H	E	LO
 Omaha	1	1	0	0	1	0	0	0	0	3	5	1	3
 Nashville	0	0	0	0	0	0	0	3	1	4	7	1	4

WIN: J.B. Bukauskas (1-0) | LOSS: Josh Dye (0-1) | SAVE: None

NASHVILLE, TENN. – While Omaha starter **Drew Parrish** held Nashville to six shutout innings and just one hit in his outing, the Sounds scored four runs in the final two innings to walk off on the Storm Chasers, a 4-3 for Omaha Friday evening at First Horizon Park.

After a leadoff double in the bottom of the 1st, Parrish retired the next 12 batters he faced, then allowed walks in the 5th and 6th but otherwise did not run into any trouble.

The six-inning start from Parrish was Omaha's 10th straight outing from a starting pitcher of at least five innings, a feat the club last accomplished August 11-21, 2019.

Omaha worked onto the board quickly, as **Samad Taylor** and **Maikel Garcia** opened the game with back-to-back singles, then Taylor scored on a double play **Tyler Gentry** grounded into, for a 1-0 lead.

Nate Eaton walked to open the 2nd inning, stole second and third base, then scored on a **Dairon Blanco** groundout for a 2-0 lead ... the Storm Chasers added one more in the 5th inning, as Blanco walked, stole second base and came around to score on an **Angelo Castellano** single, Omaha's final run of the night.

Andrés Núñez worked out of trouble in the 7th inning to keep Nashville off the board, but the Sounds tied the game in the bottom of the 8th, scoring three runs on three hits and a walk against **Jackson Kowar**.

Josh Dye took the mound in the bottom of the ninth and allowed a pair of singles to open the inning but got **Tyler Naquin** to ground into his third double play of the night to bring the Chasers an out away from extra innings ... however, Nashville walked off moments later, as Garcia fielded a ground ball and made a low throw to first that pulled first baseman **CJ Alexander** off the bag to score the winning run, Omaha's first walk-off loss of the season.

NOTES AND NUGGETS

ROLLING IN THE DEEP

Omaha's starting pitcher has throw at least 5.0 innings in each of the last 10 games, after just two starts of 5.0 IP or more in the first 13 games.

In this 10-game stretch, since April 18, Omaha starting pitchers have combined to allow 22 ER in 56.2 IP (3.49 ERA) ... 56.2 innings from Storm Chasers starters since April 18 lead all of Minor League Baseball (next closest: Memphis Redbirds, 50.0 IP) ... the team's 3.49 ERA in this span is the 6th-best in the Minors as well.

The last 10 games have featured four quality starts, from **Mike Mayers** (4/18), **Jonathan Heasley** (4/19), **Austin Cox** (4/27) and **Drew Parrish** (4/28).

The last stretch Omaha pitchers had of 10 straight starts of 5.0+ innings pitched was from August 11-21, 2019 ... if Mayers throws at least 5.0 innings today, it'd be just the 3rd time Omaha starters had compiled such a stretch since 2015.

Even when they go deep into games, receiving run support has been a challenge for Omaha starters, who are averaging just 2.27 runs of support per game ... when receiving at least 3 runs of support, Omaha starters are 6-3, compared to 3-11 when getting less than 2 runs of support ... the team is 8-1 when recording at least 10 hits, but 1-13 when getting 10 hits or less.

DON'T GO STEALING MY BASE

With three steals yesterday, the Omaha Storm Chasers have stolen 40 bases in 23 games (average of 1.74 steals/game).

40 steals rank tied 2nd in the International League, tied 2nd among all Triple-A teams and tied 12th in Minor League Baseball ... among Triple-A teams, only the Lehigh Valley IronPigs (Phillies AAA) have more (46 steals).

With his steal of 2nd base in the 5th inning yesterday, outfielder **Dairon Blanco** has 12 stolen bases this season, which is tied for 1st in the league ... **Samad Taylor** sits one behind Blanco, both for the team and league lead, with 11 stolen bases this season ... Blanco is tied 2nd among all Triple-A basestealers, while Taylor ranks 4th ... 12 steals is tied 8th among all Minor League players ... Peoria's **Victor Scott II** leads the minors with 16 swiped bags.

CHALLENGING THOUGHTS

The ABS Challenge System made it's International League debut yesterday, and Omaha went 0-for-2 on challenges.

In the 6th, catcher **Logan Porter** unsuccessfully challenged a ball call, while shortstop **Maikel Garcia** unsuccessfully challenged a called strike as a hitter in the 8th.

WITT'S WONDER

After his four-out save Thursday, right-hander **Nick Wittgren** has extended what was already an incredible stretch on the mound.

Dating back to Friday, April 14th @ Iowa, Wittgren has retired the last 14 batters he's faced, a streak that spans parts of four outings, the most batters consecutively retired by an Omaha pitcher this season.

In his 9 outings (11.0 innings) this season, Wittgren has allowed just one run, on April 7th vs. Toledo ... since that run, he's thrown 7.2 straight scoreless innings.

Wittgren has retired 30 of the 36 hitters he's faced this season, allowing just 3 hits and 3 walks for a 0.55 WHIP, the 6th-lowest WHIP in the Minors among pitchers with at least 11.0 innings pitched ... his .091 opponents' average (3-for-33) ranks 5th in that same group.

AT A GLANCE

RECENT

Last 5 Games 2-3
 Last 10 Games 2-8
 Last 20 Games 6-14

HOME/AWAY

Home Games 3-9
 Away Games 6-5

TIME OF DAY

Night Games 4-9
 Day Games 5-5

MONTH

March 1-0
 April 8-14
 May
 June
 July
 August
 September

OPPONENT

vs. Columbus
 vs. Gwinnett 1-5
 vs. Indianapolis 3-0
 vs. Iowa 2-2
 vs. Louisville
 vs. Memphis
 vs. Nashville 1-3
 vs. Rochester
 vs. Scranton/WB
 vs. St. Paul
 vs. Toledo 2-4

DAY OF THE WEEK

on Monday
 on Tuesday 0-4
 on Wednesday 1-3
 on Thursday 1-3
 on Friday 3-2
 on Saturday 2-1
 on Sunday 2-1

THIS ROAD TRIP

Record 1-3
 Batting Average (.180)
 Runs/Per Game 8/2.0
 Home Runs 1
 ERA 4.54 (17 ER / 33.2 IP)
 Strikeouts (K/9) 27 (7.2)
 Saves/Opportunities ... 1/2

QUICK FACTS

Founded	2011 (1969-2010: Omaha Royals)
Colors	Royal Blue, Twister Gold, Blackout Black
League	International League (Since 2021)
Ownership	Alliance Baseball Omaha LLC
General Manager	Laurie Schlender (4th Year)
Home Ballpark (Capacity)	Werner Park (9,023, 6,254 fixed seats)
Dimensions	LF- 310 CF- 402 RF- 315

ROSTER BREAKDOWN

Age 22.....0	Native of Cuba.....1
Age 23.....1	Native of Mexico.....1
Age 24.....5	Native of United States.....22
Age 25.....1	Native of Venezuela.....4
Age 26.....10	Acquired by Royals via Free Agency9
Age 27.....6	(International).....3 (Minor League).....4 (Undrafted).....2
Age 28.....1	Acquired by Royals via Trade8
Age 29.....1	Acquired by Royals via Waivers1
Age 30.....1	Acquired by Royals via First Year Player Draft11
Age 31.....2	(High School).....0 (Rounds 1-5).....4 (2015-17 Drafts).....2
Age 32.....0	(2nd Year/College).....1 (Rounds 6-10).....2 (2018 Draft).....6
Average Age26 Years 101 Days	(3rd Year/College).....8 (Rounds 11-20).....2 (2019 Draft).....1
Median Age26	(4th+ Year/College).....2 (Rounds 21-40).....3 (2020 Draft).....2

PRO-NUN-SEE-AY-SHUNS

PLAYERS

0 SAMAD TAYLOR.....	(suh-mod)
2 RYAN GOINS.....	(GO-ins)
4 FREDDY FERMIN.....	(furr-meen)
11 MAIKEL GARCIA.....	(my-KELL gar-SEE-uh)
16 DAIRON BLANCO.....	(DYE-rone)
17 ANGELO CASTELLANO.....	(kass-tay-AH-noh)
21 MIKE MAYERS.....	(MY-ers)
37 JACKSON KOWAR.....	(coh-wahr)
44 RYAN WEISS.....	(wyss)
50 MAX CASTILLO.....	(ca-STEE-yo)
58 BROOKS KRISKE.....	(KRIS-kee)
62 NICK WITTGREN.....	(wit-grinn)

COACHES

23 MIKE JIRSCHKE.....	(jursh-LEE)
33 DAVID NOWORYTA.....	(Nova-REE-tah)
52 BIJAN RADEMACHER.....	(bee-ZHON RAH-de-moch-err)

UNIFORM RECORDS

STANDARD UNIFORMS

Blue Vortex Home: 1-6 Road: 0-0	Blue O-Bolt Home: 0-1 Road: 6-5	Powder SC Home: 2-1 Road: 0-0	Powder O Home: 0-0 Road: 0-0
Home White Home: 1-6 Road: 0-0	Road Grey Home: 0-0 Road: 3-4	Blue O-Bolt Home: 0-1 Road: 3-1	Powder Blue Home: 2-1 Road: 0-0

SPECIALTY/THEME NIGHTS

Black O-Bolt Home: 0-1 Road: 0-0	Patriotic Home: 0-0 Road: 0-0	Runzas Home: 0-0 Road: 0-0	Cattlemen Home: 0-0 Road: 0-0	Rockets Home: 0-0 Road: 0-0	Marvel Home: 0-0 Road: 0-0	Throwback Home: 0-0 Road: 0-0
Community Home: 0-1 Road: 0-0	Star Wars Home: 0-0 Road: 0-0	Patriotic Home: 0-0 Road: 0-0	Runzas Home: 0-0 Road: 0-0	Cattlemen Home: 0-0 Road: 0-0	Rockets Home: 0-0 Road: 0-0	Marvel Home: 0-0 Road: 0-0

TRANSACTIONS

2023 BREAKING ROSTER

Pitchers (15): RHP Max Castillo, LHP Austin Cox, RHP Jonathan Heasley, RHP Jackson Kowar, RHP Brooks Kriske, LHP Marcelo Martinez, RHP Mike Mayers, RHP Andrés Núñez, LHP Drew Parrish, LHP Evan Sisk, RHP Collin Snider, RHP Josh Staumont, LHP Josh Taylor, RHP Ryan Weiss, RHP Nick Wittgren

Catchers (3): Freddy Fermin, Logan Porter, Jakson Reetz


Infielders (6): CJ Alexander, Angelo Castellano, Maikel Garcia, Nick Loftin, Nick Pratto, Samad Taylor

Outfielders (3): Dairon Blanco, Tucker Bradley, Brewer Hicklen

- 3/31 Kansas City Royals announce Breaking Roster
- 3/31 Kansas City Royals announce Breaking Roster
- 4/5 1B **Nick Pratto** recalled by KANSAS CITY from Omaha (AAA)
- 4/6 1B **Nick Pratto** optioned to Omaha (AAA)
- 4/12 LHP **Josh Dye** activated from the Development List
- 4/14 RHP **Josh Staumont** recalled by KANSAS CITY from Omaha (AAA)
- RHP **Dylan Coleman** optioned to Omaha (AAA)
- 4/16 LHP **Josh Taylor** recalled by KANSAS CITY from Omaha (AAA)
- 4/21 C **Freddy Fermin** recalled by KANSAS CITY from Omaha (AAA)
- 4/25 OF **Brewer Hicklen** activated from the 7-Day Injured List
- RHP **Zach Willeman** released
- 4/27 OF **Nate Eaton** optioned to Omaha (AAA)
- 4/28 1B **Nick Pratto** recalled by KANSAS CITY from Omaha (AAA)
- 4/29 C **Freddy Fermin** optioned to Omaha (AAA)

**MANAGER: MIKE JIRSCHLE • #23**

- ✦ Mike Jirschele returns for his 15th season as Omaha's manager, his 18th season managing in Minor League Baseball and 32nd season overall with the Royals organization, named to the position of Storm Chasers manager on January 13, 2023, after previously managing Triple-A Omaha from 1995-97 and 2003-13.
- ✦ Jirschele served on the Kansas City Royals coaching staff as the Third Base Coach from 2014-19 and won the World Series in 2015. Jirschele most recently served as the bench coach under manager Chris Witheridge during the 2022 season with the Double-A Northwest Arkansas Naturals. He spent the 2021 season as Witheridge's bench coach for the High-A Central champion Quad Cities River Bandits and served as Special Assistant to the General Manager in 2020.
- ✦ In his second stint as Omaha's manager, over 11 years from 2003 to 2013, he led the team to four division titles, three consecutive trips to the Pacific Coast League Championship Series (2011-2013), two PCL titles (2011, 2013) and the team's first of two Triple-A National Championships in 2013.
- ✦ He earned the 2011 Mike Coolbaugh Award for *outstanding baseball work ethic, knowledge of the game and skill in mentoring young players on the field* and he is a four-time recipient of the Dick Howser Award (1992, 1994, 2005, 2011), recognizing outstanding work in player development within the Royals organization.
- ✦ Prior to his time with Omaha and Kansas City, he served as the Royals Minor League Infield Coordinator for four years, from 1998-2002, and he held managerial positions with Wilmington (1994), Rockford (1993) and the Gulf Coast Royals (1992).
- ✦ He appeared 999 games in the Minor Leagues across 13 years, between 1977 and 1990, including 22 games with the Omaha Royals between 1988 and 1989.

**PITCHING COACH: DANE JOHNSON • #59**

- ✦ Dane Johnson enters his fourth year in the Royals organization and as the Storm Chasers pitching coach, after joining Kansas City ahead of the 2020 season. 2023 marks his 24th season coaching overall.
- ✦ He previously spent one season in the Miami Marlins organization (2019) as a Pitching Consultant and 19 seasons with the Toronto Blue Jays as a Minor League Pitching Coach from 2000-03, Pitching Coordinator from 2004-14 and Major League Bullpen Coach from 2015-18.
- ✦ Prior to entering coaching, spent 15 years as a player, including over 280 games in the Minor Leagues and parts of three seasons in the Majors with the Chicago White Sox (1994), Blue Jays (1996) and Oakland Athletics (1997), also playing two seasons (1990-1991) in the Chinese Professional Baseball League.
- ✦ Johnson and his wife, Gina, reside in Palm Harbor, Florida. They have two children: a daughter, Madison (31), and son, Cobi (27).

**HITTING COACH: BIJAN RADEMACHER • #52**

- ✦ Bijan Rademacher (*bi-ZHON RAH-de-moch-err*) joins the Royals as the Omaha Storm Chasers Hitting Coach this year after spending the last two years with the Arizona Diamondbacks as their Minor League Hitting Coordinator (2021) and ACL Hitting Coach (2022).
- ✦ Prior to coaching, he spent eight years playing professionally (2012-2019), spanning seven seasons in the Chicago Cubs organization (2012-18) and slashed .280/.361/.402 over 702 career MiLB games, reaching as high as Triple-A. He also played one season in independent baseball (2019) with the New Britain Bees in the Atlantic League, in addition to an offseason in the Mexican Pacific Winter League.
- ✦ Over 243 career Triple-A games with the Iowa Cubs, he played 11 games at Werner Park and was a .378 hitter (14-for-37) with one homer and 5 runs batted in while playing in Omaha.
- ✦ Rademacher lives in Tempe, Arizona with his wife Melissa.

**BENCH COACH: DAVID NOWORYTA • #33 (3RD BASE COACH)**

- ✦ David Noworyta (*Nova-REE-tah*) enters his second year in the Royals organization and first as Omaha's Bench Coach, after making his coaching debut in 2022 as the Assistant Hitting Coach for the River Bandits Kansas City's High-A affiliate.
- ✦ Prior to coaching, he spent four years playing professionally (2018-21), including three minor league seasons in the Detroit Tigers organization (2018-20), and one with the Independent Pioneer League's Billings Mustangs in 2021. Before signing with Detroit in 2018, Noworyta graduated from the University of Hawaii with a bachelor's degree in communications and journalism, and played in parts of three seasons for their baseball team.
- ✦ Noworyta attended Holy Cross Academy (N.J.), where he played baseball and basketball, and was selected by the Royals in the 37th round of the 2014 MLB Draft. He resides in Hainesport, N.J. in the offseason.

**CERTIFIED ATHLETIC TRAINER: JAMES STONE**

- ✦ James Stone is entering his fifth season as the Certified Athletic Trainer for the Storm Chasers after serving the previous seven seasons with the Wilmington Blue Rocks (Royals High-A), including the 2015 season, in which he was named Carolina League Athletic Trainer of the Year.
- ✦ He joined the Kansas City organization in 2010 as the athletic trainer for the Class-A Burlington Bees. He came to the Royals after spending one season with the Central Valley Coyotes (Fresno, California) in Arena Football 2.
- ✦ Stone worked three seasons in the Florida Marlins organization, with stops in Jupiter (2008), Greensboro (2007) and Jamestown (2006), winning New York-Penn League Trainer of the Year honors in 2006.
- ✦ He was the Strength and Conditioning Coach for the Baltimore Orioles Class-A affiliate, the Delmarva Shorebirds, in 2005.
- ✦ Stone graduated with a bachelor's of science in kinesiology from Cal State-Northridge. He resides in Simi Valley, California with his dog, Ozzie.

**STRENGTH & CONDITIONING COACH: YANNICK PLANTE**

- ✦ Yannick Plante is entering his third season as the Strength & Conditioning Coach for the Storm Chasers, after being slated to serve in that role with Northwest Arkansas in 2020.
- ✦ He began with the Kansas City Organization in 2019 as the athletic trainer for the Burlington Royals (Advanced Rookie, Appalachian League). He was then a staff member of the Surprise Saguaros of the Arizona Fall League in the fall of 2019.
- ✦ Plante has a master's degree in kinesiology from the University of Calgary and a bachelor's degree in human kinetics with specialization in biophysics from the University of Ottawa. He currently lives in Ottawa, Ontario.

**TONY MEDINA**
MINOR LEAGUE/LATIN AMERICA
MEDICAL COORDINATOR**BEN NICHOLAS**
PLAYER DEVELOPMENT TRAINEE**JEREMY OWENS**
PLAYER DEVELOPMENT TRAINEE

Mike Mayers - Pitching - Stat Splits - 2023 - Regular Season

Split	Team	W	L	ERA	G	GS	CG	SHO	SV	IP	H	R	ER	HR	HB	BB	IBB	SO	WHIP	AVG	AB	WP	BK	GIDP	TBF	NP-S
Home Games	OMA	1	0	2.81	3	3	0	0	0	16.0	16	5	5	0	0	5	0	12	1.31	.262	61	2	0	2	69	257 - 164
Away Games	OMA	0	1	19.50	2	2	0	0	0	6.0	11	13	13	3	2	4	0	7	2.50	.379	29	0	0	0	35	124 - 75
Day Games	OMA	1	0	3.60	2	2	0	0	0	10.0	13	4	4	0	0	3	0	10	1.60	.310	42	2	0	2	46	178 - 112
Night Games	OMA	0	1	10.50	3	3	0	0	0	12.0	14	14	14	3	2	6	0	9	1.67	.292	48	0	0	0	58	203 - 127
On Grass	OMA	1	1	7.36	5	5	0	0	0	22.0	27	18	18	3	2	9	0	19	1.64	.300	90	2	0	2	104	381 - 239
March	OMA	0	0	11.25	1	1	0	0	0	4.0	7	5	5	1	1	0	0	4	1.75	.368	19	0	0	0	20	61 - 42
April	OMA	1	1	6.50	4	4	0	0	0	18.0	20	13	13	2	1	9	0	15	1.61	.282	71	2	0	2	84	320 - 197
On Tuesdays	OMA	0	1	10.13	2	2	0	0	0	8.0	7	9	9	2	1	6	0	5	1.63	.241	29	0	0	0	38	142 - 85
On Wednesdays	OMA	0	0	1.80	1	1	0	0	0	5.0	7	1	1	0	0	1	0	6	1.60	.333	21	1	0	1	22	88 - 55
On Fridays	OMA	0	0	11.25	1	1	0	0	0	4.0	7	5	5	1	1	0	0	4	1.75	.368	19	0	0	0	20	61 - 42
On Sundays	OMA	1	0	5.40	1	1	0	0	0	5.0	6	3	3	0	0	2	0	4	1.60	.286	21	1	0	1	24	90 - 57
In games following a loss	OMA	1	1	9.00	3	3	0	0	0	12.0	17	12	12	2	1	7	0	13	2.00	.327	52	2	0	2	61	241 - 145
Starter	OMA	1	1	7.36	5	5	0	0	0	22.0	27	18	18	3	2	9	0	19	1.64	.300	90	2	0	2	104	381 - 239

Mike Mayers - Opposing Hitting - Stat Splits - 2023 - Regular Season

Split	Team	AVG	G	AB	R	H	2B	3B	HR	RBI	BB	IBB	SO	SB	CS	OBP	SLG	OPS	HBP	SAC	SF	GIDP
vs Left	OMA	.300	5	50		15	5	1	3	12	7	0	11			.383	.620	1.003	1	0	2	1
vs Right	OMA	.300	5	40		12	0	0	0	3	2	0	8			.349	.300	.649	1	0	0	1
Team is ahead	OMA	.250	1	4		1	0	0	0	0	0	0	2			.250	.250	.500	0	0	0	0
Team is behind	OMA	.250	5	56		14	2	0	1	9	9	0	12			.368	.339	.707	2	0	1	1
Score is tied	OMA	.400	5	30		12	3	1	2	6	0	0	5			.387	.767	1.154	0	0	1	1
Batting First	OMA	.308	5	13		4	3	1	0	0	1	0	3			.357	.692	1.049	0	0	0	0
Batting Second	OMA	.077	5	13		1	0	0	0	1	0	0	5			.071	.077	.148	0	0	1	0
Batting Third	OMA	.333	5	12		4	0	0	2	4	1	0	1			.385	.833	1.218	0	0	0	1
Batting Fourth	OMA	.417	5	12		5	0	0	0	0	1	0	4			.462	.417	.879	0	0	0	0
Batting Fifth	OMA	.250	5	8		2	0	0	0	1	3	0	2			.417	.250	.667	0	0	1	0
Batting Sixth	OMA	.444	5	9		4	1	0	0	2	2	0	1			.545	.556	1.101	0	0	0	0
Batting Seventh	OMA	.286	5	7		2	0	0	0	2	0	0	0			.375	.286	.661	1	0	0	0
Batting Eighth	OMA	.375	5	8		3	0	0	0	0	0	0	2			.444	.375	.819	1	0	0	0
Batting Ninth	OMA	.250	5	8		2	1	0	1	5	1	0	1			.333	.750	1.083	0	0	0	1
Leading Off	OMA	.300	5	20		6	3	1	0	0	3	0	2			.391	.550	.941	0	0	0	0
First Inning	OMA	.519	5	27	10	14	4	1	2	10	1	0	3	1	0	.516	.963	1.479	1	0	2	0
Second Inning	OMA	.176	5	17	3	3	0	0	1	3	2	0	5	0	1	.300	.353	.653	1	0	0	1
Third Inning	OMA	.313	5	16	4	5	1	0	0	1	4	0	1	0	0	.450	.375	.825	0	0	0	1
Fourth Inning	OMA	.188	4	16	1	3	0	0	0	1	1	0	4	0	0	.235	.188	.423	0	0	0	0
Fifth Inning	OMA	.182	3	11	0	2	0	0	0	0	1	0	6	1	0	.250	.182	.432	0	0	0	0
Sixth Inning	OMA	.000	1	3	0	0	0	0	0	0	0	0	0	0	0	.000	.000	.000	0	0	0	0
Bases Empty	OMA	.292	5	48		14	3	1	1	1	5	0	12			.358	.458	.816	0	0	0	0
Runner at 1st	OMA	.267	5	15		4	0	0	0	0	2	0	1			.389	.267	.656	1	0	0	2
Runner at 2nd	OMA	.300	3	10		3	1	0	0	1	0	0	2			.300	.400	.700	0	0	0	0
Runner at 3rd	OMA	.500	3	4		2	0	0	1	4	0	0	2			.400	1.250	1.650	0	0	1	0
Runners at 1st & 2nd	OMA	.333	5	6		2	0	0	1	4	1	0	2			.500	.833	1.333	1	0	0	0
Runners at 1st & 3rd	OMA	.000	2	0		0	0	0	0	0	1	0	0			1.000	.000	1.000	0	0	0	0
Runners at 2nd & 3rd	OMA	.000	3	4		0	0	0	0	2	0	0	0			.000	.000	.000	0	0	1	0
Bases Loaded	OMA	.667	3	3		2	1	0	0	3	0	0	0			.667	1.000	1.667	0	0	0	0
Runners On	OMA	.310	5	42		13	2	0	2	14	4	0	7			.380	.500	.880	2	0	2	2
Scoring Position	OMA	.333	5	27		9	2	0	2	14	2	0	6			.375	.630	1.005	1	0	2	0
No Outs	OMA	.290	5	31		9	3	1	0	2	4	0	3			.378	.452	.830	1	0	1	1
One Out	OMA	.286	5	28		8	0	0	2	8	0	0	9			.276	.500	.776	0	0	1	1
Two Outs	OMA	.323	5	31		10	2	0	1	5	5	0	7			.432	.484	.916	1	0	0	0
Ahead in Count	OMA	.194	5	36		7	1	1	0	2	0	0	12			.216	.278	.494	1	0	0	2
Behind in Count	OMA	.381	5	21		8	2	0	1	6	9	0	4			.563	.619	1.182	1	0	1	0
0-0 Count	OMA	.429	5	14		6	2	0	2	5	0	0	0			.400	1.000	1.400	0	0	1	0
0-1 Count	OMA	.250	5	12		3	1	1	0	2	0	0	0			.250	.500	.750	0	0	0	1
0-2 Count	OMA	.600	5	5		3	0	0	0	0	0	0	1			.600	.600	1.200	0	0	0	0
1-0 Count	OMA	.286	5	7		2	0	0	0	1	0	0	0			.375	.286	.661	1	0	0	0
1-1 Count	OMA	.571	5	7		4	0	0	0	0	0	0	0			.571	.571	1.142	0	0	0	0
1-2 Count	OMA	.053	5	19		1	0	0	0	0	0	0	11			.100	.053	.153	1	0	0	1
2-0 Count	OMA	1.000	5	1		1	0	0	0	0	0	0	0			1.000	1.000	2.000	0	0	0	0
2-1 Count	OMA	.333	5	3		1	0	0	0	0	0	0	0			.333	.333	.666	0	0	0	0
2-2 Count	OMA	.167	5	12		2	0	0	0	2	0	0	3			.167	.167	.334	0	0	0	0
3-0 Count	OMA	.000	3	0		0	0	0	0	0	1	0	0			1.000	.000	1.000	0	0	0	0
3-1 Count	OMA	.500	5	2		1	1	0	0	0	4	0	0			.833	1.000	1.833	0	0	0	0
3-2 Count	OMA	.375	4	8		3	1	0	1	5	4	0	4			.538	.875	1.413	0	0	1	0
Pitcher	OMA	.300	5	90		27	5	1	3	15	9	0	19			.369	.478	.847	2	0	2	2



#21 MIKE MAYERS

RIGHT-HANDED PITCHER (MY-ers)

BORN: December 6, 1991 in Grove City, Ohio (Age 31)

HOMETOWN: Grove City, Ohio

RESIDES: Naples, Florida

HEIGHT/WEIGHT: 6'2" / 220 LBS

SIGNED: December 22, 2022 as a Minor League Free Agent

DRAFTED: 2013 MLB Draft — 3rd Round, St. Louis (93rd Overall)

COLLEGE: University of Mississippi (Oxford, Mississippi)

HIGH SCHOOL: Grove City High School (Grove City, Ohio)

MLB SERVICE TIME: 4 Years, 134 Days

SEASON WITH STORM CHASERS: 1st Season

SCOUTING REPORT (4SFB, SL, CH, CUT, SNK, CB)

4-SEAM FASTBALL: Sits 90-92, averages 91.1 MPH & 2,210 RPM ... Last outing: 48% (43/90 pitches)

SLIDER: Sits 81-84, averages 82.3 MPH, 2,120 RPM ... Last outing: 26% (26/90 pitches)

SINKER: Sits 90-92, averages 90.8 MPH, 2,027 RPM ... Last outing: 12% (11/90 pitches)

CHANGEUP: Sits 84-87, averages 85.5 MPH, 1,596 RPM ... Last outing: 8% (7/90 pitches)

CUTTER: Sits 86-88, averages 86.8 MPH, 2,274 RPM ... Last outing: 2% (2/90 pitches)

LAST OUTING: SUNDAY, APRIL 23 VS. GWINNETT

In his second start of the week, earned his first win of the season ... had received 1 run of support over his first four starts, received four in this game ... allowed 3 runs in the 1st, then threw 4 scoreless frames to end his outing ... season-high 24 batters faced & 90 pitches.

2023 SEASON

- Pitched in 6 Cactus League games (2 starts) for the Royals, went 0-1 with a 5.02 ERA (8 ER in 14.1 IP) & a .200 opponents' average (11-for-55).
- 3/31 @ Indianapolis: Started Opening Day and allowed 5 runs on 6 hits in first inning, then retired 10 of his last 11 batters.
- 4/5 vs. Toledo: Held Mud Hens to one run over 5.0 innings, struck out six but didn't get run support.
- 4/11 @ Iowa: Allowed four runs over the first two innings, then put on four batters in the 3rd and did not get an out.
- 4/18 vs. Gwinnett: Threw his first quality start, allowed a leadoff 3B and SF, then retired 18 of his last 23 but did not receive run support.

CAREER NOTES

- 2022 Spent much of the season with the Los Angeles Angels in the Major Leagues, as he made 24 appearances (3 starts) and went 1-1 with a 5.68 ERA ... Designated for Assignment on May 26 and outrighted off the 40-man roster on June 2. Made eight starts for the Salt Lake Bees (AAA) before he returned to the Angels on August 6, where he finished the season. Designated for Assignment again on September 27, outrighted to Triple-A on October 2 ... elected free agency on October 5.
- 2021 For the second straight season, spent the entire year in the Major Leagues and pitched in a career-high 72 games for the Angels, tied for the 4th-most in the American League and 8th in MLB ... 88 of his career-high 90 strikeouts came in relief, and 7th among A.L. relievers.
- 2020 After being claimed off waivers by the Los Angeles Angels on November 1, 2019, was one of the American League's best relief pitchers in 2022 as he pitched in 29 of the Angels' 60 games (48.3%). Among American League pitchers who threw at least 30.0 innings, ranked 1st in opponent batting average (.167) and opponent OPS (.484), 3rd in ERA (2.10), 3rd in K/9 (12.9), 5th in WHIP (0.90) and 8th in HR/9 (0.60) ... struck out 35.5% of the batter he faced (43 K of 121 BF), the 3rd-highest rate in the American League and 6th-best in all of Major League Baseball. American League Reliever of the Month in September, went 2-0 with 2 saves and a 0.98 ERA (2 ER in 18.1 IP), 25 strikeouts in 14 outings.
- 2019 For the second straight year, made the St. Louis Cardinals Opening Day roster and pitched in 16 games over three stints in Major Leagues (Opening Day-April 16, July 23-August 4, September 1-October 1) ... was out of action in the big leagues from April 16 to July 23, initially placed on the 10-Day Injured List, then transferred to the 60-Day Injured List on June 17 with a right shoulder lat strain. Pitched in 20 games over two stints with the Memphis Redbirds (AAA) ... across 10 August appearances in Triple-A, recorded six saves and pitched to a 1.80 ERA (2 ER in 10.0 IP) with 10 hits allowed, three walks and 15 strikeouts.
- 2018 Made his first Opening Day roster in the Major Leagues and pitched in 50 games for the St. Louis Cardinals across seven stints (Opening Day-April 9, April 12-16, April 27-May 1, May 6-7, May 10-30, May 31-June 5, June 8-August 26 and September 11 through the end of the season) ... on the 10-Day Disabled List with right shoulder inflammation from August 26-September 11. Also pitched in five games and threw 7.2 scoreless innings for the eventual Triple-A National Champion Memphis Redbirds (AAA).
- 2017 Spent most of season with Memphis (AAA), also pitched three games for St. Louis across three stints in the Major Leagues, totaling 4.2 innings of relief ... began the season in the Memphis rotation and made 15 starts at Triple-A before converting to a relief role in mid-July. Made 25 Minor League starts between the Springfield Cardinals (AA) and Memphis Redbirds (AAA) and went 9-10 with a 3.19 ERA.
- 2016 Pitched in four big league games and went 1-1 over 5.1 innings ... made his Major League debut with the St. Louis Cardinals on July 24 against the Los Angeles Dodgers at Busch Stadium but allowed career-high 9 runs (all earned) on 8 hits over 1.1 innings of work. Made 25 Minor League starts between the Springfield Cardinals (AA) and Memphis Redbirds (AAA) and went 9-10 with a 3.19 ERA.
- 2013-105 Split an injury-shortened season between the GCL Cardinals (R) and Springfield Cardinals (AAA), as he went a combined 2-4 with a 5.87 ERA and 43 strikeouts in 12 starts ... spent two stints on the Disabled List, dealing with a right elbow strain.
- 2014 Began the season in High-A and ended in Triple-A ... promoted to the Memphis Redbirds (AAA) on 8/31 to end his season ... combined between the three levels, made a career-high 26 starts and had a 3.39 ERA (58 ER in 154.0 IP) with decisions in 20 of those starts.
- 2013 Split his first professional season between the GCL Cardinals (R) in the Gulf Coast League and Peoria Chiefs (A) in the Midwest League.

MISCELLANEOUS

- Attended the University of Mississippi where he held a 12-9 record with a 3.43 ERA (82 ER in 215.0 IP) over three seasons in Oxford. Attended Grove City HS (OH), where he played baseball and also lettered three years in basketball and two years in football (QB). Learned his cutter after seeing a social media post of a baseball that Mariano Rivera had marked for Roy Halladay to help him with his grip.

SEASON / CAREER HIGHS

SEASON				CAREER			
4/18/2023 vs. Gwinnett	6.0	INNINGS PITCHED	9.0	5/2/2015 @ Arkansas			
Last: 4/5/2023 vs. Toledo	7 (2x)	HITS ALLOWED	11	5/5/2015 @ Jupiter			
4/11/2023 vs. Iowa	8	RUNS ALLOWED	9	7/24/2016 vs. LOS ANGELES (NL)			
4/11/2023 vs. Iowa	8	EARNED RUNS ALLOWED	9	7/24/2016 vs. LOS ANGELES (NL)			
4/11/2023 vs. Iowa	2	HOME RUNS ALLOWED	3 (4x)	Last: 8/30/2022 vs. NEW YORK (AL)			
4/11/2023 vs. Iowa	4	WALKS ALLOWED	4 (5x)	Last: 5/1/2017 vs. Round Rock			
4/5/2023 vs. Toledo	6	STRIKEOUTS	10 (2x)	Last: 6/3/2017 vs. Omaha			
4/23/2023 vs. Gwinnett	24	BATTERS FACED	33	5/2/2015 @ Arkansas			
4/23/2023 vs. Gwinnett	90	PITCHES THROWN	102 (2x)	Last: 6/3/2017 vs. Omaha			
3/31/2023 to 4/5/2023	6.2 IP	SCORELESS STREAK	19.1 IP	8/24/2020 to 9/23/2020			

2023 RUN SUPPORT (OMAHA STARTS ONLY)

RUNS SCORED	0	1	2	3	4	5	6	7	8	9	10+
GAMES	3	1		1							
PLAYER W-L	0-1	0-0		1-0							
Team W-L	0-3	1-0		1-0							

2023 GAME-BY-GAME

OMAHA STORM CHASERS, AAA

DATE	OPPONENT	RES	LEFT GAME	DEC	IP	H	R	ER	HR	HB	BB	SO	BF	NP-S
3/31	@ Indianapolis	W, 8-2	Middle 5th, losing 5-1	-	4.0	7	5	5	1	1	0	4	20	61-42
4/5	vs. Toledo	L, 7-6	End 5th, losing 1-0	-	5.0	7	1	1	0	0	1	6	22	88-55
4/11	@ Iowa	L, 9-6	Bottom 3rd, losing 5-0	L	2.0	4	8	8	2	1	4	3	15	63-33
4/18	vs. Gwinnett (Q)	L, 4-1	End 6th, losing 1-0	-	6.0	3	1	1	0	0	2	2	23	79-52
4/23	vs. Gwinnett	W, 5-3	End 5th, winning 4-3	W	5.0	6	3	3	0	0	2	4	24	90-57

(Q) Indicates Quality Start

2023 BATTED BALL STATISTICS

BABIP	GB/FB	LD%	GB%	FB%	IFFB%	HR/FB	Pull%	Cent%	Oppo%	SwStr%
.338	2.06	26.8%	49.3%	23.9%	17.6%	17.6%	46.6%	20.5%	32.9%	11.1%

VS. NASHVILLE IN 2023

W	L	ERA	G	GS	CG	SHO	GF	HLD	SV	SVO	IP	H	R	ER	HR	HB	BB	IBB	SO	WHIP	AVG
---	---	-----	---	----	----	-----	----	-----	----	-----	----	---	---	----	----	----	----	-----	----	------	-----

VS. NASHVILLE HITTERS IN 2023

PLAYER	AVG	AB	H	2B	3B	HR	RBI	BB	SO	PLAYER	AVG	AB	H	2B	3B	HR	RBI	BB	SO
--------	-----	----	---	----	----	----	-----	----	----	--------	-----	----	---	----	----	----	-----	----	----

CAREER PITCHING

SEASON	TEAM	W	L	ERA	G	GS	CG	SHO	SV	SVO	IP	H	R	ER	HR	HB	BB	IBB	SO	WHIP	AVG	AB	WP	BK	GDP	TBF	NP-S
2013	GCL Cardinals (R)	1	0	1.50	5	3	0	0	0	0	12.0	6	4	2	1	0	6	1	13	1.00	.146	41	1	1	1	47	95-69
	Peoria (A)	0	3	3.70	5	5	0	0	0	0	24.1	29	10	10	2	1	5	0	14	1.40	.302	96	2	0	3	102	323-214
2014	Palm Beach (A+)	2	7	3.72	12	12	1	0	0	0	72.2	84	35	30	5	2	13	0	61	1.33	.294	286	1	0	6	306	573-459
	Springfield (AA)	6	5	2.83	13	13	0	0	0	0	76.1	81	29	24	2	4	23	0	52	1.36	.277	292	2	1	7	325	1135-726
	Memphis (AAA)	0	0	7.20	1	1	0	0	0	0	5.0	9	5	4	2	0	1	0	4	2.00	.409	22	1	0	1	24	82-55
2015	GCL Cardinals (R)	1	0	1.29	2	2	0	0	0	0	7.0	6	1	1	0	0	0	0	7	0.86	.250	24	0	0	2	25	40-39
	Springfield (AA)	1	4	6.56	10	10	1	1	0	0	46.2	53	39	34	8	5	21	0	36	1.59	.291	182	7	1	6	211	770-491
2016	Springfield (AA)	5	2	2.30	9	9	0	0	0	0	54.2	47	17	14	4	1	17	0	43	1.17	.229	205	3	1	4	224	788-498
	Memphis (AAA)	4	8	3.73	16	16	1	0	0	0	89.1	87	44	37	8	5	31	2	84	1.32	.256	340	2	0	7	379	1460-939
	ST. LOUIS	1	1	27.00	4	1	0	0	0	0	5.1	16	16	16	3	1	3	0	2	3.56	.533	30	0	0	1	35	120-82
2017	Memphis (AAA)	5	6	3.28	31	15	0	0	0	0	109.2	117	44	40	12	4	32	1	97	1.36	.270	434	1	0	7	477	1804-1205
	ST. LOUIS	0	0	11.57	3	0	0	0	0	0	4.2	8	8	6	2	0	4	1	3	2.57	.421	19	0	0	1	25	101-64
2018	Memphis (AAA)	0	0	0.00	5	0	0	0	3	3	7.2	5	0	0	0	0	4	0	8	1.17	.185	27	0	0	0	33	133-87
	ST. LOUIS	2	1	4.70	50	0	0	0	1	1	51.2	59	28	27	7	1	15	1	49	1.43	.289	204	4	0	3	226	908-582
2019	Memphis (AAA)	0	1	3.15	20	1	0	0	6	7	20.0	21	10	7	4	0	7	0	24	1.40	.266	79	1	0	1	86	344-224
	ST. LOUIS	0	1	6.63	16	0	0	0	0	0	19.0	21	14	14	3	1	11	2	16	1.68	.276	76	1	0	1	88	357-206
2020	LOS ANGELES (AL)	2	0	2.10	29	0	0	0	2	4	30.0	18	10	7	2	1	9	0	43	0.90	.162	111	0	0	2	121	512-318
2021	LOS ANGELES (AL)	5	5	3.84	72	2	0	0	2	5	75.0	71	32	32	11	3	26	0	90	1.29	.250	284	0	0	6	315	1236-794
2022	Salt Lake (AAA)	0	3	6.27	8	8	0	0	0	0	33.0	30	27	23	7	2	17	0	34	1.42	.236	127	4	0	2	148	578-349
	LOS ANGELES (AL)	1	1	5.68	24	3	0	0	0	1	50.2	52	35	32	15	2	18	0	45	1.38	.259	201	3	0	5	223	890-556
2023	Omaha (AAA)	1	1	7.36	5	5	0	0	0	0	22.0	27	18	18	3	2	9	0	19	1.64	.300	90	2	0	2	104	381-239
MAJOR LEAGUE TOTALS (7 Seasons)		11	9	5.10	198	6	0	0	5	11	236.1	245	143	134	43	9	86	4	248	1.40	.265	925	8	0	19	1033	4124-2602
Minor League Totals (9 Seasons)		26	40	3.78	142	100	3	1	9	10	580.1	602	283	244	58	26	186	4	496	1.36	.268	2245	27	4	49	2491	8506-5594

PLAYER

50 MAX CASTILLO

RHP • R/R • 6'2" • 285 lbs • 5/4/1999 (23)
Traded from Toronto — 8/2/2022
Born/Resides: Caracas, Venezuela

57 DYLAN COLEMAN

RHP • R/R • 6'5" • 235 lbs • 9/16/1996 (26)
Traded from San Diego — 11/5/2020
Born: Potosi, Missouri • Resides: Mineral Point, Missouri

31 AUSTIN COX

LHP • L/L • 6'4" • 235 lbs • 3/28/1997 (26)
2018 MLB Draft — Round 5 (Mercer)
Born: Macon, Georgia • Resides: Kansas City, Missouri

24 JOSH DYE

LHP • L/L • 6'5" • 180 lbs • 9/14/1996 (26)
2018 MLB Draft — Round 23 (Florida Gulf Coast)
Born: DeLand, Florida • Resides: Fort Myers, Florida

60 JONATHAN HEASLEY

RHP • R/R • 6'3" • 235 lbs • 1/27/1997 (26)
2018 MLB Draft — Round 13 (Oklahoma State)
Born: Plano, Texas • Resides: Dallas, Texas

37 JACKSON KOWAR

RHP • R/R • 6'5" • 215 lbs • 10/4/1996 (26)
2018 MLB Draft — Round 13/33rd Overall (Florida)
Born: Weddington, N.C. • Resides: Charlotte, N.C.

58 BROOKS KRISKE

RHP • R/R • 6'3" • 210 lbs • 2/3/1994 (29)
Signed 12/14/2022 as a Minor League Free Agent
Born/Resides: Scottsdale, Arizona

46 MARCELO MARTINEZ

LHP • L/L • 6'2" • 190 lbs • 10/8/1996 (26)
Signed 3/7/2018 as an International Free Agent
Born/Resides: Reynosa, México

21 MIKE MAYERS

RHP • R/R • 6'2" • 220 lbs • 12/6/1991 (31)
Signed 12/22/2022 as a Minor League Free Agent
Born: Grove City, Ohio • Resides: Naples, Florida

41 ANDRÉS NUÑEZ

RHP • R/R • 6'4" • 265 lbs • 9/20/1995 (27)
2018 MLB Draft — Round 29 (Florida International)
Born/Resides: Southwest Ranches, Florida

53 DREW PARRISH

LHP • L/L • 5'11" • 1195 lbs • 2/8/1997 (25)
2019 MLB Draft — Round 8 (Florida State)
Born: Cape Canaveral, Fla. • Resides: Tallahassee, Fla.

47 EVAN SISK

LHP • L/L • 6'2" • 195 lbs • 4/23/1997 (26)
Traded from Minnesota — 1/24/2023
Born: Pineville, N.C. • Resides: Chester, S.C.

43 COLLIN SNIDER

RHP • R/R • 6'4" • 205 • 10/10/1995 (27)
2017 MLB Draft — Round 12 (Vanderbilt)
Born/Resides: Murfreesboro, Tennessee

44 RYAN WEISS

RHP • R/R • 6'4" • 220 • 12/10/1996 (26)
Claimed off Waivers from Arizona — 7/1/2022
Born: South Elgin, Ill. • Resides: Raleigh, N.C.

62 NICK WITTGREN

RHP • R/R • 6'2" • 210 • 5/29/1991 (31)
Signed 12/23/2022 as a Minor League Free Agent
Born: Torrance, California • Resides: Jupiter, Florida

QUICK NOTES

Ranked by Baseball America as the No. 18 Royals prospect

2023: Appeared in 4 Cactus League games for the Royals and went 2-0 with a 11.12 ERA (7 ER in 5.2 IP) and 7 K.

2022: Began the 2022 season in the Blue Jays organization and made 20 appearances (11 in MiLB and 9 in MLB) before being traded to Kansas City on August 2 with Samad Taylor in exchange for Whit Merrifield ... had three stints with the Royals: 8/18-20, 9/4-7 and 9/25 through the end of the season ... across three stints with Omaha, pitched in 7 games (6 starts) with 22 strikeouts in 21.1 innings.

2021: Spent the entire season with New Hampshire (AFL), appearing in 21 games (20 starts) while going 11-4 with a 4.85 ERA (55 ER in 102.0 IP) and 89 strikeouts.

4SFB (90-92), CH, SL

CONSECUTIVE BATTERS RETIRED: 0 (4/26)

SCORELESS STREAK: 0.1 IP (4/26)

2023: Made his second consecutive Opening Day Roster with the Royals, but allowed 10 ER in 5.0 IP (18.00 ERA) in 5 games with 7 H, 7 BB & 5 K ... optioned to Omaha on 4/14, has not yet appeared in a game.

2022: Spent nearly the entire season in Kansas City, pitching in 68 games for the Royals with a 5-2 record and 2.78 (21 ER in 68.0 IP) and 71 strikeouts ... 2nd-most appearances among rookie relievers, 8th in ERA, and 9th in strikeouts ... did not allow a HR over the final 26.0 innings of the season ... pitched 1 game for Omaha on May 24.

2021: Opened the season in NW Arkansas (AA) and assigned to Omaha on 7/8 ... earned his first MLB call-up on 9/20 and pitched in 5 games for Kansas City with 7 K in 6.1 IP.

4SFB (91-96), SL, SW

CONSECUTIVE BATTERS RETIRED:

SCORELESS STREAK:

2023: As a non-roster invitee, appeared in 4 Cactus League games for the Royals and went 0-1 with a 2.08 ERA (1 ER in 4.1 IP) and 8 K ... has thrown both scoreless outings from Omaha starters this year (4/1 @ IND & 4/27 @ NAS).

2022: Spent the entire season with Omaha and made 29 appearances (24 starts) for the Storm Chasers, going 7-7 with his 1st career save ... maintained a 4.21 ERA (69 ER in 147.1 IP) with a career-high 105 strikeouts ... 147.1 IP ranked 1st among all Royals farmhands, while 24 starts ranked 4th, 7 W ranked tied 4th and 105 K was 6th.

2021: Joined NW Arkansas (AA) at the end of May, made his 2021 debut 5/26 and remained with the Nationals through the end of the postseason, before a promotion to Omaha for the Triple-A final stretch on 9/26, pitching twice ... appeared in 15 games (all starts) for the Nationals, going 4-1 with a 3.00 ERA (21 ER in 63.0 IP) and 56 strikeouts.

4SFB (89-92), CH, CB, SL

CONSECUTIVE BATTERS RETIRED: 4 (4/27)

SCORELESS STREAK: 9.2 IP (4/21 to 4/27)

2023: Appeared in 2 Cactus League games for the Royals with a 9.00 ERA (1 ER in 1.0 IP) ... activated by OMA off the Development List 4/12 and threw 1.2 perfect innings in his season debut 4/13 ... first 3.2 innings of the year were scoreless before allowing a homer 4/21.

2022: Spent the entire season with Omaha, made 48 appearances (6 starts) with a 5-3 record and 4.48 ERA (31 ER in 62.1 IP) ... 2nd on Chasers staff with 48 games played, 3rd-most in the Royals system ... among Royals Minor League pitchers who threw at least 60.0 innings, ranked 1st in LOB% (82.6%), 3rd in BB/9 (2.31), 4th in K/BB (3.63).

2021: Spent most of the year with NW Arkansas (AA) and pitched in a team-high 38 games, with a 2.52 ERA (17 ER in 60.2 IP) and 3.78 K/BB ratio (68/18) ... led all Royals Minor League pitchers with nine saves in 2021, all of which he earned with the Nationals before being promoted for two games at Omaha (AAA) to finish the year.

CH (81-88), SL

CONSECUTIVE BATTERS RETIRED: 0

SCORELESS STREAK: 0.0 IP

2023: Appeared in 4 Cactus League games for the Royals (2 starts) and went 0-1 with a 17.36 ERA (18 ER in 9.1 IP) and 7 K ... 2 of 4 starts have been quality starts, 4/7 vs. TOL and 4/19 vs. GWN.

2022: Split the season between Kansas City and Omaha, making 21 starts over four stints with the Royals and nine starts with the Storm Chasers ... his 21 MLB starts ranked 7th among Major League rookies ... opened the year in Triple-A ... one of his nine Storm Chasers starts coming before his first call-up to Kansas City on 5/12 ... across all nine of his outings with Omaha, struck out 45 in 9.1 innings (10.3 K/9).

2021: Named Kansas City's Double-A Pitcher of the Year with NW Arkansas (AA) and spent much of the season with the Nationals before making his MLB debut with Kansas City on 9/17 and finishing the year with the Royals ... in 22 appearances (21 starts) with NWA, went 7-3 with a 3.33 ERA (39 ER in 105.1 IP) and 120 strikeouts (10.3 K/9).

4SFB (92-94), CB, CH, SNK, SL

CONSECUTIVE BATTERS RETIRED: 0

SCORELESS STREAK: 0.0 IP

2023: Appeared in 4 Cactus League games for the Royals (1 start) and went 1-1 with a 6.75 ERA (6 ER in 10.1 IP) and 11 K to just 3 BB ... after a scoreless season debut on April 2 @ IND, allowed at least 3 runs in 3 straight outings (1 start) ... first 4 outings were 2.0 IP+, last 3 have been less than 2 innings.

2022: Made his first Opening Day roster with Kansas City, but only pitched in 7 games over three stints with the Major League club, also making 20 starts with Omaha (AAA) across three stints ... allowed less than two earned runs in 8 of his 20 starts with Omaha, including three scoreless outings.

2021: Named Kansas City's Minor League Pitcher of the Year, given to the top pitcher in the organization, also named the Storm Chasers Pitcher of the Year, the Triple-A East Pitcher of the Year and a Triple-A East Postseason All-Star ... in two stints with Omaha, made 17 appearances (16 starts) and went 9-4 with a 3.46 ERA (31 ER in 80.2 IP) and 115 strikeouts (12.8 K/9), which led all Triple-A pitchers at the time of him being recalled on September 1.

4SFB (95-97), SL, CH

CONSECUTIVE BATTERS RETIRED: 0

SCORELESS STREAK: 0.0 IP

2023: As a non-roster invitee, appeared in 10 Cactus League games for the Royals and went 0-1 with a 3.48 ERA (4 ER in 10.1 IP) and 11 K to just 3 BB ... 5 of 9 appearances with Omaha have been scoreless.

2022: Signed with the Yokohama DeNA BayStars of Nippon Professional Baseball (NPB) on December 8, 2021 and pitched in 32 games, going 1-3 with two saves, a 3.25 ERA (13 ER in 36.0 IP) and 56 strikeouts (10.3 K/9) between Japan's Central League (equivalent to Major League Baseball) and Eastern League (Japan's Minor Leagues).

2020-2021: Pitched 16 games in the Major Leagues between New York (AL) and Baltimore, with a 2-1 record and 14.40 ERA (24 ER in 15.0 IP) and 19 strikeouts ... pitched a scoreless ninth inning to finish the game his Major League debut on July 25 @ Baltimore.

4SFB (93-95), SPL, SL

CONSECUTIVE BATTERS RETIRED: 3 (4/27)

SCORELESS STREAK: 1.1 IP (4/25 to 4/27)

2023: Retired 6 straight to end his outing 4/11 @ Iowa, first 3 in next outing 4/22 vs. GWN ... all 4 games this year have been in relief, at least 2.0 IP each.

2022: Spent the majority of the season with Omaha, appearing in 27 games with the Storm Chasers but also made three starts with NW Arkansas (AAA) in a stint from 5/3-21 ... Made 15 starts with the Chasers, while making 12 relief appearances as well, with a season-high five straight starts between 6/19 and 7/13 ... 9 of his 11 relief appearances with Omaha were 2.0 innings or longer, including 4.0 scoreless frames on 7/22 vs. Iowa.

2021: Began the season with NW Arkansas (AA), promoted to Omaha on 6/15, where he pitched for the remainder of the season ... between the two levels, led all Royals Minor League pitchers with 24 starts and 112.2 IP, also led the Chasers in starts (17), 2nd on the team in IP (84.1) and 4th in K (84) ... ranked 4th in the system with 117 K.

4SFB (85-89), SL, CH

CONSECUTIVE BATTERS RETIRED: 1 (4/22)

SCORELESS STREAK: 4.1 IP (4/11 to 4/22)

2023: As a non-roster invitee, appeared in 6 Cactus League games for the Royals (2 starts) and went 0-1 with a 5.02 ERA (8 ER in 14.1 IP) ... pitched his first quality start of the season 4/18 vs. GWN (6.0 IP, 1 ER).

2022: Spent much of the season with the Los Angeles Angels, as he made 24 MLB appearances (3 starts) and went 1-1 with a 5.68 ERA ... Designated for Assignment on 5/26 and outrighted off the 40-man roster on 6/2 ... made eight starts for Salt Lake (AAA) before he returned to the Angels on 8/6, where he finished the season.

2021: For the second straight season, spent the entire year in the Major Leagues and pitched in a career-high 72 games for the Angels, tied for the 4th-most in the American League and 8th in MLB ... 88 of his career-high 90 strikeouts came in relief, and 7th among American League relievers.

4SFB (90-92), SL, CH, SNK, CB

CONSECUTIVE BATTERS RETIRED: 2 (4/23)

SCORELESS STREAK: 4.1 IP (4/23)

2023: As a non-roster invitee, appeared in 2 Cactus League games for the Royals and struck out 4 with a 16.20 ERA (3 ER in 1.2 IP).

2022: Spent the entire season with Omaha and was named Kansas City's Triple-A Pitcher of the Year with the Storm Chasers, going 5-4 with a team-high-tying 8 saves, a 3.61 ERA (25 ER in 62.1 IP) with 69 strikeouts to just 17 walks (4.06 K/BB) in a team-best 54 relief appearances ... threw the longest scoreless streak in MiLB, a stretch of 26.1 innings and 22 appearances from 5/19 to 7/26 in which he did not allow a run, holding opponents to a .183 average (17-for-93) with 34 strikeouts.

2021: Began the season with NW Arkansas (AA) and split the season between the Nationals and Omaha with 47 combined games pitched (1 start), the third-most appearances among Royals Minor League pitchers.

SNK (90-92), SL, CH, CUT

CONSECUTIVE BATTERS RETIRED: 1 (4/28)

SCORELESS STREAK: 1.2 IP (4/22 to 4/28)

2023: Appeared in 2 Cactus League games for the Royals and produced a 3.00 ERA (1 ER in 3.0 IP) and 1 K.

2022: Began the season with NW Arkansas (AA), made 10 starts before being assigned to Omaha on 6/3, where he finished the season, pitched in 17 games (15 starts) for Omaha) and went 3-8 with a 5.62 ERA (46 ER in 73.2 IP) ... before the Nationals, was named the Texas League Pitcher of the Week back-to-back, on 5/9 and 5/16, did not allow an earned run in 28.2 innings between 5/1 and 5/26 ... was the Texas League's May Pitcher of the Month right before getting called up to Triple-A.

2021: Split the season between Quad Cities (A+) and NW Arkansas (AA), with a break in between to pitch for Team USA at the 2021 WBSC Olympic Baseball Qualifiers ... named an MiLB.com Organization All-Star ... among qualified MiLB pitchers (96.0 IP), ranked 14th in WHIP, 14th in opponents' average (.198) and 16th in ERA (2.83).

SNK (87-91), CH, CB

CONSECUTIVE BATTERS RETIRED: 3 (4/28)

SCORELESS STREAK: 7.1 IP (4/22 to 4/28)

2023: Appeared in 6 Cactus League games for the Royals in his first MLB Spring Training and went 1-0 with a 4.50 ERA (3 ER in 6.0 IP) and 3 K ... has not allowed an earned run in 6 of his team-best 9 appearances.

2022: Split his first full season in the Twins organization between Wichita (AA) and St. Paul (AAA), earned Minnesota MiLB.com Organization All-Star honors as a relief pitcher ... posted a 1.57 ERA (11 ER in 63.0 IP) with 76 strikeouts against 25 walks (10.86 K/9 and 2.62 K/BB) across 50 games between the two levels, the best ERA in 2022 among all MiLB relievers that made 50+ appearances and threw a minimum of 60.0 IP.

2021: Began the season in the Cardinals organization, acquired by Minnesota via trade on July 30 ... split the year between Peoria (A+), Springfield (AA) and Wichita (AAA), combining to pitch in 39 games with a 3-1 record and 3.91 ERA (23 ER in 53.0 IP), striking out 69 with 35 walks ... originally drafted by St. Louis in the 16th Round in 2018.

SNK (89-92), CH, SL

CONSECUTIVE BATTERS RETIRED: 0

SCORELESS STREAK: 0.0 IP

2023: Appeared in 7 Cactus League games for the Royals and went 1-0 with a 3.52 ERA (3 ER in 7.2 IP) and 10 K to just 1 BB ... 4 of 7 appearances have been scoreless.

2022: Made the Opening Day Roster and his MLB Debut with Kansas City ... in his first season in the big leagues, started and ended the season with Kansas City ... pitched in 42 games over five stints with the Royals, going 4-2 with a 6.55 ERA (25 ER in 34.1 IP) ... began his career with 5 scoreless innings over 6 games, and pitched in 27 of KC's first 36 games during his first stint from Opening Day through 6/9 ... also appeared in 20 games with Omaha (AAA) with a 5-40 ERA (13 ER in 21.2 IP) and 12 scoreless outings.

2021: Split the season between NW Arkansas (AA) and Omaha, making a career-high 48 appearances with a career-high 64 strikeouts and 26 walks ... joined the Storm Chasers a week into the season, returned to NWA on June 6, transferred back to Triple-A on August 24 ... posted a 3.15 ERA in 25 Double-A outings before returning to Omaha.

SNK (94-95), SL

CONSECUTIVE BATTERS RETIRED: 0

SCORELESS STREAK: 0.2 IP (4/27)

2023: As a non-roster invitee, appeared in 8 Cactus League games for the Royals and went 2-0 with a 1.93 ERA (2 ER in 9.1 IP) and 15 K to 5 BB ... 2 of 6 outings have been scoreless, allowed runs in 5 straight appearances between 4/5 and 4/20.

2022: Began the season on Arizona's 40-man roster and opened the year with Amarillo (A+) and made 10 appearances before being promoted to Reno (AAA) ... DFA'd on June 26, and claimed by Kansas City on July 1, but optioned off the 40-man roster at completion of the deal ... in 47 appearances (1 start) across the three affiliates, went 3-2 with a 6.93 ERA (48 ER in 62.1 IP) ... made his Omaha debut 7/3 @ St. Paul and made 30 relief appearances with the Chasers, with 34 strikeouts in 35.2 innings (8.6 K/9).

2021: Split the season between Amarillo (A+) and Reno (AAA) ... appearing in 34 games (8 starts), combined to go 6-3 with one save, and a 4.60 ERA (40 ER in 78.1 IP), along with 88 strikeouts ... back-to-back Double-A Central Pitcher of the Week to open the season, with a career-best 17.2-inning scoreless streak from May 6 to 23.

CH, CB, 4SFB (90-93), SL

CONSECUTIVE BATTERS RETIRED: 2 (4/25)

SCORELESS STREAK: 1.1 IP (4/20 to 4/25)

2023: As a non-roster invitee, appeared in 7 Cactus League games for the Royals and produced a 2.25 ERA (2 ER in 8.0 IP) and 9 K ... 8 of 9 appearances with Omaha have been scoreless with 5 perfect appearances ... has retired 30 of 36 batters faced (83%).

2022: Pitched in 29 games for the St. Louis Cardinals and allowed just 1 run over his first 9 appearances (6.1 IP), but recorded a 7.50 ERA (10 ER in 12.0 IP) in May and a 6.75 ERA (8 ER in 10.2 IP) in June, before being DFA'd on July 2 and released on July 9 ... did not play professional baseball for the rest of the season.

2016-22: Over parts of seven seasons in the Major Leagues with Miami, Cleveland and St. Louis, pitched in 287 games (1 start) with a 3.96 ERA (123 ER in 300.1 IP) and 282 strikeouts ... has allowed only 27 of 130 inherited runners to score in his MLB career, and that rate of 20.8% ranks 5th in the majors since 2016 (min. 275 appearances).

4SFB (90-92), SL, CH, CUT

CONSECUTIVE BATTERS RETIRED: 12 (4/14 to 4/27)

SCORELESS STREAK: 7.2 IP (4/7 to 4/27)

CAREER HIGHS

IP	7.0	(3x) Last: 5/20/22 vs. Syracuse
K	9	5/30/18 vs. Lake County
BB	4	(6x) Last: 9/25/22 vs. SEATTLE
H	10	(2x) Last: 8/7/21 vs. Hartford
ER	8	(2x) Last: 6/10/18 @ Fort Wayne
NP	97	7/30/18 @ Dayton
IP	3.0	8/31/19 vs. Lansing
K	4	(4x) Last: 9/12/21 @ St. Paul
BB	4	4/10/23 @ TEXAS
H	5	7/4/21 @ Springfield
ER	6	4/10/23 @ TEXAS
NP	38	8/22/18 @ Great Lakes
IP	8.0	6/14/19 @ Columbia
K	10	7/23/19 vs. Potomac
BB	5	(2x) Last: 5/7/22 vs. Columbus
H	10	6/29/22 @ St. Paul
ER	5	(6x) Last: 8/2/22 vs. St. Paul
NP	119	6/14/19 @ Columbia
IP	5.0	(3x) Last: 9/2/18 vs. Potomac
K	8	4/26/19 vs. Greenville
BB	4	7/9/22 vs. Toledo
H	9	8/19/18 vs. Danville
ER	5	7/23/22 vs. Iowa
NP	72	(2x) Last: 9/2/18 vs. Potomac
IP	7.0	(4x) Last: 4/19/23 vs. Gwinnett
K	12	6/25/19 vs. Columbia
BB	6	(2x) Last: 5/25/22 @ ARIZONA
H	9	(3x) Last: 4/13/23 @ Iowa
ER	11	4/13/23 @ Iowa
NP	108	9/3/22 @ DETROIT
IP	8.0	(2x) Last: 8/24/19 @ Frisco
K	10	(2x) Last: 7/3/21 @ St. Paul
BB	5	(3x) Last: 5/31/22 vs. Indianapolis
H	11	(2x) Last: 6/14/22 @ Iowa
ER	9	6/14/22 @ Iowa
NP	107	6/8/19 vs. Fayetteville
IP	3.1	8/1/18 vs. Aberdeen
K	6	8/8/18 vs. Lowell
BB	5	9/12/21 vs. Rochester
H	5	7/2/18 vs. Brooklyn
ER	5	(2x) Last: 9/6/21 vs. TORONTO
NP	53	8/8/18 vs. Lowell
IP	7.1	7/7/22 vs. Toledo
K	12	(2x) Last: 8/1/18 @ Pulaski
BB	6	5/10/22 vs. Wichita
H	10	7/13/21 @ Indianapolis
ER	8	(3x) Last: 9/11/22 vs. Indianapolis
NP	104	7/30/19 vs. Fayetteville
IP	9.0	5/2/15 @ Arkansas
K	10	(2x) Last: 6/3/17 vs. Omaha
BB	4	(5x) Last: 5/1/17 vs. Round Rock
H	11	5/5/15 @ Jupiter
ER	9	7/24/16 vs. LOS ANGELES (NL)
NP	102	(2x) Last: 6/3/17 vs. Omaha
IP	5.0	6/23/19 vs. Greenville
K	6	7/16/19 @ Rome
BB	3	(2x) Last: 6/13/21 @ Frisco
H	5	(5x) Last: 4/8/23 vs. Toledo
ER	8	9/11/21 @ St. Paul
NP	60	6/23/19 vs. Greenville
IP	7.0	(4x) Last: 5/13/22 vs. Wichita
K	9	(3x) Last: 5/13/22 vs. Wichita
BB	6	6/22/22 vs. Columbus
H	7	(4x) Last: 9/1/22 @ St. Paul
ER	7	9/1/22 @ St. Paul
NP	100	(2x) Last: 7/8/22 vs. Toledo
IP	3.0	(5x) Last: 6/18/21 @ Wichita
K	5	(4x) Last: 8/20/21 @ Springfield
BB	3	(3x) Last: 7/22/22 @ Indianapolis
H	5	(3x) Last: 8/12/21 @ Tulsa
ER	4	8/12/21 @ Tulsa
NP	55	8/20/21 @ Springfield
IP	6.0	4/8/18 vs. Charleston
K	5	(2x) Last: 6/30/21 @ Springfield
BB	3	(2x) Last: 8/7/22 vs. St. Paul
H	11	9/18/21 @ Greenville
ER	7	5/14/21 @ Columbus
NP	90	4/13/18 @ Augusta
IP	6.0	(10x) Last: 5/18/21 vs. Midland
K	8	(2x) Last: 5/18/21 vs. Midland
BB	4	(2x) Last: 7/9/21 vs. Las Vegas
H	11	9/1/19 @ Modesto
ER	7	(2x) Last: 5/29/21 @ Corpus Christi
NP	92	6/10/21 vs. Corpus Christi
IP	3.0	(4x) 4/13/17 vs. NEW YORK (NL)
K	5	4/20/13 vs. Charlotte
BB	3	(2x) Last: 9/20/21 vs. KANSAS CITY
H	5	2/20/14 vs. Pensacola
ER	5	7/23/21 vs. TAMPA BAY
NP	48	(2x) Last: 5/16/17 vs. HOUSTON

OMAHA RELIEVERS			ENTRANCE SITUATION			INNING ENTERING THE GAME											INHERITED RUNNERS			1-2-3 INNINGS		
PITCHER	LAST OMA APPEARANCE (IP)		LEAD	TRAIL	TIED	1	2	3	4	5	6	7	8	9	10+		BR INHER.	BR SCORE	% SCORE	TOTAL	POSSIBLE	% 1-2-3
30 Cox, Austin	THU 4/6 vs. Toledo (2.1 IP)		-	-	1	-	-	1	-	-	-	-	-	-	-		3	3	100.0%	0	2	0.0%
24 Dye, Josh	FRI 4/28 @ Nashville (0.2 IP, L)		-	2	1	-	-	1	-	-	-	1	-	1	-		1	1	100.0%	1	3	33.3%
37 Kowar, Jackson	FRI 4/28 @ Nashville (1.0 IP)		3	4	-	-	-	-	-	2	3	1	1	-	-		2	1	50.0%	0	10	0.0%
58 Kriske, Brooks	THU 4/27 @ Nashville (1.0 IP)		2	7	-	-	-	-	-	2	1	3	2	1	-		1	1	100.0%	1	9	11.1%
46 Martinez, Marcelo	SAT 4/22 vs. Gwinnett (2.0 IP)		1	3	-	-	-	1	1	-	-	2	-	-	-		3	2	66.7%	3	7	42.9%
41 Núñez, Andrés	FRI 4/28 @ Nashville (1.0 IP)		2	6	1	-	-	-	-	2	5	1	1	-	-		2	1	50.0%	3	7	42.9%
53 Parrish, Drew	SAT 4/1 @ Indianapolis (3.0 IP)		1	-	-	-	-	-	1	-	-	-	-	-	-		-	-	-	2	3	66.7%
47 Sisk, Evan	WED 4/26 @ Nashville (0.2 IP)		3	6	1	-	-	-	-	-	2	3	3	2	-		4	3	75.0%	1	7	14.3%
43 Snider, Collin	THU 4/27 @ Nashville (0.2 IP)		3	3	1	-	-	-	-	-	-	-	7	-	-		1	1	100.0%	2	6	33.3%
44 Weiss, Ryan	TUE 4/25 @ Nashville (1.0 IP)		3	4	-	-	-	-	-	-	-	2	3	2	-		-	-	-	0	6	0.0%
62 Wittgren, Nick	THU 4/27 @ Nashville (1.1 IP)		7	2	-	-	-	-	-	1	1	1	3	3	-		5	0	0.0%	6	10	60.0%
Staumont, Josh	WED 4/12 @ Iowa (1.0 IP)		2	2	-	-	-	-	-	-	-	-	-	4	-		-	-	-	1	4	25.0%
Taylor, Josh	WED 4/12 @ Iowa (1.0 IP)		3	2	-	-	-	-	-	-	1	2	1	1	-		2	2	100.0%	1	5	20.0%
			-	-	-	-	-	-	-	-	-	-	-	-	-		-	-	-	-	-	-
			30	41	5	0	0	3	2	7	13	16	21	14	0		24	15	62.5%	21	79	26.6%

OMAHA STARTING PITCHER SPLITS						1st PITCH STRIKES			1-2-3 INNINGS			OMAHA STARTERS VS. RELIEVERS		
PITCHER	GS	W-L	TEAM W-L	R SUPPORT	SUPPORT/START	FPS	TBF	% FPS	TOTAL	POSSIBLE	% 1-2-3	STARTERS	RELIEVERS	
21 Mayers, Mike	5	4-1	2-3	5	1.00	59	104	56.7%	5	22	22.7%	3-9	W-L	6-5
60 Heasley, Jonathan	5	1-3	2-3	15	3.00	71	118	60.2%	6	25	24.0%	5.81	ERA	5.55
50 Castillo, Max	4	0-4	0-4	5	1.25	60	90	66.7%	4	18	22.2%	105.1	INNINGS	97.1
31 Cox, Austin	4	1-1	3-1	11	2.75	39	69	56.5%	8	18	44.4%	113 (17)	HITS (HR)	114 (12)
53 Parrish, Drew	4	0-0	2-2	15	3.75	37	64	57.8%	7	18	38.9%	74 (68)	R (ER)	69 (60)
37 Kowar, Jackson	1	0-1	0-1	1	5.00	9	14	64.3%	0	2	0.0%	47	BB	48
	23			52	2.26	275	459	59.9%	30	103	29.1%	85	K	104
												1.52	WHIP	1.65
												.276	AVG	.292

OMAHA STARTING PITCHER/CATCHER MATCHUPS																																							
PITCHER	FREDDY FERMIN							LOGAN PORTER							JAKSON REETZ							TOTALS																	
	GS	W-L	ERA	IP	ER	BB	SO	GS	W-L	ERA	IP	ER	BB	SO	GS	W-L	ERA	IP	ER	BB	SO	GS	W-L	ERA	IP	ER	BB	SO	GS	W-L	ERA	IP	ER	BB	SO				
21 Mayers, Mike	3	0-1	10.50	12.0	14	6	9	-							2	1-0	3.60	10.0	4	3	10	-							5	1-1	7.36	22.0	18	9	19				
60 Heasley, Jonathan	3	1-1	11.68	12.1	16	8	11	2	0-2	6.75	13.1	10	1	9	-							-							5	1-3	9.12	25.2	26	9	20				
50 Castillo, Max	2	0-2	7.71	9.1	8	5	4	2	0-2	4.66	9.2	6	2	2	-							-							4	0-4	6.16	19.0	13	7	6				
31 Cox, Austin	-							2	0-0	2.57	7.0	2	3	10	2	1-0	0.82	11.0	1	6	9	-							4	1-0	1.50	18.0	3	9	19				
53 Parrish, Drew	2	0-0	3.86	7.0	3	3	11	2	0-0	0.82	11.0	1	6	7	-							-							4	0-0	2.00	18.0	4	9	18				
37 Kowar, Jackson	1	0-1	13.50	2.2	4	4	3	-							-							-							1	0-1	13.50	2.2	4	4	3				
Relievers	-	4-1	5.15	50.2	29	27	53	-	2-2	6.59	28.2	23	12	31	-	0-2	5.00	18.0	10	9	20	-	-								-	6-5	5.55	97.1	60	48	104		
TOTALS	11	5-6	7.09	94.0	74	53	91	8	2-6	5.04	69.2	39	24	59	4	2-2	3.46	39.0	15	18	39	-							23	9-14	5.68	202.2	128	95	189				
	CS/ATT	3/9		PCT	33.3%									CS/ATT	2/15		PCT	13.33%									CS/ATT	/		PCT	0.0%								

OMAHA CATCHER PITCHING STATS																									
CATCHERS		W	L	ERA	GS	SV	IP	H	R	ER	HR	HB	BB	IBB	SO	WHIP	AVG	WP	GDP	TBF	SB	CS	ATT	%CS	PB
4	Freddy Fermin	5	6	7.09	11	2	94.0	110	79	74	16	7	53	1	91	1.73	.291	6	8	446	6	3	9	33.33%	2
14	Logan Porter	2	6	5.04	8	0	69.2	75	43	39	11	6	24	0	59	1.42	.280	0	12	301	13	2	15	13.33%	1
25	Jakson Reetz	2	2	3.46	4	2	39.0	42	21	15	2	3	18	0	39	1.54	.271	7	6	178	6	0	6	0.0%	0

AUTOMATIC BALLS CALLED ON OMAHA PITCHERS (8)

DATE	PITCHER (# IN '23)	INNING	UMPIRE	COUNT AT CALL	BATTER RESULT (COUNT)
1. April 4 vs. Toledo	Marcelo Martinez (1)	▲ 7	Dane Poncsak	0-0	Strikeout Swinging (1-2)
2. April 7 vs. Toledo	Ryan Weiss (1)	▲ 9	Matt Bates	1-0	Walk (3-0)
3. April 9 vs. Toledo	Max Castillo (1)	▲ 3	Cody Oakes	0-0	Strikeout Swinging (3-2)
4. April 18 vs. Gwinnett	Mike Mayers (1)	▲ 5	Takahito Matsuda	0-0	Flyout, F7 (1-0)
5. April 20 vs. Gwinnett	Max Castillo (2)	▲ 4	Ben Phillips	0-0	Walk (3-1)
6. April 22 vs. Gwinnett	Drew Parrish (1)	▲ 5	Jose Navas	0-0	Walk (3-1)
7. April 23 vs. Gwinnett	Evan Sisk (1)	▲ 7	Ben Phillips	0-0	Lineout (1-1)
8. April 27 @ Nashville	Austin Cox (1)	▼ 3	Mark Bass	1-2	Strikeout Swinging (2-2)
9.					
10.					

FASTEST STORM CHASERS PITCHES

MPH	PITCHER	DATE	INNING	BATTER	PITCH TYPE	RPM	COUNT	RESULT
1. 99.3	Jackson Kowar	4/18 vs. Gwinnett	▲ 7	Justin Dean	4-seam FB	2,193	2-2	Called Ball
2. 99.1	Josh Staumont	4/9 vs. Toledo	▲ 9	Jermaine Palacios	Sinker	2,300	2-2	Strikeout
3. 99.0	Jackson Kowar	4/18 vs. Gwinnett	▲ 7	Justin Dean	4-seam FB	2,150	3-2	Walk
4. 98.9	Josh Staumont	4/6 vs. Toledo	▲ 9	Jermaine Palacios	Sinker	2,402	3-2	Foul Ball
5. 98.8	Josh Staumont	4/9 vs. Toledo	▲ 9	Michael Papierski	4-seam FB	2,253	0-2	Called Ball
6. 98.4	Jackson Kowar	4/26 @ Nashville	▼ 7	Eddy Alvarez	4-seam FB	2,154	1-1	Swinging Strike
7. 98.3	Jackson Kowar	4/26 @ Nashville	▼ 7	Eddy Alvarez	4-seam FB	2,046	1-2	Called Ball
8. 98.1	Jackson Kowar	4/28 @ Nashville	▼ 8	Keston Hiura	4-seam FB	2,093	3-2	Foul Ball
98.1	Josh Staumont	4/9 vs. Toledo	▲ 9	Jermaine Palacios	Sinker	2,241	0-0	Called Ball
98.1	Josh Staumont	4/9 vs. Toledo	▲ 9	Michael Papierski	Sinker	2,327	0-0	Swinging Strike

PLAYER

19 CJ
ALEXANDER

INFIELD/OUTFIELD • L/L • 6'3" • 215 • 7/16/1996 (26)
Traded from Atlanta — 7/11/2022
Born: Merrillville, Indiana • Resides: Surprise, Arizona

16 DAIRON
BLANCO

OUTFIELDER • R/R • 6'0" • 200 • 4/26/1993 (29)
Traded from Oakland — 7/27/2019
Born: Florida, Cuba • Resides: Miami, Florida

3 TUCKER
BRADLEY

OUTFIELDER • L/L • 6'0" • 195 • 5/6/1998 (24)
Signed 6/23/2020 as an Undrafted Free Agent (Georgia)
Born/Resides: Chickamauga, Georgia

17 ANGELO
CASTELLANO

INFIELDER • R/R • 6'0" • 165 • 1/13/1995 (28)
Signed 7/16/2011 as an International Free Agent
Born/Resides: San Diego, Venezuela

26 NATE
EATON

OUTFIELDER • R/R • 5'11" • 200 • 12/22/1996 (26)
2018 MLB Draft — Round 21 (VMI)
Born/Resides: Chester, Virginia

4 FREDDY
FERMIN

CATCHER • R/R • 5'10" • 200 • 5/15/1995 (27)
Signed 7/25/2015 as an International Free Agent
Born/Resides: Puerto Ordaz, Venezuela

11 MAIKEL
GARCIA

INFIELDER • R/R • 6'0" • 185 • 3/3/2000 (23)
Signed 7/27/2016 as an International Free Agent
Born/Resides: La Sabana, Venezuela

28 TYLER
GENTRY

OUTFIELDER • R/R • 6'2" • 215 • 2/1/1999 (24)
2020 MLB Draft — Round 3 (Alabama)
Born: Memphis, Tenn. • Resides: Arlington, Tenn.

18 BREWER
HICKLEN

OUTFIELDER • R/R • 6'2" • 220 • 2/9/1996 (27)
2017 MLB Draft — Round 7 (Alabama at Birmingham)
Born/Resides: Huntsville, Alabama

13 NICK
LOFTIN

INFIELD/OUTFIELD • R/R • 6'1" • 200 • 10/6/1995 (26)
2020 MLB Draft — Round 1/32nd Overall (Baylor)
Born: Corpus Christi, Texas • Resides: Surprise, Ariz.

14 LOGAN
PORTER

CATCHER/INFIELD • R/R • 6'0" • 200 • 7/12/1995 (27)
Signed 6/21/2018 as an Undrafted Free Agent (Dixie State)
Born: Phoenix, Texas • Resides: Surprise, Ariz.

25 JAKSON
REETZ

CATCHER • R/R • 6'0" • 215 • 1/3/1996 (27)
Signed 12/12/2022 as a Minor League Free Agent
Born: Hickman, Neb. • Resides: Elkhorn, Neb.

0 SAMAD
TAYLOR

INFIELD/OUTFIELD • R/R • 5'10" • 160 • 7/11/1998 (24)
Traded from Toronto — 8/2/2022
Born: Corona, Calif. • Resides: Sioux Falls, S.D.

QUICK NOTES

- 2023: Appeared in 17 Cactus League games for the Royals and slashed .391/.462/.783 (9-for-32) with 4 XBH (2 HR) and 6 RBI ... has made first 4 starts of his career in RF this season, 4 of his 5 career starts in the OF ... leads the Storm Chasers with 10 XBH
- 2022: Began year with Mississippi Braves (AA) in the Southern League, traded with 2 players to KC from Atlanta on 7/11, assigned to NW Arkansas ... in 114 total games, tied 6th in Double-A in RBI (87), tied 10th in HR (25) ... set career highs in games played, 2B (18), HR, RBI, and SB (19) ... Double-A leader in Avg. in RBI (29), tied 1st in league in HR (8)
- 2018-21: Played 182 games in the Braves' system, between R, A, + and AA ... slashed .229/.310/.374 (144-for-628) with 14 HR and 66 RBI ... began and ended 2019 in Double-A with Mississippi, spent July in High-A with the Florida Fire Frogs ... played 87 games in Double-A with league-champion Mississippi in 2021.
- MISC: Brother Blaze is prospect in the Diamondbacks system, a 2022 Texas League Postseason All-Star with Amarillo, added to the D-backs' 40-man roster in November 2022.

HIT STREAK:

- 2023: As a non-roster invitee, appeared in 16 Cactus League games for the Royals and slashed .310/.412/.724 (9-for-29) with 6 XBH (3 2B, 3 HR) and 5 RBI ... went 7-for-14 @ Indy last weekend with 6 1B and 1 HR ... tied 1st in league with 12 steals, adding 3 on Sunday vs. GWN ... 12-for-13 in steal attempts.
- 2022: Played in 107 games for Omaha (AAA) but also appeared in five games with Kansas City from May 19 to June 3 ... slashed .301/.367/.486 (110-for-366) for Omaha and led the team in batting average while stealing a career-high 45 bases in Triple-A, a Storm Chasers single-season record ... made his MLB debut May 20 vs. Minnesota, went 2-for-7 over five games ... in September, slashed .436/.480/.649 (41-for-94) with 12 XBH (7 2B, 3 3B, 3 HR), 23 RBI and 11 SB, led the league in AVG, OBP and hits in the last month.
- 2021: Split the season between NW Arkansas (AA) and Omaha (AAA), slashing a combined .277/.350/.441 (117-for-422) across 117 games with a career-best 41 stolen bases, while hitting 14 home runs and driving in 53 runs ... his 41 steals ranked 12th in MLB and second in the Royals organization, behind Tyler Tolbert (55).

HIT STREAK:

Ranked by MLB Pipeline as the No. 28 Royals prospect.

- 2023: Appeared in 18 Cactus League games for the Royals and slashed .273/.346/.545 (6-for-22) with 2 HR and 6 RBI ... hit first Triple-A HR in 6th inning on 4/12 @ IOW, 2-run HR ... hit pinch-hit 2-run 2B in win on 4/14 and had 3 RBI off the bench in comeback win.
- 2022: Spent the entire season with NW Arkansas (AA) and reached base in 90 of 109 games (82.57%), reached base multiple times in team-best 56 games ... 1st on team with 33 multi-hit games ... 2 of 12 home runs this season were grand slams, on 4/23 @ Frisco and 5/12 vs. Wichita, both in 5th inning, first two of his pro career ... reached base at least twice in seven straight games from 7/26 to 8/2 ... homered in three straight games, 8/30 vs. Frisco, 8/30 vs. Frisco and 9/2 ... season-high 12-game on-base streak from 6/24 to 7/9.
- 2021: Began his professional career splitting the year between Columbia (A) and Quad Cities (A+), .380 OBP ranked fourth among qualified Royals Minor Leaguers.

HIT STREAK:

- 2023: Appeared in 12 Cactus League games for the Royals and went 1-for-12 (.083) with 1 RBI and 1 BB ... hits in 8 of 12 games, reached base in his first 9 games of the season ... has started at SS 8 games in a row, 4/18 to 4/26 and 9 of last 10.
- 2022: In his 11th year as a member of the Royals' organization, began the year with Omaha, but assigned to NW Arkansas (AA) on 8/9 and finished the season with the Royals ... over 59 games with the Storm Chasers, slashed .218/.318/.316 (38-for-174) while playing six different positions (1B, 2B, 3B, SS, LF & RF) ... made at least 10 starts at each SS (150.2 innings), 3B (121.0 innings) and 1B (115.0 innings) ... snapped 0-for-27 stretch with Nationals on 8/21 vs. San Antonio ... 15-for-67 over last 20 games after hitless streak ended ... played 800th MLB game (all in Royals system) on 9/15 vs. Frisco, entered as defensive replacement.
- 2011-2023: Has played 803 games in the Royals' minor league system, slashing .232/.311/.312 (606-for-2610), with 29 HR and 271 RBI ... 2013 Dominican Royals Player of the Year ... 143 games with Omaha between 2021 and 2023, hitting .226 over 80 games in 2021 after an early-season promotion from Double-A.

HIT STREAK:

- 2023: Made his first Opening Day roster this season with Kansas City ... in 12 games, went 1-for-25 with 13 strikeouts, optioned to Omaha 4/24 ... threw a scoreless inning 4/10 @ TEX, allowed 2 hits and struck out 1, fastball sat 91-95 ... hits in first 2 AB's with OMA, HR in first AB — solo HR in 2nd inning 4/27 @ NAS.
- 2022: Split time in the Minor Leagues between NW Arkansas (AA) and Omaha (AAA) but also appeared in 44 games with Kansas City over three separate stints with the Royals: 7/14-17, 8/4-22 and 9/1 through the end of the regular season ... opened the year in Double-A and made his MLB debut July 14 ... led the majors with a 98.1 mph arm strength ... for the second straight year, saw time at five positions in the Minors (SS, 3B, LF, CF and RF), played in the OF for 27 of his first 29 games, then played 3B for 12 of his last 15 games.
- 2021: Began the season with Quad Cities (A+) and played 70 games for the River Bandits, led the team in stolen bases (23) and played in the Arizona Fall League.

HIT STREAK:

- 2023: Opened the season 0-for-19 to begin the regular season, has gone 12-for-22 since (.545), including a stretch of hits in 8 straight plate appearances between 4/8 and 4/13 ... recalled by Kansas City 4/21, optioned 4/28 and played in 3 games, went 1-for-7 for Royals, first MLB hit 4/23 @ LAA.
- 2022: Played in 87 games Omaha and slashed .270/.365/.480 (80-for-296) but also appeared in three games with Kansas City between July 14 and 17 for the team's series in Toronto ... reached base in a career-best 33 straight games between 8/3 and 9/15, 2nd longest on-base streak of the season for Omaha ... added to Kansas City's 40-man roster on November 5, 2022 ... named Rookie of the Year and MVP of Venezuelan Winter League, slashed .404/.482/.566 (67-for-166) with Caracas.
- 2021: Began the season with Omaha before joining NW Arkansas (AA) on May 25, where he remained for the rest of the season ... in July, slashed .408/.481/.761 with 6 HR and 24 RBI, his 1,241 OBP in July led the league, ahead of Player of the Month and teammate Mi Melendez's 1,152.

HIT STREAK:

- Ranked by MLB Pipeline as the No. 3 Royals prospect ... Ranked by Baseball America as the No. 6 Royals prospect
- 2023: Appeared in 14 Cactus League games for the Royals and slashed .324/.343/.471 (11-for-34) with 3 XBH (1 HR) and 6 RBI, with 8 starts at SS and 2 in CF ... opened the season 6-for-14 @ Indy with 8 RBI in 3 games ... drove in runs in 7 of his first 8 games this year, but just 3 of his last 14 played.
- 2022: Began season in NW Arkansas (AA), made MLB debut on 7/15 @ Toronto, ended season in Jamaica (AA) ... produced 3 Nationals-best 14-game hitting streak from 4/27 to 5/12, hit .397, .970 OPS ... ranked 8th in Texas League with 27 steals, 39 total in 2022 when including Omaha games ... recalled by KC 7/14 for series @ Toronto, went 0-for-1 and appeared in game on 7/15, then optioned to NW Arkansas on 7/18, recalled to KC on 7/28, optioned to Omaha 8/4, recalled on 8/15, optioned 8/18 ... played in 40 Triple-A games.
- 2021: Split season between 47 (A), and Quad Cities (A+), slashed .291/.380/.405 (120-for-480) between the two levels ... added to KC 40-man roster on 11/19/21.

HIT STREAK:

- Ranked by MLB Pipeline as the No. 8 Royals prospect ... Ranked by Baseball America as the No. 7 Royals prospect
- 2023: As a non-roster invitee, appeared in 17 Cactus League games for the Royals and slashed .188/.333/.344 (6-for-32) with 3 XBH (1 HR) and 2 RBI ... has reached base in 19 of 21 games so far this season ... hit first Triple-A HR in 6th inning on 4/5 vs. TOL, 3-run HR ... 2-for-19 (.105) last week with 6 BB & 7 K.
- 2022: Began season in Quad Cities (A+), assigned to NW Arkansas 6/14, named Nationals Player of the Year ... ranked 8th in MLB in batting average (.326) ... Royals org leader in AVG (.326), SLG (.542) and OPS (.964), 2nd in OBP (.422) ... drove in at least one run in 36 of 73 games since joining the Nationals, reached base in 64 of 73 games (87.6%) ... Texas League POTW week of 6/27 - 7/3, hit .435 (10-for-23) with 6 XBH (2 2B, 4 HR), 11 RBI, 1.543 OPS ... reached in 28 straight games, 7/30 to 9/3, with .485 OBP.
- 2021: Spent his first pro season in Quad Cities (A+), played everyday for the first two months of the season ... placed on the 7-Day injured list on 7/14 and then the 60-Day IL 8/2.

HIT STREAK:

- 2023: Began the season on the 7-Day Injured list (right elbow strain) ... activated 4/25 and came off the bench to play CF @ NAS, made first start 4/26.
- 2022: Played in 130 games for Omaha (AAA) and was named the Royals Triple-A Player of the Year but also appeared in six games with Kansas City over two separate stints with the Royals: May 26-30 and July 14-17 ... contract was selected by KC May 26 and made his major league debut that night in Minnesota, starting in CF ... reached base in 34 straight games between 7/26 and 9/2 ... set career highs in 2B (30), HR (28), RBI (85) and R (85) ... finished just two homers shy of a 30/30/30 season (HR/SB/2B).
- 2021: Spent the entire season with Northwest Arkansas (AA), his third consecutive year playing under Scott Thorman and third straight Minor League Championship ... led all Double-A hitters with 40 steals, tied for 13th in all of the Minors ... reached base in 41 of his last 47 games played and homered twice in the Double-A Central Championship Series.

HIT STREAK:

- Ranked by MLB Pipeline as the No. 4 Royals prospect ... Ranked by Baseball America as the No. 8 Royals prospect
- 2023: As a non-roster invitee, appeared in 19 Cactus League games for the Royals and slashed .156/.206/.438 (5-for-32) with 5 XBH (3 2B, 2 HR) and 6 RBI ... went 8-for-17 in series vs. Iowa (4/11-4/14), with 4 XBH and 7 RBI in 4 games ... 3-for-23 (.130) last week vs. GWN with 6 strikeouts, 2 hits on Sunday.
- 2022: Began the season in NW Arkansas (AA) and reached in 76 of 88 games, had hits in 7 of 68 games ... tied club record with 3 doubles on 5/4 @ Springfield and had the first four-hit game of the season 7/15 @ Corpus Christi, went 4-for-5 with two doubles and career-best 11th HR of the year ... played at least 3 games at 5 positions with the Nationals (2B, 3B, SS, LF, CF) ... called up to Omaha on 8/9 and played 38 games for the Storm Chasers, slashed .216/.280/.359 (33-for-153) with 5 HR and 19 RBI.
- 2021: Spent his first pro season with Quad Cities (A+) and slashed .289/.374/.464 (103-for-356) across 90 games, named an MLB.com Organization All-Star at third base ... won the High-A East Central batting title with a .289 average ... hit for the cycle on 8/1, going 5-for-6 at the plate with a walk-off homer in the ninth to complete the cycle.

HIT STREAK:

- 2023: As a non-roster invitee, appeared in 18 Cactus League games for the Royals and slashed .348/.444/.435 (8-for-23) with 2 2B, 4 RBI and 3 BB ... hit 3rd two-homer game of career on 4/5 vs. Toledo, solo shots in 6th and 8th innings ... 5 HR in 15 games played this season, hits in first 7 games played, reached base in his first 11 games this season and 12 of 15 this year ... 0-for-1 on ABE challenges as a catcher.
- 2022: Began the season in NW Arkansas (AA) and reached in 66 of 77 games, reached multiple times in 49 games ... assigned to Omaha (AAA) on 8/9 and finished season with Storm Chasers, appeared in 35 games (33 at 1B) and hit .301 (34-for-113) with 3 HR and 17 RBI ... combining numbers between Nationals and Chasers, ranked 3RD in MLB in ON-BASE PERCENTAGE (.442) ... combining his AA & AAA numbers, was the Royals system leader in OBP (.442), 2nd in OPS (.918), 3rd in batting average (.301)
- 2021: Spent the season with Quad Cities (A+) and slashed .247/.368/.451 (62-for-257) in 77 games ... named a High-A Central post-season All-Star at catcher.
- MISC: Grew up down the street from Surprise Stadium, was a dabbler for the AZL Royals the summer of 2011 while in high school, also caught bullpens for the team.

HIT STREAK:

- 2023: As a non-roster invitee, appeared in 12 Cactus League games for the Royals and slashed .227/.320/.455 (5-for-22) with 2 2B, 1 HR and 6 RBI ... hit his first professional grand slam in 5th inning on 4/1 @ IND.
- 2022: Signed with Milwaukee in December 2021 and after beginning the year with Biloxi (AA), earned a mid-July promotion to Nashville (AAA) and ended the year with Omaha (AAA) ... across the three teams, slashed .264/.359/.575 (97-for-364) over 104 games, with 30 HR and 82 RBI ... 25 HR in the Brewers system led all hitters in the organization ... despite playing just 62 games with the Shuckers, named the Double-A Southern League's Most Valuable Player and the league's Postseason All-Star at catcher.
- 2014-2021 Over 7 Minor League seasons, played 472 games in the Washington Nationals organization and made his MLB debut with the Nationals in July 2021 ... in 2019, was named a Carolina League midseason All-Star and MLB Organizational All-Star for the Nationals ... named a Baseball America Rookie All-Star in 2014, playing for the GCL Nationals.

HIT STREAK:

- 2023: 2 Games (4/23 to 4/27), .333 (2-for-6), 2 2B
- Ranked by MLB Pipeline as the No. 21 Royals prospect ... Ranked by Baseball America as the No. 24 Royals prospect
- 2023: Appeared in 13 Cactus League games for the Royals and slashed .360/.417/.760 (9-for-25) with 5 XBH and 7 RBI ... opened the regular season with four (4) straight 2-hit games, has 10 multi-hit games of 22 games played this season ... has hit 1st in order in all 22 games he's played (of Omaha's 23), a .342 hitter (13-for-38) with .444 OBP leading off innings ... tied 5th in the league with 30 hits & 3rd with 11 steals.
- 2022: Began the season in the Blue Jays organization with Buffalo (AAA) and appeared in 70 games before being acquired by Kansas City at the 2022 Trade Deadline with RHP Max Castillo in exchange for Whit Merrifield, but did not play the rest of the season due to a preexisting injury (left oblique strain) ... assigned to the Surprise Saguaros in the Arizona Fall League after the conclusion of the Minor League season, appeared in 21 games and tied 4th in the league with 9 SB ... added to KC 40-man roster on 11/10/22.
- 2021: Spent the entire season with New Hampshire (AA) and was named an MLB.com Organization All-Star in the outfield for Toronto ... traded from CLE to TOR on 7/31/2017.

HIT STREAK:

- ON-BASE BASE STREAK: 5 Games (4/22 to 4/28), .267 (4-for-15), 2 BB

ON-BASE BASE STREAK:

- ON-BASE BASE STREAK: 2 Games (4/27 to 4/28), .286 (2-for-7), 1 BB

ON-BASE BASE STREAK:

- ON-BASE BASE STREAK: 7 Games (4/7 to 4/20), .500 (12-for-24), 3 BB

ON-BASE BASE STREAK:

- ON-BASE BASE STREAK: 4 Games (4/23 to 4/27), .333 (5-for-15), 1 HBP

ON-BASE BASE STREAK:

- ON-BASE BASE STREAK: 2 Games (4/23 to 4/27), .333 (2-for-6), 1 BB, 1 HBP

CAREER HIGHS

H	3	(17x) Last: 4/8/23 vs. Toledo
R	4	8/17/22 vs. San Antonio
HR	2	(5x) Last: 8/11/22 @ Arkansas
RBI	6	(2x) Last: 8/5/22 vs. Tulsa
BB	3	(2x) Last: 7/2/18 vs. Bristol
SB	2	(2x) Last: 5/26/22 @ Pensacola
H	5	(2x) Last: 9/15/22 @ Columbus
R	3	(11x) Last: 9/15/22 @ Columbus
HR	2	5/23/19 @ Amarillo
RBI	4	(4x) Last: 9/15/22 @ Columbus
BB	3	(3x) Last: 8/29/21 @ Iowa
SB	3	(2x) Last: 4/23/23 vs. Gwinnett
H	3	(17x) Last: 3/31/23 @ Indianapolis
R	3	(5x) Last: 9/2/22 @ Tulsa
HR	2	8/10/21 vs. Beloit
RBI	5	6/24/21 @ Beloit
BB	3	(3x) Last: 9/3/22 @ Tulsa
SB	3	7/9/22 vs. Tulsa
H	4	(5x) Last: 8/18/17 vs. Asheville
R	4	6/26/16 @ Grand Junction
HR	2	7/19/19 @ Amarillo
RBI	5	7/17/22 @ Rochester
BB	3	(4x) Last: 8/2/17 vs. West Virginia
SB	2	7/13/16 vs. Helena
H	4	(8x) Last: 9/3/22 @ DETROIT
R	3	(19x) Last: 8/7/22 vs. BOSTON
HR	2	(2x) Last: 7/10/22 vs. Toledo
RBI	4	(6x) Last: 6/22/22 vs. Columbus
BB	4	7/29/18 @ Ogden
SB	3	5/14/21 vs. Cedar Rapids
H	4	(4x) Last: 4/11/23 @ Iowa
R	3	(9x) Last: 4/8/23 vs. Toledo
HR	2	(4x) Last: 4/8/23 vs. Toledo
RBI	6	(2x) Last: 4/8/23 vs. Toledo
BB	3	(2x) Last: 6/29/22 @ St. Paul
SB	1	(7x) Last: 8/6/22 vs. St. Paul
H	4	(5x) Last: 9/15/22 @ Columbus
R	3	(3x) Last: 9/15/22 @ Columbus
HR	1	(16x) Last: 9/24/22 vs. Iowa
RBI	4	(2x) Last: 8/28/22 vs. Scranton/WB
BB	3	(6x) Last: 4/6/23 vs. Toledo
SB	3	(6/20/19 @ Bristol
H	4	7/6/22 vs. Tulsa
R	4	(2x) Last: 7/17/22 @ Corpus Christi
HR	2	(2x) Last: 8/29/22 @ Amarillo
RBI	6	6/2/21 vs. Beloit
BB	3	(6x) Last: 4/20/23 @ Gwinnett
SB	1	(16x) Last: 4/14/23 @ Iowa
H	4	(4x) Last: 5/25/22 @ Louisville
R	4	8/21/19 vs. Salem
HR	3	8/22/19 vs. Salem
RBI	5	(2x) Last: 8/24/21 vs. Springfield
BB	3	(3x) Last: 6/20/19 vs. Frederick
SB	3	(5x) Last: 4/22/22 @ Memphis
H	5	8/1/21 vs. South Bend
R	4	(2x) Last: 7/15/22 @ Corpus Christi
HR	1	(29x) Last: 4/6/23 vs. Toledo
RBI	5	4/22/22 @ Frisco
BB	3	(4x) Last: 8/5/22 vs. Tulsa
SB	2	(2x) Last: 6/10/22 @ Tulsa
H	4	8/6/19 @ Johnson City
R	3	(4x) Last: 8/1/21 vs. South Bend
HR	2	(3x) Last: 4/5/23 vs. Toledo
RBI	4	(2x) Last: 8/10/21 vs. Beloit
BB	3	(5x) Last: 4/14/23 @ Iowa
SB	1	8/10/21 vs. Beloit
H	3	(19x) Last: 4/1/23 @ Indianapolis
R	3	(8x) Last: 5/29/22 vs. Montgomery
HR	2	(7x) Last: 7/8/22 @ Montgomery
RBI	5	(4x) Last: 4/1/23 @ Indianapolis
BB	3	(4x) Last: 5/29/22 vs. Montgomery
SB	1	(24x) Last: 4/27/23 @ Nashville
H	4	(4x) Last: 6/15/22 @ Lehigh Valley
R	4	6/8/21 @ Portland
HR	2	(4x) Last: 6/21/22 vs. St. Paul
RBI	5	(2x) Last: 6/21/22 vs. St. Paul
BB	4	4/16/22 @ Rochester
SB	4	7/1/18 @ Great Lakes

SO NICE, THEY DID IT TWICE (OR MORE)	MULTI-HIT GAMES					MULTI-RUN GAMES					MULTI-RBI GAMES					MULTI-BB GAMES					MULTI-K GAMES					MULTI-SB GAMES				
	2	3	4	5+	T	2	3	4	5+	T	2	3	4	5+	T	2	3	4	5+	T	2	3	4	5+	T	2	3	4	5+	T
19 Alexander, CJ	3	2	-	-	5	1	1	-	-	2	1	-	-	-	1	-	-	-	-	-	6	1	-	-	7	-	-	-	-	-
16 Blanco, Dairon	2	2	-	-	4	2	-	-	-	2	-	-	-	-	-	1	-	-	-	1	1	2	-	-	3	-	1	-	-	1
3 Bradley, Tucker	2	1	-	-	3	2	1	-	-	3	1	1	-	-	2	3	-	-	-	3	-	-	-	-	-	2	-	-	-	2
17 Castellano, Angelo	2	-	-	-	2	3	-	-	-	3	1	-	-	-	1	1	-	-	-	1	-	1	-	-	1	-	-	-	-	-
26 Eaton, Nate	1	-	-	-	1	-	-	-	-	-	1	-	-	-	1	-	-	-	-	-	2	-	-	-	2	1	-	-	-	1
4 Fermin, Freddy	-	1	1	-	2	3	1	-	-	4	2	-	-	1	3	2	-	-	-	2	2	1	-	-	3	-	-	-	-	-
11 Garcia, Maikel	4	1	-	-	5	2	-	-	-	2	2	2	-	-	4	3	1	-	-	4	2	-	-	-	2	-	-	-	-	-
28 Gentry, Tyler	3	-	-	-	3	1	1	-	-	2	1	1	-	-	2	2	1	-	-	3	2	3	-	-	5	-	-	-	-	-
18 Hicklen, Brewer	-	-	-	-	-	-	-	-	-	-	-	-	-	-	-	-	-	-	-	-	1	-	-	-	1	-	-	-	-	-
13 Loftin, Nick	5	1	-	-	6	-	-	-	-	-	-	3	-	-	3	-	-	-	-	-	3	-	-	-	3	-	-	-	-	-
14 Porter, Logan	2	1	-	-	3	2	-	-	-	2	3	-	-	-	3	1	1	-	-	2	5	2	-	-	7	-	-	-	-	-
Pratto, Nick	-	1	-	-	1	1	-	-	-	1	2	-	-	-	2	3	-	-	-	3	2	1	-	-	3	-	-	-	-	-
25 Reetz, Jakson	-	1	-	-	1	-	-	-	-	-	-	-	-	1	1	1	-	-	-	1	1	2	-	-	3	-	-	-	-	-
0 Taylor, Samad	8	2	-	-	10	3	-	-	-	3	2	2	-	-	4	1	-	-	-	1	6	-	-	-	6	1	-	-	-	1
	32	13	1	0	46	20	4	0	0	24	16	9	0	2	27	18	3	0	0	21	33	13	0	0	46	4	1	0	0	5

HITTING STREAKS

PLAYER	CURRENT	LONGEST	DATES/RESULTS							
			START	END	AVG	2B	3B	HR	RBI	OPS
19 Alexander, CJ	-	3	4/6	4/8	.462 (6-13)	2	0	2	4	1.539
16 Blanco, Dairon	-	5	4/9	4/19	.353 (6-17)	3	0	0	0	1.005
3 Bradley, Tucker	-	3	4/6	4/8	.500 (4-8)	0	1	0	0	1.417
17 Castellano, Angelo	-	3 (2x)	4/14	4/19	.375 (3-8)	1	0	0	1	.833
26 Eaton, Nate	-	-	-	-	-	-	-	-	-	-
4 Fermin, Freddy	-	6	4/7	4/18	.545 (12-22)	2	0	3	8	1.610
11 Garcia, Maikel	-	5 (2x)	4/20	4/25	.313 (5-16)	1	0	0	2	.851
28 Gentry, Tyler	-	5	4/5	4/9	.350 (7-20)	1	0	1	6	.967
18 Hicklen, Brewer	-	-	-	-	-	-	-	-	-	-
13 Loftin, Nick	2	6	4/5	4/14	.417 (10-24)	2	0	3	8	1.298
14 Porter, Logan	-	7	4/1	4/12	.370 (10-27)	2	0	4	7	1.268
25 Reetz, Jakson	2	2	4/23	4/27	.333 (2-6)	2	0	0	1	1.167
0 Taylor, Samad	-	6	4/7	4/13	.345 (10-29)	3	0	1	7	.897

BOLD indicates longest streak in 2023 among active players

ON-BASE STREAKS

CURRENT	LONGEST	DATES/RESULTS							
		START	END	AVG	2B	HR	BB	HBP	OBP
-	5 (2x)	4/14	4/23	.222 (4-18)	2	1	2	0	.300
5	5 (3x)	4/22	4/28	.267 (4-15)	1	0	2	0	.353
-	5	4/6	4/12	.364 (8-22)	3	3	1	0	.391
-	9	4/1	4/19	.320 (8-25)	2	2	6	0	.438
2	2	4/27	4/28	.286 (2-7)	0	1	1	0	.375
7	7	4/7	4/20	.500 (12-24)	2	3	3	0	.556
-	9	3/31	4/9	.353 (12-34)	3	1	10	0	.489
-	9 (2x)	4/12	4/23	.167 (5-30)	1	1	9	2	.390
-	-	-	-	-	-	-	-	-	-
4	6	4/5	4/14	.417 (10-24)	2	3	1	0	.423
-	11	4/1	4/20	.333 (13-39)	4	5	6	0	.413
2	2	4/23	4/27	.333 (2-6)	2	0	1	1	.500
-	14	4/7	4/26	.328 (19-58)	4	1	6	1	.400

Italics indicates longest personal streak is active

PITCHES/PLATE APPEARANCE & PLATE APPEARANCE DEPTH

PLAYER	AVG. P/PA	TOTAL PA	TOTAL P	LONGEST PA (#)	DATE	INN.	PITCHER	RESULT
19 Alexander, CJ	4.00	71	284	8 (2x)	4/26 @ NAS	▲ 5	Caleb Boushley (NAS)	Popout (P4)
16 Blanco, Dairon	3.56	77	274	8	4/8 vs. TOL	▼ 2	Michael Lorenzen (TOL)	Strikeout Looking
3 Bradley, Tucker	3.75	52	195	7 (4x)	4/21 vs. GWN	▼ 9	Joe Harvey (GWN)	Walk
17 Castellano, Angelo	4.18	56	234	10	4/18 vs. GWN	▼ 3	Michael Soroka (GWN)	Strikeout Swinging
26 Eaton, Nate	4.63	8	37	6 (3x)	4/27 @ NAS	▲ 9	Thyago Vieira (NAS)	Strikeout Swinging
4 Fermin, Freddy	3.76	49	184	8	4/20 vs. GWN	▼ 5	Grant Holmes (GWN)	RBI Walk
11 Garcia, Maikel	4.36	102	445	10	4/12 @ IOW	▲ 3	Riley Thompson (IOW)	Strikeout Swinging
28 Gentry, Tyler	4.36	107	466	8 (2x)	4/14 @ IOW	▲ 9	Anthony Kay (IOW)	Strikeout Swinging
18 Hicklen, Brewer	4.13	8	33	6	4/28 @ NAS	▲ 2	Adrian Houser (NAS)	Strikeout Looking
13 Loftin, Nick	3.36	81	272	8 (2x)	4/14 @ IOW	▲ 8	Manuel Rodriguez (IOW)	Groundout (3-1)
14 Porter, Logan	4.50	60	270	8 (3x)	4/28 @ NAS	▲ 4	Adrian Houser (NAS)	Strikeout Looking
Pratto, Nick	4.39	80	351	8 (5x)	4/23 vs. GWN	▼ 3	Nick Margevicius (GWN)	Single
25 Reetz, Jakson	3.97	30	119	13	4/21 vs. GWN	▼ 2	Allan Winans (GWN)	Strikeout Swinging
0 Taylor, Samad	3.70	103	381	9	4/25 @ NAS	▲ 1	Robert Gasser (NAS)	Strikeout Looking
	4.01	884	3,545					

PINCH-HITTING LOG (3)

#	DATE	INNING	PINCH HITTER	HITTING FOR	RESULT
1.	4/5 vs. Toledo	▼ 9	CJ Alexander	Angelo Castellano	Fielder's Choice (4-6)
2.	4/14 @ Iowa	▲ 8	Tucker Bradley	Angelo Castellano	2-RBI Double
3.	4/18 vs. Gwinnett	▼ 9	Tucker Bradley	Angelo Castellano	Strikeout Looking
4.					
5.					
6.					
7.					
8.					
9.					
10.					
11.					
12.					
13.					
14.					
15.					

Omaha Pinch Hitters: 1-for-3, 2B, 2 RBI

Most-Used Pinch Hitter:
Tucker Bradley (1x)Most Frequently Pinch-Hit For:
Angelo Castellano (3x)

HIGHEST STORM CHASERS EXIT VELOCITIES

MPH	PITCHER	DATE	INNING	PITCHER	PITCH TYPE	DST (FT)	COUNT	RESULT
1.	115.3	CJ Alexander	4/7 vs. Toledo	▼ 1 Reese Olson	Changeup	291	1-2	Double
2.	109.6	Dairon Blanco	4/7 vs. Toledo	▼ 5 Kervin Castro	4-seam FB	18	0-0	Grounded Into DP
3.	108.0	Dairon Blanco	4/8 vs. Toledo	▼ 3 Will Vest	Slider	311	0-2	Field Out
4.	107.3	Nick Loftin	4/14 @ Iowa	▲ 3 Brendon Little	Sinker	145	2-2	Single
5.	107.2	Freddy Fermin	4/14 @ Iowa	▲ 8 Nick Burdi	Sinker	371	1-1	Double
6.	107.0	Nick Loftin	4/23 vs. Gwinnett	▼ 8 Roddery Muñoz	Sinker	167	1-0	Single
7.	106.9	Tucker Bradley	4/7 vs. Toledo	▼ 4 Reese Olson	Changeup	107	1-1	Single
8.	106.7	Maikel Garcia	3/31 @ Indianapolis	▲ 9 Cam Alldred	Slider	58	2-2	Fielders Choice
9.	106.6	Logan Porter	4/1 @ Indianapolis	▲ 4 Caleb Smith	4-seam FB	417	2-2	Home Run
10.	106.5	Samad Taylor	4/25 @ Nashville	▲ 3 Robert Gasser	Sinker	143	0-0	Single
	106.5	CJ Alexander	4/23 vs. Gwinnett	▼ 8 Roddery Muñoz	Cutter	49	1-0	Fielders Choice
	106.5	Dairon Blanco	4/19 vs. Gwinnett	▼ 2 Beau Burrows	4-seam FB	72	1-0	Single
	106.5	Tyler Gentry	4/5 vs. Toledo	▼ 6 Tyler Holton	Cutter	417	2-0	Home Run

AUTOMATIC STRIKES CALLED ON OMAHA HITTERS (1)

DATE	INNING	UMPIRE	HITTER	COUNT AT CALL	BATTER RESULT (COUNT)
1. 4/12 @ Iowa	▲ 9	Tom Hanahan	Samad Taylor (1)	0-1	Single (0-2)
2.					
3.					
4.					
5.					
6.					
7.					

[illegible]

HOME RUN BREAKDOWN

[illegible]

INNING DISTRIBUTION

1st Inning	2nd Inning	3rd Inning	4th Inning	5th Inning	6th Inning	7th Inning	8th Inning	9th Inning	10th Inning	11th Inning
2	5	4	5	4	4	1	4	-	-	-

NOTABLE STORM CHASERS HOME RUNS

BACK-TO-BACK HOMERS (1)		2-HOMER GAMES (2)		3-HOMER GAMES (0)		GRAND SLAMS (2)	
PLAYERS	DATE/OPPONENT (INN.)	PLAYER (CAREER NO.)	DATE/OPPONENT	PLAYER (CAREER NO.)	DATE/OPPONENT	PLAYER (CAREER NO.)	DATE/OPPONENT (INN.)
Tyler Gentry & Logan Porter	4/5 vs. Toledo (6th)	Logan Porter (3rd)	4/5 vs. Toledo			Jakson Retz (1st)	4/1 @ Indianapolis (5th)
		Freddy Fermin (4th)	4/8 vs. Toledo			Freddy Fermin (3rd)	4/8 vs. Toledo (3rd)

LEADOFF HOMERS (0)		INSIDE-THE PARK HOMERS (0)		PINCH-HIT HOMERS (0)		WALK-OFF HOMERS (0)	
PLAYER (CAREER NO.)	DATE/OPPONENT	PLAYER (CAREER NO.)	DATE/OPPONENT (INN.)	PLAYER (CAREER NO.)	DATE/OPPONENT (INN.)	PLAYER	DATE/OPPONENT

HOME RUN SITUATION	# OF	DATE OF LAST	BATTER ('23 HR #)	PITCHER	COUNT	RUNNERS ON	OUTS	INNING	SCORE @ HR	FINAL
GO-AHEAD HOME RUN	7	April 27 @ Nashville	Nate Eaton (1)	Janson Junk	2-2	0	2	▲ 2	1-0	2-1
GAME-TYING HOME RUN	3	April 21 vs. Gwinnett	CJ Alexander (4)	Allan Winans	0-0	0	2	▼ 2	1-1	3-7

NOTABLE OPPOSING HOME RUNS

BACK-TO-BACK HOMERS (0)		2-HOMER GAMES (0)		3-HOMER GAMES (0)		GRAND SLAMS (1)	
PLAYERS	DATE/OPPONENT (INN.)	PLAYER (CAREER NO.)	DATE/OPPONENT	PLAYER (CAREER NO.)	DATE/OPPONENT	PLAYER	DATE/OPPONENT (INN.)
						Andy Ibáñez	April 6 vs. Toledo (3rd)

LEADOFF HOMERS (2)		INSIDE-THE PARK HOMERS (0)		PINCH-HIT HOMERS (0)		WALK-OFF HOMERS (0)	
PLAYER	DATE/OPPONENT	PLAYER	DATE/OPPONENT (INN.)	PLAYER	DATE/OPPONENT (INN.)	PLAYER	DATE/OPPONENT
Christopher Morel	4/14 @ Iowa						
Forrest Wall	4/19 vs. Gwinnett						

AFTER-INNING RECORDS

	LEADING	TRAILING	TIED
AFTER 1 INNING	1 - 3	2 - 7	6 - 4
AFTER 2 INNINGS	3 - 3	4 - 5	2 - 6
AFTER 3 INNINGS	5 - 4	2 - 7	2 - 3
AFTER 4 INNINGS	6 - 1	2 - 10	1 - 3
AFTER 5 INNINGS	6 - 1	3 - 11	0 - 2
AFTER 6 INNINGS	6 - 2	3 - 12	0 - 0
AFTER 7 INNINGS	6 - 2	3 - 11	0 - 1
AFTER 8 INNINGS	7 - 0	2 - 13	0 - 1

STORM CHASERS BIG INNINGS

DATE	INNING	RUNS
1. April 2 @ Indianapolis	8th	7
2. April 8 vs. Toledo	3rd	6
3.		
4.		
5.		
6.		
7.		
8.		

SCORE BY INNINGS

	1	2	3	4	5	6	7	8	9	10	11+	TOTAL
Omaha	9	9	15	11	21	15	7	17	13	0	0	117
Opponents	22	16	15	11	12	21	12	25	9	0	0	143
Difference	-13	-7	0	0	9	-6	-5	-8	4	0	0	-26
SCORE BY INNINGS V. NASHVILLE	1	2	3	4	5	6	7	8	9	10	11+	TOTAL
Omaha	1	2	0	1	4	0	0	0	0	0	0	8
Nashville	4	0	0	0	2	2	2	7	1	0	0	18
vs. Nashville Difference	-3	2	0	1	2	-2	-2	-7	-1	0	0	-10

MULTI-RUN INNINGS

	2	3	4	5	6	7	8	9	10+	TOTAL
Storm Chasers	11	7	4	1	1	1	-	-	-	25
Opponents	15	14	2	3	2	-	-	-	-	36

RECORD BY RUNS SCORED/ALLOWED

RUNS	0	1	2	3	4	5	6	7	8	9	10	11	12	13+
SCORED	0-1	0-2	1-4	0-4	0-0	1-1	0-2	0-0	2-0	1-0	1-0	1-0	1-0	1-0
ALLOWED	0-0	1-0	1-0	2-0	1-2	0-2	2-1	0-2	2-3	0-3	0-0	0-0	0-0	0-1

RECORD BY MARGIN OF VICTORY/DEFEAT

1 Run	2 Runs	3 Runs	4 Runs	5 Runs	6 Runs	7 Runs	8 Runs	9 Runs	10+ Runs
1-2	2-0	1-4	1-2	3-2	0-2	0-1	0-0	0-0	1-1

2023 STORM CHASERS MONTH BY MONTH

HITTING

MONTH	AVG	G	AB	R	H	TB	2B	3B	HR	RBI	BB	IBB	SO	SB	CS	OBP	SLG	OPS	SAC	SF	HBP	GIDP	LOB
MARCH	.300	1	40	8	12	16	2	1	0	8	9	0	12	5	0	.429	.400	.829	0	0	0	0	14
APRIL	.249	22	728	109	181	314	42	2	29	104	89	0	191	35	8	.335	.431	.766	0	8	10	21	141
MAY																							
JUNE																							
JULY																							
AUGUST																							
SEPTEMBER																							
TOTAL	.251	23	768	117	193	330	44	3	29	112	98	0	203	40	8	.340	.430	.770	0	8	10	21	155

PITCHING

MONTH	W	L	ERA	G	GS	CG	SHO	GF	HLD	SV	SVO	IP	H	R	ER	HR	HB	BB	SO	WP	BK	WHIP	AVG
MARCH	1	0	6.00	1	1	0	0	1	0	1	1	9.0	11	6	6	1	1	2	7	0	1	1.44	.297
APRIL	8	14	5.67	22	22	0	0	22	8	3	5	193.2	216	137	122	28	15	93	182	13	2	1.60	.283
MAY																							
JUNE																							
JULY																							
AUGUST																							
SEPTEMBER																							
TOTAL	9	14	5.68	23	23	0	0	23	8	4	6	202.2	227	143	128	29	16	95	189	13	3	1.59	.284

2023 WALK-OFF TRACKER (0 FOR, 1 AGAINST)

[illegible]

Bold Indicates Omaha Walk-Off Win

2023 STORM CHASERS EJECTIONS (3)

DATE	INNING	WHO (POSITION) / # IN 2023	WHY	UMPIRE (POSITION)
4/21/2023 vs. Gwinnett	▼ 6	Mike Jirschele (Manager) / 1st	Balls/Strikes	Takahito Matsuda (Home Plate)
4/21/2023 vs. Gwinnett	▲ 7	Dane Johnson (Pitching Coach) / 1st	Balk	Takahito Matsuda (Home Plate)
4/21/2023 vs. Gwinnett	▼ 8	CJ Alexander (Designated Hitter) / 1st	Balls/Strikes	Takahito Matsuda (Home Plate)

PITCHING

vs. Left-Handed Starter	2-5
vs. Right-Handed Starter	7-9
WITH Left-Handed Starter	5-3
WITH Right-Handed Starter	4-11
0-5 strikeouts	0-4
6-10 strikeouts	9-6
11+ strikeouts	1-3
0 runs of support	0-5
1-4 runs of support	7-9
5-9 runs of support	2-0
10+ runs of support	

SCORING

1-Run Games	1-2
2-Run Games	2-0
3-4-Run Games	2-6
5+ Run Games	4-6
Extra Innings	
Shutouts	0-1
Doubleheaders	
Scoring 0-2 Runs	1-7
3-5 Runs	1-5
6-9 Runs	3-2
10+ Runs	4-0
Opponent 0-2 Runs	2-0
3-5 Runs	3-4
6-9 Runs	4-9
10+ Runs	0-1
Scored in 1st Inning	3-3
Opponent scored in 1st	5-7
Scores first	4-5
Opponent scores first	5-9

HITTING

Omaha 0-5 hits	0-4
6-9 hits	1-3
10+ hits	8-1
Opponent 0-5 hits	1-0
6-9 hits	4-3
10+ hits	4-11
Hit 0 home runs	3-5
1 home run	2-5
2 home runs	1-3
3+ home runs	3-1

Opponent hit 0 home runs	4-3
1 home run	3-4
2 home runs	2-4
3+ home runs	0-3

Out-hit opponent	7-2
Out-hit by opponent	1-12
Hits are tied	1-0

Leave 0-5 runners on base	2-8
6-9 on base	4-5
10+ on base	3-1

Opponent leaves 0-5 runners on base	2-3
6-9 on base	3-8
10+ on base	4-3

Steals 0 bases	2-6
1 base	1-2
2 bases	2-4
3+ bases	4-2

Opponent steals 0 bases	3-6
1 base	3-5
2 bases	2-1
3+ bases	1-2

FIELDING

Made 0 errors	6-4
1 error	0-7
2 errors	1-2
3+ errors	2-1

Opponent made 0 errors	4-8
1 error	1-5
2 errors	3-1
3+ errors	1-0

LONGEST WIN STREAK	
LONGEST LOSING STREAK	
LONGEST HOME WINNING STREAK	
LONGEST HOME LOSING STREAK	
LONGEST ROAD WINNING STREAK	
LONGEST ROAD LOSING STREAK	
LARGEST MARGIN OF VICTORY	
LARGEST MARGIN OF DEFEAT	
LONGEST GAME, INNINGS	
LONGEST GAME, TIME	
LONGEST 9-INNING GAME, TIME	
SHORTEST 9-INNING GAME, TIME	
SHORTEST GAME, TIME	
LARGEST COMEBACK WIN	
LARGEST MARGIN OF LEAD SURRENDERED (LOSS)	
MOST ERRORS, TEAM	
MOST ERRORS, PLAYER	
LARGEST CROWD, HOME	
LARGEST CROWD, ROAD	
WARMEST FIRST PITCH	
COLDEST FIRST PITCH	

MOST RUNS SCORED, GAME	
MOST RUNS SCORED, INNING	
MOST CONSECUTIVE INNINGS SCORED	
FEWEST HITS, GAME	
MOST HITS, GAME	
MOST DOUBLES, GAME	
MOST TRIPLES, GAME	
MOST HOME RUNS, GAME	
MOST EXTRA-BASE HITS, GAME	
MOST RBI, GAME	
MOST RUNNERS LOB, GAME	
MOST TOTAL BASES, GAME	
MOST WALKS, GAME	
MOST STRIKEOUTS, GAME	
FEWEST STRIKEOUTS, GAME	
MOST STOLEN BASES, GAME	
MOST HIT BY PITCHES	

MOST RUNS, GAME	
MOST HITS, GAME	
MOST DOUBLES, GAME	
MOST TRIPLES, GAME	
MOST HOME RUNS, GAME	
MOST RBI, GAME	
MOST WALKS, GAME	
MOST STRIKEOUTS, GAME	
MOST STOLEN BASES, GAME	
MOST HIT BY PITCHES, GAME	

MOST RUNS ALLOWED, GAME	
MOST RUNS ALLOWED, INNING	
FEWEST HITS ALLOWED, GAME	
MOST HITS ALLOWED, GAME	
FEWEST STRIKEOUTS, GAME	
MOST STRIKEOUTS, GAME	
FEWEST WALKS ALLOWED, GAME	
MOST WALKS ALLOWED, GAME	
MOST HOME RUNS ALLOWED, GAME	

MOST RUNS ALLOWED, GAME	
MOST EARNED RUNS ALLOWED, GAME	
FEWEST HITS ALLOWED, GAME (STARTER)	
MOST HITS ALLOWED, GAME	
MOST HOME RUNS ALLOWED, GAME	
MOST STRIKEOUTS	
MOST CONSECUTIVE STRIKEOUTS	
MOST WALKS ALLOWED, GAME	
MOST HIT BATTERS, GAME	
MOST INNINGS PITCHED, STARTER	
MOST PITCHES THROWN, STARTER	
MOST INNINGS PITCHED, RELIEVER	
MOST PITCHES THROWN, RELIEVER	

TEAM HIGHS

3 Games	March 31 - April 2
5 Games	April 18 - April 22
3 Games	April 4 - April 6
5 Games	April 18 - April 22
2 Games	April 25 - April 26
11 Runs	4/1 @ Indianapolis (12-1 Win)
13 Runs	4/13 @ Iowa (14-1 Loss)
9 (23x)	Last: 4/28 @ Nashville (4-3 Loss)
3:16	4/14 @ Iowa (11-8 Win)
3:16	4/14 @ Iowa (11-8 Win)
2:14	4/25 @ Nashville (8-3 Loss)
2:14	4/25 @ Nashville (8-3 Loss)
5 Runs, After 1st	3/31 @ Indianapolis (8-6 Win)
3 Runs (2x)	After 5th on 4/28 @ Nashville (4-3 Loss)
3 (3x)	Last: 4/23 vs. Gwinnett (5-3 Win)
2, Maikel García	4/23 vs. Gwinnett (5-3 Win)
6,641	4/19 vs. Gwinnett (6-2 Loss)
8,095	3/31 @ Indianapolis (8-6 Win)
81 Degrees	4/13 @ Iowa (14-1 Loss)
35 Degrees	4/5 vs. Toledo (7-6 Loss)

OFFENSIVE HIGHS

13	4/8 vs. Toledo (13-8 Win)
7, 8th Inning	4/2 @ Indianapolis (8-3 Win)
5, 1st-5th Innings	4/7 vs. Toledo (9-4 Win)
3	4/20 vs. Gwinnett (9-3 Loss)
16	4/1 @ Indianapolis (12-1 Win)
5	4/12 @ Iowa (10-6 Win)
1 (3x)	Last: 4/6 vs. Toledo (8-5 Loss)
4 (2x)	Last: 4/12 @ Iowa (10-6 Win)
9	4/12 @ Iowa (10-6 Win)
13	4/8 vs. Toledo (13-8 Win)
14	3/31 @ Indianapolis (8-6 Win)
29	4/12 @ Iowa (10-6 Win)
11	4/20 vs. Gwinnett (9-3 Loss)
12 (4x)	Last: 4/25 @ Nashville (8-3 Loss)
6	4/13 @ Iowa (14-1 Loss)
4	4/23 vs. Gwinnett (5-3 Win)
2 (2x)	Last: 4/14 @ Iowa (11-8 Win)

INDIVIDUAL OFFENSIVE HIGHS

3 (4x)	Last: Nick Loftin, 4/14 @ Iowa (11-8 Win)
4, Freddy Fermin	4/11 @ Iowa (9-6 Loss)
2, Logan Porter	4/18 vs. Gwinnett (4-1 Loss)
1 (3x)	Last: Tucker Bradley, 4/6 vs. Toledo (8-5 Loss)
2 (2x)	Last: Freddy Fermin, 4/8 vs. Toledo (13-8 Win)
6, Freddy Fermin	4/8 vs. Toledo (13-8 Win)
3 (3x)	Last: CJ Alexander, 4/27 @ Nashville (2-1 Win)
3 (13x)	Last: Logan Porter, 4/28 @ Nashville (4-3 Loss)
3 (2x)	Last: Samad Taylor, 4/26 @ Nashville (5-0 Loss)
1 (10x)	Last: Jakson Reetz, 4/27 @ Nashville (2-1 Win)

PITCHING HIGHS

14	4/13 @ Iowa (14-1 Loss)
6 (2x)	Last: 2nd Inning, 4/13 @ Iowa (14-1 Loss)
5	4/1 @ Indianapolis (12-1 Win)
15	4/13 @ Iowa (14-1 Loss)
3	4/18 vs. Gwinnett (4-1 Loss)
14	4/14 @ Iowa (11-8 Win)
1	4/19 vs. Gwinnett (6-2 Loss)
8	4/6 vs. Toledo (8-5 Loss)
3 (3x)	Last: 4/9 vs. Toledo (8-2 Loss)

INDIVIDUAL PITCHING HIGHS

11, Jonathan Heasley	4/13 @ Iowa (14-1 Loss)
11, Jonathan Heasley	4/13 @ Iowa (14-1 Loss)
1 (3x)	Last: Drew Parrish (6.0 IP), 4/28 @ Nashville (4-3 Loss)
9 (2x)	Last: Jonathan Heasley, 4/13 @ Iowa (14-1 Loss)
2 (6x)	Last: Jonathan Heasley, 4/13 @ Iowa (14-1 Loss)
7, Jonathan Heasley	4/19 vs. Gwinnett (6-2 Loss)
3 (5x)	Last: Austin Cox, 4/21 vs. Gwinnett (7-3 Loss)
4 (4x)	Last: Drew Parrish, 4/22 vs. Gwinnett (5-2 Loss)
2, Andrés Núñez	4/22 vs. Gwinnett (5-2 Loss)
7.0, Jonathan Heasley	4/19 vs. Gwinnett (6-2 Loss)
104, Jonathan Heasley	4/25 @ Nashville (8-3 Loss)
3.0 (2x)	Last: Jackson Kowar, 4/2 @ Indianapolis (8-3 Win)
65, Austin Cox	4/6 vs. Toledo (8-5 Loss)

^ Indicates All-Time Storm Chasers Record Tied

* Indicates All-Time Storm Chasers Record Set

STATCAST LEADERS

LONGEST MEASURED HOMER DISTANCE (TOP 5)			HIGHEST BATTED BALL EXIT VELOCITY (TOP 5)			HIGHEST PITCH VELOCITY (TOP 5)			HIGHEST PITCH SPIN RATE (TOP 5)		
Player	Distance (Pitcher)	Date	Player	Exit Velo (Batted Ball Type)	Date	Player	Pitch Velo (Pitch Result)	Date	Player	Spin Rate (Pitch Type)	Date
Freddy Fermin	428 (2-Run off Ashton Goudeau)	4/8 vs. TOL	CJ Alexander	115.3 (Double vs. Reese Olson)	4/7 vs. TOL	Jackson Kowar	99.3 (Justin Dean, Ball)	4/18 vs. GWN	Josh Dye	3,329 (81.2MPH Changeup vs. Joe Hudson)	4/21 vs. GWN
Nick Loftin	420 (Solo off Anthony Kay)	4/12 @ IOW	Dairon Blanco	109.6 (Double Play vs. Kervin Castro)	4/7 vs. TOL	Josh Staumont	99.1 (Jermaine Palacios, Strikeout)	4/9 vs. TOL	Mike Mayers	3,238 (82.1MPH Slider vs. Volmer Sánchez)	4/23 vs. GWN
Logan Porter	417 (Solo off Caleb Smith)	4/1 @ IND	Dairon Blanco	108.0 (Flyout vs. Will Vest)	4/8 vs. TOL	Jackson Kowar	99.0 (Justin Dean, Walk)	4/18 vs. GWN	Josh Staumont	3,058 (81.0MPH Curveball vs. Miguel Andujar)	3/31 @ IND
Tyler Gentry	417 (3-Run off Tyler Holton)	4/5 vs. TOL	Nick Loftin	107.3 (Single vs. Brendon Little)	4/14 @ IOW	Josh Staumont	98.9 (Jermaine Palacios, Foul Ball)	4/9 vs. TOL	Drew Parrish	3,000 (86.7MPH Sinker vs. Nick Solak)	4/22 vs. GWN
Dairon Blanco	411 (Solo off Mike Burrows)	4/2 @ IND	Freddy Fermin	107.2 (Double vs. Nick Burdi)	4/14 @ IOW	Josh Staumont	98.8 (Michael Papierski, Ball)	4/9 vs. TOL	Ryan Weiss	2,999 (81.5MPH Curveball vs. Jermaine Palacios)	4/5 vs. TOL

[illegible]

[illegible]

LF

Tucker Bradley, 13 (6-7)
Dairon Blanco, 5 (2-3)
Nick Pratto, 3 (1-2)
Tyler Gentry, 1 (0-1)
Brewer Hicklen, 1 (0-1)

CF

Dairon Blanco, 12 (6-6)
Samad Taylor, 9 (2-7)
Nate Eaton, 2 (1-1)

RF

Tyler Gentry, 18 (7-11)
CJ Alexander, 4 (1-3)
Dairon Blanco, 1 (1-0)

SS

Maikel Garcia, 13 (7-6)
Angelo Castellano, 10 (2-8)

2B

Samad Taylor, 13 (6-7)
Nick Loftin, 6 (1-5)
Angelo Castellano, 4 (2-2)

SP

Jonathan Heasley, 5 (2-3)
Mike Mayers, 5 (2-3)
Austin Cox, 4 (3-1)
Drew Parrish, 4 (2-2)
Max Castillo, 4 (0-4)
Jackson Kowar, 1 (0-1)

3B

Nick Loftin, 12 (6-6)
Maikel Garcia, 9 (2-7)
Angelo Castellano, 2 (1-1)

1B

Nick Pratto, 15 (6-9)
CJ Alexander, 5 (2-3)
Logan Porter, 3 (1-2)

DH

CJ Alexander, 8 (5-3)
Tyler Gentry, 4 (2-2)
Logan Porter, 4 (1-3)
Jakson Reetz, 3 (1-2)
Dairon Blanco, 1 (0-1)
Freddy Fermin, 1 (0-1)
Brewer Hicklen, 1 (0-1)
Nick Loftin, 1 (0-1)

C

Freddy Fermin, 11 (5-6)
Logan Porter, 8 (2-6)
Jakson Reetz, 4 (2-2)

1	2	3	4	5	6	7	8	9
Samad Taylor, 22 (8-14) Dairon Blanco, 1 (1-0)	Maikel Garcia, 22 (9-13) Nick Loftin, 1 (0-1)	Tyler Gentry, 19 (6-13) Nick Pratto, 4 (3-1)	Nick Pratto, 14 (5-9) Tyler Gentry, 4 (3-1) Logan Porter, 4 (1-3) CJ Alexander, 1 (0-1)	Nick Loftin, 17 (6-11) CJ Alexander, 3 (3-0) Nate Eaton, 1 (0-1) Logan Porter, 1 (0-1) Nick Pratto, 1 (0-1)	CJ Alexander, 9 (4-5) Logan Porter, 7 (1-6) Freddy Fermin, 2 (2-0) Jakson Reetz, 2 (0-2) Nate Eaton, 1 (1-0) Nick Loftin, 1 (1-0) Brewer Hicklen, 1 (0-1)	Freddy Fermin, 10 (3-7) Dairon Blanco, 6 (2-4) Jakson Reetz, 3 (2-1) CJ Alexander, 2 (1-1) Logan Porter, 2 (1-1)	Dairon Blanco, 12 (6-6) Tucker Bradley, 4 (2-2) Jakson Reetz, 2 (1-1) CJ Alexander, 2 (0-2) Angelo Castellano, 2 (0-2) Brewer Hicklen, 1 (0-1)	Angelo Castellano, 14 (5-9) Tucker Bradley, 8 (3-5) Dairon Blanco, 1 (1-0)

PLAYER	GS	POSITION										BATTING ORDER								
		C	1B	2B	3B	SS	LF	CF	RF	OF	DH	1ST	2ND	3RD	4TH	5TH	6TH	7TH	8TH	9TH
Tyler Gentry	23					1		18	19		4		19		4					
Samad Taylor	22			13				9		9		22								
Maikel Garcia	22				9	13						22								
Nick Loftin	19			6	12						1	1				17	1			
Dairon Blanco	19					5	12	1	18		1	1						6	11	1
Nick Pratto	18		15			3				3			4	13		1				
CJ Alexander	17		5						4	4	8				1	3	9	2	2	
Angelo Castellano	16			4	2	10													2	14
Logan Porter	15	8	3								4			5		1	7	2		
Tucker Bradley	13					13				13									5	8
Freddy Fermin	12	11									1						2	10		
Jakson Reetz	7	4									3						2	3	2	
Brewer Hicklen	2					1				1	1						1		1	
Nate Eaton	2							2								1	1			

OUTFIELD ASSISTS (6)

DAIRON BLANCO (2)	LF	1
	CF	1
TUCKER BRADLEY (1)	LF	1
NATE EATON (1)	CF	1
TYLER GENTRY (1)	RF	1
SAMAD TAYLOR (1)	CF	1

OF LINEUP COMBOS

23 Games

22 Unique Lineup Combinations Used

MOST USED LINEUP (2x)

PLAYER	Pos.
1. Samad Taylor	2B
2. Maikel Garcia	SS
3. Nick Pratto	1B
4. Tyler Gentry	RF
5. Nick Loftin	3B
6. CJ Alexander	DH
7. Freddy Fermin	C
8. Dairon Blanco	CF
9. Tucker Bradley	LF

STORM CHASERS POSITION PRODUCTION

	AVG	AB	H	TB	2B	3B	HR	RBI	BB	SO	OBP	SLG	OPS	SAC	SF	HBP	GIDP
C	.256	82	21	41	5	0	5	14	9	25	.344	.500	.844	0	0	2	1
1B	.186	86	16	37	4	1	5	11	10	24	.270	.430	.700	0	3	1	2
2B	.270	89	24	37	5	1	2	13	9	20	.343	.416	.759	0	0	1	1
3B	.275	91	25	44	4	0	5	16	9	12	.337	.484	.821	0	1	0	5
SS	.277	83	23	36	7	0	2	20	12	24	.361	.434	.795	0	2	0	0
LF	.230	74	17	28	3	1	2	7	14	20	.367	.378	.745	0	0	2	4
CF	.307	88	27	38	5	0	2	6	9	22	.380	.432	.812	0	1	2	4
RF	.182	88	16	25	3	0	2	10	15	26	.305	.284	.589	0	1	1	3
DH	.274	84	23	42	7	0	4	13	11	29	.365	.500	.865	0	0	1	1

STORM CHASERS BATTING ORDER PRODUCTION

	AVG	AB	H	TB	2B	3B	HR	RBI	BB	SO	OBP	SLG	OPS	SAC	SF	HBP	GIDP
1st	.337	95	32	46	6	1	2	16	10	20	.402	.484	.886	0	1	1	2
2nd	.244	90	22	31	6	0	1	16	16	22	.355	.344	.699	0	1	0	2
3rd	.198	86	17	27	2	1	2	12	18	26	.346	.314	.660	0	1	2	3
4th	.191	89	17	36	4	0	5	11	10	26	.265	.404	.669	0	3	0	3
5th	.293	92	27	51	6	0	6	15	4	22	.333	.554	.887	0	1	2	4
6th	.261	88	23	50	6	0	7	13	6	28	.309	.568	.877	0	0	0	1
7th	.203	79	16	27	5	0	2	12	10	19	.308	.342	.650	0	0	2	2
8th	.254	71	18	26	5	0	1	2	16	22	.411	.366	.777	0	0	3	2
9th	.269	78	21	36	4	1	3	15	8	18	.333	.462	.795	0	1	0	2

														STORM CHASERS				OPPONENT			
GM #	MARCH	OPPONENT	SCORE	RECORD	STANDINGS	WIN	LOSS	SAVE	TEMP.	1ST PITCH	TIME	ATT.	HOME ATT.	R	H	E	LO	R	H	E	LO
1	3/31	@ Indianapolis	W, 8-6	1-0	1st +0.5	C. Snider (1-0)	Y. De Los Santos (0-1)	J. Staumont (1)	66°	7:05 PM	2:54	8,095		8	12	0	14	6	11	2	7
														STORM CHASERS				OPPONENT			
GM #	APRIL	OPPONENT	SCORE	RECORD	STANDINGS	WIN	LOSS	SAVE	TEMP.	1ST PITCH	TIME	ATT.	HOME ATT.	R	H	E	LO	R	H	E	LO
2	4/1	@ Indianapolis	W, 12-1	2-0	1st +1.0	D. Parrish (1-0)	C. Smith (0-1)	-	42°	1:37 PM	2:26	4,012		12	16	0	11	1	5	2	3
3	4/2	@ Indianapolis	W, 8-3	3-0	1st +1.0	J. Kowar (1-0)	D. Zamora (0-1)	-	49°	1:36 PM	2:53	4,240		8	12	0	9	3	11	2	10
4	4/4	TOLEDO	L, 9-2	3-1	2nd -0.5	B. White (1-0)	M. Castillo (0-1)	-	55°	6:42 PM	2:27	3,200	3,200	2	6	0	6	9	12	0	5
5	4/5	TOLEDO	L, 7-6	3-2	2nd -1.0	T. Holton (1-0)	R. Weiss (0-1)	M. Diaz (2)	35°	12:07 PM	2:40	1,405	4,605	6	8	2	6	7	12	1	9
6	4/6	TOLEDO	L, 8-5	3-3	3rd -2.0	J. Fry (1-0)	J. Kowar (1-1)	M. Del Pozo (1)	45°	12:06 PM	2:48	1,607	6,212	5	7	1	4	8	10	2	9
7	4/7	TOLEDO	W, 9-4	4-3	2nd -1.0	J. Heasley (1-0)	R. Olson (0-2)	-	70°	6:35 PM	2:35	1,968	8,180	9	12	0	6	4	9	0	11
8	4/8	TOLEDO	W, 13-8	5-3	2nd -0.5	M. Martinez (1-0)	M. Lorenzen (0-1)	-	71°	2:05 PM	2:49	2,070	10,250	13	12	3	4	8	13	0	12
9	4/9	TOLEDO	L, 8-2	5-4	2nd -1.5	T. Holton (2-0)	M. Castillo (0-2)	-	73°	2:11 PM	2:57	2,119	12,369	2	6	3	12	8	13	0	11
10	4/11	@ Iowa	L, 9-6	5-5	5th -2.5	R. Elias (1-0)	M. Mayers (0-1)	M. Rodriguez (1)	79°	6:38 PM	2:34	3,557		6	10	0	6	9	7	1	6
11	4/12	@ Iowa	W, 10-6	6-5	5th -1.5	J. Kowar (2-0)	R. Thompson (0-1)	-	77°	12:09 PM	2:26	4,085		10	12	0	5	6	8	0	4
12	4/13	@ Iowa	L, 14-1	6-6	6th -2.5	N. Neidert (1-1)	J. Heasley (1-1)	-	81°	6:38 PM	2:18	3,647		1	6	1	4	14	15	0	8
13	4/14	@ Iowa	W, 11-8	7-6	6th -2.0	C. Snider (2-0)	M. Rodriguez (1-1)	N. Wittgren (1)	79°	7:09 PM	3:16	6,257		11	11	2	10	8	11	3	10
14	4/15	@ Iowa	PPD/Rain (To be made up April 16)																		
15	4/16-61	@ Iowa	Cancelled/Snow																		
15	4/16-62	@ Iowa	Cancelled/Snow																		
14	4/18	GWINNETT	L, 4-1	7-7	5th -3.0	T. Tice (2-0)	J. Kowar (2-2)	Y. Rios (1)	70°	6:39 PM	2:24	1,703	14,072	1	7	1	8	4	6	0	8
15	4/19	GWINNETT	L, 6-2	7-8	5th -4.0	B. Burrows (1-0)	J. Heasley (1-2)	-	70°	12:05 PM	2:15	6,641	20,713	2	6	0	5	6	10	0	3
16	4/20	GWINNETT	L, 9-3	7-9	6th -4.5	B. Moran (1-0)	M. Castillo (0-3)	-	56°	6:37 PM	2:47	2,026	22,739	3	3	1	10	9	10	1	5
17	4/21	GWINNETT	L, 7-3	7-10	7th -6.0	A. Winans (1-2)	E. Sisk (0-1)	-	44°	6:36 PM	3:01	2,041	24,780	3	9	2	9	7	11	0	8
18	4/22	GWINNETT	L, 5-2	7-11	6th -7.0	D. Dodd (1-0)	A. Núñez (0-1)	Y. Rios (2)	42°	2:06 PM	2:27	3,025	27,805	2	4	1	2	5	10	0	10
19	4/23	GWINNETT	W, 5-3	8-11	6th -6.0	M. Mayers (1-1)	N. Kingham (0-3)	N. Wittgren (2)	49°	2:06 PM	2:23	2,046	29,851	5	12	3	6	3	8	0	9
20	4/25	@ Nashville	L, 8-3	9-11	6th -7.0	R. Gasser (1-0)	J. Heasley (1-3)	-	67°	6:39 PM	2:14	4,127		3	5	1	3	8	11	0	6
21	4/26	@ Nashville	L, 5-0	8-12	7th -8.0	C. Boushley (1-1)	M. Castillo (0-4)	-	68°	6:37 PM	2:27	5,455		0	4	0	5	5	11	1	8
22	4/27	@ Nashville	W, 2-1	9-12	7th -7.0	A. Cox (1-0)	J. Junk (2-1)	N. Wittgren (3)	61°	7:19 PM	2:28 (-:44)	3,507		2	8	0	7	1	6	1	8
23	4/28	@ Nashville	L, 4-3	9-13	7th -7.0	J. Bukauskas (1-0)	J. Dye (0-1)	-	69°	6:37 PM	2:26	6,707		3	5	1	3	4	7	1	4
24	4/29	@ Nashville																			
25	4/30	@ Nashville																			

APRIL Hitting Results: // APRIL Pitching Results:[illegible]**MAY Hitting Results: // MAY Pitching Results:**[illegible]

1ST HALF Hitting Results: . // 1ST HALF Pitching Results:

[illegible]

JUNE Hitting Results: TBD// JUNE Pitching Results: TBD

[illegible]

JULY Hitting Results: TBD // JULY Pitching Results: TBD

[illegible]**AUGUST Hitting Results: TBD // AUGUST Pitching Results: TBD**[illegible]

SEPTEMBER Hitting Results: TBD // SEPTEMBER Pitching Results: TBD
2ND HALF Hitting Results: TBD // 2ND HALF Pitching Results: TBD

DATE	OPPONENT	RESULT	IP	H	R	ER	BB	SO	2B	3B	HR	TB	AVG	WHIP	WP	BK	HB	GIDP	IBB	TBF	SV	SVO	ERA (SEASON)
3/31	@ Indianapolis	W, 8-6	9.0	11	6	6	2	7	4	0	1	18	(.297)	(1.44)	0	1	1	1	0	40	1	1	6.00
4/1	@ Indianapolis	W, 12-1	9.0	5	1	1	2	8	1	0	0	6	(.185)	(0.78)	0	0	2	5	0	31	0	0	3.50
4/2	@ Indianapolis	W, 8-3	9.0	11	3	3	5	10	1	1	1	17	(.314)	(1.78)	0	0	0	3	0	40	0	0	3.33
4/4	TOLEDO	L, 9-2	9.0	12	9	9	4	8	6	0	3	27	(.324)	(1.78)	0	0	0	1	0	41	0	0	4.75
4/5	TOLEDO	L, 7-6	9.0	12	7	6	5	10	3	0	1	18	(.316)	(1.89)	1	0	0	2	0	43	0	1	5.00
4/6	TOLEDO	L, 8-5	9.0	10	8	8	8	12	3	0	3	22	(.286)	(2.00)	0	0	0	1	0	44	0	0	5.50
4/7	TOLEDO	W, 9-4	9.0	9	4	4	5	8	0	2	1	16	(.250)	(1.56)	1	0	1	0	0	42	0	0	5.29
4/8	TOLEDO	W, 13-8	9.0	13	8	7	4	8	2	0	0	15	(.317)	(1.89)	0	1	2	1	0	47	0	0	5.50
4/9	TOLEDO	L, 8-2	9.0	13	8	6	4	10	2	0	3	24	(.317)	(1.89)	0	0	1	1	0	46	0	0	5.56
4/11	@ Iowa	L, 9-6	8.0	7	9	9	7	10	3	0	2	16	(.226)	(1.75)	0	0	1	0	0	39	0	0	5.97
4/12	@ Iowa	W, 10-6	9.0	8	6	6	2	10	2	1	2	18	(.235)	(1.11)	0	0	1	1	0	37	0	0	5.97
4/13	@ Iowa	L, 14-1	8.0	15	14	12	4	8	7	0	2	28	(.375)	(2.38)	0	0	2	0	0	46	0	0	6.54
4/14	@ Iowa	W, 11-8	9.0	11	8	7	4	14	2	0	2	19	(.297)	(1.67)	1	0	2	0	1	45	1	1	6.57
4/15	@ Iowa	PPD/Rain																					
4/16 G1	@ Iowa	Cancelled/Snow																					
4/16 G2	@ Iowa	Cancelled/Snow																					
4/18	GWINNETT	L, 4-1	9.0	6	4	4	6	3	0	1	0	8	(.207)	(1.33)	2	0	0	0	0	39	0	0	6.39
4/19	GWINNETT	L, 6-2	9.0	10	6	6	1	9	3	0	2	19	(.286)	(1.22)	0	0	0	1	0	36	0	0	6.36
4/20	GWINNETT	L, 9-3	9.0	10	9	6	5	7	1	1	1	16	(.286)	(1.67)	2	0	0	1	0	41	0	0	6.34
4/21	GWINNETT	L, 7-3	9.0	11	7	4	4	8	4	0	1	18	(.297)	(1.67)	4	1	0	2	0	42	0	0	6.20
4/22	GWINNETT	L, 5-2	9.0	10	5	4	5	5	1	0	1	14	(.294)	(1.67)	0	0	2	1	0	42	0	0	6.08
4/23	GWINNETT	W, 5-3	9.0	8	3	3	3	7	2	0	0	10	(.229)	(1.22)	2	0	0	1	0	39	1	1	5.91
4/25	@ Nashville	L, 8-3	8.0	11	8	8	3	5	2	1	2	21	(.333)	(1.75)	0	0	0	0	0	38	0	0	6.05
4/26	@ Nashville	L, 5-0	8.0	11	5	5	3	5	3	0	1	17	(.333)	(1.75)	0	0	0	0	0	37	0	0	6.03
4/27	@ Nashville	W, 2-1	9.0	6	1	1	5	10	1	0	0	7	(.200)	(1.22)	0	0	1	1	0	36	1	1	5.80
4/28	@ Nashville	L, 4-3	8.2	7	4	3	4	7	1	0	0	8	(.233)	(1.27)	0	0	0	3	0	34	0	1	5.68
4/29	@ Nashville																						
4/30	@ Nashville																						
5/2	LOUISVILLE																						
5/3	LOUISVILLE																						
5/4	LOUISVILLE																						
5/5	LOUISVILLE																						
5/6	LOUISVILLE																						
5/7	LOUISVILLE																						
5/9	@ Scranton/WB																						
5/10	@ Scranton/WB																						
5/11	@ Scranton/WB																						
5/12	@ Scranton/WB																						
5/13	@ Scranton/WB																						
5/14	@ Scranton/WB																						
5/16	TOLEDO																						
5/17	TOLEDO																						
5/18	TOLEDO																						
5/19	TOLEDO																						
5/20	TOLEDO																						
5/21	TOLEDO																						
5/23	@ St. Paul																						
5/24	@ St. Paul																						
5/25	@ St. Paul																						
5/26	@ St. Paul																						
5/27	@ St. Paul																						
5/28	@ St. Paul																						
5/30	MEMPHIS																						
5/31	MEMPHIS																						
6/1	MEMPHIS																						
6/2	MEMPHIS																						
6/3	MEMPHIS																						
6/4	MEMPHIS																						
6/6	@ Indianapolis																						
6/7	@ Indianapolis																						
6/8	@ Indianapolis																						
6/9	@ Indianapolis																						
6/10	@ Indianapolis																						
6/11	@ Indianapolis																						
6/13	COLUMBUS																						
6/14	COLUMBUS																						
6/15	COLUMBUS																						
6/16	COLUMBUS																						
6/17	COLUMBUS																						
6/18	COLUMBUS																						
6/20	@ Rochester																						
6/21	@ Rochester																						
6/22	@ Rochester																						
6/23	@ Rochester																						
6/24	@ Rochester																						
6/25	@ Rochester																						

[illegible]

HITTING

SERIES	OPPONENT	DATES	AVG	G	AB	R	H	TB	2B	3B	HR	RBI	BB	IBB	SO	SB	CS	OBP	SLG	OPS	PA	SAC	SF	HBP	GIDP
SERIES 1	@ Indianapolis	3/31 - 4/2	.331	3	121	28	40	62	5	1	5	28	19	0	27	10	0	.420	.512	.932	143	0	2	1	0
SERIES 2	TOLEDO	4/4 - 4/9	.258	6	198	37	51	100	9	2	12	34	28	0	61	5	2	.355	.505	.860	231	0	2	3	7
SERIES 3	@ Iowa	4/11 - 4/16	.269	4	145	28	39	75	15	0	7	27	12	0	26	6	2	.335	.517	.852	161	0	1	3	1
SERIES 4	GWINNETT	4/18 - 4/23	.225	6	182	16	41	64	11	0	4	16	29	0	50	11	3	.330	.352	.682	215	0	3	1	7
SERIES 5	@ Nashville	4/25 - 4/30																							
SERIES 6	LOUISVILLE	5/2 - 5/7																							
SERIES 7	@ Scranton/WB	5/9 - 5/14																							
SERIES 8	TOLEDO	5/16 - 5/21																							
SERIES 9	@ St. Paul	5/23 - 5/28																							
SERIES 10	MEMPHIS	5/30 - 6/4																							
SERIES 11	@ Indianapolis	6/6 - 6/11																							
SERIES 12	COLUMBUS	6/13 - 6/18																							
SERIES 13	@ Rochester	6/20 - 6/25																							
SERIES 14	IOWA	6/28 - 7/3																							
SERIES 15	@ Gwinnett	7/4 - 7/9																							
SERIES 16	INDIANAPOLIS	7/14 - 7/16																							
SERIES 17	ST. PAUL	7/18 - 7/23																							
SERIES 18	@ Columbus	7/25 - 7/30																							
SERIES 19	@ Louisville	8/1 - 8/6																							
SERIES 20	IOWA	8/8 - 8/13																							
SERIES 21	@ Toledo	8/15 - 8/20																							
SERIES 22	ST. PAUL	8/22 - 8/27																							
SERIES 23	LOUISVILLE	8/29 - 9/3																							
SERIES 24	@ Iowa	9/5 - 9/10																							
SERIES 25	INDIANAPOLIS	9/12 - 9/17																							
SERIES 26	@ Columbus	9/19 - 9/24																							

PITCHING

SERIES	OPPONENT	DATES	W	L	ERA	G	GS	CG	SHO	GF	HLD	SV	SVO	IP	H	R	ER	HR	HB	BB	IBB	SO	AVG	WP	BK	GIDP
SERIES 1	@ Indianapolis	3/31 - 4/2	3	0	3.33	3	3	0	0	3	0	1	1	27.0	27	10	10	2	3	9	0	25	.273	0	1	9
SERIES 2	TOLEDO	4/4 - 4/9	2	4	6.67	6	6	0	0	6	0	0	1	54.0	69	44	40	11	4	30	0	56	.303	2	1	6
SERIES 3	@ Iowa	4/11 - 4/16	2	2	9.00	4	4	0	0	4	2	1	1	34.0	41	37	34	8	6	17	1	42	.289	1	0	1
SERIES 4	GWINNETT	4/18 - 4/23	1	5	4.50	6	6	0	0	6	3	1	1	54.0	55	34	27	5	2	24	0	39	.268	10	1	6
SERIES 5	@ Nashville	4/25 - 4/30																								
SERIES 6	LOUISVILLE	5/2 - 5/7																								
SERIES 7	@ Scranton/WB	5/9 - 5/14																								
SERIES 8	TOLEDO	5/16 - 5/21																								
SERIES 9	@ St. Paul	5/23 - 5/28																								
SERIES 10	MEMPHIS	5/30 - 6/4																								
SERIES 11	@ Indianapolis	6/6 - 6/11																								
SERIES 12	COLUMBUS	6/13 - 6/18																								
SERIES 13	@ Rochester	6/20 - 6/25																								
SERIES 14	IOWA	6/28 - 7/3																								
SERIES 15	@ Gwinnett	7/4 - 7/9																								
SERIES 16	INDIANAPOLIS	7/14 - 7/16																								
SERIES 17	ST. PAUL	7/18 - 7/23																								
SERIES 18	@ Columbus	7/25 - 7/30																								
SERIES 19	@ Louisville	8/1 - 8/6																								
SERIES 20	IOWA	8/8 - 8/13																								
SERIES 21	@ Toledo	8/15 - 8/20																								
SERIES 22	ST. PAUL	8/22 - 8/27																								
SERIES 23	LOUISVILLE	8/29 - 9/3																								
SERIES 24	@ Iowa	9/5 - 9/10																								
Series 25	INDIANAPOLIS	9/12 - 9/17																								
Series 26	@ Columbus	9/19 - 9/24																								

 SERIES WINS: 1 (On Road)

 SERIES LOSSES: 2 (Both at Home)

 SERIES SPLITS: 1 (On Road)

THE LAST TIME THE STORM CHASERS

THREW A PERFECT GAME	
THREW A 9-INNING NO-HITTER	6/20/1988 vs. Columbus (Luis Aquino, 2-0 win)
THREW A 7-INNING NO-HITTER	7/13/1990 @ Iowa [G1] (Gene Walter, 3-0 win)
THREW A COMBINED NO-HITTER	4/17/1997 vs. Oklahoma City (Jim Converse and Allen McDill, 2-0 win)

THREW A COMBINED 1-HITTER (9 INNINGS)	8/26/2019 vs. Nashville (5-0 Win)
	Pitchers: Arnaldo Hernandez (8.0 IP), Gabe Speier (1.0 IP)

THREW A COMBINED 1-HITTER (7 INNINGS)	
THREW A COMBINED 2-HITTER (9 INNINGS)	6/12/2022 vs. Lehigh Valley (10-0 Win)
	Pitchers: Zack Greinke (5.0 IP), Andrés Núñez (1.0 IP), Marcelo Martínez (2.0 IP) & Brad Peacock (1.0 IP)

THREW A COMBINED 2-HITTER (7 INNINGS)	
GOT NO-HIT (9 INNINGS)	June 7, 2017 vs. Nashville (4-0 Loss)
	Pitchers: Chris Smith, Sean Doolittle, Tucker Healy and Simon Castro,

GOT NO-HIT (LESS THAN 9 INNINGS)	6/29/2008 vs. Oklahoma [G1] (Dustin Nippert, 2-0 loss)
GOT 1-HIT	8/15/2021 vs. Iowa (10-0 Loss)
GOT 2-HIT	8/17/2022 @ Louisville (4-3 Loss)

THREW A COMBINED 9-INNING SHUTOUT	8/12/2022 @ Toledo (5-0 Win)
	Pitchers: Drew Parrish (6.0 IP), Collin Snider (2.0 IP), Sam Freeman (1.0 IP)

THREW SHUTOUTS IN 3 STRAIGHT GAMES	8/7/2018 vs. Salt Lake and 8/9 and 8/10/2018 @ Round Rock (5-0, 9-0, 2-0)
THREW BACK-TO-BACK SHUTOUTS	8/9 and 8/10/2018 @ Round Rock (9-0 Win & 2-0 Win)

GOT SHUT OUT (9 INNINGS)	4/26/2023 @ Nashville (5-0 Loss)
GOT SHUT OUT IN BACK-TO-BACK GAMES	7/23 and 7/24/2022 vs. Iowa (10-0 Loss, 7-0 Loss)
GOT SHUT OUT IN 3 STRAIGHT GAMES	
GOT SHUT OUT (LESS THAN 9 INNINGS)	5/28, 2022 @ Louisville [G2] (3-0 Loss)

WON 10 GAMES IN A ROW	June 5 to June 16, 2012
WON 9 GAMES IN A ROW	May 22 to June 1, 2021
WON 8 GAMES IN A ROW	May 23 to May 30, 2010
WON 7 GAMES IN A ROW	July 21 to July 26, 2015
WON 6 GAMES IN A ROW	August 25 to August 31, 2021

LOST 10 GAMES IN A ROW	August 6 to August 16, 2006
LOST 8 GAMES IN A ROW	June 6 to June 14, 2016
LOST 7 GAMES IN A ROW	April 20 to April 28, 2019
LOST 6 GAMES IN A ROW	May 4 to May 9, 2018

STRUCK OUT 19+ OPPOSING HITTERS	5/6/2021 vs. St. Paul (19)
STRUCK OUT 17+ OPPOSING HITTERS	5/6/2021 vs. St. Paul (19)
STRUCK OUT 15+ OPPOSING HITTERS	9/22/2022 vs. Iowa (15)
STRUCK OUT 10+ OPPOSING HITTERS	4/27/2023 @ Nashville (10)

SCORED 20+ RUNS IN ONE GAME	7/4/2022 vs. Toledo (20)
SCORED 15+ RUNS IN ONE GAME	7/4/2022 vs. Toledo (20)
SCORED 10+ RUNS IN ONE GAME	4/14/2023 @ Iowa (11)
ALLOWED 20+ RUNS IN ONE GAME	9/11/2021 @ St. Paul (21)
ALLOWED 15+ RUNS IN ONE GAME	9/11/2022 vs. Indianapolis (19)
ALLOWED 10+ RUNS IN ONE GAME	4/13/2023 @ Iowa (14)

HAD 27+ HITS IN ONE GAME	7/4/2022 vs. Toledo (27)
HAD 25+ HITS IN ONE GAME	7/4/2022 vs. Toledo (27)
HAD 20+ HITS IN ONE GAME	7/4/2022 vs. Toledo (27)
HAD 15+ HITS IN ONE GAME	4/11/2023 vs. Indianapolis (16)
HAD 10+ HITS IN ONE GAME	4/23/2023 vs. Gwinnett (12)
ALLOWED 22+ HITS IN ONE GAME	8/2/2019 @ Reno (23)
ALLOWED 20+ HITS IN ONE GAME	8/2/2019 @ Reno (23)
ALLOWED 15+ HITS IN ONE GAME	4/13/2023 @ Iowa (15)
ALLOWED 10+ HITS IN ONE GAME	4/26/2023 @ Nashville (11)

WALKED 14+ TIMES IN ONE GAME	4/14/2022 vs. Louisville (14)
WALKED 10+ TIMES IN ONE GAME	4/20/2023 vs. Gwinnett (11)
WALKED 8+ TIMES IN ONE GAME	4/20/2023 vs. Gwinnett (11)
ALLOWED 13+ WALKS IN ONE GAME	5/8/2007 vs. Sacramento (13)
ALLOWED 10+ WALKS IN ONE GAME	9/21/2022 vs. Iowa (11)
ALLOWED 8+ WALKS IN ONE GAME	4/6/2023 vs. Toledo (8)

HIT 9+ HOME RUNS IN A GAME	7/3/2022 vs. Toledo (9)
HIT 7+ HOME RUNS IN A GAME	7/3/2022 vs. Toledo (9)
HIT 5+ HOME RUNS IN A GAME	7/3/2022 vs. Toledo (9)
HIT 3+ HOME RUNS IN A GAME	4/12/2023 @ Iowa (4)
ALLOWED 7+ HOME RUNS IN A GAME	9/5/2021 vs. Toledo (7)
ALLOWED 5+ HOME RUNS IN A GAME	4/27/2022 vs. Toledo (5)
ALLOWED 3+ HOME RUNS IN A GAME	4/9/2023 vs. Toledo (3)

HAD 2 PLAYERS HIT 2 HOME RUNS IN A GAME	Nate Eaton & Roman Quinn, 7/4/2022 vs. Toledo (20-6 win)
HIT BACK-TO-BACK HOME RUNS	4/5/2023 vs. Toledo, 6th Inning (7-6 loss)
	Tyler Gentry (3-run) & Logan Porter (solo)
	5/21/2021 @ Iowa, 9th Inning (9-8 loss)
	Anderson Miller (2-run), Sebastian Rivero (solo), Gabriel Cancel (solo)

SCORED 10+ RUNS IN AN INNING	12 Runs, 2nd Inning - 4/8/2019 @ Memphis (14-3 win)
SCORED 7+ RUNS IN AN INNING	7 Runs, 8th Inning - 4/2/2023 @ Indianapolis (8-3 win)
SCORED 5+ RUNS IN AN INNING	6 Runs, 3rd Inning - 4/8/2023 vs. Toledo (13-9 win)
SCORED 5+ RUNS IN AN EXTRA INNING	
ALLOWED 10+ RUNS IN AN INNING	10 Runs, 6th Inning - 7/16/2012 vs. Oklahoma City (16-9 loss)
ALLOWED 7+ RUNS IN AN INNING	8 Runs, 4th Inning - 9/11/2022 vs. Indianapolis (16-9 loss)
ALLOWED 5+ RUNS IN AN INNING	6 Runs, 2nd Inning - 4/13/2023 @ Iowa (14-1 Loss)
ALLOWED 5+ RUNS IN AN EXTRA INNING	
WON A GAME BY 15+ RUNS	14 Runs - 7/4/2023 vs. Toledo (20-6 win)
WON A GAME BY 10+ RUNS	11 Runs - 4/1/2023 vs. Indianapolis (12-1 win)
LOST A GAME BY 15+ RUNS	16 Runs - 9/11/2022 vs. Indianapolis, (19-3 loss)
LOST A GAME BY 10+ RUNS	13 Runs - 4/13/2023 @ Iowa (14-1 Loss)

SCORED 12+ RUNS IN CONSECUTIVE GAMES	9/25/2021 and 9/26/2021 vs. Indianapolis (12-3 Win & 17-12 loss)
SCORED 10+ RUNS IN CONSECUTIVE GAMES	6/26/2022 vs. Columbus & 6/28/2022 @ St. Paul (17-4 Win, 11-2 win)
SCORED JUST ONE RUN WITHOUT AN RBI	5/4/2019 vs. Iowa (6-1 loss)
SCORED MULTIPLE RUNS WITHOUT AN RBI	4/30/2018 @ Iowa (10-3 loss)
SCORED MORE RUNS THAT RECORDED HITS	4/8/2023 vs. Toledo (13-8 win, 13 R on 12 H)

TURNED 6 DOUBLE PLAYS IN ONE GAME	8/25/08 vs. New Orleans
TURNED 5 DOUBLE PLAYS IN ONE GAME	4/1/2023 @ Indianapolis
TURNED 4 DOUBLE PLAYS IN ONE GAME	8/24/2022 vs. Scranton/Wilkes-Barre
TURNED 3+ DOUBLE PLAYS IN ONE GAME	4/28/2023 @ Nashville (3)
TURNED A TRIPLE PLAY	6/3/1992 @ Denver, 1st Inning (3-2 win)
	5-4-3 (Fielders: Sean Berry to Stu Cole to Jeff Conine Batter: Jim Tatum)
HIT INTO A TRIPLE PLAY	4/17/2015 vs. New Orleans, Cheslor Cuthbert, 1st Inning (5-3 loss)
	5-3-4-6-5-3 (Fielders: Derek Dietrich to Justin Bour to Scott Sizemore to Miguel Rojas to Dietrich to Bour)

COMMITTED 6 ERRORS	5/10/2012 @ Sacramento
COMMITTED 5 ERRORS	4/16/2006 @ Memphis
COMMITTED 4 ERRORS	6/29/2022 @ St. Paul
COMMITTED 3+ ERRORS	4/23/2023 vs. Gwinnett (3)

EVERY STORM CHASER IN THE STARTING LINEUP HAD A HIT	4/23/2023 vs. Gwinnett
EVERY STORM CHASER IN THE STARTING LINEUP SCORED A RUN	4/1/2023 vs. Indianapolis
EVERY STORM CHASER IN THE STARTING LINEUP HAD A HIT AND SCORED A RUN	
LINEUP BATTED AROUND TWICE IN ONE GAME	

WON ON THE LAST AT-BAT OF THE GAME (WALK-OFF WIN)	9/22/2022 vs. Iowa (5-4 Win, 13 innings)
LOST ON THE LAST AT-BAT OF THE GAME (WALK-OFF LOSS)	4/28/2023 @ Nashville (4-3 Loss, 9 innings)
PLAYED BACK-TO-BACK EXTRA-INNING GAMES	

WON BOTH GAMES OF A DOUBLEHEADER	8/22/2022 vs. Scranton/Wilkes-Barre (9-4 Win & 12-10 Win)
PITCHED SHUTOUTS IN BOTH GAMES OF A DOUBLEHEADER	
LOST BOTH GAMES OF A DOUBLEHEADER	

THE LAST TIME AN OMAHA HITTER...

HAD 6 HITS IN ONE GAME	Matt Diaz, 7/27/2005 @ Portland
HAD 5 HITS IN ONE GAME	Dairon Blanco, 9/15/2022 @ Columbus
HAD 4 HITS IN ONE GAME	Freddy Fermin, 4/11/2023 @ Iowa
HAD 3 HITS IN ONE GAME	Nick Loftin, 4/14/2023 @ Iowa

HIT 3 HOME RUNS IN ONE GAME	Ryan McBurney, 6/13/2021 @ St. Paul
HIT 2 HOME RUNS IN ONE GAME	Freddy Fermin, 4/8/2023 vs. Toledo
HIT 2 TRIPLES IN ONE GAME	Angel Franco, 5/6/2016 @ Iowa
HIT 4 DOUBLES IN ONE GAME	Jordan Parraz, 5/18/2010 @ Las Vegas
HIT 3 DOUBLES IN ONE GAME	Dairon Blanco, 9/15/2022 @ Columbus
HIT 2 DOUBLES IN ONE GAME	Logan Porter, 4/18/2023 vs. Gwinnett
HIT 2 SACRIFICE FLIES IN ONE GAME	Nick Pratto, 4/20/2023 vs. Gwinnett

HIT A GRAND SLAM	Brent Rooker, 9/26/2022 @ St. Paul
HIT AN INSIDE-THE PARK HOME RUN	Bobby Witt Jr., 9/8/2021 @ St. Paul
LED OFF A HOME GAME WITH A HOME RUN	Drew Waters, 8/2/2022 vs. St. Paul
LED OFF A ROAD GAME WITH A HOME RUN	Drew Waters, 8/16/2022 @ Louisville
HIT A PINCH-HIT HOME RUN	Elier Hernández, 5/22/2019 vs. Iowa
HIT A WALK-OFF HOME RUN	Nate Eaton, 5/31/2022 vs. Indianapolis
HIT A WALK-OFF GRAND SLAM	Jimmy Goveas, 5/7/2022 VS. Columbus
HIT A WALK-OFF PINCH-HIT HOME RUN	Chad Santos, 8/23/2005 vs. New Orleans
HIT FOR THE CYCLE	Jimmy Paredes, 5/12/2014 vs. New Orleans

HAD 11 RBI IN ONE GAME	Mike Moustakas, 8/30/2010 vs. Round Rock
HAD 9 RBI IN ONE GAME	Brett Eibner, 4/9/2014 vs. Memphis
HAD 8 RBI IN ONE GAME	Jimmy Paredes, 5/12/2014 vs. New Orleans
HAD 7 RBI IN ONE GAME	Brett Hayes, 5/12/2013 vs. Nashville
HAD 6 RBI IN ONE GAME	Freddy Fermin, 4/8/2023 vs. Toledo
HAD 5 RBI IN ONE GAME	Jackson Reetz, 4/1/2023 @ Indianapolis
HAD 4 RBI IN ONE GAME	Brent Rooker, 9/26/2022 @ St. Paul

SCORED 5 RUNS IN ONE GAME	Brett Eibner, 5/12/2014 vs. New Orleans
SCORED 4 RUNS IN ONE GAME	Maikel Garcia, 9/15/2022 @ Columbus
SCORED 3 RUNS IN ONE GAME	Tyler Gentry, 4/12/2023 @ Iowa

WALKED 4 TIMES IN ONE GAME	MJ Melendez, 8/22/202 vs. Columbus
WALKED 3 TIMES IN ONE GAME	Tyler Gentry, 4/20/2023 vs. Gwinnett

STOLE 4 BASES IN ONE GAME	Jarrod Dyson, 6/10/2013 @ Nashville
STOLE 3 BASES IN ONE GAME	Samad Taylor, 4/26/2023 @ Nashville
STOLE 2 BASES IN ONE GAME	Nate Eaton, 4/28/2023 @ Nashville

STRUCK OUT 5 TIMES IN ONE GAME	Drew Waters, 8/10/2022 @ Toledo
STRUCK OUT 4 TIMES IN ONE GAME	Brewer Hicklen, 9/16/2022 @ Columbus
STRUCK OUT 3 TIMES IN ONE GAME	Logan Porter, 4/28/2023 @ Nashville

REACHED BASE 6 TIMES IN ONE GAME	Nicky Lopez, 7/27/2018 @ Fresno
REACHED BASE 5 TIMES IN ONE GAME	Dairon Blanco, 9/15/2022 @ Columbus
REACHED BASE 4 TIMES IN ONE GAME	Dairon Blanco, 4/14/2023 @ Iowa

REACHED BASE IN EVERY TRIP TO THE PLATE (6 PA)	Brett Eibner, 4/9/2014 vs. Memphis
REACHED BASE IN EVERY TRIP TO THE PLATE (5 PA)	Drew Waters, 7/27/2022 @ Syracuse
REACHED BASE IN EVERY TRIP TO THE PLATE (4 PA)	Freddy Fermin, 4/11/2023 @ Iowa

HAD 2 HOME RUNS IN THE SAME INNING	Brett Eibner: 5th Inning, 5/12/2015 vs. Memphis
HAD 2 DOUBLES IN THE SAME INNING	Clay Dungan: 6th Inning, 6/26/2022 vs. Columbus
HAD 2 HITS IN THE SAME INNING	Samad Taylor and Maikel Garcia: 8th Inning, 4/2/2023 @ Indianapolis
REACHED 2 TIMES IN THE SAME INNING	Samad Taylor and Maikel Garcia: 8th Inning, 4/2/2023 @ Indianapolis
SCORED 2 RUNS IN THE SAME INNING	Brewer Hicklen: 6th Inning, 8/26/2022 vs. Scranton/WB

HIT HOME RUNS IN 6 STRAIGHT GAMES	Steve Sisco, June 13 to June 21, 1998
HIT HOME RUNS IN 5 STRAIGHT GAMES	Cory Aldridge, July 27 to August 8, 2009
HIT HOME RUNS IN 4 STRAIGHT GAMES	Nick Pratto, August 19 to August 22, 2021
HIT HOME RUNS IN 3 STRAIGHT GAMES	Brent Rooker, September 23 to September 26, 2022
HIT HOME RUNS IN BACK-TO-BACK GAMES	Nick Loftin, April 12 and 13 @ Iowa, 2023
HIT HOME RUNS IN BOTH GAMES OF A DOUBLEHEADER	Nick Pratto: 7/7/2022 @ Indianapolis
HIT HOME RUNS FROM BOTH SIDES OF THE PLATE, GAME	Tim Lincecum Jr., 8/20/2009 @ Tacoma
HIT HOME RUN IN FIRST OMAHA AT-BAT	Jackson Reetz, 8/28/2022 vs. Scranton/WB [G1]

HAD 2+ HITS IN 7 STRAIGHT GAMES	Johnny Givortella, August 3 to August 14, 2014
HAD 2+ HITS IN 6 STRAIGHT GAMES	Dairon Blanco, September 10 to September 17, 2022
HAD 2+ HITS IN 5 STRAIGHT GAMES	MJ Melendez, September 25 to October 2, 2021

HAD A 20+ GAME HITTING STREAK	Frank Schwindel, 20 Games: July 22 to August 13, 2018
HAD A 18+ GAME HITTING STREAK	Frank Schwindel, 20 Games: July 22 to August 13, 2018
HAD A 16+ GAME HITTING STREAK	Frank Schwindel, 20 Games: July 22 to August 13, 2018
HAD A 14+ GAME HITTING STREAK	Dairon Blanco, 15 Games: May 15 to July 10, 2022
HAD A 12+ GAME HITTING STREAK	Dairon Blanco, 15 Games: May 15 to July 10, 2022

HAD A 40+ GAME REACHED BASE STREAK	Shane Costa, 46 Games: April 14 to August 8, 2007
HAD A 35+ GAME REACHED BASE STREAK	Alex Gordon, 39 Games: May 9 to June 19, 2010
HAD A 30+ GAME REACHED BASE STREAK	Freddy Fermin, 33 Games: August 3 to September 15, 2022
HAD A 25+ GAME REACHED BASE STREAK	Freddy Fermin, 33 Games: August 3 to September 15, 2022
HAD A 20+ GAME REACHED BASE STREAK	Freddy Fermin, 33 Games: August 3 to September 15, 2022

THE LAST TIME AN OMAHA PITCHER...

THREW A 1-HITTER (9 INNINGS)	Luis Mendoza, 7/18/2011 @ Memphis
THREW A 1-HITTER (7 INNINGS)	
THREW A 2-HITTER (9 INNINGS)	Jeff Suppan, 6/21/2011 @ Nashville
THREW A 2-HITTER (7 INNINGS)	Arnaldo Hernandez, 7/21/2018 vs. Round Rock [G1]

THREW A 9-INNING COMPLETE GAME SHUTOUT	Luis Mendoza, 7/18/2011 @ Memphis
THREW A 7-INNING COMPLETE GAME SHUTOUT	Jake Kalish, 7/2/2018 vs. Nashville [G1]
THREW A 5-INNING COMPLETE GAME SHUTOUT	Anthony Lerew, 8/31/2010 vs. Round Rock

THREW A 9-INNING COMPLETE GAME	Arnaldo Hernandez, 8/15/2018 vs. Oklahoma City
THREW AN 8-INNING COMPLETE GAME	John Lannan, 6/16/2016 @ Oklahoma City
THREW A 7-INNING COMPLETE GAME	Austin Cox, 8/28/2022 vs. Scranton/WB [G1]
THREW A 6-INNING COMPLETE GAME	Matt Wright, 8/8/2008 @ Nashville [G2]
THREW A 5-INNING COMPLETE GAME	Trevor Oaks, 8/6/2018 vs. Salt Lake

STRUCK OUT 12 IN A GAME	Jakob Junis, 5/26/2017 @ Nashville
STRUCK OUT 11 IN A GAME	John Lamb, 7/9/2014 vs. Iowa
STRUCK OUT 10 IN A GAME	Jackson Kowar, 7/3/2021 @ St. Paul

WALKED 7 IN A GAME	Josh Staumont, 5/24/2017 @ Nashville
WALKED 6 IN A GAME	Drew Parrish, 6/22/2022 vs. Columbus
WALKED 5 IN A GAME	Drew Parrish, 9/16/2022 @ Columbus

ALLOWED 6 HOME RUNS IN A GAME	Matt Wright, 8/18/2007 vs. Albuquerque
ALLOWED 5 HOME RUNS IN A GAME	Christian Binford, 7/2/2017 vs. Colorado Springs
ALLOWED 4 HOME RUNS IN A GAME	Jake Kalish, 9/24/2021 vs. Indianapolis
ALLOWED 3 HOME RUNS IN A GAME	Daniel Mengden, 9/20/2022 vs. Iowa
ALLOWED 2 HOME RUNS IN A GAME	Jonathan Heasley, 4/13/2023 @ Iowa

THREW 120+ PITCHES IN A GAME	Brett Tomko, 5/8/2014 @ Round Rock (127)
THREW 115+ PITCHES IN A GAME	Luke Farrell, 6/8/2017 vs. Nashville (116)
THREW 110+ PITCHES IN A GAME	Christian Binford, 9/3/2017 vs. Iowa (110)
THREW 100+ PITCHES IN A GAME	Jonathan Heasley, 4/25/2023 @ Nashville (104)
THREW 95+ PITCHES IN A GAME	Austin Cox, 4/27/2023 @ Nashville (99)
THREW 90+ PITCHES IN A GAME	Drew Parrish, 4/28/2023 @ Nashville (90)

WON HIS OMAHA DEBUT	Alec Marsh, 9/23/2022 vs. Iowa
THREW AN IMMACULATE INNING	Anthony Swarzak, 6/3/2021 vs. Iowa

ABS CHALLENGE TRACKER								
GM # – DATE	OPPONENT	PLAYER CHALLENGING	POSITION	INNING	CALL (COUNT)	OVERTURNED?	PLAY RESULT (COUNT)	UMPIRE
23 – April 28	@ Nashville	Logan Porter	Catcher	▲ 6	Ball (0-0)	No	Lineout, L9 (1-1)	Paul Clemons
23 – April 28	@ Nashville	Maikel Garcia	Batter	▼ 8	Strike (1-0)	No	Groundout, 5-4 (1-1)	Paul Clemons