

OMAHA STORM CHASERS GAME NOTES

AT NASHVILLE SOUNDS

RHP Jonathan Heasley (1-2, 8.84 ERA) @ LHP Robert Gasser (0-0, 2.77 ERA)

Tuesday, April 25, 2023 | Game #20 | Road Game #8

6:35 p.m. CT | First Horizon Park | Nashville, Tennessee

Radio: stormchasers.mxl.com | TV: Bally Live, MiLB.TV

8-11

10-10

Omaha Storm Chasers | 12356 Ballpark Way, Papillion, Nebraska 68046 | (402) 738-5100 | OmahaStormChasers.com | @OMASstormChasers

UPCOMING SCHEDULE & PROBABLE PITCHERS

UPCOMING GAMES

OPPONENT





TIME (CT)

PROBABLE PITCHERS

Wednesday, April 26	@ Nashville	6:35 p.m. CT	RHP Max Castillo (0-3, 7.24 ERA) @ RHP Caleb Boushley (0-1, 7.31 ERA)
Thursday, April 27	@ Nashville	6:35 p.m. CT	LHP Austin Cox (0-0, 3.14 ERA) @ RHP Janson Junk (2-0, 0.57 ERA)
Friday, April 28	@ Nashville	6:35 p.m. CT	LHP Drew Parrish (1-0, 2.40 ERA) @ Thomas Pannone (0-0, 0.00 ERA)
Saturday, April 29	@ Nashville	6:35 p.m. CT	RHP Mike Mayers (1-1, 7.36 ERA) @ RHP Robert Stock (0-3, 10.45 ERA)

THE MATCHUP

(UNDERLINE = MiLB LEADER) (BOLD = TRIPLE-A LEADER) (ITALICS = TRIPLE-A WORST)

			
.265 (6TH) < AVG	.242 (16TH)	5.91 (19TH)	ERA > 3.73 (3RD)
109 (9TH) < R	83 (18TH)	1.61 (17TH)	WHIP > 1.38 (4TH)
171 (7TH) < H	158 (16TH)	.285 (18TH)	AVG > .238 (5TH)
28 (6TH) < HR	22 (11TH)	169.0 (15TH)	IP > 173.2 (12TH)
88 (9TH) < BB	80 (14TH)	192 (19TH)	H > 152 (4TH)
164 (6TH) < K	162 (5TH)	125 (19TH)	R > 81 (3RD)
32 (4TH) < SB	13 (18TH)	26 (15TH)	HR > 17 (2ND)
.356 (6TH) < OBP	.332 (17TH)	80 (3RD)	< BB 87 (13TH)
.466 (6TH) < SLG	.402 (15TH)	162 (16TH)	K > 188 (10TH)
.822 (7TH) < OPS	.734 (14TH)	0 (13TH)	SHO > 3 (1ST)

ALL-TIME vs. Sounds.....	268-260 (.508)
ALL-TIME at Omaha (Since 2005).....	65-56 (.537)
ALL-TIME at Nashville (Since 2005).....	57-61 (.483)

2023 vs. Sounds.....	
2023 at Werner Park.....	N/A
2023 at First Horizon Park.....	

DATE	H/R	SCORE	WIN	LOSS	SAVE
4/25	R				
4/26	R				
4/27	R				
4/28	R				
4/29	R				
4/30	R				

SERIES HISTORY (528 GAMES)

Omaha and Nashville played each other regularly from 1985-1997 (American Association) and 1998-2019 (Pacific Coast League).

In the modern PCL (2005-2019), the teams had 16 games scheduled against each other each season, typically 8 in Omaha and 8 in Nashville.

With a move to the International League for both teams, they did not play each other in 2021 and again were not scheduled for games in 2022, despite playing in the same division.

The last series Omaha and Nashville played was August 26-29 at Werner Park, with Omaha taking the first two games and Nashville winning the last two.

STORM CHASERS ON THE RISE

Omaha players that appear on a Top-30 Royals prospects ranking

PLAYER (POSITION)	MLB PIPELINE	BASEBALL AMERICA
Maikel Garcia (INF)	Royals No. 3	Royals No. 6
Nick Loftin (INF/OF)	Royals No. 4	Royals No. 8
Tyler Gentry (OF)	Royals No. 8	Royals No. 7
Samad Taylor (INF/OF)	Royals No. 21	Royals No. 24
Tucker Bradley (OF)	Royals No. 25	-
Jackson Kowar (RHP)	-	Royals No. 17
Max Castillo (RHP)	-	Royals No. 18

STORM CHASERS PRESS BOX



Game Notes compiled by Nicholas Badders

Credential Requests: nicholasb@omahastormchasers.com

Omaha Storm Chasers gameday information, as well as the 2023 Storm Chasers Media Guide can be found at milb.com/omaha/ballpark/media or by scanning the QR code to the right.



SUNDAY'S GAME

	1	2	3	4	5	6	7	8	9	R	H	E	LO
 Gwinnett	3	0	0	0	0	0	0	0	0	3	8	0	9
 Omaha	0	1	2	1	0	0	0	1	x	5	12	3	6

WIN: Mike Mayers (1-1) | LOSS: Nolan Kingham (0-3) | SAVE: Nick Wittgren (2)

PAPILLION, NEB. – After falling behind early in 1st inning, the Omaha Storm Chasers quickly stormed back to provide run support for starting pitcher **Mike Mayers** and beat the Gwinnett Stripers 5-3 Sunday afternoon the salvage the series and avoid a sweep.

✦ Mayers allowed 3 runs on 4 hits in the 1st, but settled into a groove in the 2nd, retiring 13 of his last 17 batters for his 1st win of the season in his 2nd start of the week.

✦ 10 of 18 runs Mayers has allowed this year have come in the first inning, this was his third of five starts this year where he allowed first-inning runs, then shut down the offense across the rest of his outing.

✦ The Chasers opened each of the first four innings with a baserunner and began to chip away at Gwinnett in the 2nd inning, as **CJ Alexander** opened the inning with a single, then scored on an **Angelo Castellano** RBI single ... Omaha quickly tied the game in the 3rd, as five straight hits opened the frame, with an RBI double from **Maikel Garcia** that scored **Dairon Blanco**, and an RBI single from **Tyler Gentry** that plated Garcia.

✦ In the 4th, **Tucker Bradley** walked to open the inning, advanced to second on a wild pitch, stole his first of two bases in the game, then scored moments later on another RBI single from Castellano that gave Omaha a 4-3 lead that the team didn't relinquish.

✦ After Mayers settled into his groove on the mound, Omaha's bullpen backed him up, as **Jackson Kowar** pitched a scoreless 6th inning, **Evan Sisk** fired a scoreless 7th and **Collin Snider** produced a 1-2-3 8th, before **Nick Wittgren** came on in the 9th.

✦ Wittgren retired all three batters he faced to earn his second save of the season, combining with Snider and Sisk to retire the final seven Stripers hitters of the evening.

✦ Omaha added a run of insurance in the 8th, as Jakson Reetz doubled home Nick Pratto, a hit that gave all nine Storm Chasers in the lineup a base hit in the game. Blanco, Nick Loftin and Castellano each had two hits, while Blanco stole three bases, Bradley stole two and Alexander stole one for a season-high six steals as a team.

NOTES AND NUGGETS

PICK A NICK

The three Nick's on the Storm Chasers all had very different weeks in last week's series vs. Gwinnett.

✦ **Nick Pratto** led the Storm Chasers with 12 TB, 2 HR & 5 RBI last week ... Pratto enters tonight on a five-game hitting streak, a stretch where he's gone going 5-for-17 (.294) with 1 double, his first 2 homers of the season and a pair of sacrifice flies.

✦ After being the standout in the team's last road series in Des Moines, **Nick Loftin** went just 3-for-23 (.130) at the plate last week, with six strikeouts ... he opened the series 0-for-15 before singling Friday and adding a pair of hits Sunday.

✦ **Nick Wittgren** has assumed the role as Omaha's closer, with 7 of his 8 outings scoreless and half of his appearances perfect, retiring every batter faced ... he has retired his last 10 hitters faced and has not allowed a run in 6.0 innings.

ROLLING IN THE DEEP

Every game in last week's series vs. Gwinnett saw Omaha's starting pitchers throw at least 5.0 innings, after just two starts of 5.0 IP or more in the first 13 games.

✦ Last week, Omaha starters have combined to allow 13 earned runs in 33.0 innings (3.55 ERA), including quality starts from **Mike Mayers** and **Jonathan Heasley**.

✦ Even when they go deep into games, receiving run support has been a challenge for Omaha starters, who are averaging just 2.32 runs of support per game ... when receiving at least 3 runs of support, Omaha starters are 6-1, compared to 2-10 when getting less than 2 runs of support ... the team is 8-1 when recording at least 10 hits, but 0-10 when getting 10 hits or less.

SAMAD (TAYLOR'S VERSION)

Samad Taylor led off the first 18 games of the season for Omaha and gone 24-for-77 at the plate, with 7 extra-base hits and 15 runs batted in, he got his first day off Sunday.

✦ He has collected multiple hits in 8 different games this season, including each of the first 4, with hits in 15 of the 18 games he's played ... he's reached base in 17 of 18, including each of the last 12 games, Omaha's longest on-base streak this year.

✦ His 24 hits rank tied 8th in the International League, while he ranks tied 6th with 8 steals ... 8 steals are tied 7th in Triple-A as well.

SOMETHING'S BREWING

Brewer Hicklen was activated from the 7-Day Injured List earlier today, after opening the season on Omaha's IL (right elbow strain).

✦ Hicklen was named the Royals Triple-A Player of the Year last year for Omaha and set career-highs in doubles (30), home runs (28), runs batted in (85) and runs scored (85) ... he finished just two homers shy of a 30/30/30 season (HR/SB/2B).

FREDDY FERMIN'S BUSINESS

Added to Kansas City's 40-man roster in November, catcher **Freddy Fermin** was recalled by the Royals on Friday (April 21) and started Sunday for Kansas City.

✦ In the Royals' 4-3 loss to the Angels Sunday, Fermin recorded his first MLB hit in the 3rd inning off lefty **Reid Detmers** a 103.3 MPH single to left field.

✦ Fermin's average exit velocity of 92.7 MPH still leads Omaha hitters this season, with a team-best 10 balls put in play 100 MPH or harder.

AT A GLANCE

RECENT

Last 5 Games.....	1-4
Last 10 Games.....	3-7
Last 20 Games.....	8-11

HOME/AWAY

Home Games.....	3-9
Away Games.....	5-2

TIME OF DAY

Night Games.....	3-6
Day Games.....	5-5

MONTH

March.....	1-0
April.....	7-11
May.....	
June.....	
July.....	
August.....	
September.....	

OPPONENT

vs. Columbus.....	
vs. Gwinnett.....	1-5
vs. Indianapolis.....	3-0
vs. Iowa.....	2-2
vs. Louisville.....	
vs. Memphis.....	
vs. Nashville.....	
vs. Rochester.....	
vs. Scranton/WB.....	
vs. St. Paul.....	
vs. Toledo.....	2-4

DAY OF THE WEEK

on Monday.....	
on Tuesday.....	0-3
on Wednesday.....	1-2
on Thursday.....	0-3
on Friday.....	3-1
on Saturday.....	2-1
on Sunday.....	2-1

LAST WEEK'S HOMESTAND

Record.....	1-5
Batting Average.....	(.225)
Runs/Per Game.....	16/2.7
Home Runs.....	4
ERA.....	4.50 (27 ER / 54.0 IP)
Strikeouts (K/9).....	39 (6.5)
Saves/Opportunities.....	1/1

QUICK FACTS

Founded	2011 (1969-2010: Omaha Royals)
Colors	Royal Blue, Twister Gold, Blackout Black
League	International League (Since 2021)
Ownership	Alliance Baseball Omaha LLC
General Manager	Laurie Schlender (4th Year)
Home Ballpark (Capacity)	Werner Park (9,023, 6,254 fixed seats)
Dimensions	LF- 310 CF- 402 RF- 315

ROSTER BREAKDOWN

Age 22.....0	Native of Cuba.....1
Age 23.....2	Native of Mexico.....1
Age 24.....5	Native of United States.....22
Age 25.....1	Native of Venezuela.....3
Age 26.....9	Acquired by Royals via Free Agency9
Age 27.....5	(International).....3 (Minor League).....4 (Undrafted).....2
Age 28.....1	Acquired by Royals via Trade8
Age 29.....2	Acquired by Royals via Waivers1
Age 30.....0	Acquired by Royals via First Year Player Draft11
Age 31.....2	(High School).....1 (Rounds 1-5).....5 (2015-17 Drafts).....3
Age 32.....0	(2nd Year/College).....1 (Rounds 6-10).....2 (2018 Draft).....5
Average Age26 Years 104 Days	(3rd Year/College).....7 (Rounds 11-20).....2 (2019 Draft).....1
Median Age26	(4th+ Year/College).....2 (Rounds 21-40).....2 (2020 Draft).....2

PRO-NUN-SEE-AY-SHUNS

PLAYERS

0 SAMAD TAYLOR	(suh-mod)
2 RYAN GOINS	(GO-ins)
11 MAIKEL GARCIA	(my-KELL gar-SEE-uh)
16 DAIRON BLANCO	(DYE-rone)
17 ANGELO CASTELLANO	(kass-tay-AH-noh)
21 MIKE MAYERS	(MY-ers)
32 NICK PRATTO	(praw-toh)
37 JACKSON KOWAR	(coh-wahr)
44 RYAN WEISS	(wyss)
50 MAX CASTILLO	(ca-STEE-yo)
58 BROOKS KRISKE	(KRIS-kee)
62 NICK WITTGREN	(wit-grinn)

COACHES

23 MIKE JIRSICHELE	(jursh-LEE)
33 DAVID NOWORYTA	(Nova-REE-tah)
52 BIJAN RADEMACHER	(bee-ZHON RAH-de-moch-err)

UNIFORM RECORDS

STANDARD UNIFORMS

Blue Vortex Home: 1-6 Road: 0-0	Blue O-Bolt Home: 0-1 Road: 5-2	Powder SC Home: 2-1 Road: 0-0	Powder O Home: 0-0 Road: 0-0
Home White Home: 1-6 Road: 0-0	Road Grey Home: 0-0 Road: 3-2	Blue O-Bolt Home: 0-1 Road: 2-0	Powder Blue Home: 2-1 Road: 0-0

SPECIALTY/THEME NIGHTS

Black O-Bolt Home: 0-1 Road: 0-0	Patriotic Home: 0-0 Road: 0-0	Runzas Home: 0-0 Road: 0-0	Cattlemen Home: 0-0 Road: 0-0	Rockets Home: 0-0 Road: 0-0	Marvel Home: 0-0 Road: 0-0	Throwback Home: 0-0 Road: 0-0
Community Home: 0-1 Road: 0-0	Star Wars Home: 0-0 Road: 0-0	Patriotic Home: 0-0 Road: 0-0	Runzas Home: 0-0 Road: 0-0	Cattlemen Home: 0-0 Road: 0-0	Rockets Home: 0-0 Road: 0-0	Marvel Home: 0-0 Road: 0-0

TRANSACTIONS

2023 BREAKING ROSTER

Pitchers (15): RHP Max Castillo, LHP Austin Cox, RHP Jonathan Heasley, RHP Jackson Kowar, RHP Brooks Kriske, LHP Marcelo Martinez, RHP Mike Mayers, RHP Andrés Núñez, LHP Drew Parrish, LHP Evan Sisk, RHP Collin Snider, RHP Josh Staumont, LHP Josh Taylor, RHP Ryan Weiss, RHP Nick Wittgren

Catchers (3): Freddy Fermin, Logan Porter, Jakson Reetz

Infielders (6): CJ Alexander, Angelo Castellano, Maikel Garcia, Nick Loftin, Nick Pratto, Samad Taylor


Outfielders (3): Dairon Blanco, Tucker Bradley, Brewer Hicklen

- 3/31 Kansas City Royals announce Breaking Roster
- 4/5 1B **Nick Pratto** recalled by KANSAS CITY from Omaha (AAA)
- 4/6 1B **Nick Pratto** optioned to Omaha (AAA)
- 4/12 LHP **Josh Dye** activated from the Development List
- 4/14 RHP **Josh Staumont** recalled by KANSAS CITY from Omaha (AAA)
- RHP **Dylan Coleman** optioned to Omaha (AAA)
- 4/16 LHP **Josh Taylor** recalled by KANSAS CITY from Omaha (AAA)
- 4/21 C **Freddy Fermin** recalled by KANSAS CITY from Omaha (AAA)
- 4/25 OF **Brewer Hicklen** activated from the 7-Day Injured List



MANAGER: MIKE JIRSCHLE • #23

- ✦ Mike Jirschele returns for his 15th season as Omaha's manager, his 18th season managing in Minor League Baseball and 32nd season overall with the Royals organization, named to the position of Storm Chasers manager on January 13, 2023, after previously managing Triple-A Omaha from 1995-97 and 2003-13.
- ✦ Jirschele served on the Kansas City Royals coaching staff as the Third Base Coach from 2014-19 and won the World Series in 2015. Jirschele most recently served as the bench coach under manager Chris Witheridge during the 2022 season with the Double-A Northwest Arkansas Naturals. He spent the 2021 season as Witheridge's bench coach for the High-A Central champion Quad Cities River Bandits and served as Special Assistant to the General Manager in 2020.
- ✦ In his second stint as Omaha's manager, over 11 years from 2003 to 2013, he led the team to four division titles, three consecutive trips to the Pacific Coast League Championship Series (2011-2013), two PCL titles (2011, 2013) and the team's first of two Triple-A National Championships in 2013.
- ✦ He earned the 2011 Mike Coolbaugh Award for *outstanding baseball work ethic, knowledge of the game and skill in mentoring young players on the field* and he is a four-time recipient of the Dick Howser Award (1992, 1994, 2005, 2011), recognizing outstanding work in player development within the Royals organization.
- ✦ Prior to his time with Omaha and Kansas City, he served as the Royals Minor League Infield Coordinator for four years, from 1998-2002, and he held managerial positions with Wilmington (1994), Rockford (1993) and the Gulf Coast Royals (1992).
- ✦ He appeared 999 games in the Minor Leagues across 13 years, between 1977 and 1990, including 22 games with the Omaha Royals between 1988 and 1989.



PITCHING COACH: DANE JOHNSON • #59

- ✦ Dane Johnson enters his fourth year in the Royals organization and as the Storm Chasers pitching coach, after joining Kansas City ahead of the 2020 season. 2023 marks his 24th season coaching overall.
- ✦ He previously spent one season in the Miami Marlins organization (2019) as a Pitching Consultant and 19 seasons with the Toronto Blue Jays as a Minor League Pitching Coach from 2000-03, Pitching Coordinator from 2004-14 and Major League Bullpen Coach from 2015-18.
- ✦ Prior to entering coaching, spent 15 years as a player, including over 280 games in the Minor Leagues and parts of three seasons in the Majors with the Chicago White Sox (1994), Blue Jays (1996) and Oakland Athletics (1997), also playing two seasons (1990-1991) in the Chinese Professional Baseball League.
- ✦ Johnson and his wife, Gina, reside in Palm Harbor, Florida. They have two children: a daughter, Madison (31), and son, Cobi (27).



HITTING COACH: BIJAN RADEMACHER • #52

- ✦ Bijan Rademacher (*bi-ZHON RAH-de-moch-err*) joins the Royals as the Omaha Storm Chasers Hitting Coach this year after spending the last two years with the Arizona Diamondbacks as their Minor League Hitting Coordinator (2021) and ACL Hitting Coach (2022).
- ✦ Prior to coaching, he spent eight years playing professionally (2012-2019), spanning seven seasons in the Chicago Cubs organization (2012-18) and slashed .280/.361/.402 over 702 career MiLB games, reaching as high as Triple-A. He also played one season in independent baseball (2019) with the New Britain Bees in the Atlantic League, in addition to an offseason in the Mexican Pacific Winter League.
- ✦ Over 243 career Triple-A games with the Iowa Cubs, he played 11 games at Werner Park and was a .378 hitter (14-for-37) with one homer and 5 runs batted in while playing in Omaha.
- ✦ Rademacher lives in Tempe, Arizona with his wife Melissa.



BENCH COACH: DAVID NOWORYTA • #33 (3RD BASE COACH)

- ✦ David Noworyta (*Nova-REE-tah*) enters his second year in the Royals organization and first as Omaha's Bench Coach, after making his coaching debut in 2022 as the Assistant Hitting Coach for the River Bandits Kansas City's High-A affiliate.
- ✦ Prior to coaching, he spent four years playing professionally (2018-21), including three minor league seasons in the Detroit Tigers organization (2018-20), and one with the Independent Pioneer League's Billings Mustangs in 2021. Before signing with Detroit in 2018, Noworyta graduated from the University of Hawaii with a bachelor's degree in communications and journalism, and played in parts of three seasons for their baseball team.
- ✦ Noworyta attended Holy Cross Academy (N.J.), where he played baseball and basketball, and was selected by the Royals in the 37th round of the 2014 MLB Draft. He resides in Hainesport, N.J. in the offseason.



CERTIFIED ATHLETIC TRAINER: JAMES STONE

- ✦ James Stone is entering his fifth season as the Certified Athletic Trainer for the Storm Chasers after serving the previous seven seasons with the Wilmington Blue Rocks (Royals High-A), including the 2015 season, in which he was named Carolina League Athletic Trainer of the Year.
- ✦ He joined the Kansas City organization in 2010 as the athletic trainer for the Class-A Burlington Bees. He came to the Royals after spending one season with the Central Valley Coyotes (Fresno, California) in Arena Football 2.
- ✦ Stone worked three seasons in the Florida Marlins organization, with stops in Jupiter (2008), Greensboro (2007) and Jamestown (2006), winning New York-Penn League Trainer of the Year honors in 2006.
- ✦ He was the Strength and Conditioning Coach for the Baltimore Orioles Class-A affiliate, the Delmarva Shorebirds, in 2005.
- ✦ Stone graduated with a bachelor's of science in kinesiology from Cal State-Northridge. He resides in Simi Valley, California with his dog, Ozzie.



STRENGTH & CONDITIONING COACH: YANNICK PLANTE

- ✦ Yannick Plante is entering his third season as the Strength & Conditioning Coach for the Storm Chasers, after being slated to serve in that role with Northwest Arkansas in 2020.
- ✦ He began with the Kansas City Organization in 2019 as the athletic trainer for the Burlington Royals (Advanced Rookie, Appalachian League). He was then a staff member of the Surprise Saguaros of the Arizona Fall League in the fall of 2019.
- ✦ Plante has a master's degree in kinesiology from the University of Calgary and a bachelor's degree in human kinetics with specialization in biophysics from the University of Ottawa. He currently lives in Ottawa, Ontario.



TONY MEDINA
MINOR LEAGUE/LATIN AMERICA
MEDICAL COORDINATOR



BEN NICHOLAS
PLAYER DEVELOPMENT TRAINEE



JEREMY OWENS
PLAYER DEVELOPMENT TRAINEE

Jonathan Heasley - Pitching - Stat Splits - 2023 - Regular Season

Split	Team	W	L	ERA	G	GS	CG	SHO	SV	IP	H	R	ER	HR	HB	BB	IBB	SO	WHIP	AVG	AB	WP	BK	GIDP	TBF	NP-S
Home Games	OMA	1	1	3.46	2	2	0	0	0	13.0	13	5	5	2	0	2	0	12	1.15	.260	50	0	0	1	52	187 - 121
Away Games	OMA	0	1	19.89	2	2	0	0	0	6.1	14	14	14	3	0	6	0	6	3.16	.438	32	0	0	1	38	150 - 90
Day Games	OMA	0	1	4.91	2	2	0	0	0	11.0	12	6	6	2	0	3	0	11	1.36	.286	42	0	0	2	45	174 - 106
Night Games	OMA	1	1	14.04	2	2	0	0	0	8.1	15	13	13	3	0	5	0	7	2.40	.375	40	0	0	0	45	163 - 105
On Grass	OMA	1	2	8.84	4	4	0	0	0	19.1	27	19	19	5	0	8	0	18	1.81	.329	82	0	0	2	90	337 - 211
April	OMA	1	2	8.84	4	4	0	0	0	19.1	27	19	19	5	0	8	0	18	1.81	.329	82	0	0	2	90	337 - 211
On Wednesdays	OMA	0	1	3.86	1	1	0	0	0	7.0	7	3	3	1	0	0	0	7	1.00	.269	26	0	0	1	26	95 - 60
On Thursdays	OMA	0	1	42.43	1	1	0	0	0	2.1	9	11	11	2	0	3	0	2	5.14	.563	16	0	0	0	19	71 - 44
On Fridays	OMA	1	0	3.00	1	1	0	0	0	6.0	6	2	2	1	0	2	0	5	1.33	.250	24	0	0	0	26	92 - 61
On Sundays	OMA	0	0	6.75	1	1	0	0	0	4.0	5	3	3	1	0	3	0	4	2.00	.313	16	0	0	1	19	79 - 46
In games following a win	OMA	0	1	19.89	2	2	0	0	0	6.1	14	14	14	3	0	6	0	6	3.16	.438	32	0	0	1	38	150 - 90
In games following a loss	OMA	1	1	3.46	2	2	0	0	0	13.0	13	5	5	2	0	2	0	12	1.15	.260	50	0	0	1	52	187 - 121
Starter	OMA	1	2	8.84	4	4	0	0	0	19.1	27	19	19	5	0	8	0	18	1.81	.329	82	0	0	2	90	337 - 211

Jonathan Heasley - Opposing Hitting - Stat Splits - 2023 - Regular Season

Split	Team	AVG	G	AB	R	H	2B	3B	HR	RBI	BB	IBB	SO	SB	CS	OBP	SLG	OPS	HBP	SAC	SF	GIDP
vs Left	OMA	.395	4	38		15	5	2	2	10	7	0	7			.489	.789	1.278	0	0	0	0
vs Right	OMA	.273	4	44		12	2	0	3	7	1	0	11			.289	.523	.812	0	0	0	2
Team is ahead	OMA	.188	1	16		3	0	0	1	1	1	0	3			.235	.375	.610	0	0	0	0
Team is behind	OMA	.300	4	50		15	6	1	1	11	6	0	11			.375	.520	.895	0	0	0	1
Score is tied	OMA	.563	4	16		9	1	1	3	5	1	0	4			.588	1.313	1.901	0	0	0	1
Batting First	OMA	.444	4	9		4	0	1	2	3	3	0	4			.583	1.333	1.916	0	0	0	0
Batting Second	OMA	.222	4	9		2	0	0	0	1	1	0	5			.300	.222	.522	0	0	0	0
Batting Third	OMA	.222	4	9		2	1	0	0	2	1	0	2			.300	.333	.633	0	0	0	0
Batting Fourth	OMA	.400	4	10		4	0	0	1	3	0	0	1			.400	.700	1.100	0	0	0	1
Batting Fifth	OMA	.400	4	10		4	2	0	1	2	0	0	2			.400	.900	1.300	0	0	0	0
Batting Sixth	OMA	.222	4	9		2	0	0	0	0	1	0	1			.300	.222	.522	0	0	0	0
Batting Seventh	OMA	.111	4	9		1	0	0	0	0	1	0	1			.200	.111	.311	0	0	0	1
Batting Eighth	OMA	.444	4	9		4	2	0	1	1	1	0	2			.500	1.000	1.500	0	0	0	0
Batting Ninth	OMA	.500	4	8		4	2	1	0	5	0	0	0			.500	1.000	1.500	0	0	0	0
Leading Off	OMA	.444	4	18		8	2	1	2	2	2	0	2			.500	1.000	1.500	0	0	0	0
First Inning	OMA	.353	4	17	4	6	0	1	2	3	2	0	3	0	0	.421	.824	1.245	0	0	0	1
Second Inning	OMA	.450	4	20	10	9	3	1	2	10	5	0	4	0	0	.560	1.000	1.560	0	0	0	1
Third Inning	OMA	.400	4	15	4	6	3	0	1	4	0	0	3	0	0	.400	.800	1.200	0	0	0	0
Fourth Inning	OMA	.308	3	13	1	4	0	0	0	0	0	0	2	2	0	.308	.308	.616	0	0	0	0
Fifth Inning	OMA	.143	2	7	0	1	0	0	0	0	1	0	2	0	0	.250	.143	.393	0	0	0	0
Sixth Inning	OMA	.000	2	6	0	0	0	0	0	0	0	0	2	0	0	.000	.000	.000	0	0	0	0
Seventh Inning	OMA	.250	1	4	0	1	1	0	0	0	0	0	2	0	0	.250	.500	.750	0	0	0	0
Bases Empty	OMA	.359	4	39		14	3	1	3	3	5	0	6			.432	.718	1.150	0	0	0	0
Runner at 1st	OMA	.316	4	19		6	0	0	1	2	1	0	5			.350	.474	.824	0	0	0	1
Runner at 2nd	OMA	.400	3	10		4	2	0	1	5	0	0	2			.400	.900	1.300	0	0	0	0
Runner at 3rd	OMA	.000	2	4		0	0	0	0	0	0	0	4			.000	.000	.000	0	0	0	0
Runners at 1st & 2nd	OMA	.333	3	6		2	1	1	0	3	0	0	0			.333	.833	1.166	0	0	0	1
Runners at 1st & 3rd	OMA	.000	1	2		0	0	0	0	0	0	0	1			.000	.000	.000	0	0	0	0
Runners at 2nd & 3rd	OMA	.000	1	1		0	0	0	0	1	1	0	0			.500	.000	.500	0	0	0	0
Bases Loaded	OMA	1.000	1	1		1	1	0	0	3	1	0	0			1.000	2.000	3.000	0	0	0	0
Runners On	OMA	.302	4	43		13	4	1	2	14	3	0	12			.348	.581	.929	0	0	0	2
Scoring Position	OMA	.292	4	24		7	4	1	1	12	2	0	7			.346	.667	1.013	0	0	0	1
No Outs	OMA	.367	4	30		11	2	1	2	3	3	0	4			.424	.700	1.124	0	0	0	0
One Out	OMA	.367	4	30		11	4	1	2	11	5	0	7			.457	.767	1.224	0	0	0	2
Two Outs	OMA	.227	4	22		5	1	0	1	3	0	0	7			.227	.409	.636	0	0	0	0
Late / Close	OMA	.250	1	4		1	1	0	0	0	0	0	2			.250	.500	.750	0	0	0	0
Ahead in Count	OMA	.231	4	26		6	1	0	1	3	0	0	7			.231	.385	.616	0	0	0	0
Behind in Count	OMA	.348	4	23		8	2	0	1	4	8	0	6			.516	.565	1.081	0	0	0	1
0-0 Count	OMA	.533	4	15		8	2	2	1	5	0	0	0			.533	1.133	1.666	0	0	0	0
0-1 Count	OMA	.273	4	11		3	0	0	1	2	0	0	0			.273	.545	.818	0	0	0	0
0-2 Count	OMA	.667	4	3		2	1	0	0	1	0	0	1			.667	1.000	1.667	0	0	0	0
1-0 Count	OMA	.500	4	4		2	1	0	0	2	0	0	0			.500	.750	1.250	0	0	0	0
1-1 Count	OMA	.444	4	9		4	2	0	2	4	0	0	0			.444	1.333	1.777	0	0	0	1
1-2 Count	OMA	.083	4	12		1	0	0	0	0	0	0	6			.083	.083	.166	0	0	0	0
2-0 Count	OMA	1.000	3	1		1	0	0	0	0	0	0	0			1.000	1.000	2.000	0	0	0	0
2-1 Count	OMA	.200	4	5		1	0	0	0	0	0	0	0			.200	.200	.400	0	0	0	1
2-2 Count	OMA	.111	4	9		1	0	0	0	1	0	0	5			.111	.111	.222	0	0	0	0
3-0 Count	OMA	.000	3	0		0	0	0	0	0	0	0	0			.000	.000	.000	0	0	0	0
3-1 Count	OMA	.000	4	0		0	0	0	0	0	3	0	0			1.000	.000	1.000	0	0	0	0
3-2 Count	OMA	.308	4	13		4	1	0	1	2	5	0	6			.500	.615	1.115	0	0	0	0
Pitcher	OMA	.329	4	82		27	7	2	5	17	8	0	18			.389	.646	1.035	0	0	0	2



#60 JONATHAN HEASLEY

RIGHT-HANDED PITCHER

BORN: January 27, 1997 in Plano, Texas (Age 26)

HOMETOWN: Plano, Texas

RESIDES: Dallas, Texas

HEIGHT/WEIGHT: 6'3" / 225 LBS

DRAFTED: 2018 MLB Draft – Round 13 (392ND Overall)

COLLEGE: Oklahoma State University (Stillwater, Oklahoma)

HIGH SCHOOL: Prestonwood Christian Academy (Plano, Texas)

MLB SERVICE TIME: 143 Days

SEASON WITH STORM CHASERS: 2nd Season

SCOUTING REPORT (4SFB, CH, CB, SL, SNK)

FASTBALL: Sits 92-94 mph, averaging 93.3 ... Last outing: Threw it 47% of the time (45/95 pitches)
CHANGEUP: Sits 84-86 mph, averaging 85.1 ... Last outing: Threw it 20% of the time (19/95 pitches)
CURVEBALL: Sits 79-83 mph, averaging 81.0 ... Last outing: Threw it 17% of the time (16/95 pitches)
SLIDER: Sits 82-85 mph, averaging 83.3 ... Last outing: Threw it 12% of the time (11/95 pitches)
SINKER: Sits 92-94 mph, averaging 93.0 ... Last outing: Threw it 4% of the time (4/95 pitches)

LAST OUTING: WEDNESDAY, APRIL 19 VS. GWINNETT

Threw his 2nd quality start of the season, holding the Strippers to 3 runs on 7 hits over 7.0 innings, which tied a career-high ... didn't walk a batter for the first time this season and struck out a season-high 7 ... retired 9 straight batters between the 4th and 6th innings and 12 of his last 13, allowed just a double to open the 7th ... struck out his last two batters of the 7th, threw up behind the mound in between K's, the 3rd time in his career.

2023 SEASON

- Pitched in 4 Cactus League games for the Royals (2 starts), went 0-1 with a 17.36 ERA (18 ER in 9.1 IP), 7 K and a .442 opponents' average.
- 4/2 @ **Indianapolis:** Made his season debut and allowed 8 baserunners in 4.0 innings, struck out four in no-decision.
- 4/7 vs. **Toledo:** Threw first quality start of the season for an Omaha pitcher, 2 ER in 6.0 IP ... allowed runs on passed ball and homer in first two innings, retired 13 of the last 16 he faced, ended with 4.0 scoreless frames.
- 4/13 @ **Iowa:** Allowed a career-high 11 runs (all earned) and tied a career-high with 9 hits, only got 1 out in the 2nd inning.

CAREER NOTES

- Split the season between Kansas City and Omaha (AAA), making 21 starts over four stints with the Royals and 9 starts with the Storm Chasers ... 21 starts ranked 7th among Major League rookies.
- Opened the year in Triple-A, with six of his nine Chasers starts coming before his first call-up to Kansas City on 5/12 ... across his nine outings with Omaha, struck out 45 in 39.1 innings (10.3 K/9) ... made one start with Omaha in July and two in August ... at the time of his promotion in May, his 0.95 WHIP was 5th-lowest in the International League, while a .198 (19-for-96) opponents average was tied for 6th.
- First stint with the Royals came from May 12 to July 10, when he was placed on the Injured List with right shoulder tendinitis, made one rehab start with the Storm Chasers and was activated July 30, but optioned a day later ... recalled August 9 and optioned August 10, then recalled again August 23 and remained with the Royals through the end of the season.
- Over his first two stints with Kansas City, went 1-6 with a 5.82 ERA (36 ER in 55.2 IP) ... then went 3-4 with a 4.66 ERA (25 ER in 48.1 IP) over his last two stints and for the second straight year, ended the season with the big league club.
- Produced three scoreless starts for the Royals, including a pair of games where he pitched into the 7th ... on 6/10 vs. Baltimore, threw a career-best 7.0 scoreless innings with 1 H, 0 BB, and 7 K ... on 9/16 @ Boston, threw 6.2 IP scoreless with 2 H and 5 K, following that up in his next start on September 22 @ Minnesota with 6.0 innings of one-run baseball, again allowing just two hits.
- Dating back to 2021, made each of his first 11 career starts against new opponents, the first pitcher in Royals history to begin his career with his first 11 starts all coming against different teams, according to Elias.
- Spent much of the season with NW Arkansas (AA) before making his Major League debut with Kansas City on September 17 and finishing the year with the Royals ... made his first 22 appearances (21 starts) of the season in Double-A with the Naturals and went 7-3 with a 3.33 ERA (39 ER in 105.1 IP) and 120 strikeouts (10.3 K/9) ... honored as the Northwest Arkansas Pitcher of the Year.
- Upon his MLB debut, became fifth member of Royals' 2018 draft class to make a start in 2021, the first instance of an organization having five pitchers from the same draft make a start in the same season in MLB history.
- 2nd among Royals farmhands with 105.1 innings pitched, tied for 3rd with seven wins and ranked 4th with 120 strikeouts ... ranked 2nd in the Double-A Central league and 3rd among all Double-A pitchers in ERA (3.33) ... finished 6 points behind Midland's Jared Koenig (3.26) for the league ERA title.
- On 8/14 (G1) vs. Frisco (TEX), threw a 7.0-inning, complete-game shutout and struck out five, allowing five hits ... vomited behind the mound before delivering 3-2 pitch with two outs to record final out in a 1-0 win for the Naturals.
- Was called up straight from Double-A to the Major Leagues to make his MLB debut on 9/17 vs. Seattle, allowing 4 R on 6 H (2 HR) with 2 K in 4.0 IP ... in his second start with the Royals, pitched 5.1 shutout innings on 9/25 @ Detroit, striking out three and walking two ... earned his first MLB win in his third start on 10/1 vs. Minnesota, allowing 4 R on 6 H in 5.1 IP.

- 2020 A late addition to the Alt Site in Kansas City, Kansas and participated in the Royals' postseason camp at Kauffman Stadium in October.

- 2019 Spent the entire season with Lexington (A) and was named the club's Pitcher of the Year, also named a South Atlantic League Mid-Season All-Star ... ranked 3rd among South Atlantic League among qualified starters in both ERA (3.12) and opponents' average (.222) ... tied for 4th among Royals Minor League pitchers in wins (8) and ranked 7th in strikeouts (120).
- In the first half of the season, produced a 2.64 ERA (19 ER in 64.2 IP) and kept opponents to a .197 average (46-for-234) over his first 14 appearances (nine starts), including wins in each of his first three starts of the season (April 6 to 16).

- 2018 Spent his first pro season with Idaho Falls (R) of the Pioneer League and made 12 appearances (11 starts) and struck out 35 in 50.2 IP.
- Across his last five starts with the Chukars, pitched to a 3.28 ERA (9 ER in 24.2 IP) and a .208 opponents batting average (20-for-96).

COLLEGE: OKLAHOMA STATE (2017-18)

- Pitched for two years at Oklahoma State University, combining to go 6-10 with a 5.19 ERA (68 ER in 118.0 IP) and 110 strikeouts.
- SOPHOMORE (2018): Was the Cowboys' Opening day starting pitcher and led them to a second-place finish in the Big-12 ... recorded his first complete game in the 2018 NCAA Regionals, striking out seven in a 6-1 win over USF on June 3.

- FRESHMAN (2017): Made 22 appearances (five starts), tied for team lead with three saves, helped lead OSU to a Big 12 championship.

MISCELLANEOUS

- 2016: Graduated from Prestonwood Christian Academy High School in Plano, Texas, where he went 29-3 with a 1.47 ERA ... went 13-0 with a 0.33 ERA (4 ER in 65.0 IP) as a senior and was named to Dallas Morning News All-Area First Team after earning third-team honors as a junior ... also an all-state performer in football.

SEASON / CAREER HIGHS

SEASON			CAREER		
4/19/2023 vs. Gwinnett	7.0	INNINGS PITCHED	7.0 (4x)	Last: 4/19/2023 vs. Gwinnett	
4/13/2023 @ Iowa	9	HITS ALLOWED	9 (3x)	Last: 4/13/2023 @ Iowa	
4/13/2023 @ Iowa	11	RUNS ALLOWED	11	4/13/2023 @ Iowa	
4/13/2023 @ Iowa	11	EARNED RUNS ALLOWED	11	4/13/2023 @ Iowa	
4/13/2023 @ Iowa	2	HOME RUNS ALLOWED	3 (3x)	Last: 5/6/2022 vs. Columbus	
Last: 4/13/2023 @ Iowa	3 (2x)	WALKS ALLOWED	6 (2x)	Last: 5/25/2022 @ ARIZONA	
4/19/2023 vs. Gwinnett	7	STRIKEOUTS	12	6/25/2019 vs. Columbia	
Last: 4/19/2023 vs. Gwinnett	26 (2x)	BATTERS FACED	30	9/3/2022 @ DETROIT	
4/19/2023 vs. Gwinnett	95	PITCHES THROWN	108	9/3/2022 @ DETROIT	
4/7/2023 - 4/13/2023	5.1 IP	SCORELESS STREAK	14.0 IP	8/6/2021 to 8/19/2021	

2023 RUN SUPPORT (OMAHA STARTS ONLY)

RUNS SCORED	0	1	2	3	4	5	6	7	8	9	10+
GAMES	1	1	1							1	
PLAYER W-L	0-1	0-0	0-1							1-0	
Team W-L	0-1	1-0	0-1							1-0	

2023 GAME-BY-GAME

OMAHA STORM CHASERS, AAA

DATE	OPPONENT	RES	LEFT GAME	DEC	IP	H	R	ER	HR	HB	BB	SO	BF	NP-S
4/2	@ Indianapolis	W, 8-3	Middle 5th, losing 3-1	-	4.0	5	3	3	1	0	3	4	19	79-46
4/7	vs. Toledo (Q)	W, 9-4	End 6th, winning 9-2	W	6.0	6	2	2	1	0	2	5	26	92-61
4/13	@ Iowa	L, 14-1	Bottom 3rd, losing 11-0	L	2.1	9	11	11	2	0	3	2	19	71-44
4/19	vs. Gwinnett (Q)	L, 6-2	End 7th, losing 3-2	L	7.0	7	3	3	1	0	0	7	26	95-60

(Q) Indicates Quality Start

2023 BATTED BALL STATISTICS (AAA)

BABIP	GB/FB	LD%	GB%	FB%	IFFB%	HR/FB	Pull%	Cent%	Oppo%	SwStr%
.373	1.22	20.3%	43.8%	35.9%	13.0%	21.7%	40.6%	29.7%	29.7%	8.9%

VS. NASHVILLE IN 2023

W	L	ERA	G	GS	CG	SHO	GF	HLD	SV	SVO	IP	H	R	ER	HR	HB	BB	IBB	SO	WHIP	AVG
---	---	-----	---	----	----	-----	----	-----	----	-----	----	---	---	----	----	----	----	-----	----	------	-----

VS. NASHVILLE HITTERS IN 2023

PLAYER	AVG	AB	H	2B	3B	HR	RBI	BB	SO	PLAYER	AVG	AB	H	2B	3B	HR	RBI	BB	SO

CAREER PITCHING

SEASON	TEAM	W	L	ERA	G	GS	CG	SHO	SV	SVO	IP	H	R	ER	HR	HB	BB	IBB	SO	WHIP	AVG	AB	WP	BK	GDP	TBF	NP-S
2018	Idaho Falls (R)	1	3	5.15	12	11	0	0	0	0	50.2	55	38	29	4	1	16	0	35	1.40	.264	208	4	0	3	227	763-515
2019	Lexington (A)	8	5	3.12	25	20	0	0	0	1	112.2	93	47	39	11	8	34	0	120	1.13	.222	419	10	0	4	467	1869-1180
Did not pitch (no Minor League season)																											
2021	NW Arkansas (AA)	7	3	3.33	22	21	1	1	0	1	105.1	95	42	39	18	7	34	0	120	1.22	.244	390	4	0	7	433	1676-1073
	KANSAS CITY	1	1	4.91	3	3	0	0	0	0	14.2	15	8	8	3	2	3	0	6	1.23	.278	54	0	0	3	59	250-148
2022	Omaha (AAA)	1	2	4.35	9	9	0	0	0	0	39.1	35	22	19	7	0	10	0	45	1.14	.236	148	3	0	2	160	654-425
	KANSAS CITY	4	10	5.28	21	21	0	0	0	0	104.0	108	67	61	19	6	47	0	70	1.49	.267	404	9	0	10	465	1796-1093
2023	Omaha (AAA)	1	2	8.84	4	4	0	0	0	0	19.1	27	19	19	5	0	8	0	18	1.81	.329	82	0	0	2	90	337-211
MAJOR LEAGUE TOTALS (2 Seasons)		5	11	5.23	24	24	0	0	0	0	118.2	123	75	69	22	8	50	0	76	1.46	.269	458	9	0	13	524	2046-1241
Minor League Totals (5 Seasons)		18	15	3.99	72	65	1	1	0	2	327.1	305	168	145	45	16	102	0	338	1.24	.245	1247	21	0	18	1377	5299-3404

PLAYER

50 MAX CASTILLO

RHP • R/R • 6'2" • 285 lbs • 5/4/1999 (23)
Traded from Toronto — 8/2/2022
Born/Resides: Caracas, Venezuela

57 DYLAN COLEMAN

RHP • R/R • 6'5" • 235 lbs • 9/16/1996 (26)
Traded from San Diego — 11/5/2020
Born: Potosi, Missouri • Resides: Mineral Point, Missouri

31 AUSTIN COX

LHP • L/L • 6'4" • 235 lbs • 3/28/1997 (26)
2018 MLB Draft — Round 5 (Mercer)
Born: Macon, Georgia • Resides: Kansas City, Missouri

24 JOSH DYE

LHP • L/L • 6'5" • 180 lbs • 9/14/1996 (26)
2018 MLB Draft — Round 23 (Florida Gulf Coast)
Born: DeLand, Florida • Resides: Fort Myers, Florida

60 JONATHAN HEASLEY

RHP • R/R • 6'3" • 235 lbs • 1/27/1997 (26)
2018 MLB Draft — Round 13 (Oklahoma State)
Born: Plano, Texas • Resides: Dallas, Texas

37 JACKSON KOWAR

RHP • R/R • 6'5" • 215 lbs • 10/4/1996 (26)
2018 MLB Draft — Round 13/30 Overall (Florida)
Born: Weddington, N.C. • Resides: Charlotte, N.C.

58 BROOKS KRISKE

RHP • R/R • 6'3" • 210 lbs • 2/3/1994 (29)
Signed 12/24/2022 as a Minor League Free Agent
Born/Resides: Scottsdale, Arizona

46 MARCELO MARTINEZ

LHP • L/L • 6'2" • 190 lbs • 10/8/1996 (26)
Signed 3/7/2018 as an International Free Agent
Born/Resides: Reynosa, México

21 MIKE MAYERS

RHP • R/R • 6'2" • 220 lbs • 12/6/1991 (31)
Signed 12/22/2022 as a Minor League Free Agent
Born: Grove City, Ohio • Resides: Naples, Florida

41 ANDRÉS NUÑEZ

RHP • R/R • 6'4" • 265 lbs • 9/20/1995 (27)
2018 MLB Draft — Round 29 (Florida International)
Born/Resides: Southwest Ranches, Florida

53 DREW PARRISH

LHP • L/L • 5'11" • 1195 lbs • 2/8/1997 (25)
2019 MLB Draft — Round 8 (Florida State)
Born: Cape Canaveral, Fla. • Resides: Tallahassee, Fla.

47 EVAN SISK

LHP • L/L • 6'2" • 195 lbs • 4/23/1997 (26)
Traded from Minnesota — 1/24/2023
Born: Pineville, N.C. • Resides: Chester, S.C.

43 COLLIN SNIDER

RHP • R/R • 6'4" • 205 • 10/10/1995 (27)
2017 MLB Draft — Round 12 (Vanderbilt)
Born/Resides: Murfreesboro, Tennessee

44 RYAN WEISS

RHP • R/R • 6'4" • 220 • 12/10/1996 (26)
Claimed off Waivers from Arizona — 7/1/2022
Born: South Elgin, Ill. • Resides: Raleigh, N.C.

62 NICK WITTGREN

RHP • R/R • 6'2" • 210 • 5/29/1991 (31)
Signed 12/23/2022 as a Minor League Free Agent
Born: Torrance, California • Resides: Jupiter, Florida

QUICK NOTES

Ranked by *Baseball America* as the No. 18 Royals prospect.

2023: Appeared in 4 Cactus League games for the Royals and went 2-0 with a 11.12 ERA (7 ER in 5.2 IP) and 7 K.

2022: Signed with the 2022 Jays organization and made 20 appearances (11 in MLB and 9 in MLB) before being traded to Kansas City on August 2 with Samad Taylor in exchange for Whit Merrifield ... had three stints with the Royals: 8/18-20, 9/4-7 and 9/25 through the end of the season ... across three stints with Omaha, pitched in 7 games (6 starts) with 22 strikeouts in 21.1 innings.

2021: Spent the entire season with West Hampshire (AA), appearing in 21 games (20 starts) while going 11-4 with a 4.85 ERA (55 ER in 102.0 IP) and 89 strikeouts.

4SFB (90-92), CH, SL

CONSECUTIVE BATTERS RETIRED: 1 (4/20)

SCORELESS STREAK: 0.1 IP (4/20)

2023: Made his second consecutive Opening Day Roster with the Royals, but allowed 10 ER in 5.0 IP (18.00 ERA) in 5 games with 7 H, 7 BB & 5 K ... optioned to Omaha on 4/14.

2022: Spent nearly the entire season in Kansas City, pitching in 68 games for the Royals with a 5-2 record and 2.78 (21 ER in 68.0 IP) and 71 strikeouts ... 2nd-most appearances among rookie relievers, 8th in ERA, and 9th in strikeouts ... did not allow an HR over the final 26.0 innings of the season ... pitched 1 game for Omaha on May 24.

2021: Opened the season in NW Arkansas (AA) and assigned to Omaha on 7/8 ... earned his first MLB call-up on 9/20 and pitched in 5 games for Kansas City with 7 K in 6.1 IP.

4SFB (91-96), SL, SW

CONSECUTIVE BATTERS RETIRED:

SCORELESS STREAK:

2023: As a non-roster invitee, appeared in 4 Cactus League games for the Royals and went 0-1 with a 2.08 ERA (1 ER in 4.1 IP) and 8 K.

2022: Spent the entire season with Omaha and made 29 appearances (24 starts) for the Storm Chasers, going 7-7 with his 1st career save ... maintained a 4.21 ERA (69 ER in 147.1 IP) with a career-high 105 strikeouts ... 147.1 IP ranked 1st among all Royals farmhands, while 24 starts ranked 4th, 7 W ranked tied 4th and 105 K was 6th.

2021: Joined NW Arkansas (AA) at the end of May, made his 2021 debut 5/26 and remained with the Nationals through the end of the postseason, before a promotion to Omaha for the Triple-A final stretch on 9/26, pitching twice ... appeared in 15 games (all starts) for the Nationals, going 4-1 with a 3.00 ERA (21 ER in 63.0 IP) and 56 strikeouts.

4SFB (89-92), CH, CB, SL

CONSECUTIVE BATTERS RETIRED: 6 (4/21)

SCORELESS STREAK: 3.2 IP (4/21)

2023: Appeared in 2 Cactus League games for the Royals with a 9.00 ERA (1 ER in 1.0 IP) ... activated by OMA off the Development List 4/12 and threw 1.2 perfect innings in his season debut 4/13 ... first 3.2 innings of the year were scoreless before allowing a homer 4/21.

2022: Spent the entire season with Omaha, made 48 appearances (6 starts) with a 5-3 record and 4.48 ERA (31 ER in 62.1 IP) ... 2nd on Chasers staff with 48 games played, 3rd-most in the Royals system ... among Royals Minor League pitchers who threw at least 60.0 innings, ranked 1st in LOB% (82.6%), 3rd in BB/9 (2.31), 4th in K/BB (3.63).

2021: Spent most of the year with NW Arkansas (AA) and pitched in a team-high 38 games, with a 2.52 ERA (17 ER in 60.2 IP) and 3.78 K/BB ratio (68/18) ... led all Royals Minor League pitchers with nine saves in 2021, all of which he earned with the Nationals before being promoted for two games at Omaha (AAA) to finish the year.

CH (81-88), SL

CONSECUTIVE BATTERS RETIRED: 2 (4/21)

SCORELESS STREAK: 0.2 IP (4/21)

2023: Appeared in 4 Cactus League games for the Royals (2 starts) and went 0-1 with a 17.36 ERA (18 ER in 9.1 IP) and 7 K ... 2 of 4 starts have been quality start, 4/7 vs. TOL and 4/19 vs. GWN.

2022: Split the season between Kansas City and Omaha, making 21 starts over four stints with the Royals and nine starts with the Storm Chasers ... his 21 MLB starts ranked 7th among Major League rookies ... opened the year Triple-A ... with one of his nine Storm Chasers starts coming before his first call-up to Kansas City on 5/12 ... across all nine of his outings with Omaha, struck out 45 in 39.1 innings (10.3 K/9).

2021: Named Kansas City's Double-A Pitcher of the Year with NW Arkansas (AA) and spent much of the season with the Nationals before making his MLB debut with Kansas City on 9/17 and finishing the year with the Royals ... in 22 appearances (21 starts) with NWA, went 7-3 with a 3.33 ERA (39 ER in 105.1 IP) and 120 strikeouts (10.3 K/9).

4SFB (92-94), CB, CH, SNK, SL

CONSECUTIVE BATTERS RETIRED: 3 (4/19)

SCORELESS STREAK: 3.1 IP (4/19)

2023: Appeared in 4 Cactus League games for the Royals (1 start) and went 1-1 with a 6.75 ERA (6 ER in 10.1 IP) and 11 K to just 3 BB ... after a scoreless season debut on April 2 @ IND, allowed at least 3 runs in 3 straight outings (1 start) ... first 4 outings were 2.0 IP+, last 2 have been less than 2 innings.

2022: Made his first Opening Day roster with Kansas City, but only pitched in 7 games over three stints with the Major League club, also making 20 starts with Omaha (AAA) across three stints ... allowed less than two earned runs in 8 of his 20 starts with Omaha, including three scoreless outings.

2021: Named Kansas City's Paul Splittorff Minor League Pitcher of the Year, given to the top pitcher in the organization, also named the Storm Chasers Pitcher of the Year, the Triple-A East Pitcher of the Year and a Triple-A East Postseason All-Star ... in two stints with Omaha, made 17 appearances (16 starts) and went 9-4 with a 3.46 ERA (31 ER in 80.2 IP) and 115 strikeouts (12.8 K/9), which led all Triple-A pitchers in the time of him being recalled on September 1.

4SFB (95-97), SL, CH

CONSECUTIVE BATTERS RETIRED: 1 (4/23)

SCORELESS STREAK: 1.0 IP (4/23)

2023: As a non-roster invitee, appeared in 10 Cactus League games for the Royals and went 0-1 with a 3.48 ERA (4 ER in 10.1 IP) and 11 K to just 3 BB.

2022: Signed with the Yokohama DeNA BayStars of Nippon Professional Baseball (NPB) on December 8, 2021 and pitched in 32 games, going 1-3 with two saves, a 3.25 ERA (13 ER in 36.1 IP) and 56 strikeouts (10.3 K/9) between Japan's Central League (equivalent to Major League Baseball) and Eastern League (Japan's Minor League).

2020-2021: Pitched 16 games in the Major Leagues between New York (AL) and Baltimore, with a 2-1 record and 14.40 ERA (24 ER in 15.0 IP) and 19 strikeouts ... pitched a scoreless ninth inning to finish the game his Major League debut on July 29 @ Baltimore.

4SFB (93-95), SPL, SL

CONSECUTIVE BATTERS RETIRED: 3 (4/22)

SCORELESS STREAK: 1.0 IP (4/22)

2023: Retired 6 straight to end his outing 4/11 @ Iowa, first 3 in next outing 4/22 vs. GWN ... all 4 games this year have been in relief, at least 2.0 IP each.

2022: Spent the majority of the season with Omaha, appearing in 27 games with the Storm Chasers, but also made three starts with NW Arkansas (AA) in a stint from 5/3-21 ... made 15 starts with the Chasers, while making 12 relief appearances as well, with a season-high five straight starts between 6/19 and 7/13 ... 9 of his 11 relief appearances with Omaha were 2.0 innings or longer, including 4.0 scoreless frames on 7/22 vs. Iowa.

2021: Began the season with NW Arkansas (AA), promoted to Omaha on 6/15, where he pitched for the remainder of the season ... between the two levels, led all Royals Minor League pitchers with 24 starts and 112.2 IP, also led the Chasers in starts (17), 2nd on the team in IP (84.1) and 4th in K (84) ... ranked 4th in the system with 117 K.

4SFB (85-89), SL, CH

CONSECUTIVE BATTERS RETIRED: 1 (4/22)

SCORELESS STREAK: 4.1 IP (4/11 to 4/22)

2023: As a non-roster invitee, appeared in 6 Cactus League games for the Royals (2 starts) and went 0-1 with a 5.02 ERA (8 ER in 14.1 IP) ... pitched his first quality start of the season 4/18 vs. GWN (6.0 IP, 1 ER).

2022: Spent much of the season with the Los Angeles Angels, as he made 24 MLB appearances (3 starts) and went 1-1 with a 5.68 ERA ... Designated for Assignment on 5/26 and outrighted off the 40-man roster on 6/2 ... made eight starts for Salt Lake (AAA), before he returned to the Angels on 8/6, where he finished the season.

2021: For the second straight season, spent the entire year in the Major Leagues and pitched in a career-high 72 games for the Angels, tied for the 4th-most in the American League and 8th in MLB ... 88 of his career-high 90 strikeouts came in relief, and 7th among American League relievers.

4SFB (90-92), SL, CH, SNK, CB

CONSECUTIVE BATTERS RETIRED: 2 (4/23)

SCORELESS STREAK: 4.1 IP (4/23)

2023: As a non-roster invitee, appeared in 2 Cactus League games for the Royals and struck out 4 with a 16.20 ERA (3 ER in 1.2 IP).

2022: Spent the entire season with Omaha and was named Kansas City's Triple-A Pitcher of the Year with the Storm Chasers, going 5-4 with a team-high tying 8 saves, a 3.61 ERA (25 ER in 62.1 IP) with 69 strikeouts to just 17 walks (4.06 K/BB) in a team-best 54 relief appearances ... threw the longest scoreless stretch in MLB, a stretch of 26.1 innings and 22 appearances from 5/19 to 7/26 in which he did not allow a run, holding opponents to a .183 average (17-for-93) with 34 strikeouts.

2021: Began the season with NW Arkansas (AA) and split the season between the Nationals and Omaha with 47 combined games pitched (1 start), the third-most appearances among Royals Minor League pitchers.

SNK (90-92), SL, CH, CUT

CONSECUTIVE BATTERS RETIRED: 1 (4/22)

SCORELESS STREAK: 0.1 IP (4/22)

2023: Appeared in 2 Cactus League games for the Royals and produced a 3.00 ERA (1 ER in 3.0 IP) and 1 K.

2022: Began the season with NW Arkansas (AA), made 10 starts before being assigned to Omaha on 6/3, where he finished the season, pitched in 17 games (15 starts) for Omaha and went 3-8 with a 5.62 ERA (46 ER in 73.2 IP) with the Nationals, was named the Texas League Pitcher of the Week back-to-back on 5/9 and 5/16, did not allow an earned run in 2.1 innings between 5/1 and 5/2 ... was the Texas League's May Pitcher of the Month right before getting called up to Triple-A.

2021: Split the season between Quad Cities (A+) and NW Arkansas (AA), with a break in between to pitch for Team USA at the 2021 WBC Olympic Baseball Qualifiers ... named an MLB.com Organization All-Star ... among qualified MLB pitchers (96.0 IP), ranked 14th in WHIP, 14th in opponents average (1.98) and 16th in ERA (2.83).

SNK (87-91), CH, CB

CONSECUTIVE BATTERS RETIRED: 2 (4/22)

SCORELESS STREAK: 1.1 IP (4/22)

2023: Appeared in 6 Cactus League games for the Royals in his first MLB Spring Training and went 1-0 with a 4.50 ERA (3 ER in 6.0 IP) and 3 K ... has not allowed an earned run in 6 of his team-best 9 appearances.

2022: Split his first full season in the Twins organization between Wichita (AA) and St. Paul (AAA), earned Minnesota MLB.com Organization All-Star honors as a relief pitcher ... posted a 1.57 ERA (11 ER in 63.0 IP) with 76 strikeouts against 29 walks (10.86 K/9 and 2.62 K/BB) across 50 games between the two levels, the best ERA in 2022 among all MLB relievers that made 50+ appearances and threw a minimum of 60.0 IP.

2021: Began the season in the Cardinals organization, acquired by Minnesota via trade on July 30 ... split the year between Peoria (A+), Springfield (AA) and Wichita (AA), combining to pitch in 39 games with a 3-1 record and 3.91 ERA (23 ER in 53.0 IP), striking out 69 with 35 walks ... originally drafted by St. Louis in the 16th Round in 2018.

SNK (89-92), CH, SL

CONSECUTIVE BATTERS RETIRED: 1 (4/23)

SCORELESS STREAK: 1.0 IP (4/23)

2023: Appeared in 7 Cactus League games for the Royals and went 1-0 with a 3.52 ERA (3 ER in 7.2 IP) and 10 K to just 1 BB ... 4 of 6 appearances have been scoreless.

2022: Made the Opening Day Roster and his MLB Debut with Kansas City ... in his first season in the big leagues, started and ended the season with Kansas City ... pitched in 42 games across five stints with the Royals, going 4-2 with a 6.55 ERA (25 ER in 34.1 IP) ... began his career with 5 scoreless innings over 6 games, and pitched in 27 of KC's first 36 games during his first stint from Opening Day through 6/9 ... also appeared in 20 games with Omaha (AAA) with a 5.40 ERA (13 ER in 21.2 IP) and 12 scoreless outings.

2021: Split the season between NW Arkansas (AA) and Omaha, making a career-high 48 appearances with a career-high 64 strikeouts and 26 walks ... joined the Storm Chasers a week into the season, returned to Iowa on June 6, transferred back to Triple-A on August 24 ... posted a 3.15 ERA in 25 Double-A outings before returning to Omaha.

SNK (94-95), SL

CONSECUTIVE BATTERS RETIRED: 3 (4/23)

SCORELESS STREAK: 1.1 IP (4/1 to 4/23)

2023: As a non-roster invitee, appeared in 8 Cactus League games for the Royals and went 2-0 with a 1.93 ERA (2 ER in 9.1 IP) and 15 K to 5 BB.

2022: Began the season on Arizona's 40-man roster and opened the year with Amarillo (AA) and made 10 appearances before being promoted to Reno (AAA) ... DFA'd on June 26, and claimed by Kansas City on July 1, but optioned off the 40-man roster at completion of the deal ... in 47 appearances (1 start) across the three affiliates, went 3-2 with a 6.93 ERA (48 ER in 62.1 IP) ... made his Omaha debut 7/3 @ St. Paul and made 30 relief appearances with the Chasers, with 34 strikeouts in 35.2 innings (8.6 K/9).

2021: Split the season between Amarillo (AA) and Reno (AAA) ... appearing in 34 games (8 starts), combined to go 6-3 with one save, and a 4.60 ERA (40 ER in 78.1 IP), along with 88 strikeouts ... back-to-back Double-A Central Pitcher of the Week to open the season, with a career-best 17.2-inning scoreless streak from May 6 to 23.

CH, CB, 4SFB (90-93), SL

CONSECUTIVE BATTERS RETIRED: 1 (4/4)

SCORELESS STREAK: 0.1 IP (4/4)

2023: As a non-roster invitee, appeared in 7 Cactus League games for the Royals and produced a 2.25 ERA (2 ER in 8.0 IP) and 9 K ... 7 of 8 appearances with Omaha have been scoreless with 4 perfect appearances ... has retired 26 of 32 batters faced (81%).

2022: Pitched in 29 games for the St. Louis Cardinals and allowed just 1 run over his first 9 appearances (6.1 IP), but recorded a 7.50 ERA (10 ER in 12.0 IP) in May and a 6.75 ERA (8 ER in 10.2 IP) in June, before being DFA'd on July 2 and released on July 9 ... did not play professional baseball for the rest of the season.

2016-22: Over parts of seven seasons in the Major Leagues with Miami, Cleveland and St. Louis, pitched in 287 games (1 start) with a 3.96 ERA (123 ER in 300.1 IP) and 282 strikeouts ... has allowed only 27 of 130 inherited runners to score in his MLB career, and that rate of 20.8% ranks 5th in the Majors since 2016 (min. 275 appearances).

4SFB (90-92), SL, CH, CUT

CONSECUTIVE BATTERS RETIRED: 10 (4/14 to 4/23)

SCORELESS STREAK: 6.0 IP (4/7 to 4/23)

CAREER HIGHS

IP	7.0	(3x) Last: 5/20/22 vs. Syracuse
K	9	5/30/18 vs. Lake County
BB	4	(6x) Last: 9/25/22 vs. SEATTLE
H	10	(2x) Last: 8/7/21 vs. Hartford
ER	8	(2x) Last: 6/10/18 @ Fort Wayne
NP	97	7/30/18 @ Dayton
IP	3.0	8/31/19 vs. Lansing
K	4	(4x) Last: 9/12/21 @ St. Paul
BB	4	4/10/23 @ TEXAS
H	5	7/4/21 @ Springfield
ER	6	4/10/23 @ TEXAS
NP	38	8/22/18 @ Great Lakes
IP	8.0	6/14/19 @ Columbia
K	10	7/23/19 vs. Potomac
BB	5	(2x) Last: 5/7/22 vs. Columbus
H	10	6/29/22 @ St. Paul
ER	5	(6x) Last: 8/2/22 vs. St. Paul
NP	119	6/14/19 @ Columbia
IP	5.0	(3x) Last: 9/2/18 vs. Potomac
K	8	4/26/19 vs. Greenville
BB	4	7/9/22 vs. Toledo
H	9	8/19/18 vs. Danville
ER	5	7/23/22 vs. Iowa
NP	72	(2x) Last: 9/2/18 vs. Potomac
IP	7.0	(4x) Last: 4/19/23 vs. Gwinnett
K	12	6/25/19 vs. Columbia
BB	6	(2x) Last: 5/25/22 @ ARIZONA
H	9	(3x) Last: 4/13/23 @ Iowa
ER	11	4/13/23 @ Iowa
NP	108	9/3/22 @ DETROIT
IP	8.0	(2x) Last: 8/24/19 @ Frisco
K	10	(2x) Last: 7/3/21 @ St. Paul
BB	5	(3x) Last: 5/31/22 vs. Indianapolis
H	11	(2x) Last: 6/14/22 @ Iowa
ER	9	6/14/22 @ Iowa
NP	107	6/8/19 vs. Fayetteville
IP	3.1	8/1/18 vs. Aberdeen
K	6	8/8/18 vs. Lowell
BB	5	9/12/21 vs. Rochester
H	5	7/2/18 vs. Brooklyn
ER	5	(2x) Last: 9/6/21 vs. TORONTO
NP	53	8/8/18 vs. Lowell
IP	7.1	7/7/22 vs. Toledo
K	12	(2x) Last: 8/1/18 @ Pulaski
BB	6	5/10/22 vs. Wichita
H	10	7/13/21 @ Indianapolis
ER	8	(3x) Last: 9/11/22 vs. Indianapolis
NP	104	7/30/19 vs. Fayetteville
IP	9.0	5/2/15 @ Arkansas
K	10	(2x) Last: 6/3/17 vs. Omaha
BB	4	(5x) Last: 5/1/17 vs. Round Rock
H	11	5/5/15 @ Jupiter
ER	9	7/24/16 vs. LOS ANGELES (NL)
NP	102	(2x) Last: 6/3/17 vs. Omaha
IP	5.0	6/23/19 vs. Greenville
K	6	7/16/19 @ Rome
BB	3	(2x) Last: 6/13/21 @ Frisco
H	5	(5x) Last: 4/8/23 vs. Toledo
ER	8	9/11/21 @ St. Paul
NP	60	6/23/19 vs. Greenville
IP	7.0	(4x) Last: 5/13/22 vs. Wichita
K	9	(3x) Last: 5/13/22 vs. Wichita
BB	6	6/22/22 vs. Columbus
H	7	(4x) Last: 9/1/22 @ St. Paul
ER	7	9/1/22 @ St. Paul
NP	100	(2x) Last: 7/8/22 vs. Toledo
IP	3.0	(5x) Last: 6/18/21 @ Wichita
K	5	(4x) Last: 8/20/21 @ Springfield
BB	3	(3x) Last: 7/22/22 @ Indianapolis
H	5	(3x) Last: 8/12/21 @ Tulsa
ER	4	8/12/21 @ Tulsa
NP	55	8/20/21 @ Springfield
IP	6.0	4/8/18 vs. Charleston
K	5	(2x) Last: 6/30/21 @ Springfield
BB	3	(2x) Last: 8/7/22 vs. St. Paul
H	11	9/2/18 @ Greenville
ER	7	5/14/21 @ Columbus
NP	90	4/13/18 @ Augusta
IP	6.0	(10x) Last: 5/18/21 vs. Midland
K	8	(2x) Last: 5/18/21 vs. Midland
BB	4	(2x) Last: 7/9/21 vs. Las Vegas
H	11	9/1/19 @ Modesto
ER	7	(2x) Last: 5/29/21 @ Corpus Christi
NP	92	6/10/21 vs. Corpus Christi
IP	3.0	(4x) 4/13/17 vs. NEW YORK (NL)
K	5	4/20/13 vs. Charlotte
BB	3	(2x) Last: 9/20/21 vs. KANSAS CITY
H	5	4/20/14 vs. Pensacola
ER	5	7/23/21 vs. TAMPA BAY
NP	48	(2x) Last: 5/16/17 vs. HOUSTON

OMAHA RELIEVERS		ENTRANCE SITUATION			INNING ENTERING THE GAME										INHERITED RUNNERS			1-2-3 INNINGS		
PITCHER	LAST OMA APPEARANCE (IP)	LEAD	TRAIL	TIED	1	2	3	4	5	6	7	8	9	10+	BR INHER.	BR SCORE	% SCORE	TOTAL	POSSIBLE	% 1-2-3
30 Cox, Austin	THU 4/6 vs. Toledo (2.1 IP)	-	-	1	-	-	1	-	-	-	-	-	-	-	3	3	100.0%	0	2	0.0%
24 Dye, Josh	FRI 4/21 vs. Gwinnett (2.2 IP)	-	2	-	-	-	1	-	-	-	1	-	-	-	1	1	100.0%	1	3	33.3%
37 Kowar, Jackson	SUN 4/23 vs. Gwinnett (1.0 IP)	2	3	-	-	-	-	-	2	2	1	-	-	-	1	1	100.0%	0	8	0.0%
58 Kriske, Brooks	SAT 4/22 vs. Gwinnett (1.0 IP)	1	6	-	-	-	-	-	2	1	1	2	1	-	-	-	-	1	8	12.5%
46 Martinez, Marcelo	SAT 4/22 vs. Gwinnett (2.0 IP)	1	3	-	-	-	1	1	-	-	2	-	-	-	3	2	66.7%	3	7	42.9%
41 Núñez, Andrés	SAT 4/22 vs. Gwinnett (1.0 IP)	1	5	1	-	-	-	-	2	5	-	-	-	-	1	1	100.0%	3	6	50.0%
53 Parrish, Drew	SAT 4/1 @ Indianapolis (3.0 IP)	1	-	-	-	-	1	-	-	-	-	-	-	-	-	-	-	2	3	66.7%
47 Sisk, Evan	SUN 4/23 vs. Gwinnett (1.0 IP)	3	5	1	-	-	-	-	-	2	3	2	2	-	4	3	75.0%	1	7	14.3%
43 Snider, Collin	SUN 4/23 vs. Gwinnett (1.0 IP)	2	3	1	-	-	-	-	-	-	-	6	-	-	1	1	100.0%	2	6	33.3%
44 Weiss, Ryan	THU 4/20 vs. Gwinnett (1.0 IP)	3	3	-	-	-	-	-	-	-	2	2	2	-	-	-	-	0	5	0.0%
62 Wittgren, Nick	SUN 4/23 vs. Gwinnett (1.0 IP)	6	2	-	-	-	-	-	1	1	1	2	3	-	2	0	0.0%	5	9	55.6%
Staumont, Josh	WED 4/12 @ Iowa (1.0 IP)	2	2	-	-	-	-	-	-	-	-	-	4	-	-	-	-	1	4	25.0%
Taylor, Josh	WED 4/12 @ Iowa (1.0 IP)	3	2	-	-	-	-	-	-	1	2	1	1	-	2	2	100.0%	1	5	20.0%
		-	-	-	-	-	-	-	-	-	-	-	-	-	-	-	-	-	-	-
		25	36	4	0	0	3	2	7	12	13	15	13	0	18	14	77.8%	20	73	27.4%

OMAHA STARTING PITCHER SPLITS						1ST PITCH STRIKES			1-2-3 INNINGS			OMAHA STARTERS VS. RELIEVERS		
PITCHER	GS	W-L	TEAM W-L	R SUPPORT	SUPPORT/START	FPS	TBF	% FPS	TOTAL	POSSIBLE	% 1-2-3	STARTERS	RELIEVERS	
21 Mayers, Mike	5	4-10	2-3	5	1.00	59	104	56.7%	5	22	22.7%	2-7	W-L	6-4
60 Heasley, Jonathan	4	1-2	2-2	12	3.00	56	90	62.2%	4	19	21.1%	6.50	ERA	5.36
50 Castillo, Max	3	0-3	0-3	5	1.67	46	67	68.7%	3	13	23.1%	81.2	INNINGS	87.1
31 Cox, Austin	3	0-0	2-1	9	3.00	27	47	57.4%	5	12	41.7%	93 (15)	HITS (HR)	99 (11)
53 Parrish, Drew	3	0-0	2-1	12	4.00	31	44	70.5%	4	12	33.3%	65 (59)	R (ER)	60 (52)
37 Kowar, Jackson	1	0-1	0-1	1	5.00	9	14	64.3%	0	2	0.0%	40	BB	40
	19			44	2.32	228	366	62.3%	21	80	26.3%	72	K	90
												1.63	WHIP	1.59
												.286	AVG	.284

OMAHA STARTING PITCHER/CATCHER MATCHUPS																																														
PITCHER		FREDDY FERMIN							LOGAN PORTER							JAKSON REETZ							TOTALS																							
		GS	W-L	ERA	IP	ER	BB	SO	GS	W-L	ERA	IP	ER	BB	SO	GS	W-L	ERA	IP	ER	BB	SO	GS	W-L	ERA	IP	ER	BB	SO	GS	W-L	ERA	IP	ER	BB	SO										
21	Mayers, Mike	3	0-1	10.50	12.0	14	6	9	-							2	1-0	3.60	10.0	13	3	10	-							5	1-1	7.36	22.0	18	9	19										
60	Heasley, Jonathan	3	1-1	11.68	12.1	16	8	11	1	0-1	3.86	7.0	3	0	7	-							-	-							4	1-2	8.84	19.1	19	8	18									
50	Castillo, Max	2	0-2	7.71	9.1	8	5	4	1	0-1	6.23	4.1	4	1	1	-							-	-							3	0-3	7.24	13.2	11	6	5									
31	Cox, Austin	-							2	0-0	2.57	7.0	2	3	10	1	0-0	1.80	5.0	3	3	4	-							-	-							3	0-0	2.25	12.0	3	6	14		
53	Parrish, Drew	2	0-0	3.86	7.0	3	3	11	1	0-0	1.80	5.0	2	4	2	-							-	-							-	-							3	0-0	3.00	12.0	4	7	13	
37	Kowar, Jackson	1	0-1	13.50	2.2	4	4	3	-							-	-							-	-							-	-							1	0-1	13.50	2.2	4	4	3
	Relievers	-	4-1	5.15	50.2	29	27	53	-	2-1	5.82	21.2	15	6	22	-	0-2	5.40	15.0	20	7	15	-	-	-	-	-	-	-	6-4	5.36	87.1	52	40	90											
TOTALS		11	5-6	7.09	94.0	74	53	91	5	2-3	4.60	45.0	23	14	42	3	1-2	4.20	30.0	14	13	29	-							19	8-11	5.91	169.0	111	80	162										
		CS/ATT	3/9		PCT	33.3%		CS/ATT	2/7		PCT	28.6%		CS/ATT	0/3		PCT	0.0%		CS/ATT	/		PCT	0.0%		CS/ATT	5/19		PCT	26.3%																

OMAHA CATCHER PITCHING STATS																									
CATCHERS		W	L	ERA	GS	SV	IP	H	R	ER	HR	HB	BB	IBB	SO	WHIP	AVG	WP	GDP	TBF	SB	CS	ATT	%CS	PB
4	Freddy Fermin	5	6	7.09	11	2	94.0	110	79	74	16	7	53	1	91	1.73	.291	6	8	446	6	3	9	33.33%	2
14	Logan Porter	2	3	4.60	5	0	45.0	46	26	23	8	6	14	0	42	1.33	.269	0	9	192	5	2	7	28.6%	0
25	Jakson Reetz	1	2	4.20	3	1	30.0	36	20	14	2	2	13	0	29	1.63	.288	7	5	142	3	0	3	0.0%	0

AUTOMATIC BALLS CALLED ON OMAHA PITCHERS (6)

DATE	PITCHER (# IN '23)	INNING	UMPIRE	COUNT AT CALL	BATTER RESULT (COUNT)
1. April 4 vs. Toledo	Marcelo Martinez (1)	▲ 7	Dane Poncsak	0-0	Strikeout Swinging (1-2)
2. April 9 vs. Toledo	Max Castillo (1)	▲ 3	Cody Oakes	0-0	Strikeout Swinging (3-2)
3. April 18 vs. Gwinnett	Mike Mayers (1)	▲ 5	Takahito Matsuda	0-0	Flyout, F7 (1-0)
4. April 20 vs. Gwinnett	Max Castillo (2)	▲ 4	Ben Phillips	0-0	Walk (3-1)
5. April 22 vs. Gwinnett	Drew Parrish (1)	▲ 5	Jose Navas	0-0	Walk (3-1)
6. April 23 vs. Gwinnett	Evan Sisk (1)	▲ 7	Ben Phillips	0-0	Lineout (1-1)
7.					
8.					
9.					
10.					

FASTEST STORM CHASERS PITCHES

MPH	PITCHER	DATE	INNING	BATTER	PITCH TYPE	RPM	COUNT	RESULT
1. 99.3	Jackson Kowar	4/18 vs. Gwinnett	▲ 7	Justin Dean	4-seam FB	2,193	2-2	Called Ball
2. 99.1	Josh Staumont	4/9 vs. Toledo	▲ 9	Jermaine Palacios	Sinker	2,300	2-2	Strikeout
3. 99.0	Jackson Kowar	4/18 vs. Gwinnett	▲ 7	Justin Dean	4-seam FB	2,150	3-2	Walk
4. 98.9	Josh Staumont	4/6 vs. Toledo	▲ 9	Jermaine Palacios	Sinker	2,402	3-2	Foul Ball
5. 98.8	Josh Staumont	4/9 vs. Toledo	▲ 9	Michael Papierski	4-seam FB	2,253	0-2	Called Ball
6. 98.1	Josh Staumont	4/9 vs. Toledo	▲ 9	Jermaine Palacios	Sinker	2,241	0-0	Called Ball
98.1	Josh Staumont	4/9 vs. Toledo	▲ 9	Michael Papierski	Sinker	2,327	0-0	Swinging Strike
8. 98.0	Josh Staumont	4/6 vs. Toledo	▲ 9	Jonathan Davis	Sinker	2,349	3-2	Fielders Choice
9. 97.9	Jackson Kowar	4/12 @ Iowa	▼ 6	Sergio Alcántara	4-seam FB	2,178	0-2	Single
10. 97.8	Jackson Kowar	4/18 vs. Gwinnett	▲ 7	Magneuris Sierra	4-seam FB	2,185	3-2	Field Out
97.8	Jackson Kowar	4/12 @ Iowa	▼ 6	Levi Jordan	4-seam FB	2,144	1-1	Foul Ball
97.8	Josh Staumont	4/6 vs. Toledo	▲ 9	Jermaine Palacios	Sinker	2,275	3-2	Foul Ball

PLAYER

19 CJ
ALEXANDER

INFIELD/OUTFIELD • L/L • 6'3" • 215 • 7/16/1996 (26)
Traded from Atlanta – 7/11/2022
Born: Merrillville, Indiana • Resides: Surprise, Arizona

16 DAIRON
BLANCO

OUTFIELDER • R/R • 6'0" • 200 • 4/26/1993 (29)
Traded from Oakland – 7/27/2019
Born: Florida, Cuba • Resides: Miami, Florida

3 TUCKER
BRADLEY

OUTFIELDER • L/L • 6'0" • 195 • 5/6/1998 (24)
Signed 6/23/2020 as an Undrafted Free Agent (Georgia)
Born/Resides: Chickamauga, Georgia

17 ANGELO
CASTELLANO

INFIELDER • R/R • 6'0" • 165 • 1/13/1995 (28)
Signed 7/16/2011 as an International Free Agent
Born/Resides: San Diego, Venezuela

11 MAIKEL
GARCIA

INFIELDER • R/R • 6'0" • 185 • 3/3/2000 (23)
Signed 7/27/2016 as an International Free Agent
Born/Resides: La Sabana, Venezuela

28 TYLER
GENTRY

OUTFIELDER • R/R • 6'2" • 215 • 2/1/1999 (24)
2020 MLB Draft – Round 3 (Alabama)
Born: Memphis, Tenn. • Resides: Arlington, Tenn.

18 BREWER
HICKLEN

OUTFIELDER • R/R • 6'2" • 220 • 2/9/1996 (27)
2020 MLB Draft – Round 7 (Alabama at Birmingham)
Born/Resides: Huntsville, Alabama

13 NICK
LOFTIN

INFIELD/OUTFIELD • R/R • 6'1" • 200 • 10/6/1995 (26)
Signed 6/21/2018 as an Undrafted Free Agent (Baylor)
Born: Corpus Christi, Texas • Resides: Surprise, Ariz.

14 LOGAN
PORTER

CATCHER/INFIELD • R/R • 6'0" • 200 • 7/12/1995 (27)
Signed 6/21/2018 as an Undrafted Free Agent (Divis State)
Born: Phoenix, Texas • Resides: Surprise, Ariz.

32 NICK
PRATTO

INFIELD/OUTFIELD • L/L • 6'1" • 230 • 10/6/1998 (24)
2017 MLB Draft – Round 1/14th Overall (HS)
Born/Resides: Huntington Beach, Calif.

25 JAKSON
REETZ

CATCHER • R/R • 6'0" • 215 • 1/3/1996 (27)
Signed 12/12/2022 as a Minor League Free Agent
Born: Hickman, Neb. • Resides: Elkhorn, Neb.

0 SAMAD
TAYLOR

INFIELD/OUTFIELD • R/R • 5'10" • 160 • 7/11/1998 (24)
Traded from Toronto – 8/2/2022
Born: Corona, Calif. • Resides: Sioux Falls, S.D.

QUICK NOTES

2023: Appeared in 17 Cactus League games for the Royals and slashed .391/.462/.783 (9-for-23) with 4 XBH (2 HR) and 6 RBI ... has made first 4 starts of his career in RF this season, 4 of his 5 career starts in the OF ... leads the Chasers with 10 XBH.

2022: Began year with Mississippi Braves (AA) in the Southern League, traded with 2 players to KC from Atlanta on 7/11, assigned to NW Arkansas ... in 114 total games, tied 6th in Double-A in RBI (87), tied 10th in HR (25) ... set career highs in K, A, + and AA ... slashed .229/.310/.374 (144-for-628) with 14 HR and 66 RBI ... began and ended 2019 in Double-A with Mississippi, spent July in High-A with the Florida Fire Frogs ... played 87 games in Double-A with league-champion Mississippi in 2021.

2018-21: Played 182 games in the Braves' system, appeared in K, A, + and AA ... slashed .229/.310/.374 (144-for-628) with 14 HR and 66 RBI ... began and ended 2019 in Double-A with Mississippi, spent July in High-A with the Florida Fire Frogs ... played 87 games in Double-A with league-champion Mississippi in 2021.

MISC: Brother Blaze is prospect in the Diamondbacks system, a 2022 Texas League Postseason All-Star with Amarillo, added to the D-backs' 40-man roster in November 2022.

HIT STREAK:

2023: As a non-roster invitee, appeared in 16 Cactus League games for the Royals and slashed .310/.412/.724 (9-for-29) with 6 XBH (3 2B, 3 HR) and 5 RBI ... went 7-for-14 @ Indy last weekend with 6 1B and 1 HR ... tied for league lead with 11 steals, with 3 on Sunday vs. GWN ... 11-for-12 in steal attempts.

2022: Played in 107 games for Omaha (AAA) but also appeared in five games with Kansas City from May 19 to June 3 ... slashed .301/.367/.486 (110-for-366) for Omaha and led the team in batting average while stealing a career-high 45 bases in Triple-A, a Storm Chasers single-season record ... made his MLB debut May 20 vs. Minnesota, went 2-for-7 over five games ... in September, slashed .436/.480/.649 (41-for-94) with 12 XBH (7 2B, 2 3B, 3 HR), 23 RBI and 11 SB, led the league in AVG, OBP and hits in the last month.

2021: Split the season between NW Arkansas (AA) and Omaha (AAA), slashing a combined .277/.350/.441 (117-for-422) across 117 games with a career-best 41 stolen bases, while hitting 14 home runs and driving in 53 runs ... his 41 steals ranked 12th in MLB and second in the Royals organization, behind Tyler Tolbert (55).

HIT STREAK: 2 Games (4/22 to 4/23). 429 (3-for-7), 1 2B

ON-BASE BASE STREAK:

5 Games (4/14 to 4/23). 222 (4-for-18), 2 BB

Ranked by MLB Pipeline as the No. 28 Royals prospect

2023: Appeared in 18 Cactus League games for the Royals and slashed .273/.346/.545 (6-for-22) with 1 RBI and 6 RBI ... hit first Triple-A HR in 6th inning on 4/12 @ IOW, 2-run HR ... hit pinch-hit 2-run 2B in win on 4/14 and had 3 RBI off the bench in comeback win.

2022: Spent the entire season with NW Arkansas (AA) and reached base in 90 of 109 games (82.57%), reached base multiple times in team-best 56 games ... 1st on team with 33 multi-hit games ... 2 of 12 home runs this season were grand slams, on 4/23 @ Frisco and 5/12 vs. Wichita, both in 5th inning, first two of his pro career ... reached base at least twice in seven straight games from 7/26 to 8/2 ... homered in three straight games, 8/30 to 9/2 ... season-high 12-game on-base streak from 6/24 to 7/9.

2021: Began his professional career splitting the year between Columbia (A) and Quad Cities (A+), .380 OBP ranked fourth among qualified Royals Minor Leaguers.

HIT STREAK:

2023: Appeared in 12 Cactus League games for the Royals and went 1-for-12 (.083) with 1 RBI and 1 BB ... hits in 8 of 12 games, reached base in his first 9 games of the season ... has started at SS the last 6 games, every game in the series vs. Gwinnett

2022: In his 11th year as a member of the Royals' organization, began the year with Omaha, but assigned to NW Arkansas (AA) on 8/9 and finished the season with the Nationals ... over 59 games with the Storm Chasers, slashed .218/.318/.316 (38-for-174) while playing six different positions (1B, 2B, 3B, SS, LF & RF) ... made at least 10 starts at each SS (50.2 innings), 3B (121.0 innings) and 1B (115.0 innings) ... snapped 0-for-27 stretch with Nationals on 8/21 vs. San Antonio ... 15-for-67 over last 20 games after hitless streak ended ... played 800th MLB game (all in Royals system) on 9/15 vs. Frisco, entered as defensive replacement.

2021-2023: Has played 803 games in the Royals' minor league system, slashing .232/.311/.312 (606-for-2610), with 29 HR and 271 RBI ... 2013 Dominican Royals Player of the Year ... 143 games with Omaha between 2021 and 2023, hitting .226 over 80 games in 2021 after an early-season promotion from Double-A.

HIT STREAK:

Ranked by MLB Pipeline as the No. 3 Royals prospect ... Ranked by Baseball America as the No. 6 Royals prospect

2023: Appeared in 14 Cactus League games for the Royals and slashed .324/.343/.471 (11-for-34) with 3 XBH (1 HR) and 6 RBI ... hits in 8 starts at SS and 2 in CF ... opened the season 6-for-14 @ Indy with 8 RBI in 3 games ... drove in runs in 7 of his first 8 games this year, but just 2 of his last 10 played.

2022: Began season in NW Arkansas (AA), made MLB debut on 7/15 @ Toronto, ended season in Omaha (AAA) ... produced a Nationals' best 14-game hitting streak from 4/27 to 5/12; hit .397, .970 OPS ... ranked 8th in Texas League with 27 steals, 39 total in 2022 when including Omaha games ... recalled by KC 7/14 for series @ Toronto, went 0-for-1 and appeared in game on 7/15, then optioned to NWA on 7/18, recalled to KC on 7/28, optioned to Omaha 8/4, recalled on 8/15, optioned 8/18 ... played in 40 Triple-A games.

2021: Split season between 47 (A), and Quad Cities (A+), slashed .291/.380/.405 (120-for-480) between the two levels ... added to KC 40-man roster on 11/19/21.

HIT STREAK: 4 Games (4/20 to 4/23). 308 (4-for-13), 1 2B

ON-BASE BASE STREAK:

7 Games (4/13 to 4/23). 308 (8-for-16), 6 BB

Ranked by MLB Pipeline as the No. 8 Royals prospect ... Ranked by Baseball America as the No. 7 Royals prospect

2023: As a non-roster invitee, appeared in 17 Cactus League games for the Royals and slashed .188/.333/.344 (6-for-32) with 3 XBH (1 HR) and 2 RBI ... has reached base in 18 of 19 games so far this season ... hit first Triple-A HR in 6th inning on 4/5 vs. TOL, 3-run HR ... 2-for-19 (.105) last week with 6 BB & 7 K.

2022: Began season in Quad Cities (A+), assigned to NW Arkansas 6/14, named Nationals Player of the Year ... ranked 8th in MLB in batting average (.326) ... Royals org leader in AVG (.326), SLG (.542) and OPS (.964), 2nd in OBP (.422) ... drove in at least one run in 36 of 73 games since joining the Nationals, reached base in 64 of 73 games (87.67%) ... Texas League POTW week of 6/27 - 7/3, hit .435 (10-for-23) with 6 XBH (2 2B, 4 HR), 11 RBI, 1 543 OPS ... reached in 28 straight games, 7/30 to 9/3, with .485 OBP.

2021: Spent his first pro season in Quad Cities (A+), played everyday for the first two months of the season ... placed on the 7-day injured list on 7/14 and then the 60-day IL 8/2.

HIT STREAK:

2023: Began the season on the 7-Day Injured list (right elbow strain) ... activated 4/25.

2022: Played in 130 games for Omaha (AAA) and was named the Royals Triple-A Player of the Year but also appeared in six games with Kansas City over two separate stints with the Royals: May 26-30 and July 14-17 ... contract was selected by KC May 26 and made his major league debut that night in Minnesota, starting in CF ... reached base in 34 straight games between 7/26 and 9/2 ... set career highs in 2B (30), HR (28), RBI (85) and R (85) ... finished just two homers shy of a 30/30/30 season (HR/SS/2B).

2021: Spent the entire season with Northwest Arkansas (AA), his third consecutive year playing under Scott Thorman and third straight Minor League Championship ... led all Double-A hitters with 40 steals, tied for 13th in all of the Minors ... reached base in 41 of his last 47 games played and homered twice in the Double-A Central Championship Series.

HIT STREAK:

Ranked by MLB Pipeline as the No. 4 Royals prospect ... Ranked by Baseball America as the No. 8 Royals prospect

2023: As a non-roster invitee, appeared in 19 Cactus League games for the Royals and slashed .156/.206/.438 (5-for-32) with 5 XBH (3 2B, 2 HR) and 6 RBI ... went 8-for-17 in series vs. Iowa (4/11-4/14), with 4 XBH and 7 RBI in 4 games ... 3-for-23 (.130) last week vs. GWN with 6 strikeouts, 2 hits on Sunday.

2022: Began the season in NW Arkansas (AA) and reached in 76 of 88 games, had hits in 65 of 88 games ... tied club record with 3 doubles on 5/4 @ Springfield and had the first four-hit game of the season 7/15 @ Corpus Christi, went 4-for-5 with two doubles and career-best 11th HR of the year ... played at least 3 games at 5 positions with the Nationals (2B, 3B, SS, LF, CF) ... called up to Omaha on 8/9 and played 38 games for the Storm Chasers, slashed .216/.280/.359 (33-for-153) with 5 HR and 19 RBI.

2021: Spent his first pro season with Quad Cities (A+) and slashed .289/.374/.464 (103-for-356) across 90 games, named an MLB.com Organization All-Star at third base ... won the High-A East Central batting title with a .289 average ... hit for the cycle on 8/1, going 5-for-6 at the plate with a walk-off homer in the ninth to complete the cycle.

HIT STREAK:

2023: As a non-roster invitee, appeared in 16 Cactus League games for the Royals and slashed .348/.444/.435 (8-for-23) with 2 2B, 4 RBI and 3 BB ... third two-homer game of career on 4/5 vs. Toledo, solo shots in 6th and 8th innings ... 5 HR in 11 games played this season, hits in first 7 games played, has reached base in his first 11 games this season, didn't reach for first time Saturday.

2022: Began the season in NW Arkansas (AA) and reached in 66 of 77 games, reached multiple times in 49 games ... assigned to Omaha (AAA) on 8/9 and finished season with Storm Chasers, appeared in 35 games (33 at 1B) and hit .301 (34-for-113) with 3 HR and 17 RBI ... combining numbers between Nationals and Chasers, ranked 3RD in MLB in ON-BASE PERCENTAGE (.442) ... combining his AA & AAA numbers, was the Royals system leader in OBP (.442), 2nd in OPS (.918), 3rd in batting average (.301)

2021: Spent the season with Quad Cities (A+) and slashed .241/.368/.451 (62-for-257) in 77 games ... named a High-A Central post-season All-Star at catcher.

MISC: Grew up down the street from Surprise Stadium, was a clubbie for the AZL Royals the summer of 2011 while in high school, also caught bullpens for the team.

HIT STREAK:

2023: Appeared in 14 Cactus League games for the Royals and slashed .324/.385/.471 (11-for-34) with 3 2B, 4 RBI and 4 BB ... called up to KC 4/5, optioned to OMA 4/6, went 1-for-7 in two games vs. TOR, playing LF and RF ... hit first 2 HR of season last week vs. Gwinnett, with team-high 5 RBI in series.

2022: Spent most of the season with Omaha, playing 8B Triple-A games, also appeared in 49 games with Kansas City across two stints ... in 49 games in the majors with the Royals, slashed .184/.271/.386 (29-for-158) with seven home runs, 20 runs batted in and 19 walks, with 39 starts 1 B, 6 in LF, 1 in RF ... hit walk-off HR for KC on August 6 vs. BOS.

2021: Split the season between NW Arkansas (AA) and Omaha, playing 124 games between the Nationals and Chasers, promoted to Triple-A on July 18 ... played in the 2021 SiriusXM All-Star Futures game, named a Baseball America Minor League All-Star following the season, also earned a Minor League Rawlings Gold Glove Award at 1B.

MISC: Recorded a bases-loaded, walk-off single to defeat Japan and win the 2011 Little League World Series for Huntington Beach (West/California).

HIT STREAK: 5 Games (4/19 to 4/23). 294 (5-for-17), 1 2B, 2 HR

ON-BASE BASE STREAK:

5 Games (4/19 to 4/23). 294 (5-for-17), 2 BB

2023: As a non-roster invitee, appeared in 12 Cactus League games for the Royals and slashed .227/.320/.455 (5-for-22) with 2 2B, 1 HR and 6 RBI ... hit his first professional grand slam in 5th inning on 4/1 @ IND.

2022: Signed with Milwaukee in December 2021 and after beginning the year with Biloxi (AA), earned a mid-July promotion to Nashville AAA and ended the year with Omaha (AAA) ... across the three teams, slashed .264/.359/.575 (97-for-364) over 104 games, with 30 HR and 82 RBI ... 25 HR in the Brewers system led all hitters in the organization ... despite playing just 62 games with the Shuckers, named the Double-A Southern League's Most Valuable Player and the league's Postseason All-Star at catcher.

2014-2021 Over 7 Minor League seasons, played 472 games in the Washington Nationals organization and made his MLB debut with the Nationals in July 2021 ... in 2019, was named a Carolina League midseason All-Star and MLB Organizational All-Star for the Nationals ... named a Baseball America Rookie All-Star in 2014, playing for the GCL Nationals.

HIT STREAK:

Ranked by MLB Pipeline as the No. 21 Royals prospect ... Ranked by Baseball America as the No. 24 Royals prospect

2023: Appeared in 13 Cactus League games for the Royals and slashed .360/.414/.760 (9-for-25) with 5 XBH (7 2B) and 7 RBI ... opened the regular season with four (4) straight two-hit games, has 8 multi-hit games in 17 games played this season ... 21 hits are tied for 8th in the league ... has hit 1st in order first 17 of 18 games game for Omaha, a .313 hitter (15-for-32) with 42 RBI leading off innings ... tied 6th in the league with 8 steals, 8th in league with 24 hits.

2022: Began the season in the Blue Jays organization with Buffalo (AAA) and appeared in 70 games before being assigned by Kansas City at the 2022 Trade Deadline with RHP Max Castillo in exchange for lefty Merrifield, but did not play the rest of the season due to a preexisting injury (left oblique strain) ... assigned to the Surprise Saguaros in the Arizona Fall League after the conclusion of the Minor League season, appeared in 21 games and tied 4th in the league with 9 SB ... added to KC 40-man roster on 1/10/22.

2021: Split the entire season with New Hampshire (A) and was named an MLB.com Organization All-Star in the outfield for Toronto ... traded from CLE to TOR on 7/31/2017.

HIT STREAK: 3 Games (4/20 to 4/22). 400 (4-for-10), 1 2B

ON-BASE BASE STREAK:

12 Games (4/7 to 4/22). 294 (15-for-51), 5 BB, 1 HBP

CAREER HIGHS

H 3 (17x) Last: 4/8/23 vs. Toledo

R 4 8/17/22 vs. San Antonio

HR 2 (5x) Last: 8/11/22 @ Arkansas

RBI 6 (2x) Last: 8/5/22 vs. Tulsa

BB 3 (2x) Last: 7/2/18 vs. Bristol

SB 2 (2x) Last: 5/26/22 @ Pensacola

H 5 (2x) Last: 9/15/22 @ Columbus

R 3 (11x) Last: 9/15/22 @ Columbus

HR 2 5/23/19 @ Amarillo

RBI 4 (4x) Last: 9/15/22 @ Columbus

BB 3 (3x) Last: 8/29/21 @ Iowa

SB 3 (2x) Last: 4/23/23 @ Gwinnett

H 3 (17x) Last: 3/31/23 @ Indianapolis

R 3 (5x) Last: 9/2/22 @ Tulsa

HR 2 8/10/21 vs. Beloit

RBI 5 6/24/21 @ Beloit

BB 3 (3x) Last: 9/3/22 @ Tulsa

SB 3 7/9/22 vs. Tulsa

H 4 (5x) Last: 8/18/17 vs. Asheville

R 4 6/26/16 @ Grand Junction

HR 2 7/19/19 @ Amarillo

RBI 5 7/17/22 @ Rochester

BB 3 (4x) Last: 8/2/17 vs. West Virginia

SB 2 7/13/16 vs. Helena

H 4 (5x) Last: 9/15/22 @ Columbus

R 4 (3x) Last: 9/15/22 @ Columbus

HR 1 (16x) Last: 9/24/22 vs. Iowa

RBI 4 (2x) Last: 8/28/22 vs. Scranton/WB

BB 3 (6x) Last: 4/6/23 vs. Toledo

SB 3 (6/20/19 @ Bristol

H 4 7/6/22 vs. Tulsa

R 4 (2x) Last: 7/17/22 @ Corpus Christi

HR 2 (2x) Last: 6/29/22 @ Amarillo

RBI 6 6/2/21 vs. Beloit

BB 3 (6x) Last: 4/20/23 vs. Gwinnett

SB 1 (14x) Last: 9/22/22 @ Tulsa

H 4 (4x) Last: 5/25/22 @ Louisville

R 4 8/21/19 vs. Salem

HR 3 8/22/19 vs. Salem

RBI 5 (2x) Last: 8/24/21 vs. Springfield

BB 3 (3x) Last: 6/20/19 vs. Frederick

SB 3 (5x) Last: 4/22/22 @ Memphis

H 5 8/1/21 vs. South Bend

R 4 (2x) Last: 7/15/22 @ Corpus Christi

HR 1 (29x) Last: 4/6/23 vs. Toledo

RBI 5 4/22/22 @ Frisco

BB 3 (4x) Last: 8/5/22 vs. Tulsa

SB 2 (2x) Last: 6/10/22 @ Tulsa

H 4 8/6/19 @ Johnson City

R 3 (4x) Last: 8/1/21 vs. South Bend

HR 2 (3x) Last: 4/5/23 vs. Toledo

RBI 4 (2x) Last: 8/10/21 vs. Beloit

BB 3 (5x) Last: 4/14/23 @ Iowa

SB 1 8/10/21 vs. Beloit

H 4 (3x) Last: 8/30/22 @ CHICAGO (AL)

R 4 (3x) Last: 4/30/22 vs. Toledo

HR 3 5/21/21 @ Springfield

RBI 6 5/21/21 @ Springfield

BB 3 (12x) Last: 6/26/22 @ St. Paul

SB 2 (3x) Last: 7/21/22 @ St. Paul

H 3 (19x) Last: 4/1/23 @ Indianapolis

R 3 (8x) Last: 5/29/22 vs. Montgomery

HR 2 (7x) Last: 7/8/22 @ Montgomery

RBI 5 (4x) Last: 4/1/23 @ Indianapolis

BB 3 (5x) Last: 5/29/22 vs. Montgomery

SB 1 (23x) Last: 7/24/22 @ Louisville

H 4 (4x) Last: 6/15/22 @ Lehigh Valley

R 4 6/8/21 @ Portland

HR 2 (4x) Last: 6/21/22 vs. St. Paul

RBI 5 (2x) Last: 6/21/22 vs. St. Paul

BB 4 4/16/22 @ Rochester

SB 4 7/1/18 @ Great Lakes

So Nice, They Did It Twice (Or More)		Multi-Hit Games					Multi-Run Games					Multi-RBI Games					Multi-BB Games					Multi-K Games					Multi-SB Games				
		2	3	4	5+	T	2	3	4	5+	T	2	3	4	5+	T	2	3	4	5+	T	2	3	4	5+	T	2	3	4	5+	T
19	Alexander, CJ	3	2	-	-	5	1	1	-	-	2	1	-	-	-	1	-	-	-	-	-	6	-	-	-	6	-	-	-	-	-
16	Blanco, Dairon	2	2	-	-	4	2	-	-	-	2	-	-	-	-	-	1	-	-	-	1	1	2	-	3	-	1	-	-	1	
3	Bradley, Tucker	2	1	-	-	3	2	1	-	-	3	1	1	-	-	2	3	-	-	-	3	-	-	-	-	2	-	-	-	2	
17	Castellano, Angelo	2	-	-	-	2	3	-	-	-	3	1	-	-	-	1	1	-	-	-	1	-	1	-	1	-	-	-	-	-	
	Fermin, Freddy	-	1	1	-	2	3	1	-	-	4	2	-	-	1	3	2	-	-	-	2	2	1	-	3	-	-	-	-	-	
11	Garcia, Maikel	4	1	-	-	5	2	-	-	-	2	2	2	-	-	4	3	1	-	-	4	2	-	-	2	-	-	-	-	-	
28	Gentry, Tyler	3	-	-	-	3	1	1	-	-	2	1	1	-	-	2	2	1	-	-	3	2	3	-	5	-	-	-	-	-	
18	Hicklen, Brewer	-	-	-	-	-	-	-	-	-	-	-	-	-	-	-	-	-	-	-	-	-	-	-	-	-	-	-	-	-	
13	Loftin, Nick	4	1	-	-	5	-	-	-	-	-	-	3	-	-	3	-	-	-	-	-	3	-	-	3	-	-	-	-	-	
14	Porter, Logan	1	1	-	-	2	2	-	-	-	2	3	-	-	-	3	1	1	-	-	2	4	1	-	5	-	-	-	-	-	
32	Pratto, Nick	-	1	-	-	1	1	-	-	-	1	2	-	-	-	2	3	-	-	-	3	2	-	-	2	-	-	-	-	-	
25	Reetz, Jakson	-	1	-	-	1	-	-	-	-	-	-	-	-	1	1	1	-	-	-	1	1	2	-	3	-	-	-	-	-	
0	Taylor, Samad	7	1	-	-	8	3	-	-	-	3	2	2	-	-	4	1	-	-	-	1	6	-	-	6	1	-	-	-	1	
		28	12	1	0	41	20	4	0	0	24	15	9	0	2	26	18	3	0	0	21	29	10	0	39	3	1	0	0	4	

HITTING STREAKS

PLAYER	CURRENT	LONGEST	DATES/RESULTS							
			START	END	AVG	2B	3B	HR	RBI	OPS
19 Alexander, CJ	-	3	4/6	4/8	.462 (6-13)	2	0	2	4	1.539
16 Blanco, Dairon	2	5	4/9	4/19	.353 (6-17)	3	0	0	0	1.005
3 Bradley, Tucker	-	3	4/6	4/8	.500 (4-8)	0	1	0	0	1.417
17 Castellano, Angelo	-	3 (2x)	4/14	4/19	.375 (3-8)	1	0	0	1	.833
11 Garcia, Maikel	4	5	3/31	4/5	.450 (9-20)	3	0	1	10	1.288
28 Gentry, Tyler	-	5	4/5	4/9	.350 (7-20)	1	0	1	6	.967
18 Hicklen, Brewer	-	-	-	-	-	-	-	-	-	-
13 Loftin, Nick	-	6	4/5	4/14	.417 (10-24)	2	0	3	8	1.298
14 Porter, Logan	-	7	4/1	4/12	.370 (10-27)	2	0	4	7	1.268
32 Pratto, Nick	5	5	4/19	4/23	.294 (5-17)	1	0	2	5	1.039
25 Reetz, Jakson	-	-	-	-	-	-	-	-	-	-
0 Taylor, Samad	3	6	4/7	4/13	.345 (10-29)	3	0	1	7	.897

BOLD indicates longest streak in 2023 among active players

ON-BASE STREAKS

CURRENT	LONGEST	DATES/RESULTS							
		START	END	AVG	2B	HR	BB	HBP	OBP
5	5 (2x)	4/14	4/23	.222 (4-18)	2	1	2	0	.300
2	5 (2x)	4/9	4/19	.353 (6-17)	3	0	2	2	.476
2	5	4/6	4/12	.364 (8-22)	3	3	1	0	.391
-	9	4/1	4/19	.320 (8-25)	2	2	6	0	.438
7	9	3/31	4/9	.353 (12-34)	3	1	10	0	.489
9	9 (2x)	4/12	4/23	.167 (5-30)	1	1	9	2	.390
-	-	-	-	-	-	-	-	-	-
-	6	4/5	4/14	.417 (10-24)	2	3	1	0	.423
-	11	4/1	4/20	.333 (13-39)	4	5	6	0	.413
5	5	4/19	4/23	.294 (5-17)	1	2	2	0	.333
-	-	-	-	-	-	-	-	-	-
12	12	4/7	4/22	.294 (15-51)	4	1	5	1	.368

Italics indicates longest personal streak is active

PITCHES/PLATE APPEARANCE & PLATE APPEARANCE DEPTH

PLAYER	AVG. P/PA	TOTAL PA	TOTAL P	LONGEST PA (#)	DATE	INN.	PITCHER	RESULT
19 Alexander, CJ	3.95	61	241	8 (2x)	4/9 vs. TOL	▼ 3	Alex Faedo (TOL)	Flyout (F7)
16 Blanco, Dairon	3.51	67	235	8	4/8 vs. TOL	▼ 2	Michael Lorenzen (TOL)	Strikeout Looking
3 Bradley, Tucker	3.80	49	186	7 (4x)	4/21 vs. GWN	▼ 9	Joe Harvey (GWN)	Walk
17 Castellano, Angelo	4.30	47	202	10	4/18 vs. GWN	▼ 3	Michael Soroka (GWN)	Strikeout Swinging
	3.76	49	184	8	4/20 vs. GWN	▼ 5	Grant Holmes (GWN)	RBI Walk
11 Garcia, Maikel	4.36	87	379	10	4/12 @ IOW	▲ 3	Riley Thompson (IOW)	Strikeout Swinging
28 Gentry, Tyler	4.42	91	402	8 (2x)	4/14 @ IOW	▲ 9	Anthony Kay (IOW)	Strikeout Swinging
18 Hicklen, Brewer	-	-	-	-	-	-	-	-
13 Loftin, Nick	3.41	69	235	8 (2x)	4/14 @ IOW	▲ 8	Manuel Rodriguez (IOW)	Groundout (3-1)
14 Porter, Logan	4.61	49	226	8 (2x)	4/20 vs. GWN	▼ 4	Jared Shuster (GWN)	Walk
32 Pratto, Nick	4.40	68	299	8 (5x)	4/23 vs. GWN	▼ 3	Nick Margevicius (GWN)	Single
25 Reetz, Jakson	4.12	26	107	13	4/21 vs. GWN	▼ 2	Allan Winans (GWN)	Strikeout Swinging
0 Taylor, Samad	3.63	87	316	8 (2x)	4/21 vs. GWN	▼ 8	Jon Olczak (GWN)	Single
4.02				750	3,012			

PINCH-HITTING LOG (3)

#	DATE	INNING	PINCH HITTER	HITTING FOR	RESULT
1.	4/5 vs. Toledo	▼ 9	CJ Alexander	Angelo Castellano	Fielder's Choice (4-6)
2.	4/14 @ Iowa	▲ 8	Tucker Bradley	Angelo Castellano	2-RBI Double
3.	4/18 vs. Gwinnett	▼ 9	Tucker Bradley	Angelo Castellano	Strikeout Looking
4.					
5.					
6.					
7.					
8.					
9.					
10.					
11.					
12.					
13.					
14.					
15.					

Omaha Pinch Hitters: 1-for-3, 2B, 2 RBI

Most-Used Pinch Hitter:

Tucker Bradley (1x)

Most Frequently Pinch-Hit For:

Angelo Castellano (3x)

HIGHEST STORM CHASERS EXIT VELOCITIES

MPH	PITCHER	DATE	INNING	PITCHER	PITCH TYPE	DST (FT)	COUNT	RESULT
1.	115.3	CJ Alexander	4/7 vs. Toledo	▼ 1 Reese Olson	Changeup	291	1-2	Double
2.	109.6	Dairon Blanco	4/7 vs. Toledo	▼ 5 Kervin Castro	4-seam FB	18	0-0	Grounded Into DP
3.	108.0	Dairon Blanco	4/8 vs. Toledo	▼ 3 Will Vest	Slider	311	0-2	Field Out
4.	107.3	Nick Loftin	4/14 @ Iowa	▲ 3 Brendon Little	Sinker	145	2-2	Single
5.	107.2	Freddy Fermin	4/14 @ Iowa	▲ 8 Nick Burdi	Sinker	371	1-1	Double
6.	107.0	Nick Loftin	4/23 vs. Gwinnett	▼ 8 Roddery Muñoz	Sinker	167	1-0	Single
7.	106.9	Tucker Bradley	4/7 vs. Toledo	▼ 4 Reese Olson	Changeup	107	1-1	Single
8.	106.7	Maikel Garcia	3/31 @ Indianapolis	▲ 9 Cam Allred	Slider	58	2-2	Fielders Choice
9.	106.6	Logan Porter	4/1 @ Indianapolis	▲ 4 Caleb Smith	4-seam FB	417	2-2	Home Run
10.	106.5	CJ Alexander	4/23 vs. Gwinnett	▼ 8 Roddery Muñoz	Cutter	49	1-0	Fielders Choice
	106.5	Dairon Blanco	4/19 vs. Gwinnett	▼ 2 Beau Burrows	4-seam FB	72	1-0	Single
	106.5	Tyler Gentry	4/5 vs. Toledo	▼ 6 Tyler Holton	Cutter	417	2-0	Home Run

AUTOMATIC STRIKES CALLED ON OMAHA HITTERS (1)

DATE	INNING	UMPIRE	HITTER	COUNT AT CALL	BATTER RESULT (COUNT)
1.	4/12 @ Iowa	▲ 9	Tom Hanahan	Samad Taylor (1)	0-1
2.					Single (0-2)
3.					
4.					
5.					
6.					
7.					

HR #	PLAYER (SEASON #)	GM # – DATE	OPPONENT	PITCHER	PITCH TYPE	DIRECTION	ON BASE	INNING	OUTS	COUNT	SCORE	FINAL	DISTANCE	EXIT VELO
1.	Logan Porter (1)	2 – April 1	@ Indianapolis	Caleb Smith (L)	4-seam FB	LF	0	4th	1	2-2	3-0	W, 12-1	417 FT	106.6 MPH
2.	Jakson Reetz (1)	2 – April 1	@ Indianapolis	Caleb Smith (L)	Slider	LF	3	5th	2	2-1	8-0	W, 12-1	408 FT	103.9 MPH
3.	Dairon Blanco (1)	3 – April 2	@ Indianapolis	Mike Burrows	4-seam FB	LCF	0	5th	2	3-2	1-3	W, 8-3	411 FT	105.2 MPH
4.	Samad Taylor (1)	3 – April 2	@ Indianapolis	J.C. Flowers	4-seam FB	LF	0	8th	0	2-1	2-3	W, 8-3	334 FT	104.5 MPH
5.	Nick Loftin (1)	3 – April 2	@ Indianapolis	Daniel Zamora (L)	4-seam FB	LF	2	8th	1	1-2	5-3	W, 8-3	362 FT	97.2 MPH
6.	Maikel Garcia (1)	4 – April 4	vs. Toledo	Alex Faedo	4-seam FB	RF	0	1st	1	2-1	1-0	L, 9-2	349 FT	94.3 MPH
7.	Tyler Gentry (1)	5 – April 5	vs. Toledo	Tyler Holton (L)	Cutter	CF	2	6th	0	2-0	3-1	L, 7-6	417 FT	106.5 MPH
8.	Logan Porter (2)	5 – April 5	vs. Toledo	Tyler Holton (L)	Slider	LF	0	6th	0	3-1	4-1	L, 7-6	346 FT	103.3 MPH
9.	Logan Porter (3)	5 – April 5	vs. Toledo	Matt Wisler	4-seam FB	RCF	0	8th	0	2-2	5-6	L, 7-6	364 FT	94.7 MPH
10.	Nick Loftin (2)	6 – April 6	vs. Toledo	Brenan Hanifree	Slider	LCF	0	2nd	0	2-2	1-1	L, 8-5	401 FT	101.8 MPH
11.	CJ Alexander (1)	6 – April 6	vs. Toledo	Brenan Hanifree	Sinker	CF	0	4th	1	2-2	3-6	L, 8-5	409 FT	101.1 MPH
12.	Logan Porter (4)	7 – April 7	vs. Toledo	Reese Olson	4-seam FB	LF	0	3rd	0	3-2	5-2	W, 9-4	395 FT	104.3 MPH
13.	Freddy Fermin (1)	8 – April 8	vs. Toledo	Will Vest	Slider	CF	3	3rd	2	0-0	6-1	W, 13-8	401 FT	102.1 MPH
14.	Angelo Castellano (1)	8 – April 8	vs. Toledo	Will Vest	4-seam FB	LCF	1	4th	0	2-0	8-1	W, 13-8	401 FT	102.8 MPH
15.	Freddy Fermin (2)	8 – April 8	vs. Toledo	Ashton Goudeau	Changeup	CF	1	5th	0	1-1	10-1	W, 13-8	428 FT	105.9 MPH
16.	CJ Alexander (2)	8 – April 8	vs. Toledo	Ashton Goudeau	Changeup	LF	0	7th	0	1-0	11-8	W, 13-8	351 FT	92.4 MPH
17.	Angelo Castellano (2)	9 – April 9	vs. Toledo	Alex Faedo	4-seam FB	LF	0	3rd	1	0-0	1-0	L, 8-2	373 FT	98.0 MPH
18.	Samad Taylor (2)	10 – April 11	@ Iowa	Roenis Elias (L)	4-seam FB	CF	2	5th	2	0-2	3-9	L, 9-6	405 FT	100.9 MPH
19.	Freddy Fermin (3)	10 – April 11	@ Iowa	Brandon Hughes (L)	4-seam FB	LF	1	6th	2	0-1	6-9	L, 9-6	398 FT	100.3 MPH
20.	CJ Alexander (3)	11 – April 12	@ Iowa	Riley Thompson	Changeup	RF	0	2nd	0	1-0	2-1	W, 10-6	394 FT	104.3 MPH
21.	Tyler Gentry (2)	11 – April 12	@ Iowa	Riley Thompson	Slider	LF	0	3rd	2	1-2	3-1	W, 10-6	393 FT	103.3 MPH
22.	Tucker Bradley (1)	11 – April 12	@ Iowa	Rowan Wick	4-seam FB	RCF	1	6th	2	1-1	7-3	W, 10-6	392 FT	98.2 MPH
23.	Nick Loftin (3)	11 – April 12	@ Iowa	Anthony Kay (L)	Slider	CF	0	8th	0	2-1	8-6	W, 10-6	420 FT	104.3 MPH
24.	Nick Loftin (4)	12 – April 13	@ Iowa	Nick Neidert	4-seam FB	LF	0	4th	2	3-2	1-11	L, 14-1	370 FT	100.4 MPH
25.	Nick Pratto (1)	15 – April 19	vs. Gwinnett	Beau Burrows	Slider	CF	0	2nd	0	1-2	1-1	L, 6-2	399 FT	100.2 MPH
26.	Logan Porter (5)	15 – April 19	vs. Gwinnett	Beau Burrows	Slider	LF	0	4th	1	1-2	2-3	L, 6-2	350 FT	94.9 MPH
27.	CJ Alexander (4)	17 – April 21	vs. Gwinnett	Allan Winans	Changeup	RF	0	2nd	2	0-0	1-1	L, 7-3	395 FT	96.2 MPH
28.	Nick Pratto (2)	18 – April 22	vs. Gwinnett	Dylan Dodd (L)	Changeup	RF	1	1st	2	3-1	2-0	L, 5-2	350 FT	88.4 MPH

HOME RUN BREAKDOWN

[illegible]

INNING DISTRIBUTION

1st Inning	2nd Inning	3rd Inning	4th Inning	5th Inning	6th Inning	7th Inning	8th Inning	9th Inning	10th Inning	11th Inning
2	4	4	5	4	4	1	4	-	-	-

NOTABLE STORM CHASERS HOME RUNS

BACK-TO-BACK HOMERS (1)		2-HOMER GAMES (2)		3-HOMER GAMES (0)		GRAND SLAMS (2)	
PLAYERS	DATE/OPPONENT (INN.)	PLAYER (CAREER NO.)	DATE/OPPONENT	PLAYER (CAREER NO.)	DATE/OPPONENT	PLAYER (CAREER NO.)	DATE/OPPONENT (INN.)
Tyler Gentry & Logan Porter	4/5 vs. Toledo (6th)	Logan Porter (3rd)	4/5 vs. Toledo			Jakson Reetz (1st)	4/1 @ Indianapolis (5th)
		Freddy Fermin (4th)	4/8 vs. Toledo			Freddy Fermin (3rd)	4/8 vs. Toledo (3rd)

LEADOFF HOMERS (0)		INSIDE-THE PARK HOMERS (0)		PINCH-HIT HOMERS (0)		WALK-OFF HOMERS (0)	
PLAYER (CAREER NO.)	DATE/OPPONENT	PLAYER (CAREER NO.)	DATE/OPPONENT (INN.)	PLAYER (CAREER NO.)	DATE/OPPONENT (INN.)	PLAYER	DATE/OPPONENT

HOME RUN SITUATION	# OF	DATE OF LAST	BATTER ('23 HR #)	PITCHER	COUNT	RUNNERS ON	OUTS	INNING	SCORE @ HR	FINAL
GO-AHEAD HOME RUN	6	April 22 vs. Gwinnett	Nick Pratto (2)	Dylan Dodd	3-1	1	2	▼ 1	2-0	2-5
GAME-TYING HOME RUN	3	April 21 vs. Gwinnett	CJ Alexander (4)	Allan Winans	0-0	0	2	▼ 2	1-1	3-7

NOTABLE OPPOSING HOME RUNS

BACK-TO-BACK HOMERS (0)		2-HOMER GAMES (0)		3-HOMER GAMES (0)		GRAND SLAMS (1)	
PLAYERS	DATE/OPPONENT (INN.)	PLAYER (CAREER NO.)	DATE/OPPONENT	PLAYER (CAREER NO.)	DATE/OPPONENT	PLAYER	DATE/OPPONENT (INN.)
						Andy Ibáñez	April 6 vs. Toledo (3rd)

LEADOFF HOMERS (2)		INSIDE-THE PARK HOMERS (0)		PINCH-HIT HOMERS (0)		WALK-OFF HOMERS (0)	
PLAYER	DATE/OPPONENT	PLAYER	DATE/OPPONENT (INN.)	PLAYER	DATE/OPPONENT (INN.)	PLAYER	DATE/OPPONENT
Christopher Morel	4/14 @ Iowa						
Forrest Wall	4/19 vs. Gwinnett						

AFTER-INNING RECORDS

LEADING TRAILING TIED

AFTER 1 INNING	1 - 2	2 - 5	5 - 4
AFTER 2 INNINGS	2 - 2	4 - 3	2 - 6
AFTER 3 INNINGS	4 - 3	2 - 5	2 - 3
AFTER 4 INNINGS	5 - 0	2 - 8	1 - 3
AFTER 5 INNINGS	5 - 0	3 - 9	0 - 2
AFTER 6 INNINGS	5 - 1	3 - 10	0 - 0
AFTER 7 INNINGS	5 - 1	3 - 9	0 - 1
AFTER 8 INNINGS	6 - 0	2 - 11	0 - 0

STORM CHASERS BIG INNINGS

DATE INNING RUNS

1. April 2 @ Indianapolis	8th	7
2. April 8 vs. Toledo	3rd	6
3.		
4.		
5.		
6.		
7.		
8.		

SCORE BY INNINGS

	1	2	3	4	5	6	7	8	9	10	11+	TOTAL
Omaha	8	7	15	10	17	15	7	17	13	0	0	109
Opponents	18	16	15	11	10	19	10	18	8	0	0	125
Difference	-10	-9	0	-1	7	-4	-3	-1	5	0	0	-16
SCORE BY INNINGS V. GWINNETT	1	2	3	4	5	6	7	8	9	10	11+	TOTAL
Omaha	2	3	3	2	2	0	1	2	1	0	0	16
Gwinnett	5	2	1	6	3	5	2	4	6	0	0	34
vs. Gwinnett Difference	-3	1	2	-4	-1	-5	-1	-2	-5	0	0	-18

MULTI-RUN INNINGS

	2	3	4	5	6	7	8	9	10+	TOTAL
Storm Chasers	11	6	4	1	1	1	-	-	-	24
Opponents	13	11	2	3	2	-	-	-	-	31

RECORD BY RUNS SCORED/ALLOWED

RUNS	0	1	2	3	4	5	6	7	8	9	10	11	12	13+
SCORED	0-0	0-2	0-4	0-2	0-0	1-1	0-2	0-0	2-0	1-0	1-0	1-0	1-0	1-0
ALLOWED	0-0	0-0	1-0	2-0	1-1	0-1	2-1	0-2	2-2	0-3	0-0	0-0	0-0	0-1

RECORD BY MARGIN OF VICTORY/DEFEAT

1 Run	2 Runs	3 Runs	4 Runs	5 Runs	6 Runs	7 Runs	8 Runs	9 Runs	10+ Runs
0-1	2-0	1-4	1-2	3-0	0-2	0-1	0-0	0-0	1-1

2023 STORM CHASERS MONTH BY MONTH

HITTING

MONTH	AVG	G	AB	R	H	TB	2B	3B	HR	RBI	BB	IBB	SO	SB	CS	OBP	SLG	OPS	SAC	SF	HBP	GIDP	LOB
MARCH	.300	1	40	8	12	16	2	1	0	8	9	0	12	5	0	.429	.400	.829	0	0	0	0	14
APRIL	.262	18	606	101	159	285	38	2	28	97	79	0	152	27	7	.351	.470	.821	0	8	8	15	123
MAY																							
JUNE																							
JULY																							
AUGUST																							
SEPTEMBER																							
TOTAL	.265	19	646	109	171	301	40	3	28	105	88	0	164	32	7	.356	.466	.822	0	8	8	15	137

PITCHING

MONTH	W	L	ERA	G	GS	CG	SHO	GF	HLD	SV	SVO	IP	H	R	ER	HR	HB	BB	SO	WP	BK	WHIP	AVG
MARCH	1	0	6.00	1	1	0	0	1	0	1	1	9.0	11	6	6	1	1	2	7	0	1	1.44	.297
APRIL	7	11	5.91	18	18	0	0	18	5	2	3	160.0	181	119	105	25	14	78	155	13	2	1.62	.284
MAY																							
JUNE																							
JULY																							
AUGUST																							
SEPTEMBER																							
TOTAL	8	11	5.91	19	19	0	0	19	5	3	4	169.0	192	125	111	26	15	80	162	13	3	1.61	.285

2023 WALK-OFF TRACKER (0 FOR, 0 AGAINST)

GAME #	DATE	OPPONENT	FINAL (INN.)	PLAYER	WINNING RUN	PITCHER	HOW	OUTS	COUNT

Bold Indicates Omaha Walk-Off Win

2023 STORM CHASERS EJECTIONS (3)

DATE	INNING	WHO (POSITION) / # IN 2023	WHY	UMPIRE (POSITION)
4/21/2023 vs. Gwinnett	▼ 6	Mike Jirschele (Manager) / 1st	Balls/Strikes	Takahito Matsuda (HP)
4/21/2023 vs. Gwinnett	▲ 7	Dane Johnson (Pitching Coach) / 1st	Balk	Takahito Matsuda (HP)
4/21/2023 vs. Gwinnett	▼ 8	CJ Alexander (Designated Hitter) / 1st	Balls/Strikes	Takahito Matsuda (HP)

PITCHING

vs. Left-Handed Starter	2-4
vs. Right-Handed Starter	6-7
WITH Left-Handed Starter	4-2
WITH Right-Handed Starter	4-9
0-5 strikeouts	0-2
6-10 strikeouts	8-5
11+ strikeouts	1-3
0 runs of support	0-4
1-4 runs of support	6-7
5-9 runs of support	2-0
10+ runs of support	

SCORING

1-Run Games	0-1
2-Run Games	2-0
3-4-Run Games	2-6
5+ Run Games	4-4
Extra Innings	
Shutouts	
Doubleheaders	
Scoring 0-2 Runs	0-6
3-5 Runs	1-3
6-9 Runs	3-2
10+ Runs	4-0
Opponent 0-2 Runs	1-0
3-5 Runs	3-2
6-9 Runs	4-8
10+ Runs	0-1
Scored in 1st Inning	3-2
Opponent scored in 1st	5-5
Scores first	3-4
Opponent scores first	5-7

HITTING

Omaha 0-5 hits	0-2
6-9 hits	0-8
10+ hits	8-1
Opponent 0-5 hits	1-0
6-9 hits	3-2
10+ hits	4-9
Hit 0 home runs	3-2
1 home run	1-5
2 home runs	1-3
3+ home runs	3-1

Opponent hit 0 home runs	3-2
1 home run	3-3
2 home runs	2-3
3+ home runs	0-3

Out-hit opponent	6-2
Out-hit by opponent	1-9
Hits are tied	1-0

Leave 0-5 runners on base	2-5
6-9 on base	3-5
10+ on base	3-1

Opponent leaves 0-5 runners on base	2-2
6-9 on base	2-6
10+ on base	4-3

Steals 0 bases	2-5
1 base	1-2
2 bases	1-4
3+ bases	4-0

Opponent steals 0 bases	3-6
1 base	3-4
2 bases	2-1
3+ bases	

FIELDING

Made 0 errors	5-3
1 error	0-5
2 errors	1-2
3+ errors	2-1

Opponent made 0 errors	4-7
1 error	0-3
2 errors	3-1
3+ errors	1-0

LONGEST WIN STREAK	
LONGEST LOSING STREAK	
LONGEST HOME WINNING STREAK	
LONGEST HOME LOSING STREAK	
LONGEST ROAD WINNING STREAK	
LONGEST ROAD LOSING STREAK	
LARGEST MARGIN OF VICTORY	
LARGEST MARGIN OF DEFEAT	
LONGEST GAME, INNINGS	
LONGEST GAME, TIME	
LONGEST 9-INNING GAME, TIME	
SHORTEST 9-INNING GAME, TIME	
SHORTEST GAME, TIME	
LARGEST COMEBACK WIN	
LARGEST MARGIN OF LEAD SURRENDERED (LOSS)	
MOST ERRORS, TEAM	
MOST ERRORS, PLAYER	
LARGEST CROWD, HOME	
LARGEST CROWD, ROAD	
WARMEST FIRST PITCH	
COLDEST FIRST PITCH	

MOST RUNS SCORED, GAME	
MOST RUNS SCORED, INNING	
MOST CONSECUTIVE INNINGS SCORED	
FEWEST HITS, GAME	
MOST HITS, GAME	
MOST DOUBLES, GAME	
MOST TRIPLES, GAME	
MOST HOME RUNS, GAME	
MOST EXTRA-BASE HITS, GAME	
MOST RBI, GAME	
MOST RUNNERS LOB, GAME	
MOST TOTAL BASES, GAME	
MOST WALKS, GAME	
MOST STRIKEOUTS, GAME	
FEWEST STRIKEOUTS, GAME	
MOST STOLEN BASES, GAME	
MOST HIT BY PITCHES	

MOST RUNS, GAME	
MOST HITS, GAME	
MOST DOUBLES, GAME	
MOST TRIPLES, GAME	
MOST HOME RUNS, GAME	
MOST RBI, GAME	
MOST WALKS, GAME	
MOST STRIKEOUTS, GAME	
MOST STOLEN BASES, GAME	
MOST HIT BY PITCHES, GAME	

MOST RUNS ALLOWED, GAME	
MOST RUNS ALLOWED, INNING	
FEWEST HITS ALLOWED, GAME	
MOST HITS ALLOWED, GAME	
FEWEST STRIKEOUTS, GAME	
MOST STRIKEOUTS, GAME	
FEWEST WALKS ALLOWED, GAME	
MOST WALKS ALLOWED, GAME	
MOST HOME RUNS ALLOWED, GAME	

MOST RUNS ALLOWED, GAME	
MOST EARNED RUNS ALLOWED, GAME	
FEWEST HITS ALLOWED, GAME (STARTER)	
MOST HITS ALLOWED, GAME	
MOST HOME RUNS ALLOWED, GAME	
MOST STRIKEOUTS	
MOST CONSECUTIVE STRIKEOUTS	
MOST WALKS ALLOWED, GAME	
MOST HIT BATTERS, GAME	
MOST INNINGS PITCHED, STARTER	
MOST PITCHES THROWN, STARTER	
MOST INNINGS PITCHED, RELIEVER	
MOST PITCHES THROWN, RELIEVER	

TEAM HIGHS

3 Games	March 31 - April 2
5 Games	April 18 - April 22
3 Games	April 4 - April 6
5 Games	April 18 - April 22
11 Runs	4/1 @ Indianapolis (12-1 Win)
13 Runs	4/13 @ Iowa (14-1 Loss)
9 (18x)	4/23 vs. Gwinnett (5-3 Win)
3:16	4/14 @ Iowa (11-8 Win)
3:16	4/14 @ Iowa (11-8 Win)
2:15	4/19 vs. Gwinnett (6-2 Loss)
2:15	4/19 vs. Gwinnett (6-2 Loss)
5 Runs, After 1st	3/31 @ Indianapolis (8-6 Win)
3 Runs, After 6th	4/5 vs. Toledo (7-6 Loss)
3 (3x)	Last: 4/23 vs. Gwinnett (5-3 Win)
2, Maikel García	4/23 vs. Gwinnett (5-3 Win)
6,641	4/19 vs. Gwinnett (6-2 Loss)
8,095	3/31 @ Indianapolis (8-6 Win)
81 Degrees	4/13 @ Iowa (14-1 Loss)
35 Degrees	4/5 vs. Toledo (7-6 Loss)

OFFENSIVE HIGHS

13	4/8 vs. Toledo (13-8 Win)
7, 8th Inning	4/2 @ Indianapolis (8-3 Win)
5, 1st-5th Innings	4/7 vs. Toledo (9-4 Win)
3	4/20 vs. Gwinnett (9-3 Loss)
16	4/1 @ Indianapolis (12-1 Win)
5	4/12 @ Iowa (10-6 Win)
1 (3x)	Last: 4/6 vs. Toledo (8-5 Loss)
4 (2x)	Last: 4/12 @ Iowa (10-6 Win)
9	4/12 @ Iowa (10-6 Win)
13	4/8 vs. Toledo (13-8 Win)
14	3/31 @ Indianapolis (8-6 Win)
29	4/12 @ Iowa (10-6 Win)
11	4/20 vs. Gwinnett (9-3 Loss)
12 (3x)	Last: 4/9 vs. Toledo (8-2 Loss)
4	4/13 @ Iowa (14-1 Loss)
6	4/23 vs. Gwinnett (5-3 Win)
2 (2x)	Last: 4/14 @ Iowa (11-8 Win)

INDIVIDUAL OFFENSIVE HIGHS

3 (4x)	Last: Nick Loftin, 4/14 @ Iowa (11-8 Win)
4, Freddy Fermin	4/11 @ Iowa (9-6 Loss)
2, Logan Porter	4/18 vs. Gwinnett (4-1 Loss)
1 (3x)	Last: Tucker Bradley, 4/6 vs. Toledo (8-5 Loss)
2 (2x)	Last: Freddy Fermin, 4/8 vs. Toledo (13-8 Win)
6, Freddy Fermin	4/8 vs. Toledo (13-8 Win)
3 (3x)	Last: Tyler Gentry, 4/20 vs. Gwinnett (9-3 Loss)
3 (10x)	Last: Jakson Reetz, 4/23 vs. Gwinnett (5-3 Win)
3, Dairon Blanco	4/23 vs. Gwinnett (5-3 Win)
1 (8x)	Last: Tyler Gentry, 4/18 vs. Gwinnett (4-1 Loss)

PITCHING HIGHS

14	4/13 @ Iowa (14-1 Loss)
6 (2x)	Last: 2nd Inning, 4/13 @ Iowa (14-1 Loss)
5	4/1 @ Indianapolis (12-1 Win)
15	4/13 @ Iowa (14-1 Loss)
3	4/18 vs. Gwinnett (4-1 Loss)
14	4/14 @ Iowa (11-8 Win)
1	4/19 vs. Gwinnett (6-2 Loss)
8	4/6 vs. Toledo (8-5 Loss)
3 (3x)	Last: 4/9 vs. Toledo (8-2 Loss)

INDIVIDUAL PITCHING HIGHS

11, Jonathan Heasley	4/13 @ Iowa (14-1 Loss)
11, Jonathan Heasley	4/13 @ Iowa (14-1 Loss)
1 (2x)	Last: Jackson Kowar, 4/6 vs. Toledo (8-5 Loss)
9 (2x)	Last: Jonathan Heasley, 4/13 @ Iowa (14-1 Loss)
2 (6x)	Last: Jonathan Heasley, 4/13 @ Iowa (14-1 Loss)
7, Jonathan Heasley	4/19 vs. Gwinnett (6-2 Loss)
3 (5x)	Last: Austin Cox, 4/21 vs. Gwinnett (7-3 Loss)
4 (4x)	Last: Drew Parrish, 4/22 vs. Gwinnett (5-2 Loss)
2, Andrés Núñez	4/22 vs. Gwinnett (5-2 Loss)
7.0, Jonathan Heasley	4/19 vs. Gwinnett (6-2 Loss)
95, Jonathan Heasley	4/19 vs. Gwinnett (6-2 Loss)
3.0 (2x)	Last: Jackson Kowar, 4/2 @ Indianapolis (8-3 Win)
65, Austin Cox	4/6 vs. Toledo (8-5 Loss)

^ Indicates All-Time Storm Chasers Record Tied

* Indicates All-Time Storm Chasers Record Set

STATCAST LEADERS

LONGEST MEASURED HOMER DISTANCE (TOP 5)			HIGHEST BATTED BALL EXIT VELOCITY (TOP 5)			HIGHEST PITCH VELOCITY (TOP 5)			HIGHEST PITCH SPIN RATE (TOP 5)		
Player	Distance (Pitcher)	Date	Player	Exit Velo (Batted Ball Type)	Date	Player	Pitch Velo (Pitch Result)	Date	Player	Spin Rate (Pitch Type)	Date
Freddy Fermin	428 (2-Run off Ashton Goudeau)	4/8 vs. TOL	CJ Alexander	115.3 (Double vs. Reese Olson)	4/7 vs. TOL	Jackson Kowar	99.3 (Justin Dean, Ball)	4/18 vs. GWN	Josh Dye	3,329 (81.2 mph Changeup vs. Joe Hudson)	4/21 vs. GWN
Nick Loftin	420 (Solo off Anthony Kay)	4/12 @ IOW	Dairon Blanco	109.6 (Double Play vs. Kervin Castro)	4/7 vs. TOL	Josh Staumont	99.1 (Jermaine Palacios, Strikeout)	4/9 vs. TOL	Mike Mayers	3,238 (82.1 mph Slider vs. Yolmer Sánchez)	4/23 vs. GWN
Logan Porter	417 (Solo off Caleb Smith)	4/1 @ IND	Dairon Blanco	108.0 (Flyout vs. Will Vest)	4/8 vs. TOL	Jackson Kowar	99.0 (Justin Dean, Walk)	4/18 vs. GWN	Josh Staumont	3,058 (81.0 mph Curveball vs. Miguel Andujar)	3/31 @ IND
Tyler Gentry	417 (3-Run off Tyler Holton)	4/5 vs. TOL	Nick Loftin	107.3 (Single vs. Brendon Little)	4/14 @ IOW	Josh Staumont	98.9 (Jermaine Palacios, Foul Ball)	4/9 vs. TOL	Drew Parrish	3,000 (86.7 mph Sinkers vs. Nick Solak)	4/22 vs. GWN
Dairon Blanco	411 (Solo off Mike Burrows)	4/2 @ IND	Freddy Fermin	107.2 (Double vs. Nick Burdi)	4/14 @ IOW	Josh Staumont	98.8 (Michael Papierski, Ball)	4/9 vs. TOL	Ryan Weiss	2,999 (81.5 mph Curveball vs. Jermaine Palacios)	4/5 vs. TOL

[illegible]

LF

Tucker Bradley, 12 (6-6)
Dairon Blanco, 4 (2-2)
Nick Pratto, 2 (0-2)
Tyler Gentry, 1 (0-1)

CF

Dairon Blanco, 12 (6-6)
Samad Taylor, 7 (2-5)

RF

Tyler Gentry, 15 (7-8)
CJ Alexander, 4 (1-3)

SS

Maikel Garcia, 12 (6-6)
Angelo Castellano, 7 (2-5)

2B

Samad Taylor, 11 (5-6)
Angelo Castellano, 4 (2-2)
Nick Loftin, 4 (1-3)

SP

Mike Mayers, 5 (2-3)
Jonathan Heasley, 4 (2-2)
Austin Cox, 3 (2-1)
Drew Parrish, 3 (2-0)
Max Castillo, 3 (0-3)
Jackson Kowar, 1 (0-1)

3B

Nick Loftin, 11 (5-6)
Maikel Garcia, 6 (2-4)
Angelo Castellano, 2 (1-1)

1B

Nick Pratto, 13 (6-7)
CJ Alexander, 3 (1-2)
Logan Porter, 3 (1-2)

DH

CJ Alexander, 7 (5-2)
Logan Porter, 4 (1-3)
Tyler Gentry, 3 (1-2)
Jakson Reetz, 3 (1-2)
Freddy Fermin, 1 (0-1)
Nick Loftin, 1 (0-1)

C

Freddy Fermin, 11 (5-6)
Logan Porter, 5 (2-3)
Jakson Reetz, 3 (1-2)

1	2	3	4	5	6	7	8	9
Samad Taylor, 18 (7-11) Dairon Blanco, 1 (1-0)	Maikel Garcia, 18 (8-10) Nick Loftin, 1 (0-1)	Tyler Gentry, 15 (5-10) Nick Pratto, 4 (3-1)	Nick Pratto, 11 (4-7) Tyler Gentry, 4 (3-1) Logan Porter, 3 (1-2) CJ Alexander, 1 (0-1)	Nick Loftin, 14 (5-9) CJ Alexander, 3 (3-0) Logan Porter, 1 (0-1) Nick Pratto, 1 (0-1)	CJ Alexander, 9 (4-5) Logan Porter, 5 (1-4) Freddy Fermin, 2 (2-0) Jakson Reetz, 2 (0-2) Nick Loftin, 1 (1-0)	Freddy Fermin, 10 (3-7) Dairon Blanco, 4 (2-2) Jakson Reetz, 3 (2-1) Logan Porter, 2 (1-1)	Dairon Blanco, 12 (6-6) Tucker Bradley, 3 (2-1) Angelo Castellano, 2 (0-2) CJ Alexander, 1 (0-1) Jakson Reetz, 1 (0-1)	Angelo Castellano, 11 (5-6) Tucker Bradley, 8 (3-5)

PLAYER	GS	POSITION										BATTING ORDER								
		C	1B	2B	3B	SS	LF	CF	RF	OF	DH	1ST	2ND	3RD	4TH	5TH	6TH	7TH	8TH	9TH
Tyler Gentry	19					1		15	16		3		15	4						
Samad Taylor	18			11				7		7		18								
Maikel Garcia	18				6	12							18							
Dairon Blanco	16					4	12		16			1						4	11	
Nick Loftin	16			4	11						1		1			14	1			
Nick Pratto	15		12				2			2			4	10	1					
CJ Alexander	14		3						4	4	7				1	3	9		1	
Angelo Castellano	13			4	2	7													2	11
Freddy Fermin	12	11									1						2	10		
Logan Porter	12	5	3								4			4	1	5	2			
Tucker Bradley	12					12				12									4	8
Jakson Reetz	6	3									3						2	3	1	

OUTFIELD ASSISTS (3)

DAIRON BLANCO (1)	CF	1
TUCKER BRADLEY (1)	LF	1
TYLER GENTRY (1)	RF	1

OF LINEUP COMBOS

19 Games

18 Unique Lineup Combinations Used

MOST USED LINEUP (2x)

PLAYER	Pos.
1. Samad Taylor	2B
2. Maikel Garcia	SS
3. Nick Pratto	1B
4. Tyler Gentry	RF
5. Nick Loftin	3B
6. CJ Alexander	DH
7. Freddy Fermin	C
8. Dairon Blanco	CF
9. Tucker Bradley	LF

STORM CHASERS POSITION PRODUCTION

	AVG	AB	H	TB	2B	3B	HR	RBI	BB	SO	OBP	SLG	OPS	SAC	SF	HBP	GIDP
C	.246	69	17	36	4	0	5	14	8	19	.333	.522	.855	0	0	1	1
1B	.225	71	16	37	4	1	5	11	10	16	.318	.521	.839	0	3	1	1
2B	.276	76	21	33	4	1	2	13	7	18	.337	.434	.771	0	0	0	1
3B	.280	75	21	40	4	0	5	15	9	9	.353	.533	.886	0	1	0	3
SS	.296	71	21	33	6	0	2	18	11	21	.381	.465	.846	0	2	0	0
LF	.250	64	16	26	2	1	2	6	11	18	.377	.406	.783	0	0	2	3
CF	.288	73	21	29	5	0	1	3	8	16	.369	.397	.766	0	1	2	4
RF	.205	73	15	24	3	0	2	10	14	22	.337	.329	.666	0	1	1	1
DH	.310	71	22	41	7	0	4	13	10	24	.402	.577	.979	0	0	1	1

STORM CHASERS BATTING ORDER PRODUCTION

	AVG	AB	H	TB	2B	3B	HR	RBI	BB	SO	OBP	SLG	OPS	SAC	SF	HBP	GIDP
1st	.321	81	26	40	6	1	2	15	8	18	.385	.494	.879	0	1	1	2
2nd	.270	74	20	29	6	0	1	15	16	18	.396	.392	.788	0	1	0	1
3rd	.225	71	16	26	2	1	2	12	17	22	.385	.366	.751	0	1	2	1
4th	.203	74	15	33	3	0	5	11	9	18	.279	.446	.725	0	3	0	2
5th	.308	78	24	47	5	0	6	15	3	18	.337	.603	.940	0	1	1	3
6th	.260	73	19	43	6	0	6	11	6	21	.316	.589	.905	0	0	0	1
7th	.235	68	16	27	5	0	2	11	8	14	.333	.397	.730	0	0	2	2
8th	.279	61	17	24	4	0	1	2	14	20	.429	.393	.822	0	0	2	1
9th	.273	66	18	32	3	1	3	13	7	15	.338	.485	.823	0	1	0	2

GM #	MARCH	OPPONENT	SCORE	RECORD	STANDINGS	WIN	LOSS	SAVE	TEMP.	1ST PITCH	TIME	ATT.	HOME ATT.	STORM CHASERS				OPPONENT			
														R	H	E	LO	R	H	E	LO
1	3/31	@ Indianapolis	W, 8-6	1-0	1st +0.5	C. Snider (1-0)	Y. De Los Santos (0-1)	J. Staumont (1)	66°	7:05 PM	2:54	8,095		8	12	0	14	6	11	2	7
GM #	APRIL	OPPONENT	SCORE	RECORD	STANDINGS	WIN	LOSS	SAVE	TEMP.	1ST PITCH	TIME	ATT.	HOME ATT.	STORM CHASERS				OPPONENT			
														R	H	E	LO	R	H	E	LO
2	4/1	@ Indianapolis	W, 12-1	2-0	1st +1.0	D. Parrish (1-0)	C. Smith (0-1)	-	42°	1:37 PM	2:26	4,012		12	16	0	11	1	5	2	3
3	4/2	@ Indianapolis	W, 8-3	3-0	1st +1.0	J. Kowar (1-0)	D. Zamora (0-1)	-	49°	1:36 PM	2:53	4,240		8	12	0	9	3	11	2	10
4	4/4	TOLEDO	L, 9-2	3-1	2nd -0.5	B. White (1-0)	M. Castillo (0-1)	-	55°	6:42 PM	2:27	3,200	3,200	2	6	0	6	9	12	0	5
5	4/5	TOLEDO	L, 7-6	3-2	2nd -1.0	T. Holton (1-0)	R. Weiss (0-1)	M. Díaz (2)	35°	12:07 PM	2:40	1,405	4,605	6	8	2	6	7	12	1	9
6	4/6	TOLEDO	L, 8-5	3-3	3rd -2.0	J. Fry (1-0)	J. Kowar (1-1)	M. Del Pozo (1)	45°	12:06 PM	2:48	1,607	6,212	5	7	1	4	8	10	2	9
7	4/7	TOLEDO	W, 9-4	4-3	2nd -1.0	J. Heasley (1-0)	R. Olson (0-2)	-	70°	6:35 PM	2:35	1,968	8,180	9	12	0	6	4	9	0	11
8	4/8	TOLEDO	W, 13-8	5-3	2nd -0.5	M. Martinez (1-0)	M. Lorenzen (0-1)	-	71°	2:05 PM	2:49	2,070	10,250	13	12	3	4	8	13	0	12
9	4/9	TOLEDO	L, 8-2	5-4	2nd -1.5	T. Holton (2-0)	M. Castillo (0-2)	-	73°	2:11 PM	2:57	2,119	12,369	2	6	3	12	8	13	0	11
10	4/11	@ Iowa	L, 9-6	5-5	5th -2.5	R. Elias (1-0)	M. Mayers (0-1)	M. Rodriguez (1)	79°	6:38 PM	2:34	3,557		6	10	0	6	9	7	1	6
11	4/12	@ Iowa	W, 10-6	6-5	5th -1.5	J. Kowar (2-0)	R. Thompson (0-1)	-	77°	12:09 PM	2:26	4,085		10	12	0	5	6	8	0	4
12	4/13	@ Iowa	L, 14-1	6-6	6th -2.5	N. Neidert (1-1)	J. Heasley (1-1)	-	81°	6:38 PM	2:18	3,647		1	6	1	4	14	15	0	8
13	4/14	@ Iowa	W, 11-8	7-6	6th -2.0	C. Snider (2-0)	M. Rodriguez (1-1)	N. Wittgren (1)	79°	7:09 PM	3:16	6,257		11	11	2	10	8	11	3	10
14	4/15	@ Iowa	PPD/Rain (To be made up April 16)																		
15	4/16	@ Iowa	Cancelled/Snow																		
16	4/16	@ Iowa	Cancelled/Snow																		
14	4/18	GWINNETT	L, 4-1	7-7	5th -3.0	T. Tice (2-0)	J. Kowar (2-2)	Y. Ríos (1)	70°	6:39 PM	2:24	1,703	14,072	1	7	1	8	4	6	0	8
15	4/19	GWINNETT	L, 6-2	7-8	5th -4.0	B. Burrows (1-0)	J. Heasley (1-2)	-	70°	12:05 PM	2:15	6,641	20,713	2	6	0	5	6	10	0	3
16	4/20	GWINNETT	L, 9-3	7-9	6th -4.5	B. Moran (1-0)	M. Castillo (0-3)	-	56°	6:37 PM	2:47	2,026	22,739	3	3	1	10	9	10	1	5
17	4/21	GWINNETT	L, 7-3	7-10	7th -6.0	A. Winans (1-2)	E. Sisk (0-1)	-	44°	6:36 PM	3:01	2,041	24,780	3	9	2	9	7	11	0	8
18	4/22	GWINNETT	L, 5-2	7-11	6th -7.0	D. Dodd (1-0)	A. Núñez (0-1)	Y. Ríos (2)	42°	2:06 PM	2:27	3,025	27,805	2	4	1	2	5	10	0	10
19	4/23	GWINNETT	W, 5-3	8-11	6th -6.0	M. Mayers (1-1)	N. Kingham (0-3)	N. Wittgren (2)	49°	2:06 PM	2:23	2,046	29,851	5	12	3	6	3	8	0	9
20	4/25	@ Nashville																			
21	4/26	@ Nashville																			
22	4/27	@ Nashville																			
23	4/28	@ Nashville																			
24	4/29	@ Nashville																			
25	4/30	@ Nashville																			

APRIL Hitting Results: // APRIL Pitching Results:

GM #	MAY	OPPONENT	SCORE	RECORD	STANDINGS	WIN	LOSS	SAVE	TEMP.	1ST PITCH	TIME	ATT.	HOME ATT.	STORM CHASERS				OPPONENT			
														R	H	E	LO	R	H	E	LO
26	5/2	LOUISVILLE																			
27	5/3	LOUISVILLE																			
28	5/4	LOUISVILLE																			
29	5/5	LOUISVILLE																			
30	5/6	LOUISVILLE																			
31	5/7	LOUISVILLE																			
32	5/9	@ Scranton/WB																			
33	5/10	@ Scranton/WB																			
34	5/11	@ Scranton/WB																			
35	5/12	@ Scranton/WB																			
36	5/13	@ Scranton/WB																			
37	5/14	@ Scranton/WB																			
38	5/16	TOLEDO																			
39	5/17	TOLEDO																			
40	5/18	TOLEDO																			
41	5/19	TOLEDO																			
42	5/20	TOLEDO																			
43	5/21	TOLEDO																			
44	5/23	@ St. Paul																			
45	5/24	@ St. Paul																			
46	5/25	@ St. Paul																			
47	5/26	@ St. Paul																			
48	5/27	@ St. Paul																			
49	5/28	@ St. Paul																			
50	5/30	MEMPHIS																			
51	5/31	MEMPHIS																			

MAY Hitting Results: // MAY Pitching Results:

GM #	JUNE	OPPONENT	SCORE	RECORD	STANDINGS	WIN	LOSS	SAVE	TEMP.	1ST PITCH	TIME	ATT.	HOME ATT.	STORM CHASERS				OPPONENT			
														R	H	E	LO	R	H	E	LO
52	6/1	MEMPHIS																			
53	6/2	MEMPHIS																			
54	6/3	MEMPHIS																			
55	6/4	MEMPHIS																			
56	6/6	@ Indianapolis																			
57	6/7	@ Indianapolis																			
58	6/8	@ Indianapolis																			
59	6/9	@ Indianapolis																			
60	6/10	@ Indianapolis																			
61	6/11	@ Indianapolis																			
62	6/13	COLUMBUS																			
63	6/14	COLUMBUS																			
64	6/15	COLUMBUS																			
65	6/16	COLUMBUS																			
66	6/17	COLUMBUS																			
67	6/18	COLUMBUS																			
68	6/20	@ Rochester																			
69	6/21	@ Rochester																			
70	6/22	@ Rochester																			
71	6/23	@ Rochester																			
72	6/24	@ Rochester																			
73	6/25	@ Rochester																			

1ST HALF Hitting Results: // 1ST HALF Pitching Results:

GM #	JUNE	OPPONENT	SCORE	RECORD	STANDINGS	WIN	LOSS	SAVE	TEMP.	1ST PITCH	TIME	ATT.	HOME ATT.	STORM CHASERS				OPPONENT			
														R	H	E	LO	R	H	E	LO
75	6/28	IOWA																			
76	6/29	IOWA																			
77	6/30	IOWA																			
JUNE Hitting Results: TBD // JUNE Pitching Results: TBD														STORM CHASERS				OPPONENT			
GM #	JULY	OPPONENT	SCORE	RECORD	STANDINGS	WIN	LOSS	SAVE	TEMP.	1ST PITCH	TIME	ATT.	HOME ATT.	STORM CHASERS				OPPONENT			
														R	H	E	LO	R	H	E	LO
78	7/1	IOWA																			
79	7/2	IOWA																			
80	7/3	IOWA																			
81	7/4	@ Gwinnett																			
82	7/5	@ Gwinnett																			
83	7/6	@ Gwinnett																			
84	7/7	@ Gwinnett																			
85	7/8	@ Gwinnett																			
86	7/9	@ Gwinnett																			
87	7/14	INDIANAPOLIS																			
88	7/15	INDIANAPOLIS																			
89	7/16	INDIANAPOLIS																			
90	7/18	ST. PAUL																			
91	7/19	ST. PAUL																			
92	7/20	ST. PAUL																			
93	7/21	ST. PAUL																			
94	7/22	ST. PAUL																			
95	7/23	ST. PAUL																			
96	7/25	@ Columbus																			
97	7/26	@ Columbus																			
98	7/27	@ Columbus																			
99	7/28	@ Columbus																			
100	7/29	@ Columbus																			
102	7/30	@ Columbus																			
JULY Hitting Results: TBD // JULY Pitching Results: TBD														STORM CHASERS				OPPONENT			
GM #	AUGUST	OPPONENT	SCORE	RECORD	STANDINGS	WIN	LOSS	SAVE	TEMP.	1ST PITCH	TIME	ATT.	HOME ATT.	STORM CHASERS				OPPONENT			
														R	H	E	LO	R	H	E	LO
101	8/1	@ Louisville																			
102	8/2	@ Louisville																			
103	8/3	@ Louisville																			
104	8/4	@ Louisville																			
105	8/5	@ Louisville																			
106	8/6	@ Louisville																			
107	8/8	IOWA																			
108	8/9	IOWA																			
109	8/10	IOWA																			
110	8/11	IOWA																			
111	8/12	IOWA																			
112	8/13	IOWA																			
113	8/15	@ Toledo																			
114	8/16	@ Toledo																			
115	8/17	@ Toledo																			
116	8/18	@ Toledo																			
117	8/19	@ Toledo																			
118	8/20	@ Toledo																			
119	8/22	ST. PAUL																			
120	8/23	ST. PAUL																			
121	8/24	ST. PAUL																			
122	8/25	ST. PAUL																			
123	8/26	ST. PAUL																			
124	8/27	ST. PAUL																			
125	8/29	LOUISVILLE																			
126	8/30	LOUISVILLE																			
127	8/31	LOUISVILLE																			
AUGUST Hitting Results: TBD // AUGUST Pitching Results: TBD														STORM CHASERS				OPPONENT			
GM #	SEPTEMBER	OPPONENT	SCORE	RECORD	STANDINGS	WIN	LOSS	SAVE	TEMP.	1ST PITCH	TIME	ATT.	HOME ATT.	STORM CHASERS				OPPONENT			
														R	H	E	LO	R	H	E	LO
128	9/1	LOUISVILLE																			
129	9/2	LOUISVILLE																			
130	9/3	LOUISVILLE																			
131	9/5	@ Iowa																			
132	9/6	@ Iowa																			
133	9/7	@ Iowa																			
134	9/8	@ Iowa																			
135	9/9	@ Iowa																			
136	9/10	@ Iowa																			
137	9/12	INDIANAPOLIS																			
138	9/13	INDIANAPOLIS																			
139	9/14	INDIANAPOLIS																			
140	9/15	INDIANAPOLIS																			
141	9/16	INDIANAPOLIS																			
142	9/17	INDIANAPOLIS																			
143	9/19	@ Columbus																			
144	9/20	@ Columbus																			
145	9/21	@ Columbus																			
146	9/22	@ Columbus																			
147	9/23	@ Columbus																			
148	9/24	@ Columbus																			
SEPTEMBER Hitting Results: TBD // SEPTEMBER Pitching Results: TBD														STORM CHASERS				OPPONENT			
2ND HALF Hitting Results: TBD // 2ND HALF Pitching Results: TBD														STORM CHASERS				OPPONENT			

DATE	OPPONENT	RESULT	IP	H	R	ER	BB	SO	2B	3B	HR	TB	AVG	WHIP	WP	BK	HB	GIDP	IBB	TBF	SV	SVO	ERA (SEASON)
3/31	@ Indianapolis	W, 8-6	9.0	11	6	6	2	7	4	0	1	18	(.297)	(1.44)	0	1	1	1	0	40	1	1	6.00
4/1	@ Indianapolis	W, 12-1	9.0	5	1	1	2	8	1	0	0	6	(.185)	(0.78)	0	0	2	5	0	31	0	0	3.50
4/2	@ Indianapolis	W, 8-3	9.0	11	3	3	5	10	1	1	1	17	(.314)	(1.78)	0	0	0	3	0	40	0	0	3.33
4/4	TOLEDO	L, 9-2	9.0	12	9	9	4	8	6	0	3	27	(.324)	(1.78)	0	0	0	1	0	41	0	0	4.75
4/5	TOLEDO	L, 7-6	9.0	12	7	6	5	10	3	0	1	18	(.316)	(1.89)	1	0	0	2	0	43	0	1	5.00
4/6	TOLEDO	L, 8-5	9.0	10	8	8	8	12	3	0	3	22	(.286)	(2.00)	0	0	0	1	0	44	0	0	5.50
4/7	TOLEDO	W, 9-4	9.0	9	4	4	5	8	0	2	1	16	(.250)	(1.56)	1	0	1	0	0	42	0	0	5.29
4/8	TOLEDO	W, 13-8	9.0	13	8	7	4	8	2	0	0	15	(.317)	(1.89)	0	1	2	1	0	47	0	0	5.50
4/9	TOLEDO	L, 8-2	9.0	13	8	6	4	10	2	0	3	24	(.317)	(1.89)	0	0	1	1	0	46	0	0	5.56
4/11	@ Iowa	L, 9-6	8.0	7	9	9	7	10	3	0	2	16	(.226)	(1.75)	0	0	1	0	0	39	0	0	5.97
4/12	@ Iowa	W, 10-6	9.0	8	6	6	2	10	2	1	2	18	(.235)	(1.11)	0	0	1	1	0	37	0	0	5.97
4/13	@ Iowa	L, 14-1	8.0	15	14	12	4	8	7	0	2	28	(.375)	(2.38)	0	0	2	0	0	46	0	0	6.54
4/14	@ Iowa	W, 11-8	9.0	11	8	7	4	14	2	0	2	19	(.297)	(1.67)	1	0	2	0	1	45	1	1	6.57
4/15	@ Iowa	PPD/Rain																					
4/16G1	@ Iowa	Cancelled/Snow																					
4/16G2	@ Iowa	Cancelled/Snow																					
4/18	GWINNETT	L, 4-1	9.0	6	4	4	6	3	0	1	0	8	(.207)	(1.33)	2	0	0	0	0	39	0	0	6.39
4/19	GWINNETT	L, 6-2	9.0	10	6	6	1	9	3	0	2	19	(.286)	(1.22)	0	0	0	1	0	36	0	0	6.36
4/20	GWINNETT	L, 9-3	9.0	10	9	6	5	7	1	1	1	16	(.286)	(1.67)	2	0	0	1	0	41	0	0	6.34
4/21	GWINNETT	L, 7-3	9.0	11	7	4	4	8	4	0	1	18	(.297)	(1.67)	4	1	0	2	0	42	0	0	6.20
4/22	GWINNETT	L, 5-2	9.0	10	5	4	5	5	1	0	1	14	(.294)	(1.67)	0	0	2	1	0	42	0	0	6.08
4/23	GWINNETT	W, 5-3	9.0	8	3	3	3	7	2	0	0	10	(.229)	(1.22)	2	0	0	1	0	39	1	1	5.91
4/25	@ Nashville																						
4/26	@ Nashville																						
4/27	@ Nashville																						
4/28	@ Nashville																						
4/29	@ Nashville																						
4/30	@ Nashville																						
5/2	LOUISVILLE																						
5/3	LOUISVILLE																						
5/4	LOUISVILLE																						
5/5	LOUISVILLE																						
5/6	LOUISVILLE																						
5/7	LOUISVILLE																						
5/9	@ Scranton/WB																						
5/10	@ Scranton/WB																						
5/11	@ Scranton/WB																						
5/12	@ Scranton/WB																						
5/13	@ Scranton/WB																						
5/14	@ Scranton/WB																						
5/16	TOLEDO																						
5/17	TOLEDO																						
5/18	TOLEDO																						
5/19	TOLEDO																						
5/20	TOLEDO																						
5/21	TOLEDO																						
5/23	@ St. Paul																						
5/24	@ St. Paul																						
5/25	@ St. Paul																						
5/26	@ St. Paul																						
5/27	@ St. Paul																						
5/28	@ St. Paul																						
5/30	MEMPHIS																						
5/31	MEMPHIS																						
6/1	MEMPHIS																						
6/2	MEMPHIS																						
6/3	MEMPHIS																						
6/4	MEMPHIS																						
6/6	@ Indianapolis																						
6/7	@ Indianapolis																						
6/8	@ Indianapolis																						
6/9	@ Indianapolis																						
6/10	@ Indianapolis																						
6/11	@ Indianapolis																						

[illegible]

HITTING

SERIES	OPPONENT	DATES	AVG	G	AB	R	H	TB	2B	3B	HR	RBI	BB	IBB	SO	SB	CS	OBP	SLG	OPS	PA	SAC	SF	HBP	GIDP
SERIES 1	@ Indianapolis	3/31 - 4/2	.331	3	121	28	40	62	5	1	5	28	19	0	27	10	0	.420	.512	.932	143	0	2	1	0
SERIES 2	TOLEDO	4/4 - 4/9	.258	6	198	37	51	100	9	2	12	34	28	0	61	5	2	.355	.505	.860	231	0	2	3	7
SERIES 3	@ Iowa	4/11 - 4/16	.269	4	145	28	39	75	15	0	7	27	12	0	26	6	2	.335	.517	.852	161	0	1	3	1
SERIES 4	GWINNETT	4/18 - 4/23	.225	6	182	16	41	64	11	0	4	16	29	0	50	11	3	.330	.352	.682	215	0	3	1	7
SERIES 5	@ Nashville	4/25 - 4/30																							
SERIES 6	LOUISVILLE	5/2 - 5/7																							
SERIES 7	@ Scranton/WB	5/9 - 5/14																							
SERIES 8	TOLEDO	5/16 - 5/21																							
SERIES 9	@ St. Paul	5/23 - 5/28																							
SERIES 10	MEMPHIS	5/30 - 6/4																							
SERIES 11	@ Indianapolis	6/6 - 6/11																							
SERIES 12	COLUMBUS	6/13 - 6/18																							
SERIES 13	@ Rochester	6/20 - 6/25																							
SERIES 14	IOWA	6/28 - 7/3																							
SERIES 15	@ Gwinnett	7/4 - 7/9																							
SERIES 16	INDIANAPOLIS	7/14 - 7/16																							
SERIES 17	ST. PAUL	7/18 - 7/23																							
SERIES 18	@ Columbus	7/25 - 7/30																							
SERIES 19	@ Louisville	8/1 - 8/6																							
SERIES 20	IOWA	8/8 - 8/13																							
SERIES 21	@ Toledo	8/15 - 8/20																							
SERIES 22	ST. PAUL	8/22 - 8/27																							
SERIES 23	LOUISVILLE	8/29 - 9/3																							
SERIES 24	@ Iowa	9/5 - 9/10																							
Series 25	INDIANAPOLIS	9/12 - 9/17																							
Series 26	@ Columbus	9/19 - 9/24																							

PITCHING

SERIES	OPPONENT	DATES	W	L	ERA	G	GS	CG	SHO	GF	HLD	SV	SVO	IP	H	R	ER	HR	HB	BB	IBB	SO	AVG	WP	BK	GIDP
SERIES 1	@ Indianapolis	3/31 - 4/2	3	0	3.33	3	3	0	0	3	0	1	1	27.0	27	10	10	2	3	9	0	25	.273	0	1	9
SERIES 2	TOLEDO	4/4 - 4/9	2	4	6.67	6	6	0	0	6	0	0	1	54.0	69	44	40	11	4	30	0	56	.303	2	1	6
SERIES 3	@ Iowa	4/11 - 4/16	2	2	9.00	4	4	0	0	4	2	1	1	34.0	41	37	34	8	6	17	1	42	.289	1	0	1
SERIES 4	GWINNETT	4/18 - 4/23	1	5	4.50	6	6	0	0	6	3	1	1	54.0	55	34	27	5	2	24	0	39	.268	10	1	6
SERIES 5	@ Nashville	4/25 - 4/30																								
SERIES 6	LOUISVILLE	5/2 - 5/7																								
SERIES 7	@ Scranton/WB	5/9 - 5/14																								
SERIES 8	TOLEDO	5/16 - 5/21																								
SERIES 9	@ St. Paul	5/23 - 5/28																								
SERIES 10	MEMPHIS	5/30 - 6/4																								
SERIES 11	@ Indianapolis	6/6 - 6/11																								
SERIES 12	COLUMBUS	6/13 - 6/18																								
SERIES 13	@ Rochester	6/20 - 6/25																								
SERIES 14	IOWA	6/28 - 7/3																								
SERIES 15	@ Gwinnett	7/4 - 7/9																								
SERIES 16	INDIANAPOLIS	7/14 - 7/16																								
SERIES 17	ST. PAUL	7/18 - 7/23																								
SERIES 18	@ Columbus	7/25 - 7/30																								
SERIES 19	@ Louisville	8/1 - 8/6																								
SERIES 20	IOWA	8/8 - 8/13																								
SERIES 21	@ Toledo	8/15 - 8/20																								
SERIES 22	ST. PAUL	8/22 - 8/27																								
SERIES 23	LOUISVILLE	8/29 - 9/3																								
SERIES 24	@ Iowa	9/5 - 9/10																								
Series 25	INDIANAPOLIS	9/12 - 9/17																								
Series 26	@ Columbus	9/19 - 9/24																								

 SERIES WINS: 1 (On Road)

 SERIES LOSSES: 2 (Both at Home)

 SERIES SPLITS: 1 (On Road)

THE LAST TIME THE STORM CHASERS

THREW A PERFECT GAME	
THREW A 9-INNING NO-HITTER	6/20/1988 vs. Columbus (Luis Aquino, 2-0 win)
THREW A 7-INNING NO-HITTER	7/13/1990 @ Iowa [G1] (Gene Walter, 3-0 win)
THREW A COMBINED NO-HITTER	4/17/1997 vs. Oklahoma City (Jim Converse and Allen McDill, 2-0 win)

THREW A COMBINED 1-HITTER (9 INNINGS)	8/26/2019 vs. Nashville (5-0 Win)
THREW A COMBINED 1-HITTER (7 INNINGS)	Pitchers: Arnaldo Hernandez (8.0 IP), Gabe Speier (1.0 IP)
THREW A COMBINED 2-HITTER (9 INNINGS)	6/12/2022 vs. Lehigh Valley (10-0 Win)
Pitchers: Zack Greinke (5.0 IP), Andrés Núñez (1.0 IP), Marcelo Martínez (2.0 IP) & Brad Peacock (1.0 IP)	
THREW A COMBINED 2-HITTER (7 INNINGS)	
GOT NO-HIT (9 INNINGS)	June 7, 2017 vs. Nashville (4-0 Loss)
GOT NO-HIT (LESS THAN 9 INNINGS)	6/29/2008 vs. Oklahoma [G1] (Dustin Nippert, 2-0 loss)
GOT 1-HIT	8/15/2021 vs. Iowa (10-0 Loss)
GOT 2-HIT	8/17/2022 @ Louisville (4-3 Loss)

THREW A COMBINED 9-INNING SHUTOUT	8/12/2022 @ Toledo (5-0 Win)
Pitchers: Drew Parrish (6.0 IP), Collin Snider (2.0 IP), Sam Freeman (1.0 IP)	
THREW SHUTOUTS IN 3 STRAIGHT GAMES	8/7/2018 vs. Salt Lake and 8/9 and 8/10/2018 @ Round Rock (5-0, 9-0, 2-0)
THREW BACK-TO-BACK SHUTOUTS	8/9 and 8/10/2018 @ Round Rock (9-0 Win & 2-0 Win)
GOT SHUT OUT (9 INNINGS)	8/5/2022 vs. St. Paul (5-0 Loss)
GOT SHUT OUT IN BACK-TO-BACK GAMES	7/23 and 7/24/2022 vs. Iowa (10-0 Loss, 7-0 Loss)
GOT SHUT OUT IN 3 STRAIGHT GAMES	
GOT SHUT OUT (LESS THAN 9 INNINGS)	5/28, 2022 @ Louisville [G2] (3-0 Loss)

WON 10 GAMES IN A ROW	June 5 to June 16, 2012
WON 9 GAMES IN A ROW	May 22 to June 1, 2021
WON 8 GAMES IN A ROW	May 23 to May 30, 2010
WON 7 GAMES IN A ROW	July 21 to July 26, 2015
WON 6 GAMES IN A ROW	August 25 to August 31, 2021

LOST 10 GAMES IN A ROW	August 6 to August 16, 2006
LOST 8 GAMES IN A ROW	June 6 to June 14, 2016
LOST 7 GAMES IN A ROW	April 20 to April 28, 2019
LOST 6 GAMES IN A ROW	May 4 to May 9, 2018

STRUCK OUT 19+ OPPOSING HITTERS	5/6/2021 vs. St. Paul (19)
STRUCK OUT 17+ OPPOSING HITTERS	5/6/2021 vs. St. Paul (19)
STRUCK OUT 15+ OPPOSING HITTERS	9/22/2022 vs. Iowa (15)
STRUCK OUT 10+ OPPOSING HITTERS	4/14/2023 @ Iowa (14)

SCORED 20+ RUNS IN ONE GAME	7/4/2022 vs. Toledo (20)
SCORED 15+ RUNS IN ONE GAME	7/4/2022 vs. Toledo (20)
SCORED 10+ RUNS IN ONE GAME	4/14/2023 @ Iowa (11)
ALLOWED 20+ RUNS IN ONE GAME	9/11/2021 @ St. Paul (21)
ALLOWED 15+ RUNS IN ONE GAME	9/11/2022 vs. Indianapolis (19)
ALLOWED 10+ RUNS IN ONE GAME	4/13/2023 @ Iowa (14)

HAD 27+ HITS IN ONE GAME	7/4/2022 vs. Toledo (27)
HAD 25+ HITS IN ONE GAME	7/4/2022 vs. Toledo (27)
HAD 20+ HITS IN ONE GAME	7/4/2022 vs. Toledo (27)
HAD 15+ HITS IN ONE GAME	4/11/2023 vs. Indianapolis (16)
HAD 10+ HITS IN ONE GAME	4/23/2023 vs. Gwinnett (12)
ALLOWED 22+ HITS IN ONE GAME	8/2/2019 @ Reno (23)
ALLOWED 20+ HITS IN ONE GAME	8/2/2019 @ Reno (23)
ALLOWED 15+ HITS IN ONE GAME	4/13/2023 @ Iowa (15)
ALLOWED 10+ HITS IN ONE GAME	4/22/2023 vs. Gwinnett (10)

WALKED 14+ TIMES IN ONE GAME	4/14/2022 vs. Louisville (14)
WALKED 10+ TIMES IN ONE GAME	4/20/2023 vs. Gwinnett (11)
WALKED 8+ TIMES IN ONE GAME	4/20/2023 vs. Gwinnett (11)
ALLOWED 13+ WALKS IN ONE GAME	5/8/2007 vs. Sacramento (13)
ALLOWED 10+ WALKS IN ONE GAME	9/21/2022 vs. Iowa (11)
ALLOWED 8+ WALKS IN ONE GAME	4/6/2023 vs. Toledo (8)

HIT 9+ HOME RUNS IN A GAME	7/3/2022 vs. Toledo (9)
HIT 7+ HOME RUNS IN A GAME	7/3/2022 vs. Toledo (9)
HIT 5+ HOME RUNS IN A GAME	7/3/2022 vs. Toledo (9)
HIT 3+ HOME RUNS IN A GAME	4/12/2023 @ Iowa (4)
ALLOWED 7+ HOME RUNS IN A GAME	9/5/2021 vs. Toledo (7)
ALLOWED 5+ HOME RUNS IN A GAME	4/27/2022 vs. Toledo (5)
ALLOWED 3+ HOME RUNS IN A GAME	4/9/2023 vs. Toledo (3)

HAD 2 PLAYERS HIT 2 HOME RUNS IN A GAME	Nate Eaton & Roman Quinn, 7/4/2022 vs. Toledo (20-6 win)
HIT BACK-TO-BACK HOME RUNS	4/5/2023 vs. Toledo, 6th Inning (7-6 loss)

HIT 3 STRAIGHT HOME RUNS	Tyler Gentry (3-run) & Logan Porter (solo), 5/21/2021 @ Iowa, 9th Inning (9-8 loss)
	Anderson Miller (2-run), Sebastian Rivero (solo), Gabriel Cancel (solo), 4/13/2023 @ Iowa (14-1 Loss)

SCORED 10+ RUNS IN AN INNING	12 Runs, 2nd Inning - 4/8/2019 @ Memphis (14-3 win)
SCORED 7+ RUNS IN AN INNING	7 Runs, 8th Inning - 4/2/2023 @ Indianapolis (8-3 win)
SCORED 5+ RUNS IN AN INNING	6 Runs, 3rd Inning - 4/8/2023 vs. Toledo (13-9 win)
SCORED 5+ RUNS IN AN EXTRA INNING	
ALLOWED 10+ RUNS IN AN INNING	10 Runs, 6th Inning - 7/16/2012 vs. Oklahoma City (16-6 loss)
ALLOWED 7+ RUNS IN AN INNING	8 Runs, 4th Inning - 9/11/2022 vs. Indianapolis (19-9 loss)
ALLOWED 5+ RUNS IN AN INNING	6 Runs, 2nd Inning - 4/13/2023 @ Iowa (14-1 Loss)
ALLOWED 5+ RUNS IN AN EXTRA INNING	
WON A GAME BY 15+ RUNS	14 Runs - 7/4/2023 vs. Toledo (20-6 win)
WON A GAME BY 10+ RUNS	11 Runs - 4/1/2023 vs. Indianapolis (12-1 win)
LOST A GAME BY 15+ RUNS	16 Runs - 9/11/2022 vs. Indianapolis, (19-3 loss)
LOST A GAME BY 10+ RUNS	13 Runs - 4/13/2023 @ Iowa (14-1 Loss)

SCORED 12+ RUNS IN CONSECUTIVE GAMES	9/25/2021 and 9/26/2021 vs. Indianapolis (12-3 Win & 17-12 loss)
SCORED 10+ RUNS IN CONSECUTIVE GAMES	6/26/2022 vs. Columbus & 6/28/2022 @ St. Paul (17-4 Win, 11-2 win)
SCORED JUST ONE RUN WITHOUT AN RBI	5/4/2019 vs. Iowa (6-1 loss)
SCORED MULTIPLE RUNS WITHOUT AN RBI	4/30/2018 @ Iowa (10-3 loss)
SCORED MORE RUNS THAT RECORDED HITS	4/8/2023 vs. Toledo (13-8 win, 13 R on 12 H)

TURNED 6 DOUBLE PLAYS IN ONE GAME	8/25/08 vs. New Orleans
TURNED 5 DOUBLE PLAYS IN ONE GAME	4/1/2023 vs. Indianapolis
TURNED 4 DOUBLE PLAYS IN ONE GAME	8/24/2022 vs. Scranton/Wilkes-Barre
TURNED 3+ DOUBLE PLAYS IN ONE GAME	4/1/2023 vs. Indianapolis (3)
TURNED A TRIPLE PLAY	6/3/1992 @ Denver, 1st Inning (3-2 win)

HIT INTO A TRIPLE PLAY	5-4-3 (Fielders: Sean Berry to Stu Cole to Jeff Conine Batter: Jim Tatum)
	4/17/2015 vs. New Orleans, Cheslor Cuthbert, 1st Inning (5-3 loss)

COMMITTED 6 ERRORS	5/10/2012 @ Sacramento
COMMITTED 5 ERRORS	4/16/2006 @ Memphis
COMMITTED 4 ERRORS	6/29/2022 @ St. Paul
COMMITTED 3+ ERRORS	4/23/2023 vs. Gwinnett (3)

EVERY STORM CHASER IN THE STARTING LINEUP HAD A HIT	4/23/2023 vs. Gwinnett
EVERY STORM CHASER IN THE STARTING LINEUP SCORED A RUN	4/1/2023 vs. Indianapolis
EVERY STORM CHASER IN THE STARTING LINEUP HAD A HIT AND SCORED A RUN	
LINEUP BATTED AROUND TWICE IN ONE GAME	

WON ON THE LAST AT-BAT OF THE GAME (WALK-OFF WIN)	9/22/2022 vs. Iowa (5-4 Win, 13 innings)
LOST ON THE LAST AT-BAT OF THE GAME (WALK-OFF LOSS)	8/17/2022 @ Louisville (4-3 Loss, 9 innings)
PLAYED BACK-TO-BACK EXTRA-INNING GAMES	

WON BOTH GAMES OF A DOUBLEHEADER	8/22/2022 vs. Scranton/Wilkes-Barre (9-4 Win & 12-10 Win)
PITCHED SHUTOUTS IN BOTH GAMES OF A DOUBLEHEADER	
LOST BOTH GAMES OF A DOUBLEHEADER	

THE LAST TIME AN OMAHA HITTER...

HAD 6 HITS IN ONE GAME	Matt Diaz, 7/27/2005 @ Portland
HAD 5 HITS IN ONE GAME	Dairon Blanco, 9/15/2022 @ Columbus
HAD 4 HITS IN ONE GAME	Freddy Fermin, 4/11/2023 @ Iowa
HAD 3 HITS IN ONE GAME	Nick Loftin, 4/14/2023 @ Iowa

HIT 3 HOME RUNS IN ONE GAME	Ryan McBurney, 6/13/2021 @ St. Paul
HIT 2 HOME RUNS IN ONE GAME	Freddy Fermin, 4/8/2023 vs. Toledo
HIT 2 TRIPLES IN ONE GAME	Angel Franco, 5/6/2016 @ Iowa
HIT 4 DOUBLES IN ONE GAME	Jordan Parraz, 5/18/2010 @ Las Vegas
HIT 3 DOUBLES IN ONE GAME	Dairon Blanco, 9/15/2022 @ Columbus
HIT 2 DOUBLES IN ONE GAME	Logan Porter, 4/18/2023 vs. Gwinnett
HIT 2 SACRIFICE FLIES IN ONE GAME	Nick Pratto, 4/20/2023 vs. Gwinnett

HIT A GRAND SLAM	Brent Rooker, 9/26/2022 @ St. Paul
HIT AN INSIDE-THE PARK HOME RUN	Bobby Witt Jr., 9/8/2021 @ St. Paul
LED OFF A HOME GAME WITH A HOME RUN	Drew Waters, 8/3/2022 vs. St. Paul
LED OFF A ROAD GAME WITH A HOME RUN	Eliel Hernández, 5/22/2019 vs. Iowa
HIT A PINCH-HIT HOME RUN	Nate Eaton, 5/31/2022 vs. Indianapolis
HIT A WALK-OFF HOME RUN	Jimmy Goveas, 5/7/2022 VS. Columbus
HIT A WALK-OFF GRAND SLAM	Chad Santos, 8/23/2005 vs. New Orleans
HIT A WALK-OFF PINCH-HIT HOME RUN	Jimmy Paredes, 5/12/2014 vs. New Orleans
HIT FOR THE CYCLE	

HAD 11 RBI IN ONE GAME	Mike Moustakas, 8/30/2010 vs. Round Rock
HAD 9 RBI IN ONE GAME	Brett Eibner, 4/9/2014 vs. Memphis
HAD 8 RBI IN ONE GAME	Jimmy Paredes, 5/12/2014 vs. New Orleans
HAD 7 RBI IN ONE GAME	Brett Hayes, 4/14/2013 vs. Nashville
HAD 6 RBI IN ONE GAME	Freddy Fermin, 4/8/2023 vs. Toledo
HAD 5 RBI IN ONE GAME	Jackson Reetz, 4/1/2023 @ Indianapolis
HAD 4 RBI IN ONE GAME	Brent Rooker, 9/26/2022 @ St. Paul

SCORED 5 RUNS IN ONE GAME	Brett Eibner, 5/12/2014 vs. New Orleans
SCORED 4 RUNS IN ONE GAME	Maikel Garcia, 9/15/2022 @ Columbus
SCORED 3 RUNS IN ONE GAME	Tyler Gentry, 4/12/2023 @ Iowa

WALKED 4 TIMES IN ONE GAME	MJ Melendez, 8/22/2022 vs. Columbus
WALKED 3 TIMES IN ONE GAME	Tyler Gentry, 4/20/2023 vs. Gwinnett

STOLE 4 BASES IN ONE GAME	Jarrod Dyson, 6/10/2013 @ Nashville
STOLE 3 BASES IN ONE GAME	Dairon Blanco, 4/23/2023 vs. Gwinnett
STOLE 2 BASES IN ONE GAME	Tucker Bradley, 4/23/2023 vs. Gwinnett

STRUCK OUT 5 TIMES IN ONE GAME	Drew Waters, 8/10/2022 @ Toledo
STRUCK OUT 4 TIMES IN ONE GAME	Brewer Hicklen, 9/16/2022 @ Columbus
STRUCK OUT 3 TIMES IN ONE GAME	Jackson Reetz, 4/23/2023 vs. Gwinnett

REACHED BASE 6 TIMES IN ONE GAME	Nicky Lopez, 7/27/2018 @ Fresno
REACHED BASE 5 TIMES IN ONE GAME	Dairon Blanco, 9/15/2022 @ Columbus
REACHED BASE 4 TIMES IN ONE GAME	Dairon Blanco, 4/14/2023 @ Iowa

REACHED BASE IN EVERY TRIP TO THE PLATE (6 PA)	Brett Eibner, 4/9/2014 vs. Memphis
REACHED BASE IN EVERY TRIP TO THE PLATE (5 PA)	Drew Waters, 7/27/2022 @ Syracuse
REACHED BASE IN EVERY TRIP TO THE PLATE (4 PA)	Freddy Fermin, 4/11/2023 @ Iowa

HAD 2 HOME RUNS IN THE SAME INNING	Brett Eibner: 5th Inning, 5/12/2015 vs. Memphis
HAD 2 DOUBLES IN THE SAME INNING	Clay Dungan: 6th Inning, 6/26/2022 vs. Columbus
HAD 2 HITS IN THE SAME INNING	Samad Taylor and Maikel Garcia: 8th Inning, 4/2/2023 @ Indianapolis
REACHED 2 TIMES IN THE SAME INNING	Samad Taylor and Maikel Garcia: 8th Inning, 4/2/2023 @ Indianapolis
SCORED 2 RUNS IN THE SAME INNING	Brewer Hicklen: 6th Inning, 8/26/2022 vs. Scranton/WB

HIT HOME RUNS IN 6 STRAIGHT GAMES	Steve Sisco, June 13 to June 21, 1998
HIT HOME RUNS IN 5 STRAIGHT GAMES	Cory Aldridge, July 27 to August 8, 2009
HIT HOME RUNS IN 4 STRAIGHT GAMES	Nick Pratto, August 19 to August 22, 2021
HIT HOME RUNS IN 3 STRAIGHT GAMES	Brent Rooker, September 23 to September 26, 2022
HIT HOME RUNS IN BACK-TO-BACK GAMES	Nick Loftin, April 12 and 13 @ Iowa, 2023
HIT HOME RUNS IN BOTH GAMES OF A DOUBLEHEADER	Nick Pratto, 4/7/2022 @ Indianapolis
HIT HOME RUNS FROM BOTH SIDES OF THE PLATE, GAME	Tim Lincecum Jr., 8/20/2009 @ Tacoma
HIT HOME RUN IN FIRST OMAHA AT-BAT	Jackson Reetz, 8/28/2022 vs. Scranton/WB [G1]

HAD 2+ HITS IN 7 STRAIGHT GAMES	Johnny Givortella, August 3 to August 14, 2014
HAD 2+ HITS IN 6 STRAIGHT GAMES	Dairon Blanco, September 10 to September 17, 2022
HAD 2+ HITS IN 5 STRAIGHT GAMES	MJ Melendez, September 25 to October 2, 2021

HAD A 20+ GAME HITTING STREAK	Frank Schwindel, 20 Games: July 22 to August 13, 2018
HAD A 18+ GAME HITTING STREAK	Frank Schwindel, 20 Games: July 22 to August 13, 2018
HAD A 16+ GAME HITTING STREAK	Frank Schwindel, 20 Games: July 22 to August 13, 2018
HAD A 14+ GAME HITTING STREAK	Dairon Blanco, 15 Games: May 15 to July 10, 2022
HAD A 12+ GAME HITTING STREAK	Dairon Blanco, 15 Games: May 15 to July 10, 2022

HAD A 40+ GAME REACHED BASE STREAK	Shane Costa, 46 Games: April 14 to August 8, 2007
HAD A 35+ GAME REACHED BASE STREAK	Alex Gordon, 39 Games: May 9 to June 19, 2010
HAD A 30+ GAME REACHED BASE STREAK	Freddy Fermin, 33 Games: August 3 to September 15, 2022
HAD A 25+ GAME REACHED BASE STREAK	Freddy Fermin, 33 Games: August 3 to September 15, 2022
HAD A 20+ GAME REACHED BASE STREAK	Freddy Fermin, 33 Games: August 3 to September 15, 2022

THE LAST TIME AN OMAHA PITCHER...

THREW A 1-HITTER (9 INNINGS)	Luis Mendoza, 7/18/2011 @ Memphis
THREW A 1-HITTER (7 INNINGS)	
THREW A 2-HITTER (9 INNINGS)	Jeff Suppan, 6/21/2011 @ Nashville
THREW A 2-HITTER (7 INNINGS)	Arnaldo Hernandez, 7/21/2018 vs. Round Rock [G1]

THREW A 9-INNING COMPLETE GAME SHUTOUT	Luis Mendoza, 7/18/2011 @ Memphis
THREW A 7-INNING COMPLETE GAME SHUTOUT	Jake Kalish, 7/2/2018 vs. Nashville [G1]
THREW A 5-INNING COMPLETE GAME SHUTOUT	Anthony Lerew, 8/31/2010 vs. Round Rock

THREW A 9-INNING COMPLETE GAME	Arnaldo Hernandez, 8/15/2018 vs. Oklahoma City
THREW AN 8-INNING COMPLETE GAME	John Lannan, 6/16/2016 @ Oklahoma City
THREW A 7-INNING COMPLETE GAME	Austin Cox, 8/28/2022 vs. Scranton/WB [G1]
THREW A 6-INNING COMPLETE GAME	Matt Wright, 8/8/2008 @ Nashville [G2]
THREW A 5-INNING COMPLETE GAME	Trevor Oaks, 8/6/2018 vs. Salt Lake

STRUCK OUT 12 IN A GAME	Jakob Junis, 5/26/2017 @ Nashville
STRUCK OUT 11 IN A GAME	John Lamb, 7/9/2014 vs. Iowa
STRUCK OUT 10 IN A GAME	Jackson Kowar, 7/3/2021 @ St. Paul

WALKED 7 IN A GAME	Josh Staumont, 5/24/2017 @ Nashville
WALKED 6 IN A GAME	Drew Parrish, 6/22/2022 vs. Columbus
WALKED 5 IN A GAME	Drew Parrish, 9/16/2022 @ Columbus

ALLOWED 6 HOME RUNS IN A GAME	Matt Wright, 8/18/2007 vs. Albuquerque
ALLOWED 5 HOME RUNS IN A GAME	Christian Binford, 7/2/2017 vs. Colorado Springs
ALLOWED 4 HOME RUNS IN A GAME	Jake Kalish, 9/24/2021 vs. Indianapolis
ALLOWED 3 HOME RUNS IN A GAME	Daniel Mengden, 9/20/2022 vs. Iowa
ALLOWED 2 HOME RUNS IN A GAME	Jonathan Heasley, 4/13/2023 @ Iowa

THREW 120+ PITCHES IN A GAME	Brett Tomko, 5/8/2014 @ Round Rock (127)
THREW 115+ PITCHES IN A GAME	Luke Farrell, 6/8/2017 vs. Nashville (116)
THREW 110+ PITCHES IN A GAME	Christian Binford, 9/3/2017 vs. Iowa (110)
THREW 100+ PITCHES IN A GAME	Austin Cox, 9/22/2022 vs. Iowa (100)
THREW 95+ PITCHES IN A GAME	Jonathan Heasley, 4/19/2023 vs. Gwinnett (95)
THREW 90+ PITCHES IN A GAME	Mike Mayers, 4/23/2023 vs. Gwinnett (90)

WON HIS OMAHA DEBUT	Alec Marsh, 9/23/2022 vs. Iowa
THREW AN IMMACULATE INNING	Anthony Swarzak, 6/3/2021 vs. Iowa