

20
26

ALTOONA CURVE MEDIA GUIDE

ALTOONACURVE.COM 877-99-CURVE

Baseball's No. 1 Prospect Entering 2026
MLB Pipeline, Baseball America

KONNOR GRIFFIN

Minor League Gold Glove
Award Winner 2025, SS



Became the youngest player
in franchise history (19 years,
3 months, 26 days), batted .337 in
21 regular season games, batted
.600 in three postseason games.



CURVE GEAR

TEAM STORE AND AUTHENTIC APPAREL



THE STOCKYARD TEAM STORE IS OPEN 24/7/365 AT
ALTOONACURVE.COM

TABLE OF CONTENTS



ORGANIZATION 2-20

- Team History 2-13
- Timeline 13-14
- Ownership - Diamond Baseball Holdings.....15
- Front Office 16-17
- Uniforms 18-19
- Curve Logo History.....20

2026 ALTOONA CURVE 21-69

- Manager Andy Fox22
- Coaches 23-24
- Players 25-69

HISTORY/RECORDS 70-137

- Year-By-Year Results71
- Yearly Leaders 72-73
- Single-Season Records..... 74-76
- Single-Game Records 77-78
- Career Records78
- Top Single-Season/Career Highs..... 79-80
- Walk-off Victories at PNG Field 81-82
- Extra-Inning Games.....83
- Top Single-Game Performances84
- Home Run History 85-86
- Curve Players in the Major Leagues..... 87-90
- All-Time Roster (Alphabetical)..... 91-94
- All-Time Roster (Numerical) 95-100
- Adam Hyzdu 101
- Postseason History 102-107
- Opening Day Stats & Information..... 108-109
- Home Openers & July 4..... 110
- Team Awards..... 111
- Year-By-Year Complete Stats..... 112-137

EASTERN LEAGUE 138-153

- League Info/Map/Mileage Chart 139
- 2025 Eastern League Recap..... 140
- Eastern League & MiLB Awards 141
- Curve All-Stars 142
- 2026 Curve Opponents..... 143-153

PIRATES ORGANIZATION 154-159

- Pirates Directory..... 155
- Pirates MiLB Affiliates..... 156
- Prospect Rankings 157
- 2024 Pirates Organization Leaders..... 158
- 2024 Pirates Draft Class..... 159

GENERAL INFORMATION 160-170

- Curve Attendance 161-162
- Peoples Natural Gas Field..... 163
- Curve Ticket Information..... 164
- PNG Field Dimensions & Workout Schedule 164
- Directions..... 165
- Media Policies and Information 166
- 2026 Broadcast Information..... 167-168
- 2026 Schedule 169
- 2026 TV Schedule 170

MISC. INFO BOXES (ALPHABETICAL)

15-Home Run Seasons..... 31	Eastern League Champions List... 141	National Television 168
100-Strikeout Seasons..... 49	EL Championships (since 1999) 103	No. 1 Pirates Prospects 157
Affiliation Station 79	EL Postseason Appearances 106	Pirates' Longest Affiliations 140
All-Star Selections by Year 142	First-Round Draft Picks 80	Pirates' MiLB Players of the Year .. 158
Bi-Cycle 39	Futures Game Participants 158	Pirates' MLB Rehab Assignments 89
Big Country's Big Month..... 20	Going, Going, Gone 85	Pirates' Retired Numbers..... 95
Curve .300 Hitters 77	It Keeps Going & Going 83	Pittsburgh MiLB Championships 37
Curve 10-Game Winners 73	Longest Curve Hit Streaks 18	Tallest Curve Players 26
Curve Around the Globe 69	MLB All-Star Alumni 162	The Legend of Hyzdu..... 101
Curve Playoffs vs. EL 105	MLB Before Altoona 90	Triple Play Baseball 32
Curve Record on Holidays..... 110	MLB Debuts by Team/Season..... 87	What's in a Name?..... 16
Crazy 8s 83	Most Single-Season Saves..... 51	Youngest Curve Players 52

The 2026 Altoona Curve Media & Information Guide is a publication of the Altoona Curve Communications Department. All information is current as of March 24, 2026. This publication was researched and written by Jon Mozes and Preston Shoemaker of the Altoona Curve Communications Department. Layout, design and editing by Jon Mozes, Preston Shoemaker, Garrett Mansfield, Trey Wilson and Mike Passanisi. Previous research by Rob Egan, Jason Dambach, Dan Zangrilli, Mike Passanisi, Josh Ellis, Tyler Maun, Nathan Bowen, Mike Baggerman, Fletcher Keel, Max Gun, Michael Marcantonini and Preston Shoemaker.

Photos used in this publication provided by the Altoona Mirror, Gary Baranec, Pittsburgh Pirates' Team photographer Harrison Barden, Altoona Curve team photographers: Jason Sipes, Teri Enciso, Scott Myers, Sydney Kaschalk, Rob Lynn, Jeremy Boland/Moments Photography, Mark Olson, Sean McCool, Garrett Mansfield, Trey Wilson, Bradenton Marauders, Greensboro Grasshoppers, West Virginia Black Bears and Bristol Pirates. Additional photos provided by Joshua Tjiong, Carl Kline, Brian Westerholt, Mark LoMoglio, Buck Davidson, Dano Keeney, Jak Kerley, Brian McLeod, Tom Hagerty, Scott Patterson, Tracy Proffitt, Rick Nelson, Kevin Pataky, Andy Grosh, Jesse Piecuch, Kenn Inness and Chris Baird of Minor League Baseball/MiLB.com. Statistical information provided in part by Major League Baseball Advanced Media (MLBAM), 75 Ninth Avenue, 5th Floor, New York, NY 10011.

Printed by theprinters.com, 3500 East College Avenue, Suite 1000, State College, PA, 16801. Phone: 814-237-7600. Find more information at theprinters.com.

Special thanks to Michael Chernow and the Pirates Baseball Operations Department for their assistance.

Further information on the 2026 Altoona Curve is available through the Curve Communications Department by calling 814-283-3180 or by visiting altoonacurve.com.

© 2026 DBH Altoona, LLC



1979-1995

The dream of one native son that began decades ago has not only become a reality, but is about to enter its 26th season in 2025. The story of the Altoona Curve begins in 1979. Area native Bob Lozinak, a successful McDonald's franchisee, knew his hometown was a baseball haven and always dreamed of what it would be like to have a professional sports team in his hometown. He had a chance to make a dream of many come to fruition, so as the 1970s were about to come to a close, a series of meetings and preliminary discussions took place to put the plan into motion. However, there was enough opposition that thwarted the idea as an initial fear from natives was that a professional team would hurt the successful youth teams in the region. Professional baseball, for the time being, was put on the back burner.

In the meantime, that same year, Bob and his family went across the country and bought what became one of the most successful franchises in the entire country - the Albuquerque Dukes (AAA - Dodgers)

Fast-forward 16 years.

Like many other decisions in baseball, the latest round of major league expansion had a domino effect on the minor leagues. In 1995, Arizona and Tampa Bay were awarded major league franchises to play their inaugural season in 1998. To keep pace, baseball's rookie level added two teams in 1996. The following year, Class 'A' and Class 'AAA' each increased by two teams.

That left only Class 'AA' in need of expansion to match the number of teams in the big leagues. In 1997, the National Association of Professional Baseball Leagues decided the Eastern League would receive the two new franchises to start play in 1999. Erie was an easy first choice of the NAPBL's expansion committee. After all, the SeaWolves had established short-season attendance records in the new Jerry Uht Park as part of the New York-Penn League from 1995-98. The awarding of the second franchise wasn't easy. For months, it seemed Springfield, Mass. would land the team. However, an inability to finalize land and stadium finance deals left the NAPBL looking for another option. Enter Altoona. City native Bob Lozinak and a group of Pennsylvania lawmakers put together an 11th-hour stadium financing package and site plan. The proposal was presented to the expansion committee at an October 5, 1997 meeting in Las Vegas. It received unanimous approval and Double-A baseball was on its way to Altoona.

1996-1998

Ballpark groundbreaking ceremonies took place on March 7, 1998 and the franchise was officially awarded the following month. In June of that year, the team selected "Curve" as its nickname. The combination railroad/baseball moniker beat out several choices like "Lake Monsters," "Ridge Runners" and, believe it or not, "Fish"!

The next step for the Curve was affiliating with a major league team. Erie seemed to have an inside track on becoming the Pirates' new Double-A club, as the SeaWolves had served as Pittsburgh's short-season club from 1995-98. However, after a series of meetings with potential major league parent clubs, the Curve landed the coveted affiliation with the Pirates. The September 1998 announcement took the franchise to another level as the U.S. Route 22 pairing seemed an ideal fit. Central Pennsylvania fans, with their strong Pirates' roots, could now cheer for the Bucs' top prospects on their way to Pittsburgh.

The long-awaited first game in Curve history took place on April 9, 1999 in Reading, Pa. The game against the Phillies' affiliate was suspended by rain and completed the next day as part of a doubleheader. For the record, the Curve lost their first contest, 6-2, but recorded their first win hours later with a 6-4 decision in game two.

Finally, the Curve christened Blair County Ballpark on April 15 with a triumph over the Bowie Baysox. A crowd of 6,171 attended the history-making contest despite cold, rainy weather and nearly a one-hour delay. The 1999 Curve went 67-73 on the field and finished last in the Eastern League's Southern Division. Pitcher Bronson Arroyo won 15 games, tied for the most in the league and still the most in a single season for a Curve pitcher. Outfielder Adam Hyzdu cemented himself as the Curve's first star, hitting .316 with 24 home runs. Third baseman Kevin Haverbusch was the Curve's lone representative at the Double-A All-Star Game in Mobile, Ala.

On July 5, 1999, catcher Yamid Haad became the first Curve alum to reach the Majors, debuting with the Pittsburgh Pirates.

323,932 fans flocked to Blair County Ballpark during the inaugural season.

1999



The future site of Blair County Ballpark with nearby Lakemont Park in the distance



Groundbreaking ceremonies on March 7, 1998



Curve owner Bob Lozinak sports his Pirates jacket at the press conference announcing what has become one of the longest and most successful affiliations between a minor league franchise and a parent club (Sept. 15, 1998)




Curve players and coaches are introduced before the franchise's first game at Reading on April 9, 1999

ALTOONA CURVE HISTORY

Curve

ORGANIZATION



The Curve defeated the Bowie Baysox, 6-1, in the first game played at Blair County Ballpark on April 15, 1999



Blair County Ballpark ribbon cutting, April 15, 1999



Vice President Dick Cheney addresses the crowd on his visit to BCB on July 4, 2004



The Curve hosted the 2006 Eastern League All-Star Game at BCB in front of a then-stadium record 9,308 fans

In the fall of 2006, the franchise won two prestigious awards, most notably the John H. Johnson President's Trophy, which is given annually to Minor League Baseball's top club on the basis of long-time franchise stability, contributions to and promotion of the baseball industry and the financial success of the team. Also, the Curve were honored by Baseball America as the 2006 winner of the Double-A Bob Freitas Award.

On the field, the 2006 Curve posted a 75-64 record under first-year manager Tim Leeper and reached the Eastern League postseason

In 2000, the Curve posted a 74-68 record, their first winning season, and saw 333,968 fans at Blair County Ballpark. Adam Hyzdu returned for a second season with the Curve, hitting 31 homers and driving in 106 runs, both still good for single-season franchise records. Following the final game of the season on September 4, 2000, the Curve retired Hyzdu's number 16. Hyzdu is still tied for the most homers in a Curve career with 55, and he is the only player in team history to play 142 games in a season.

In 2001, Dale Sveum became the second manager in the team's history. Attendance continued to climb, with 348,316 fans attending games at Blair County Ballpark. The team finished the year 63-79.

After three remarkable seasons, the Lozinak family sold the franchise to a group headed by Pittsburgh attorney Chuck Greenberg on April 2, 2002. Among the limited partners in Greenberg's collective: Pittsburgh Penguins' owner, star center and NHL Hall of Famer Mario Lemieux; Pittsburgh Steelers' all-pro running back Jerome Bettis; Altoona-based businessmen Steve Sheetz and Don Devorris. Todd Parnell was tabbed as the team's new General Manager.

On August 5, 2002 the Curve announced a new four-year affiliation agreement with Pittsburgh, securing one of baseball's strongest affiliations through 2006. Despite the ownership change, the Curve franchise enjoyed its most successful season to that point, drawing 363,871 fans to Blair County Ballpark.

Between the 2002 and 2003 seasons, Blair County Ballpark underwent its first major capital expansion project, as a new third-base Picnic Area, left-field Party Deck and outfield reserved seating section were constructed. The additions of the new areas brought the seating capacity of the ballpark to just over 7,200 and created enough room to hold nearly 10,000 fans on any night.

During the 2003 season, the Curve, led by third-year manager Dale Sveum, took the franchise to new heights on the field, posting a 78-63 regular season record and securing the club's first-ever Eastern League postseason berth. The Curve lost to the eventual E.L. Champion Akron Aeros three-games-to-one in the first round of the playoffs. The playoff run helped fuel yet another franchise attendance record as 365,376 fans came through the gates at BCB.

In 2004, the Curve, managed by Tony Beasley, finished with a league-best 85-56 record and not only returned to the playoffs, but took the next step and advanced to the Eastern League Championship Series for the first time in club history before losing to the New Hampshire Fisher Cats.

The '04 season also turned out to be a banner year at the gates as the Curve added a fifth consecutive franchise attendance record after drawing 394,062 fans to Blair County Ballpark. Among those fans who attended Curve home games in 2004 was Vice President Dick Cheney, who attended the club's Fourth of July game against Harrisburg. Following the season, Curve General Manager Todd Parnell was honored as the Eastern League Executive of the Year, while the franchise was presented the prestigious Larry MacPhail Trophy symbolizing the top promotional effort, both on and off the field, in all of baseball.

The 2005 edition of the Curve reached postseason play in dramatic fashion, sweeping a four-game road series from Bowie during the final weekend of the season to reach the playoffs for a third consecutive season. Despite losing in the first round of the playoffs, the Curve won big earlier in the season when the franchise was named the host of the 2006 E.L. All-Star Game.

Altoona would have a banner year in 2006. The highlight of the season, and arguably the top moment in the first eight seasons of Curve baseball, came on July 12th when Altoona played host to the 2006 Eastern League All-Star Game. A then Blair County Ballpark-record crowd of 9,308 were on hand to witness Curve All-Star Brett Roneberg take home MVP honors in a 5-3 win for the Southern Division All-Stars.

2007 for the fourth straight season, ultimately losing in a back-and-forth Divisional Series to the Akron Aeros.

The 2007 season proved to be a year in which the Curve continued their winning ways, as the club marched on to its sixth consecutive winning season. That season, plenty of the Pirates' top prospects passed through Blair County Ballpark. In addition to third-baseman Neil Walker and outfielder Andrew McCutchen, first basemen Steve Pearce enjoyed one of the finest seasons in club history en route to being named the 2007 Topps Minor League Player of the Year.

In 2008, the Curve celebrated their storybook 10th anniversary season by welcoming back plenty of former stars, including Adam Hyzdu and Josh Bonifay, among many others. The Curve also unveiled their 10th Anniversary All-Time team.

On June 17, Jimmy Carter, the 39th President of the United States, and his wife, Rosalynn, attended the Curve versus Reading game while on a fishing trip in nearby Huntingdon. Carter sported a black Curve jersey and watched the game with friends and family members in luxury suite 410.

As for the team, though, the Curve underachieved as they suffered their first losing season since 2001, finishing with a mark of 65-77 and a fifth place finish in the Eastern League's Southern Division.

However, 2008 will be remembered not for what happened during the season, but rather what happened following the season. On Dec. 1, 2008, President and Managing Partner, Chuck Greenberg announced that his group was selling the Curve back to original owner and visionary, Bob Lozinak. Greenberg announced that he was forming a sports consultation service and that many members of the Curve upper management would join his endeavor, including General Manager Todd Parnell.

Shortly after the announcement of the sale, it was made public that David Lozinak would be appointed as the team's Chief Operating Officer, overseeing the day-to-day functions of the ball club.

The final block to the organization's new foundation was laid on December 5, 2008 when the Lozinak Family announced that they would bring back an old friend to steer the Curve into the future – Rob Egan. Egan was the original play-by-play broadcaster for the team from 1999-2004. He left baseball for four years, but returned to the minors to become just the fourth General Manager in the club's 11-year history.

On December 30, 2008, Minor League Baseball approved the sale of the Curve from Greenberg's group back to Lozinak and the second chapter of the Lozinak era officially began.

The 2009 season saw the Altoona Curve stumble under first-year manager Matt Walbeck as the team got off to a franchise worst 0-8 start and was never able to recover, finishing the year 62-80. However, the team did see one of the most prospect-laden lineups ever assembled in team history. As Pirates General Manager Neal Huntington traded away many valuable players at the major league level, an influx of talent came back in return. However, no one expected the fanfare that Pirates' 2008 top draft pick and top-rated prospect Pedro Alvarez would get when it was learned the New York native was being promoted from Lynchburg (A) on June 23. A throng of media attention ensued, and Alvarez lived up to all his hype.

The third baseman hit .333 with 13 home runs and 40 RBI in just 60 games with the Curve. He was named the 2009 Curve M.V.P. not only for those staggering numbers, but primarily for the impact he had in the team's overall success. In games in which Alvarez played, the Curve were 34-26 (.567) while going just 26-51 (.338) in games when Alvarez did not play.

An outstanding partnership with the Pittsburgh Pirates became even stronger during the 2009 season when, on May 23, the Curve and Pirates signed a four-year extension to their Player Development Agreement, which extended through the 2014 season.

With a solid affiliation under their belt, the Curve embarked on what was their most magical season on the field in Altoona in 2010. From the outset, the 2010 Curve had the swagger and winning attitude that would carry the club to its second division title and its first-ever Eastern League Championship.

The cast of the 2010 club pretty much came as a cohesive unit from High-A Lynchburg, where they won the Mills Cup (Carolina League championship) in 2009. On Opening Day 2010, Altoona was greeted by a prospect-laden roster that included four of the Pirates Top-10 prospects according to Baseball America and eight of the Top-30 overall prospects. It was also a roster that had veteran talent, and it proved to be the perfect mix to get Altoona off to a nearly perfect start as the club started the season 7-1, a drastic turnaround after starting 2009, 0-8.

Included in those first eight games was one day where everything seemed to fall into place for a memorable afternoon at BCB. After the first three games of the season were played under dreary cold conditions, mother nature opened the skies for a perfect



Future National League Most Valuable Player Andrew McCutchen played for the Curve in 2006 and 2007



Former President Jimmy Carter attended a Curve game at BCB on June 17, 2008



Bob Lozinak (right) purchased the Curve back from Chuck Greenberg's group in December 2008



Top prospect Pedro Alvarez was named the Curve's Most Valuable Player in 2009

2008

2009

2010



Stephen Strasburg brought the sports world's eyes to Altoona on April 11, 2010 when he made his professional debut

67-degree day on April 11th when the national spotlight turned to Altoona for the first professional start of Harrisburg Senators phenom Stephen Strasburg. More than 70 media members from around the country and upwards of 7,800 people came to watch the professional debut of the heralded Strasburg on the picture-perfect day in Curve, Pa. The game was also carried live on ESPN360.com and had parts of it aired on ESPNNews.

It was the first of two national exposure days for Blair County Ballpark and the city of Altoona during 2010 as Andy Pettitte later started against Altoona in the first game of the Eastern League Championship series. Pettitte's start brought MLB Network and some of the New York spotlight to BCB as Pettitte's Thunder met the Curve for the first time in a playoff series.

All told, Altoona finished the regular season 82-60 to win its second division title and first since 2004. The 82 wins were second most in franchise history behind the 2004 club's 85 victories under manager Tony Beasley. After dispatching of Harrisburg three games to one in the divisional round, the Curve forged on to the ELCS to meet Trenton.

Pettitte's Thunder did take Game One but Altoona once again sprung back to take the final three games of the series. Curve closer Daniel Moskos was able to get the final out via the strikeout at Waterfront Park in Trenton on September 18th to bring the first-ever E.L. Championship to Altoona.

A few short months after the first-ever E.L. title was won, the Curve as a franchise took another step forward by unveiling the team's new logo set, which paid homage to the railroad engineers that helped put Altoona on the map.

Armed with a fresh new look for 2011, the Curve were also given a makeover in the coaching staff assignments as P.J. Forbes became the sixth manager in Altoona Curve history. Forbes, who had piloted the Reading Phillies of the Eastern League for three seasons from 2006-08, was coming off of back-to-back playoff appearances with High-A Lynchburg and High-A Bradenton in 2009 and 2010 (he led the '09 Hillcats to a Mills Cup title) before joining Altoona.

The 2011 Curve didn't get off to as fast of a start as the 2010 championship-winning club but did come out and compete on a nightly basis. A strange streak occurred during the season's first month as Altoona went on an unprecedented streak of 19-straight games of alternating wins and losses. The streak ran from April 10th through May 1st and was snapped on May 2nd, when Altoona won its second-straight game.

Despite the streak and an eventual 64-77 finish to the season, many positive things happened on the field in 2011 and they began with center fielder Starling Marte. Marte, a native of Santo Domingo, D.R., was on the Curve roster from the get-go in 2011 and never ceased to impress. The 22-year-old proceeded to tear through the Eastern League en route to an Eastern League batting title and Eastern League Rookie of the Year honors. It was the first time in franchise history that a member of the Curve had won the Rookie of the Year award and it was also the first time that an active Curve player won the batting title (Jeff Keppinger won it in 2004 but spent the final months of the season as a Binghamton Met).

The speedy outfielder also set a few Curve single-season records along the way in 2011, posting franchise bests in outfield assists (18) and hits (178). In addition to his other accolades, Marte was both a mid-season and post-season E.L. All-Star, an XM Futures Game Selection, Eastern League August Player of the Month and a Topps Double-A All-Star.



The Curve defeated the Trenton Thunder, three-games-to-one, to win their first-ever Eastern League championship in 2010



Starling Marte became the first Curve player to win the Eastern League Rookie of the Year Award in 2011

Season 13 in Curve, Pa. also saw nine different former Curve players make their Major League debuts. Many of the nine played for the 2010 Eastern League Championship club (Mike Crotta, Daniel Moskos, Josh Harrison, Tony Watson, Chase d'Arnaud, Jared Hughes and Jeff Locke) while some were first-year Curve players that cracked the Pirates' 25-man roster (Eric Fryer and Aaron Thompson).

Off the field, the Curve received much national notoriety for the first-ever, on-field reversible cap, which was introduced in 2011. The cap featured the new Curve engineer on the regular side and a "Rally Cap" on the inside fashioned after rally mascot Al Tuna. The Curve's Summer Cruise Night Series, which combined a cruise giveaway with the stupendous films of Tom Cruise, was also a finalist for a Golden Bobblehead for one of the best promotions in Minor League Baseball. Average attendance at Blair County Ballpark also rose for the first time since it climbed from 2005 to the 2006 seasons.

The offseason leading into the club's 14th year of existence was also no quiet one as the Curve forged a partnership with Peoples Natural Gas that renamed the ballpark Peoples Natural Gas Field. The partnership not only included a naming-rights deal but spurred economic development at the park and surrounding areas with the use of green energy.

Altoona's 2012 season began on April 5 with a very special announcement from Pirates President Frank Coonely, who announced to the Opening Night crowd that the Pittsburgh Pirates would be returning to Altoona for the first time since 2000 to play an exhibition game before the 2013 season. On the diamond, the Curve had an up-and-down season under P.J. Forbes, who directed the Curve for a second straight season. An end-of-the-season winning streak propelled the Curve above the .500 mark and the team finished 72-70, but missed out on the E.L. playoff picture.

The 2012 season may be remembered as the season where fans in Curve, Pa. had the opportunity to see two future aces in the making with top prospects Gerrit Cole and Jameson Taillon both making their way to Double-A during the season. Cole, the first-overall pick in the 2011 draft, reached Altoona on June 20 and made his debut at home while Taillon debuted almost exactly two months later on the road in Trenton. It was the first time that both the No. 1 and No. 2 prospects in the organization according to Baseball America were in Altoona at the same time since Andrew McCutchen and Neil Walker were in Curve uniforms for the 2007 season.

Other standouts on the field for the Curve included shortstop Brock Holt, who went on to make his Major League debut later in the season with the Pirates. Holt stayed in Altoona until the beginning of August before he received his first promotion to Triple-A. After putting on a hitting clinic with Altoona, Holt lampooned International League pitching to earn his call up to Pittsburgh. The Texas native hit well enough with Altoona before his promotion and had enough at-bats to still hang on to win the Eastern League batting title, marking the second-straight season a Curve batter won the crown.

Holt was part of 11 more former Curve players to make their debuts in the major leagues in 2012, bringing the overall number to 101 in 14 seasons. Another former Curve player who made a splash in the bigs in 2012 was Marte, who homered in his first at bat as a member of the Pirates in Houston on July 26.



Gerrit Cole was the top pick in the 2011 MLB Draft before joining the Curve in 2012

After being nominated for a Golden Bobblehead in 2011, the Curve franchise won a Golden Bobblehead in 2012 in the "Best Charity Promotion or Event" category for its efforts with Curve, Pa. Blue Out Saturdays, which aimed at raising awareness and funds for Prevent Child Abuse, Pennsylvania. The club, which partnered with six other teams across the state of Pennsylvania, wore Blue jerseys in support of the cause for each Saturday home game and also helped raise funds through the sale of special Blue-Out T-shirts and wristbands as well as text-to-donate programs. All told, the Curve's efforts, plus those of the other six participating teams, raised over \$11,000 from the season-long efforts.

Fast forward to March of 2013 and the second-ever exhibition game between the Curve and Pirates. Despite snow the Monday before the game, the temperatures warmed up and the Curve welcomed a franchise-record 10,116 fans to watch the Pirates and Curve play their first exhibition game since 2000. Just like in 2000, fans were treated to a Curve victory, this time by a score of 8-6. Former Curve OF Starling Marte had himself a day, hitting a grand slam while going 2-for-3.

A pair of big announcements also came with the Pirates-Curve Exhibition that day. The first announcement being that the Curve and Pirates had extended their Player Development Contract a season early and extended it through the 2018 season. The agreement between the Curve and Pirates secured the affiliation through 2018, the 20th year as parent and affiliate. It was then revealed a short time later that the Eastern League All-Star Game was returning to Blair County with the Curve poised to host the 2014 game at Peoples Natural Gas Field.

Altoona's regular-season had its ups and downs and the team finished with a record of 63-79 under first-year manager Carlos Garcia. Despite the record, fans were treated to some of the best prospects in the Pirates system throughout the season that included RHP Jameson Taillon, OF Gregory Polanco, RHP Nick Kingham and SS Aten Hanson. Taillon, who had a cup of tea with the Curve in 2012, spent a majority of 2013 with the club before a promotion to Triple-A in August while Polanco joined the team in June and also went to Indianapolis during the month of August. Kingham joined the club midway through the year and finished the campaign with the Curve. Hanson did the same but did not join the team until late July after beginning the year with Bradenton.

One couldn't talk about the 2013 Curve season without talking about the performance of outfielder Alex Dickerson, who was in his first season at the Double-A level. Dickerson, a native of Poway, Calif., had a slow start to the year before lighting the world on fire from June until the end of the season. He went on to hit .288 for the season with 36 doubles, three triples, 17 home runs and 68 RBI in 126 games en route to being named the Eastern League Rookie of the Year. He was the second Curve player to ever win the award and the second in the last three seasons after Starling Marte won it in 2011.

The 2013 campaign also saw the club's second ever no-hitter come to fruition when Ethan Hollingsworth, Jason Townsend, Jhonathan Ramos and Ryan Beckman combined on a nine-inning no-no on July 25, 2013 in Manchester, N.H. versus the Fisher Cats. It had been over 10 years since the Curve threw a no-hitter, which occurred in 2002 when Adrian Burnside, Neal McDade and Chris Spurling accomplished the feat.

In 2014, the Curve hosted the league's annual All-Star Game with the Eastern League All-Star Stop presented by UPMC Health Plan for the second time in franchise history. Over 6,000 fans packed into Peoples Natural Gas Field to watch the league's brightest stars for the game itself on July 16 while nearly 11,000 total across the two-days' worth of events filled PNG Field. During the first day of events, the Curve dedicated one seat in the lower seating bowl a POW/MIA Chair, never to be inhabited in memory of those soldiers that have not yet returned home.

Following up the dedication of the POW/MIA chair, the Curve hosted its version of a home run derby with the Ghostman Games &



In 2013, the Curve and Pirates played an exhibition game at Peoples Natural Gas Field in front of 10,116 fans, the largest crowd in the history of the ballpark

Hitting Challenge. In a competition of four players, the Curve's very own Willy Garcia won the event for the Western Division with a home run that sailed into the night sky out in left field.

On the field, the Curve struggled to a 61-81 record but the season saw Garcia set a new single-season franchise record with 19 outfield assists. Catcher Elias Diaz led the club offensively, hitting .328 with six home runs and 54 RBI through his 91 games, while right-hander Adrian Sampson aced the pitching staff, posting a 10-5 record with a 2.55 ERA in 24 starts. Both players represented the Curve in the All-Star Stop. The team also set a franchise-record for steals in a single season with 159, besting the 155-mark of the 2005 Curve.

Sampson, who was both a mid-season and post-season All-Star, also came within two outs of the franchise's first nine-inning no hitter by a single pitcher. The feat was thwarted, however, by Bowie's Mike Yastrzemski when he sliced a double down the left-field line. It was the only hit Sampson permitted on the evening and the game on July 18 still went down as the first one-hitter by a single pitcher in Curve franchise history. Even cooler, he did it with his mom in attendance for the game just a few days shy of her birthday.

At the end of the year, Curve General Manager Rob Egan was presented with the Eastern League Executive of the Year Award at the Winter Meetings in San Diego, the second-ever member of the Altoona front office to receive the award.

In 2015, the Curve played their first season under the direction of manager Tom Prince. A former Major League catcher, Prince guided the Curve to their first playoff appearance since 2010 with a 74-68 record with a roster including top prospects Josh Bell, Tyler Glasnow and Chad Kuhl. Although the team was eliminated by Bowie in the Division Series, the Curve had one of their most successful seasons in recent years. Twelve players were promoted to Triple-A for the first time in their careers, with two of them



The Curve hosted the 2014 Eastern League All-Star Stop at Peoples Natural Gas Field

reaching the Majors before the end of the year. The franchise also saw its highest attendance total in nine seasons. The season culminated with the Curve earning the Eastern League's nomination for the John H. Johnson President's Award, the top honor in Minor League Baseball.

Joey Cora took over as the Curve's manager in 2016, leading the team back to the postseason in what would be his only season with Altoona. The Curve were eliminated in the Western Division Series by the eventual-league-champion Akron RubberDucks. Outfielder Austin Meadows, who was named by Baseball America as the Eastern League's most exciting player, turned heads early in the season when he went on a franchise-record 24-game hitting streak prior to his promotion to Triple-A.

In 2016, 14 former Curve players made their MLB debuts, the most in a single season since the franchise was founded. Nine of those players debuted with the Pirates: Alen Hanson, Jameson Taillon, Jacob Stallings, Adam Frazier, Chad Kuhl, Steven Brault, Tyler Glasnow, Josh Bell and Max Moroff.



All-Star first baseman Josh Bell was part of the Curve's on-field resurgence in 2015 as the team reached the postseason for the first time since 2010

Following the season, the Pirates announced that Cora would be the new major league third base coach. 2015 Curve manager Tom Prince was also added to the big league coaching staff, taking over as Clint Hurdle's new bench coach. Changes also came to the Altoona front office. After eight seasons as general manager and 14 overall seasons with the Curve, Rob Egan left to take the same job with the Triple-A Charlotte Knights. The Curve announced former front office staff member Derek Martin as the new general manager in the fall of 2016.

During the 2017 preseason, new stadium updates and upgrades were made to Peoples Natural Gas Field, beginning with the demolition of the original box office and construction of a brand new one. The stadium also received new field lights, becoming one of the first two Eastern League parks to upgrade to LED lighting. New netting was also installed behind home plate to improve fans' views and provide more protection.

Indiana, Pa. native Michael Ryan was named as Curve manager prior to the season after leading the A-Adv. Bradenton Marauders to the Florida State League title in 2016. By season's end, he and his club replicated that feat League championship. The Curve won their second Western Division title on September 4, the last day of the regular season, with a walk-off home run by Mitchell Tolman in the bottom of the 12th inning against the Harrisburg Senators.

The Curve rode the momentum into the playoffs, and they began postseason play with one of the most dominating pitching performances in team history. Pirates' top pitching prospect Mitch Keller took the mound in Game 1 of the Western Division Series at Bowie on September 8 and threw a complete-game shutout on just 90 pitches, allowing only one hit.

With wins in the next two games against the Baysox, the Curve advanced to face the Trenton Thunder in the Eastern League Championship Series, a team that won 92 games during the regular season. Starting pitchers Brandon Waddell and J.T. Brubaker led the Curve to road wins in the first two games in the best-of-five series. The Curve returned home for Game 3 on September 14 with a chance to clinch with Keller on the mound.

The Thunder plated a pair of early runs to take a 2-0 lead, but the Curve rallied in the fifth inning. Jerrick Suiter got the Curve on the board with a bases-loaded walk and Jin-De Jhang followed with a two-out, bases-clearing triple to give the Curve a 4-2 lead. Keller settled in to strike out eight batters over 7.1 innings en route to winning the Eastern League Postseason Most Valuable Player Award.

Closer Tate Scioneaux took the mound for the Curve in the ninth inning and struck out the side in order to close out the game and the championship for the Curve, who became just the third E.L. team since 1983 to sweep all six of their postseason games.

Prior to the 2018 season, the Curve made some fresh updates to the ballpark that included a brand new, state-of-the-art video board, upgraded broadcasts and televisions, a new playing surface, new on-field caps and a new alternate red jersey.

The team honored their growing history throughout 2018 with a season-long celebration of 20 Seasons of Curve Baseball in Altoona

and welcomed back former stars Adam Hyzdu and Jack Wilson. The team also unveiled their Fans' Choice All-Time Curve Team Bobblehead Series, a set of 11 bobblehead giveaways, to honor the 20th season.

Entering the season, MLB.com ranked the Altoona roster as one of "the Minors' 10 most talented teams" while 12 of MLB.com's Preseason Top 30 Pirates prospects spent time with the Curve during the season: Mitch Keller, Ke'Bryan Hayes, Cole Tucker, Bryan Reynolds, Taylor Hearn, Luis Escobar, Nick Kingham, Will Craig, Stephen Alemas, Jason Martin, Nick Burdi and Brandon Waddell.

Keller, the Pirates top overall prospect by both Baseball America and MLB Pipeline entering the 2018 season, followed up a strong 2017 postseason and cemented his name as one of the best pitchers in Curve history. Keller went 9-2 with a 2.72 ERA in 14 starts and threw eight, one-hit shutout innings in his final Curve start on June 25 vs. Harrisburg before he was promoted to Triple-A Indianapolis. In 22 combined starts (regular season and playoffs) with the Curve, Keller went 13-4 with a 2.63 ERA.

First baseman Will Craig was the 2018 Altoona Curve MVP and played the hero in the 2018 Eastern League All-Star Classic in Trenton. With the game tied 4-4 after nine innings, a swing-off between Craig and Zach Green of Reading replaced extra innings with Craig coming out on top. Craig led the Eastern League with 102 RBIs in the regular season to become just the second Curve hitter to eclipse 100 RBIs in a single season, joining the legendary Adam Hyzdu. A first round pick by the Pirates in the 2016 draft, Craig also clubbed 20 homers during a season in which he was an Eastern League Mid-Season and Post-Season All-Star.

Third baseman Ke'Bryan Hayes played one of the best defensive seasons the Eastern League has ever seen. The Pirates first-round draft choice in 2015 won back-to-back Rawlings MiLB Gold Glove Awards as the best defensive third baseman in the minors with a .974 fielding percentage at A-Adv. Bradenton in 2017 and turned around in 2018 with a .978 mark in Altoona. Hayes' .978 fielding percentage at third base ranked as the highest ever recorded at the position in the Eastern League with data only available dating back to 1959.

As a team, the Curve trailed Akron by seven games entering play on August 1 before surging back over the final month of the season. With a record of 78-60, the Curve captured a second straight division title by one game over Akron, matched a team record with a fourth consecutive playoff berths (2003-06) and earned back-to-back division crowns for the first time in team history.

However, Akron eliminated the Curve from postseason play in four games during the Western Division Series. The RubberDucks took the first two games in Akron, but the Curve did not go quietly once the series shifted to Altoona. Akron jumped out to a 5-0 lead in Game 3 at PNG Field and were on the brink of sweeping their way to the ELCS. In the bottom of the fifth, however, the Curve scored their first run and managed to load the bases for Cole Tucker, who delivered one of the most electrifying moments in the Curve's 20-year history. In an 0-2 count, Tucker crushed a grand slam into the left field bleachers and tied the game, 5-5. Altoona rallied for three more runs in the eighth and went on to force a fourth game with an 8-5 victory. Unable to harness that momentum the next day, the Curve lost Game 4 to the 'Ducks, 9-0, to close out the team's 20th season.

A few days later on September 12 in St. Louis, the Pittsburgh Pirates lineup was composed completely of Curve alumni for the first time ever. Pirates Manager Clint Hurdle went with the following at Busch Stadium against the Cardinals: 2B Adam Frazier, CF Starling Marte, 1B Josh Bell, RF Jordan Luplow, 3B Kevin Kramer, LF Pablo Reyes, SS Kevin Newman, C Jacob Stallings and P Jameson Taillon.

In 2018, 14 former Curve players made their MLB debuts and matched the 2016 total for the most in a single season over the first 20 years of the franchise's history. Just as it was in 2016, nine of those players debuted with the Pirates: Clay Holmes, Nick Kingham, Austin Meadows, Tanner Anderson, Alex McRae, Kevin Newman, Pablo Reyes, Kevin Kramer and Nick Burdi.

The 2019 season brought change to the Eastern League with the move to a split-season playoff format for the first time since the Curve joined the Double-A circuit. Instead of a full-season champion and wild card team from each division deciding the playoff field, the league would crown a divisional champ for each of the 70-game halves with those teams squaring off in the opening rounds of the postseason.

After reaching the playoffs in each of the previous four seasons, the Curve finished with a losing record, 69-71, for the first time since 2014. The ballclub was a streaky bunch that started 5-0, tying a franchise record. At the end of May, the team was five games under .500 and rebounded to 10 games over by the All-Star Break. The Curve stumbled after the break as well and entered the final series of the year with a 69-67 record before losing the final four contests.

Michael Ryan returned for his third season as manager and stamped his name into the record books. He became the winningest



Top Pirates pitching prospect Mitch Keller was named as the 2017 Eastern League Postseason Most Valuable Player after two dominating performances



Tate Scioneaux (front) closed out the ninth inning to solidify the Curve's sweep through the 2017 Eastern League playoffs



The No. 1 overall pick by the Detroit Tigers in the 2018 draft, Casey Mize, pitched a no-hitter at PNG Field in his Double-A debut with Erie on April 29, 2019



Curve owner Bob Lozinak in his King of Baseball crown and cape at the 2019 Winter Meetings Banquet

manager in team history when he led the team to his 214th regular-season win as Altoona's skipper on August 18 to pass Dale Sveum and Tim Leeper's 213 managerial victories. Ryan finished the season with a 221-197 record.

Young pitching talent dominated throughout the league in 2019. Eight no-hitters were pitched league-wide, the second-most in league history. The Curve were no-hit twice during the season while Curve pitchers fired a league-best and team record 18 shutouts. The league batting average finished at .238, the lowest since 1971, while the batting champ, Portland's C.J. Chatham at .297, finished under .300 for just the second time in league history. Runs were hard to come by with a league average of 3.92 runs per game, the lowest since 1990.

One of the brightest performances in the league occurred at Peoples Natural Gas Field on April 29, 2019. Casey Mize, the first overall pick in the 2018 draft by Detroit, was promoted to Erie and fired a no-hitter against the Curve in his Double-A debut. He required just 98 pitches, struck out seven and accounted for the first individual, nine-inning no-hitter ever pitched at PNG Field.

By season's end, attendance at PNG Field was up for a third straight season with the highest total since 2008 as 308,464 fans enjoyed Curve baseball in 2019.

After the season, Curve owner Bob Lozinak was honored at the 2019 Winter Meetings in San Diego as the King of Baseball, which recognizes a veteran of professional baseball every year for longtime dedication and service to the game.

The 2020 season promised to be another season filled with outstanding on-field performances, however, the Curve weren't able to take the field in the midst of the COVID-19 Pandemic.

Miguel Perez was named the 12th manager of the Altoona Curve on February 17, 2021 after Dave Turgeon was tabbed to lead the team for the canceled 2020 season. Perez was the first former Curve player to be named Manager of the team after suiting up in Altoona in 2008, 2009, 2012 and 2013; totaling 92 games. Perez also played in the Eastern League for the Akron Aeros (2010) and Harrisburg Senators (2011).



Roansy Contreras struck out 11 batters in his Pirates organizational debut on May 4, 2021 against Bowie

The Curve finally returned to PNG Field on May 4, 2021 when top Pirates pitching prospect Roansy Contreras, acquired from the New York Yankees in a five-player deal that sent former Curve pitcher Jamison Taillon to New York, delivered a blazing fastball for a strike to Bowie's Terrin Vavra. It ended a string of 610 days without Curve Baseball and 614 at PNG Field.

In a scheduling oddity, with all 55 teams in the affiliated minors beginning play on the same day, Altoona-Bowie and Portland-New Hampshire both threw the first pitches of the 2021 minor league season at 6:03 p.m.

The Curve began the season with eight of Pittsburgh's top-30 prospects and four members of their 40-man roster in Rodolfo Castro, Roansy Contreras, Oneil Cruz and Max Kranick. Castro made his major league debut in April before joining Altoona for Opening Day and each player would end up suiting up for the Pirates before the 2021 campaign wrapped up.

With several top prospects across the diamond, Altoona raced out to a 27-18 start and were within a half game of first place on June 25 before the injury bug caught both ace pitcher Roansy Contreras and infielder Oneil Cruz in early July. Altoona finished the season with a 58-59 record in fifth place in the Southwest Division.



Oneil Cruz recorded 32 extra base hits in 62 games with the Curve in 2021 and later became the tallest player to start a game at SS in the Major Leagues

On the infield, Altoona began the season with a top infield prospect at each position with 3B Rodolfo Castro, SS Oneil Cruz, 2B Ji-Hwan Bae and 1B Mason Martin. Cruz, a 6'7" shortstop would go on to become the tallest player to ever start a game at shortstop in the Major Leagues when he made his debut on October 2 at PNC Field against the Cincinnati Reds. Over the final two games of the season, Cruz went 3-for-9 with a home run and three runs batted in.

Mason Martin finished fourth in the AA-NE League with 22 home runs, the most by a Curve batter since 2005 when Jose Bautista (23) and Josh Bonifay (25) were circling the bases at PNG Field. Martin recorded just the ninth 20-homer season in franchise history.

In the outfield, the Curve received steady production in right field from Cal Mitchell and in left field from Canaan Smith-Njigba before the outfield group received a pair of late-season additions, thanks in part to the Pirates' activity at the trade deadline. Jack Suwinski joined the Curve in late-July from the San Diego Padres organization in the Adam Frazier trade and Matt Fraizer,

the High-A East's leading hitter, rounded out a powerful and patient group.

On the mound, Altoona saw 12 dominating starts from Roansy Contreras around a stint on the injured list. Contreras struck out ten batters in a game three times, matching Ian Snell (2004) for the most double-digit strikeout games in a season in franchise history. Contreras made his major league debut in Pittsburgh on September 29 with three scoreless innings.

Johnstown, PA native Trey McGough earned the Curve's Pitcher of the Year award pitching in the same ballpark he attended games at as a kid. McGough who regularly pitched in front of dozens of family members and friends, recorded a 3.41 ERA in 18 starts. McGough finished the season strong recording 15.2 consecutive scoreless innings across his final three starts, including seven scoreless innings in the final game of the season at PNG Field, a 5-2 Curve victory.



Endy Rodriguez joined the 2022 Curve in early-August and quickly established himself as one of the Eastern League's best.



Luis Ortiz became the first Curve Pitcher to throw two immaculate innings in the same season. He earned the team's Pitcher of the Year Award for the 2022 season.

The 2022 Curve took to the field with a prospect-packed lineup of position players and pitchers. The result was an endless parade of franchise records falling and several players moving on to make their major league debut in Pittsburgh. 13 Curve Alumni made their MLB debut during the 2023 season with the Pirates led by OF Jack Suwinski, who was recalled directly from the Altoona roster with teammate Tucupita Marcano and smashed 19 home runs in 106 games with Pittsburgh; including a three-homer game at PNC Park on Father's Day which finished with a walk-off bomb from the 2021-22 Curve outfielder.

Altoona put together their first winning season since 2018 with a 71-66 record that saw the team finish with a 38-30 record in the second half of the season, just 2.5 games back of a playoff spot.

The 2022 Curve set a host of franchise records including: Most home runs in a season (143), most home runs hit in home games (74), most players with 20+ HR (2 players - Andres Alvarez and Aaron Shackelford), matched for 4th time in franchise history), most stolen bases in a season (162), most lead-off home runs hit in a season (6), most strikeouts in a season (batting, 1,254), fewest complete games thrown in a season (0), most strikeouts in a season (pitching, 1,247), most wild pitches thrown (98), most starting pitchers used (matched, 22), and most consecutive games with a home run (12). Altoona also matched or set several single-game records including runs scored in a game (5/19 vs. Richmond, 19), hits in an inning (matched, 6/2 vs. Bowie, 9), most triples in a game (matched, 6/2 vs. Bowie, 3), and most home runs allowed in an inning (4, 4th inning on 4/13 vs. Richmond).

Among Eastern League teams, Altoona finished the season tied for first in batting average (.248), second in the league in reliever ERA (3.84) and third in runs scored (681).

Aaron Shackelford led Pirates minor leaguers with 26 home runs, passing Josh Bonifay for the second-highest single-season total in franchise history. Utility man Andres Alvarez recorded the first 20/20 season in Altoona with 20 home runs and 21 stolen bases across 110 games in a lineup that was hammered by injuries throughout the season.

The #1 overall selection in the 2021 draft, catcher Henry Davis, arrived in Altoona in early-May and promptly announced his presence with a massive 2-run home run in his team debut on May 10 against Somerset. Davis' season in Altoona was limited to 31 games because of injury and as the season ticked into the second half, the Curve added another top prospect to the lineup in Endy Rodriguez. Rodriguez dominated in a 31-game run with Altoona to wrap up the regular season, batting .356 with 14 doubles and eight home runs with 32 runs batted in.

On the mound, Quinn Priester, Mike Burrows and Luis Ortiz headlined one of the league's top pitching staffs. Priester recorded a 2.87 ERA in 15 starts, the 4th-best mark among qualified Double-A pitchers since his debut on June 19, while Burrows pitched to a 2.94 ERA in 12 starts to begin the season before a promotion to Triple-A Indianapolis. Ortiz, however, made the most progress during the season eventually earning the Curve's Pitcher of the Year Award. Twice during the season, Ortiz fired an immaculate inning, setting down the side in order with three strikeouts on nine pitches, all strikes. His 126 strikeouts in 24 appearances, 23 starts, were the fourth-most in a season in franchise history and he went on to make his major league debut on September 13 at Cincinnati with 5.2 scoreless innings. J.C. Flowers and Tahnaj Thomas took home the team's Fireman of the Year Award, Andres Alvarez earned the team's Unsung Hero Award and Jared Triolo was named Most Valuable Player.

Celebrating 25 years of memories in Curve, PA the 2023 season in Altoona saw the Curve finish with a 67-68 record, the second time in three seasons following the cancelled 2020 campaign that the Curve finished their season exactly one game under .500.


Peoples Natural Gas Field hosted 308,003 fans, an average of 4,597, in 67 openings. It was the highest attendance mark for the Curve since the 2019 season and it was the 12th time in 24 seasons of play that more than 300,000 fans came through the gates at PNG Field. The Curve stand at 1,699 wins in franchise history, setting up the potential 1,700th win on Opening Day in 2024.

Altoona set their franchise record in several categories in 2023 including: Lowest Team Batting Average (.236), Fewest Triples (19), Most Stolen Bases (163), Fewest Saves (26), Most Hit by Pitch (Pitching, 88). 2023 was the second straight season that Altoona set their franchise record in stolen bases after picking up 162 swipes in 2022.

On an individual basis, RHP **Aaron Shortridge** made 27 starts, tied for the most in a season with nine other pitchers. He also became the 5th Curve pitcher in franchise history to win 5 games in a calendar month when he turned in a 1.91 ERA in the month of August. INF **Tsung-Che Cheng** matched the franchise record on July 5 against Erie with 4 Stolen Bases in a game, while Dylan Shockley matched the franchise record with four runners caught stealing on May 12 against Akron.

Additionally, the 2023 season also saw the Largest Margin of Victory and Largest Shutout Victory in franchise history on May 25 against Hartford with a 16-0 win. As well, the Curve allowed a home run in a record 13 straight games from June 7-21. On an unseasonably warm day at Erie on April 12th, the Curve matched the record for Most Home Runs in a Game with six home runs when **Lolo Sanchez**, **Mason Martin 2x**, **Henry Davis**, **Matt Fraizer** and **Andres Alvarez** each homered.

With RHP **Paul Skenes** making his Double-A debut on Saturday, August 26, the Curve welcomed the largest crowd in franchise history with 10,164 fans at Peoples Natural Gas Field. The attendance total surpassed the Pirates-Curve Exhibition game on March 30, 2013 (10,116) and is the largest crowd in the Eastern League since July 27, 2013 when the Portland Sea Dogs hosted the Harrisburg Senators in front of 16,674 fans at Fenway Park.



Paul Skenes became the fifth No.1 Overall selection to play for the Curve on August 26, 2023, joining RHP Bryan Bullington, RHP Gerrit Cole, and C Henry Davis as the only ones to do it in franchise history.

Altoona won a wild back-and-forth affair, 9-8, against the Akron RubberDucks in Skenes' lone start at PNG Field. He walked two batters and allowed three ground ball hits and hit his pitch limit in the first inning. To lead the comeback effort OF **Matt Gorski** picked up three hits, including a game-tying double in the ninth inning. **Joe Perez** reached in all five of his plate appearances (including hitting his sixth home run in 13 games with Altoona) and **Carter Bins** sent the record crowd home happy with a walk-off infield single that ricocheted off the pitcher with the bases loaded and two out in the ninth inning.

While Skenes was one of the major late-season headlines in the 25th year of Curve baseball, C **Henry Davis** was one of the minor leagues biggest headlines in April and May. Davis, the No.1 Overall selection in 2021, returned from a wrist injury that plagued his 2022 season and became one the most impactful hitters in the month of May. Davis was third among all Double-A players in OPS (on-base plus slugging percentage) with a .980 mark when he was promoted to Triple-A Indianapolis on June 5th. Davis picked up a hit in 17-of-22 games played in May and recorded his first two career multi-homer games in an Altoona uniform. He went on to make his major league debut with the Pirates on June 19 and played in 62 games through the rest of the season.

While Davis was one of the great on-field stories of the Curve's 2023 season, perhaps nothing will ever measure up to the story that **Drew Maggi** told baseball fans. Originally drafted by the Pirates in 2010 and an Eastern League All-Star for the Curve in 2014, Maggi made his major league debut after a 13-year minor league career and 1,154 minor league games for the Pirates, Angels, Dodgers, Indians, Twins and Phillies. In three games for the Pirates before his return to Altoona, he went 2-for-6 with a double and a run batted in. Maggi became the 198th alumni in franchise history to reach MLB when he pinch-hit for the Pirates on Wednesday, April 26 against the LA Dodgers.

The Curve saw their 200th alumni in franchise history, LHP **Joe Jacques**, make his major league debut during the 2023 season, one of 15 alums to major their major league debut. INF **Drew Maggi**, C/OF **Henry Davis**, and RHP **Kyle Nicolas** all suited up for the Curve as minor leaguers and debuted during the season, while INF **Liover Peguero** suited up everyday for the Curve into early-July and settled into a regular role with the Pirates for the final two months of the season. Peguero was named the team's Most Valuable Player at the end of the season.

Pitching was one of the major themes of the Curve's 2023 season as top prospects like RHP **Jared Jones**, LHP **Anthony Solometo**, RHP **Bubba Chandler**, and RHP **Braxton Ashcraft** rounded out a solid rotation with RHP **Aaron Shortridge** and RHP **Sean Sullivan**. Jones, who was named the Pitcher of the Year, allowed two runs or fewer in each of his ten starts with Altoona to begin the season. When Jones was promoted to Triple-A, Solometo arrived in his place and became the youngest pitcher to reach the Eastern League in 2023, doing so at 20 years, 6 months and 15 days when he made his debut on June 17 at Somerset. Solometo was the 13th player in franchise history to suit up for the Curve under the age of 21 and slots in as the 5th-youngest player in the team's history.

LHP **Nick Dombkowski** and RHP **Cameron Junker** were named co-Firemen of the Year as the most valuable members of the team's pitching staff and INF **Claudio Finol** took home the team's Unsung Hero Award.

Altoona had several players finish the season ranked in the top ten in the Eastern League in hitting and pitching categories. OF **Matt Fraizer** ranked sixth in the league in hits (110) and sixth in runs (67), while OF **Connor Scott** finished the year tied for fourth in triples (4). On the mound, RHP **Aaron Shortridge** ranked first in the league in wins (11), tied for first in games started (27), tied for first in complete games (2), and second in innings pitched (138.1). RHP **Sean Sullivan** ranked sixth in the league in ERA (3.88), sixth in WHIP (1.27) and eighth in the league in batting average against (.245). RHP **Cameron Junker** finished the year second in appearances (45).



Led by former Arizona Diamondbacks catcher, Manager **Robby Hammock**, the Curve embarked on their 2025 campaign with an impressive rotation of starting pitching talent. Highlighted by top prospects **Bubba Chandler**, **Braxton Ashcraft**, **Sean Sullivan**, **Anthony Solometo** and eventually **Thomas Harrington**; Altoona's staff became one of the most formidable rotations among all minor league clubs.

However, a leaky bullpen, and an inconsistent offense limited the Curve 62-76 record, the third time in four seasons that the team finished with a record below .500.

Bubba Chandler was named Altoona's 2024 Pitcher of the Year after recording a 3.60 ERA in 19 games, 16 starts. Chandler also earned the save for the National League in the Sirius/XM Futures Game, the 22nd Curve player to appear in the annual exhibition. (Rob Lynn)

The group of ace pitchers, Ashcraft, Chandler and Harrington wrote their names into the Curve record books, combining for six games of at least 10 strikeouts during the calendar season. Prior to 2021, the team had never had more than three 10-strikeout games in a season, a franchise record that fell in late-June when Chandler struck out 11 Akron RubberDucks at PNC Field; a second straight start in which he struck out at least ten hitters. Thomas Harrington was named the Eastern League's Pitcher of the Month in July after recording two more 10-strikeout games and leading all Double-A arms with a 0.70 ERA and 32 strikeouts. Harrington, who was promoted to Triple-A on August 4, was the first Curve player to earn a monthly honor since **Barrett Barnes** in 2016.

While pitching was central to the 2024 season in Altoona, the team's struggles early in the season wrote a story of its own. With an offense struggling to hit with men in scoring position and an inconsistent bullpen, the team saw a 4-2 start ruined by a stretch of losing 19-of-20 games from April 13 to May 5. The 15-game losing streak from April 19 to May 5 saw the team lose in every conceivable fashion, from critical errors at inopportune moments late in games, to a brutal stretch of hitting with men in scoring position. The streak saw Altoona swept in a 6-game series for the first time since the adoption of the 6-game scheduling in 2021. The streak finally ended on the strength of a brilliant bullpen performance from starter **Bubba Chandler** on Sunday, May 5 in Harrisburg. Having built a 6-2 lead, Chandler remained ready in the bullpen for his second appearance of the week and tossed three scoreless innings to secure his first career save and ended the longest losing streak by an Eastern League Club since Richmond dropped 15 during the 2015 season.

The team's play picked up in the month of June with the additions of **Charles McAdoo**, **Luis Peralta** and **Jaden Woods**; each of whom had a critical role in stabilizing an unstable team. McAdoo, Pittsburgh's 13th round draft pick in 2023, hammered Eastern League pitching at a similar pace to what he did with Greensboro in the South Atlantic League to help the team to a 14-12 record in the calendar month. From June 16 - July 13, Altoona went 22-9 and won five-of-six games from an opponent twice. The team's resurgence was short-lived, however, coming out of the All-Star Break, Altoona dropped 8-of-9 games on their road trip to Somerset and Erie. The Pirates made two trade deadline deals that sent McAdoo to Toronto for INF **Isiah Kiner-Falefa** and Peralta was sent to Colorado for LHP Jalen Beeks which shortened the team's depth dramatically.

Five alumni went on to make their major league debut during the 2024 season, beginning with RHP **Jared Jones** (2023, 3/30/24 - PIT), RHP **Paul Skenes** (2023, 5/11/24 - PIT), C **Grant Koch** (2021-22, 5/29/24 - PIT), LHP **Luis Peralta** (2024, 8/24/24 - COL) and RHP **Mike Burrows** (2022, 9/28/24 PIT)

Altoona welcomed five Pirates on Major League rehab during the season. 2021 No. 1 Overall selection **Henry Davis** joined the Curve for a handful of games in late-June while pitchers **Ryan Borucki** and **David Bednar** rehabbed in the same game on July 9, marking the seventh time in franchise history that two Pirates rehabbed in the same game for the Curve. Borucki returned for additional appearances later in the week-long series with Richmond and after the trade deadline both INF **Isiah Kiner Falefa** and 2022 Curve catcher **Endy Rodriguez** rehabbed with the team.

The season closed on a high note when **Termarr Johnson** joined the Curve on August 27. At 20 years, 2 months and 16 days, Johnson became the third-youngest player to suit up for the Curve, behind Jose Tabata and Andrew McCutchen and reached base safely in 9-of-14 games with the Curve



Braxton Ashcraft struck out 12 on June 6 at Richmond, his final outing before a promotion to Triple-A Indianapolis. (Rob Lynn)

2024

2025



Konnor Griffin was named *Baseball America's* Minor League Player of the Year in 2025 (Harrison Barden)

Altoona opened the 2025 season with seven players ranked in the Pirates Top-30 according to MLB Pipeline and Baseball America: **Termarr Johnson** (No. 4 MLB/No. 5 BA), LHP **Hunter Barco** (No. 7/No. 10), INF **Jack Brannigan** (No. 11/No. 14), INF/OF **Mitch Jebb** (No. 13/No. 14), LHP **Anthony Solometo** (No. 14/No. 15), RHP **Alessandro Ercolani** (No. 21 BA), and RHP **Wilber Dotel** (No. 27 BA). **Termarr Johnson** began the season as the Eastern League's Youngest Player (2 days younger than Reading's Aidan Miller), and the 7th-youngest player at Double-A. **Hunter Barco** was named Eastern League Pitcher of the Week on April 28 after he struck out 16 batters in 7.2 scoreless innings in two starts at Chesapeake. Barco dominated the early season headlines for the club en route to setting the franchise record for longest consecutive scoreless inning streak to begin a season (25.2 IP) and earned Pitcher of the Month honors before his promotion to Triple-A on May 2.

As the Curve rolled into the summer hovering around .500, infielder **Termarr Johnson** was one of the Eastern League's top players despite his youth. Prior to his 21st birthday on June 11, he played 67 games at Double-A, the third-most by a player under the age of 21 in franchise history. **Andrew McCutchen** (138 games) and **Jose Tabata** (83 games) are the only players in franchise history to play more games than Johnson before their 21st birthday.

As the Second Half began, several star prospects in the Pirates system arrived in Altoona.

Outfielder **Esmerlyn Valdez** and catcher **Omar Alfonso** arrived on July 1 and gave the lineup significant punch alongside first baseman **Nick Cimillo**. Valdez, who led the South Atlantic League in nearly every major hitting category, was also chosen to represent the organization in the MLB All-Star Futures Game on Saturday July 12 at Atlanta's Truist Park. Valdez was the 23rd Curve player to participate, joining **Bubba Chandler** (2024), **Henry Davis** (2022) and **Roansy Contreras** (2021) as recent selections. One of the seminal moments of the season came on July 3rd in front of the 3rd-largest crowd in franchise history (9,165). **Nick Cimillo** as he rocked a walk-off 2-run homer against Harrisburg to keep the Curve in first place in the second half standings.

Antwone Kelly emerged as one of the top pitching prospects in the Pirates minor league system in July and August, he held a 0.98 WHIP between Greensboro and Altoona through play on August 12 which ranked 4th among qualified minor league pitchers. He allowed 2 runs or fewer in 18-of-22 starts to begin the season. Baseball's top prospect, **Konnor Griffin**, joined the Curve on August 18. Griffin, at 19 years, 3 months and 26 days, became the youngest player in franchise history and picked up two hits and a walk in his team debut against Reading.

The Curve held the top spot in the Second Half standings as the season stretched into August, a month in which the Curve went 16-11 and lined up for their first playoff appearance since 2018.

In Altoona's 14-3 win over Harrisburg on August 29 the team had several notable moments. **Nick Cimillo** hit for the cycle, becoming the second player in franchise history to hit for the cycle (**Andrew Lambo**, April 9, 2013), as part of a 5-for-6 day at the plate. **Konnor Griffin** hit his first career multi-homer game and drove in a career-high 7 runs. **Esmerlyn Valdez** also hit two homers, marking the 7th time in franchise history that the team had two players hit two homers in the same game. The week-long series with Harrisburg pit the top two teams in the Southwest Division against each other with 24 games remaining. After the Curve took 5-of-6, effectively eliminating Harrisburg, the Curve swept the Eastern League weekly awards as **Esmerlyn Valdez** was named the Player of the Week and **Wilber Dotel** was named Pitcher of the Week. Dotel's first career weekly award came after he threw 10.2 scoreless innings across two starts and Valdez batted .444 (12-for-27) with 1 2B, 4 HR and 9 RBI including a homer in three straight games (8/28-30) and had a hit in 5-of-6 games that week.



Konnor Griffin, seen here high-fiving P.J. Hilson, and Termarr Johnson combined for five hits and two walks in Altoona's first playoff win since 2018. (Brenden Grimminger)

Esmerlyn Valdez set a playoff franchise record with 5 runs batted in and Altoona's bullpen held Erie to just 1 run on 1 hit and 1 walk in 6 innings.

Erie rallied to win the final two games of the best-of-three Southwest Division series, 6-1 and 3-1, before falling to Binghamton in the Championship Series. **Konnor Griffin** had a hit in all three playoff games (6-for-10, 1 2B, 3 BB, 1-1 SB). **Nick Cimillo** went 5-for-11 (.455) with 1 2B, 2 RBI and 2 BB in 13 postseason plate appearances to lead the Curve offense. At the conclusion of the season **Nick Cimillo** was named the team's Most Valuable Player, **Mitch Jebb** earned the team's Unsung Hero Award, **Justin Meis** was named Fireman of the Year and **Alessandro Ercolani** took home the team's Pitcher of the Year hardware.

FRANCHISE TIMELINE

June 1997	Altoona native Bob Lozinak joins a group that is pushing for a minor league baseball franchise.	May 15, 2000	The Curve host an exhibition game against the Pittsburgh Pirates in front of a crowd of 7,346 at Blair County Ballpark.
Oct. 4, 1997	With just hours to spare, the state of Pennsylvania allocates nearly \$11 million in state funds towards the building of a new ballpark that would play host to the proposed new minor league baseball team.	Oct. 17, 2001	Curve majority owner Bob Lozinak announces that the franchise will be sold to a new group headed by Pittsburgh sports attorney Chuck Greenberg. Later, Greenberg would welcome Pittsburgh sports stars Jerome Bettis and Mario Lemieux into the new ownership group.
Oct. 5, 1997	The expansion committee of the National Association of Professional Baseball Leagues unanimously grants Altoona's bid for a new minor league franchise over the bid submitted by the city of Springfield, Mass.	April 3, 2002	Less than 48 hours before the start of the 2002 season, the ownership transfer officially takes place. Todd Parnell is officially named the club's third general manager.
March 7, 1998	Groundbreaking ceremonies take place at the future site of Blair County Ballpark.	Aug. 8, 2002	The Curve franchise is featured in a full-page feature story in the sports section of USA Today. The article titled "Curve Shape a Region's Heart" documents the gameday happenings at Blair County Ballpark.
April 27, 1998	Altoona is officially granted an expansion franchise by the Eastern League.	Jan. 2003	Construction begins on a nearly \$1 million privately financed addition to BCB. The project yielded a left-field Picnic Pavilion, Party Deck and outfield bleacher seating section in time for the 2003 season.
July 2, 1998	"Curve" is selected as the new franchise's nickname.	July 4, 2004	The Curve welcome U.S. Vice President Dick Cheney for the Fourth of July game against Harrisburg. Cheney tossed out the first pitch and watched the first half of the game with his wife and granddaughter.
Sept. 15, 1998	The Curve announce a four-year player development contract with the Pirates.	Dec. 2004	After setting a fifth-straight attendance record, the Curve are awarded the Larry MacPhail Trophy for promotional excellence in Minor League Baseball.
April 10, 1999	After a rainout the day before, the first game in Curve franchise history is played as part of a doubleheader in Reading—the Curve lose 6-2 in game one but bounce back for a 6-4 win in game two of the twinbill.		
April 15, 1999	The Curve's home opener is played before 6,171 fans at Blair County Ballpark, a 6-1 win over Bowie.		
Nov. 1, 1999	With Sal Baglieri being elevated to the role of Senior Advisor, Jeff Parker is hired as the Curve's second general manager.		

July 12, 2006 The Curve host the 2006 E.L. All-Star Game in front of a then-record 9,308 fans.

Dec. 2006 The Curve are awarded Minor League Baseball's highest honor, the John H. Johnson President's Trophy, signifying the top franchise among all clubs across the U.S. and Canada. The club is also presented with the Baseball America Bob Freitas Award as the top Double-A franchise in the minors.

June 17, 2008 Jimmy Carter, the 39th President of the United States, attends a Curve game while on a fishing trip to Spruce Creek in nearby Huntingdon.

Dec. 1, 2008 Chuck Greenberg announces his group is selling the Curve back to original owner Bob Lozinak.

Dec. 5, 2008 The original Voice of the Altoona Curve from 1999-2004, Rob Egan, is named the fourth general manager in Curve history.

Dec. 30, 2008 Minor League Baseball approves the sale of the Altoona Curve. Bob Lozinak and his family again own their hometown team.

May 23, 2009 The Altoona Curve extend their current Player Development Contract with the Pittsburgh Pirates for an additional four years, ensuring the affiliation would become the longest the Pirates had ever had with a minor league club in franchise history.

Sept. 18, 2010 Altoona defeats Trenton, 5-2, in Game 4 of the ELCS at Trenton's Waterfront Park to clinch the first EL championship in franchise history.

Nov. 23, 2010 The Curve unveil a new logo set that pays tribute to the engineers and railroad heritage that helped build the city of Altoona.

Jan. 31, 2012 The Altoona Curve and Peoples Natural Gas forge an agreement to rename Blair County Ballpark, which was the standing name on the facility for the first 13 seasons, Peoples Natural Gas Field.

Oct. 4, 2012 The Curve receive Minor League Baseball's Golden Bobblehead Award for Best Charity Promotion or Event for their season-long community effort, "Curve, PA Blue Out Saturdays."

March 30, 2013 A franchise-record 10,116 fans flock to Peoples Natural Gas Field to watch the second-ever Pirates-Curve Exhibition Game, which the Curve won, 8-6. Prior to the game, the Curve extended their Player Development Contract with the Pirates through the 2018 season.

July 15-16, 2014 The Curve host the Eastern League All-Star Game for the second time in franchise history.

Sept. 2015 The Curve cap their highest-attended season since 2008 by earning the Eastern League's nomination for the John H. Johnson President's Award and return to the E.L. playoffs for the first time since 2010.

Oct. 7, 2016 Derek Martin is named the fifth general manager in franchise history. During his first months on the job, the stadium sees the reconstruction of its box office and new LED field lights installed.

Sept. 14, 2017 The Curve beat the Trenton Thunder, 4-2, to solidify their second Eastern League Championship.

Spring 2018 Peoples Natural Gas Field sees fresh upgrades with the installation of a new playing surface and a state-of-the-art video board.

March 17, 2018 The Pirates and Curve announce a four-year extension to their Player Development Contract through 2022 during the championship ring ceremony for the 2017 Curve at LECOM Park in Bradenton prior to the Pirates' spring training game.

Sept. 12, 2018 For the first time in their 20-year affiliation, the Pirates starting lineup is made entirely of former Curve players.

Jan. 22, 2019 The Curve roll out an alternate identity for 2019, complete with a new nickname, colors and uniforms, as the Allegheny Yinzers. The black-and-yellow threads are worn for seven games to celebrate the people of Western and Central Pennsylvania while bringing several Pittsburgh-themed promotions to Altoona.

Dec. 8, 2019 Curve owner Bob Lozinak is honored as the King of Baseball at the 2019 Winter Meetings in San Diego. The award recognizes a veteran of professional baseball for longtime dedication and service as one of the game's highest individual honors.

March 12, 2020 Minor League Baseball announces the delay of the 2020 season shortly after MLB did the same due to the COVID-19 pandemic.

June 25, 2020 The Pirates and Curve announce PNG Field as the Alternate Training Site for the Pirates during the 2020 season. Minor League Baseball would announce the cancellation of the 2020 season just five days later.

December 9, 2020 The Pirates and Curve announce agreement on a new ten-year Player Development License for Pirates Double-A players to continue play at PNG Field

May 4, 2021 The Curve take the field for the first time in 614 days at PNG Field. Roansy Contreras struck out 11 in his organizational debut, a 2-1 loss to Bowie.

October 6, 2021 Nate Bowen is named the sixth general manager in franchise history. Bowen spent nine seasons with the organization rising to the role of Assistant General Manager in the fall of 2018.

Winter 2022 PNG Field undergoes several renovations and upgrades including a new padded outfield wall, updated player-related spaces and a new right field videoboard.

July 2023 Diamond Baseball Holdings officially announces their intent to purchase the Curve from long-time owners Bob and Joan Lozinak. Altoona was one of several additions to DBH's portfolio in 2023.

August 26, 2023 RHP Paul Skenes makes his Double-A debut with the Curve and PNG Field hosts the largest crowd in franchise history of 10,164 fans.

September 14, 2024 PNG Field welcomes 7,027 fans, pushing the team's total attendance to 305,598, marking the first time since 2007-08 that the club has hosted over 300,000 in attendance in consecutive seasons.

Diamond Baseball Holdings (DBH) was established in 2021 by Pat Battle and Peter Freund to support, promote, and enhance Minor League Baseball Clubs affiliated with Major League Baseball through professional management, best practices, innovation, and investment. It was announced in July of 2023 that Diamond Baseball Holdings intended on purchasing the Altoona Curve from founding owners Bob and Joan Lozinak.

Entering the 2026 season, DBH owns 48 clubs representing 10 different leagues across various levels of the Minor Leagues.

Triple-A Clubs

Albuquerque Isotopes (COL)
Charlotte Knights (CHW)
Gwinnett Strippers (ATL)
Iowa Cubs (CHC)
Louisville Bats (CIN)
Memphis Redbirds (STL)
Norfolk Tides (BAL)
Oklahoma City Comets (LAD)
Omaha Storm Chasers (KC)
Scranton/Wilkes-Barre RailRaiders (NYY)
St. Paul Saints (MIN)
Sugar Land Space Cowboys (HOU)
Syracuse Mets (NYM)
Worcester Red Sox (BOS)

High-A Clubs

Brooklyn Cyclones (NYM)
Dayton Dragons (CIN)
Hub City Spartansburgers (TEX)
Hudson Valley Renegades (NYY)
Lansing Lugnuts (OAK)
Rome Emperors (ATL)
Tri-City Dust Devils (LAA)
Vancouver Canadians (TOR)
Winston-Salem Dash (CWS)
Wisconsin Timber Rattlers (MIL)



DIAMOND
BASEBALL HOLDINGS.

Double-A Clubs

Altoona Curve (PIT)
Arkansas Travelers (SEA)
Binghamton Rumble Ponies (NYM)
Birmingham Barons (CWS)
Columbus Clingstones (ATL)
Corpus Christi Hooks (HOU)
Harrisburg Senators (WSH)
Midland RockHounds (OAK)
New Hampshire Fisher Cats (TOR)
Portland Sea Dogs (BOS)
Reading Fightin Phils (PHI)
Springfield Cardinals (STL)
Tulsa Drillers (LAD)
Wichita Wind Surge (MIN)

Single-A Clubs

Augusta GreenJackets (ATL)
Fayetteville Woodpeckers (HOU)
Fredericksburg Nationals (WSH)
Fresno Grizzlies (COL)
Hickory Crawdads (TEX)
Inland Empire 66ers (LAA)
Ontario Tower Buzzers (LAD)
Rancho Cucamonga Quakes (LAA)
Salem Ridgeyaks (BOS)
San Jose Giants (SF)

BOB & JOAN LOZINAK • FOUNDING MEMBERS

Bob and Joan Lozinak, both Altoona natives who always had dreams of bringing professional baseball to their hometown, were finally able to realize that dream in 1999. The original owners of the franchise from 1999-2001, Bob and Joan along with their three sons, Mike, David and Steve, reacquired their hometown team on December 30, 2008.

Bob and Joan sold the club to Diamond Baseball Holdings in July of 2023, during the 25th year of operations. In all, the Lozinaks owned the Curve for 18 years.

The Lozinaks had visions of bringing professional baseball to Altoona in the late 1970s, but public opposition thwarted the idea. They then proceeded to buy the Triple-A Albuquerque Dukes from former Los Angeles Dodgers owner Peter O'Malley and over the next 20 years (1979-2000), the Dukes captured six Pacific Coast League titles and numerous awards for club operations. Lozinak is among only a handful of minor league baseball owners to have been awarded the prestigious John H. Johnson Trophy twice. The Johnson Trophy is awarded annually to the top franchise in Minor League Baseball in the U.S. and Canada. The Dukes were presented the honor in both 1984 and 1991. Additionally, Albuquerque also captured the Larry McPhail Trophy for the country's top promotional effort in 1987. Lozinak sold the Dukes in 2000 so he could focus his efforts on his new franchise, the Altoona Curve.

After selling the Curve in 2002, the family purchased the West Tenn Diamond Jaxx and enjoyed Double-A affiliations in the Southern League with both the Chicago Cubs and the Seattle Mariners before the team was sold in the early months of the 2008 season.

Bob was born in Altoona on June 4, 1937. His college education was halted by five years of service in the Army during the 1960s. Lozinak completed Officer Candidate's School in Lawton, Okla. and was honorably discharged as a 1st Lieutenant. Upon his departure from the Army, Lozinak returned to finish his education at St. Francis College in Loretto, Pa. and graduated with a bachelor's degree in history.

After college, Bob and Joan became McDonald's franchisees in 1969 and their role as an owner-operator continues with stores in Hartford County, Maryland. Since the purchase of their first McDonald's franchise, Joan has been actively involved in many phases of the operation of the restaurant, whether it means balancing the restaurant budget or appearing at numerous functions within the community.

Joan, a graduate of Altoona Catholic High School, currently serves on the Board of Trustees for Bishop Guilfoyle Catholic High School in Altoona. She is actively involved in long-term planning, policy development, financing, capital improvements, public relations and marketing, development and alumni relations and budgetary management. Joan has always been actively involved in the Catholic church serving as either a Eucharistic Minister or singing in the choir.

Bob and Joan Lozinak were inducted to the Blair County Sports Hall of Fame on April 23, 2016.

After Bob's 40th season in baseball in 2019, Minor League Baseball honored the Curve owner with one of the industry's highest individual awards and crowned Lozinak the King of Baseball for his lifetime of dedication and service to the game. He received the award on December 8, 2019 at the Winter Meetings in San Diego.

The couple can often be found somewhere inside Peoples Natural Gas Field on game days enjoying Curve baseball with fellow fans and enjoying the fun, affordable family atmosphere they always dreamed of providing through the game of baseball in their hometown.



Bob and Joan Lozinak on Opening Night 2009, their first game back as owners of the team since 2001

NATE BOWEN • GENERAL MANAGER

On October 6, 2021, Nate Bowen was named the sixth general manager in franchise history following the 2021 season. Bowen enters his 12th season as a member of the front office staff in Altoona, joining the club as the Communications and Broadcasting Assistant in 2013 before rising through the ticket sales department until he was named Assistant General Manager in the fall of 2018.



"Nate has been an integral part of our team here for a long time. He has helped our organization in countless ways throughout his career, and we all think that he is ready for this next challenge," said Curve Chief Operating Officer, David Lozinak at the time of the hire. "Nate has extensive experience in all aspects of our operation, so he's just not a pretty voice that most people have heard on the radio; he's an extremely intelligent individual that is well-versed in minor league baseball."

Bowen served parts of five seasons in the Curve broadcast booth that included the 2017 Eastern League Championship clincher, the 2014 Eastern League All-Star Game as well as the Pirates vs. Altoona Curve exhibition game at PNC Field in 2013. He has also held broadcasting and media relations roles with the Northwest Arkansas Naturals (AA - Texas League), Durham Bulls (AAA - International League), and the Princeton Rays (Rookie - Appalachian League). He began his broadcasting career at Baldwin-Wallace University in 2005 and served as the broadcaster for the Division III school's football, basketball, and baseball teams through the 2009 season. In addition to being a play-by-play broadcaster, he co-founded The Morning Buzz, a daily morning show on the campus radio station WBWC 88.3 FM the Sting. Following graduation, Bowen served as the lead broadcaster for AM 1330 WELW in the Cleveland, Ohio area for local high school and college sports.

An active member of the community, Bowen serves on the board of directors for Family Services Inc., is a board member of the Hollidaysburg Lions Club and is a member of the Blair County Chamber of Commerce's Small Business and Public Policy Committees.

Bowen resides in Hollidaysburg with his wife, Jess, who serves as the Curve's Director of Coporate Partnerships, and their daughter Avery Jo. During the offseason he serves as a play-by-play voice for several Altoona area high schools on Talk Radio 98.5 WRTA and enjoys rooting for Buffalo and Ohio sports teams, traveling, and running.

A native of Fremont, Ohio, Bowen enjoys rooting for Buffalo and Ohio sports teams, traveling, and running. He earned a bachelor's degree in Broadcasting/Mass Communications/Public Relations from Baldwin-Wallace University in 2009.

MICHELLE GRAVERT • ASSISTANT GENERAL MANAGER

Hired as the Team's Director of Merchandise in November of 2015, Michelle Gravert was named Assistant General Manager following the 2022 season, the first woman to hold the title in the team's history.



Gravert oversees the team's merchandise and retail operations and takes an active role in the development and execution of the team's strategic plan. A graduate of Saint Ambrose University in Davenport, Iowa, Gravert began her minor league baseball career in 2011 with the Princeton Rays (Rookie, Rays) and three seasons in the merchandise and community affairs departments with the Bowling Green Hot Rods (Single-A, Rays).

A native of Davenport, Iowa, Gravert resides in Duncansville. In her free time she enjoys going to a variety of sporting events, baking, crafting and traveling. Gravert is an active member of the community, volunteering with the Mountain Lion Backpack program, The Girl Scouts of America, the Alzheimer's Association and Discovery Garden.

CURVE GENERAL MANAGERS (6)

Sal Baglieri	1999	Rob Egan	2009-2016
Jeff Parker	2000-2001	Derek Martin	2017-2021
Todd Parnell	2002-2008	Nate Bowen	2021 - Present

Listed by seasons as general manager

WHAT'S IN A NAME?

The name "Curve" was officially chosen as the team nickname on July 2, 1998. The name was selected by fans in a name the team contest. Other finalists included "Fish", "Ridge Runners" and "Lake Monsters." Curve was selected for two reasons: one for the baseball connotation but also as a tribute to the historic Horseshoe Curve, located just outside the city of Altoona. The landmark Horseshoe Curve was built in the 1850s as a means to make it easier for incoming trains to navigate through the Allegheny Mountains. The first train went around "the Curve" in 1854.

ALTOONA CURVE BASEBALL CLUB

Peoples Natural Gas Field
 1000 Park Avenue, Altoona, PA 16602
 Phone: 814.943.5400 or 877.99.CURVE
 Fax: 814.943.9050 or 814.942.9132
www.altoonacurve.com
frontoffice@altoonacurve.com
facebook.com/AltoonaCurveBaseball
 X: @AltoonaCurve | Instagram: @altoonacurve



FRONT OFFICE

General Manager	Nathan Bowen
Assistant General Manager/Director, Merchandise	Michelle Gravert
Director, Finance	Hannah Reading
Assistant, Office Management.....	Michelle Anna
Director, Ticketing.....	Ed Moffett
Director, Corporate Partnerships	Jess Bowen
Director, Communications & Broadcasting.....	Jon Mozes
Assistant Director, Communications & Broadcasting.....	Preston Shoemaker
Director, Community Relations & Retail Merchandise	Tony Talarigo
Director, Marketing, Promotions & Special Events.....	Mike Kessler
Senior Manager, Creative Services.....	Nikki Marsh
Assistant, Creative Services	Alyssa Shelley
Coordinator, Promotions	Ryan Neely
Coordinator, Social Media & Partnership Management	Kate Houser
General Manager, OVG Hospitality Altoona Curve.....	Jamie Skipper
Director of Concessions, OVG Hospitality Altoona Curve.....	Glenn McComas
Manager of Concessions, OVG Hospitality Altoona Curve	Ryan Long
Senior Director, Operations.....	Doug Mattern
Assistant, Ballpark Operations.....	Zane Fanning
Director, Field Operations	Aaron Smith
Manger, Field Operations	Garrett Apel
Director, Ticket Operations.....	Austin Finocchio
Manager, Group Sales.....	Logan Ulmer
Account Executive	Bryan Marino
Account Executive	Dylan Sim
Account Executive	Corey Homan

COACHING STAFF

Manager	Andy Fox (2nd season)
Pitching Coach	Kevin Walker (1st season)
Pitching Coach	David Perez (1st season)
Hitting Coach.....	Scott Seabol (2nd season)
Hitting Coach.....	Justin Orton (1st season)
Bench Coach.....	Gary Green (5th season)
Athletic Trainer	Coleman Duke (1st season)
Strength & Conditioning Coach	Ryoji Ejima (2nd season)
Clubhouse Manager	Nick Mote (2nd season)
Operations Assistant	Richie Saville (1st season)

TEAM PERSONNEL

Team Physician	Dr. Joshua Port
Head of Security	Craig Wilt
Head Usher.....	Joe Bettwy
Public Address Announcer.....	Rich DeLeo
Official Scorers.....	Dave Musil, Chris Strawmier, Mike Hayes
Home Clubhouse Manager	Nick Mote
Visiting Clubhouse Manager.....	Todd Parker

TEAM INFORMATION

Year Established.....	1999
Ballpark (Seating Capacity)	Peoples Natural Gas Field (7,210)
Major League Affiliation	Pittsburgh Pirates (1999)
Team Colors.....	Railroad Red, Boiler Bronze, Soot Black

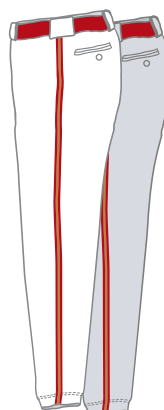
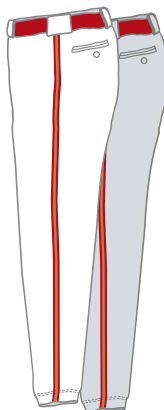
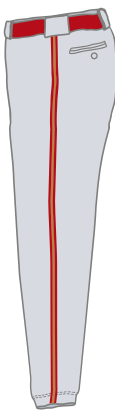
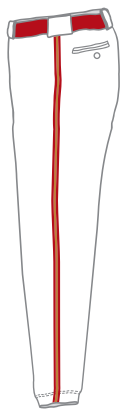


HOME

ROAD

ALTERNATE

ALTERNATE



LONGEST CURVE HIT STREAKS

GAMES	PLAYER	YEAR (DATES)	AVERAGE DURING
24	Austin Meadows*	2016 (5/23-pres.)	.404 (38-94)
21	Kevin Sefcik	2002 (7/3-7/25)	.405 (32-79)
19	Willy Garcia*	2015 (5/25-pres.)	.370 (30-81)
19	Alex Presley	2010 (4/11-5/5)	.392 (29-74)
18	Nate McLouth	2004 (5/25-6/12)	.370 (27-73)
18	Adam Hyzdu	1999 (7/22-8/7)	.397 (29-73)
17	Tsung-Che Cheng	2023 (7/22-8/9)	.393 (24-61)
17	Matt Fraizer	2023 (8/12-9/6)	.342 (25-73)
17	Kevin Newman	2016 (6/21-7/9)	.418 (26-70)
16	Gorkys Hernandez	2010 (6/27-7/17)	.403 (29-72)
16	Starling Marte	2011 (8/19-9/3)	.394 (28-71)
16	Ke'Bryan Hayes	2018 (7/29-8/15)	.317 (20-63)

UNIFORM HISTORY



CURVE LOGO HISTORY

PRIMARY LOGOS



1999-2010



2010-pres.

WORDMARK LOGOS



1999-2002



2003-2010



2011-pres.

CAP & ALTERNATE LOGOS



1999-2010



1999-2010



1999-2010



2011-pres.



2011-pres.



2011-pres.



2018-pres.

ALTOONA ALL-STAR GAME LOGOS



2006



2014

ANNIVERSARY LOGOS



2003



2008



2013



2018




2023

BIG COUNTRY'S BIG MONTH

In August 2004, Curve first baseman Brad Eldred went on a tear unlike any other in team history. For the month, he exploded for 14 home runs and 50 RBIs in 27 games while batting .340. Both totals are single-month club records. His 50 RBIs are believed to be a minor league record and were just three short of Major League Baseball's record for most RBIs in a month (53 by Hack Wilson in 1930 and Joe DiMaggio in 1939). Over the course of the month, Eldred clubbed two grand slams and had 10 games of three RBIs or more, including two six-RBI performances. He was Eastern League Player of the Month and he went on to earn Pirates Minor League Player of the Year with 38 total home runs, 137 RBIs, 38 doubles and batted .301 with A-Adv. Lynchburg and Altoona.



2026 ALTOONA CURVE



First baseman **Nick Cimillo** was named Team MVP for the 2025 Curve after leading the club with 20 home runs and 71 RBI. Cimillo also became the second player to hit for the cycle in franchise history on August 29 at Harrisburg.

(Photo: Danielle Walukas)

MANAGER ANDY FOX



PERSONAL

BIRTHDAY: JANUARY 12, 1971	SEASONS IN ALTOONA: SECOND SEASON	PLAYING EXPERIENCE: 12 SEASONS (MiLB/MLB)
AGE: 55	MANAGING EXPERIENCE: THIRD SEASON	POSITIONS PLAYED: 1B, 2B, SS 3B, LF, CF, RF
BIRTHPLACE: SACRAMENTO, CA	COACHING EXPERIENCE: 16TH SEASON	
RESIDES: POLLOCK PINES, CA	APPOINTED TO ALTOONA: JANUARY 31, 2025	

MANAGERIAL/COACHING CAREER

Andy Fox was named the 16th manager of the Altoona Curve on January 31, 2025, taking over for Robby Hammock.

Fox led the Curve to a 69-68 record and the club's first playoff appearance since 2018 in his first season at the helm.



Across several roles with the Rangers, Mariners, Marlins and Red Sox in his now 16-year coaching career, Fox began his coaching career as the Manager for the Texas Rangers Single-A affiliate in Clinton in 2006. Fox was slated to manage Single-A Spokane for the Rangers in 2007, but was hired on March 24th of that year as the Florida Marlins First Base and Infield Coach following the retirement of Perry Hill. Fox worked with the Marlins from 2007-09, aiding them to two winning seasons under Fredi Gonzalez and mentoring young major league stars Hanley Ramirez, Dan Uggla and Jorge Cantu. In 2010, he signed on with the Mariners to be their Hitting Coach for their Double-A affiliate in West Tennessee.

Fox joined the Red Sox in 2011 as the team's infield Coordinator, a role he held until 2021. In his coordinator role, he oversaw the development of several future major league All-Stars including Rafael Devers, Xander Boegarts and Mookie Betts. Fox earned two additional World Series Championship rings as an instructor in 2013 and 2018 with Boston.

PLAYING CAREER

A former major league utilityman, Fox was drafted in the second round (45th overall) out of Christian Brothers High School in Sacramento and played parts of nine major league seasons: totaling 776 games.

Fox was known best for his versatility on the diamond, appearing at every position except for pitcher and catcher during his major and minor league career with the New York Yankees, Arizona Diamondbacks, Florida Marlins, Montreal Expos and Texas Rangers. Fox earned a pair of World Series Championship rings during his playing career with the Yankees in 1996 and Marlins in 2003.

Fox's playing career ended following the 2005 season with the LA Angels Triple-A affiliate in Salt Lake. Fox batted .239 in his major league career and stole 74 bases in 99 attempts.

FOX MANAGERIAL RECORD

Year	Team (League/Affiliation)	Record	Pct.	Finish	Playoffs
2006	Clinton (Single-A - Midwest League/TEX)	45-94	.324	14th	-
2025	Altoona (Double-A - Eastern League/PIT)	69-68	.503	3rd	1-2
Totals	2 Seasons	114-162	.413		1-2

CURVE ALL-TIME MANAGERS LIST (16)

Manager	Years	Record	Win %	Manager	Years	Record	Win %
Marty Brown	1999-2000	137-145	.486	Michael Ryan	2017-19	221-197	.529
Dale Sveum	2001-03	213-211	.502	Dave Turgeon	2020	--	--
Tony Beasley	2004-05	161-122	.569	Miguel Perez	2021	58-59	.496
Tim Leeper	2006-08	213-209	.505	Kieran Mattison	2022	71-66	.562
Matt Walbeck	2009-10	144-140	.507	Callix Crabbe	2023	67-68	.496
P.J. Forbes	2011-12	136-147	.481	Robby Hammock	2024	62-76	.449
Carlos Garcia	2013-14	124-160	.437	Andy Fox	2025	69-68	.503
Tom Prince	2015	74-68	.521				
Joey Cora	2016	76-64	.543				

2026 CURVE

KEVIN WALKER • PITCHING COACH



BIRTHDAY:
SEPTEMBER 20, 1976
AGE:
49 (50 ON SEPT. 20)
BIRTHPLACE:
IRVING, TX
RESIDES:
HOLTVILLE, CA

SEASONS IN ALTOONA:
FIRST SEASON
COACHING EXPERIENCE:
16TH SEASON
APPOINTED TO ALTOONA:
JANUARY 31, 2026

PLAYING EXPERIENCE:
12 SEASONS
(MiLB/MLB/IND)
POSITIONS PLAYED:
LHP

Kevin Walker joins the Altoona staff after spending his entire coaching career with the Boston Red Sox, rising from short-season Lowell in 2009 to the major league staff in 2020. Walker spent three seasons as the Pitching Coach for the Portland Sea Dogs (2015-17) before joining Triple-A Pawtucket for two seasons.

In 2020, Walker was hired as the Red Sox Assistant Pitching Coach and spent the 2021-24 campaigns as the team's Bullpen Coach where he shared the staff with Curve Manager Andy Fox. As a player, he pitched in 122 games for the San Diego Padres, San Francisco Giants and Chicago White Sox across the 2000 - 2005 seasons. Walker's Rookie season with San Diego in 2000 saw him record a 7-1 record in 70 appearances.

The Texas native was a 6th round draft selection by the Padres in 1995 out of Grand Prairie High School (Texas) and pitched professionally for 12 years, ending in 2008. Alongside his wife, Aimee, he has two children; daughter Kamryn (21) and son, Brady (20).

SCOTT SEABOL • HITTING COACH



BIRTHDAY:
MAY 17, 1975
AGE:
50 (51 ON MAY 17)
BIRTHPLACE:
MCKEESPORT, PA
RESIDES:
ELIZABETH, PA

SEASONS IN ALTOONA:
SECOND SEASON
COACHING EXPERIENCE:
11TH SEASON
APPOINTED TO ALTOONA:
JANUARY 31, 2025

PLAYING EXPERIENCE:
12 SEASONS (MLB/MiLB/
KBO/JPCL)
POSITIONS PLAYED:
C, P, 1B, 2B, SS, 3B, LF,
RF

Hitting Coach Scott Seabol returns to Altoona after helping the club to a playoff appearance in 2025. The Western, PA native accepted a "dream job" with the Pirates after spending the 2024 season as the Hitting Coach at Low-A Bradenton. The 2026 campaign is his third season in the Pirates minor league system, after four seasons as a hitting instructor with the Miami Marlins (2020-2023) and the New York Yankees (2016-19) at various levels in their minor league system.

Seabol was drafted by the New York Yankees in 1996 out of West Virginia University and played 60 major league games with the Yankees (2001) and St. Louis Cardinals (2005). Seabol's 14-year playing career wrapped up in 2009 after a season in Korea and two seasons in Japan. A native of McKeesport, PA, Seabol resides in Elizabeth, PA with his twin sons Cole and Cameron (21) and daughter Caylin (16).

JUSTIN ORTON • HITTING COACH



BIRTHDAY:
MAY 28, 1989
AGE:
34 (35 ON MAY 28)
BIRTHPLACE:
FAIR OAKS, CA
RESIDES:
LAKEWOOD RANCH, FL

SEASONS IN ALTOONA:
SECOND SEASON
COACHING EXPERIENCE:
11TH SEASON
APPOINTED TO ALTOONA:
JANUARY 31, 2026

PLAYING EXPERIENCE:
THREE SEASONS (COL-
LEGE)
POSITIONS PLAYED:
OF

Hitting Coach Justin Orton returns for his second season on the Altoona staff after he spent 2025 as a Hitting Coach with Single-A Bradenton. The 2026 season is Orton's seventh season as an instructor in the Pirates minor league system.

A Leamington, Ontario, Canada native, Orton aided the development of Konnor Griffin to begin the 2025 season in Bradenton. Orton began his coaching career as a Development Coach in the Dominican Republic and served as a Hitting Coach in the D.R. for the 2021 season. A former infielder for the University of British Columbia from 2014-18, Orton now resides in Vancouver, British Columbia.

DAVID PEREZ • BULLPEN COACH



BIRTHDAY:
DECEMBER 20, 1992
AGE:
34 (35 ON DEC. 20)
BIRTHPLACE:
SANTO DOMINGO, DR
RESIDES:
PHOENIX, AZ

SEASONS IN ALTOONA:
FIRST SEASON
COACHING EXPERIENCE:
9TH SEASON
APPOINTED TO ALTOONA:
JANUARY 31, 2026

PLAYING EXPERIENCE:
NINE SEASONS (MiLB/
IND)
POSITIONS PLAYED:
RHP

Bullpen Coach David Perez joins the staff after spending last season as a lead pitching instructor for the Pirates DSL Black affiliate. Perez joined the Pirates in 2020 and has served at Triple-A Indianapolis (Bullpen Coach, 2023), Single-A Bradenton (Pitching Coach, 2022) and in the FCL (2021).

Perez was signed as an international free agent by the Texas Rangers in 2009 and spent eight seasons in their minor league system, reaching Double-A Frisco in 2016. After one season with the LA Angels and a season pitching in the independent ranks, Perez began his coaching career as an instructor with Ottawa University in Surprise, Arizona in 2018 before joining the Pirates.

GARY GREEN • BENCH COACH



BIRTHDAY:
JANUARY 14, 1962
AGE:
64
BIRTHPLACE:
PITTSBURGH, PA
RESIDES:
ARLINGTON, TX

SEASONS IN ALTOONA:
FIFTH SEASON
COACHING EXPERIENCE:
21ST SEASON
APPOINTED TO ALTOONA:
DECEMBER 21, 2022

PLAYING EXPERIENCE:
TEN SEASONS
(MLB/MiLB/IND)
POSITIONS PLAYED:
INF

Gary Green returns as Bench Coach for the 2025 season after holding the same role in 2022 with Indianapolis. Green spent the 2021 season with the Curve as Bench Coach and begins his 21st season as a minor league instructor for the Pirates. He previously served as the Minor League Infield Coordinator/Roving Infield Instructor for the Pirates from 2011-2021.

Green earned extensive managerial experience in the Pirates and Detroit Tigers organizations, amassing a 588-713 record (.488) across 11 seasons. Green's most recent managerial experience came in a four-year run in the South Atlantic League with West Virginia (2009-10) and Hickory (2007-2008). His managerial stops include one season in Lynchburg (2006), three seasons with Lakeland (2002-2004), two seasons with Oneonta (2000-2001), and one season in the Gulf Coast League with the GCL Tigers (1999).

A former major league infielder for parts of five seasons, Green's professional career on the diamond began after the San Diego Padres selected him 27th overall in the 1984 Amateur Draft. Prior to starting his professional career, Green was the starting shortstop for Team USA in the 1984 Olympic Games. Green went on to spend five seasons in the Padres organization, making his major league debut in September of 1986, two years in the Texas Rangers system and concluded his playing career after four seasons in the Cincinnati Reds organization. Green batted .222 with nine doubles and 11 RBI in 106 major league games with



the Padres, Rangers and Reds.

A Pittsburgh native, Green played four years of baseball at Oklahoma State. His father, Fred, pitched for the Pirates for parts of four seasons (1959-64) and was a member of the 1960 World Champion Pirates.

COLEMAN DUKE • ATHLETIC TRAINER



BIRTHDAY:
MARCH 12, 1997
AGE:
29
BIRTHPLACE:
SELMA, AL
RESIDES:
SALEM, AL

SEASONS IN ALTOONA:
FIRST SEASON
COACHING EXPERIENCE:
FIFTH SEASON
APPOINTED TO ALTOONA:
JANUARY 31, 2026

Coleman Duke joins the Curve for the 2026 campaign after spending last season as the Athletic Trainer at High-A Greensboro. Prior to that, Duke spent two seasons as the head Athletic Trainer in the Florida Complex League.

Duke earned his Bachelor of Science degree in Exercise Science from Berry College (GA), where he played two seasons of baseball, in 2018 and a Master of Science in Athletic Training from the University of Tennessee at Chattanooga in 2021. A native of Selma, AL, Duke has also served as an Athletic Training Intern in the Dominican Summer League in 2017, as an Assistant Athletic Trainer for Triple-A Indianapolis (2022) and with the Boston Red Sox High-A affiliate in Greenville (2021).

RYOJI EJIMA • STRENGTH & CONDITIONING COACH



BIRTHDAY:
APRIL 20, 1993
AGE:
32 (TURNS 33 ON APRIL 20)
BIRTHPLACE:
LIZUKA, FUKUOKA, JAPAN
RESIDES:
BRADENTON, FL

SEASONS IN ALTOONA:
FIRST SEASON
COACHING EXPERIENCE:
SIXTH SEASON
APPOINTED TO ALTOONA:
JANUARY 31, 2025

Ryoji Ejima returns to the Curve in 2026 for his second season, he spent 2024 as the Assistant Strength & Conditioning Coach at Triple-A Indianapolis. Ejima, born in Iizuka, Fukuoka, Japan, is in his fifth season working in the Pirates minor league system, he served as the Strength & Conditioning Coach for Greensboro in 2022 and Bradenton in 2021.

Ejima earned his bachelor's degree in Health and Sports Science, Athletic Training from Chukyo University in 2016 and a master's degree in Exercise Science, Strength and Conditioning from Appalachian State in 2021, he joined the organization after two years as a Graduate Teaching Assistant at Appalachian State University.



PERSONAL

HEIGHT/WEIGHT: 6-4/207
BIRTHPLACE: Stuart, FL
BORN: February 8, 2003
ACQUIRED: 8th Round (2024)

BATS/THROWS: Right/Right
RESIDES: Boynton Beach, FL
AGE: 23
SCHOOL: Florida State University

CAREER HIGHS

IP (START): 2.0 - 6/26/25 (FCL PIR @ FCL-TB)
IP (RELIEF): 2.0 - 7/15/25 (FCL PIR vs FCL TB)
RUNS ALLOWED: 2 - 7/22/25 (FCL PIR @ FVL BRV)

STRIKEOUTS: 3, 3x, last - 7/18/25 (FCL PIR vs FCL ORI)
WALKS: 3, 3x, last - 6/6/25 (FCL PIR vs FCL ORI)
MOST HITS: 2 - 7/1/25 (FCL PIR vs FCL TWI)

CAREER HIGHLIGHTS

CAREER TRANSACTIONS: Drafted by the Washington Nationals in the 11th round (315th overall) of the 2023 First Year Player Draft out of Indian River State College (FL) but did not sign...Drafted by the Pittsburgh Pirates in the 8th round (234th overall) of the 2024 First-Year Player Draft out of Florida State University... Signed by Pirates on July 22, 2024...

CURVE CUTS: Gavin Joseph Adams... Signed with the Pirates for a bonus of \$172,500, which was below the slot value of \$224,500 for that pick... Signed by Pirates Scout Darren Mazerowski... Underwent Tommy John surgery before making an appearance at Florida State... Has a twin brother (Gage) as well as two other siblings (Evan Schaffner and Brittany Helms)... Gage played baseball with Gavin at both State College of Florida and Indian River State College... He went on to spend a season at South Alabama and is currently a catcher for San Diego State... Gavin was named the Sun Sentinel Palm Beach County 5A-1A Player of the Year as well as team MVP as a senior at Saint John Paul II Academy (Boca Raton, FL) in 2021... He finished the season 8-3 with a 1.69 ERA and 68 strikeouts in 58 innings...Adams also played first base and hit .261 with a .769 OPS and 14 stolen bases... Looking to become the 2nd player from Saint John Paul II Academy to reach the Major Leagues, joining Gar Finnold, who made eight starts for the Red Sox in 1994... Saw fastball velocity jump in JUCO, now sits in upper-90s regularly with max velocity up to 100 mph after throwing in mid 80s out of high school... Also uses an upper-80s power slider...

2025: Made his professional debut in the Pirates organization on May 9... Pitched in 13 games with six starts, compiling 15.2 innings pitched... Began with the FCL Pirates and made 12 appearances with six starts... Went 2-0 with a 2.45 ERA in 14.2 innings with 23 walks and 20 strikeouts... Promoted to Low-A Bradenton on September 3 and tossed one scoreless inning in his lone appearance on September 4...

2024: Missed entire season (both collegiately at Florida State and post-draft with the Pirates) while rehabbing from Tommy John Surgery...

COLLEGE: Played two seasons of Junior College before transferring to Florida State...Began his collegiate career at the State College of Florida in Bradenton in 2022...Made 19 appearances and went 2-3 with a 6.04 ERA in 44.2 IP...Transferred to Indian River State College in Fort Pierce, FL in 2023... Struck out 44 batters in 26.1 innings with a 3.76 ERA...Averaged 15.04 strikeouts per 9.0 innings... Committed to Florida State University in 2024 but never pitched due to injury...

2026 CURVE

CAREER STATISTICS

YR	CLUB	W-L	ERA	G	GS	CG	SHO	SV	IP	H	R	ER	HR	BB	SO
25	2 Teams (Rk./A)	2-0	2.30	13	6	0	0	0	15.2	8	6	4	0	24	21
MiLB Totals (1 season)		2-0	2.30	13	6	0	0	0	15.2	8	6	4	0	24	21



PERSONAL

HEIGHT/WEIGHT: 6-1/242
BIRTHPLACE: Minneapolis, MN
BORN: August 3, 2003
ACQUIRED: Int'l Free Agent (2019)

BATS/THROWS: Left/Right
RESIDES: Lecheria, Venezuela
AGE: 22 (Turns 23 on August 3)
SCHOOL:

CAREER HIGHS

HITS: 4, 6/19/24 (GBO @ GVL)
RUNS: 3 - 8/10/23 (BRD @ FTM)
HOME RUNS: 1

RBI: 4, 5x, last - 5/22/24 (GBO @ ASH)
STOLEN BASES: 1
HITTING STREAK: 7 games, 4/18 - 4/28/24

CAREER HIGHLIGHTS

CAREER TRANSACTIONS: Signed by the Pittsburgh Pirates as an international free agent on August 5, 2019...

CURVE CUTS: Omar Eliezer Alfonzo... Signed with the Pirates for a bonus of \$150,000... Father Eliezer played 6 major league seasons with San Francisco, San Diego, Seattle and Colorado from 2006-11... Older brother, Eliezer, was a catcher in the Tigers minor league system and has played against Altoona with Erie, he signed with the LA Dodgers in the '26-26 off-season... Omar was born while his father was playing for the St. Paul Saints in the Northern League in 2003... Father played nearly 2000 career games between the majors, affiliated minors, independent leagues and various winter leagues... His father, Eliezer, is a second cousin of former Met Edgardo Alfonzo... Eliezer is now a coach with Leonese de Yucatan in the Mexican League... Has a close relationship with RHP Antwone Kelly, the two were signed together in 2019 and have been teammates in each season entering 2026...

2025: Entered the season as the No. 18 prospect in the Pirates minor league system according to Baseball America... Began the season with Greensboro and finished with Altoona... Finished the season 6th among PIT MiLB in HR (14), most by a catcher... Ranked 10th among all minor league catchers in HR, also ranked 16th among catchers in hits (98)... At the time of his promotion to ALT on 7/1, ranked 7th in the SAL in HR (11), 10th in OBP% (.389), 4th in BB (44) in 67G... Batted a combined .243 (98-for-404) with 18 doubles, 14 home runs, 56 RBI, 63 walks and 56 runs scored across his 116 regular-season games split between Greensboro and Altoona... Homered in back-to-back games for the Curve on July 4 and 5 at Harrisburg... Rocked a go-ahead 3-run homer on September 3 vs Richmond in an 8-7 win...

2024: Split the season between Bradenton and Greensboro, batted .252 with 17 2B, 1 3B, 13 HR, 46 RBI, 61 BB and 117 K in 110G

2026: Named to the Pirates Spring Breakout Roster... Was invited to Pirates spring training as a non-roster player... Enters the season as the No. 13 prospect in the system according to Baseball America, No. 17 according to MLB Pipeline...

CAREER STATISTICS

YR	CLUB	AVG	G	AB	R	H	2B	3B	HR	RBI	BB	SO	SB	OBP	SLG
21	DSL Pirates (Rk.)	.232	39	99	21	23	1	2	2	10	32	30	0	.429	.333
22	FCL Pirates (Rk.)	.144	33	104	9	15	3	0	1	9	17	28	0	.276	.202
23	2 Teams (Rk./A)	.275	60	171	27	47	9	1	5	42	30	46	3	.408	.427
24	2 Teams (A/A+)	.252	110	385	53	97	17	1	13	46	61	117	2	.357	.403
25	Altoona (AA)	.218	49	170	15	37	9	1	3	22	19	58	0	.302	.335
	2 Teams (A+/AA)	.243	116	404	56	98	18	1	14	56	63	137	2	.354	.396
	MiLB Totals (5 seasons)	.241	358	1163	166	280	49	4	35	163	212	363	7	.363	.380

TALLEST CURVE PLAYERS

21 of the 26 players in Curve history listed at 6-foot-6 or taller have been right-handed pitchers.

John Holdzkom, RHP (2014).....	6-9
Johnny Hellweg, RHP (2017).....	6-9
Kenn Kasperek, RHP (2013-14).....	6-8
Tyler Glasnow, RHP (2015-16).....	6-8
Oddy Nunez, LHP (2021).....	6-8
Oneil Cruz, SS (2019-21).....	6-7
Jared Hughes, RHP (2008-11, '13).....	6-7
Will Matthiessen, 1B (2022).....	6-7
Blake Stein, RHP (2004).....	6-7
Tyler Sample, RHP (2014-15).....	6-7
Duke Welker, RHP (2011-12).....	6-7

TALLEST POSITION PLAYERS BY PRIMARY POSITION

C Jacob Stallings (2012, '15).....	6-5
1B Will Matthiessen (2022).....	6-7
2B Shelby Ford (2008-11).....	6-3
3B Javier Rivas (2025).....	6-6
SS Oneil Cruz (2019).....	6-7
LF/RF Todd Dunn (1999).....	6-5
CF Gregory Polanco (2013).....	6-5

The shortest player in Curve history was infielder Andy Wilson, listed at 5-foot-6, who played seven games for the Curve in 2005. After Elvis Escobar converted from outfielder to left-handed pitcher in 2018, Escobar's 5-foot-8 measurements made him the shortest Curve pitcher on record followed by Alonso Beltran (1999), Wilson Guzman (2000) and Eliecer Navarro (2013) at 5-foot-9.



PERSONAL

HEIGHT/WEIGHT: 6-3/220
BIRTHPLACE: New Boston, TX
BORN: December 29, 1996
ACQUIRED: MiLB FA - 2025

BATS/THROWS: Right/Right
RESIDES: Texarkana, TX
AGE: 29 (Turns 30 on December 29)
SCHOOL: Dallas Baptist University

CAREER HIGHS

IP (START): 4.2 - 9/2/25 (IND @ COL)
IP (RELIEF): 4.0 - 6/28/19 (A-MRN vs A-INR)
RUNS ALLOWED: 5 - 5/31/25 (ALT vs POR)

STRIKEOUTS: 6, 2x, last 7/2/25 (GBO vs ABD)
WALKS: 3 - 7/22/22 (EVE vs TRI)
MOST HITS: 7 - 5/19/23 (EVE vs SPO)

CAREER HIGHLIGHTS

CAREER TRANSACTIONS: Drafted by the Seattle Mariners in the 33rd round (996th overall) of the 2019 First Year Player Draft out of Dallas Baptist University... Signed on June 10, 2019... Released on August 6, 2024... Signed by the Pittsburgh Pirates as a Minor League Free Agent on February 10, 2025... Re-signed with the Pirates on October 24, 2025...

CURVE CUTS: Jarod Wayne Bayless... Spent five seasons in the Mariners organization before signing with the Pirates... Attended Pleasant Grove High School in Texarkana, Texas... Attended same High School as Kansas City Royals pitcher Michael Wacha and was teammates with Boston Red Sox farmhand RHP Caleb Bolden... Has a dog, Loki, that travels with him and his wife throughout the season... Is a self-proclaimed coffee aficionado who tends to help teammates with their orders at different coffee shops...

2025: Set new career-highs in games started (12), innings pitched (77.0), hits (69), runs allowed (42), and strikeouts (77)... Began first season in Pirates organization at Greensboro... Recorded the final outs of Greensboro's 2nd combined perfect game of the season on July 13 vs. the Bowling Green Hot Rods, tossing one inning... Matched career-high with six strikeouts on July 2... Made 17 appearances with Greensboro, 11 with Altoona, and 9 with Indianapolis during the season...

2024: Pitched in 19 games with Double-A Arkansas in the Mariners organization, going 1-1 with a 4.76 ERA and two saves... Released by Seattle on August 5...

2023: Opened season with five appearances at Low-A Modesto before jumping to Triple-A Tacoma, making two appearances... Spent rest of the season back at High-A Everett... Walked just seven batters all season with four at Everett, compared to 62 total strikeouts... His seven saves were tied for fifth-most among all Mariners farmhands... His

six saves for Everett were tied for fifth most in the Northwest League... Pitched in the Arizona Fall League with Peoria, making nine appearances and striking out 12 in 7.2 innings with a 1.17 ERA...

2022: Made Triple-A debut to open season with one appearance for Tacoma... Transferred to High-A Everett for remainder of the season, making 28 appearances...

2021: Spent entire season with High-A Everett... Missed one month with a shoulder impingement from July 15 to August 18... Struck out 33 batters in 23.2 innings...

2019: Made eight appearances in Rookie ball following the draft, going 2-0 with a 0.57 ERA in 15.2 innings with one walk and 21 strikeouts... Transferred to short-season Everett and made five appearances to end season...

COLLEGE: Was named to the All-Missouri Valley Second Team as a junior at Dallas Baptist... Went 7-1 with 57 strikeouts in 48.2 innings... Also pitched at Northeast Texas Community College (Mount Pleasant, TX) in 2017 and San Jacinto College (Houston, TX) in 2016...



CAREER STATISTICS

YR	CLUB	W-L	ERA	G	GS	CG	SHO	SV	IP	H	R	ER	HR	BB	SO
19	2 Teams (Rk./A)	2-0	2.28	13	0	0	0	2	23.2	21	6	6	1	1	33
21	Everett (A+)	0-0	4.18	20	0	0	0	3	23.2	17	11	11	3	7	33
22	2 Teams (A+/AAA)	3-3	7.65	29	0	0	0	2	37.2	38	35	32	12	18	48
23	3 Teams (A+/AA/AAA)	4-3	3.14	40	0	0	0	7	48.2	34	19	17	4	7	62
24	Arkansas (AA)	1-1	4.76	19	0	0	0	2	22.2	22	15	12	3	9	16
25	Altoona (AA)	0-5	5.28	11	8	0	0	0	29.0	27	22	17	4	7	25
	3 Teams (A+/AA/AAA)	3-6	3.97	37	12	0	0	2	77.0	69	42	34	11	16	77
	MiLB Totals (6 seasons)	13-13	4.32	158	12	0	0	16	233.1	201	128	112	34	58	269



PERSONAL

HEIGHT/WEIGHT: 6-2/227
BIRTHPLACE: Shenandoah, TX
BORN: September 21, 2001
ACQUIRED: 10th Round (2024)

BATS/THROWS: Right/Right
RESIDES: Conroe, TX
AGE: 24 (Turns 25 on September 21)
SCHOOL: United States Military Academy

CAREER HIGHS

HITS: 3 - 4/18/25 (BRD @ FTM)
RUNS: 3 - 8/14/25 (GBO vs GVL)
HOME RUNS: 1, 8x, last - 8/9/25 (GBO @ ASH)

RBI: 4, 2x , last - 8/9/25 (GBO @ ASH)
STOLEN BASES: 2 - 6/28/25 (BRD @ DUN)
HITTING STREAK: 9 games, 8/3 - 8/21/25

CAREER HIGHLIGHTS

CAREER TRANSACTIONS: Drafted by the Pittsburgh Pirates in the 10th Round (294th overall) in the 2024 First Year Player Draft out of Army West Point...Signed on July 22, 2024...

CURVE CUTS: Derek Payne Berg... Attended Conroe (TX) High School where he was a two-time All-Conroe Independent School District player...Conroe also produced former Pirates outfielder Jeremy Burnitz... Attended Army West Point, where he was a three-time All-Patriot League first team selection...Signed with the Pirates for a \$172,500 signing bonus... Graduated from West Point on May 26, 2024 in front of President Joe Biden... Became the 21st West Point graduate to be selected in an MLB Draft and first since OF Jacob Hurubise was selected by Seattle in 2019... Became the third highest-selected Army player since LHP Nick Hull was taken in the 7th round by Seattle in 2007... Became the third Army player to be drafted by the Pirates, joining Chris Simmons (41st round, 2008) and Cole White (42nd round, 2008)... Became the first Army catcher to sign with an MLB organization since Jon Rosoff, who played in the Tigers organization from 2018-2023... Played at Army with his younger brother Andrew, who is a right-handed pitcher who will graduate this summer...Served as a Cadet in Company G4 and branched field artillery at Army... Currently in the inactive reserves as a specialist, plans to honor a five-year service commitment following his playing career... Learned baseball growing up attending Houston Astros games with his Dad... Began catching at age nine... Had offers from Lamar University, University of Texas Rio Grande Valley, and University of Pennsylvania in addition to Army West Point... Great Grandfather served in World War II... Has developed close relationship with Konnor Griffin since being drafted in 2024... The two were promoted together from Bradenton to Greensboro and from Greensboro to Altoona in 2025 and were roommates... Berg has helped Griffin with several "off the field life skills" such as grocery shopping, cooking breakfast, grilling steaks, and watching the Harry Potter movies... Todd Dawn Klemish of MLB.com that he purchased a grill set for Griffin as a wedding gift, and that the two would often play MLB The Show, where Berg chose to play as Griffin's character and intentionally piled up bad stats to bring him back down to Earth...

2026: Was a Non-Roster Invite to Pirates Spring Training, went 3-for-9 with a home run in six games...

2025: Began the season with Low-A Bradenton... Had a career-high three hits on 4/18 at Fort Myers... Set his career high by reaching base safely in 10 consecutive games from 5/9-28, during which he went 8-for-27 (.296) with a double, two triples, three RBI, 10 walks, two stolen bases, six runs scored and a .981 OPS... Reached base safely again in 10 straight games from 6/1-15, during which he went 8-for-31

(.258) with a double, a home run, four RBI, five walks and four runs scored... Ranked tied for ninth among all Pittsburgh minor league players with 15 walks from 5/9-6/15... Played in his final game with the Marauders on 6/29 at Dunedin... Was promoted to High-A Greensboro on 7/1... Made his Grasshoppers debut on 7/2 vs. Aberdeen... Matched his career high with four RBI on 8/9 at Asheville... Had a career-high, nine-game hitting streak from 8/3-16, during which he went 10-for-28 (.357) with three doubles, a home run, nine RBI, seven walks, two steals, eight runs and a 1.071 OPS... Was promoted to Altoona on 8/19... Went 2-for-4 with a double and a run in his Double-A debut on 8/21 vs. Reading... Also appeared in one of the Curve's three postseason games against Erie... Had four multi-hit games in nine regular season games played for the Curve... Hit a combined .230 (65-for-282) with 11 doubles, four triples, seven home runs, 37 RBI, 49 walks, 10 steals and 44 runs in 88 regular-season games split between the three teams... Ranked tied for seventh among Pirates farmhands in walks... Caught the first combined Perfect Game with Greensboro and played first base for the second...

2024: Made his professional debut with Low-A Bradenton on August 6, 2024 and collected his first hit... His first professional home run was an inside-the-park grand slam in his second career game... Made 15 appearances with the Marauders...

COLLEGE: Recognized as the Patriot League's Preseason Defensive Player of the Year in 2024 and finished the season with a .986 fielding percentage... Earned All-League First-Team honors as a senior after hitting a team-high 15 home runs and finished his season on a 28-game on-base streak... Led the team to its sixth consecutive Patriot League Tournament Championship and berth in the NCAA Regionals in 2024... Also named to All-League First-Team as a junior and a sophomore (played second base as a sophomore)... In four seasons, Berg hit .298 with 29 HR, 118 RBIs, and 196 hits in 658 at-bats...



CAREER STATISTICS

YR	CLUB	AVG	G	AB	R	H	2B	3B	HR	RBI	BB	SO	SB	OBP	SLG
24	Bradenton (A)	.122	15	49	3	6	0	0	1	5	5	20	0	.200	.184
25	Altoona (AA)	.321	9	28	5	9	2	0	2	6	10	0	0	.457	.393
	3 Teams (A/A+/AA)	.230	88	282	44	65	11	4	7	37	49	116	10	.357	.372
	MLB Totals (2 seasons)	.215	103	331	47	71	11	4	8	42	54	136	10	.335	.344

2026 CURVE



PERSONAL

HEIGHT/WEIGHT: 6-2/230
BIRTHPLACE: Pittsburgh, PA
BORN: December 28, 1999
ACQUIRED: 14th Round (2022)

BATS/THROWS: Left/Left
RESIDES: Odessa, FL
AGE: 26 (Turns 27 on December 28)
SCHOOL: University of South Carolina

CAREER HIGHS

IP (START): 2.0 - 7/8/25 (GBO vs BG)
IP (RELIEF): 3.1 - 4/19/24 (GBO vs HIC)
RUNS ALLOWED: 6 - 5/12/24 (GBO @ BG)

STRIKESOUTS: 5, 2x, last - 5/7/25 (GBO @ HCS)
WALKS: 5 - 7/28/23 (BRD @ SLU)
MOST HITS: 7 - 5/12/24 (GBO @ BG)

CAREER HIGHLIGHTS

CAREER TRANSACTIONS: Drafted by the San Francisco Giants in the 16th round (476th overall) of the 2021 First Year Player Draft but did not sign... Drafted by the Pittsburgh Pirates in the 14th round (410th overall) of the 2022 First Year Player Draft out of the University of South Carolina... Signed on August 1, 2022...

CURVE CUTS: Julian Patrick Bosnic... Was a USA Today pre-season All-American as a sophomore at Berkeley Prep (Tampa, Florida) in 2016... Hit .351 with 18 RBI and went 7-3 with a 0.93 ERA as a junior with 93 strikeouts in 52.2 innings... Was also a golfer and soccer goalie in high school... Hurt his arm in his first game of his senior year and did not pitch... Ended up undergoing Tommy John Surgery in October of his Freshman year at South Carolina... Tommy John Surgery was performed by famous Dr. Neal ElAttrache, who has treated high profile patients such as Shohei Ohtani, Clayton Kershaw, Manny Machado, Chris Sale, and many more... ElAttrache grew up in Mount Pleasant, PA with Bosnic's mother Cynthia and the two are close friends... Has significant family ties to the Southwest PA region... His parents, Brian and Cynthia, attended the University of Pittsburgh... Older Brother, Dante, played baseball at Brown University... Cousin Nick Bosnic is Laurel Highlands' all-time leading scorer in boys basketball with 1,936 points and is inducted to the Fayette County Sports Hall of Fame... He played collegiately at Maryland and Duquesne in the 90s... Cousin Mike Bosnic Jr. played football at the University of Pittsburgh... Cousin Dan Bosnic is the superintendent of Uniontown Area School District...

2025: Spent entire season with High-A Greensboro... Ranked tied for second in the South Atlantic League in appearances (42)... Matched his career-high with five strikeouts on May 7 at Hub City... Made his first professional start on July 8 vs Bowling Green, tossing two innings...

2024: Spent entire season with High-A Greensboro... Recorded longest professional outing on April 19 vs Hickory, tossing 3.1 innings...

2023: Split the season between Low-A Bradenton

and High-A Greensboro... His seven saves were tied for third-most amongst Pirates farmhands... His five saves for Bradenton were tied for 10th-most in the Florida State League...

2022: Did not pitch after being drafted (injury)...

COLLEGE: Spent four years at South Carolina, appearing in two seasons... Did not play his freshman season in 2019 due to injury and Redshirted... Was 2-0 with a 0.00 ERA and seven strikeouts in 6.2 innings in 2020 before the pandemic... Set a school record with eight-straight strikeouts in a game vs Dayton on February 21, 2021 as a redshirt sophomore... Made 22 appearances in 2021, going 4-2 with a 2.84 ERA, four saves, and 78 strikeouts in 50.2 innings pitched... Held opponents to a .133 batting average, while SEC opponents hit .127 off him... Did not pitch in 2022 due to a flexor strain surgery... Had committed to Arkansas in the transfer portal before the Pirates drafted him...



CAREER STATISTICS

YR	CLUB	W-L	ERA	G	GS	CG	SHO	SV	IP	H	R	ER	HR	BB	SO
23	2 Teams (A/A+)	4-3	4.74	36	0	0	0	7	57.0	29	34	30	5	46	76
24	Greensboro (A+)	2-3	3.03	24	0	0	0	0	38.2	36	18	13	1	28	40
25	Greensboro (A+)	6-2	3.51	42	1	0	0	0	51.1	39	21	20	4	38	58
MiLB Totals (3 seasons)		12-8	3.86	102	1	0	0	7	147.0	104	73	63	10	112	174



PERSONAL

HEIGHT/WEIGHT: 6-0/190
BIRTHPLACE: Chicago, IL
BORN: March 11, 2001
ACQUIRED: 3rd Round (2022)

BATS/THROWS: Right/Right
RESIDES: Orland Park, FL
AGE: 25
SCHOOL: Notre Dame

CAREER HIGHS

HITS: 4 - 7/4/23 (BRD @ DBT)
RUNS: 3, 4x, last - 5/4/24 (GBO vs WS)
HOME RUNS: 2 - 3x, last - 7/9/24 (GBO vs WS)

RBI: 6 - 6/6/23 (BRD vs. DUN)
STOLEN BASES: 2 - 4x, last 5/21/24 (GBO vs GVL)
HITTING STREAK: 11 games - 8/4-8/17/23

CAREER HIGHLIGHTS

CAREER TRANSACTIONS: Drafted by the Pittsburgh Pirates in the 3rd round (83rd overall) of the 2022 First-Year Player Draft out of Notre Dame... Signed June 13, 2019... Added to the Pirates 40-Man roster on November 18, 2025...

CURVE CUTS: Jack Thomas Brannigan... Was ranked No. 164 among the Top 250 draft prospects by MLB Pipeline (No. 168 by Baseball America)... Attended Marist HS (IL), same high school as former Pirate/Curve LHP Tom Gorzelanny... His father ('90), grandfather ('61) and uncle ('86) all attended Notre Dame, his father (track & field) and grandfather (baseball) competing athletically... Three times in his career at Notre Dame he successfully stole home... Was also an occasional pitcher during his collegiate career totaling a 6.94 ERA (18 ER / 23.1 IP) in his three seasons with the Irish, struck out 28 batters in 14.2 IP during his junior campaign... Had his fastball clocked at 100 mph on more than one occasion as a pitcher in college... Was drafted as an infielder, but was told by the Pirates that the door is open to working as a two-way prospect as RHP in addition to his work as a position player... Told Jason Mackey of the Pittsburgh Post-Gazette in October of 2023 at Fall League: "It's one of those things that sounds really cool, then once you start to break it down, you realize it's a lot of work to do both. They said the door is open in the future. Hopefully the hitting goes well, and maybe in the future we'll circle back to the pitching stuff"... Played mostly SS as an amateur but settled in at 3B during his freshman season at Notre Dame due to team needs... Finished his degree in Finance after the 2022 season at Notre Dame... Also told Jason Mackey of the Pittsburgh Post-Gazette that he would likely work as a Financial Advisor if he wasn't playing baseball professionally...

with 19 home runs, also ranked 9th in the organization with 24 stolen bases... His .390 on-base percentage also ranked 4th in the organization among players that played at least 87 minor league games... His .524 slugging percentage ranked 2nd among Pirates minor leaguers that played at least 87 games... Began the season with Single-A Bradenton and played in six games before hitting the injured list on April 14, returning on May 18... Bounced back from a difficult month of May (.125 batting average) and batted .284/.414/.541 with 7 2B, 7 HR and 17 RBI in 32 games before earning a promotion to High-A Greensboro... Was named the South Atlantic League's Player of the Week for the week ending August 13 after batting .370/.355/.963/1.318 with 1 2B, 5 HR and 13 RBI in the team's series at Greenville... After the season played for Salt River in the Arizona Fall League and batted .177/.290/.405 with 4 2B, 1 3B, 4 HR, 12 RBI and 4-4 SB in 23 games...

2022: Made his professional debut with the FCL Pirates and played two games before finishing the season with Single-A Bradenton...

COLLEGE: Was named to the All-ACC Academic Team in both 2021 and 2022... Played and started 56 games at third base, while also making 11 appearances (one start) on the mound in 2022 at the University of Notre Dame... Led the Fighting Irish in doubles (15) and finished second in both hits (62) and home runs (12) in 2022... Took home third-team All-American honors from Perfect Game in 2022... Hit the go-ahead home run in Notre Dame's 7-3 comeback win over #1 Tennessee on June 12, 2022, helping the program clinch its third all-time trip to the College World Series...

2025: Was a non-roster invite to Pirates Spring Training... Drew a walk and finished 0-for-4 in the Pirates Spring Breakout game... Placed on 7-Day IL on 6/14 (right shoulder) and missed the rest of the season... Owned the longest on-base streak this season by a Double-A player (.236, 4/23 - 5/20, .773 OPS) when it ended on May 20... Reached base in 50-of-59 games played... Had 3 3-hit games in 16G to begin the year, 3 in 77G last year w/ GBO... Was added to the Pirates 40-Man roster after the season... Played 42 games at SS, 14 at 3B and 1 at 2B during the season...

2024: Was a non-roster invite to Pirates Spring Training and made 16 appearances in the field... Spent the entire season at High-A Greensboro and batted .238/.344/.490 with 15 2B, 2 3B, 18 HR, 53 RBI and 12-15 SB... Had two stints on the injured list to nurse an injured shoulder... Implemented some mechanical changes to his swing that saw his strikeout rate dip from 33.5% to 26.1% and a rise in line drives and fly balls (35.2% groundball rate with Bradenton in '23 to 25.6% with Greensboro)...

2023: Named an Organizational All-Star by MiLB.com after splitting the campaign between Single-A Bradenton and High-A Greensboro... Played 47 games at 3B, 27 at SS, 11 at 2B and 5 at DH... Finished the season 4th among Pirates minor leaguers



CAREER STATISTICS

YR	CLUB	AVG	G	AB	R	H	2B	3B	HR	RBI	BB	SO	SB	OBP	SLG
22	FCL Pirates (Rk.)	.200	2	5	0	1	0	0	0	0	1	2	0	.429	.200
	Bradenton (A)	.211	26	95	14	20	3	0	3	14	15	29	6	.330	.337
	Totals (Rk./A)	.210	28	100	14	21	3	0	3	14	16	30	6	.336	.330
23	Bradenton (A)	.253	49	162	38	41	7	2	7	17	32	54	17	.398	.451
	Greensboro (A+)	.299	38	147	26	44	7	1	12	37	21	58	7	.382	.605
	Totals (A/A+)	.275	87	309	64	85	14	3	19	54	53	112	24	.390	.524
24	Greensboro (A+)	.238	77	290	61	69	15	2	18	53	40	89	12	.344	.490
25	Altoona (AA)	.225	59	204	29	46	8	2	5	30	25	62	9	.329	.358
	MiLB Totals (4 seasons)	.245	251	903	168	221	40	7	45	151	134	293	51	.356	.454



PERSONAL

HEIGHT/WEIGHT: 6-1/200
BIRTHPLACE: Tulsa, OK
BORN: November 3, 2003
ACQUIRED: 3rd Round (2025)

BATS/THROWS: Right/Right
RESIDES: Prosper, TX
AGE: 22 (Turns 23 on Nov. 3)
SCHOOL: Oklahoma

CAREER HIGHS

HITS: 1
RUNS: 1
HOME RUNS: 1

RBI: 2
STOLEN BASES: 1
HITTING STREAK: 2 games

CAREER HIGHLIGHTS

CAREER TRANSACTIONS: Drafted by the Pittsburgh Pirates in the 3rd round (82nd overall) of the 2025 First-Year Player Draft out of Oklahoma...

CURVE CUTS: Easton Brant Carmichael... Signed with the Pirates for a bonus of \$977,000... Was ranked as the No. 93 prospect in the 2025 draft by MLB Pipeline... Attended Prosper HS in Texas, same HS as former Twins and Angels OF Torii Hunter and former Texas Ranger Steele Walker... Played for Yarmouth-Dennis in the Cap Cod Baseball League in the summer of 2024, batted .299 with an .868 OPS, was named the All-Star Game MVP that summer... Majored in Finance at Oklahoma... His father, Darby, was a catcher at Oklahoma from 1992-93, his brother, Braden, pitched for the Sooners from 2021-23... Told Cadeyn McCrory of BSBwrites.com that it was a "dream come true" to suit up for the Sooners... Braden pitched two seasons in the Colorado Rockies organization and reached High-A Spokane for six appearances in 2024, he spend the 2025 season pitching for Boise in the independent Pioneer League...

2025: Joined High-A Greensboro for 14 games after signing with the Pirates and picked up six hits in 50 at-bats... Made his professional debut on August 8 at Asheville and went 2-for-4... Hit his first professional home run on August 17 against Greenville... Played in two of Greensboro's postseason games and went 1-for-4 with a double and a run scored against Brooklyn (Mets)... Caught 32% of potential base stealers behind the plate...

COLLEGE: Finished his career at Oklahoma top-10 in RBI (7th, 174) and triples (10th, 13)... Also ranked in the top-20 in home runs (11th, 30), extra-base hits (11th, 80) and hits (16th, 232)... His 17 home runs in his Junior season was the 11th-best total in a single-season in franchise history... Was named Second Team All-SEC in his final season on campus... Started all 60 games at Catcher and led the Sooners in nearly every offensive category... Also ranked int he top-10 among SEC hitters in hits (80), triples (4) and at-bats (243)... Was a First team All-Big 12 selection as a Sophomore and was named to the Big 12 All-Freshman Team in 2023...

2026: Was ranked as the No. 26 prospect in the system by Baseball America before the season...

CAREER STATISTICS

YR	CLUB	AVG	G	AB	R	H	2B	3B	HR	RBI	BB	SO	SB	OBP	SLG
25	Greensboro (A+)	.120	14	50	3	6	0	0	1	2	2	11	1	.185	.180
MiLB Totals (1 season)		.120	14	50	3	6	0	0	1	2	2	11	1	.185	.180

15-HOME RUN SEASONS

1999.....	Adam Hyzdu (24)	Jose Bautista (23)	2015.....	Stetson Allie (17)
.....	Craig Wilson (20)	Craig Stansberry (18)	2016.....	Stetson Allie (16)
.....	Garrett Long (18)	Tom Evans (15)	Eric Wood (16)
.....	Alex Hernandez (15)	2006.....	Ray Sadler (15)	2017.....	Jordan Luplow (16)
2000.....	Adam Hyzdu (31)	2007.....	Adam Boeve (17)	Edwin Espinal (15)
2002.....	Carlos Rivera (22)	2010.....	Hector Gimenez (16)	2018.....	Will Craig (20)
.....	J.J. Davis (20)	Matt Hague (15)	Logan Hill (17)
.....	Tony Alvarez (15)	2011.....	Quincy Latimore (15)	2019.....	Hunter Owen (15)
2004.....	Ray Sadler (20)	2012.....	Quincy Latimore (15)	2021.....	Mason Martin (22)
.....	Josh Bonifay (19)	2013.....	Jarek Cunningham (19)	2022.....	Aaron Shackelford (26)
.....	Brad Eldred (17)	Alex Dickerson (17)	Andres Alvarez (20)
.....	Ronny Paulino (15)	2014.....	Stetson Allie (21)	2023.....	Matt Gorski (17)
.....	Yurendell De Caster (15)	Willy Garcia (18)	Mason Martin (16)
2005.....	Josh Bonifay (25)	Keon Broxton (15)	2025.....	Nick Cimillo (20)



PERSONAL

HEIGHT/WEIGHT: 5-10/182
BIRTHPLACE: Coro, Venezuela
BORN: July 12, 2003
ACQUIRED: Int'l FA (2019)

BATS/THROWS: Right/Right
RESIDES: Buford, GA
AGE: 22 (Turns 23 on July 12)
SCHOOL:

CAREER HIGHS

HITS: 4 - 3x, last - 5/25/25 (GBO @ ASH)
RUNS: 3 - 7/11/22 (FCL-P vs FCL-BRV)
HOME RUNS: 1

RBI: 4 - 8/9/25 (GBO @ ASH)
STOLEN BASES: 2, several times
HITTING STREAK: 7 games, 4/4 - 4/13/25

CAREER HIGHLIGHTS

CAREER TRANSACTIONS: Signed by the Pirates as an International Free Agent on July 16, 2019...

CURVE CUTS: Jesus Alejandro Castillo... Signed by Pirates scout Saul Torres... Ranked 4th among minor league players in 2023 in walks (102), led Pirates farmhands in walks and stolen bases (39), which was one of the top marks in the Florida State League (4th)... Was a switch hitter for the first few seasons of his professional career, is a full-time right-handed hitter entering 2026... Was signed as a SS, but has suited up at all 4 infield positions in his career... Has been teammates for INF Javier Rivas at some point or another in each season of his professional career...

2026: Suited up for Team Columbia in an exhibition warm up against the Pirates on March 3, went 1-for-2 with an RBI 2B...

2025: Spent the majority of the season with High-A Greensboro, also played in four games for Triple-A Indianapolis... Picked up a hit in 11-of-13 games to begin the season, including each of the first seven games of his season... Went 10-for-18 in five games at Rome from June 10-15, also drew four walks and went 2-3 SB... Went 3-for-6 with 2 2B and 4 RBI on August 9 at Asheville... Went 0-for-6 with a walk in two postseason games with Greensboro... Filled in at Triple-A Indianapolis in the final week of the regular season and went 2-for-13 in 4 games...

2024: Returned to Bradenton and batted .141 in 25 games before missing the rest of the season with injury...

2023: Spent the entire season with Single-A Bradenton where he drew 102 walks and stole 39 bases... Ranked 4th among all minor league players in walks... Led PIT MiLB in SB (39) and was 4th in the Florida State League with a .387 on-base percentage...

CAREER STATISTICS

YR	CLUB	AVG	G	AB	R	H	2B	3B	HR	RBI	BB	SO	SB	OBP	SLG
21	DSL Pirates (Rk.)	.245	49	147	24	36	2	1	0	12	17	30	15	.341	.272
22	FCL Pirates (Rk.)	.352	42	128	23	45	4	0	0	21	17	18	9	.439	.383
23	Bradenton (A)	.209	118	383	60	80	9	2	1	41	102	95	39	.387	.251
24	Bradenton (A)	.141	25	85	10	12	2	0	0	3	22	26	10	.330	.165
25	2 Teams (A+/AAA)	.238	110	361	47	86	10	0	2	28	37	90	13	.322	.283
MiLB Totals (3 seasons)		.235	344	1104	164	259	27	3	3	105	195	259	86	.362	.273

TRIPLE PLAY BASEBALL

The Curve have turned **three** triple plays in franchise history, most recently in 2024.

On July 24, 2024, Charles McAdoo began a 5-4-3 triple play with an around-the-horn turn at third base at Erie. In 2010, Chase d'Arnaud caught a line drive off the bat of John Drennen, stepped on second and threw to first to get an innings worth of work complete in a matter of moments. The first triple play came against Harrisburg on May 2, 2001, a 2-6-4 groundout, J.R. House to Shaun Skrehot to Chris Peterson.



PERSONAL

HEIGHT/WEIGHT: 6-4/281
BIRTHPLACE: Baguanos, Cuba
BORN: September 23, 1998
ACQUIRED: Non-Drafted Free Agent (2023)
BATS/THROWS: Right/Right
RESIDES: Santo Domingo Centro, Dominican Republic
AGE: 27 (Turns 28 on September 23)
SCHOOL: N/A

CAREER HIGHS

IP (START): 4.0, 3x, last - 8/28/24 (ALT vs. NH) **STRIKEOUTS:** 6, - 8/5/25 (ALT vs. HFD)
IP (RELIEF): 4.0 - 8/22/24 (ALT @ RIC) **WALKS:** 4, - 8/10/25 (ALT vs. HFD)
RUNS ALLOWED: 4, 3x, last - 9/3/24 (ALT @ HFD) **MOST HITS:** 6, 3x, last - 8/22/25 (ALT vs REA)

CAREER HIGHLIGHTS

CAREER TRANSACTIONS: Signed by the Pittsburgh Pirates to a Minor League deal as a non-drafted free agent on December 15, 2023 by Pirates scout Jesus Lantigua...

CURVE CUTS: Emmanuel Chapman... Signed with the Pirates on 12/15/2023 after defecting from Cuba in April of 2023... Participated in a showcase for MLB teams in August... Established residency in Santo Domingo Centro in the Dominican Republic before signing with the Pirates for a bonus of \$200,000 according to Francys Romero... Does not bear a familial relation to former Pirates LHP Arldis Chapman...

2026: Suited up for Team Cuba in the WBC...

2025: Spent the entire season with Altoona, finished the season 4th on the team in IP (72.2) and 3rd in strikeouts (72)... Struck out a career-high 6 batters on 8/5 vs Hartford... Started a bullpen game five times throughout the season, the Curve held a 4-1 record in games he started... Tossed a career-high 5.0 IP (1 R) on September 10 and earned the win, retired 11 straight batters after HBP in first inning... Pitched 2.0 innings in Game Two of the Southwest Division Series at Erie and allowed 1 H, 1 R, 1 BB and 4 K...

2024: Finished the season T-8th on the Curve in Games Started (7), recorded a 3.28 ERA as a starting pitcher... Ranked third on the team in ERA (3.57, min. 50.0 IP)... Pitched 1.0 IP+ in 19-of-24 outings with Altoona, including 14 appearances that lasted 3.0 IP... Assigned to Greensboro to begin the season... Went 2-0 with a 3.00 ERA (6 ER/18.0 IP) in 12 outings with the Grasshoppers... Struck out 23, walked just 6 and allowed just 12 hits (1.00 WHIP)... Threw 1.0+ IP in 9-of-12 outings, going 2.0 IP 3x... Transferred to ALT on 5/28... Fired 3.0 scoreless innings on 6/19 @ BOW... Stranded the bases loaded when entering with 1 out in the 6th on 6/28 vs Akron, set down 8 straight hitters with 5 K's... Was unscored upon in 4 straight outings (June 15 - June 28): 1-0, 0.00 ERA, 7.0 IP, 3 H, 0 R, 0 BB, 8

K... Started a bullpen game on 7/2 @ HBG, his first start in the affiliated minors, allowed 2 R on 5 H, 2 BB, 1 K in a season-long 4.0 IP... Tossed 3.1 scoreless innings on 7/14 vs BOW to carry the load of a bullpen day win, 5-3... Fired 3.1 scoreless innings again on 7/24 at Erie... Tossed 4.0 innings to start a bullpen day on 8/1 vs. RIC... Last 20 apps of the season (6/18 - 9/12): 2-2, 2.73 ERA (17 ER / 56.0 IP), 1.09 WHIP, 24 BB, 53 K... Tossed 14.0 consecutive hitless innings from July 28-August 18... Held opponents to a .103 BAA in the month of August... Was on the mound on 7/24 at Erie when the Curve turned a triple play for the third time in franchise history... With runners on first and second after a walk by and an error committed by Charles McAdoo, Erie's Julio Rodriguez hit a hard ground ball to third where McAdoo picked it up, touched third base and then threw to second where Kervin Pichardo made the quick turn for the triple play...



CAREER STATISTICS

YR	CLUB	W-L	ERA	G	GS	CG	SHO	SV	IP	H	R	ER	HR	BB	SO
24	Greensboro (A+)	2-0	3.00	12	0	0	0	0	18.0	12	6	6	3	6	23
	Altoona (AA)	2-2	3.57	24	7	0	0	0	63.0	47	27	25	3	26	57
	2024 Totals (A+/AA)	4-2	3.44	36	7	0	0	0	81.0	59	33	31	6	32	80
25	Altoona (AA)	7-2	3.72	32	5	0	0	0	72.2	56	34	30	2	41	72
	MiLB Totals (2 seasons)	11-4	3.57	68	12	0	0	0	153.2	115	67	61	8	73	152



PERSONAL

HEIGHT/WEIGHT: 6-2/187
BIRTHPLACE: Taoyuan City, Taiwan
BORN: October 2, 2001
ACQUIRED: Int'l Free Agent (2020)

BATS/THROWS: Left/Right
RESIDES: Taipei City, China
AGE: 23 (Turns 24 on October 2)
SCHOOL: National Taiwan Sport University

CAREER HIGHS

IP (START): 8.0 - 6/7/24 (ALT @ RIC)
IP (RELIEF): 5.0 - 5/30/23 (GBO @ WS)
RUNS ALLOWED: 9 - 7/8/25 (ALT @ BIN)

STRIKEOUTS: 12 - 8/9/23 (GBO @ GVL)
WALKS: 5, 3x, last - 5/5/23 (BRD @ WS)
MOST HITS: 11 - 7/8/25 (ALT @ BIN)

CAREER HIGHLIGHTS

CAREER TRANSACTIONS: Signed by the Pirates as an International Free Agent on October 7, 2020...

CURVE CUTS: Po-Yu Chen... Was a member of the 2019 U-18 World-champion Taiwanese national team, where he started two games against Panama and Korea during the tournament; also earned a save in the gold medal game against the United States... Was rated as the 22nd-best international prospect for the 2019-20 signing period according to Fangraphs... Signed for \$1,250,000, one of the largest amounts in the 2019-20 International signing class for the Pirates... Pittsburgh was able to secure his services after trading for International Bonus Pool money in deals that sent Domingo Robles to St. Louis and Jarrod Dyson to the Chicago White Sox... Would be just the 12th pitcher from Taiwan to reach the major leagues... His father Ping-Nan Chen played professionally in the Chinese Professional Baseball League... Attended the National Taiwan Sport University, same preparatory school that former Curve C Jin-De Jhang, former Richmond Flying Squirrel RHP Kai-Wei Teng and Orioles/Marlins LHP Wei-Yin Chen attended... Grew up approximately 10 minutes away from INF Hao-Yu Lee (DET/PHI) and played with and against him many times growing up, the two first faced each other in 2023 in the South Atlantic League when Lee was playing for Jersey Shore (Phillies, A+)...

2026: Suited up for Chinese Taipei in the World Baseball Classic, allowing two runs on one hit in one inning of relief...Took the loss in the first game of the tournament against Australia after allowing a two-run home run to Robbie Perkins...

2025: Assigned to Altoona to begin the season and spent the majority of the season with the Curve... Made his Triple-A debut on 5/26 at Nashville as a fill-in in the rotation for Braxton Ashcraft, tossed 5.0 scoreless frames and earned the win... Allowed a career-high 3 HR on 6/1 vs Portland... Allowed career-high 9 runs and 11 hits on 7/8 at Binghamton, was shortened into a hybrid role and threw 3.0+ in just one of final 9-of-10 outings w/ ALT... Finished the season with career-worst marks in ERA (5.11) and walks (54 in 112.2 IP)...

2024: Made every turn in the Altoona rotation, finishing the season 7th in Eastern League in ERA (4.03), and Innings Pitched (134.0)... Tied for the lead among PIT MiLB with 25 starts (Wilber Dotel, GBO), also ranked 1st in IP (134.0), 7th in Strikeouts (96)... Named to Altoona's Opening Day roster for his Double-A debut... Changed number from #35 to #45 on 4/25... Completed 5.0 IP for the first time on 5/3 at HBG... Faced fellow Taiwanese prospect Hao-Yu Lee on 5/21 @ Erie (Lee lined into DP in 1st and homered in 3rd), did so again on 5/26 (struck him out looking and walked)... Pitched opposite fellow Taiwanese pitching prospect CJ Liu on 6/1 vs. Portland... Earned his first Double-A win with a career-long 8.0 innings, struck out a season-high 9 batters, on 6/7 @ Richmond... Finished 7.0 innings for the 7th time in his career on 6/29 vs. Akron... Fired 7.0 innings in 3 straight starts 6/29 - 7/11... May 25 - August 1: 4-3, 2.43 ERA (23 ER / 74.0 IP), in 126/11 starts, 1.08 WHIP, 60 strikeouts, dropped season ERA

from 5.72 to 3.62...

2023: Spent the entire season with High-A Greensboro... Finished the season fourth among Pirates minor leaguers in IP (119.2), also ranked fifth in strikeouts (124)... Led the South Atlantic League in games started (24) which was also fifth among Pirates minor leaguers... Also ranked third in the South Atlantic League in ERA (4.44) and innings pitched, tied for fifth in WHIP (1.28)... Began the season in the Grasshoppers rotation and recorded a 7.91 ERA (17 ER / 19.1 IP) in his first five starts before ripping off 12 straight outings lasting at least 5.0 innings from May 11 - July 24, recording a 4-3 record with a 3.06 ERA (24 ER / 70.2 IP) with 68 strikeouts and just 23 walks... Completed at least 6.0 innings in seven outings on the season, matching his career-long outing 7.0 innings three times... Struck out a career-high 12 batters in 4.2 IP on 8/9 at Greenville... Picked 4.0 innings or fewer in his final five outings of the season to manage his innings total for the season...

2022: Spent the entire season in the rotation for Single-A Bradenton... Ranked second in the Florida State League in starts and third in innings pitched... Took home Florida State League Pitcher-of-the-Week honors for the weeks of 6/27 to 7/3, 7/11-17 and 7/25-31... Recorded a 2.39 ERA in five starts in the month of July, picked up 25 strikeouts in 26.1 IP...

2021: Ranked first in the Florida Complex League and seventh among all qualified pitchers at the rookie ball level in MiLB with an 0.69 ERA at the time he was promoted to Bradenton on 8/25... Did not allow a walk to each of the first 107 batters faced to begin his career before issuing his first free pass in the third inning of his 8/29 start at Fort Myers while pitching for Bradenton...



CAREER STATISTICS

YR	CLUB	W-L	ERA	G	GS	CG	SHO	SV	IP	H	R	ER	HR	BB	SO
21	FCL Pirates (Rk.)	2-0	0.69	6	6	0	0	0	26.0	18	3	3	0	0	29
	Bradenton (A)	1-1	5.63	4	4	0	0	0	16.0	15	12	10	2	12	15
	2021 Totals (Rk./A)	3-1	2.57	10	10	0	0	0	42.0	33	15	12	2	12	44
22	Bradenton (A)	4-8	4.58	22	22	0	0	0	98.1	88	54	50	8	36	103
23	Greensboro (A+)	5-8	4.44	25	24	0	0	0	119.2	122	65	59	21	43	124
24	Altoona (AA)	4-10	4.03	27	25	0	0	0	134.0	130	68	60	12	43	96
25	2 Teams (AA/AAA)	6-11	5.38	29	26	0	0	0	112.2	118	67	64	11	54	97
	MiLB Totals (5 seasons)	22-38	4.35	113	107	0	0	0	506.2	491	269	245	54	188	464



PERSONAL

HEIGHT/WEIGHT: 6-5/210
BIRTHPLACE: Beaumont, TX
BORN: May 9, 2002
ACQUIRED: 12th Round (2023)

BATS/THROWS: Right/Right
RESIDES: Groves, TX
AGE: 23 (turns 24 on May 9)
SCHOOL: Arizona State

CAREER HIGHS

IP (START): 6.1 - 9/3/25 (GBO @ HV)
RUNS ALLOWED: 7 - 2x, last - 4/18/25 (GBO vs JS)
STRIKEOUTS: 10 - 7/4/25 (GBO @ ABD)

WALKS: 6, 4/28/24 (BRD @ CLR)
MOST HITS: 10 - 4/30/25 (GBO vs WS)

CAREER HIGHLIGHTS

CAREER TRANSACTIONS: Drafted by the Arizona Diamondbacks in the 12th round (347th overall) of the 2023 First-Year Player Draft out of Arizona State... Signed on July 20, 2023...

CURVE CUTS: Khristian Curtis... Signed with the Pirates for a bonus of \$497,500... Born in Beaumont, TX, attended Port Neches-Groves HS... Spent two seasons at Texas A&M and one season with ASU... As a Freshman at Texas A&M underwent a nerve transposition surgery, returned to the mound for 5 games with the Aggies as a sophomore before undergoing a second surgery, per Jonathan Mayo of MLB Pipeline: It turned out that stitches remaining from the first surgery were on his nerve, so every pitch he threw, the nerve was being further frayed. Curtis was likely just a small number of throws away from doing irreparable damage to his arm. The second surgery took five-and-a-half hours, and at one point, members of the medical team told Curtis' parents the nerve damage was so severe that not only might he not pitch again, he might not have full use of his arm... Features a deep arsenal of pitches including a fastball, cutter, slider, curveball, and change-up with prototypical size for a starting pitcher...

2026: Was a non-roster invitee to Pirates Spring Training... Entered the season as the No. 15 prospect in the Pirates system according to Baseball America... Tossed 2.0 innings in the Pirates Spring Breakout game against Detroit, allowing 2 runs, 1 earned, with 3 strikeouts...

2025: Spent the majority of the season Greensboro and joined Altoona after their elimination in the post-season... Finished the season 3rd among PIT MiLB in K (119), 5th in IP (110.2)... Ranked 1st in the South Atlantic League in starts (26), 4th in strikeouts (116) and 4th in BAA (.222) at the time of his promotion to Altoona... Was named the SAL Pitcher of the Week on July 7 after tossing 6 perfect innings with 10 strikeouts against Aberdeen to start a combined Perfect Game, the first of two thrown by Greensboro in July... Went 4-0 with a 2.49 ERA in 5 starts in July... Tossed 6.1 scoreless innings with 7 K's in final regular season start... Took the loss in Game 1 of SAL Division Series: 6.0 IP, 3 H, 2 R, 4 BB, 6 K (2 WP) on 88 pitches, 51

strikes... Tossed 2.0 scoreless innings in his Double-A debut on September 14 (3 K, no baserunners)... Threw 2.0 hitless innings in G2 of SWDS for Altoona at Erie...

2024: Made his professional debut with Bradenton and went 2-3 with a 4.06 ERA in 18 games, 16 starts... Missed time with a hamstring injury... After the season pitched for the Scottsdale Scorpions in the Arizona Fall League...



CAREER STATISTICS

YR	CLUB	W-L	ERA	G	GS	CG	SHO	SV	IP	H	R	ER	HR	BB	SO
24	Bradenton (A)	2-3	4.06	18	16	1	0	1	75.1	62	41	34	10	39	81
25	Altoona (AA)	0-0	0.00	1	0	0	0	0	2.0	0	0	0	0	0	3
	2 Teams (A+ /AA)	8-5	3.98	27	26	0	0	0	110.2	91	59	48	12	46	119
	MiLB Totals (2 seasons)	10-8	3.97	45	42	1	0	1	186.0	153	100	82	22	85	200



PERSONAL

HEIGHT/WEIGHT: 6-2/207
BIRTHPLACE: Guerra, Dominican Republic
BORN: February 17, 2005
ACQUIRED: Int'l FA - 2022

BATS/THROWS: Right/Right
RESIDES: Santo Domingo Este, Dominican Republic
AGE: 21
SCHOOL: N/A

CAREER HIGHS

HITS: 4 - 7/4/25 (BRD @ FTM)
RUNS: 3, 5x, last - 7/25/24 (F-PIR @ F-BRV)
HOME RUNS: 1, 20x, last - 8/30/25 (BRD @ TAM)

RBI: 4, 2x, last - 7/18/25 (BRD @ JUP)
STOLEN BASES: 4 - 5/27/24 (F-PIR @ F-TWI)
HITTING STREAK: 17 games, 5/9 - 5/31/24

CAREER HIGHLIGHTS

CAREER TRANSACTIONS: Signed by the Pittsburgh Pirates as a non-drafted free agent on January 15, 2022...

CURVE CUTS: Yordany De Los Santos... Signed by Pirates scout Daurys Nin... Signed with the Pirates in the 2022 International Free Agent class for \$1.2 million... Signed the largest bonus in a class that also included Tony Blanco Jr., Axiel Plaz, and Hung-Leng Chang... Younger brother Johan De Los Santos was the Pirates top International Free Agent signing in 2025 at \$2.25 million, played for Pirates Black in the Dominican Summer league last year...

2026: Enters the season rated by MLB Pipeline as the Pirates' No. 21 prospect... Named to Pirates Spring Breakout roster, playing four innings at 2nd base and finishing 0-for-1...

2025: Entered the season rated by Baseball America as the Pirates' No. 22 prospect... Spent the majority of the season with Low-A Bradenton, appearing in 116 games with two games played for High-A Greensboro... Struck out in all three plate appearances in two games at Greensboro... Was the first time in professional career playing over 100 games in a season... Led the Florida State League in hits (115), ranked 2nd in extra-base hits (40), doubles (27), total bases (179), and stolen bases (51)... Ranked second amongst Pirates farmhands in stolen bases, trailing only Konnor Griffin... Set career-highs in nearly every offensive statistical category... Made 65 starts at shortstop for Bradenton with a .967 fielding percentage... Also made 26 starts at 2B and 17 at 3B for Bradenton...

2024: Split the season between the Florida Complex League and Low-A Bradenton... Began season in Florida Complex League for second-straight year before earning promotion to Bradenton on July 31... Was named a Florida Complex League post-season All-Star and the Florida Complex League's Player of the Month in May... Hit .406 (28-for-69) with 28 hits, five doubles, two home runs, and 13 stolen bases in May... Recorded a career-long 17-game hitting streak from May 9 - May 31... Ranked among

all Pirates farmhands in steals (34, second) and triples (4, tied for seventh)... Also led the Florida Complex League in hits and ranked among league leaders in triples (tied for second), total bases (97, tied for second), average (third), RBI (fifth), steals (tied for sixth), slugging (eighth), OPS (.912, eighth) and runs (tied for 10th)... Hit .344 with eight doubles, four triples, five home runs, 34 RBI, and 24 stolen bases in 57 games in the FCL... Hit .417 (5-for-12) in three playoff games in the FCL... Played 25 games for Bradenton, hitting .195 with 17 hits in 87 at-bats, but significantly cut back strikeouts with only 22... Entered the season rated by MLB Pipeline as the Pirates' No. 17 prospect...

2023: Entered the season rated by MLB Pipeline as the Pirates' No. 29 prospect... Began season in Florida Complex League, hitting .318 in 17 games with 21 hits and 13 stolen bases before earning promotion to Low-A Bradenton on July 4 at just 18-years-old... Struggled with Marauders, hitting .184 in 38 games and striking out 60 times in 125 at-bats with only 23 hits...

2022: Was rated by MLB Pipeline as the international signing period's No. 12 prospect... Played in 59 games in the Dominican Summer League for Pirates Gold at just 17-years-old...



CAREER STATISTICS

YR	CLUB	AVG	G	AB	R	H	2B	3B	HR	RBI	BB	SO	SB	OBP	SLG
22	DSL Pirates (Rk.)	.258	59	190	35	49	15	1	1	38	32	45	14	.372	.363
23	2 Teams (Rk./A)	.230	55	191	37	44	10	1	2	25	29	71	22	.348	.325
24	2 Teams (Rk./A)	.297	82	279	45	83	11	4	6	43	30	61	34	.373	.430
25	2 Teams (A/A+)	.248	118	464	62	115	27	2	11	54	40	140	51	.309	.386
MLB Totals (4 seasons)		.259	314	1124	179	291	63	8	20	160	131	317	121	.343	.383

2026 CURVE



PERSONAL

HEIGHT/WEIGHT: 5-10/165
BIRTHPLACE: Guarenas, Venezuela
BORN: January 5, 2004
ACQUIRED: Trade (2024)

BATS/THROWS: Switch/Right
RESIDES: Guarenas, Venezuela
AGE: 22
SCHOOL: N/A

CAREER HIGHS

HITS: 4, 5/21/25 (GBO @ ASH)
RUNS: 3, 5/21/25 (GBO @ ASH)
HOME RUNS: 3, 5/21/25 (GBO @ ASH)

RBI: 4, 5/21/25 (GBO @ ASH)
STOLEN BASES: 4, 7/16/22 (DSL NYY @ DSL CLB)
HITTING STREAK: 10 games, 7/14 - 7/29/23

CAREER HIGHLIGHTS

CAREER TRANSACTIONS: Signed by the New York Yankees as an International Free Agent on May 6, 2021... Traded by the Yankees to the Pirates as the player to be named later in exchange for RHP JT Brubaker on April 30, 2024...

CURVE CUTS: Keiner Johan Delgado... Signed with the Yankees for a bonus of \$100,000... Was named an DSL mid-season and post-season All-Star with the Yankees in 2022, also was an MiLB.com Organizaion All-Star... Was named an FCL post-season All-Star in 2023 and was fourth in the Yankees system in stolen bases... Played for Caracas in the Venezuelan Winter League in the 2023-24 off-season...

2026: Named to the Pirates Spring Breakout roster...

2025: Spent the entire season with High-A Greensboro... Ranked fifth among Pirates minor leaguers in games

played... Also ranked tied for seventh in the South Atlantic League in home runs, tied for eighth in RBI, second in OBP, ninth in slugging, fourth in OPS (.759) and hits, and third in total bases (165) and runs scored... His 14 home runs were a career-high and were 3rd-most among Grasshoppers... Was second on the team in RBI (59) and SB (24), led the team in hits (103)... Posed an .833 OPS batting left-handed, .431 right-handed... Played 61 games at 2B, 40 at 3B, 10 at SS and 9 as DH for Greensboro...

2024: Entered the season rated by Baseball America as the Yankees' No. 22 prospect... Acquired by the Pirates as the player to be named later for JT Brubaker on April 30... Played one game in the FCL and then spent the rest of the season with Bradenton... His 27 stolen bases were third-most among all Pirates farmhands... His 25 stolen bases for Bradenton were tied for 10th-most in the Florida State League...

CAREER STATISTICS

YR	CLUB	AVG	G	AB	R	H	2B	3B	HR	RBI	BB	SO	SB	OBP	SLG
22	DSL Yankees (Rk.)	.310	52	168	50	52	16	4	3	28	58	28	34	.504	.506
23	FCL Yankees (Rk.)	.293	49	198	54	58	12	1	8	31	36	31	36	.414	.485
24	2 Teams (Rk./A)	.234	90	342	46	80	11	2	9	33	22	83	27	.319	.357
25	Greensboro (A+)	.243	120	424	74	103	18	1	14	59	73	112	24	.370	.389
MiLB Totals (4 seasons)		.259	311	1132	224	293	57	8	34	151	200	254	121	.387	.413

PITTSBURGH PIRATES MINOR LEAGUE CHAMPIONSHIPS

YEAR TEAM	CLASS	LEAGUE	YEAR TEAM	CLASS	LEAGUE
1930 Wichita Aviators	A	Western League	1961 Asheville Tourists	A	South Atlantic League
1932 Tulsa Oilers	A	Western League	Hobbs Pirates	D	Sophomore League
1936 Scranton Miners	A	New York-Penn League	1962 Kinston Eagles	B	Carolina League
Jeannette Jays	D	Pennsylvania State Association	1965 Salem Rebels	Rk.	Appalachian League
1937 Savannah Indians	B	South Atlantic League	1969 York Pirates	AA	Eastern League
1938 Portsmouth Pirates	C	Middle Atlantic League	1970 Waterbury Pirates	AA	Eastern League
Carthage Pirates	D	Arkansas-Missouri League	1972 Salem Pirates	A	Carolina League
1939 Carthage Pirates	D	Arkansas-Missouri League	Niagara Falls Pirates	A-	New York-Penn League
1940 Ft. Lauderdale Tarpons	D	Florida East Coast League	1974 Theford Mines Pirates	AA	Eastern League
1941 Harrisburg Senators	B	Interstate League	Salem Pirates	A	Carolina League
1945 Albany Senators	A	Eastern League	1982 Alexandria Dukes	A	Carolina League
1946 Anniston Rams	B	Southeast League	1987 Harrisburg Senators	AA	Eastern League
Tallahsee Indians	D	Georgia-Alabama League	Salem Buccaneers	A	Carolina League
1948 Santa Rosa Pirates	D	Far West League	1990 DSL Pirates	F-Rk.	Dominican Summer League
1949 Indianapolis Indians	AAA	American Association	1995 Carolina Mudcats	AA	Southern League
Waco Pirates	B	Big State League	Augusta GreenJackets	A	South Atlantic League
Davenport Pirates	B	Illinois-Indiana-Iowa League	1997 Lynchburg Hillcats	A+	Carolina League
1950 Modesto Reds	C	California League	2001 Williamsport Crosscutters A	A	New York-Penn League
Hutchinson Elks	C	Western Association	2002 Lynchburg Hillcats	A+	Carolina League
Tallahsee Pirates	D	Georgia-Florida League	Hickory Crawdads	A	South Atlantic League
Mayfield Clothiers	D	Kentucky-Illinois-Tennessee League	2003 Williamsport Crosscutters A	A	New York-Penn League
1952 Denver Bears	A	Western League	San Pedro Pirates	F-Rk.	Dominican Summer League
1953 Hutchinson Elks	C	Western Association	2004 Hickory Crawdads	A	South Atlantic League
1954 Waco Pirates	B	Big State League	2008 VSL Pirates	F-Rk.	Venezuelan Summer League
Brunswick Pirates	D	Georgia-Florida League	2009 Lynchburg Hillcats	A+	Carolina League
1955 Brunswick Pirates	D	Georgia-Florida League	2010 Altoona Curve	AA	Eastern League
1956 Lincoln Chiefs	A	Western League	VSL Pirates	F-Rk.	Venezuelan Summer League
1957 Lincoln Chiefs	A	Western League	GCL Pirates	Rk.	Gulf Coast League
1958 Douglas Copper Kings	C	Arizona-Mexico League	DSL Pirates 1	F-Rk.	Dominican Summer League
1959 Salt Lake City Bees	AAA	Pacific Coast League	2015 West Virginia Black Bears	A-	New York-Penn League
Columbus/Gastonia Pirates A	A	South Atlantic League	2016 Bradenton Marauders	A+	Florida State League
Wilson Tobs	B	Carolina League	2017 Altoona Curve	AA	Eastern League
1960 Savannah Pirates	A	South Atlantic League	2021 Bradenton Marauders	A	Low-A Southeast League
1960 Hobbs Pirates	D	Sophomore League			



PERSONAL

HEIGHT/WEIGHT: 6-2/205
BIRTHPLACE: La Jolla, California
BORN: January 4, 2001
ACQUIRED: 6th Round (2022)

BATS/THROWS: Right/Right
RESIDES: Oxford, Mississippi
AGE: 25
SCHOOL: University of Mississippi

CAREER HIGHS

IP (START): 7.2 - 8/23/23 (GBO @ ROM)
IP (RELIEF): 6.0 - 5/27/23 (BRD vs. JUP)
RUNS ALLOWED: 8 - 9/9/23 (GBO @ BG)

STRIKEOUTS: 9 - 8/11/23 (GBO @ GVL)
WALKS: 3, 4x, last - 4/24/25 (ALT @ CHE)
MOST HITS: 9 - 9/9/23 (GBO @ BG)

CAREER HIGHLIGHTS

CAREER TRANSACTIONS: Drafted by the Arizona Diamondbacks in the 40th round of the 2019 First-Year Player Draft but did not sign... Drafted by the Pittsburgh Pirates in the 6th round (170th overall) of the 2022 First-Year Player Draft out of the University of Mississippi... Signed on July 26, 2022 for \$311,600...

CURVE CUTS: Derek Matthew Diamond... Signed by Pirates scout Derek Mazerowski... Was named a 2018 Under Armour All-American and was a three-year letterwinner at Ramona (CA) High School, the same school that produced former Curve pitcher Beau Sulser... Was ranked by Perfect Game as the No. 37 player in the Top 100 National rankings in 2019 and was named to the All-Region First Team in California... Had put his name in the transfer portal following the 2022 National Championship run with Ole Miss before he was drafted by the Pirates... Told Alex Stumpf of DKPittsburgh Sports that an old school approach allowing him to add a curveball helped him turn a corner with Bradenton in 2023... Says that he was not allowed to throw the pitch at Ole Miss, but Marauders pitching coach Matt Ford helped him to "become an artist" by moving pitches around and changing speeds... Pitched collegiately with Cleveland Guardians 2021 second round draft pick LHP Doug Nikhazy, who pitched against Altoona with the Akron RubberDucks... Was also teammates with Chicago White Sox 2023 first round pick SS Jacob Gonzalez... Became a barber during the COVID-19 pandemic and gave his teammates haircuts during the season...

2025: Assigned to Altoona to begin the season... Allowed 16 runs in 6.1 innings before placement on IL on May 1 with a right shoulder injury... Returned to the mound on rehab on August 19 with Bradenton, making 4 appearances... Returned to Altoona on September 4... Allowed 2+ runs in 5-of-9 outings with Altoona... Pitched in Arizona Fall League with Salt River, making nine appearances and allowing 14 runs in 13.2 innings...

2024: Spent the season swinging between the bullpen and rotation with High-A Greensboro... Moved into the Grasshoppers rotation full-time after May 22... Finished the season strong going 0-3 with a 3.86 ERA in six starts in the month of August... Tossed at least 5.0 IP in 11 of 23 outings... After the season, played

for the Scottsdale Scorpions and was named an AFL Fall Star and went 0-0 with a 2.45 ERA in 7 games, 1 start, struck out 12 batters in 11.0 IP, recording a 0.818 WHIP...

2023: Was honored by the Pirates as a member of the Community Commitment Program awarded to Pirates Minor Leaguers who participate most often in community engagements with their minor league affiliates... Finished T-2nd in PIT MiLB with 10 wins on the season... Finished fifth in the Florida State league with eight wins while also moving up to Greensboro in late July... At the time of his promotion to Greensboro, Diamond's 3.98 ERA was the fourth-lowest among all Florida State League pitchers... Began the season with 15 appearances and 12 starts with the Bradenton Marauders... Was called up to High-A Greensboro on July 25 and made nine starts to end the season...

2022: Assigned to the FCL Pirates after signing on July 26, exactly one month after winning the College World Series with Ole Miss... Made four appearances, tossing a combined 4.0 scoreless innings with one walk and four strikeouts...

COLLEGE: Was a three-year letter winner for Ole Miss, pitching from 2020 - 2022... Went 4-4 with a 6.89 ERA (65.1ip/50er) and 57 strikeouts in 2022 for a University of Mississippi team that won its first-ever national championship in program history... Was named the Sunday starter in 2020 and made four starts before the COVID-19 Pandemic ended the season...



CAREER STATISTICS

YR	CLUB	W-L	ERA	G	GS	CG	SHO	SV	IP	H	R	ER	HR	BB	SO
22	FCL Pirates (Rk.)	0-0	0.00	3	0	0	0	0	4.0	3	0	0	0	1	4
23	2 Teams (A/A+)	10-5	4.74	24	21	0	0	0	119.2	127	67	63	16	30	97
24	Greensboro (A+)	5-6	4.80	23	19	0	0	0	95.2	107	57	51	16	19	83
25	Altoona (AA)	1-3	14.79	9	1	0	0	0	14.0	31	23	23	2	10	12
	3 Teams (A/A+/AA)	3-3	11.64	13	1	0	0	0	19.1	36	26	25	2	10	20
	MiLB Totals (4 seasons)	18-14	5.24	63	41	0	0	0	238.2	273	150	139	34	60	204



PERSONAL

HEIGHT/WEIGHT: 6-2/220
BIRTHPLACE: Portland, Oregon
BORN: May 17, 2003
ACQUIRED: Trade - ATL (2025)

BATS/THROWS: Right/Right
RESIDES: Gresham, Oregon
AGE: 22 (Turns 23 on May 17)
SCHOOL: New Mexico State

CAREER HIGHS

HITS: 3, 10x, last - 9/3/25 (GBO @ HV)
RUNS: 3 - 5/13/25 (ROM @ GBO)
HOME RUNS: 1, 10x, last - 8/27/25 (GBO vs MIL)

RBI: 4, 2x, last - 7/12/25 (GBO vs BG)
STOLEN BASES: 2 - 5/11/25 (ROM vs GVL)
HITTING STREAK: 11 games, 5/10 - 5/22/25

CAREER HIGHLIGHTS

CAREER TRANSACTIONS: Drafted by the Atlanta Braves in the 16th round (491st overall) of the 2024 First Year Player Draft out of New Mexico State... Signed on July 23, 2024... Traded by the Atlanta Braves along with cash considerations to the Pittsburgh Pirates on July 1, 2025 in exchange for RHP Hunter Stratton...

CURVE CUTS: Titus Jon Dumitru... Signed with Atlanta for a \$150,000 bonus... Son of Daniel and Natalie Dumitru... Graduated from Barlow (OR) High School in 2021... Earned Mount Hood Conference High School Co-Player of the Year in 2018... Was ranked as the second-best outfielder and 11th-best player overall in Oregon according to Perfect Game... Was ranked as one of the top 100 outfielders in the nation according to Perfect Game...

2026: Named to the Pirates Spring Breakout roster, playing four innings in left field and finishing 0-for-1...

2025: Began season with High-A Rome in Atlanta's system... Hit .231 (58-for-251) with nine doubles, two triples, and three home runs in 64 games... Recorded a career-long 11-game hitting streak from May 10 - May 22... Traded to Pittsburgh for RHP Hunter Stratton on July 1 after Stratton was designated for assignment by the Pirates... Assigned to High-A Greensboro and remained in the South Atlantic League... Hit .245 (39-for-159) in final 43 games of the season, hitting seven doubles, a triple, and six home runs...

2024: Assigned to Low-A Augusta after the draft... Played in 27 games, hitting .217 (20-for-92) with six

doubles, a triple, and a home run... Drew 13 walks but struck out 26 times...

COLLEGE: Named to Second-Team All-CUSA in 2024 as a Junior at New Mexico State...Recorded a .337 batting average for the Aggies (61-for-181) in 48 games making 45 starts...Hit 16 doubles and 12 home runs with a third best 40 RBIs on the team... Recorded 100 put outs with only one error...Spent first two seasons at Linn Benton Community College in Oregon...Played in 36 games as a Freshman, hitting .267 (31-for-116) with four doubles, a triple, and two home runs with 22 RBI...Was named to ABCA All-American Second Team and the All-NWAC First Team as a Sophomore and earned MVP of the NWAC South Region...Played in 47 games and hit .317 (55-for-175) with eight doubles, two triples, and three home runs with 32 RBI and 14 stolen bases...

CAREER STATISTICS

YR	CLUB	AVG	G	AB	R	H	2B	3B	HR	RBI	BB	SO	SB	OBP	SLG
24	Augusta (A)	.217	27	92	15	20	6	1	1	11	13	26	4	.324	.337
25	2 Teams (A+/A+)	.237	107	410	47	97	16	3	9	55	44	118	18	.320	.356
MiLB Totals (2 seasons)		.233	134	502	62	117	22	4	10	66	57	144	22	.320	.353

BI-CYCLE

History was made in Harrisburg on August 29, 2025 as Curve MVP **Nick Cimillo** hit for just the second cycle in franchise history, joining Andrew Lambo. In a game that saw Altoona score 14 runs on 15 hits, Cimillo finished 5-for-6 with four runs scored. He picked up his single in the third inning and doubled in the fourth inning. His 16th home run of the season came in the fifth inning before he legged out a triple to right-center field in the eighth inning to complete the feat. He added another single in the ninth inning to cap off his historic night. **Andrew Lambo** pedaled his way into the Curve record books on April 9, 2013 when he completed the first cycle in franchise history. On a Tuesday night in Akron, Lambo collected a single, double, triple and home run in order for a "natural cycle" by the fifth inning. He connected on an RBI single in the first, doubled in the third, tripled home another run in the fourth and led off the fifth inning with a solo homer.



PERSONAL

HEIGHT/WEIGHT: 6-1/225
BIRTHPLACE: Bargo Maggiore, San Marino
BORN: April 20, 2004
ACQUIRED: Non-Drafted Free Agent (2021)

BATS/THROWS: Right/Right
RESIDES: Bargo Maggiore, San Marino
AGE: 21 (Turns 22 on April 20)
SCHOOL: N/A

CAREER HIGHS

IP (START): 6.0, 2x, last - 7/3/23 (BRD vs. CLR)
IP (RELIEF): 4.0, 3x, last - 8/28/24 (GBO @ ROM)
RUNS ALLOWED: 10 - 5/22/24 (GBO vs. GVL)

STRIKEOUTS: 9 - 6/9/23 (BRD vs. DUN)
WALKS: 4, 3x, last - 4/20/23 (BRD vs. DBT)
MOST HITS: 8, 2x, last - 5/22/24 (GBO vs. GVL)

CAREER HIGHLIGHTS

CAREER TRANSACTIONS: Signed by the Pittsburgh Pirates as a non-drafted free agent on March 24, 2021... Signed by Pirates International Scout Tom Gillespie...

CURVE CUTS: Hails from San Marino, a country of a little over 34,000 people which is land-locked by Italy and has the world's fifth-smallest country by population... Every member of San Marino's population could fit into every MLB stadium, including MLB's smallest - the Cleveland Guardians' Progressive Field, which holds 34,830... Picked up baseball at age six after a friend of his enrolled in the sport, noting in an interview with MLB.com's Michael Clair in 2024 that seeing stadiums filled with screaming fans in the U.S. caught his eye... Got his Italian passport at age 12 so that he could participate in the Italian National Team's development programs... Participated in the 2016 LLWS in Williamsport with the Europe-Africa team who hailed from Emilia, Italy, it was at the LLWS where his dream of playing major league baseball was born... Attended the 2025 International Quarterfinals with teammate Antwone Kelly (Aruba) to support Team Italy against Aruba... Suited up for Italy's U15 National Team... Was Listed on Team Italy's provisional roster for the 2023 World Baseball Classic, but did not appear in the tournament... Was mentored by former Dodgers Minor Leaguer and German National Team Pitcher Markus Solbach and Italian Pitcher turned Pitching Coach Alessandro Maestri... Is fluent in english, spanish and italian...

2025: Entered the season as the No. 21 prospect in the Pirates system according to Baseball America... Spent the entire season in the Altoona rotation, was named the Team's Pitcher of the Year... Crossed the 75-pitch threshold 5 times in 25 outings this season (innings limit)... Allowed 1 run or fewer in 11-of-25 outings... Recorded the lowest first strike % (40.6) since he left the complex (2023, 46.9%, 2024, 48.2%)... Recorded a career-low .235 BABIP (batting average on balls in play)... Matched his career-high with 3 HR allowed on 4/26 at Chesapeake... Finished 5.0 innings for the first time in his 7th start of the season on 5/14 (G1) vs. Harrisburg... Allowed just 1 baserunner (solo HR) in 4.0 innings on 5/29 in the first of a DH vs. Portland... Tossed a season-long 5.2 IP (83 pitches) on August 9 vs Hartford... Was placed on the 7-Day IL on 9/5 with right shoulder fatigue...

2024: Spent the entire season at High-A Greensboro, swinging between the bullpen and rotation... His 93 strikeouts were 9th-most among all Pirates farmhands... Reduced his walk rate from 4.3/9 innings in 2023 to 2.9/9 innings in 2024... Recorded a 1.17 ERA in four April outings (2 ER / 15.1 IP)... Bounced back from a difficult month of May (18 runs in 15.0 innings) to record a 3.48 ERA in 10.1 innings in June, 17 of 28 earned runs he allowed during the season came in the calendar month... Held opponents to a .173 batting average

against in 15 outings, two starts, from June 1 through the end of the season... Picked up 58 strikeouts in his final 46.1 innings of the season... Recorded a 1.46 ERA in the second half of the season...

2023: Spent the entire season with Single-A Bradenton... Tossed at least 5.0 innings in seven of his 17 outings... Was named the Florida State League Pitcher of the Week for the week of 6/12-6/18... Was placed on the 7-Day IL on August 1 and missed the rest of the regular season... Pitched for Salt River in the Arizona Fall League after the season where he was the youngest player on the circuit... Walked 11 batters in 3.2 innings over four outings...



CAREER STATISTICS

YR	CLUB	W-L	ERA	G	GS	CG	SHO	SV	IP	H	R	ER	HR	BB	SO
21	FCL Pirates (Rk.)	2-3	5.40	10	0	0	0	0	18.1	20	13	11	1	8	20
22	FCL Pirates (Rk.)	1-0	1.19	10	8	0	0	1	30.1	19	4	4	0	20	39
23	Bradenton (A)	4-5	4.43	17	15	0	0	0	65.0	62	40	32	8	31	66
24	Greensboro (A+)	6-2	3.29	24	9	0	0	1	76.2	58	31	28	8	25	93
25	Altoona (AA)	1-8	4.04	25	21	0	0	0	100.1	84	48	45	12	39	68
MiLB Totals (4 seasons)		14-18	3.72	86	53	0	0	2	290.2	243	136	120	29	123	286



PERSONAL

HEIGHT/WEIGHT: 6-4/200
BIRTHPLACE: Los Alcarrizos, D.R.
BORN: November 11, 2006
ACQUIRED: Int'l Free Agent (2024)

BATS/THROWS: Left/Right
RESIDES: Santo Domingo Oeste, D.R.
AGE: 19 (Turns 20 on November 11)
SCHOOL: N/A

CAREER HIGHS

HITS: 3, several - 7/1/25 (BRD vs FTM)
RUNS: 3 - 2x, last - 7/1/25 (BRD @ FTM)
HOME RUNS: 2, 7/6/25 (BRD @ FTM)

RBI: 3, several, last - 7/4/25 (BRD @ FTM)
STOLEN BASES: 2 - 4x - 7/20/25 (BRD @ JUP)
HITTING STREAK: 11 games, 5/26 - 6/19/25

CAREER HIGHLIGHTS

CAREER TRANSACTIONS: Signed by the Pittsburgh Pirates as an International Free Agent on January 15, 2024...

CURVE CUTS: Edward Adonis Florentino... Signed with the Pirates for a bonus of \$395,000... Has played a handful of games at 1B in his career, the majority of his games in the field are in CF... Broke out as one of the top prospects in the system in 2025 with evaluators noting to Baseball America that he possess a rare blend of plus raw power, discipline and advanced feel for contact at such a young age...

2026: Enters the season as the No. 3 prospect in the Pirates system according to Baseball America...

2025: Entered the season as the No. 24 prospect in the Pirates minor league system according to Baseball America... Finished the season 4th among PIT minor leaguers in batting average (.287), also was third in stolen bases (35) and fifth in HR (16)... Was named an FSL Postseason All-Star... Was named the FCL Player of the Week for the week of June 9-15 after he picked up at least one hit in all five games played during the week and drove in six runs.... Was named the FSL Player of the Week for the week of June 30-July 6 after batting 8-for-23 with 3 2B, 1 HR, and 4 RBI... Also earned the FSL's Player of the Month Award in July after batting .301 with a 1.096 OPS (.663 SLG%), 6 2B, 8 HR, 23 RBI, 16-17 SB... Was named the FCL's "Top MLB Prospect" as voted on by the league's Managers... Ranked second in the FCL in both home runs and total bases (61), tied for second in extra-base hits (14), tied for third in runs scored (23), tied for fourth in RBI (23) and fifth in hits (33) at the time of his promotion to Bradenton on June 21... Ranked

as the No. 97 prospect in baseball according to MLB Pipeline at the end of the season...

2024: Earned Dominican Summer League mid-season All-Star recognition... Ranked among all Pirates farmhands in OBP (2nd), OPS (.891, 3rd) and SLG (9th)...

2026 CURVE

CAREER STATISTICS

YR	CLUB	AVG	G	AB	R	H	2B	3B	HR	RBI	BB	SO	SB	OBP	SLG
24	DSL Pirates (Rk.)	.260	49	146	40	38	10	2	5	28	38	36	8	.432	.459
25	2 Teams (Rk./A)	.290	83	290	60	84	23	2	16	59	49	78	35	.400	.548
MiLB Totals (2 seasons)		.280	132	436	100	122	33	4	21	87	87	114	43	.411	.518



PERSONAL

HEIGHT/WEIGHT: 5-10/185
BIRTHPLACE: Atlanta, Georgia
BORN: October 4, 2000
ACQUIRED: 5th Round (2022)

BATS/THROWS: Left/Left
RESIDES: Atlanta, Georgia
AGE: 25 (Turns 26 on October 4)
SCHOOL: Georgia Tech

CAREER HIGHS

HITS: 3, 13x, last - 6/20/25 (ALT vs RIC)
RUNS: 4 - 9/7/23 (GBO @ BG)
HOME RUNS: 1, 10x, last - 8/30/25 (ALT @ HBG)

RBI: 3, 5x, last - 8/5/23 (GBO vs. ASH)
STOLEN BASES: 2 - 9/9/22 (BRD @ CLR)
HITTING STREAK: 14 games, 4/30 - 5/19/23

CAREER HIGHLIGHTS

CAREER TRANSACTIONS: Drafted by the Los Angeles Dodgers in the 37th round of the 2019 First-Year Player Draft but did not sign... Drafted by the Pittsburgh Pirates in the 5th round (140th overall) of the 2022 First-Year Player Draft out of Georgia Tech... Signed on July 26, 2022

CURVE CUTS: Eduardo Alberto "Tres" Gonzalez... Older sister, Gabriela, played tennis at Georgia Tech... Father, Eddie, once captained the tennis team at ACC rival North Carolina State... Ranked the No. 3 outfielder in Georgia and a top-50 outfielder in the nation by Perfect Game... 2019 Perfect Game First-Team Preseason All-Region for the southeast... Four-year letterwinner at Mount Vernon Presbyterian, named captain in final two seasons... Also lettered for three seasons in tennis... Proposed to his girlfriend of 6+ years in the offseason, Mary, who attended the University of Georgia while he attended Georgia Tech...

2025: Began and spent majority of the season with Altoona... Made first career appearance on the mound (pro or college) in the 8th inning of a 13-1 loss at Akron on 4/9, allowed and infield single and tossed a scoreless inning on seven pitches... Tossed another scoreless inning on 4/18 vs Somerset in a 12-1 loss... Made a third appearance on the mound, allowing one run on two hits with a strikeout on 4/30 against Akron... Transferred to Florida Complex League on July 1 to begin new strength program, added to Greensboro's roster on July 25 and went 6-for-21 in six games... Rejoined Altoona on August 2, finished the sason hitting .240 (18-for-75) with two doubles, a home run, nine RBI, 14 walks in 24 games... Made his fourth appearance on the mound on August 7, finishing the 8th inning after an injury to Justin Meis... Hit his first Double-A home run on August 30 at Harrisburg... Set a franchise record for most AB's before a home run with Altoona (519 over two seasons)...


2024: Spent the entire season with Altoona... Earned one of eight walk-off RBI's for Altoona on the season... Batted .239/.313/.273 with 9 2B, 1 3B, 24 RBI and 10-18 SB in 95 games for Altoona... Named to the Pirates Spring Breakout roster, where he went 0-for-2 as the starting left fielder against the Orioles... Picked up an RBI groundout in his Double-A debut on 4/5 @ AKR... Went 3-for-5 with a 2B on 4/20 @ BOW... Reached in 14-of-17G in May (5/4-5/31): .280/.419/.300 with 1 2B, 5 RBI, 1-2 SB, 2 multi-hit games... Had 6 multi-hit games in the first three months of the season, recorded 7 in the month of July (.357 BA)... Changed from #17 to #3 on 8/6... Earned a walk-off win for the Curve with a bunt single in the 11th on 8/17 vs

Bowie... Began the season as the Pirates No. 28 Prospect (MLB Pipeline)...

2023: Split the season between Low-A Bradenton and High-A Greensboro... Named an MiLB Organization All-Star... Led all Pirates farmhands with 88 runs... Finished the season second among Pirates Minor Leaguers in batting average with a .289 average (minimum of 300 plate appearances)... Also ranked third in the South Atlantic League in batting average (.287), second in on-base percentage (.400) and tied for seventh in OPS (.802) along with teammate Jase Bowen... Picked up a hit in each of his first 13 games with Greensboro, finishing with a season-long 14-game hit streak... Hit his stride in the month of July putting a .321/.418/.512 batting line with 7 2B, 3 HR, 12 RBI and 4-5 SB in 20 games during the calendar month... Picked up a hit in 12 straight games from July 30 to August 15... Reached base safely in 13-of-28 plate appearances in 5 games in September...

2022: Made his professional debut with the FCL Pirates and finished the season playing 24 games with Low-A Bradenton...

COLLEGE: Batted .339 with five home runs and 57 RBI in 60 games in 2022 with Georgia Tech, while striking out just 27 times in 230 at-bats... Was ranked No. 138 on the Top 250 draft prospects list by MLB Pipeline... Earned second-team All-ACC honors in 2022 for Georgia Tech... Hit .313 in 129 games during his three-year career at Georgia Tech with 142 hits, 32 doubles, two triples, eight home runs, 87 RBI, a .442 OBP and .446 slugging percentage...



CAREER STATISTICS

YR	CLUB	AVG	G	AB	R	H	2B	3B	HR	RBI	BB	SO	SB	OBP	SLG
22	2 Teams (Rk./A)	.317	25	82	13	26	4	1	0	12	9	12	7	.413	.390
23	2 Teams (A/A+)	.289	113	433	88	125	22	0	9	58	80	95	28	.405	.402
24	Altoona (AA)	.239	95	322	34	77	9	1	0	24	28	75	10	.313	.273
25	Altoona (AA)	.246	76	228	19	56	10	0	1	19	32	49	0	.351	.303
	3 Teams (Rk./A+/AA)	.246	83	252	23	62	10	0	1	22	36	56	2	.351	.298
	MLB Totals (4 seasons)	.266	316	1089	158	290	45	2	10	116	153	238	47	.367	.339



PERSONAL

HEIGHT/WEIGHT: 5-11/204
BIRTHPLACE: San Diego, California
BORN: September 20, 2002
ACQUIRED: 9th Round (2024)

BATS/THROWS: Left/Right
RESIDES: San Diego, California
AGE: 23 (Turns 24 on September 20)
SCHOOL: UCLA

CAREER HIGHS

HITS: 4 - 9/12/25 (ALT @ ERI)
RUNS: 4 - 4/4/25 (GBO vs ASH)
HOME RUNS: 1, 10x, last - 9/12/25 (ALT @ ERI)

RBI: 3, 3x, last - 8/12/25 (ALT @ RIC)
STOLEN BASES: 4 - 4/4/25 (GBO vs ASH)
HITTING STREAK: 12 games, 8/15 - 9/3/25

CAREER HIGHLIGHTS



CAREER TRANSACTIONS: Drafted by the Pittsburgh Pirates in the 9th Round (264th overall) of the 2024 First Year Player Draft out of UCLA...Signed on July 22, 2024...

CURVE CUTS: Ethan Royal "Duce" Gourson...The nickname "Duce" originates from his father because he is his second child... Has always gone by Duce, and claims his Mom is the only person who sometimes calls him Ethan... Signed by Pirates scout Brian Tracy... Signed for a bonus of \$187,500... Suited up for the Team USA's Collegiate National Team and participated in the Stars vs. Stripes intersquad, reached in 11-of-20 plate appearances in the summer of 2023... Graduated from Point Loma (CA) High School in 2021... Notable Point Loma alumni to play in the Major Leagues include Don Larsen, David Wells, Jim Fuller, Cecil Espy, and Rigo Beltran... Was ranked the No. 18 shortstop in California and No. 49 player in the state overall his senior year... His favorite player at age 10 was Troy Tulowitzki... Hidden talent is that he can juggle...

2026: Enters the season rated by MLB Pipeline as the Pirates' No. 29 prospect... Was a non-roster invitee to Pirates Spring Training... Named to Pirates Spring Breakout roster, started the game at third base, playing five innings and finishing 0-for-2 with a walk...

2025: Was recognized as the Omar Moreno Baserunner of the Year in the Pirates system after ranking seventh among a Pittsburgh minor league players in stolen bases and was only caught stealing three times... Began the season with High-A Greensboro... Stole four bases on Opening Day vs Asheville and six total bases in his first three games...Hit his first professional home run on 4/24 at Bowling Green... His 12 stolen bases in April led all Pirates farmhands and the South Atlantic League... His 21 stolen bases during his time with Greensboro ranked tied for third

among all Pirates minor leaguers and tied for ninth in the South Atlantic League... Was promoted to Altoona on June 24... Smacked a walk-off double on July 19 vs Akron... Had a career-long 12-game hitting streak from 8/15-9/3 (the longest of any Curve batter during the season) where he hit .404 (19-for-47)... Collected a career-high four hits on Septemebr 12 at Erie... Was named Eastern League Player of the Week on 9/15 after going 10-for-24 (.417) with four doubles, a home run, five RBI, and a 1.170 OPS in the final series of the regular season at Erie... Went 3-for-13 over three games in Altoona's postseason series against Erie... Last 28 games of the regular season went 39-for-104 (.375) with 8 2B, 4 HR, 15 RBI, 17 BB, 1.030 OPS... Batted a combined .275 (92-for-335) with 21 doubles, 10 home runs, 38 RBI, 40 walks, 31 stolen bases, 56 runs scored and an .809 OPS in 95 regular-season games split between Greensboro and Altoona...

2024: Made his professional debut on August 6 with Low-A Bradenton... Was promoted to High-A Greensboro on August 27... Went 2-for-9 in Greensboro's postseason series against Hudson Valley... Batted a combined .203 (15-for-74) with five doubles, eight RBI, 15 walks, four stolen bases and 13 runs scored across 22 regular-season games split between Bradenton and Greensboro...

COLLEGE: Spent three years at UCLA, where he was the primary second baseman from 2022-24... Posted a career .300/.435/.482 slash line over 168 games with 49 doubles, 21 home runs, 119 RBIs, and 117 BBs... Set the program record for doubles by a Freshman with his 23 doubles for the Bruins in 2022... Was a Freshman All-American... Was named to the Pac-12 All-Conference Team as a Sophomore in 2023 after recording career highs in batting (.319) slugging (.515) and home runs... Was named a BA Third-Team All-American in 2024...

CAREER STATISTICS

YR	CLUB	AVG	G	AB	R	H	2B	3B	HR	RBI	BB	SO	SB	OBP	SLG
24	2 Teams (A/A+)	.203	22	74	13	15	5	0	0	8	15	21	4	.379	.270
25	Altoona (AA)	.284	56	197	27	56	12	1	5	20	23	61	10	.372	.431
	2 Teams (A+/AA)	.275	95	335	56	92	21	2	10	38	40	89	31	.370	.439
MiLB Totals (2 seasons)		.262	117	409	69	107	26	2	10	46	55	110	35	.372	.408



PERSONAL

HEIGHT/WEIGHT: 6-4/195
BIRTHPLACE: Pomona, California
BORN: June 28, 2006
ACQUIRED: 1st Round (2025)
BATS/THROWS: Right/Right
RESIDES: Bradenton, FL
AGE: 19 (Turns 20 on June 28)
SCHOOL: Corona HS (CA)

CAREER HIGHS

IP (START):
IP (RELIEF):
RUNS ALLOWED:
STRIKEOUTS:
WALKS:
MOST HITS:

CAREER HIGHLIGHTS

CAREER TRANSACTIONS: Drafted by the Pittsburgh Pirates in the 1st Round (6th overall) of the 2025 First Year Player Draft out of Corona (CA) High School...

CURVE CUTS: Seth Ryan Hernandez... Signed with the Pirates for a bonus of \$7,250,000, the highest bonus ever given to a high school pitcher... Was committed to pitch at Vanderbilt... Had a pair of high school teammates at Corona HS (CA) also get drafted in the top 35 overall picks of the draft (Billy Carlson, No. 10 overall, CWS and Brady Ebel, No. 35 overall, MIL)... Notable Corona HS baseball alumni include Tristan Beck (SFG) and Samad Taylor (KC/SEA)... Has a legitimate four-pitch mix, with his fastball typically sitting in the mid-90's, often touching 97-98 mph... His change-up is at least plus, a cambio he has full confidence in, eliciting swings-and-misses because of its action and his ability to sell it, playing it off his fastball plane well. He has two legitimate high-spin breakers, a hard slider that's newer to his repertoire and a 12-to-6 curve with tight and late action to it that can register 3,000-rpm spin rates (MLB Pipeline)...

(No. 38)... Started the Spring Breakout game for the Pirates and tossed a scoreless inning, reaching 102.1 mph with his fastball... Faced top Tigers prospect Max Clark in the Spring Breakout game who described his fastball "as a beam of light"...

2026: Enters the season as the No. 3 prospect in the Pirates system according to MLB Pipeline, the No. 4 prospect in the system according to Baseball America and among the top 100 prospects in the game according to MLB Pipeline (No. 28) and Baseball America

CAREER STATISTICS

YR	CLUB	W-L	ERA	G	GS	CG	SHO	SV	IP	H	R	ER	HR	BB	SO
26	MiLB Totals (0 seasons)														

2026 CURVE



PERSONAL

HEIGHT/WEIGHT: 5-10/186
BIRTHPLACE: San Diego, California
BORN: May 12, 1998
ACQUIRED: 6th Round (2021)

BATS/THROWS: Right/Right
RESIDES: San Diego, California
AGE: 27 (Turns 28 on May 12)
SCHOOL: San Diego State

CAREER HIGHS

HITS: 3, 9x, last - 5/17/25 (ALT vs HBG)
RUNS: 4, 2x, last - 5/24/23 (GBO vs. BG)
HOME RUNS: 1

RBI: 4, 6x, last - 7/26/25 (ALT vs CHE)
STOLEN BASES: 4 - 8/28/22 (GBO @ GVL)
HITTING STREAK: 6 gm, 2x, 8/25 - 8/31/22

CAREER HIGHLIGHTS

CAREER TRANSACTIONS: Drafted by the Pittsburgh Pirates in the 6th round (163rd overall) of the 2021 First-Year Player Draft out of San Diego State...Signed on July 16, 2021

CURVE CUTS: Michael Robert Jarvis (Mike)... Hit .367 with 17 doubles, five home runs, 32 RBI and 16 stolen bases in 46 games as a red-shirt senior at San Diego State in 2021... Majored in Economics... Was the first of 5 Aztecs drafted in 2021, collegiate teammate Wyatt Hendrie was Pittsburgh's 7th round selection in 2021 and the two have shared the clubhouse for each of their first five seasons of their professional career... Collegiate teammate Matt Rudek was a 13th round selection by the New York Mets in 2021 and suited up against Altoona with Binghamton... Was a second-team All-Mountain West Conference selection in 2021 while leading the Mountain West in hits (79); also ranked second in runs scored (58) and stolen bases (16), fourth in total bases (117) and fifth in doubles (17)... Ranked fifth among NCAA Division I players in hits per game (1.72) in 2021... His brother, Luke, played baseball at Auburn University and was drafted by the Miami Marlins in the 25th round of the 2018 First-Year Player Draft, he played 48 games with short-season Batavia in 2018 and batted .217... His father, Chip, played football at the University of San Diego... His younger brother, Jim, played four years at the University of Alabama and was drafted in the 11th round of the 2023 draft by Detroit... Jim was traded to Atlanta at the trade deadline in 2025 after the two played against each other in Erie in early-May of 2025...

2025: Batted .202 in 65G with Altoona, spent the season shuttling between Altoona and Indianapolis... Suited up at every position for the Curve except for pitcher and catcher throughout the season... Opened the season with Indy, went 1-for-4 with a stolen base in his lone game, was placed on Development List on 4/12... Transferred to ALT on 4/15... Picked up an RBI 1B in his first AB with Curve on 4/16 vs Somerset... Transferred to IND 5/26, played 2G and went 1-6 in 2G, placed on Development List on 6/10, transferred to ALT on 6/14... Hit the 4th Grand Slam of the season for Altoona on 7/26 vs. Chesapeake... Made first career appearance on the mound on 8/7 vs Hartford, also tossed a scoreless inning on 8/10... Transferred to IND on 8/13...

2024: Spent the season shuttling between Altoona and Indianapolis... Batted .103 (9-for-99)/.194/.172 in 27G with Altoona, stole 4 bases in 5 tries... Opened the season on IL with a shoulder injury... Activated on 4/18 and went 1-for-3 with a 2B... Transferred to Indy on 5/7... Batted .210/.296/.355 in 30 games with the Indians, 1 2B, 1 3B, 1 HR, 7 RBI, 4-6 SB... Transferred to ALT on 7/31...

2023: Was a perfect 11-11 stealing bases in 28 games with Altoona, batted .234 with 1 HR, 5 RBI... Totaled 17 multi-hit games in 95 games between Greensboro and Altoona... Totaled 31 SB, 4th-most among PIT MiLB... Assigned to Greensboro to begin the year and batted .228/.315/.439 with 10 2B, 5 3B, 10 HR, 44 RBI

and 20-21 SB in 61 games... Placed on IL on 6/1 and activated on 6/14... Batted .279 with 4 2B, 1 3B, 6 HR, 16 RBI in the month of April... Suited up at 2B (16 G), 3B (17 G), SS (21 G), LF (5 G), RF (4 G) and DH (1 G) this season... Transferred to Altoona on 7/21... Picked up an RBI 1B in the 7th inning to secure ALT's 1-0 W over Reading on 7/23... Placed on 7-Day IL on 8/3 (retro 8/2) with a right shoulder injury... Activated on 8/17 and went 1-3 with a walk in his first game back at BOW... Swatted his first Double-A homer on 8/22 vs. AKR with a 3-run shot to lead a 9-2 win... Finished 4th among Pirates minor leaguers in stolen bases (31)

2022: Assigned to Bradenton to begin the season and batted .231/.300/.363 with 13 2B, 3 3B, 3 HR, 18 RBI with 12 SB... Caught the final out of Bradenton's no-hitter on 6/9 with a sliding grab on the infield, a game caught by a rehabbing C Henry Davis and started by RHP Quinn Priester... Promoted to Greensboro on 7/1... Promoted to Indianapolis on 7/30 and played 8 games on short notice, batted .120 (3-25) with 1 2B... Assigned to Greensboro on 8/11 and finished the season with the Grasshoppers... Finished the season with a career-high 11 home runs, 8 of which were hit with the Grasshoppers...

2021: Played in 13 games with the FCL Pirates after signing on July 16... Stole 8 bases and hit .357 with 3 2B, 2 3B, 2 HR, and 8 RBI in the Complex League... Promoted to High-A Greensboro on 9/9 to finish the season, playing five games...



CAREER STATISTICS

YR	CLUB	AVG	G	AB	R	H	2B	3B	HR	RBI	BB	SO	SB	OBP	SLG
21	2 Teams (Rk./A+)	.333	18	57	17	19	3	3	2	8	4	8	11	.433	.596
22	3 Teams (A/A+/AAA)	.210	95	309	44	65	13	3	11	40	26	79	24	.288	.379
23	Greensboro (A+)	.228	61	237	53	54	10	5	10	44	25	52	20	.315	.439
	Altoona (AA)	.234	28	94	10	22	0	0	1	5	5	16	11	.273	.266
	2023 Totals (A+/AA)	.230	89	331	63	76	10	5	11	49	30	68	31	.304	.390
24	Altoona (AA)	.103	27	87	7	9	3	0	1	2	9	31	4	.194	.172
	Indianapolis (AAA)	.210	30	62	8	13	1	1	2	7	7	23	4	.296	.248
	2024 Totals (AA/AAA)	.148	57	149	15	22	4	1	3	9	16	54	8	.237	.248
25	Altoona (AA)	.202	65	183	25	37	5	2	2	25	12	50	17	.259	.273
	Indianapolis (AAA)	.181	25	72	14	13	4	0	1	4	5	24	8	.241	.278
	2025 Totals (AA/AAA)	.196	90	255	39	50	9	1	3	29	17	74	25	.254	.275
	MiLB Totals (5 seasons)	.211	349	1101	178	232	39	13	30	135	93	283	99	.286	.351



PERSONAL

HEIGHT/WEIGHT: 6-1/185
BIRTHPLACE: Saginaw, Michigan
BORN: May 13, 2002
ACQUIRED: 2nd Round (2023)

BATS/THROWS: Left/Right
RESIDES: Saginaw, Michigan
AGE: 23 (Turns 24 on May 13)
SCHOOL: Michigan State University

CAREER HIGHS

HITS: 4 - 3x, last 8/5/25 (ALT vs HFD)
RUNS: 4, 5/15/25 (ALT vs HBG)
RBI: 5 - 5/1/24 (GBO vs WS)

STOLEN BASES: 3, 3x, last - 4/24/25 (ALT @ CHE)
HITTING STREAK: 9 games, 8/21 - 8/31/24

CAREER HIGHLIGHTS

CAREER TRANSACTIONS: Drafted by the Pittsburgh Pirates in the 2nd Round (42nd Overall) of the 2023 First-Year Player Draft out of Michigan State... Signed on July 14, 2023 for an under-slot value of \$1,647,500...

CURVE CUTS: Mitchell Louis Jebb... Became the earliest Spartan taken in the draft since Mark Mulder went No. 2 overall in 1998 to the Oakland Athletics... Became Michigan State's first selection by the Pirates since LHP Cam Vieaux was selected in the sixth round of the 2016 draft... Son of Kimberly and Mark Jebb... Was a four-year letterwinner at Swan Valley High School in Saginaw, Michigan... Two-time All-State and All-District honoree as well as a three-time All-Conference honoree... Rated as the No. 2 Infielder and No. 3 overall player in Michigan by Perfect Game and was named to the high honorable mention Preseason Underclassmen All-American Team in 2019... Named the Saginaw News Player of the Year as a junior in 2019, hitting .477 with a .574 on-base percentage with 22 RBI, 51 runs scored, and 35 stolen bases... Led Swan Valley to the State Championship game as a sophomore... His senior year season was cancelled due to the COVID-19 pandemic... Played third base for the Hyannis Harbor Hawks of the Cape Cod League in 2022, where he was selected for the All-Star Game after hitting .356 in 149 at-bats with 8 2B, 3 3B, and 26 SB... Ranked No. 3 on Baseball America's Top-50 Cape Cod League Prospects list... Told MLive.com that his role model is Pete Rose... Played infield throughout his amateur and collegiate career, played outfield for the first time in his life in 2025... Is known as one of the fastest baserunners in the Pirates minor league system... Says music is one of his biggest hobbies off the field... Has been seen DJ'ing in the clubhouse after wins...

2025: Spent the season with Altoona and was named the Team's Unsung Hero... Played 122 regular season games, tied for third-most among Pirates minor leaguers... Finished the season among the Eastern League leaders in hits (6th, 118), SB (6th, 33), 3B (3rd, 6), and BB (8th, 59)... Ranked 2nd on the team in runs scored (55)... Earned 3 BB on 4/16 vs Somerset, matching career-high for 7th time in career... Picked up a walk-off 1B on 5/4 vs AKR... Became the first Curve player to steal 30 bases in a season since Jared Oliva in 2019 on 8/26 at Harrisburg... Batted .326 with 5 2B,

1 3B, 9 RBI (.421 OBP) in 25G in August... Reached base safely in 53-of-67G (including playoffs) to finish the season...

2024: Entered the season on the Pirates top-30 prospect lists from Baseball America (No. 17) and MLB Pipeline (No. 8)... Spent the entire season with High-A Greensboro... Picked up 25 extra base hits and stole 43 bases in 113G... Led Pirates MiLB in SB, T-18th most among all minor league players... Named to the Pirates Spring Breakout roster, where he went 0-for-2 with an RBI as the designated hitter... Batted .218 through play on June 30 before becoming one of the South Atlantic League's most productive hitters, ranking fifth in batting average (.297), and OBP (.383), fourth in hits (57), tied for first in triples (five) and first in runs scored (35) and stolen bases (27)... Hit .330/.381/.420 with 8 RBI and 12-16 SB in 23 August games...

2023: Assigned to Low-A Bradenton after signing with the Pirates on July 14... Made his professional debut on July 26, going 1-for-3 with a double... Hit .297 in 34 games with more walks (17) than strikeouts (11)... Stole 11 bases in 12 attempts... Split his 34 games with 18 at shortstop and 18 at second base... Recorded his first four-hit game on July 29 at St. Lucie... Hit his first home run on September 6 at Fort Myers... Ranked sixth in the Florida State League in batting at the time of his professional debut on 7/26 through the end of the season...

COLLEGE: Three-time All-Big Ten Conference honoree, earning Third-Team All-Big Ten accolades in both 2023 and 2022, in addition to being named to the Big Ten All-Freshman Team in 2021... Played and started in 50 games, all at shortstop in his junior season in 2023... Led the Big Ten and ranked T-4th in the NCAA in triples (7)... Finished third in the Big Ten in batting average (.337)... .337/.438/.495 with 68 hits, 15 2B, 7 3B, 1 HR, and 36 RBI with 32 BB, 28 K, and 14 SB in 50 games in 2023... Selected as the John Kobs Most Valuable Player Award recipient as well as the Kirk Gibson Offensive Player of the Year MSU team awards in 2022... Led MSU and ranked T-8th in the Big Ten with a .356 batting average in 2022... .356/.448/.511 with 78 hits, 10 2B, 3 3B, 6 HR, 46 RBI 38 BB, 16 K and 20 SB in 54 games in 2022...



CAREER STATISTICS

YR	CLUB	AVG	G	AB	R	H	2B	3B	HR	RBI	BB	SO	SB	OBP	SLG
23	Bradenton (A)	.297	34	128	26	38	6	2	1	13	17	11	11	.382	.398
24	Greensboro (A+)	.253	113	431	76	109	12	7	6	42	56	95	43	.341	.355
25	Altoona (AA)	.265	122	445	55	118	11	6	0	34	59	56	33	.350	.317
MiLB Totals (3 seasons)		.264	269	1004	157	265	29	15	7	89	132	162	87	.350	.344



PERSONAL

HEIGHT/WEIGHT: 6-4/235
BIRTHPLACE: Marietta, Georgia
BORN: August 1, 2003
ACQUIRED: 9th Round (2025)

BATS/THROWS: Right/Right
RESIDES: Cartersville, Georgia
AGE: 22 (Turns 23 on August 1)
SCHOOL: Louisiana State University

CAREER HIGHS

HITS: 2, 2x, last - 8/28/25 (GBO vs WIL)
RUNS: 2, 2x, last - 8/28/25 (GBO vs WIL)
HOME RUNS: 2 - 8/28/25 (GBO vs WIL)

RBI: 5 - 8/28/25 (GBO vs WIL)
STOLEN BASES: N/A
HITTING STREAK: 2 games, 8/17-8/21/25

CAREER HIGHLIGHTS

CAREER TRANSACTIONS: Drafted by the Pittsburgh Pirates in the 9th Round (263rd overall) in the 2025 First Year Player Draft out of LSU...Signed on July 24, 2025...

CURVE CUTS: Jared Roger Jones... Signed by Pirates scout Wayne Mathis... Was rated by MLB Pipeline as the No. 101 prospect in the 2025 Draft... Parents are George and Michelle Jones... Father, George, played football at Georgia Southern from 1985-89... Jared is the youngest of five children, with three older sisters and one older brother... Often goes by the nickname "Bear" due to his size and playing style, and has started using it at Pirate City to help distinguish him from Pirates RHP Jared Jones, who played for Altoona in 2023... Graduated from Walton (GA) High School, where he posted a .450 career batting average with 144 hits, 35 home runs, and 112 RBI... Was the No. 4 ranked catcher nationally and No. 1 ranked catcher in Georgia by Perfect Game... Played in the Perfect Game All-American Classic and ranked nationally as the No. 47 overall prospect his senior year... Was teammates with Pirates RHP Paul Skenes at LSU... Pledged \$100 to the Make-A-Wish Foundation for each home run hit by LSU during the 2025 season, team hit 103 home runs in 68 games...

COLLEGE: Spent three seasons at LSU, winning two National Championships... Considered one of the best power hitters in LSU history... Was tabbed as a first-team All-American and a second-team All-Southeastern Conference selection after hitting .323 (90-for-279) with 15 doubles, 22 home runs, 76 RBI and 66 runs scored as a junior... His 76 RBI paced the conference, while his home runs ranked second... Was named to the College World Series All-Tournament Team after hitting two home runs and six RBI while helping the Tigers to their eighth national title in 2025... His 64 career home runs in his three seasons (2023-25) are the third-most in LSU history, behind Eddy Furniss (80) and Brad Cresse (78)... Was a Freshman on the 2023 National Title team that featured Paul Skenes and Dylan Crews... Was named to the All-SEC Freshman team after batting .304 (49-for-161) with 12 doubles, 14 home runs, and 45 RBI in 55 games... Hit 28 home runs as a Sophomore in 2024, the fourth-highest single-season total in LSU history...

2025: Made professional debut on August 8 with High-A Greensboro, recording two hits with a double and a home run... In 15 games, recorded eight hits with a double and four home runs... Struck out 26 times in 50 at-bats... Recorded first multi-home run game on August 28 vs Wilmington, going 2-for-4 with five RBI...

CAREER STATISTICS

YR	CLUB	AVG	G	AB	R	H	2B	3B	HR	RBI	BB	SO	SB	OBP	SLG
25	Greensboro (A+)	.160	15	50	8	8	1	0	4	8	6	26	0	.276	.420
MiLB Totals (1 season)		.160	15	50	8	8	1	0	4	8	6	26	0	.276	.420



PERSONAL

HEIGHT/WEIGHT: 6-0/190
BIRTHPLACE: Lexington, NC
BORN: August 19, 1998
ACQUIRED: MiLB FA (2026)

BATS/THROWS: Right/Right
RESIDES: Lexington, NC
AGE: 27 (Turns 28 on August 19)
SCHOOL: North Carolina Central

CAREER HIGHS

HITS: 3 - 11x, last - 8/31/25 (KNX @ BIR)
RUNS: 3 - 3x, last - 8/31/25 (KNX @ BIR)
HOME RUNS: 1

RBI: 5 - 9/16/22 (TOL @ IND)
STOLEN BASES: 2, 6/17/23 (TOL @ LHV)
HITTING STREAK: 8 games, 6/12 - 6/20/25

CAREER HIGHLIGHTS

CAREER TRANSACTIONS: Drafted by the Detroit Tigers in the 12th round (352nd overall) of the 2019 First Year Player Draft out of NC Central... Released by Detroit on March 31, 2025... Signed by the Chicago Cubs on April 15, 2025... Granted minor league free agency after the year... Signed by the Pirates on February 26, 2026...

CURVE CUTS: Corey Joyce... Signed with the Tigers for a bonus of \$125,000... Suited up against Altoona with Erie several times across the 2021-24 seasons... At NC Central was a two-time Mid-Eastern Athletic Conference (MEAC) player of the year (2018, 2019) and the 2017 MEAC Rookie of the Year... Three-time First Team All-MEAC selection... NCCU modern record holder in career batting average (.348), slugging percentage (.527) and defensive assists (328)... Entering 2026, has played 166 Double-A games with Erie (74) and Knoxville (92)... Played 18 games against Altoona with Erie, batted 10-for-70 with 1 2B, 6 RBI, 11 BB and 14 K...

2026: Signed with the Pirates ahead of spring training...

2025: Spent the season with the Knoxville Smokies (Cubs, Southern League) and batted .272 with a .740 OPS in 92 games... At the end of the season ranked 9th in the league in batting average (.272), 3rd in on-base percentage (.393) and 7th in OPS (.740)... Was released by Detroit at the end of spring training and signed by the Cubs on April 15... Began the season as a part-time player, took off with everyday playing time at SS in May and batted .350/.473/.483

with 5 2B, 1 HR and 13 RBI in the calendar month... Had 23 multi-hit games throughout the season... Had a .375 on-base percentage or better in each month May through August...

2024: Shuttled around the Tigers minor league system playing in 25 total games with Toledo (AAA), Erie (AA) and Lakeland (A)...

2023: Split the season between Toledo (AAA) and Erie (AA) in the Detroit Tigers system... Batted .218 in 91 games... Went 8-for-53 with 1 2B, 6 RBI, 11 BB and 10 K in 13 games against Altoona...

CAREER STATISTICS

YR	CLUB	AVG	G	AB	R	H	2B	3B	HR	RBI	BB	SO	SB	OBP	SLG
19	2 Teams (A-/A)	.206	41	155	16	32	3	1	1	16	9	41	2	.256	.258
21	5 Teams (Rk./A/A+/AA)	.211	49	152	18	32	5	0	5	11	17	48	8	.310	.342
22	3 Teams (A+/AA/AAA)	.264	88	280	57	74	13	3	11	44	56	72	8	.411	.450
23	2 Teams (AA/AAA)	.218	91	284	39	62	15	3	5	35	53	94	10	.357	.345
24	3 Teams (A/AA/AAA)	.221	25	77	15	17	2	0	1	9	19	25	6	.394	.286
25	Knoxville (AA)	.272	92	323	48	88	16	1	2	33	56	81	15	.393	.347
MiLB Totals (6 seasons)		.240	386	1271	193	305	54	8	25	148	210	361	49	.365	.354



PERSONAL

HEIGHT/WEIGHT: 6-3/200
BIRTHPLACE: Ridgewood, NJ
BORN: March 10, 2000
ACQUIRED: 20th Round (2022)

BATS/THROWS: Right/Right
RESIDES: Bloomingdale, NY
AGE: 26
SCHOOL: Long Island University (NY)

CAREER HIGHS

IP (START): 3.2 - 9/6/23 (GBO @ BG)
IP (RELIEF): 3.0 - several - 8/31/23 (GBO vs HIC)
RUNS ALLOWED: 5 - 4/11/23 (BRD @ LAK)

STRIKEOUTS: 6 - 2x, last 8/27/23 (GBO @ ROM)
WALKS: 3, 2x, last - 6/2/23 (BRD @ TAM)
MOST HITS: 5, 2x, last - 7/27/23 (GBO vs WS)

CAREER HIGHLIGHTS

CAREER TRANSACTIONS: Drafted by the Pirates in the 20th round (590th overall) of the 2022 first-year player draft out of Long Island University...

regular season going 1-0, 2.66 ERA, 11 H, 6 R, 3 BB, 17 K (.155 BAA)... Tossed 1.2 scoreless innings in G2 loss @ Brooklyn...

CURVE CUTS: Joshua Stephen Loeschorn... Born in Ridgewood, NJ, attended Butler HS which is approximately 45 minutes north of the Somerset Patriots... Selected as the Northeast Conference Pitcher of the Year and to the All-NEC 1st team as a senior at Long Island... His 11 wins that season were the 2nd-most in a single season in program history... In 2019, was selected as the East Coast Conference Pitcher of the Year, ECC Rookie of the Year and to the All-ECC 1st team after posting a Division II-best 0.74 WHIP as a freshman at LIU Post (Brookville, NY)...

2024: Missed the season recovering from a back injury...

2025: Returned to the mound June 13 in the FCL and made 4 appearances before joining Bradenton on June 28 and threw two scoreless outings... Made 19 appearances with Greensboro from July 6 through the end of their

CAREER STATISTICS

YR	CLUB	W-L	ERA	G	GS	CG	SHO	SV	IP	H	R	ER	HR	BB	SO
23	2 Teams (A/A+)	5-4	3.97	34	4	0	0	2	68.0	51	34	30	8	20	89
24	Did not pitch (injury)														
25	Altoona (AA)	0-0	0.00	1	0	0	0	0	1.2	4	4	0	0	2	0
	4 Teams (Rk./A/A+/AA)	1-0	2.86	26	0	0	0	3	28.1	22	13	9	1	5	24
MiLB Totals (3 seasons)		6-4	3.64	60	4	0	0	5	96.1	73	47	39	9	25	113

100-STRIKEOUT SEASONS

1999.....	Brian O'Connor (106)	2013.....	David Bromberg (127)
.....	Bronson Arroyo (100)	Jameson Taillon (106)
2000.....	John Grabow (109)	2015.....	Chad Kuhl (101)
2002.....	Aaron Burnside (122)	2016.....	Tyler Eppler (106)
.....	Justin Reid (108)	Cody Dickson (105)
2004.....	Ian Snell (142)	Clay Holmes (101)
.....	Mike Connolly (103)	2017.....	Austin Coley (114)
.....	Bryan Bullington (100)	J.T. Brubaker (109)
2005.....	Tom Gorzelanny (124)	2018.....	Taylor Hearn (107)
2010.....	Justin Wilson (134)	2022.....	Luis Ortiz (126)
.....	Rudy Owens (132)	Carmen Mlodzinski (111)
.....	Jared Hughes (120)	Kyle Nicolas (101)
.....	Tony Watson (105)	2023.....	Aaron Shortridge (118)
2011.....	Jeff Locke (114)	2025.....	Wilber Dotel (131)
.....	Mike Colla (109)		



PERSONAL

HEIGHT/WEIGHT: 6-2/171
BIRTHPLACE: Bethel Park, PA
BORN: November 23, 1999
ACQUIRED: 10th Round (2021)

BATS/THROWS: Right/Right
RESIDES: Bethel Park, PA
AGE: 26 (Turns 27 on November 23)
SCHOOL: Eastern Michigan

CAREER HIGHS

IP (START): 7.0, 2x, last - 9/4/22 (GBO vs. WS)
IP (RELIEF): 4.0, 3x, last - 5/26/23 (ALT vs. HFD)
RUNS ALLOWED: 7 - 5/28/22 (BRD vs. FTM)

STRIKEOUTS: 10 - 4/22/22 (BRD @ DBT)
WALKS: 5 - 7/30/22 (GBO vs. WS)
MOST HITS: 8 - 5/20/23 (ALT @ BOW)

CAREER HIGHLIGHTS



3 outings from 4/24 - 5/4 covering 6.2 IP... Earned a 2.0-inning save on 5/28 vs Port., struck out four straight batters to finish the game... Fired 3.0 scoreless frames on 6/20 at Bowie in a 10-8 win in 12 innings... Picked up the win on 7/13 vs Bowie, retired 9 straight hitters after leadoff 1B...

2023: Assigned to Altoona to begin the season and made 6 turns in the Altoona rotation to begin the season (0-2, 6.86 ERA)... Worked behind an opener for 3 turns... Placed on Development List on May 27, activated on June 9 when Sean Sullivan went on IL... As a starter (10): 0-2, 4.84 ERA (19 ER / 35.1 IP) with 32 K's, as a Reliever (19): 4-1, 4.34 ERA (23 ER / 47.2 IP) with 45 K's... Recorded a 1.88 ERA in 5 July outings: (3 ER / 14.1 IP) with 7 H, 7 BB, 18 K... Picked up his 1st career save with 3.0 IP of 1-run relief on 7/27 at Harrisburg... Allowed 1 R or fewer 14-of-16 outings (4 starts) since July 3: 2-0, 2.20 ERA (10 ER / 41.0 IP), 21 H, 23 BB, 45 K, .153 BAA... Tossed 3.0 scoreless innings in a spot start on 9/12 @ AKR...

CAREER TRANSACTIONS: Selected by the Pittsburgh Pirates in the 10th round (283rd overall) in the 2021 First Year Player Draft out of Eastern Michigan, signed on July 16, 2021...

CURVE CUTS: Justin Daniel Meis... Last name is pronounced "mice"... Signed for \$127,500... Is a 2018 graduate of Bethel Park High School located outside the city of Pittsburgh, where he was a four-time letterwinner and one-year captain on the baseball team... Was coached by Chris Tekulve at Bethel Park, son of Pirates Hall of Famer Kent Tekulve... Recorded five wins, a 1.40 ERA and 58 strikeouts in 45.0 innings during his senior year at Bethel Park... Struck out a Bethel Park record 16 batters in one game on 5/22/18 against North Allegheny High School... Also a two-time letterwinner in basketball... Became the sixth player selected by the Pirates out of Eastern Michigan University, the first since Matt Skirving in the 30th round of the 2010 First-Year Player Draft... Became the highest drafted player out of Eastern Michigan since Jeff Fischer was selected in the 10th round in 2007... Father, Jeff, played High School Basketball at Baldwin High School, Mom, Leigh, played Volleyball and Softball on WPIAL Championship Teams... Younger brother, Ryan Meis, is a rising Senior Men's Basketball Player at Division-II Seton Hill University... Helped Pirates minor leaguer Nick Dombkowski develop his slider, and in return learned how to throw his changeup from Dombkowski (Rob Biertemפל, The Athletic) - the two have been throwing partners for their entire professional career... Meis learned how to throw his slider playing Little League at Bethel Park in Pittsburgh...

2022: Began the season alternating starts and piggy-back appearances for Low-A Bradenton... Struck out a career-high 10 in his second start of the season on April 22 at Daytona in 5.0 innings pitched, allowed just two hits and no walks... Put together a solid month of may in the Marauders rotation going 1-1 with a 3.00 ERA in 27.0 innings pitched with 27 strikeouts and a 1.15 WHIP in his final five starts for the Marauders... Promoted from Bradenton to High-A Greensboro on June 7... Ranked second amongst South-Atlantic League pitchers in batting average against (.153), third in WHIP (0.90) and 10th in ERA (3.07) from the beginning of August through the end of the season... Fired 7.0 perfect innings in his second-to-last start of the season against Winston-Salem to earn South-Atlantic League Pitcher of the Week honors... Finished the season fourth among Pirates minor leaguers with 116 strikeouts...

2021: Made his professional debut with Low-A Bradenton where he aided the Marauders to a league championship... Made 10 appearances and held opponents to a .203 batting average against in 17.2 IP out of the bullpen... Struck out 11 batters in his final 5.2 IP of the season, struck out a season-high six in relief on September 3 against Tampa... Struck out 27 batters beginning with his professional debut on 8/7 to 9/15; tied for the fifth-most in that time period among all Low-A Southeast League relievers... Allowed two hits in 24 at-bats (.087) vs. left-handed batters...

2025: Spent the entire season working out of the Altoona bullpen and was named Altoona's Fireman of the Year... Tied for second on the team with 7 saves... Finished the season 8th among Eastern League relievers in strikeouts (67), also ranked 5th among Pirates minor league relievers... Recorded a career-best 1.12 WHIP... Had an 12.2 scoreless inning streak end on 7/4 at HBG... Worked on back-to-back days on 9/4 and 9/5 totaling 2.0 scoreless innings... Set down 5-of-6 hitters faced in Game 3 of the SWDS against Erie...

2024: Spent the entire season working out of the Altoona bullpen... Finished the season second on the team in appearances (37), 4th in strikeouts (72), 1st among relievers... Recorded a 2.45 ERA in 8 June appearances, had an ERA over 5.00 in each other calendar month... Recorded 1.0 IP+ in 24-of-37 appearances... His 72 strikeouts ranked 6th among Eastern League Relievers... Struck out 13 batters across

COLLEGE: Pitched three seasons at Eastern Michigan University... Went 4-6 with a 4.64 ERA (73.2ip/38er) and 81 strikeouts in 14 appearances (13 starts) in 2021... Threw a complete game against NCAA Champions Mississippi State on 3/13... Made four starts in the shortened 2020 season... Made 14 appearances and 12 starts in his freshman campaign in 2019... Was the only freshman to earn a win in 2019, three wins tied for team lead... Led the team in innings pitched (58)

CAREER STATISTICS

YR	CLUB	W-L	ERA	G	GS	CG	SHO	SV	IP	H	R	ER	HR	BB	SO
21	Bradenton (A)	1-1	2.04	10	0	0	0	0	17.2	14	9	4	2	9	27
22	Bradenton (A)	3-4	3.51	10	7	0	0	0	41.0	40	26	16	4	14	42
	Greensboro (A+)	4-4	4.44	16	16	0	0	0	73.0	57	36	36	10	33	74
	2022 Totals (A+/A+)	7-8	4.11	26	23	0	0	0	114.0	97	62	52	14	47	116
23	Altoona (AA)	4-3	4.55	29	10	0	0	1	83.0	74	46	42	13	47	77
24	Altoona (AA)	3-1	6.44	37	0	0	0	2	64.1	70	49	46	9	36	72
25	Altoona (AA)	4-4	2.89	42	0	0	0	7	62.1	49	21	20	5	21	67
	MLB Totals (5 seasons)	19-17	4.32	144	33	0	0	10	341.1	304	187	164	43	160	359



PERSONAL

HEIGHT/WEIGHT: 6-2/225
BIRTHPLACE: Manhattan, NY
BORN: August 31, 2003
ACQUIRED: Trade - KC (2025)

BATS/THROWS: Right/Right
RESIDES: Brooklyn, NY
AGE: 22 (Turns 23 on August 31)
SCHOOL: Saint Leo Univ. (FL)

CAREER HIGHS

HITS: 3 - several, last - 8/26/25 (GBO vs WIL)
RUNS: 4 - 8/9/25 (GBO @ ASH)
HOME RUNS: 1

RBI: 3 - several, last 6/24/25 (QC @ WIS)
STOLEN BASES: 2 - 4/24/25 (QC vs PEO)
HITTING STREAK: 13 games, 8/3 - 8/31/25

CAREER HIGHLIGHTS

CAREER TRANSACTIONS: Signed by the Kansas City Royals as a non-drafted free agent on August 6, 2024... Traded by the Royals along with LHP Evan Sisk to the Pirates for LHP Bailey Falter on July 31, 2025...

CURVE CUTS: Michael Callan Moss (Callan)... began his collegiate career at Seton Hall and played two seasons (36 games total) before transferring to Division II St. Leo University, a Sunshine State Conference school, in Florida for the 2024 season... Played summer collegiate baseball in the Appalachian League each summer from 2022-24... Was the Appalachian League Player of the Year in 2024 after his season with Danville... Attended Berkeley Carroll School in Brooklyn, NY where he was a two-year captain and was the leader of the Physics of Baseball Club... Has two cousins who played in the NFL; Cedric Peerman, was drafted by the Baltimore Ravens in 2009 and played ten seasons in the NFL, and Donald Brown, who played at the University of Connecticut and seven seasons in the NFL after he was selected 27th overall in the 2009 draft by the Indianapolis Colts...

ishing with Greensboro (Pittsburgh)... Was named the South Atlantic League Player of the Week for the week of 8/4-10... Was named the South Atlantic League Player of the Month for August... Made his Greensboro debut on 8/2... Led the South Atlantic League in batting, OBP, slugging and OPS (.993) from the time of his Greensboro debut through the end of the season... Also ranked second tied for first in the league in home runs, second in hits, extra-base hits (14) and total bases (64) and tied for fifth in RBI and doubles during that time... Went 4-for-7 with 1 HR, 2 RBI and 1 BB in 2 postseason games for Greensboro...

2024: Made his professional debut with Single-A Columbia in the Kansas City Royals system and hit .339 in 22 games...

2025: Spent the entire season at High-A, beginning the season with Quad Cities (Kansas City) and fin-

CAREER STATISTICS

YR	CLUB	AVG	G	AB	R	H	2B	3B	HR	RBI	BB	SO	SB	OBP	SLG
24	Columbia (KC/A)	.339	22	62	9	21	1	0	2	7	18	12	3	.488	.452
25	2 Teams (A+)	.287	122	442	67	127	30	3	13	89	65	116	17	.384	.457
MiLB Totals (2 seasons)		.294	144	504	76	148	31	3	15	96	83	128	20	.398	.456

MOST SINGLE-SEASON SAVES

Curve closers with ten or more saves in a single season are listed below

Matt Peterson (2007).....	29	Elio Serrano (2004).....	14
Brandon Knight (2006).....	27	Kenn Kasperek (2014).....	13
Noah Krol (2011).....	24	Vic Black (2012).....	12
Matt Eckelman (2019).....	23	Jhondaniel Medina (2015).....	12
Montana DuRapau (2016).....	22	Tony Pavlovich (2001).....	12
Justin Kaye (2005).....	22	Brian Smith (2000).....	12
Daniel Moskos (2010).....	21	Matt Duff (1999).....	12
Todd Ozias (2003).....	21	Matt Eckelman (2018).....	11
Chris Spurling (2002).....	20	Yhonathan Barrios (2015).....	10
Jeff Miller (2004).....	18	Scott Nestor (2009).....	10
Luis Sanz (2013).....	16	Geoff Hartlieb (2018).....	10
Tate Scioneaux (2017).....	14	Tyler Samaniego (2022).....	10
Montana DuRapau (2017).....	14		



PERSONAL

HEIGHT/WEIGHT: 6-1/190
BIRTHPLACE: Mount Kisco, NY
BORN: October 19, 1999
ACQUIRED: MiLB Rule V (LAD) - 2025

BATS/THROWS: Right/Left
RESIDES: Chappaqua, NY
AGE: 26 (Turns 27 on Oct. 19)
SCHOOL: Univ. of Virginia

CAREER HIGHS

IP (START): 1.0, 2x, last - 6/22/24 (GBO vs. HV)
IP (RELIEF): 3.1 - 6/11/24 (GL @ DAY)
RUNS ALLOWED: 4, 2x, last - 7/1/25 (TUL vs WCH)

STRIKEOUTS: 6 - 7/19/23 (RC @ LE)
WALKS: 3, 5x, last - 7/19/25 (TUL vs NW)
MOST HITS: 5 - 6/11/24 (GL @ DAY)

CAREER HIGHLIGHTS

CAREER TRANSACTIONS: Drafted by the LA Dodgers in the 9th round (285th overall) in the 2022 First-Year Player Draft... Signed with the Dodgers for \$27,500... Selected by the Pirates in the minor league phase of the Rule V draft on December 10, 2025...

a 0.95 WHIP in seven outings in August...

2024: Spent the entire season with High-A Great Lakes (LAD, Midwest League) and went 4-3 with a 2.85 ERA and 2 saves in 38 games... Struck out 67 batters in 60.0 innings with just 34 hits allowed and 23 walks...

CURVE CUTS: Brandon Thomas Neeck (Brandon)... Drafted in the 9th round in 2022 by the Dodgers, the Pirates selected RHP Mike Walsh in the 9th round of that draft... Set a postseason record at the University of Virginia with 16 strikeouts in 5.2 innings against Old Dominion on June 6, 2021, it also stands as the record by a UVA reliever... Has missed extensive time with injury throughout his collegiate and professional career, missed the 2019 season at UVA because of injury (torn labrum in his pitching shoulder), was limited to only 26.2 innings in his first season of professional baseball in 2023 before turning in healthy seasons in 2024 and 2025... Attended Horace Greeley HS in Chappaqua, NY where he was ranked by Perfect Game as the No. 63 recruit in the country and the top left-handed pitcher in the state of New York, was ranked by MLB Pipeline as the No. 185 prospect in the 2018 draft, but elected to honor his college commitment... Played in the 2017 Under Armour All-American Game at Wrigley Field... Majored in Economics at UVA...

2026: Tossed 2.2 scoreless innings across 3 major league spring training appearances for the Pirates, picking up 6 strikeouts...

2025: Threw 2.0 scoreless innings in Dodgers Spring Training Games... Spent the entire season with the Tulsa Drillers (Dodgers, Texas League) and went 4-6 with a 5.40 ERA in 39 games, 4 starts... Picked up 45 strikeouts in 46.2 innings, but issued 35 walks... Was unscored upon in six straight outings to begin the year, allowed 9 runs in his first 5 outings of May... Placed on Development List from June 3-10... Recorded a 2.45 ERA (2 ER / 7.1 IP) with

CAREER STATISTICS

YR	CLUB	W-L	ERA	G	GS	CG	SHO	SV	IP	H	R	ER	HR	BB	SO
23	2023 Totals (Rk./A)	1-4	6.83	23	0	0	0	2	29.0	34	25	22	2	17	42
24	Great Lakes (A+)	4-3	2.85	38	0	0	0	2	60.0	34	20	19	4	23	67
25	Tulsa (AA)	4-6	5.40	39	4	0	0	1	46.2	47	34	28	8	35	45
MiLB Totals (3 seasons)		9-13	4.58	100	4	0	0	5	135.2	115	79	69	14	75	154

YOUNGEST CURVE PLAYERS

The Curve have fielded 16 players under the age of 21.

PLAYER	DEBUT	AGE	PLAYER	DEBUT	AGE
Konnor Griffin	August 19, 2025	19 y, 3 m, 26 d	Luis Lorenzana	July 6, 1999	20 y, 7 m, 27 d
Andrew McCutchen	August 15, 2006	19 y, 10 m, 5 d	Tim Alderson	August 1, 2009	20 y, 8 m, 29 d
Jose Tabata	August 8, 2008	19 y, 11 m, 27 d	Jameson Taillon	August 21, 2012	20 y, 9 m, 3 d
Termarr Johnson	August 27, 2024	20 y, 2 m, 16 d	Alen Hanson	July 30, 2013	20 y, 9 m, 8 d
Austin Meadows	Sept. 2, 2015	20 y, 3 m, 30 d	Oneil Cruz	July 30, 2019	20 y, 9 m, 26 d
Ryan Doumit	August 3, 2001	20 y, 4 m, 0 d	Mike Connolly	April 9, 2003	20 y, 10 m, 7 d
Anthony Solometo	June 17, 2023	20 y, 6 m, 15 d	Neil Walker	August 15, 2006	20 y, 11 m, 5 d
Sean Burnett	April 4, 2003	20 y, 6 m, 18 d	Bubba Chandler	Sept. 8, 2023	20 y, 11 m, 25 d



PERSONAL

HEIGHT/WEIGHT: 6-3/221
BIRTHPLACE: Cedar City, Utah
BORN: February 25, 2001
ACQUIRED: 8th Round (2022)

BATS/THROWS: Right/Left
RESIDES: Spanish Fork, Utah
AGE: 25
SCHOOL: BYU

CAREER HIGHS

IP (START): 2.0 - 6/7/25 (ALT @ NH)
IP (RELIEF): 2.2 - 8/28/25 (ALT @ HBG)
RUNS ALLOWED: 6 - 6/25/23 (GBO vs. WS)

STRIKEOUTS: 4, 9x, last - 5/14/25 (ALT vs HBG)
WALKS: 4 - 8/24/25 (ALT vs. REA)
MOST HITS: 5 - 8/20/25 (ALT vs. REA)

CAREER HIGHLIGHTS

CAREER TRANSACTIONS: Drafted by the Cleveland Guardians in the 40th round (1,210th overall) of the 2019 First-Year Player Draft but did not sign...Drafted by the Pittsburgh Pirates in the 8th round (230th overall) of the 2022 First-Year Player Draft out of Brigham Young University... Signed on July 22, 2022 for a bonus of \$193,200...

CURVE CUTS: Cy Ballard Nielson... Signed by scout Derrick Van Dusen... Named the 2019 Gatorade Utah Player of the Year as a senior at Spanish Fork High School...Named to 2019 Collegiate Baseball High School All-America Second Team... Went 6-1 with a 1.91 ERA and a hit .400 with 22 RBI for Spanish Fork... Spanish Fork is part of the Orem-Provo metro area, about 50 minutes south of Salt Lake City... Father, Damian, played baseball at Southern Utah... Became the second BYU Cougar to be selected by the Pirates, joining INF Vance Law, who was taken in the 1978 MLB Draft by the Pirates and played in 11 Major League seasons... Married his wife, Lo, in the '24-25 off-season, the two have a golden retriever named Gibby... Lo was a left-handed pitcher on BYU's Softball team... The highlight of the wedding was a fountain tower of ranch which guests enjoyed with Chick-Fil-A chicken nuggets... Lo and Cy run an instagram account @goldengibby1 which chronicles the journey of their 3-year-old golden retriever... Also enjoys hunting in the off-season...

2026: Named to Pirates Spring Breakout roster and recorded final two outs of the 2nd inning in relief of Zander Mueth...


2025: Spent the entire season with Altoona... Ranked third on the team with 38 appearances (2 starts)... Ranked fifth among left-handed Eastern League relievers with 63 strikeouts... Was unscored upon in first five outings of August...

2024: Split the season between High-A Greensboro and Double-A Altoona... Was named a postseason All-Star in the South Atlantic League alongside Greensboro teammates LHP Dominic Perachi and INF Charles McAdoo... Went 3-1 with a 6.55 ERA (16 ER / 22.0 IP) in 13 appearances for the Curve... Struck out 28 batters and walked 14... Made 44 total appearances, 4th-most by a PIT MiLB pitcher... Totaled 78 strikeouts, 7th-most by a PIT MiLB reliever... Also earned 7 saves, tied for 3rd-most among PIT MiLB... Assigned to High-A Greensboro to begin the season... Went 2-2 with a 2.39 ERA in 31 games, 1 start, and earned 7 saves... His 50 strikeouts in 37.2 IP led all 'Hoppers relievers... Struck out 15 batters in 8.2 IP in the month of June... Transferred to ALT on 7/29... Went 1.0 IP+ in 11-of-13 games for the Curve... Tossed 2.0 innings in each of his final five outings in September (2.70 ERA)...

2023: Led Pirates minor leaguers in saves with 10, also ranked first in the South Atlantic League and tied-for-sixth in the league with 39 appearances... Spent entire season with High-A Greensboro... Struck out 53 batters in 46.2 IP...

2022: Signed with the Pirates on July 22... Made his professional debut with the FCL Pirates on August 12, tossing one scoreless inning with a strikeout in a start...Made six relief appearances with Bradenton to finish the season... Struck out three batters on August 30 against Fort Myers...

COLLEGE: Went 3-0 with a 3.21 ERA (33.2ip/12er), 45 strikeouts and .222 batting average against in 28 appearances for BYU in 2022... Was named a 2022 All-WCC (West Coast Conference) honorable mention... Played for the Chatham Anglers in the Cape Cod League in the summer of 2022, where he went 2-0 with a 1.98 ERA (13.2ip/3er) and 17 strikeouts in four games (three starts)...



CAREER STATISTICS

YR	CLUB	W-L	ERA	GS	CG	SHO	SV	IP	H	R	ER	HR	BB	SO
22	2 Teams (Rk./A)	0-0	8.31	7	1	0	0	8.2	9	9	8	1	8	8
23	Greensboro (A+)	4-5	4.44	39	0	0	10	46.2	45	32	23	1	21	53
24	Altoona (AA)	3-1	6.55	13	0	0	0	22.0	23	17	16	2	14	28
	2 Teams (A+/AA)	5-3	3.92	44	1	0	7	59.2	49	32	26	2	29	78
25	Altoona (AA)	3-2	5.40	38	2	0	0	55.0	62	37	33	5	31	67
	MiLB Totals (4 seasons)	12-10	4.76	128	4	0	0	170.0	165	110	90	9	89	206



PERSONAL

HEIGHT/WEIGHT: 6-1/182
BIRTHPLACE: Hazel Crest, Illinois
BORN: May 26, 2001
ACQUIRED: Trade - Kansas City (2024)

BATS/THROWS: Left/Left
RESIDES: Oak Forest, Illinois
AGE: 24 (Turns 25 on May 26)
SCHOOL: Miami (OH) University

CAREER HIGHS

IP (START): 5.0 - 7/12/24 (BRD vs JUP)
IP (RELIEF): 5.1 - 8/30/24 (BRD vs TAM)
RUNS ALLOWED: 6, 3x, last - 7/12/24 (BRD vs JUP)

STRIKEOUTS: 7 - 4/12/25 (GB0 @ WS)
WALKS: 6 - 5/21/25 (GB0 @ ASH)
MOST HITS: 9 - 6/22/24 (BRD vs LAK)

CAREER HIGHLIGHTS

CAREER TRANSACTIONS: Drafted by the Kansas City Royals in the 17th round (499th overall) of the 2023 First Year Player Draft out of Miami (OH) University... Signed by Royals on July 18, 2023... Traded by the Kansas City Royals to the Pittsburgh Pirates in exchange for RHP Colin Selby on April 7, 2024...

CURVE CUTS: Connor Thomas Oliver... Son of Regina and Thomas Oliver... Pitched for the State College Spikes in the MLB Draft League in 2021 after his college season, making two appearances and going 1-1 with a 3.00 ERA in 6.0 innings with four walks and seven strikeouts... Graduated from Oak Forest (IL) High School, where he was a First Team All-State performer and Conference Player of the Year... Struck out 79 hitters with a 0.79 ERA in 44.1 innings as a senior...

2025: Spent majority of the season at High-A Greensboro... Made 22 appearances with seven starts for the Grasshoppers, going 6-2 with a 4.68 ERA in 5.0 innings... Went on IL on May 30, returned with one rehab appearance in Bradenton on July 18, tossing two scoreless innings...

2024: Spent entire season with Low-A Bradenton after being acquired by the Pirates on April 7... Allowed 46 earned runs in 79.0 innings in his first full professional season, making 24 appearances with nine starts...

2023: Made professional debut with ACL Royals on August 16, tossing one scoreless inning in his only appearance of the season...

COLLEGE: Pitched at four different schools in four years... Was named to the All-Mid-American Conference second team as a Junior with Miami (OH) in 2023... Started 14 games and finished the season with a team-best 3.89 ERA in 78.2 innings... Ranked 2nd in the conference and 28th in the country with 102 strikeouts... Previous stops included Texas Christian University in 2022, Wabash Valley College (Mount Carmel, IL) in 2021, and Wichita State (KS) University in 2020... Made just one appearance at Wichita State in 2020 before the pandemic, allowing one unearned run with three strikeouts in two innings... Broke out at Wabash Valley College in 2021, going 9-1 with a 1.87 ERA and 92 strikeouts in 57.2 innings... Transferred to TCU in 2022, making nine appearances with one start and a 9.82 ERA in 11 innings...



CAREER STATISTICS

YR	CLUB	W-L	ERA	G	GS	CG	SHO	SV	IP	H	R	ER	HR	BB	SO
23	ACL Royals (Rk.)	0-0	0.00	1	0	0	0	0	1.0	2	0	0	0	0	0
24	Bradenton (A)	1-8	5.24	24	9	0	0	1	79.0	77	51	46	6	36	82
25	2 Teams (A/A+)	6-2	4.50	23	7	0	0	0	52.0	41	30	26	9	36	59
MiLB Totals (3 seasons)		7-10	4.91	48	16	0	0	1	132.0	120	81	72	15	72	141



PERSONAL

HEIGHT/WEIGHT: 6-3/213
BIRTHPLACE: Danbury, CT
BORN: February 27, 2001
ACQUIRED: 11th Round (2022)

BATS/THROWS: Left/Left
RESIDES: Washington Depot, CT
AGE: 25
SCHOOL: Salve Regina (RI)

CAREER HIGHS

IP (START): 6.0, 6x, last - 8/30/25 (ALT @ HBG)
IP (RELIEF): 6.0 - 9/11/25 (ALT @ ERI)
RUNS ALLOWED: 6 - 2x, last 8/13/25 (ALT @ RIC)

STRIKEOUTS: 11 - 7/25/24 (GBO vs ASH)
WALKS: 5 - 8/29/24 (ALT vs NH)
MOST HITS: 9 - 8/17/24 (ALT vs BOW)

CAREER HIGHLIGHTS

CAREER TRANSACTIONS: Drafted by the Pittsburgh Pirates in the 11th round (320th overall) of the 2022 First Year Player Draft out of Salve Regina (RI)... Signed on July 26, 2022 for a bonus of \$125,000...

CURVE CUTS: Dominic Matthew Perachi... Is the first player to be drafted from Salve Regina (Newport, RI)... Signed with the Pirates for a bonus of \$125,000... Born in Danbury, CT, resides in Washington Depot, CT... His father, Matt, is the Athletic Director at Shepaug HS where he attended high school... Shepaug Valley is one of the smaller school districts in Connecticut's Public School system, ranking 167th out of 185 in terms of size... His brother, Michael, plays basketball at Division II Bentley University, his sister Marissa plays Soccer at Division III Salve Regina...

2025: Began the season on the IL with a left elbow injury... Returned to the mound on rehab in the FCL on July 1 and made appearances with Bradenton and Greensboro before joining Altoona on August 1 at Portland... Tossed 5.0 scoreless innings at Portland in his first outing with ALT... Allowed 18 Runs in last 12.1 IP over his next 4 starts... Earned a win in each of his last 2 starts in the regular season (6.0 IP, 0 R at Harrisburg, 5.2 IP, 3 R, vs Richmond)... Tossed 2.0 innings in Game 2 of the Southwest Division series at Erie, allowing two runs... After the season played with the Salt River Rafters in the Arizona Fall League...

2024: Finished the season 4th among PIT MiLB in IP (114.2), 1 of 6 PIT minor leaguers to throw 100.0 IP or more, also ranked 3rd in strikeouts (121), 1st among LHP in the Pirates system... After the season was named a South Atlantic League Post-Season All-Star... Assigned to Greensboro to begin the season and worked as a length reliever three times, totaling 10.1 IP, 4 H, 1 R (0 ER), 4 BB, 7 K... Transferred to ALT on 4/25... Made his team debut with 3.0 IP of relief (4 H, 3R, 2 BB, 2 K)... Made a spot start on 5/2 @ HBG in the 2nd of a DH, took the loss allowing 4 runs (3 ER) in 4.0 IP, 7 H, 3 BB, 2 K... Picked up his first professional save with 4.0 scoreless innings on 5/8 vs Somerset, combined with Ashcraft on a 3-hit shutout... Transferred to GBO on 5/9 and slotted into their rotation going 4-3 with a 2.42 ERA in 13 games, 10 starts... Led the SAL in ERA (2.42), BAA (.175), WHIP (0.87), also ranked 4th in strikeouts (74) in that time (5/14-8/6)... Was named the SAL Pitcher of the Week on July 28 after striking out a career-high 11 batters on 7/25 at Ashville... Transferred

to ALT on 8/6... Allowed a career-high 9 hits on 8/17 vs Bowie... Walked a career-high 5 batters and picked up 8 strikeouts on 8/29 vs. New Hampshire...

2023: Made his professional debut as a starter with Low-A Bradenton, went 5-0 with a 4.76 ERA in 22G / 18 Starts... Struck out 96 batters in 90.2 IP, issued 48 BB...

COLLEGE: Was named the ABCA/Rawlings DIII National Pitcher-of-the-Year in 2022 for Salve Regina University... Was named the Commonwealth Coast Conference Pitcher-of-the-Year and first-team All-CCC in 2022... Went 9-1 with one complete game, a 1.00 ERA (71.2ip/8er) and 20 strikeouts while surrendering just two home runs during the 2022 season



CAREER STATISTICS

YR	CLUB	W-L	ERA	G	GS	CG	SHO	SV	IP	H	R	ER	HR	BB	SO
22	Did not pitch														
23	Bradenton (A)	5-0	4.76	22	18	0	0	0	90.2	92	51	48	10	48	96
24	Greensboro (A+)	6-3	2.08	16	10	0	0	1	73.2	44	20	17	0	19	81
	Altoona (AA)	1-2	6.15	10	8	0	0	1	41.0	54	30	28	4	23	40
	2024 Totals (A+/AA)	7-5	3.53	26	18	0	0	2	114.2	98	50	45	4	42	121
25	Altoona (AA)	3-1	4.89	8	7	0	0	0	35.0	32	22	19	2	15	22
	2025 Totals (Rk./A/A+/AA)	3-1	3.38	13	12	0	0	0	50.2	36	23	19	2	21	39
	MiLB Totals (4 seasons)	15-6	3.94	61	48	0	0	0	256.0	226	124	112	16	111	256



PERSONAL

HEIGHT/WEIGHT: 6-4/200
BIRTHPLACE: Pinole, California
BORN: November 5, 1999
ACQUIRED: MiLB FA - 2026

BATS/THROWS: Right/Right
RESIDES: Pinole, California
AGE: 26 (Turns 27 on November 5)
SCHOOL: Pinole Valley (CA) High School

CAREER HIGHS

IP (START): 6.0, 2x, last - 9/11/22 (JS vs ABD)
IP (RELIEF): 4.0, 3x, last - 8/10/19 (LWD vs WW)
RUNS ALLOWED: 8 - 7/9/21 (JS vs WIL)

STRIKEOUTS: 7 - 6/16/21 (JS @ HV)
WALKS: 5, 3x, last - 8/5/21 (JS vs ABD)
MOST HITS: 9 - 7/9/21 (JS vs WIL)

CAREER HIGHLIGHTS

CAREER TRANSACTIONS: Drafted by the Philadelphia Phillies in the 9th round (257th overall) of the 2018 First Year Player Draft out of Pinole Valley (CA) High School... Signed by Phillies on June 18, 2018... Became a Minor League Free Agent on November 4, 2024... Signed by Pittsburgh Pirates as a Minor League Free Agent on February 5, 2026...

CURVE CUTS: Dominic Michael Pipkin... Signed for an above-slot bonus of \$800,000 with the Phillies... Was a 2018 graduate of Pinole Valley (CA) High School, the same high school as former Major League infielder and Altoona Curve manager Dale Sveum... Had committed to play collegiately at the University of California before signing with the Phillies... Was projected to be a third or fourth round selection, but his college commitment led him to fall to Philadelphia in the ninth... Has thrown just 34 total innings over the last three seasons due to injury... Worked out with and held a Pro Day with Driveline Baseball in the 2025 offseason following his injury recovery... Displayed a four-pitch mix (FB, CH, SL, CB) at his Pro Day and topped out at 98.2 mph...

2025: Did not pitch (injury)... Did not sign with a team in 2025 while recovering from Tommy John surgery...

2024: Opened the season on the Injured List... Returned briefly to make just nine total appearances from June 18 - July 24 before missing rest of season due to injury... Did not allow a run in four scoreless innings over four appearances with Double-A Reading... Underwent surgery for a torn ligament in his throwing arm which ended his season... Became a Free Agent after the season...

2023: Missed first half of the season due to injury... Made rehab stops in the Florida Complex League and Low-A Clearwater, totaling five appearances and 5.1 innings... Transferred to Double-A Reading on July 4... Made 18 relief appearances with the Fightin Phils, going 2-2 with a 3.66 ERA in 19.2 in-

nings... Struck out 23 batters at Double-A... Made two appearances against Altoona, tossing two total innings and allowing two runs on four hits with three strikeouts... Allowed a home run to Curve 1B Mason Martin in the 8th inning of a 4-3 loss on July 20 at PNG Field... Was part of a combined one-hitter on July 28 against Binghamton started by Griff McGarry... Earned first save with Reading on August 3 at Hartford... Pitched in the Arizona Fall League for Scottsdale after the season, making three appearances and not allowing an earned run across 2.2 innings pitched...

2022: Returned to High-A Jersey Shore, where he spent the entire season... Made 13 starts with 30 total appearances in the last season he has served as a regular starter... Walked 51 batters and struck out 64 over 73.2 innings, going 4-7 with a 5.01 ERA...

2021: Spent entire season with High-A Jersey Shore, making 16 appearances with 12 starts, tossing 58 innings... Averaged 9.93 strikeouts per nine innings pitched (64 strikeouts in 58 IP)... Placed on the Injured List on August 20 through end of season with a right shoulder strain...

2019: Spent entire season with Single-A Lakewood... Made 24 appearances with 12 starts, tossing 71.2 innings in first full season... Placed on the Injured List on August 26 through end of season with right shoulder inflammation...

2018: Began his professional career following the draft with the Rookie-Level Gulf Coast Phillies East, making 10 appearances with eight starts in 29.2 innings pitched... Held left-handed hitters to a .194 average (6-for-31)... Participated in the Florida Instructional League following the season...

CAREER STATISTICS

YR	CLUB	W-L	ERA	G	GS	CG	SHO	SV	IP	H	R	ER	HR	BB	SO
18	GCL Phillies (Rk.)	1-2	3.64	10	8	0	0	0	29.2	27	12	12	3	8	18
19	Lakewood (A)	3-4	5.15	24	12	0	0	1	71.2	71	51	41	4	45	44
21	Jersey Shore (A+)	4-3	4.97	16	12	0	0	0	58.0	58	34	32	6	27	64
22	Jersey Shore (A+)	4-7	5.01	30	13	0	0	0	73.2	71	52	41	6	51	64
23	3 Teams (Rk./A/AA)	4-2	5.40	23	1	0	0	1	25.0	23	15	15	3	10	30
24	3 Teams (Rk./A+/AA)	0-0	0.00	9	0	0	0	0	9.0	7	4	0	0	5	10
25									-- Did Not Pitch (Injured)						
MiLB Totals (6 seasons)		16-18	4.75	112	46	0	0	2	267.0	257	168	141	22	146	230

2026 CURVE



PERSONAL

HEIGHT/WEIGHT: 5-10/243
BIRTHPLACE: San Felix, Venezuela
BORN: August 12, 2005
ACQUIRED: Non-Drafted Free Agent (2022)

BATS/THROWS: Right/Right
RESIDES: Puerto La Cruz, Venezuela
AGE: 20 (Turns 21 on August 12)
SCHOOL: N/A

CAREER HIGHS

HITS: 4 - 6/22/22 (D-PIG vs D-PIB)
RUNS: 4 - 6/22/22 (D-PIG vs D-PIB)
HOME RUNS: 2 - 7/1/24 (BRD vs FTM)

RBI: 6 - 6/22/22 (D-PIG vs D-PIB)
STOLEN BASES: 1, 4x, last - 4/4/25 (BRD @ DBT)
HITTING STREAK: 7, 2x, last 4/20-4/29/25

CAREER HIGHLIGHTS

CAREER TRANSACTIONS: Signed by the Pittsburgh Pirates as a non-drafted free agent on January 15, 2022...

CURVE CUTS: Axiel Naim Plaz... Signed by Pirates scout Jesus Morelli... Signed for a \$350,000 bonus, tied for the 6th highest bonus in the Pirates' 2022 International Free Agent Class...


2026: Named to Pirates Spring Breakout roster... Enters the season rated by MLB Pipeline as the Pirates' No. 22 prospect...

2025: Entered the season rated by Baseball America and MLB Pipeline as the Pirates' No. 28 prospect... Split the season between Low-A Bradenton and High-A Greensboro... Played 55 games for the Marauders, hitting .262 (53-for-202) with 11 doubles and nine home runs... Matched a career-long seven game hitting streak from April 20-29, recording exactly 7 hits... Placed on the IL on June 19, activated and promoted to Greensboro on August 19... Played in 11 games at High-A, hitting .086 (3-for-35) with a double and a home run... Played in Arizona Fall League with Scottsdale after season, hitting .354 (17-for-48)...

2024: Split the season between the FCL and Low-A Bradenton... Played a career-high 84 games, with first 8 games coming in the FCL before playing 76 in Bradenton... Hit .207 (50-for-242) with 11 doubles, and a career-high 15 home runs with the Marauders... Struck out 82 times in 76 games at Low-A... Recorded first career multi-home run game on July 1, finishing 2-for-4 with two home runs and three RBI...

2023: Entered the season rated by Baseball America as the Pirates' No. 28 prospect... Made the transition to stateside Minor Leagues, spending the season in the Florida Complex League... Numbers dipped from his hot 2022 summer, hitting .152 in 33 games with 40 strikeouts and only 15 hits...

2022: Made professional debut in the Dominican Summer League at 17-years-old... Named a Dominican Summer League Mid-Season All-Star... Was named the Dominican Summer League Player of the Week 6/20-6/26... In 86 plate appearances, Plaz batted .382/.500/.706 with 11 doubles, a triple, and three home runs... Recorded a career-high four hits with two doubles, a triple, a home run, a career-high four runs scored and a career-high six RBI on June 22...



CAREER STATISTICS

YR	CLUB	AVG	G	AB	R	H	2B	3B	HR	RBI	BB	SO	SB	OBP	SLG
22	DSL Pirates (Rk.)	.382	32	68	16	26	11	1	3	21	13	16	2	.500	.706
23	FCL Pirates (Rk.)	.152	33	99	18	15	4	1	1	13	21	40	0	.351	.242
24	2 Teams (Rk./A)	.203	84	261	38	53	12	0	15	48	36	87	1	.304	.421
25	2 Teams (A/A+)	.236	66	237	32	56	12	0	10	46	26	53	1	.327	.414
MiLB Totals (4 seasons)		.226	215	665	104	150	39	2	29	128	96	196	4	.341	.421



PERSONAL

HEIGHT/WEIGHT: 6-3/226
BIRTHPLACE: Atlanta, Georgia
BORN: November 27, 2002
ACQUIRED: 4th Round - (2023)

BATS/THROWS: Right/Right
RESIDES: Marietta, Georgia
AGE: 23 (Turns 24 on November 27)
SCHOOL: West Virginia University

CAREER HIGHS

IP (START): 6.1 - 9/4/24 (GBO vs BG)
IP (RELIEF): 3.0 - 8/18/23 (FCL PIR VS. FCL BAL)
RUNS ALLOWED: 5 - 7/6/25 (GBO @ ABD)

STRIKEOUTS: 10 - 2x, last 8/27/25 (GBO vs WIL)
WALKS: 5, 4x, last - 9/7/25 (GBO @ HV)
MOST HITS: 6, 2x, last - 7/12/25 (GBO vs BG)

CAREER HIGHLIGHTS

CAREER TRANSACTIONS: Drafted by the Pittsburgh Pirates in the 4th round (104th overall) in the 2023 First-Year Player Draft out of the West Virginia University... Signed on July 14, 2023...

CURVE CUTS: Carlson Timothy Reed (Carlson)... Signed with the Pirates for a bonus of \$597,500, slightly under the slot value of \$646,900... Features a fastball, sinker, sweeping slider and change-up... Ranked by Baseball America as the 180th best prospect in the 2023 draft... Attended Marietta High School in Georgia, same school that Dansby Swanson attended... Majored in Finance at WVU... Collegiate teammate JJ Wetherholt was selected 7th overall in the 2024 draft by the St. Louis Cardinals... Also shared a pitching staff with 2023 Curve LHP Jackson Wolf for one season at WVU...

2025: Named to the Pirates Spring Breakout roster... Entered the season ranked by Baseball America as the Pirates No. 16 prospect... Opened the season on the injured list and returned to action on a rehab assignment with the FCL Pirates and Bradenton... Joined Greensboro on June 3 and pitched for them through the rest of the season... Went 2-4 with 4.08 ERA in 19 total appearances... Issued 50 walks in 63.0 innings with Greensboro, earned 61 strikeouts... Turned in his best start of the season on August 27 against Wilmington, tossing six scoreless frames with a career-high matching 10 strikeouts, was named the South Atlantic League's Pitcher of the Week following the outing... After the season pitched for Salt River in the Arizona Fall League...

2024: Led all Pirates farmhands with a .173 batting average against and ranked among leaders in ERA (1.99, 2nd), strikeouts (130, 2nd), starts (23, T3rd), WHIP (1.08, 4th) and innings pitched (108.2, 5th)... Was named the South Atlantic League Pitcher of the Week for the week of 8/19-8/25... Was named the Florida State League Pitcher of the Week for the week of 6/3-6/9... Entered the season rated by Baseball America as the Pirates' No. 26 prospect... Walked 26 batters in his first 39.2 IP of the season before holding opponents to a .197 batting average against and issuing just seven walks in 21.1 innings in the month of June... Was promoted to High-A Greensboro on August 3 and turned in 3.1 scoreless inings in the backend of a doubleheader... Struck out a career-best 10 batters on August 23 against Asheville... Tossed six hitless innings in his next outing on August 29 at Rome... Fired 6.0 innings or more in each of his final three starts of the season with Greensboro... Tossed four scoreless innings in Game One of the SAL Division Series against Hudson Valley...

2023: Pitched for the Trenton Thunder and West Virginia Black Bears in the MLB Draft League after finishing his collegiate season at West Virginia...

COLLEGE: Was named to the National Collegiate Baseball Writers Association Stopper of the Year Award watch list and to the All-Big 12 first team as a junior at West Virginia... Struck out 60 batters in 38.0 innings out of bullpen and recorded a 2.61 ERA with seven saves in his final season with the Mountaineers...



CAREER STATISTICS

YR	CLUB	W-L	ERA	G	GS	CG	SHO	SV	IP	H	R	ER	HR	BB	SO
23	FCL Pirates (Rk.)	1-2	2.57	4	2	0	0	0	7.0	7	7	2	0	3	6
24	Bradenton (A)	5-3	2.43	17	17	0	0	0	77.2	55	26	21	4	42	96
	Greensboro (A+)	1-0	0.87	6	6	0	0	0	31.0	11	7	3	1	9	34
	2024 Totals (A/A+)	6-3	1.99	23	23	0	0	0	108.2	66	33	24	5	51	130
25	3 Teams (Rk./A/A+)	2-4	4.08	19	19	0	0	0	70.2	48	37	32	6	53	65
	MLB Totals (3 seasons)	9-9	2.80	46	44	0	0	0	186.1	121	77	58	11	107	201



PERSONAL

HEIGHT/WEIGHT: 6-5/228
BIRTHPLACE: Petare, Venezuela
BORN: September 1, 2002
ACQUIRED: Non-Drafted Free Agent (2019)

BATS/THROWS: Right/Right
RESIDES: Caracas, Venezuela
AGE: 23 (Turns 24 on September 1)
SCHOOL: N/A

CAREER HIGHS

HITS: 6 - 7/22/22 (F-PIR vs F-ORI)
RUNS: 3, 2x, last - 7/6/25 (GBO @ ABD)
HOME RUNS: 2 - 4/23/25 (GBO @ BG)

RBI: 5 - 4/18/25 (GBO vs JS)
STOLEN BASES: 2, 2x, last - 7/21/23 (F-PIR @ F-ORI)
HITTING STREAK: 9 games, 6/24 - 7/8/23

CAREER HIGHLIGHTS

CAREER TRANSACTIONS: Signed by the Pittsburgh Pirates as a non-drafted free agent on July 2, 2019...

CURVE CUTS: Javier Eduardo Rivas... Signed by Pirates International Scout Victor Alvarez... Was ranked as the No. 61 overall International prospect in the 2019-20 class by Baseball America...

2025: Split the season between High-A Greensboro and Double-A Altoona... Led the South Atlantic League in RBI (72) and OPS (.780) across 94 games... Also ranked fifth in the South Atlantic League in batting, tied for third in home runs, second in slugging, ninth in extra-base hits (32), and fifth in total bases (163)... Ranked tied for second among Pirates farmhands in home runs (21) and RBI (86) and first in games played (125)... Led all qualified hitters in Greensboro in batting average... Set a career-high with five RBI on April 18 vs Jersey Shore, finishing 4-for-6 with a home run... Recorded first multi-home run game of his career on April 23 at Bowling Green... Promoted from Greensboro to Altoona on August 5... Finished the season hitting .209 with seven doubles and three home runs in 31 games...

2024: Split the season between Low-A Bradenton and High-A Greensboro... Ranked among all Pirates minor leaguers in triples (19, tied for eighth), and extra-base hits (33, tied for 10th)... Also ranked 10th in the Florida State League in slugging and home runs... Began the season slow, hitting .090 with a .320 OPS in April, but got hot in June with a 1.046 OPS... Was named Florida State League Player of the Week for the week of 6/3 - 6/9...

2023: Split the season between the FCL and Low-A Bradenton... Began the season in Bradenton before being sent back to FCL on June 7... Played in 40 games in the FCL, hitting .285 with 11 doubles before his promotion back to Bradenton on August 31... His 63 RBI were fifth-most among all Pirates farmhands... Recorded a career-long hitting streak

of nine games from 6/24-7/8...

2022: Spent the entire season in the Florida Complex League... Finished tied for sixth in the FCL in RBI and tied for 10th in home runs... Set a career-high with six hits on July 22 vs the FCL Orioles, finishing 6-for-6 with a home run and four RBI... Hit .344/.437/.557 in the month of July...

2021: Spent the entire season in the Dominican Summer League after sitting out an entire year due to the COVID-19 pandemic... Batted .151 in 51 games, averaging a strikeout once every three at-bats...



CAREER STATISTICS

YR	CLUB	AVG	G	AB	R	H	2B	3B	HR	RBI	BB	SO	SB	OBP	SLG
21	DSL Pirates (Rk.)	.133	51	173	19	23	5	1	0	10	11	56	6	.214	.173
22	FCL Pirates (Rk.)	.265	46	155	24	41	9	0	5	29	10	43	4	.337	.419
23	2 Teams (Rk./A)	.233	94	361	33	84	15	1	4	63	27	127	8	.299	.313
24	2 Teams (A/A+)	.215	107	368	42	79	19	2	12	42	16	132	7	.274	.375
25	Altoona (AA)	.209	31	110	11	23	7	0	3	14	3	26	0	.239	.355
	2 Teams (A+/AA)	.252	125	464	64	117	20	1	21	86	22	118	4	.301	.435
	MiLB Totals (5 seasons)	.226	423	1521	182	344	68	5	42	230	86	476	29	.288	.360



PERSONAL

HEIGHT/WEIGHT: 6-0/226
BIRTHPLACE: Santurce, Puerto Rico
BORN: September 30, 1999
ACQUIRED: Minor League Free Agent (2022)

BATS/THROWS: Right/Right
RESIDES: Fajardo, Puerto Rico
AGE: 26 (Turns 27 on September 30)
SCHOOL: Faulkner University (AL)

CAREER HIGHS

HITS: 3, 3x, last - 8/30/24 (GBO @ ROM)
RUNS: 3 - 6/12/24 (GBO @ WS)
HOME RUNS: 3 - 6/12/24 (GBO @ WS)

RBI: 4, 7x, last - 9/7/25 (IND @ COL)
STOLEN BASES: 2, 2x last - 8/9/24 (GBO vs. ROM)
HITTING STREAK: 5 games, 8/27 - 8/31/24

CAREER HIGHLIGHTS

CAREER TRANSACTIONS: Signed by the Pittsburgh Pirates as a minor league free agent on December 2, 2022...

CURVE CUTS: Shawn Michael Ross (Shawn)... Played collegiately at Faulkner University (Montgomery, AL) from 2020-22 and at Clarendon College (Clarendon, TX) in 2019... Attended Colegio Héctor Urdaneta (Ceiba, Puerto Rico)... Spent the 2022 season with Grand Junction of the independent Pioneer League following his collegiate season at NAIA Faulkner University...

2025: Opened the season with Altoona, reached base safely in 5-of-6 games played, spent the majority of the season with Triple-A Indianapolis... Reached base safely in 20-of-30 games played with Altoona... Transferred to Indy on 4/15... Went 2-for-9... Transferred to back to Altoona on 4/18... Hit the first Pinch-Hit Grand Slam by a Curve batter at PNG Field on 4/20 vs Somerset... Changed his number from #25 to #10 on 5/2... Changed his number from #10 to #54 on 5/27... Transferred to IND on 6/8 and spent the rest of the season with the Indians... Both of his homers hit for the Curve were go-ahead shots...

2024: Spent the entire season with High-A Greensboro... Tied for the lead in home runs among all Pirates farmhands, while also ranking among leaders in walks (6th), RBI (T-7th), slugging (8th) and extra-base hits (34, 9th)... Also led the South Atlantic League in home runs and ranked among league leaders in slugging (6th), OPS (.793, 6th), RBI (T-8th) and walks (T-8th)... Was Greensboro's catcher on a near-everyday basis... Threw out 28% of base stealers... Hit 11 of his 23 home runs in road

games, away from Greensboro's hitter-friendly ballpark... After the season, played two games with Indios de Mayaguez in the Puerto Rican Winter League, suited up with major league veterans Isan Diaz, Shed Long Jr., and Martin Maldonado... 2022 Curve staff member Stephen Morales has served as the Bench Coach for Indios for several seasons...

2023: Spent the entire season with High-A Greensboro, his first season as a Pirates minor leaguer... Began a conversion to catcher and caught 21 games after signing as an infielder...

CAREER STATISTICS

YR	CLUB	AVG	G	AB	R	H	2B	3B	HR	RBI	BB	SO	SB	OBP	SLG
23	Greensboro (A+)	.203	55	182	37	37	6	0	14	33	33	88	0	.324	.467
24	Greensboro (A+)	.193	92	305	52	59	10	1	23	58	57	132	12	.334	.459
25	Altoona (AA)	.163	35	98	10	16	6	0	2	12	15	48	0	.281	.286
	2 Teams (AA/AAA)	.174	68	207	23	36	10	0	5	28	29	102	0	.285	.295
	MLB Totals (3 seasons)	.190	215	694	112	132	26	1	42	119	119	322	12	.317	.412

2026 CURVE



PERSONAL

HEIGHT/WEIGHT: 5-11/187
BIRTHPLACE: Frisco, TX
BORN: November 24, 2005
ACQUIRED: 2nd Round (2024)

BATS/THROWS: Left/Right
RESIDES: McKinney, TX
AGE: 21 (Turns 22 on November 24)
SCHOOL: Independent HS (TX)

CAREER HIGHS

HITS: 3, 5x, last - 7/25/25 (BRD vs DUN)
RUNS: 3, 2x, last - 6/7/25 (BRD @ CLR)
HOME RUNS: 2, 6/7/25 (BRD @ CLR)

RBI: 5, 6/7/25 (BRD @ CLR)
STOLEN BASES: 2 - 5x, last - 7/12/25 (BRD vs SLU)
HITTING STREAK: 7 games, 5/16 - 5/26/25

CAREER HIGHLIGHTS

CAREER TRANSACTIONS: Selected the Pittsburgh Pirates in the 2nd Round (47th) overall in the 2024 First-year player draft out of Independent HS (TX)... Signed on July 29, 2024...

CURVE CUTS: Wyatt Steven Sanford... Signed with the Pirates for a bonus of \$2,500,000... His father Chance was drafted in the 27th round in 1992 out of San Jacinto College (Pasadena, TX) and reached the major leagues with the Pirates (1998) and Dodgers (1999), totaling 19 games and going 6-for-36 at the plate in his major league career... His father played 9 years of professional baseball, wrapping up after playing 110 games with the Atlantic City Surf in the Atlantic League... Was rated by MLB Pipeline as the No. 35 draft prospect (No. 42 by Baseball America)... Was recognized as the District 10-5A Defensive Player of the Year in 2024 as a senior at Independence High School (Frisco, TX)... Is known as one of the top defensive players in the Pirates minor league system with gap-to-gap power and above-average speed... Was committed to play his college baseball at Texas A&M...

2025: Entered the season rated by Baseball America as the Pirates' No. 7 prospect... Ranked tied for fourth among Pirates minor leaguers in stolen bases (34)... Ranked second in the Florida Complex League in stolen bases and OBP, tied for sixth in walks and seventh in OPS (.857) at the time he was promoted to Bradenton on 6/3... Played 64 total games between the FCL and Bradenton Marauders... Recorded a .384 on-base percentage...

2024: Did not appear after his signing with the Pirates...

2026 CURVE

CAREER STATISTICS

YR	CLUB	AVG	G	AB	R	H	2B	3B	HR	RBI	BB	SO	SB	OBP	SLG
25	2 Teams (Rk./A)	.243	64	218	46	53	8	3	5	25	34	54	34	.384	.376
MiLB Totals (1 seasons)		.243	64	218	46	53	8	3	5	25	34	54	34	.384	.376



PERSONAL

HEIGHT/WEIGHT: 6-4/203
BIRTHPLACE: Voorhees, New Jersey
BORN: December 2, 2002
ACQUIRED: 2nd Round (2021)

BATS/THROWS: Left/Left
RESIDES: Sicklerville, New Jersey
AGE: 22 (Turns 23 on December 2)
SCHOOL: Bishop Eustace (NJ) Prep School

CAREER HIGHS

IP (START): 7.0 - 5/18/23 (GBO @ ASH)
IP (RELIEF): 4.0, 2x, last - 7/15/22 (BRD vs. JUP)
RUNS ALLOWED: 4, 3x, last - 6/17/23 (ALT @ SOM)

STRIKEOUTS: 8, 2x, last - 5/6/23 (GBO @ WS)
WALKS: 6 - 5/12/23 (GBO vs. JS)
MOST HITS: 7, 2x, last - 8/31/23 (ALT @ ERI)

CAREER HIGHLIGHTS

CAREER TRANSACTIONS: Drafted by the Pittsburgh Pirates in the 2nd round (37th Overall) in the 2021 First-Year Player Draft out of Bishop Eustace Prep School in Pennsauken, NJ... Signed on July 20, 2021 for a bonus of \$2.8 million...

CURVE CUTS: Anthony Epifanio Solometo... Last name pronounced "saul-o-MEET-o-..." Does everything in life right-handed except for sports... Because of his unorthodox delivery has earned comparisons to LHP Madison Bumgarner and LHP Mackenzie Gore... Attended Gloucester Catholic HS as a freshman and sophomore before transferring to powerhouse Bishop Eustace Prep for his final two seasons... Recent Bishop Eustace alumni include RHP Zac Gallen, RHP Tyler Phillips and RHP Devin Smeltzer... Committed to the University of North Carolina after his freshman year of high school... Was rated as the 17th-best player in the 2021 MLB Draft by MLB Pipeline (28th by Baseball America)... Was rated by Baseball America as having the fourth-best "Breaking Ball" and having the fifth-best "Control" among high school players in the 2021 draft... First identified as a fan of the Pittsburgh Steelers after the team beat the Seattle Seahawks in Super Bowl XL (wore No. 32 in high school as a fan of Steelers Hall-of-Famer Franco Harris), now roots for the Philadelphia Eagles... Started working out at Tread Athletics, a pitching development complex in Charlotte, NC that has worked with Pirates RHP Mitch Keller in the '22-23 off-season where he dropped his playing weight from 220 to 195... Lists his favorite player growing up as LHP Cole Hamels... Has a dog named Buggy... Told Young Bucs in August of 2023 that Dick Vitale is the most famous contact in his phone... Tried Salami for the first time while eating a slice of Altoona style pizza at PNG Field in 2023... Is a die-hard fan of the two-time Super Bowl Champion Philadelphia Eagles...

2025: Entered the season as the No. 14 prospect in the system according to MLB Pipeline and the No. 15 prospect according to Baseball America... Opened the season in Altoona's rotation before going on the IL on 4/18 with a left shoulder injury... Contributed to 15 consecutive scoreless innings by Curve starters to begin season (5.0 with Barco, Dotel, Chen)... Made 1 appearance with Bradenton on rehab on June 18 and missed the rest of the season...

2024: Entered the season as the No. 82 prospect in baseball according to MLB Pipeline... Spent the majority of his season with Altoona, going 1-7 with a 5.98 ERA in 20 games, 17 starts... Walked 39 batters in 70.1 total innings, totaled 39 walks in 110.1 IP in 2023... Was a non-roster invite to Pittsburgh Pirates Spring Training... Was named to the Pirates Spring Breakout roster but did not play due to illness... Changed Number from #45 to #35 on 4/25... Walked 15 batters in his first 19.0 IP of the season before finally tossing a walkless outing on May 5 at Harrisburg... Placed on the Development List on 6/20 and transferred to Florida to get back on track... Transferred back to ALT on 8/8... Tossed 6.0 scoreless innings on 8/31 vs. New Hampshire, first scoreless start of 5.0+ with Altoona since 7/1/23 (30 apps) vs Harrisburg (5.0 IP, 1 H, 0 R, 1 BB, 5 K)... Allowed a career-high 9 hits on 9/13 vs Richmond...

2023: Finished the season 7th among PIT MiLB with 118 strikeouts... Also finished 8th in IP (110.1), 3rd in WHIP (min. 50.0 IP) with a 1.19 mark, 5th in ERA (3.26) and 11th in BB% (8.6%)... Made his High-A debut on April 7 as the Opening Day starter for the Greensboro Grasshoppers, tossing 4.0 innings with 5 strikeouts... Struck out a career-high eight batters on April 19 vs. Greenville... Matched career-high with eight strikeouts on May 6 at Winston-Salem... Walked a career-high six batters on May 12 vs. Jersey Shore... Tossed a career-long 7.0 innings on May 18 at Asheville... Earned first High-A win on May 24, tossing 6.0 shutout innings with five strikeouts vs. Bowling Green... Allowed just one unearned run across 22.0 innings in his last four starts at High-A... Made his Double-A debut on 6/17 @ Somerset, struck out 7 and took the loss... Was the Eastern League's youngest pitcher at 20 years, 6 months, and 15 days when he made his debut... Became the 13th player

in franchise history to suit up for the Curve under the age of 21 and slotted in as the 5th-youngest player in the team's history when he joined the club on June 17... Tossed 14.0 consecutive scoreless innings from the final inning of his team debut through 3 innings on 7/6 vs. Erie... Pitched 1.2 innings on 7/15 at NH (3 H, 3 R, 2 BB, 2 K, 1 HR on 39 pitches, 21 strikes) before rain suspended and eventually cancelled the game... Placed on Development List on 8/8 to manage his inning count for the year, activated on 8/13... Reached innings limit after start vs. Harrisburg on 9/6 and finished the season on Altoona's Development List... Threw the third-most innings by a pitcher age-20 or younger at the Double-A level this season (50.1) and walked just 6.5% of batters he's faced. He was one of 14 pitchers to reach Double-A at age 20 or younger this season... Was named an Organizational All-Star by MLB.com after the season...

2022: Spent the entire season with Single-A Bradenton... Made 13 appearances with eight starts... Tossed 4.0 innings in relief of Bradenton's combined no-hitter on 6/9, a game started by rehabbing Curve RHP Quinn Priester and caught by C Henry Davis... Posted a 1.42 ERA (19.0ip/3er) in five relief appearances and a 3.45 ERA (28.2ip/11er) in eight starts... Recorded a 1.42 ERA (25.1ip/4er), 0.87 WHIP and .148 batting average against in his last six appearances (four starts)... Was named an MiLB Organization All-Star after the season

2021: Did not pitch in 2021 after signing on July 20...

HIGH SCHOOL: Went 4-0 with one save, a 0.21 ERA, 64 strikeouts and five walks in 32.2 innings as a senior at Bishop Eustace Preparatory School, located on a hour and 10 minutes southwest of Bridgewater, NJ where the Somerset Patriots play... Struck out 11 batters in a 5.0 inning no-hitter on 5/1/21 against Don Bosco Preparatory High School... Struck out 11 batters while tossing a 7.0 inning complete game on 4/23/21 against Ocean City while losing his bid for a no-hitter with two outs in the seventh inning... Struck out 14 batters while tossing 7.0 innings of no-hit ball in a 1-0, 10-inning win against Cherry Hill West High School on 5/7/21



CAREER STATISTICS

YR	CLUB	W-L	ERA	G	GS	CG	SHO	SV	IP	H	R	ER	HR	BB	SO
22	Bradenton (A)	5-1	2.64	13	8	0	0	0	47.2	31	16	14	0	19	51
23	Greensboro (A+)	2-3	2.30	12	12	0	0	0	58.2	43	17	15	2	25	68
	Altoona (AA)	2-4	4.35	12	12	0	0	0	51.2	49	27	25	6	14	50
	2023 Totals (A+/AA)	4-7	3.26	24	24	0	0	0	110.1	92	44	40	8	39	118
24	FCL Pirates (Rk.)	0-0	0.00	1	1	0	0	0	3.0	2	0	0	0	1	1
	Bradenton (A-)	0-1	3.12	2	2	0	0	0	8.2	6	3	3	1	3	4
	Altoona (AA)	1-7	5.98	20	17	0	0	0	58.2	60	41	39	7	35	46
	2024 Totals (Rk/A/AA)	1-8	5.37	23	20	0	0	0	70.1	68	44	42	8	39	53
25	Altoona (AA)	1-0	0.90	2	2	0	0	0	10.0	2	1	1	0	4	7
	2 Teams (A/AA)	1-0	2.53	3	3	0	0	0	10.2	2	3	2	0	1	1
	MLB Totals (4 seasons)	11-16	3.73	63	55	0	0	0	239.0	195	108	99	16	102	230

WILL TAYLOR • OUTFIELDER

Curve



PERSONAL

HEIGHT/WEIGHT: 6-0/187
BIRTHPLACE: Columbia, South Carolina
BORN: January 10, 2003
ACQUIRED: 5th Round - 2024

BATS/THROWS: Right/Right
RESIDES: Tampa, Florida
AGE: 23
SCHOOL: Clemson University

CAREER HIGHS

HITS: 3, 5x, last - 8/15/25 (GBO vs GVL)
RUNS: 3 - 6/8/25 (BRD @ CLR)
HOME RUNS: 2, 2x, last - 7/11/25 (GBO vs BG)

RBI: 7 - 6/8/25 (BRD @ CLR)
STOLEN BASES: 2, 2x, last - 8/10/25 (GBO @ ASH)
HITTING STREAK: 7 games, 5/25 - 6/1/25

CAREER HIGHLIGHTS

CAREER TRANSACTIONS: Drafted by the Texas Rangers in the 19th round (554th overall) of the 2021 First Year Player Draft out of Dutch Fork (SC) High School but did not sign... Drafted by the Pittsburgh Pirates in the fifth round (145th overall) of the 2024 First Year Player Draft out of Clemson University... Signed on July 26, 2024...

CURVE CUTS: William Edward Taylor... Graduated from Dutch Fork High School (Irmo, SC), the same school that produced Buffalo Bills kicker Tyler Bass and 2020 Masters winner Dustin Johnson... Attended Ben Lippen (Columbia, SC) School for first three years of high school... Had been projected as a First Round pick in the 2021 MLB Draft out of high school before telling teams he was going to pursue collegiate opportunities... Three-time state champion and all-state selection in wrestling at Ben Lippen... Lettered five times in baseball, four times in football, five times in track & field, and four times in wrestling... Led Dutch Fork to 2020 5A State Title in Football, helping the school to become the first to win five straight state titles... 2020 team ranked No. 18 in the nation according to USA Today... In 10 games as a senior, completed 136-of-203 passes for 2,237 yards and 21 touchdowns (4 INT) while rushing 60 times for 448 yards and 11 touchdowns... Threw for 1,647 yards and rushed for 1,549 yards in 2019 at Ben Lippen... Hit .432 for Ben Lippen in baseball as a sophomore in 2019, lost his junior season due to the COVID-19 pandemic... Played in the Baseball Factory All-Star Game in Frisco Texas, an event that invites the top 40 high school players in the nation... All-State baseball selection as a sophomore and senior (also All-State football as a senior)... Named an Under Armor All-American as a senior... Brother, Paul, played baseball at The Citadel (SC), which is the same school where his father, Eddie, wrestled and his grandfather, Ed, played baseball and football... Spent the 2021-22 and 2022-23 seasons as part of the football team at Clemson in addition to baseball, left the football team for the 2023-24 season to focus on baseball... Was the first Tigers football player to also play baseball since D.J. Reader (2013), who is currently an NFL free agent after playing for the Detroit Lions, Cincinnati Bengals, and Houston Texans... Started his football career at quarterback in 2021 before a scheduled transition to wide receiver in 2022... Suffered a season-ending torn ACL injury in early October of his Freshman season... Recorded five carries for 20 yards, seven receptions for 22 yards and a touchdown, 16 punt returns for 90 yards and a 14-yard kickoff return in 15 career games with 44 offensive snaps... In 2022-23, became first Clemson athlete to play on two different ACC Championship sport teams in the same academic year since James Trapp played on football and mens track teams in 1991-92...

2026: Named to Pirates Spring Breakout roster, started the game in left field and played five innings, going 2-for-2 with an RBI and a run scored...

2025: Split the season between Low-A Bradenton and High-A Greensboro... Played 29 games for Marauders, hitting .333 (34-for-102) with 10 doubles, a triple, and four home runs... Placed on Injured List on April 11 after playing in three games, reinstated on May 4... Promoted to High-A Greensboro on June 10... Hit .231 in 64 games for Grasshoppers with 10 doubles, a triple, and 10 home runs to go with 43 RBI... Drew 33 walks with 76 strikeouts at High-A... Stole a combined 23 bases on the season... Recorded two multi-home run games, with first coming on June 8 with Bradenton with a career-high 7 RBI and 3 runs scored (3-for-5, 2B, 2 HR, 7 RBI, 3 R) and second coming with Greensboro on July 11 (3-for-5, 2 HR, 4 RBI)...

2024: Played in 17 games for Low-A Bradenton following the draft... Hit first professional hit and home run in second career game on August 15, a grand slam...

COLLEGE: Spent three years on the baseball team and two years on the football team at Clemson... A career .313 hitter with a .484 slugging percentage and a .470 on-base percentage in 107 games (105 starts) over three seasons... Fourth in Tiger history in walks per at-bat (one every 4.09)... Missed first 45 games of his Freshman season due to torn ACL injury suffered in football season... Played 13 games and hit .260 with 14 runs, a home run, four RBI... Won Team's Most Improved Award as a Sophomore... Hit .362 with 67 runs, 16 doubles, two triples, five home runs, 46 RBI in 62 games... Had a team best .465 OBP as a Junior... Hit .230 with 28 runs, two doubles, a triple, seven home runs, 19 RBIs and 33 walks in 32 games as a Junior... Ended the season on a 26-game on-base streak... Went 3-for-3 with three home runs and four runs scored against USC Upstate on Feb 27, 2025, becoming the 16th Tiger to hit three home runs in a game and tying the Tiger-record for home runs in a game... Suffered an arm injury on April 14 and missed time... Ranked No. 16 outfielder in the nation in the preseason by D1Baseball and the No. 25 Junior by Perfect Game...

2026 CURVE

CAREER STATISTICS

YR	CLUB	AVG	G	AB	R	H	2B	3B	HR	RBI	BB	SO	SB	OBP	SLG
24	Bradenton (A)	.206	17	63	11	13	3	0	2	10	9	20	3	.329	.349
25	2 Teams (A/A+)	.262	93	336	68	88	20	2	14	62	49	106	23	.373	.458
MiLB Totals (2 seasons)		.253	110	399	79	101	23	2	16	72	58	126	26	.366	.441



PERSONAL

HEIGHT/WEIGHT: 6-2/224
BIRTHPLACE: Brandon, Mississippi
BORN: June 23, 2000
ACQUIRED: 10th Round (2023)

BATS/THROWS: Right/Right
RESIDES: Brandon, Mississippi
AGE: 25 (Turns 26 on June 23)
SCHOOL: Louisiana Tech

CAREER HIGHS

IP (START): N/A
IP (RELIEF): 2.0, 25x, last - 9/16/25 (ALT vs ERI)
RUNS ALLOWED: 4, 2x, last - 6/14/24 (BRD @ DJN)

STRIKEOUTS: 4, 3x, last - 6/1/25 (GB0 vs BG)
WALKS: 4 - 4/17/25 (GB0 vs JS)
MOST HITS: 5 - 7/28/24 (BRD vs LAK)

CAREER HIGHLIGHTS

CAREER TRANSACTIONS: Drafted by the Pittsburgh Pirates in the 10th round (287th overall) of the 2023 First Year Player Draft out of Louisiana Tech... Signed by Pirates on July 14, 2023...

CURVE CUTS: Landon James Tomkins... Signed with the Pirates for a bonus of \$15,000... Graduated from Northwest Rankin High School in Flowood, Mississippi... Tabbed a Preseason All-American and All-District as a junior, serving as the closer in his junior and senior seasons... Parents are Larry and Tracy Tomkins... Has one younger sister, Ansley... Was the 79th player to be drafted in Louisiana Tech history, became the fourth to be drafted to Pittsburgh (first since Mike Jefferson in 2011)...

2025: Began the season with High-A Greensboro, where he went 6-3 with a 2.47 ERA in 39 games... Held opponents to a .184 batting average against in Greensboro... Promoted to Altoona on August 12 and finished the season with 10 appearances, going 2-0 with a 2.84 ERA in 12.2 innings... Set down all six hitters he faced as the first reliever after Wilber Dotel in Game One of the Southwest Division Series vs Erie... Set career-highs in innings pitched (60.0), strikeouts (57), appearances (49), and hits allowed (50)... His 49 appearances were tied for third among Pirates farmhands... Ranked ninth in the South Atlantic League in appearances (39)... Walked just eight batters in his last 20 outings of the season (26.0 IP)...

2024: Split the season between Low-A Bradenton and High-A Greensboro... Went 2-1 with a 3.86 ERA in 25 appearances to begin the season in Bradenton, tossing 32.2 innings and striking out 34... Promoted to High-A Greensboro on August 6, finishing the season with 10.1 innings over nine appearances... His eight saves were tied for second-most among Pirates farmhands... His seven saves in Bradenton were tied for seventh-most in the Florida State League...

2023: Made 11 appearances in relief with Low-A Bradenton following the draft, totalling 16.0 in-


nings... Allowed 10 runs on 17 hits with eight walks and six strikeouts...

COLLEGE: Spent 2019 and 2020 seasons at Hinds Community College (Raymond, MS) before spending three years at Louisiana Tech... Finished with a 1.71 ERA and 21 strikeouts in 21 innings pitched at Hinds... Led Hinds with 18 appearances out of the bullpen as a freshman in 2019... Helped Hinds reach No. 3 in the NJCAA rankings in 2020... Had a career 13-4 record and a 3.94 ERA in 74 appearances (six starts) at LA Tech... Struck out 75 batters over a team-high 30 appearances (six starts) as a senior at Louisiana Tech, which was more than his prior two seasons combined (57)... His 30 appearances is tied for fourth most in program history...



CAREER STATISTICS

YR	CLUB	W-L	ERA	G	GS	CG	SHO	SV	IP	H	R	ER	HR	BB	SO
23	Bradenton (A)	1-1	4.50	11	0	0	0	0	16.0	17	10	8	1	8	6
24	2 Teams (A/A+)	3-3	4.19	34	0	0	0	8	43.0	38	24	20	3	17	46
25	Altoona (AA)	2-0	2.84	10	0	0	0	0	12.2	20	4	4	0	6	10
25	2 Teams (A+/AA)	8-3	2.55	49	0	0	0	6	60.0	50	19	17	1	25	57
MLB Totals (3 seasons)		12-7	3.40	94	0	0	0	14	119.0	105	53	45	5	50	109



PERSONAL

HEIGHT/WEIGHT: 6-2/197
BIRTHPLACE: Chicago, IL
BORN: January 17, 2001
ACQUIRED: 9th Round (2022)

BATS/THROWS: Right/Right
RESIDES: La Grange, IL
AGE: 25
SCHOOL: Yale University

CAREER HIGHS

IP (RELIEF): 3.0, 4/20/25 (GBO vs JS)
RUNS ALLOWED: 4, 2x, last - 4/6/25 (GBO vs ASH)
STRIKEOUTS: 4, 3x, last - 9/4/25 (ALT vs RIC)

WALKS: 3, 6/18/25 (GBO @ GVL)
MOST HITS: 4, 3x, last - 5/4/25 (GBO vs WS)

CAREER HIGHLIGHTS

CAREER TRANSACTIONS: Drafted by the Pittsburgh Pirates in the 9th Round (260th overall) in the 2022 First-Year Player Draft out of the Yale University...

2024: Split the season between Bradenton (10 games) and Greensboro (20 games) and went 1-2 with a 1.11 ERA (5 ER / 40.2 IP) and struck out 38 batters in 40.2 innings...

CURVE CUTS: Michael James Walsh (Mike)... Signed with the Pirates for a bonus of \$147,500... In 2022, earned All-Ivy League honorable mention recognition after striking out 80 batters across 11 starts (65.0ip) as a junior at Yale... Became one of 9 players in Yale history to be selected within the draft's first 10 rounds... Attended Lyons Township High School (La Grange, IL), the same school that produced actor David Hasselhoff, as well as two-time Super Bowl-winner and 2021 Pro Bowl kicker Jake Elliott... Noted that some of his favorite players growing up were Chris Sale and Bobby Jenks...

2026: Was a non-roster invitee to Pirates Spring Training, tossed a pair of scoreless innings in relief...

2025: Finished the season T-2nd in appearances in PIT MiLB (49)... Ranked 3rd in the org in saves (8)... Began the season with Greensboro and went 4-1 with a 2.76 ERA in 38 games, earned 7 saves... His 7 saves were 3rd-most among PIT MiLB... Tossed 2.0 scoreless in playoff clincher on 9/7... Pitched in a pair of postseason games and earned the Win in Game One of the Southwest Division series against Erie... Struck out 4 batters in 4.0 playoff innings... Altoona was 9-2 in his 11 regular season appearances... Improved his first strike% from 38.4% in 2024 to 47.6%...



2026 CURVE

CAREER STATISTICS

YR	CLUB	W-L	ERA	G	GS	CG	SHO	SV	IP	H	R	ER	HR	BB	SO
22	2 Teams (Rk./A)	0-0	10.80	4	0	0	0	0	3.1	4	4	4	0	5	2
23	Bradenton (A)	0-0	1.93	9	0	0	0	4	9.1	8	3	2	0	3	11
24	2 Teams (A/A+)	1-2	1.11	30	0	0	0	5	40.2	24	11	5	1	11	38
25	Altoona (AA)	1-0	3.38	11	0	0	0	2	18.2	17	7	7	0	4	16
	2 Teams (A+/AA)	5-1	2.93	49	0	0	0	8	67.2	58	22	22	2	15	67
	MiLB Totals (4 seasons)	6-3	2.45	92	0	0	0	17	121.0	94	40	33	3	34	118



PERSONAL

HEIGHT/WEIGHT: 6-2/226
BIRTHPLACE: Las Vegas, NV
BORN: December 31, 2002
ACQUIRED: Comp Round - B (2021)

BATS/THROWS: Right/Right
RESIDES: Port Charlotte, FL
AGE: 23 (Turns 24 on December 31)
SCHOOL: Malvern Prep (PA)

CAREER HIGHS

HITS: 4 - 5/21/25 (GBO @ ASH)
RUNS: 5 - 8/9/25 (GBO @ ASH)
HOME RUNS: 1, several times

RBI: 6 - 5/30/24 (GBO @ ASH)
STOLEN BASES: 2, 3x, last - 8/15/25 (GBO vs GVL)
HITTING STREAK: 5, 2x, last - 8/13 - 8/20/25

CAREER HIGHLIGHTS

CAREER TRANSACTIONS: Drafted by the Pittsburgh Pirates in the Competitive Balance Round B (64th overall) of the 2021 First Year Player Draft out of Malvern Prep (PA)... Signed on July 26, 2021...

CURVE CUTS: Lonnie Edward White Jr. (Lonnie)... A three sport athlete in high school (baseball, basketball, football) at Malvern Prep in the Philadelphia suburbs... Committed to play baseball at Clemson before decommitting and committing to play baseball (outfield) and football (wide receiver) at Penn State... Signed for a bonus of \$1,500,000... Part of a 2021 draft class that saw the Pirates draft Henry Davis first overall, where he signed under slot, allowing them to go over slot to draft and sign Bubba Chandler, Anthony Solometo and White Jr... Was ranked by Baseball America as the No. 32 prospect in the 2021 draft... Was considered one of the fastest players in the 2021 draft and one of the top power prospects... Notable Malvern Prep alumni include former Pirates infielder Phil Gosselin and former Padres catcher Ben Davis, Davis now works as an analyst on NBC Philadelphia calling Phillies games... High School teammate Billy Corcoran played four seasons at Pitt and is now in the Diamondbacks farm system, reaching Triple-A in 2025... High School teammate Chris Newell played four seasons at the University of Virginia and was a 13th round selection in 2022 by the Dodgers, he reached Double-A in 2025... Took home the MVP award from the July Perfect Game 17U National Championship in 2020...

MLB.com... Spent the entire season with High-A Greensboro, playing in career-high 89 games but hitting a career-low .167... Struck out in 34% of his plate appearances (129 strikeouts), but recorded a career-best 14 home runs, which were tied for tenth most among all Pirates farmhands...

2023: Began the season as the Pirates No. 29 prospect by Baseball America and No. 14 prospect by MLB.com... Suffered an injured thumb during spring training and underwent surgery, returned to the FCL in early June... Played in 17 games in the FCL, hitting .317 with 20 hits before being promoted to Low-A Bradenton on July 4... Played 44 games for the Marauders, hitting .259 with 11 doubles, a triple, and eight home runs... Struck out 56 times in 44 games with Marauders... Recorded a 1.018 OPS with 18 extra base hits with Bradenton in the month of August... Played all three outfield spots for Bradenton, mostly in center field...

2022: Began the season as the Pirates No. 14 prospect by Baseball America and No. 15 prospect by MLB.com... Limited to just two games in July because of elbow, hamstring and hip injuries...

2021: Made his professional debut in the FCL and played in nine games...

2025: Spent the entire season at High-A Greensboro... Played in 82 games and raised his batting average to .220 from .167 the season before... Matched career-high with 11 doubles, added one triple and 12 home runs with 39 RBI... Recorded a career-high four hits on May 21 at Asheville... Recorded a career-high five runs scored on August 9 at Asheville... Struck out 118 times, 36% of his plate appearances... Set a career-high with 23 stolen bases, going 23-for-28 on the season...

2024: Began the season as the Pirates No. 17 prospect by Baseball America and No. 19 prospect by



CAREER STATISTICS

YR	CLUB	AVG	G	AB	R	H	2B	3B	HR	RBI	BB	SO	SB	OBP	SLG
21	FCL Pirates (Rk.)	.258	9	31	6	8	2	0	2	5	2	14	0	.303	.516
22	FCL Pirates (Rk.)	.286	2	7	1	2	1	0	1	3	0	3	0	.286	.857
23	2 Teams (Rk./A)	.276	61	225	49	62	16	1	9	40	43	75	18	.406	.476
24	Greensboro (A+)	.167	89	324	46	54	10	2	14	44	36	129	15	.275	.340
25	Greensboro (A+)	.220	82	282	52	62	11	1	12	39	36	118	23	.329	.394
MLB Totals (5 seasons)		.216	243	869	154	188	40	4	38	131	117	339	56	.329	.403

2026 CURVE



PERSONAL

HEIGHT/WEIGHT: 6-1/213
BIRTHPLACE: Phoenix, AZ
BORN: June 6, 2002
ACQUIRED: 7th Round (2024)

BATS/THROWS: Left/Left
RESIDES: Prior Lake, MN
AGE: 23 (Turns 24 on June 6)
SCHOOL: University of Minnesota

CAREER HIGHS

IP (START): 7.2 - 9/6/25 (GBO @ HV)
IP (RELIEF): 1.0, 8/13/24 (BRD vs DUN)
RUNS ALLOWED: 6, 5/31/25 (GBO vs BG)

STRIKEOUTS: 7, 4x, last - 9/6/25 (GBO @ HV)
WALKS: 2, several, last - 8/20/25 (GBO @ BG)
MOST HITS: 7 - 7/27/25 (GBO vs BRK)

CAREER HIGHLIGHTS

CAREER TRANSACTIONS: Drafted by the Pittsburgh Pirates in the 7th Round (204th overall) in the 2024 First-Year Player Draft out of the University of Minnesota... Signed on July 18, 2024...

season start at Hudson Valley on 9/6... Tossed 5.0 innings of 1-run ball (solo HR to T. Liranzo) in Double-A debut on September 13 at Erie...

2024: Totaled 10.0 innings in 5 games, 4 starts with Bradenton in the final days of the regular season...

CURVE CUTS: Connor Trey Wietgrefe... Last name is pronounced "witt-griff"... Signed with the Pirates for a bonus of \$247,500, about \$34,000 under slot to help sign top prep prospects Konnor Griffin (1st Round) and Wyatt Sanford (2nd Round)... Born in Phoenix, AZ, resides now in Prior Lake, Minnesota... Attended North Iowa Area CC in 2021, then two pitched seasons at the University of Minnesota... Was named the Dave Winfield Pitcher of the Year in 2024 and All-Big Ten First Team when he was 2nd in the Big Ten with a 2.77 ERA and ranked 6th in strikeouts (74)... Majored in business and marketing education at Minnesota...

2025: Ranked fifth among full-season Pirates minor leaguers in ERA (3.10)... Made one start with Bradenton before joining Greensboro, going 6-4 with a 3.17 ERA in 25 total starts, made his final appearance of the season with Altoona... Ranked 6th among qualified PIT MiLB (min. 90.0 IP) in strikeouts (101), 2nd among LHP (Barco, 116)... Finished the season 4th in the South Atlantic League in ERA (3.17), starts (24), 2nd in WHIP (1.05), 5th in BAA (.223) and 8th in IP (108.0)... Walked only 9 batters in his last 12 starts (Since July 1, 62.0 IP)... Tossed 20.0 consecutive scoreless innings across 4 starts to begin August... Recorded a 0.96 ERA (3 ER / 28.0 IP) in August... Went 2-1 with a 1.01 ERA in 7 starts to finish the regular season with Greensboro (35.2 IP, 27 H, 4 R, 6 BB, 26 K, 0.93 WHIP)... Allowed 1 R in 7.2 IP (4 H, 0 BB) with 7 K's in final regular

CAREER STATISTICS

YR	CLUB	W-L	ERA	G	GS	CG	SHO	SV	IP	H	R	ER	HR	BB	SO
24	Bradenton (A)	0-0	0.90	5	4	0	0	0	10.0	6	5	1	1	2	13
25	Altoona (AA)	0-0	1.80	1	1	0	0	0	5.0	2	1	1	1	0	4
	2 Teams (A+/AA)	6-4	3.10	26	26	0	0	0	116.0	91	40	13	25	101	
	MiLB Totals (2 seasons)	6-4	2.93	31	30	0	0	0	126.0	97	45	41	14	27	114



PERSONAL

HEIGHT/WEIGHT: 6-3/208
BIRTHPLACE: Macon, GA
BORN: February 1, 2002
ACQUIRED: 7th Round (2023)

BATS/THROWS: Left/Left
RESIDES: Warner Robins, GA
AGE: 24
SCHOOL: University of Georgia

CAREER HIGHS

IP (START): 3.0 - 7/12/24 (ALT vs. BOW)
IP (RELIEF): 3.0, 3x, last - 8/31/24 (ALT vs. NH)
RUNS ALLOWED: 5, 8/10/25 (ALT vs HFD)

STRIKEOUTS: 4, 6x, last - 5/2/25 (ALT vs AKR)
WALKS: 3, 5x, last - 9/3/25 (ALT vs RIC)
MOST HITS: 6 - 8/4/24 (ALT vs RIC)

CAREER HIGHLIGHTS

CAREER TRANSACTIONS: Drafted by the Pittsburgh Pirates in the 7th Round (197th overall) in the 2023 First-Year Player Draft out of the University of Georgia... Signed on July 18, 2023...

CURVE CUTS: Jaden Chance Woods... Signed with the Pirates for a bonus of \$271,300... Born in Macon, GA, raised in Alpharetta, GA and moved to Warner Robins, GA when he was in 8th grade... Went 3-3 with a 5.77 ERA (48.1ip/31er) and 62 strikeouts in 10 appearances (10 starts) in 2023 with the University of Georgia... Struck out a career-high-tying 11 batters in 7.0 innings against No. 14 South Carolina on March 18, 2023 (also punched out 11 Princeton hitters over 4.2 innings of work in a February 24, 2023 victory)... Earned an invitation to the USA Baseball Collegiate National Team summer training camp following the 2022 season... Posted a 9-2 record and a 1.18 ERA in 58.0 innings of work during his junior season at Houston County (GA) High School in 2019... Earned a degree in Sport Management in just three years, an area that his parents harped on while he was growing up; to be a good student... Told Andrew Destin of the Pittsburgh Post-Gazette that he didn't begin playing baseball until he was in 8th grade after he moved to Warner Robins, GA and they didn't have a lacrosse team he could join so he had to find a new sport to play. Played football, basketball, soccer and baseball and liked baseball the most and stuck with it... Was convinced by a friend of his, Jeremy White, to pick up a baseball after noticing how strong his arm was playing quarterback... Began playing travel ball as a sophomore in high school and earned a scholarship offer from Georgia State where he was committed to until his junior year when he committed to Georgia... Earned a degree in Sport Management in just three years, an area that his parents harped on while he was growing up; to be a good student...

Curve... Ranked 7th among Eastern League relievers in strikeouts (42) from his debut on June 21 through the end of the season... Assigned to High-A Greensboro to begin the season... Went 1-0 with a 2.13 ERA, 1 save in 20G... In 25.1 IP, allowed 20 H, 11 BB, 31 K.... Unscored upon in 14-of-20 outings for the Grasshoppers... Allowed just 1 earned run in 5 outings in the month of June (6.0 IP, 2 H, 1 R, 2 BB, 3 K)... Assigned to ALT on 6/21... Started a bullpen day on 7/12 vs BOW and allowed 1 R (0 ER), on 3 H, 0 BB, 1 K... Set down 5 straight hitters with 4 K's (including the 9th in order) to slam the door on a 3-1 win at Erie... Struck out 15 batters in 9.2 IP in the month of July, 10th-most among Eastern League relievers in the calendar month... Picked up a 3-inning save on 8/31 vs. NH (1-0), combined on a 4-hit SHO with Anthony Solometo... Finished the season with 4 consecutive scoreless outings, covering 7.2 IP...

2023: Made his professional debut with Low-A Bradenton, allowed just 5 runs in 14.1 IP (3.14 ERA) with 21 K's...



2025: Spent the entire season with Altoona, led the team with 44 appearances, 3rd most in the EL... His 68 strikeouts were 3rd-most among LH relievers in the Eastern League... Did not appear in SWDS vs Erie after allowing 11R across his final 6 outings (8.1 IP)... Held LHB to a .691 OPS, RHB accumulated an .848 OPS... After the season pitched in the Arizona Fall League... From his team debut in 2024 through the end of the 2025 season, his 110 strikeouts in 93.2 innings are the most by an Eastern League reliever...

2024: Went 3-3 with a 4.93 ERA in 20 games, 1 start with the Curve... Struck out 43 batters in 34.2 IP with the

CAREER STATISTICS

YR	CLUB	W-L	ERA	G	GS	CG	SHO	SV	IP	H	R	ER	HR	BB	SO
23	Bradenton (A)	0-1	3.14	10	0	0	0	0	14.1	10	5	5	0	3	21
24	Greensboro (A+)	1-0	2.13	20	0	0	0	1	25.1	20	7	6	2	11	31
	Altoona (AA)	3-3	4.93	20	1	0	0	3	34.2	34	21	19	3	17	43
	2024 Totals (A+/AA)	4-3	3.75	40	1	0	0	4	60.0	54	28	25	5	28	74
25	Altoona (AA)	5-5	5.81	44	0	0	0	0	62.2	68	49	40	5	34	68
	MILB Totals (3 seasons)	9-9	4.62	94	1	0	0	4	136.1	132	82	70	10	65	163

TYRONE YULIE • PITCHER

Curve



PERSONAL

HEIGHT/WEIGHT: 6-5/240
BIRTHPLACE: La Romana, Dominican Republic
BORN: August 4, 2001
ACQUIRED: Minor League Free Agent (2025)
BATS/THROWS: Right/Right
RESIDES: La Romana, Dominican Republic
AGE: 24 (Turns 25 on August 4)
SCHOOL: N/A

CAREER HIGHS

IP (START): 7.0 - 6/20/23 (HV @ BRK)
IP (RELIEF): 2.1, 2x, last - 9/3/25 (HV vs GBO)
RUNS ALLOWED: 8, 2x, last - 4/28/23 (HV @ GVL)
STRIKEOUTS: 10 - 7/4/22 (TAM vs FTM)
WALKS: 6 - 6/14/22 (TAM @ SLU)
MOST HITS: 8 - 8/2/22 (TAM vs CLR)

CAREER HIGHLIGHTS

CAREER TRANSACTIONS: Signed by the New York Yankees as a non-drafted free agent on July 5, 2018... Signed by Pirates as a minor league free agent on December 11, 2025...

CURVE CUTS: Tyrone Jose Yulie...Hit 100 mph on radar gun as a 20-year-old...

2025: Returned from Tommy John recovery and spent season with High-A Hudson Valley, working as a reliever... Made 36 relief appearances with no starts after working solely as a starter for first four years of career... Walked 5.7 batters per nine innings, but struck out 10.3 per nine innings... Became a free agent following the season on November 5...

2024: Did not pitch, recovering from Tommy John surgery...

2023: Spent season with High-A Hudson Valley... Made 16 starts, going 5-6 with a 4.56 ERA in 79 innings... Named South Atlantic League Pitcher of the Week June 19-25 after throwing a career-high seven no-hit innings with seven strikeouts on June 20 in a First Half Champion-clinging win over the Brooklyn Cyclones... In three starts in the month of June, posted a 2-1 record with a 1.53 ERA while

allowing just nine hits in 17.2 innings... Placed on the injured list on August 15 for remainder of the season... Underwent Tommy John surgery following his season...

2022: Spent the entire season with Low-A Tampa... Made 22 starts, recording a 3-5 record with a 4.97 ERA... Allowed just one earned run across three starts in the month of July (0.59 ERA in 15.1 IP)... Struck out a career-high 10 batters vs Fort Myers on July 4 while earning the win in 5.1 shutout innings... Tossed season-high 5.2 innings in win vs Daytona on July 13...

2021: Split the season between Florida Complex League and Low-A Tampa... Promoted to Tampa on July 20 after 10.1 scoreless innings in FCL over three outings (2 H, 0 R, 5 BB, 13 K)... Tossed three hitless innings vs FCL Blue Jays in FCL debut... Struggled with Tampa, recording a 8.89 ERA and walking 8.3 batters per nine innings...Struck out 11.8 batters per nine innings... Placed on injured list on September 14 and missed remainder of the season...

2019: Made professional debut in the Dominican Summer League, making nine starts and allowing 21 runs on 31 hits in 23.2 innings... Recorded a 6.46 ERA despite a 1.73 WHIP...

CAREER STATISTICS

YR	CLUB	W-L	ERA	G	GS	CG	SHO	SV	IP	H	R	ER	HR	BB	SO
19	DSL Yankees (Rk.)	0-4	6.46	9	9	0	0	0	23.2	31	21	17	2	10	18
21	2 Teams (Rk./A)	2-1	6.52	12	10	0	0	0	38.2	30	29	28	5	31	50
22	Tampa (A)	3-5	4.97	22	22	0	0	0	87.0	73	55	48	6	55	87
23	Hudson Valley (A+)	5-6	4.56	16	16	0	0	0	79.0	60	50	40	13	43	90
24									--Did Not Pitch (Injured)--						
25	Hudson Valley (A+)	1-3	5.50	36	0	0	0	0	37.2	32	24	23	5	24	43
MiLB Totals (5 seasons)		11-19	5.28	95	57	0	0	0	266.0	226	179	156	31	163	288

CURVE AROUND THE GLOBE

ALL-TIME CURVE PLAYERS BY BIRTH STATE

California.....	106	Indiana, North Carolina	11	Delaware, Arkansas, Oregon, New Hampshire	2
Florida	53	Alabama, Massachusetts.....	10	Alaska, Idaho	1
Texas.....	52	Michigan, Missouri, Virginia, Arizona	9	Minnesota, Nebraska.....	1
Pennsylvania	28	Oklahoma	8	New Mexico.....	1
Ohio.....	27	Colorado, Kentucky, Louisiana, Connecticut	7	South Dakota, Vermont.....	1
New York.....	26	Mississippi, Wisconsin, Kansas, Hawaii.....	6	Maine, Montana.....	0
Illinois.....	20	South Carolina	5	North Dakota, Wyoming.....	0
Georgia.....	19	Iowa, Maryland, West Virginia, Utah	4		
New Jersey, Washington.....	15	Nevada	3		
Tennessee	14	Rhode Island, D.C.....	2		

ALL-TIME CURVE PLAYERS BY BIRTH COUNTRY

United States.....	560	Cuba.....	7	Saudi Arabia.....	1
Dominican Republic.....	87	Colombia.....	6	Honduras.....	1
Venezuela	41	Taiwan	5	South Africa	1
Mexico	14	Panama	4	Lithuania.....	1
Puerto Rico	10	Bahamas.....	2	South Korea.....	1
Canada.....	8	Curacao.....	2		
Australia.....	8	Belgium.....	1		

HISTORY/RECORDS



YEAR-BY-YEAR RECORDS

YEAR	W-L (1st/2nd)	PCT	HOME	AWAY	PLACE	GB	MANAGER
1999	67-73	.479	33-36	34-37	6th	13.0	Marty Brown
2000	74-68	.521	39-32	35-36	4th	11.0	Marty Brown
2001	63-79	.444	38-34	25-45	5th	21.0	Dale Sveum
2002	72-69	.511	42-29	30-40	4th	21.0	Dale Sveum
2003	78-63	.553	38-31	40-32	2nd	10.0	Dale Sveum
2004	85-56	.603	46-23	39-33	1st	+5.5	Tony Beasley
2005	76-66	.535	40-32	36-34	2nd	8.0	Tony Beasley
2006	75-64	.540	43-27	32-37	2nd	10.5	Tim Leiper
2007	73-68	.518	39-33	34-35	3rd	8.5	Tim Leiper
2008	65-77	.458	33-38	32-39	5th	19.0	Tim Leiper
2009	62-80	.437	31-40	31-40	6th	27.0	Matt Walbeck
2010	82-60	.577	41-30	41-30	1st	+5.0	Matt Walbeck
2011	64-77	.454	34-38	30-39	6th	15.5	P.J. Forbes
2012	72-70	.507	44-27	28-43	3rd	10.5	P.J. Forbes
2013	63-79	.444	33-38	30-41	6th	14.0	Carlos Garcia
2014	61-81	.429	34-36	27-45	5th	18.0	Carlos Garcia
2015	74-68	.521	40-32	34-36	2nd	5.0	Tom Prince
2016	76-64	.543	43-25	33-39	2nd	0.5	Joey Cora
2017	74-66	.529	40-30	34-36	1st	+2.0	Michael Ryan
2018	78-60	.565	40-29	38-31	1st	+1.0	Michael Ryan
2019	69-71 (36-32/33-39)	.493	39-32	30-39	4th (2nd/4th)	9.0 (5.0/13.0)	Michael Ryan
2020			-No Season due to COVID-19-				Dave Turgeon
2021	58-59	.496	28-30	38-29	5th	14.0	Miguel Perez
2022	71-66 (33-36/38-30)	.518	37-31	34-35	3rd (4th/4th)	8.5 (7.0/2.5)	Kieran Mattison
2023	67-68 (34-34/67-68)	.496	39-30	28-38	3rd (3rd/4th)	7.0 (3.0/7.0)	Callix Crabbe
2024	62-76 (29-40/33-36)	.449	36-32	26-44	6th (6th/3rd)	18.0 (10.0/10.0)	Robby Hammock
2025	69-68 (30-38/39-30)	.503	39-29	30-39	3rd (4th/T-1st)	14.5 (14.5/-)	Andy Fox
ALL-TIME	1,803-1,795	.504	989-824	849-972			

Bold indicates years that Altoona made the E.L. Playoffs

ALL-TIME REGULAR SEASON RECORD VS. OPPONENTS

TEAM	OVERALL	HOME	AWAY	TEAM	OVERALL	HOME	AWAY
Akron	249-298 (.455)	142-145 (.494)	107-153 (.411)	New Britain^	65-53 (.551)	34-22 (.607)	31-31 (.500)
Binghamton	122-98 (.556)	61-45 (.574)	61-53 (.535)	New Hampshire	66-62 (.515)	37-29 (.560)	29-33 (.467)
Bowie/Chesapeake	214-225 (.487)	104-108 (.490)	110-117 (.484)	New Haven#	18-17 (.514)	10-8 (.556)	8-9 (.471)
Connecticut%	41-36 (.532)	17-17 (.500)	24-19 (.558)	Portland	75-81 (.480)	41-35 (.539)	33-45 (.423)
Erie	269-260 (.508)	125-123 (.502)	144-137 (.512)*	Reading	160-171 (.483)	91-80 (.532)	69-91 (.431)*
Harrisburg	255-222 (.534)	147-88 (.625)	108-134 (.446)	Richmond	162-126 (.562)	96-55 (.635)	66-69 (.488)
Hartford	26-23 (.530)	14-9 (.560)	12-14 (.461)^	Somerset&	15-24 (.384)	11-13 (.485)	4-11 (.266)
				Trenton	93-100 (.482)	57-44 (.564)	36-56 (.391)

* Includes 0-1 record at PNC Park in Pittsburgh, June 26, 2004 (considered Curve road game) and 0-1 record at Citizens Bank Park in Philadelphia, June 12, 2006

The New Haven Ravens moved to Manchester, N.H. following the 2003 season

% The Connecticut Defenders moved to Richmond, Va. following the 2009 season

^ The New Britain Rock Cats moved to Hartford, Conn. following the 2015 season

^^ The Curve went 0-3 in three "road" games against Hartford in Altoona during the 2016 season

& The Somerset Patriots replaced Trenton as the New York Yankees affiliate prior to the 2021 season

ALL-TIME MONTH-BY-MONTH RECORDS

Year	April	May	June	July	August	September	Final Record
1999	9-11	15-16	18-11	14-14	9-18	2-3	67-73
2000	8-14	14-15	18-11	15-14	18-11	1-3	74-68
2001	10-15	11-17	10-17	17-11	13-17	2-2	63-79
2002	12-12	18-12	13-13	15-15	12-17	2-0	72-69
2003	12-12	15-14	19-9	14-14	18-13	0-1	78-63
2004	11-10	17-12	20-9	14-11	19-11	4-3	85-56
2005	10-9	16-13	17-13	14-14	15-16	4-1	76-66
2006	15-8	18-12	13-12	15-12	14-17	0-3	75-64
2007	9-11	14-16	17-11	16-12	15-16	2-2	73-68
2008	10-15	11-17	14-14	16-15	13-16	1-0	65-77
2009	6-14	9-20	12-17	15-14	18-10	2-5	62-80
2010	14-6	19-12	17-10	10-19	20-9	2-4	82-60
2011	10-11	17-13	7-20	12-17	17-12	1-4	64-77
2012	8-14	16-14	14-13	16-13	15-16	3-0	72-70
2013	11-14	10-20	15-12	15-11	11-21	1-1	63-79
2014	10-12	10-23	9-18	18-13	13-15	1-0	61-81
2015	12-6	16-14	14-15	15-15	14-14	3-4	74-68
2016	9-13	19-9	16-12	14-15	16-12	2-3	76-64
2017	13-9	15-13	12-15	15-14	16-14	3-1	74-66
2018	11-10	14-14	16-11	15-13	20-11	2-1	78-60
2019	12-12	12-16	19-9	11-16	15-16	0-2	69-71
2020			-No Season Due to COVID-19-				
2021	0-0	14-9	14-11	13-13	11-15	6-11	58-59
2022	9-11	13-13	13-13	12-12	13-12	11-5	71-66
2023	10-9	13-13	11-15	10-11	13-15	10-5	67-68
2024	5-16	11-17	14-12	12-11	12-15	8-5	62-76
2025	12-11	11-16	12-12	12-12	16-11	6-6	69-68
TOTALS	258-283	368-380	374-335	365-351	389-380	79-75	1829-1796

YEAR-BY-YEAR TEAM BATTING LEADERS

YEAR	AVG. (min. 300 TPA)	BOLD - Single-season record; ITALIC - Led Eastern League	
		HITS	HOME RUNS
1999	Adam Hyzdu (.316)	Tike Redman (143)	Adam Hyzdu (24)
2000	Rob Mackowiak (.297)	Rob Mackowiak (156)	Adam Hyzdu (31)
2001	Rico Washington (.302)	Shaun Skrehot (125)	Dan Meier (13)
2002	Tony Alvarez (.318)	Tony Alvarez (161)	Carlos Rivera (22)
2003	Kevin Nicholson (.294)	Chris Duffy (137)	Shawn Garrett (13)
2004	Jeff Keppinger (.338)	<i>Nate McLouth (166)</i>	Ray Sadler (20)
2005	Jose Bautista (.283)	Rajai Davis (140)	Josh Bonifay (25)
2006	Brett Roneberg (.303)	Javier Guzman (130)	Ray Sadler (15)
2007	Steven Pearce (.334)	Neil Walker (124)	Adam Boeve (17)
2008	Jason Delaney (.292)	Brad Corley (131)	Jonel Pacheco (12)
2009	Jonel Pacheco (.275)	Jonel Pacheco (119)	Jonel Pacheco (14)
2010	Hector Gimenez (.305)	Josh Harrison (156)	Hector Gimenez (16)
2011	<i>Starling Marte (.332)</i>	Starling Marte (178)	Quincy Latimore (16)
2012	<i>Brock Holt (.322)</i>	Brock Holt (123)	Quincy Latimore (15)
2013	Alex Dickerson (.288)	Alex Dickerson (130)	Jarek Cunningham (19)
2014	Elias Diaz (.328)	Alen Hanson (135)	Stetson Allie (21)
2015	Dan Gamache (.335)	Max Moroff (153)	Stetson Allie (17)
2016	Harold Ramirez (.311)	Erich Weiss (126)	Stetson Allie/Eric Wood (16)
2017	Jerrick Suiter (.285)	Pablo Reyes (115)	Jordan Luplow (16)
2018	Bryan Reynolds (.302)	Cole Tucker (134)	Will Craig (20)
2019	Jared Oliva (.277)	Jared Oliva (124)	Hunter Owen (15)
2021	Cal Mitchell (.280)	Cal Mitchell (107)	Mason Martin (22)
2022	Jared Triolo (.282)	Liover Peguero (125)	Aaron Shackelford (26)
2023	Liover Peguero (.260)	Matt Fraizer (110)	Matt Gorski (17)
2024	Sammy Siani (.254)	Kervin Pichardo (106)	Tsung-Che Cheng/Kervin Pichardo (11)
2025	Termarr Johnson (.272)	Mitch Jebb/Termarr Johnson (118)	Nick Cimillo (20)

YEAR	RUNS SCORED	DOUBLES	TRIPLES	STOLEN BASES
2000	Adam Hyzdu (96)	Adam Hyzdu (39)	Rico Washington (7)	Rob Mackowiak (18)
2001	Shaun Skrehot (61)	S. Skrehot/C. Rivera (30)	Lee Evans (8)	Shaun Skrehot (24)
2002	Tony Alvarez (79)	Tony Alvarez (37)	Shawn Garrett (8)	Tony Alvarez (29)
2003	Chris Duffy (84)	Kevin Nicholson (31)	3 Players Tied (6)	Chris Duffy (34)
2004	<i>Nate McLouth (93)</i>	Nate McLouth (40)	Chris Duffy (6)	Chris Duffy (32)
2005	Rajai Davis (82)	Jose Bautista (27)	Craig Stansberry (11)	Davis/Thompson (45)
2006	Simon Pond (64)	Simon Pond (32)	Vic Buttler (14)	Buttler/Morgan (21)
2007	Neil Walker (77)	Neil Walker (30)	J. Bowers/V. Buttler (4)	Vic Buttler (22)
2008	Jonel Pacheco (64)	Brad Corley (25)	Shelby Ford (10)	Shelby Ford (19)
2009	Jonel Pacheco (58)	Jason Delaney (25)	Jason Delaney (5)	Jonel Pacheco (15)
2010	Chase d'Arnaud (91)	C. d'Arnaud/J. Harrison (33)	Chase d'Arnaud (9)	Chase d'Arnaud (33)
2011	Starling Marte (91)	<i>Starling Marte (38)</i>	Brock Holt (9)	Starling Marte (24)
2012	Robbie Grossman (59)	Matt Curry (34)	Brock Holt (6)	Adalberto Santos (17)
2013	Adalberto Santos (62)	Alex Dickerson (36)	Mel Rojas, Jr. (9)	Adalberto Santos (21)
2014	Keon Broxton (67)	Willy Garcia (27)	<i>Alen Hanson (12)</i>	Drew Maggi (37)
2015	<i>Max Moroff (79)</i>	Max Moroff (28)	Max Moroff/Josh Bell (6)	Max Moroff (17)
2016	Eric Wood (63)	Barrett Barnes (28)	Erich Weiss (9)	Barrett Barnes (10)
2017	Pablo Reyes (62)	Edwin Espinal (25)	Elvis Escobar/Cole Tucker (5)	Pablo Reyes (21)
2018	Cole Tucker (77)	Ke'Bryan Hayes (31)	<i>Cole Tucker/Ke'Bryan Hayes (7)</i>	<i>Cole Tucker (35)</i>
2019	Jared Oliva (70)	Logan Hill (27)	Jared Oliva (6)	Jared Oliva (36)
2021	Ji-Hwan Bae (63)	Mason Martin (29)	Ji-Hwan Bae/Oneil Cruz (5)	Ji-Hwan Bae (20)
2022	Shackelford/Triolo (66)	Connor Scott (25)	Matt Fraizer (7)	Liover Peguero (28)
2023	Matt Fraizer (67)	Liover Peguero (20)	Connor Scott (4)	Matt Fraizer (21)
2024	Tsung-Che Cheng (64)	Tsung-Che Cheng (19)	Sammy Siani (6)	Jase Bowen (22)
2025	Mitch Jebb (67)	Nick Cimillo (26)	Mitch Jebb (6)	Mitch Jebb (33)

YEAR	GAMES PLAYED	AT-BATS	WALKS	STRIKEOUTS
2000	Adam Hyzdu (142)	Rob Mackowiak (526)	Adam Hyzdu (94)	Adam Hyzdu (102)
2001	Lee Evans (118)	Shaun Skrehot (468)	Richard Paz (52)	Lee Evans (116)
2002	Shawn Garrett (131)	Tony Alvarez (507)	Rico Washington (60)	J.J. Davis (101)
2003	Chris Duffy (137)	Jose Castillo (498)	Chris Duffy (44)	Josh Bonifay (106)
2004	Nate McLouth (133)	Nate McLouth (515)	Nate McLouth (48)	Josh Bonifay (96)
2005	Rajai Davis (123)	Rajai Davis (499)	Tom Evans (51)	Craig Stansberry (114)
2006	Javier Guzman (129)	Javier Guzman (485)	Simon Pond (59)	Simon Pond (121)
2007	Andrew McCutchen (118)	Andrew McCutchen (446)	Neil Walker (53)	Adam Boeve (100)
2008	Brad Corley (134)	Brad Corley (500)	Jason Delaney (68)	James Boone (107)
2009	Jason Delaney (125)	Jason Delaney (435)	Jason Delaney (57)	Jason Delaney (90)
2010	Miles Durham (136)	Chase d'Arnaud (530)	Matt Hague (61)	Miles Durham (139)
2011	Brock Holt (132)	Starling Marte (536)	Brock Holt (50)	Quincy Latimore (140)
2012	Quincy Latimore (126)	Quincy Latimore (413)	Robbie Grossman (59)	Jarek Cunningham (111)
2013	Jarek Cunningham (132)	Jarek Cunningham (468)	Adalberto Santos (59)	Jarek Cunningham (127)
2014	Gift Ngoepe (131)	Alen Hanson (482)	Stetson Allie (71)	Willy Garcia (145)
2015	<i>Max Moroff (136)</i>	Max Moroff (153)	Max Moroff (70)	Stetson Allie (135)
2016	Erich Weiss (127)	Erich Weiss (256)	Eric Wood (52)	Stetson Allie (110)
2017	Elvis Escobar (116)	Pablo Reyes (420)	Pablo Reyes (51)	Michael Suchy (95)
2018	<i>Cole Tucker (133)</i>	Cole Tucker (517)	Ke'Bryan Hayes (57)	Logan Hill (132)
2019	Bligh Madris (132)	Bligh Madris (457)	Mitchell Tolman (47)	Logan Hill (120)
2021	Mason Martin (112)	Mason Martin (414)	Canaan Smith-Nigba (45)	Mason Martin (161)
2022	Liover Peguero (121)	Liover Peguero (483)	<i>Andres Alvarez (64)</i>	Aaron Shackelford (128)
2023	Matt Fraizer (121)	Matt Fraizer (437)	Mason Martin (52)	Matt Fraizer (104)
2024	Tsung-Che Cheng (126)	Tsung-Che Cheng (422)	Tsung-Che Cheng (61)	Kervin Pichardo (128)
2025	Mitch Jebb (122)	Mitch Jebb (445)	Mitch Jebb/Termarr Johnson (59)	Kervin Pichardo/Nick Cimillo (93)

YEARLY PITCHING LEADERS



YEAR-BY-YEAR TEAM PITCHING LEADERS

BOLD - Single-season record; *ITALIC* - Led Eastern League

YEAR	ERA (min. 75 IP)	WINS	LOSSES	SAVES
1999	Paul Ah Yat (3.02)	Bronson Arroyo (15)	Brian O'Connor (11)	Matt Duff (12)
2000	Sam McConnell (1.61)	Brian O'Connor (12)	J. Grabow/S. Sparks (7)	Brian Smith (12)
2001	Justin Reid (2.54)	6 Players Tied (5)	C. Alvarado/C. Spurling (7)	Tony Pavlovich (12)
2002	Ben Shaffar (3.15)	Justin Reid (11)	John Grabow (13)	Chris Spurling (20)
2003	Landon Jacobsen (2.93)	<i>Sean Burnett (14)</i>	Landon Jacobsen (11)	Todd Ozias (21)
2004	Ian Snell (3.16)	Bryan Bullington (12)	3 Players Tied (7)	Jeff Miller (18)
2005	Brady Borner (2.08)	Matt Peterson (11)	Paul Stewart (10)	Justin Kaye (22)
2006	Shane Youman (1.51)	Landon Jacobsen (14)	Landon Jacobsen (9)	<i>Brandon Knight (27)</i>
2007	Dewon Brazelton (3.53)	Luis Munoz (12)	Josh Shortstlef (13)	Matt Peterson (29)
2008	Yoslan Herrera (3.46)	Juan Mateo (7)	Derek Hankins/Josh Hill (11)	Ronald Belisario (9)
2009	Brad Lincoln (2.28)	Y.Herrera/D. Moskos (11)	Daniel Moskos (10)	Sean Smith (7)
2010	Michael Dubee (2.24)	J. Hughes/R. Owens (12)	J. Hughes/J. Wilson (8)	Daniel Moskos (21)
2011	Kyle McPherson (3.02)	Aaron Pribanic (10)	Mike Colla (11)	Noah Krol (24)
2012	Phil Irwin (2.93)	Brandon Cumpston (12)	Brandon Cumpston (11)	Vic Black (13)
2013	Casey Sadler (3.31)	Casey Sadler (11)	David Bromberg (12)	Luis Sanz (16)
2014	Adrian Sampson (2.55)	Adrian Sampson (10)	Joely Rodriguez (11)	Kenn Kasparek (13)
2015	Steven Brault (2.00)	Jason Creasy (12)	Zack Dodson (10)	Jhondaniel Medina (12)
2016	Cody Dickson (3.66)	Cody Dickson/Clay Holmes (10)	Tyler Eppler (10)	Montana DuRapau (22)
2017	Austin Coley (3.01)	Tanner Anderson/Alex McRae (10)	Tanner Anderson (8)	DuRapau/Scioneaux (14)
2018	Mitch Keller (2.72)	Mitch Keller/Cam Vieaux (9)	4 Players Tied (6)	Matt Eckelman (11)
2019	Cam Vieaux (2.23)	James Marvel (9)	Sean Brady (11)	Matt Eckelman (23)
2021	Trey McGough (3.41)	Trey McGough (6)	Travis MacGregor (9)	Melendez/Stratton (7)
2022	Quinn Priestner (2.87)	J.C. Flowers (7)	Luis Ortiz (9)	Tyler Samaniego (10)
2023	Nick Dombkowski (3.71)	Aaron Shortridge (11)	Aaron Shortridge (8)	Oliver Garcia (7)
2024	Bubba Chandler (3.70)	Eddy Yean (7)	Po-Yu Chen (10)	Jack Carey (8)
2025	Alessandro Ercolani (4.04)	Emmanuel Chapman/Wilber Dotel (7)	Po-Yu Chen (11)	Cam Sanders (9)

YEAR	GAMES	INNINGS PITCHED	STRIKEOUTS	WALKS
1999	David Daniels (55)	Brian O'Connor (153.1)	Brian O'Connor (106)	Brian O'Connor (92)
2000	Matt Duff (47)	John Grabow (145.1)	John Grabow (109)	John Grabow (65)
2001	Clint Chrysler (51)	Chris Spurling (121.2)	Carlos Alvarado (73)	John Grabow (39)
2002	C. Chrysler/C. Spurling (51)	Justin Reid (153.2)	Adrian Burnside (122)	Adrian Burnside (67)
2003	Todd Ozias (51)	Landon Jacobsen (162.2)	Mike Connolly (90)	Landon Jacobsen (40)
2004	Jeff Miller (52)	Ian Snell (151.0)	Ian Snell (142)	Bryan Bullington (47)
2005	Justin Kaye (53)	Matt Peterson (143.2)	Tom Gorzelanny (124)	Matt Peterson (74)
2006	Brandon Knight (51)	Landon Jacobsen (154.0)	M. Connolly/J. Vasquez (87)	Landon Jacobsen (55)
2007	Matt Peterson (51)	Josh Shortstlef (149.1)	Luis Munoz (89)	Josh Shortstlef (59)
2008	R. Belisario/P. Bresnehan (38)	Derek Hankins (119.0)	Kyle Bloom (93)	Kyle Bloom (55)
2009	Jeff Sues (40)	Daniel Moskos (149.0)	Mike Crotta (97)	Daniel Moskos (58)
2010	Michael Dubee (45)	Jared Hughes (150.2)	Justin Wilson (134)	Justin Wilson (71)
2011	Noah Krol (54)	Aaron Pribanic (153.0)	Jeff Locke (114)	Jeff Locke (46)
2012	<i>Vic Black (51)</i>	Brandon Cumpston (152.1)	Brandon Cumpston (88)	Nathan Baker (57)
2013	Luis Sanz (47)	David Bromberg (136.0)	David Bromberg (127)	David Bromberg (52)
2014	Ryan Beckman (45)	Adrian Sampson (148.0)	Adrian Sampson (99)	Zack Dodson (46)
2015	Jhondaniel Medina (45)	Zack Dodson (162.0)	Chad Kuhl (101)	Jason Creasy (52)
2016	Montana DuRapau (50)	<i>Tyler Eppler (162.1)</i>	Tyler Eppler (106)	Cody Dickson (93)
2017	<i>Tate Scioneaux (47)</i>	Alex McRae (149.2)	Austin Coley (114)	Yeudy Garcia (46)
2018	Geoff Hartlieb (47)	Taylor Hearn (104.0)	Taylor Hearn (107)	Sean Keselica (43)
2019	Matt Eckelman (45)	Sean Brady (138.0)	Pedro Vasquez (97)	Sean Brady (36)
2021	Shea Murray (37)	Trey McGough (95.0)	Oswaldo Bido (91)	Travis MacGregor (41)
2022	Enmanuel Mejia (40)	Luis Ortiz (114.1)	Luis Ortiz (126)	Kyle Nicolas (47)
2023	Cameron Junker (45)	Aaron Shortridge (138.1)	Aaron Shortridge (118)	Aaron Shortridge (49)
2024	Eddy Yean (46)	Po-Yu Chen (134.0)	Po-Yu Chen (96)	Po-Yu Chen (43)
2025	Jaden Woods (44)	Wilber Dotel (125.2)	Wilber Dotel (131)	Po-Yu Chen (48)

CURVE 10-GAME WINNERS

1999	Bronson Arroyo (15)	2010	Jared Hughes (12)
2000	Brian O'Connor (12)		Rudy Owens (12)
	Wilson Guzman (10)		Justin Wilson (11)
2002	Justin Reid (11)	2011	Aaron Pribanic (10)
2003	Sean Burnett (14)	2012	Brandon Cumpston (12)
2004	Bryan Bullington (12)	2013	Casey Sadler (11)
	Ian Snell (11)	2014	Adrian Sampson (10)
2005	Matt Peterson (11)	2015	Jason Creasy (12)
2006	Landon Jacobsen (14)		Chad Kuhl (11)
2007	Luis Munoz (12)	2016	Cody Dickson (10)
	Kip Bouknight (11)		Clay Holmes (10)
2009	Daniel Moskos (11)	2017	Alex McRae (10)
	Yoslan Herrera (11)		Tanner Anderson (10)
		2023	Aaron Shortridge (11)

HISTORY RECORDS

SINGLE-SEASON TEAM GENERAL RECORDS

Most Wins.....	85 (2004)
Most Losses	81 (2014)
Highest Winning Percentage.....	.603 (2004)
Lowest Winning Percentage.....	.429 (2014)
Most Home Wins	46 (2004)
Most Home Losses	40 (2009)
Most Road Wins	41 (2010)
Most Road Losses	45, 2x, last - (2014)
Most Extra-Inning Games.....	18 (2017)
Most Extra-Inning Wins	9 (2008, 2017)
Most Extra-Inning Losses	10, 2x, last - (2014)
Most Wins, Month.....	20, 3x, last - (August 2018)
Most Losses, Month.....	23 (May 2014)
Most Wins vs. One Club, Season	16, 2x, last - Richmond (2010)
Most Losses vs. One Club, Season	17 vs. Akron (2009)
Most Players Used.....	60 (2001)
Fewest Players Used	37 (2003)
Most Pitchers Used	39 (2025)
Fewest Pitchers Used	22 (2002, 2003, 2021)
Most Shutout Wins.....	18 (2019)
Most Shutout Losses	15, 2x last - (2025)
Most Consecutive Wins	10 (July 24 - August 2, 2005)
Home.....	10 (July 22 - August 9, 2016)
Road	9 (May 15-26, 2010)
Most Consecutive Losses	15 (April 20-May 4, 2024)
Home.....	11 (April 19 - May 23, 2003)
Road	13 (July 25 - August 19, 2012)
Most Consecutive Wins to Begin a Season.....	5, 2x (April 6-10, 2006 & April 4-8, 2019)
Most Consecutive Losses to Begin a Season.....	8 (April 8-17, 2009)

HISTORY RECORDS

SINGLE-SEASON TEAM BATTING RECORDS

Highest Batting Average.....	.273 (2004)
Lowest Batting Average.....	.228 (2025)
Most Runs Scored.....	697 (2004)
Fewest Runs Scored	535 (2021)
Most Games, 10 or More Runs Scored	15 (2002)
Most Games, 10 or More Runs Allowed	15 (2000)
Most Hits	1,294 (2010)
Fewest Hits.....	932 (2021)
Most Doubles	274 (2003)
Fewest Doubles.....	170 (2025)
Most Triples.....	55 (2016)
Fewest Triples	19 (2023)
Most Home Runs	143 (2022)
Fewest Home Runs.....	73 (2003)
Most Home Runs, Home.....	74 (2022)
Most Home Runs, Road	87 (2014)
Fewest Home Runs, Home	20 (2003)
Fewest Home Runs, Road	42 (2012, '15)
Most Grand Slams.....	6 (1999)
Most Players 10 or More HR.....	6 (2004)
Most Players 20 or More HR.....	2 (1999, '02, '05, '22)
Most Extra-Base Hits.....	533 (2004)
Fewest Extra-Base Hits	290 (2025)
Most Stolen Bases.....	163 (2023)
Fewest Stolen Bases.....	67 (2016)
Most Times Caught Stealing.....	78 (1999, '01)
Fewest Times Caught Stealing.....	39 (2004)
Most Strikeouts	1,268 (2024)
Fewest Strikeouts	811 (2003)
Most Base on Balls.....	532 (2025)
Fewest Base on Balls.....	371 (2021)

SINGLE-SEASON TEAM PITCHING RECORDS

Lowest ERA	3.32 (2003)
Highest ERA	4.66 (2021)
Most Complete Games.....	16 (2000)
Fewest Complete Games.....	0 (2022, 2025)
Most Shutouts.....	18 (2019)
Fewest Shutouts.....	5 (1999, 2005, 2021)
Fewest Runs Allowed.....	525 (2003)
Most Runs Allowed.....	696 (2000)
Fewest Hits Allowed.....	964 (2021)
Most Hits Allowed.....	1,266 (2005)
Fewest Base on Balls Allowed.....	363 (2003)
Most Base on Balls Allowed.....	570 (1999)
Fewest Home Runs Allowed.....	67 (2000)
Most Home Runs Allowed.....	140 (2004)
Most Strikeouts.....	1,247 (2022)
Fewest Strikeouts.....	814 (2007)
Most Saves.....	49 (2006)
Fewest Saves.....	26 (2023)
Fewest Hit by Pitch.....	40 (2008)
Most Hit by Pitch.....	90 (2025)
Fewest Wild Pitches.....	44 (2006)
Most Wild Pitches.....	98 (2022)
Fewest Starting Pitchers Used.....	10 (2002, 2021)
Most Starting Pitchers Used.....	22 (2013, 2022)
Most Consecutive Shutout Innings.....	28.1 (July 19-22, 2001)
Most 10-Game Winners.....	3 (2010)

SINGLE-SEASON TEAM FIELDING RECORDS

Highest %.....	985 (2018)
Lowest %.....	965 (1999)
Most Errors.....	194 (1999)
Fewest Errors.....	74 (2018)
Most Passed Balls.....	33 (2000)
Fewest Passed Balls.....	1 (2015)
Most Double Plays Turned.....	158 (2009)

SINGLE-SEASON INDIVIDUAL BATTING RECORDS

***Note: Records for averages and percentages are based on a minimum of 300 plate appearances

Highest Average.....	.334, Jeff Keppinger (2004) & Steve Pearce (2007)
RH.....	.334, Jeff Keppinger (2004) & Steve Pearce (2007)
LH.....	.324, Adam Frazier (2015)
Switch-Hitter.....	.307, Josh Bell (2015)
Lowest Average.....	.205, Stetson Allie (2015)
RH.....	.205, Stetson Allie (2015)
LH.....	.223, Rico Washington (2002)
Switch-Hitter.....	.215, Kevin Nicholson (2004)
Most Home Runs.....	31, Adam Hyzdu (2000)
RH.....	31, Adam Hyzdu (2000)
LH.....	26, Aaron Shackelford (2022)
Switch-Hitter.....	16, Hector Gimenez (2010)
Home.....	16, Adam Hyzdu (2000)
Road.....	15, Adam Hyzdu (2000)
Month.....	14, Brad Eldred (August, 2004)
Most Plate Appearances without a HR, Season.....	513, Mitch Jebb (2025)
Most Grand Slams.....	3, Rob Mackowiak (2000)
Most Games Played.....	142, Adam Hyzdu (2000)
Most At-Bats.....	536, Starling Marte (2011)
Most Plate Appearances.....	626, Adam Hyzdu (2000)
Longest Hitting Streak.....	24, Austin Meadows (May 23-June 16, 2016)
Longest On-Base Streak.....	35, Joe Perez (August 2, 2023-May 1, 2024)
Most Consecutive Games with a HR.....	6, Brad Eldred (April 26-May 2, 2005)
Most Consecutive Games with an RBI.....	12, Jason Delaney (July 15-26, 2007)
Most Runs Scored.....	96, Adam Hyzdu (2000)
Most Hits.....	178, Starling Marte (2011)
RH.....	178, Starling Marte (2011)
LH.....	166, Nate McLouth (2004)
Switch-Hitter.....	153, Max Moroff (2015)
Pitcher.....	7, Wardell Starling (2006) & Steven Brault (2015)

SINGLE-SEASON INDIVIDUAL BATTING RECORDS (CONT.)

Most RBI	106, Adam Hyzdu (2000)
Month	50, Brad Eldred (August 2004)
Pitcher	6, Wardell Starling (2006)
Most Extra-Base Hits	72, Adam Hyzdu (2000)
Most Singles	120, Starling Marte (2011)
Most Doubles	40, Nate McLouth (2004)
Most Triples	14, Vic Buttler (2006)
Most Base on Balls	94, Adam Hyzdu (2000)
Most Stolen Bases	45, Rajai Davis/Rich Thompson (2005)
Most Times Caught Stealing	19, Drew Maggi (2014)
Most Sacrifice Hits	16, Luis Figueroa (1999)
Most Sacrifice Flies	12, Will Craig (2018)
Most Intentional Walks	7, 4x, last - Hector Gimenez (2010)
Most Strikeouts	161, Mason Martin (2021)
Fewest Strikeouts (min. 300 Plate Appearances)	17, Jeff Keppinger (2004)
Most Hit by Pitch	20, Chris Duffy (2003)
Highest On-Base%	405, Adam Hyzdu (2000)
Highest Slugging %	612, Adam Hyzdu (1999)
Most Total Bases	285, Adam Hyzdu (2000)

SINGLE-SEASON INDIVIDUAL PITCHING RECORDS

****Note: Records for ERA and percentages are based on a minimum of 75 Innings Pitched*

Lowest ERA, LHP	1.51, Shane Youman (2006)
Lowest ERA, RHP	2.28, Brad Lincoln (2009)
Most Wins, LHP	14, Sean Burnett (2003)
Most Wins, RHP	15, Bronson Arroyo (1999)
Most Consecutive Wins	9, Yoslan Herrera (April 30 - August 15, 2009)
Most Consecutive Wins to Open Season	9, Yoslan Herrera (April 30 - August 15, 2009)
Most Losses, LHP	13, John Grabow (2002)
Most Losses, RHP	12, David Bromberg (2013)
Most Consecutive Losses	9, (Derek Hankins, June 15 - August 26, 2008)
Most Consecutive Scoreless Innings Pitched	25.1, Jared Lakind (April 27-June 23, 2016)
Most Games Started	27, W. Dotel (2025), A. Shortridge (2023), T. Eppler (2016), Z. Dodson (2015), B. Cumpton (2012), A. Pribanic (2011), M. Crotta (2009), S. Burnett (2003), L. Jacobsen (2003), J. Grabow (2002), Brian O'Connor (1999)
Most Appearances	55, David Daniels (1999)
Most Innings Pitched	162.2, Landon Jacobsen (2003)
Most Strikeouts	142, Ian Snell (2004)
Highest Strikeout-to-Walk Ratio	+109, Rudy Owens (2010)
Lowest Strikeout-to-Walk Ratio	-8, Jim Sak (2000)
Fewest Earned Runs Allowed	16, Shane Youman (2006)
Most Earned Runs Allowed	89, John Grabow (2002)
Most Bases on Balls	93, Cody Dickson (2016)
Fewest Bases on Balls (min. 75 IP)	10, Phil Irwin (2011)
Most Saves	29, Matt Peterson (2007)
Highest Winning % (min. 10 decisions)	.917, Yoslan Herrera, 11-1 record (2009)
Lowest Winning % (min. 10 decisions)	.154, Derek Hankins, 2-11 record (2008)
Most Complete Games	4, Brian O'Connor (2000)
Most Shutouts	2, Stephen Sparks (2000), Ian Snell (2004), Domingo Robles (2019)
Most Hit Batsmen	15, Adrian Burnside (2002), Phil Irwin/Brandon Cumpton (2012)
Most Wild Pitches	21, Brian O'Connor (1999)
Most HR Allowed	21, Justin Reid (2002)
Fewest HR Allowed (min. 75 IP)	2, Sean Burnett (2003), Bryan Morris (2011)
Most Total Batters Faced	698, Brian O'Connor (1999)

SINGLE-SEASON INDIVIDUAL FIELDING RECORDS

****Notes: Records for Fielding % are based on a minimum of 75 games played
Fielding % for Pitchers is based on most Total Chances without an error*

Most Errors	33, Alen Hanson (2014), Javier Guzman (2006), Kevin Haverbusch (1999)
Highest %, Pitcher	1.000 (36 TC), Brian O'Connor (2000)
Highest %, Catcher	.994, Ramon Cabrera (2012) & Jacob Stallings (2015)
Most Passed Balls	15, Steve Lerud (2009) & Humberto Cota (2000)
Highest %, 1B	1.000, Edwin Espinal (2017)
Highest %, 2B	.991 Jason Bowers (2007)
Highest %, 3B	.978, Ke'Bryan Hayes (2018)
Highest %, SS	.980, Kevin Newman (2017)
Highest %, OF	1.000, Matt Fraizer (2022), Jared Oliva (2019) & Darren Burton (2000)
Most Assists, OF	19, Willy Garcia (2014)

SINGLE-GAME TEAM GENERAL RECORDS

Longest Game, Time	6:17, 7/13/00 @ Norwich
Home	5:49, 8/13/10 vs. New Hampshire
Home, 7-Inning Game	3:05, 6/3/06 vs. New Hampshire (1)
Home, 9-Inning Game	3:55, 5/26/13 vs. Richmond
Road	6:17, 7/13/00 @ Norwich
Road, 7-Inning Game	2:43, 6/14/03 @ Harrisburg
Road, 9-Inning Game	4:33, 7/17/10 @ Harrisburg
Longest Game, Innings	19, 2x, 7/13/00 @ Norwich & 8/13/10 vs. New Hampshire
Home	19, 8/13/10 vs. New Hampshire
Road	19, 7/13/00 @ Norwich
Shortest 9-Inning Game Time	1:51, 2x, 4/17/04 @ Harrisburg & 5/7/18 vs. Bowie
Home	1:51, 5/7/18 vs. Bowie
Road	1:51, 4/17/04 @ Harrisburg
Shortest 7-Inning Game Time	1:26, 7/17/15 @ Richmond
Home	1:30, 5/29/25 vs. Portland
Road	1:26, 7/17/15 @ Richmond
Largest Margin of Victory	16 runs, 16-0, 5/24/23 vs. Hartford
Largest Shutout Victory	16-0, 5/24/23 vs. Hartford
Largest Margin of Defeat	17 runs, 19-2, 7/7/09 vs. Erie
Largest Shutout Defeat	14-0, 2x, 5/3/16 @ Erie & 8/7/16 @ Reading
Largest Comeback to Win	7 runs, 4x, 7/31/24 vs Richmond (Trailed 7-0, won 9-7), 4/29/18 at Harrisburg (Trailed 8-1, Won 9-8), 9/9/15 vs. Bowie (Trailed 7-0, Won 8-7) & 6/5/01 vs. Harrisburg (Trailed 7-0, Won 9-7)
Largest Lead in Loss	8 runs, 2x, 6/2/09 @ Erie (Led 9-1, Lost 12-9) & 6/22/13 @ Bowie (Led 8-0, Lost 10-9)
Most Combined Runs	33, 7/17/10 at Harrisburg (Curve 18, Senators 15)

SINGLE-GAME TEAM BATTING RECORDS

Most Runs	19, 5/22/2022 vs. Richmond
Most Runs, Inning	10, 3x, 6/5/04 @ Akron (2nd inning), 7/17/10 @ Harrisburg (9th inning) & 8/7/10 @ Harrisburg (9th inning)
Most Runs, First Inning	9, 8/23/03 vs. Erie
Most Hits	24, 7/21/15 vs. Erie (1)
Most Hits, Inning	9, 2x, 2nd inning, 6/2/22 vs Bowie, 1st inning, 8/29/03 vs. Erie (2)
Most Home Runs, Game	6, 2x, 4/12/23 at Erie, 7/11/14 @ Harrisburg
Most Home Runs, Inning	3, 10x, last - 5th inning, 6/30/21 @ Hartford
Most Doubles, Game	10, 8/4/09 @ Portland
Most Triples, Game	3, several times, last - 4/29/25 vs. Akron
Most Walks, Game	12, 5/25/18 vs. Harrisburg
Most Extra-Base Hits, Game	11, 8/4/09 @ Portland
Most Stolen Bases, Game	8, 2x, 7/5/23 vs Erie, 8/18/05 @ Akron
Most Strikeouts, 9-Inning Game	18, 7/12/19 @ Erie
Most Strikeouts, All Games	23, 9/4/05 @ Bowie
Most LOB, 9-Inning Game	15, 2x, 8/13/05 @ Reading & 4/16/13 vs. Richmond
Most LOB, All Games	23, 7/13/00 @ Norwich

SINGLE-GAME TEAM PITCHING RECORDS

Most Runs Allowed	20, 5/26/13 vs. Richmond
Most Runs Allowed, Inning	11, 8/31/19 @ Harrisburg
Most Runs Allowed, First Inning	9, 5/26/13 vs. Richmond
Most Hits Allowed	22, 2x, 4/20/12 vs. Richmond & 5/26/13 vs. Richmond
Most Home Runs Allowed	7, 9/3/18 @ Bowie
Most Home Runs Allowed, Inning	4, 4th inning, 4/13/22 @ Richmond
Most Strikeouts, 9-Inning Game	17, 5/4/21 vs. Bowie
Most Strikeouts, All Games	20, 7/27/10 @ Erie
Most Bases on Balls Allowed	13, 5/16/15 vs. Akron
Most Extra-Base Hits Allowed, 9-Inning Game	12, 9/3/18 @ Bowie
Most Extra-Base Hits Allowed, All Games	14, 7/13/00 @ Norwich

SINGLE-GAME TEAM FIELDING RECORDS

Most Errors, Game	7, 8/11/16 vs. Harrisburg
-------------------	---------------------------

CURVE .300 HITTERS (Min. 300 PA)

1999..... Adam Hyzdu (.316)	2004..... Chris Duffy (.309)	2013..... Justin Howard (.314)
2001..... Rico Washington (.302)	2006..... Brett Roneberg (.303)	2014..... Elias Diaz (.328)
2002..... Tony Alvarez (.318)	2007..... Steve Pearce (.334)	2015..... Adam Frazier (.324)
Kevin Sefcik (.308)	2010..... Hector Gimenez (.305)	Josh Bell (.307)
Carlos Rivera (.302)	Josh Harrison (.300)	2016..... Barrett Barnes (.306)
2004..... Jeff Keppinger (.334)	2011..... Starling Marte (.332)	Harold Ramirez (.306)
Nate McLouth (.322)	2012..... Brock Holt (.322)	2018..... Bryan Reynolds (.302)

SINGLE-GAME INDIVIDUAL BATTING RECORDS

Most At-Bats	10, Keith Williams, 7/13/00 @ Norwich
Most Hitless At-Bats	8, Garrett Long, 7/13/00 @ Norwich
Most Runs Scored	5, Jose Osuna, 7/21/15 vs. Erie
Most Hits	5, 17x, last - Nick Cimillo, 8/29/25 @ Harrisburg
Most Extra-Base Hits	4, 5x, Josh Harrison, 6/27/10 vs. Bowie (4 2B), Hector Gimenez, 6/2/10 @ New Britain (2 HR, 2 2B), Alex Presley, 5/24/10 @ Akron (2 HR, 3B, 2B), J.R. House, 6/13/01 @ Bowie (2 HR, 2 2B) & Craig Wilson, 9/4/99 @ Erie (2 HR, 2 3B)
Most Doubles	4, Josh Harrison, 6/27/10 vs. Bowie
Most Triples	2, several times, last - Sammy Siani, 8/5/26 vs. Hartford
Most Home Runs	2, several times, last - Nick Cimillo, 8/31/25 @ Harrisburg
Most Total Bases	14, Craig Wilson, 9/4/99 @ Erie
Most RBI	8, 2x, Alex Dickerson, 7/26/13 @ New Hampshire & Alex Pressley, 5/24/10 @ Akron
Most Stolen Bases	4, 2x, Tsung-Che Cheng, 7/5/23 vs Erie, Ray Sadler, 7/10/04 @ Portland
Most Strikeouts	5, 5x, Andres Alvarez, 8/10/22 at Binghamton, Miles Durham, 4/22/11 @ Richmond, Jarek Cunningham, 6/24/12 vs. Akron, Stefan Welch, 8/21/12 @ Trenton & Matt Curry, 5/30/14 vs. New Hampshire
Most Bases on Balls	5, Jason Bowers, 6/7/07 @ New Britain

SINGLE-GAME INDIVIDUAL PITCHING RECORDS

Most Hits Allowed, Starter	14, 4x, Aaron Pribanic, 6/17/11 vs. Harrisburg, Matt Benedict, 8/24/15 vs. Reading, David Whitehead, 5/3/16 @ Erie, Alex McRae, 6/9/17 vs. Richmond
Most Hits Allowed, Reliever	10, 3x, last - Alex Manasa 8/10/21 @ Erie
Most Hitless Innings to Begin Game	8.1, Adrian Sampson, 7/18/14 vs. Bowie
Most Consecutive Home Runs Allowed to Begin Game	3, Jeff Passantino, 8/12/21 G2 at Erie
Most Strikeouts	13, Tom Gorzelanny, 9/9/05 vs. Akron
Most Strikeouts, Reliever	9, Ron Chiavacci, 7/22/06 @ Bowie
Most Bases on Balls	8, Adrian Burnside, 8/7/02 vs. Erie
Most Wild Pitches	4, Brian O'Connor, 5/31/99 @ Norwich
Most Earned Runs Allowed, Game	13, Rob Mattson, 8/8/00 @ Reading
Most Earned Runs Allowed, Inning	8, 3rd inning, David Whitehead, 6/6/16 @ Erie
Most Innings Pitched, Starter	10.0, Hansel Izquierdo, 9/4/05 @ Bowie
Most Consecutive Scoreless Innings Pitched	25.2*, Hunter Barco, 4/4 - 5/3/2025

CAREER INDIVIDUAL BATTING RECORDS

Most Games Played	410, Shaun Skrehot (2000-04)
Most Hits	384, Shaun Skrehot (2000-04)
Most Runs Scored	189, Shaun Skrehot (2000-04)
Most Doubles	76, Shaun Skrehot (2000-04)
Most Triples	19, Vic Buttler (2005-07)
Most Home Runs	55, Josh Bonifay (2003-05)
Most RBI	55, Adam Hyzdu (1999-00)
Most Extra-Base Hits	209, Josh Bonifay (2003-05)
Most Stolen Bases	126, Josh Bonifay (2003-05)
Most Strikeouts	65, Chris Duffy (2003-04, 08)
Most Strikeouts	372, Stetson Allie (2014-16)

CAREER INDIVIDUAL PITCHING RECORDS

Most Appearances	138, Neal McDade (2001-04)
Most Games Started	83, Mike Connolly (2003-06)
Most Wins	30, Landon Jacobsen (2003-06)
Most Losses	29, Mike Connolly (2003-06)
Most Strikeouts	340, Mike Connolly (2003-06)
Most Bases on Balls	203, Brian O'Connor (1999-00, 02)
Most Saves	38, Montana DuRapau (2015-18)
Most Complete Games	6, Brian O'Connor (1999-00, 02)
Most Shutouts	2, Stephen Sparks (2000-01), Ian Snell (2003-04), Domingo Robles (2019)

MONTHLY PITCHING RECORDS

Most Wins, Month	5, Wilson Guzman (June 2000), Sam McConnell (June 2000), A.J. Morris (May 2014), James Marvel (June, 2019)
Most Saves, Month	9, Matt Peterson (June 2007)
	9, Justin Kaye (June 2005)

MISCELLANEOUS HOME RUN RECORDS

Most Home Runs, Home Game	7 (6/19/04 vs. Erie)
Most Consecutive Games with a HR, Curve	12 (May 14-May 27, 2022)
Most Consecutive Games with a HR, Opponents	11 (May 19-29, 2013)
Most Consecutive Games without a HR, Curve	11 (August 4-14, 2006)

TOP-5 SEASON HIGHS



BATTERS

<u>AVERAGE*</u>		<u>SLUGGING %*</u>	
Jeff Keppinger	.338 (2004)	Adam Hyzdu	.612 (1999)
Steven Pearce	.334 (2007)	Steven Pearce	.586 (2007)
Elias Diaz	.328 (2014)	Josh Bonifay	.556 (2005)
Three tied	.332	Adam Hyzdu	.554 (2000)
		J.J. Davis	.526 (2002)

*Minimum 300 Plate App. *Minimum 300 Plate App.

<u>HOME RUNS</u>		<u>GAMES</u>	
Adam Hyzdu	31 (2000)	Adam Hyzdu	142 (2000)
Aaron Shackelford	26 (2022)	Chris Duffy	137 (2003)
Josh Bonifay	25 (2005)	Tike Redman	136 (1999)
Adam Hyzdu	24 (1999)	Miles Durham	136 (2010)
Jose Bautista	23 (2005)	Max Moroff	136 (2015)

<u>RBI</u>		<u>RUNS</u>	
Adam Hyzdu	106 (2000)	Adam Hyzdu	96 (2000)
Will Craig	102 (2018)	Nate McLouth	93 (2004)
Jose Bautista	90 (2005)	Chase d'Arnaud	91 (2010)
Rob Mackowiak	87 (2000)	Starling Marte	91 (2011)
Matt Hague	86 (2010)	Matt Hague	90 (2010)

<u>HITS</u>		<u>DOUBLES</u>	
Starting Marte	178 (2011)	Nate McLouth	40 (2004)
Nate McLouth	166 (2004)	Adam Hyzdu	39 (2000)
Tony Alvarez	161 (2002)	Starling Marte	38 (2011)
Rob Mackowiak	156 (2000)	Tony Alvarez	37 (2002)
Josh Harrison	156 (2010)	Alex Dickerson	36 (2013)

<u>EXTRA-BASE HITS</u>		<u>TRIPLES</u>	
Adam Hyzdu	72 (2000)	Vic Buttlr	14 (2006)
Starting Marte	58 (2011)	Alen Hanson	12 (2014)
Alex Dickerson	56 (2013)	Tike Redman	12 (1999)
Tony Alvarez	53 (2002)	Craig Stansberry	11 (2005)
Will Craig/Mason Martin	53 (18, 21)	Six Tied	9

<u>STRIKEOUTS</u>		<u>STOLEN BASES</u>	
Mason Martin	161 (2021)	Rajai Davis	45 (2005)
Willy Garcia	145 (2014)	Rich Thompson	45 (2005)
Quincy Latimore	140 (2011)	Drew Maggi	37 (2014)
Miles Durham	139 (2010)	Jared Oliva	36 (2019)
Stetson Allie	135 (2015)	Cole Tucker	35 (2018)

PITCHERS

<u>ERA*</u>		<u>WINNING %*</u>	
Shane Youman	1.51 (2006)	Yoslan Herrera	.917 (2009)
Sam McConnell	1.61 (2000)	Sam McConnell	.818 (2000)
Steven Brault	2.00 (2015)	Geoff Hartlieb	.800 (2018)
Brady Borner	2.08 (2005)	Bronson Arroyo	.789 (1999)
Cam Vieaux	2.23 (2019)	3 Players Tied	.750

*Minimum 75 IP *Minimum 10 Decisions

<u>APPEARANCES</u>		<u>BASES ON BALLS</u>	
David Daniels	55 (1999)	Cody Dickson	93 (2016)
Brad Guy	54 (2000)	Brian O'Connor	92 (1999)
Noah Krol	54 (2011)	Matt Peterson	74 (2005)
Justin Kaye	53 (2005)	Justin Wilson	71 (2010)
Jeff Miller	52 (2004)	Adrian Burnside	67 (2002)

<u>INNINGS PITCHED</u>		<u>SAVES</u>	
Landon Jacobsen	1622 (2003)	Matt Peterson	29 (2007)
Tyler Eppler	1621 (2016)	Brandon Knight	27 (2006)
Sean Burnett	1592 (2003)	Noah Krol	24 (2011)
Landon Jacobsen	1540 (2006)	Matt Eckelman	23 (2019)
Justin Reid	1532 (2002)	2 Players Tied	22

<u>WINS</u>		<u>COMPLETE GAMES</u>	
Bronson Arroyo	15 (1999)	Brian O'Connor	4 (2000)
Landon Jacobsen	14 (2006)	7 Players Tied	3
Sean Burnett	14 (2003)		
6 Players Tied	12		

<u>LOSSES</u>		<u>HOME RUNS ALLOWED</u>	
Josh Shortstef	13 (2007)	Justin Reid	21 (2002)
John Grabow	13 (2002)	Matt Peterson	19 (2005)
9 Players Tied	11	Paul Stewart	19 (2005)
		Luis Ortiz	19 (2022)
		Aaron Shortridge	19 (2023)

<u>STRIKEOUTS</u>		<u>SHUTOUTS</u>	
Ian Snell	142 (2004)	Ian Snell	2 (2004)
Justin Wilson	134 (2010)	Steve Sparks	2 (2000)
Rudy Owens	132 (2010)	Domingo Robles	2 (2019)
Wilber Dotel	131 (2025)	21 Players Tied	1
Luis Ortiz	126 (2022)		

HISTORY RECORDS

AFFILIATION STATION

PIRATES AFFILIATES IN THE EASTERN LEAGUE (SINCE 1936)

1936.....	Scranton, Pa.	1974.....	Thetford Mines, PQ
1940-50.....	Albany, N.Y.	1979-82.....	Buffalo, N.Y.
1954-56.....	Williamsport, Pa.	1983.....	Lynn, Mass.
1968-69.....	York, Pa.	1984-86.....	Nashua, N.H.
1970-71.....	Waterbury, Conn.	1987-1990.....	Harrisburg, Pa.
1972-73.....	Sherbrooke, PQ	1999-Present.....	Altoona, Pa.

PIRATES' DOUBLE-A AFFILIATES (SINCE 1935)

1935.....	Kansas City Blues	1972-73.....	Sherbrooke Pirates
1937-38.....	Montreal Royals	1974.....	Thetford Mines Pirates
1940.....	Syracuse Chiefs	1975-1978.....	Shreveport Captains
1943-44.....	Toronto Maple Leafs	1979-1982.....	Buffalo Bisons
1946.....	Birmingham Barons	1983.....	Lynn Sailors
1948-1956.....	New Orleans Pelicans	1984-86.....	Nashua Pirates
1963-1966.....	Asheville Tourists	1987-90.....	Harrisburg Senators
1967.....	Macon Peaches	1991-98.....	Carolina Mudcats
1968-69.....	York Pirates	1999-pres.....	Altoona Curve
1970-71.....	Waterbury Pirates		

BATTERS

HITS		GAMES PLAYED	
Shaun Skrehot	384 (2000-04)	Shaun Skrehot	410 (2000-04)
Josh Bonifay	311 (2003-05)	Stetson Allie	348 (2014-16)
Brett Roneberg	304 (2003,06-07)	Jarek Cunningham	337 (2012-14)
Rico Washington	298 (2000-02)	Matt Fraizer	330 (2021-24)
M. Fraizer/C. Duffy	290 (21-24, 03-04, 08)	Rico Washington	322 (2000-02)

HOME RUNS		RUNS SCORED	
Josh Bonifay	55 (2003-05)	Shaun Skrehot	189 (2000-04)
Adam Hyzdu	55 (1999-00)	Chris Duffy	175 (2003-04,08)
Stetson Allie	54 (2014-16)	Matt Fraizer	168 (2021-24)
Ray Sadler	41 (2003-06)	Brett Roneberg	161 (2003,06-07)
Mason Martin	38 (2021, '23)	Adam Hyzdu	160 (1999-00)

RBI		STOLEN BASES	
Josh Bonifay	209 (2003-05)	Chris Duffy	65 (2003-04,08)
Adam Hyzdu	184 (1999-00)	Drew Maggi	64 (2012-14, '23)
Stetson Allie	183 (2014-16)	Shaun Skrehot	57 (2000-04)
Brett Roneberg	170 (2003,06-07)	Matt Fraizer	50 (2021-24)
Matt Curry	154 (2011-14)	Vic Buttler	49 (2005-07)

DOUBLES		TRIPLES	
Shaun Skrehot	76 (2000-04)	Vic Buttler	19 (2005-07)
Josh Bonifay	68 (2003-05)	Alan Hanson	17 (2013-14)
Adam Hyzdu	65 (1999-00)	Brock Holt	15 (2011-12)
Miles Durham	65 (2009-12)	5 Players Tied	14
Matt Curry	62 (2011-14)		

STRIKEOUTS		EXTRA-BASE HITS	
Stetson Allie	372 (2014-16)	Josh Bonifay	126 (2003-05)
Josh Bonifay	312 (2003-05)	Adam Hyzdu	124 (1999-00)
Matt Fraizer	311 (2021-24)	Stetson Allie	109 (2014-16)
J. Cunningham	307 (2012-14)	Ray Sadler	105 (2003-06)
Gift Ngoepe	297 (2013-15, 19)	Shaun Skrehot	100 (2000-04)

PITCHERS

GAMES PITCHED		GAMES STARTED	
Neal McDade	138 (2001-04)	Mike Connolly	83 (2003-06)
Clint Chrysler	118 (2001-03)	John Grabow	70 (2000-03)
Brady Borner	117 (2003-06)	Landon Jacobsen	66 (2003-06)
Matt Peterson	116 (2004-07)	Brian O'Connor	63 (99-00, 02)
Brad Guy	116 (2000-03)	Yoslan Herrera	61 (2007-09)

WINS		LOSSES	
Landon Jacobsen	30 (2003-06)	Mike Connolly	29 (2003-06)
Mike Connolly	27 (2003-06)	John Grabow	26 (2000-03)
Matt Peterson	24 (2004-07)	Brian O'Connor	22 (99-00, 02)
John Grabow	24 (2000-03)	Landon Jacobsen	22 (2003-06)
Brian O'Connor	24 (99-00, 02)	2 Players Tied	21

SHUTOUTS		COMPLETE GAMES	
Ian Snell	2 (2003-04)	Brian O'Connor	6 (99-00, 02)
Stephen Sparks	2 (2000-01)	Stephen Sparks	4 (2000-01)
Domingo Robles	2 (2019)	Sam McConnell	4 (1999-00)
20 Players Tied	1	5 Players Tied	3

SAVES		HOME RUNS ALLOWED	
Montana DuRapau	38 (2015-18)	Mike Connolly	42 (2003-06)
Matt Eckelman	34 (2018-19)	Matt Peterson	40 (2004-07)
Matt Peterson	29 (2004-07)	Mike Colla	36 (2010-12)
Brandon Knight	27 (2006)	Brady Borner	32 (2003-06)
Noah Krol	24 (2011)	John Grabow	30 (2000-03)

STRIKEOUTS		BASES ON BALLS	
Mike Connolly	340 (2003-06)	Brian O'Connor	203 (99-00, 02)
John Grabow	321 (2000-03)	Matt Peterson	170 (2004-07)
Matt Peterson	255 (2004-07)	John Grabow	170 (2000-03)
Ben Shaffar	239 (2002-05)	Mike Connolly	156 (2003-06)
2 Players Tied	235	Landon Jacobsen	129 (2003-06)

FIRST-ROUND DRAFT PICKS

Every former first-round draft selection to play for the Curve is listed below (* = played for Curve on MLB rehab assignment)

PLAYER/CURVE YEARS	DRAFT/OVERALL/TEAM
Terry Mulholland, LHP (2001)*1984, 24th, SF
Adam Hyzdu, OF (1999-00)1990, 15th, SF
Todd Dunn, OF (1999)1993, 35th, MIL
Russ Johnson, INF (2007)1994, 30th, HOU
Kris Benson, RHP (2002)*1996, 1st, PIT
Jason Grilli, RHP (2013)*1997, 4th, SF
Dan Reichert, P (2008)1997, 7th, KC
J.J. Davis, OF (2001-02)1997, 8th, PIT
Kevin Nicholson, SS (2003-04)1997, 27th, SD
Kip Wells, RHP (2006)*1998, 16th, CWS
Mike Nannini, RHP (2007)1998, 37th, HOU
Bobby Bradley, RHP (2004)1999, 8th, PIT
Sean Burnett, LHP (2003)2000, 19th, PIT
Phillip Dumatrai, LHP (2009)*2000, 22nd, BOS
Dave Parrish, C (2006-07)2000, 28th, NYY
Dewon Brazelton, RHP (2007)2001, 3rd, TB
John VanBenschoten, RHP (2003, 06*)2001, 8th, PIT
Bryan Bullington, RHP (2004)2002, 1st, PIT
Paul Maholm, LHP (2005)2003, 8th, PIT
Adam Miller, RHP (2015)2003, 31st, CLE
Neil Walker, C/INF (2006-07, 13*)2004, 11th, PIT
Andrew McCutchen, OF (2006-07)2005, 11th, PIT
Aaron Thompson, LHP (2011)2005, 22nd, FLA
Craig Hanson, RHP (2010)2005, 26th, BOS
Tyler Herron, RHP (2009)2005, 46th, STL
Brad Lincoln, RHP (2009)2006, 4th, PIT
Travis Snider, OF (2013)*2006, 14th, TOR
Brett Sinkbeil, RHP (2011)2006, 19th, FLA
Bryan Morris, RHP (2010-11)2006, 26th, LAD
Kris Johnson, LHP (2012)2006, 40th, BOS

PLAYER/CURVE YEARS	DRAFT/OVERALL/TEAM
Daniel Moskos, LHP (2009-10)2007, 4th, PIT
Tim Alderson, RHP (2009-13)2007, 22nd, SF
Aaron Poreda, RHP (2012)2007, 25th, CWS
Jackson Williams, C (2017)2007, 43rd, SF
Pedro Alvarez, 3B (2009)2008, 2nd, PIT
Jeremy Bleich, LHP (2015)2008, 44th, NYY
Tony Sanchez, C (2011-13)2009, 4th, PIT
Vic Black, RHP (2012)2009, 49th, PIT
Jameson Taillon, RHP (2012-13, 17*)2010, 2nd, PIT
Gerrit Cole, RHP (2012)2011, 1st, PIT
Barrett Barnes, OF (2015-16)2012, 45th, PIT
Austin Meadows, OF (2015-16)2013, 9th, PIT
Reese McGuire, C (2016)2013, 14th, PIT
Cole Tucker, SS (2017-18)2014, 24th, PIT
Connor Joe, C/IF/OF (2017)2014, 39th, PIT
Kevin Newman, SS (2016-17)2015, 19th, PIT
Ke'Bryan Hayes, 3B (2018)2015, 32nd, PIT
Will Craig, 1B (2018)2016, 22nd, PIT
Joe Musgrove, RHP (2018)*2011, 46th, TOR
Henry Davis, C (2022-23, '24*)2021, 1st, PIT
Nick Gonzales, 2B (2022)2020, 7th, PIT
Quinn Priester, RHP (2022)2019, 18th, PIT
Carmen Mlodzinski, RHP (2022)2020, 31st, PIT
Connor Scott, OF (2022-23)2018, 13th, MIA
Paul Skenes, RHP (2023)2023, 1st, PIT
Thomas Harrington, RHP (2024)2023, 36th, PIT
Termarr Johnson, INF (2024-25)2022, 4th, PIT
Konnor Griffin, INF (2025)2024, 9th, PIT

WALK-OFF VICTORIES AT PNG FIELD (150) *Curve*

DATE	OPPONENT	PLAYER	INN.	OUTS	ACTION	RBI	SCORE BEFORE	FINAL SCORE
5/2/99	Bowie	Tike Redman	9th	1	Home Run	1	4-4	5-4
5/21/99	Akron	Jeff Patzke	10th	1	Double	1	5-5	6-5
5/26/99	New Haven	Craig Wilson	11th	2	Home Run	2	1-1	3-1
6/15/99	Binghamton	Alex Hernandez	14th	1	Home Run	4	1-1	5-1
4/9/00	Harrisburg	Alex Hernandez (2)	9th	0	Single	1	8-8	9-8
4/27/00	Erie	Adam Hyzdu	9th	2	Double	1	2-2	3-2
5/30/00	Balk by Portland pitcher Scott Henderson scored Humberto Cota from third base with one out in the 11th inning					4-4	5-4	
6/22/00 (2)	Harrisburg	Rob Mackowiak	7th	2	Error/Scored runner from second		2-2	3-2
9/1/00	Akron	Rob Mackowiak (2)	10th	2	Error/Scored runner from first		2-2	3-2
4/14/01	Erie	Richard Paz	10th	0	Home Run	1	6-6	7-6
6/6/01	Harrisburg	Lee Evans	9th	1	Home Run	1	5-5	6-5
6/9/01	Reading	Carlos Rivera	9th	2	Single	1	2-2	3-2
7/2/01	Bowie	Shaun Skrehot	15th	1	Single	1	0-0	1-0
7/7/01	Erie	Shaun Skrehot (2)	9th	1	Single	2	3-4	5-4
7/29/01	Binghamton	Dan Meier	11th	0	Single/Error	0	4-4	5-4
8/3/01	Harrisburg	Ryan Doumit	9th	2	Groundout	1	1-1	2-1
9/3/01	Portland	Justin Martin	9th	1	Single	1	2-2	3-2
5/5/02	Bowie	Tony DeRosso	11th	0	Triple	1	6-6	7-6
6/12/02	Erie	Dan Meier (2)	9th	2	Single (PH)	1	4-4	5-4
6/26/02	New Britain	Tony Alvarez	9th	2	Single	1	2-2	3-2
8/10/02	Harrisburg	J.R. House	9th	1	Double	3	4-6	7-6
9/2/02	Bowie	Carlos Rivera (2)	13th	1	Single	1	1-1	2-1
4/12/03	Reading	Brett Roneberg	9th	1	Single	1	5-5	6-5
5/24/03	Binghamton	Ray Navarette	11th	0	Home Run	1	3-3	4-3
5/29/03	Akron	Ray Navarette (2)	13th	1	Single	1	4-4	5-4
6/8/03	A wild pitch by Harrisburg pitcher Luis Torres scored Chris Heintz from third with two outs in the 15th					1-1	2-1	
6/19/03	Harrisburg	Shaun Skrehot (3)	13th	2	Walk	1	7-7	8-7
4/20/04	Bowie	Josh Bonifay	9th	0	Single	1	4-4	5-4
5/2/04	Erie	Tomas de la Rosa	10th	2	Single	1	1-1	2-1
5/3/04 (2)	Binghamton	Ray Navarette (3)	7th	0	Home Run	3	1-3	4-3
5/28/04	New Britain	Nate McLouth	9th	2	Single	1	4-4	5-4
5/29/04	A wild pitch by New Britain pitcher Bobby Korecky scored Jeff Keppinger from third with one out in the 9th					8-8	9-8	
6/21/04	Akron	Ronny Paulino	10th	2	Home Run	1	4-4	5-4
6/22/04	Akron	Ray Sadler	10th	2	Single	1	5-5	6-5
8/8/04	Harrisburg	Ray Sadler (2)	10th	2	Single	1	5-5	6-5
5/3/05	Reading	Josh Bonifay (2)	10th	1	Home Run	2	2-2	4-2
5/9/05	Harrisburg	Scott Neuberger	11th	0	Single	1	3-3	4-3
5/25/05	Norwich	Brandon Chaves	11th	1	Sacrifice Fly	1	2-2	3-2
5/28/05	Reading	Jorge Cortes	9th	2	Single	1	5-5	6-5
6/9/05	Binghamton	Jorge Cortes (2)	9th	2	Single	1	2-2	3-2
6/20/05	Bowie	Tom Evans	11th	0	Home Run	1	5-5	6-5
7/24/05	Harrisburg	Josh Bonifay (3)	9th	2	Home Run	2	6-6	8-6
7/25/05	Binghamton	Jose Bautista	12th	0	Home Run	1	4-4	5-4
7/28/05	Binghamton	Jose Bautista (2)	9th	1	Single	1	5-5	6-5
8/8/05	Bowie	Craig Stansberry	9th	2	Single	1	4-4	5-4
4/25/06	Portland	Brandon Chaves (2)	11th	0	Single	1	4-4	5-4
5/12/06 (1)	Binghamton	Adam Boeve	10th	1	Sacrifice Fly	1	6-6	7-6
7/2/06	Akron	Brian Bixler	10th	1	Single	1	0-0	1-0
7/25/06	Harrisburg	David Parrish	10th	1	Sacrifice Fly	1	2-2	3-2
8/22/06 (2)	Bowie	Ray Sadler (3)	7th	2	Single	1	6-6	7-6
4/22/07	Harrisburg	Brett Roneberg (2)	9th	1	Fielder's Choice	1	7-7	8-7
5/17/07 (1)	Portland	Adam Boeve (2)	7th	1	Single (PH)	1	1-1	2-1
7/3/07	Bowie	David Parrish (2)	11th	1	Sacrifice Fly	1	3-3	4-3
7/31/07	Reading	Vic Buttler	9th	2	Single	1	2-2	3-2
8/25/07	Harrisburg	Taber Lee	9th	1	Single	1	6-6	7-6
4/9/08	Trenton	Miguel Perez	9th	2	Single	1	3-3	4-3
5/4/08 (1)	Erie	Melvin Dorta	8th	1	Home Run	1	3-3	4-3
6/6/08	Connecticut	Shelby Ford	10th	2	Single	1	0-0	1-0
7/5/08	Harrisburg	Brad Corley	10th	0	Single	1	2-2	3-2
7/20/08	Harrisburg	Brad Corley (2)	10th	1	Single	1	3-3	4-3
7/21/08 (1)	Akron	James Boone	8th	2	Double	1	2-2	3-2
8/30/08	Reading	Jose Tabata	11th	0	Single	1	4-4	5-4
7/21/09	Reading	Ray Chang	10th	1	Single (PH)	1	5-5	6-5
8/13/09	Portland	Brian Friday	10th	2	Single	1	8-8	9-8
8/26/09	Trenton	Jonel Pacheco	9th	1	Double	1	3-3	4-3
4/10/10	Harrisburg	Jose De Los Santos	10th	1	Double	1	0-0	1-0
4/13/10	Richmond	Josh Harrison	14th	2	Single	1	0-0	1-0
8/3/10	Akron	Chase d'Arnaud	10th	1	Single	1	2-2	3-2
8/13/10	New Hampshire	Miles Durham	19th	1	Home Run	1	3-3	4-3
8/24/10	Erie	Jordy Mercer	9th	1	Single	1	5-5	6-5
8/28/10	Richmond	Miles Durham (2)	10th	2	Double	1	2-2	3-2
5/2/11	Akron	Kris Watts	9th	1	Double	1	9-9	10-9
5/22/11	Akron	Brock Holt	9th	2	Single	1	4-4	5-4
6/15/11	New Britain	Jordy Mercer (2)	10th	1	Sacrifice Fly	1	10-10	11-10
8/16/11	New Hampshire	Brock Holt (2)	9th	2	Single	1	1-1	2-1
8/22/11	Richmond	Brock Holt (3)	9th	2	Walk	1	2-2	3-2
9/4/11	Richmond	Josh Rodriguez	11th	1	Single	1	0-0	1-0
5/31/12	Richmond	Robbie Grossman	11th	1	Single	1	4-4	5-4
6/2/12 (2)	Portland	Jarek Cunningham	7th	1	Single	2	1-2	3-2
6/14/12	Trenton	Jarek Cunningham (2)	9th	2	Double	2	5-6	7-6
7/9/12	Binghamton	Brock Holt (4)	9th	1	Single	1	2-2	3-2
7/29/12	New Hampshire	Adalberto Santos	10th	1	Single	1	2-2	3-2

HISTORY RECORDS

DATE	OPPONENT	PLAYER	INN.	OUTS	ACTION	RBI	SCORE BEFORE	FINAL SCORE
8/29/12	Akron	Stefan Welch	9th	1	Walk	1	1-1	2-1
4/16/13	Richmond	Andrew Lambo	11th	1	Single	1	1-1	2-1
5/12/13	Richmond	Charlie Cutler	9th	2	Error	0	1-1	2-1
6/4/13	Reading	Andrew Lambo (2)	9th	2	Home Run	2	5-6	7-6
6/18/13	New Hampshire	Adalberto Santos (2)	10th	1	Single	1	4-4	5-4
8/1/13	Binghamton	Carlos Paulino	13th	1	Single	1	1-1	2-1
8/14/13	Portland	Mel Rojas Jr.	12th	2	Single	1	5-5	6-5
4/8/14	Akron	Willy Garcia	9th	1	Home Run	1	3-3	4-3
4/23/14	Harrisburg	Elias Diaz	9th	1	Sacrifice Fly (PH)	1	9-9	10-9
5/7/14	Bowie	Mel Rojas Jr. (2)	9th	1	Single	1	5-5	6-5
6/13/14	Reading	Alen Hanson	9th	0	Sacrifice bunt/error	0	4-4	5-4
7/7/14	Erie	Drew Maggi	10th	0	Single	1	3-3	4-3
8/12/14	Trenton	Gift Ngoepe	9th	1	Single	1	2-2	3-2
8/28/14	Andy Vasquez stole second, scored on a throwing error by Richmond catcher Eliezer Zambrano (0 outs in 9th)					2-2		
4/16/15	Akron	Eric Wood	11th	2	Walk	1	1-1	2-1
5/2/15	Erie	Josh Bell	9th	2	Home Run	3	2-3	5-3
5/14/15	Akron	Josh Bell (2)	9th	2	Walk	1	4-4	5-4
6/19/15	Harrisburg	Adam Frazier	10th	1	Hit By Pitch (PH)	1	3-3	4-3
7/21/15 (2)	Erie	Andy Vasquez	7th	2	Double	2	6-7	8-7
9/9/15***	Bowie	Jacob Stallings	9th	1	Single	1	7-7	8-7
5/26/16	Akron	Erich Weiss	9th	2	Double (PH)	2	1-2	3-2
6/16/16	A passed ball by Akron catcher Wilkin Castillo scored Harold Ramirez from third with no outs in the 9th					2-2		
6/28/16	Binghamton	Jose Osuna	9th	2	Double	1	7-7	8-8
7/27/16	A wild pitch by Erie pitcher Paul Voelker scored Stetson Allie with one out in the 9th						10-10	11-10
8/3/16	Richmond	Edwin Espinal	12th	1	Home Run	1	1-1	2-1
8/4/16	Richmond	Edwin Espinal (2)	10th	1	Sacrifice Fly	1	1-1	2-1
8/27/16	Erie	Stetson Allie	14th	1	Single	1	4-4	5-4
5/11/17	New Hampshire	Edwin Espinal (3)	9th	1	Hit By Pitch	1	3-3	4-3
5/30/17	Akron	Wyatt Mathisen	10th	2	Single	1	4-4	5-4
7/15/17	Bowie	Pablo Reyes	13th	0	Home Run	1	6-6	7-6
8/12/17 (1)	Trenton	Elvis Escobar	7th	0	Single	1	2-2	3-2
8/13/17	Trenton	Elvis Escobar (2)	10th	0	Single	1	4-4	5-4
9/4/17	Harrisburg	Mitchell Tolman	12th	1	Home Run	3	4-4	7-4
5/30/18	Akron	Stephen Alemais	9th	2	Single	1	3-3	4-3
5/31/18	Akron	Jin-De Jhang	9th	1	Single	1	3-3	4-3
6/7/18	Reading	Tyler Gaffney	9th	2	Single	1	0-0	1-0
7/8/18	Trenton	Logan Hill	9th	0	Single	1	2-2	3-2
7/26/18	Binghamton	Bryan Reynolds	9th	2	Home Run	3	5-7	8-7
4/11/19	Akron	Bligh Madris	12th	1	Single	1	2-2	3-2
6/1/19	New Hampshire	Hunter Owen	9th	0	Home Run	2	2-3	4-3
6/29/19 (2)	Binghamton	Chris Sharpe	9th	0	Single	1	3-3	4-3
7/4/19	Erie	Robbie Glendinning	10th	1	Double	2	4-5	6-5
8/6/19	Richmond	Jerrick Suiter	10th	1	Single	1	3-3	4-3
5/7/21	Bowie	Rodolfo Castro	10th	0	Single	1	4-4	5-4
6/25/21	Harrisburg	Mason Martin	9th	2	Home Run	2	2-3	4-3
8/18/21	Somerset	Daniel Amaral	9th	1	Home Run	2	4-5	6-5
4/24/22	New Hampshire	Andres Alvarez	9th	2	Single	1	4-4	5-4
5/13/22	Somerset	Aaron Shackelford	10th	0	Single	1	1-1	2-1
6/5/22	Bowie	Dylan Shockley	10th	1	Double	1	2-2	3-2
7/16/22	Richmond	Connor Scott	9th	1	Sacrifice Fly	1	0-0	1-0
8/5/22	Akron	Blake Sabot	9th	0	Sacrifice Fly	1	1-1	2-1
8/17/22 (2)	Harrisburg	Nick Gonzles	10th	0	Double	1	2-2	3-2
8/18/22	Harrisburg	Malcom Nuñez	9th	2	Home Run	3	5-5	8-5
4/23/23	Bowie	Lolo Sanchez	9th	1	Sacrifice Fly	1	4-4	5-4
5/12/23	Akron	Matt Gorski	10th	1	Fielder's Choice	1	1-1	2-1
5/31/23	Binghamton	Connor Scott	10th	1	Sacrifice Fly	1	3-3	4-3
7/5/23	Erie	Mason Martin	11th	2	Single	1	6-6	7-6
8/1/23	Richmond	Connor Scott	9th	2	Walk	1	0-0	1-0
8/24/23	Akron	Andres Alvarez	10th	1	Sacrifice Fly	1	1-1	2-1
8/26/23	Akron	Carter Bins	9th	2	Single	1	8-8	9-8
9/10/23	Harrisburg	Carter Bins	9th	1	Double	1	4-4	5-4
4/9/24	Harrisburg	Kervin Pichardo	10th	2	Single	1	7-7	8-7
6/15/24	Erie	Brenden Dixon	9th	1	Home Run	3	8-8	11-8
7/16/24	Harrisburg	Abraham Gutierrez	10th	0	Single	1	12-12	13-12
8/1/24	Richmond	Abraham Gutierrez	10th	1	Sacrifice Fly	1	4-4	5-4
8/15/24	Bowie	Jase Bowen	9th	1	Home Run	3	1-2	4-2
8/17/24	Bowie	Tres Gonzalez	11th	0	Bunt 1B	1	6-6	7-6
8/29/24	New Hampshire	Brenden Dixon	10th	1	Single	1	4-4	5-4
8/30/24	New Hampshire	Matt Fraizer	10th	0	Home Run	3	5-4	7-5
5/4/25	Akron	Mitch Jebb	9th	2	Single	1	2-2	3-2
5/31/25 (2)	Portland	Brenden Dixon	8th	1	Home Run	2	7-7	9-7
7/3/25	Harrisburg	Nick Cimillo	11th	2	Home Run	0	2-2	4-2
7/18/25	A wild pitch by Akron pitcher Zach Morehouse scored Maikol Escotto from third with two outs in the 11th						1-1	2-1
7/19/25	Akron	Duce Gouson	9th	1	Double	1	5-5	6-5
8/16/25	Hartford	Nick Cimillo	9th	1	Sac Fly	1	0-0	1-0
8/9/25	Hartford	Mitch Jebb	10th	2	Sac Fly	1	2-2	3-2

*** - Playoff Game PH - Pinch-hitter

HISTORY/RECORDS

YEAR-BY-YEAR RECORD IN EXTRA-INNING GAMES

YEAR	OVERALL	PCT	HOME	ROAD
1999	5-9	.357	3-2	2-7
2000	8-5	.615	2-2	6-3
2001	3-5	.375	3-5	--
2002	4-3	.571	2-1	2-2
2003	7-10	.412	4-7	3-3
2004	7-5	.583	4-2	3-3
2005	6-6	.500	5-1	1-5
2006	5-7	.417	4-2	1-5
2007	6-7	.462	1-3	5-4
2008	9-4	.692	6-2	3-2
2009	5-8	.385	2-3	3-5
2010	8-4	.667	5-2	3-2
2011	4-8	.333	2-5	2-3
2012	4-5	.444	2-2	2-3
2013	6-2	.750	4-2	2-0
2014	3-10	.231	1-3	2-7
2015	3-8	.273	2-2	1-6
2016	6-2	.750	3-1	3-1
2017	9-9	.500	4-3	5-6
2018	5-7	.417	0-5	5-2
2019	7-4	.636	4-2	3-2
2021	7-1	.875	1-0	6-1
2022	7-5	.583	3-2	4-3
2023	7-7	.500	4-2	3-5
2024	11-5	.687	6-2	5-3
2025	4-5	.444	4-1	0-4
	156-151	.506	81-64	75-87

GAMES OF 15+ INNINGS (10)

19 INNINGS (2)

July 13, 2000 @ Norwich, W 6-5
August 13, 2010 vs. New Hamp., W 4-3

18 INNINGS (1)

June 11, 2015 @ Reading, L 8-7

17 INNINGS (0)

N/A

16 INNINGS (1)

August 27, 2000 @ Reading, W 4-2

15 INNINGS (6)

July 2, 2001 vs. Bowie, W 1-0
April 26, 2003 vs. Akron, L 4-3
June 8, 2003 vs. Harrisburg, W 2-1
September 1, 2005 @ Bowie, W 4-1
April 22, 2011 @ Richmond, W 11-5
August 28, 2017 @ Richmond, L 2-1

IT KEEPS GOING & GOING...

The longest game in Altoona Curve history took place on July 13, 2000 in Norwich, Conn, when Altoona outlasted the Navigators, 6-5, in 19 innings. The game took six hours and 17 minutes to play. With the score tied 2-2, the Curve scored four times in the top of the 19th inning before they withstood a three-run comeback attempt in the bottom half of the frame to earn the win.

GAMES TIED 0-0 ENTERING EXTRA INNINGS (20)

April 15, 2000 vs. Reading, L 3-0 (10)	June 6, 2009 vs. Akron (1), L 1-0 (9)	April 13, 2013 vs. Harrisburg, L 3-1 (10)
July 2, 2001 vs. Bowie, W 1-0 (15)	April 10, 2010 vs. Harrisburg, W 1-0 (10)	May 30, 2014 vs. New Hamp., L 1-0 (12)
May 26, 2002 vs. Trenton, L 2-1 (12)	April 13, 2010 vs. Richmond, W 1-0 (14)	Sept. 5, 2016 @ Richmond, W 2-0 (10)
June 24, 2006 @ Akron, W 1-0 (10)	July 27, 2010 @ Erie, L 2-0 (13)	April 20, 2019 @ Richmond (2), W 1-0 (8)
July 2, 2006 vs. Akron, W 1-0 (10)	June 24, 2011 @ Harrisburg, L 2-0 (10)	August 14, 2019 @ Harrisburg, W 3-0 (10)
June 6, 2008 vs. Connecticut, W 1-0 (10)	Sept. 4, 2011 vs. Richmond, W 1-0 (11)	August 24, 2023 vs. Akron, W 2-1 (10)
July 31, 2008 @ Trenton, L 1-0 (10)	May 5, 2012 vs. Richmond (1), L 1-0 (8)	

CRAZY 8s

In 2010, Curve outfielder Alex Presley had an unprecedented day at the plate on May 24 in Akron. The Monroe, La. native exploded for eight RBI to surpass Curve legend Adam Hyzdu for the most RBI in one game in franchise history. That feat was duplicated in 2013 by another Curve OF in Alex Dickerson, who tied the mark on July 26 in Manchester, N.H. against the Fisher Cats. Dickerson was 3-for-6 that day with a home run and two runs scored. It was part of a big weekend in Manchester as it came one night after the Curve threw the second combined no-hitter in franchise history.

NO-HIT GAMES

THROWN BY THE CURVE (2)

Adrian Burnside, Neal McDade,	8/25/02 vs. Akron
Chris Spurling	4/23/02 vs. Akron
Ethan Hollingsworth, Jason Townsend,	
Jhonthan Ramos,	
Ryan Beckman	7/25/13 @ New Hampshire

5+ RBI GAMES (68)

Adam Hyzdu	5/14/99 vs. Harrisburg (5)
Garrett Long	5/29/99 vs. Portland (6)
Adam Hyzdu	6/25/99 @ New Britain (7)
Craig Wilson	7/4/99 @ Erie (5)
Kevin Haverbush	7/18/99 @ Reading (5)
Craig Wilson	9/4/99 @ Erie (6)
Adam Hyzdu	5/5/00 @ Bowie (7)
Adam Hyzdu	8/7/00 vs. Erie (5)
Eddy Furniss	8/10/00 @ Reading (5)
B.J. Barns	8/6/01 @ Erie (5)
J.J. Davis	7/21/02 vs. Bowie (5)
Tony Alvarez	7/24/02 vs. Harrisburg (6)
Shawn Garrett	8/9/02 vs. Harrisburg (5)
Shawn Garrett	4/21/03 @ Erie (5)
Chan Perry	7/18/03 @ Erie (5)
Ray Sadler	5/14/04 vs. Akron (5)
Chris Duffy	6/5/04 @ Akron (5)
Josh Bonifay	6/5/04 @ Akron (6)
Josh Bonifay	8/4/04 @ Akron (5)
Brad Eldred	8/7/04 vs. Harrisburg (5)
Brad Eldred	8/15/04 @ Reading (6)
Brad Eldred	4/29/05 vs. Trenton (6)
Simon Pond	4/14/06 @ Reading (5)
Vic Buttler	5/17/06 vs. Reading (6)
Brant Ust	5/24/06 vs. Bowie (5)
Brett Roneberg	7/29/06 @ Connecticut (6)
Steven Pearce	6/7/07 @ New Britain (5)
Steven Pearce	6/13/07 vs. New Britain (5)
Neil Walker	6/28/07 vs. Trenton (5)
Miguel Perez	6/9/08 vs. Connecticut (5)
Jamie Romak	8/15/08 @ New Hampshire (4)
Shelby Ford	8/8/09 @ New Hampshire (5)
Alex Presley	4/19/10 @ Akron (5)
Shelby Ford	5/15/10 @ Richmond (5)
Alex Presley	5/24/10 @ Akron (8)
Hector Gimenez	6/2/10 @ New Britain (5)
Kris Watts	8/7/10 @ Harrisburg (5)
Starling Marte	4/22/11 @ Richmond (6)
Jordy Mercer	5/11/11 @ Harrisburg (5)
Robbie Grossman	7/22/12 vs. Erie Gm. #1 (5)
Alex Dickerson	6/2/13 @ Portland (7)
Alex Dickerson	7/26/13 @ New Hampshire (8)
Stetson Allie	4/23/14 vs. Harrisburg (5)
Willy Garcia	6/3/14 vs. Binghamton (5)
Keon Broxton	6/9/14 vs. Binghamton (5)
Josh Bell	5/2/15 vs. Erie (5)
Stetson Allie	7/21/15 vs. Erie Gm. #1 (5)
Jose Osuna	8/22/15 @ Bowie (6)
Erich Weiss	8/12/16 @ New Hampshire (7)
Edwin Espinal	8/29/16 vs. Binghamton (5)
Jin-De Jhang	8/3/17 vs. Erie (5)
Will Craig	6/12/18 @ Binghamton (5)
Jordan George	7/28/18 vs. Binghamton (5)
Hunter Owen	4/5/19 @ Akron (5)
Jared Oliva	7/13/19 @ Erie (5)
Jason Delay	8/21/19 vs. Hartford (6)
Mason Martin	7/6/21 vs. Akron (5)
Cal Mitchell	8/24/21 vs. Richmond (5)
Jack Suwinski	4/23/22 vs. New Hampshire (5)
Andres Alvarez	6/2/22 vs. Bowie (5)
Aaron Shackelford	6/17/22 vs. Erie (5)
Andres Alvarez	5/25/23 vs. Hartford (6)
Connor Scott	5/28/23 vs. Hartford (6)
Matt Fraizer	6/1/23 vs. Binghamton (5)
Aaron Shackelford	4/9/24 vs. Harrisburg (5)
Kervin Pichardo	8/11/24 @ Portland (5)
Nick Cimillo	5/31/25 (2) vs. Portland (5)
Konnor Griffin	8/29/25 @ Harrisburg (7)

5+ HIT GAMES (17)

Humberto Cota	8/13/00 @ Bowie (5-for-6)
Adrian Brown	5/8/01 vs. Bowie (5-for-5)
Tony Alvarez	5/3/02 vs. Bowie (5-for-5)
Jose Castillo	5/7/03 @ Akron (5-for-6)
Jeff Keppinger	6/16/04 @ Harrisburg (5-for-6)
Rajai Davis	7/27/05 vs. Binghamton (5-for-6)
Brett Roneberg	5/3/06 @ Erie (5-for-6)
Jason Delaney	7/18/07 vs. Bowie (5-for-5)
Melvin Dorta	4/18/08 vs. Erie (5-for-5)
Shelby Ford	6/8/08 vs. Connecticut (5-for-6)
Melvin Dorta	7/11/08 @ Erie (5-for-6)
Dan Gamache	5/25/15 @ New Hampshire (5-for-5)
Stetson Allie	7/27/16 vs. Erie (5-for-5)
Elvis Escobar	6/20/17 vs. Trenton (5-for-5)
Wyatt Mathisen	8/3/17 vs. Trenton (5-for-5)
Cal Mitchell	8/24/21 vs. Richmond (5-for-6)
Nick Cimillo	8/29/25 @ Harrisburg (5-for-6)

THROWN AGAINST THE CURVE (8)

Sean Douglass,	
Jimmy Hamilton	4/19/00 vs. Bowie [7 inn.]
Dave Crouthers, Andy Mitchell,	
Jacobo Sequea	8/19/04 vs. Bowie
Brett Smith	7/4/07 @ Trenton [5 inn.]
Carlos Carrasco	8/21/07 @ Reading [6 inn.]
Chuck James, Cole Kimball,	
Zech Zinicola	6/10/10 vs. Harrisburg [7 inn.]
Giovanni Soto	7/15/12 @ Akron
Casey Mize	4/29/19 vs. Erie
Brian Keller	8/1/19 @ Trenton [7 inn.]

COMPLETE-GAME SHUTOUTS (29)

Bronson Arroyo	6/8/99 vs. Bowie (11 hits)
Stephen Sparks	6/4/00 @ Harrisburg (4 hits)
Sam McConnell	6/13/00 @ Bowie (5 hits)
Wilson Guzman	6/17/00 @ Akron Gm #2 (2 hits) [7 inn.]
Stephen Sparks	7/7/00 vs. Reading (5 hits)
Justin Reid	7/20/01 vs. New Haven (4 hits)
Mike Gonzalez	8/18/01 @ Harrisburg (6 hits)
Brian Grabow	6/13/02 vs. Erie (5 hits)
John O'Connor	7/23/02 vs. Harrisburg Gm #2 (4 hits) [7 inn.]
Brad Guy	8/29/02 @ Erie (3 hits)
Sean Burnett	6/18/03 vs. Trenton (2 hits)
Ian Snell	4/27/04 @ Norwich Gm #1 (3 hits) [7 inn.]
Ian Snell	9/3/04 @ New Britain Gm #1 (5 hits) [7 inn.]
Tom Gorzelanny	6/26/05 vs. New Britain (3 hits)***
Tom Gorzelanny	9/9/05 vs. Akron (4 hits)***
Landon Jacobsen	6/22/06 @ Harrisburg (3 hits) [6 inn.]
Luis Munoz	6/28/07 vs. Trenton (5 hits) [7 inn.]
Devon Brazelton	8/31/07 @ Erie (3 hits) [7 inn.]^
Brad Lincoln	5/21/09 @ Bowie (2 hits)
Sean Smith	6/6/09 vs. Akron Gm. #2 (4 hits) [7 inn.]
Aaron Pribanic	5/21/11 vs. Akron Gm. #1 (7 hits) [7 inn.]
Phil Irwin	7/27/12 vs. New Hamp. Gm. #1 (2 hits) [7 inn.]
Adrian Sampson	7/18/14 vs. Bowie (1 hit)
Mitch Keller	9/7/17 @ Bowie (1 hit)***
Taylor Hearn	6/26/18 vs. Harrisburg Gm #1 (4 hits) [7 inn.]
James Marvel	4/20/19 @ Richmond Gm. #1 (1 hit) [7 inn.]
Domingo Robles	6/8/19 vs. Akron Gm. #1 (4 hits) [7 inn.]
Sean Brady	8/23/19 @ Bowie (7 hits)
Domingo Robles	8/26/19 vs. Akron (5 hits)

***Indicates E.L. Playoff Game

*Suspended game from 8/19/07 completed on 8/31

10+ STRIKEOUT GAMES (41)

Paul Ah Yat	4/25/99 @ Bowie (10)
Paul Ah Yat	6/1/99 @ Norwich (11)
Bronson Arroyo	7/19/99 vs. Erie (10)
Joe Beimel	9/4/00 vs. Akron (11)
Jason Schmidt	4/13/01 vs. Erie (10)
Adrian Burnside	4/17/02 vs. Erie (11)
Ben Shaffar	6/14/02 @ Bowie (10)
Ian Snell	5/2/04 vs. Erie (12)
Ian Snell	8/12/04 @ New Hampshire (11)
Ian Snell	9/3/04 @ New Britain (10)
Tom Gorzelanny	8/2/05 @ Erie (10)
Tom Gorzelanny	9/9/05 vs. Akron (13)***
Luis Munoz	5/7/07 vs. Erie (10)
Kip Bouknight	8/30/07 vs. Reading (10)
Rudy Owens	5/4/10 @ Richmond (11)
Justin Wilson	8/14/10 vs. New Hampshire (11)
Jeff Locke	4/25/11 @ Harrisburg (10)
Kyle McPherson	7/30/11 @ Portland (10)
Jameson Taillon	4/12/13 vs. Harrisburg (10)
Jameson Taillon	5/19/13 @ Richmond (10)
David Bromberg	6/12/13 @ New Britain Gm. #2 (12)
Steven Brault	7/6/15 vs. Harrisburg (10)
Tyler Glasnow	7/21/15 vs. Erie (10)
Tyler Glasnow	7/26/15 vs. Akron (12)
J.T. Brubaker	7/13/17 vs. Portland (10)
Mitch Keller	9/1/17 vs. Harrisburg (11)
Taylor Hearn	6/14/18 @ Binghamton (10)
Cam Vieaux	5/22/19 @ New Hampshire (10)
Cam Vieaux	8/29/19 vs. Akron (10)
Roansy Contreras	5/4/21 vs. Bowie (11)
Roansy Contreras	5/11/21 @ Binghamton (11)
Roansy Contreras	6/15/21 @ Erie (10)
Luis Ortiz	8/26/22 @ Bowie (10)
Kevin Nicolas	5/23/23 @ Richmond (10)
Braxton Ashcraft	5/14/24 @ Akron (10)
Braxton Ashcraft	6/2/24 @ Richmond (12)
Bubba Chandler	6/21/24 @ Bowie (10)
Bubba Chandler	6/27/24 vs. Akron (11)
Thomas Harrington	7/10/24 vs. Bowie (11)
Thomas Harrington	7/20/24 @ Somerset (10)
Wilber Dotel	5/4/25 vs. Akron (10)

***Indicates E.L. Playoff Game

HISTORY/RECORDS

HOME RUN HISTORY



GRAND SLAMS (51)

Kevin Haverbusch	4/13/99 @ Harrisburg
Steve Bieser	6/13/99 @ Binghamton
Alex Hernandez	6/15/99 vs. Binghamton
Adam Hyzdu	6/25/99 @ New Britain
Craig Wilson	7/4/99 @ Erie
Kory DeHaan	7/15/99 @ Reading
Rob Mackowiak	5/21/00 vs. New Britain
Rob Mackowiak	6/15/00 @ Bowie
Rob Mackowiak (3)	6/21/00 @ Erie
Adam Hyzdu (2)	7/15/00 @ Norwich
Tracy Sanders	8/28/00 @ Reading
Lee Evans	6/10/01 vs. Reading
Tony Alvarez	6/10/01 vs. Reading
Tony Derosso	5/6/02 @ Reading
Tony Derosso (2)	7/14/02 @ Akron
Shawn Garrett	8/9/02 vs. Harrisburg
Chan Perry	7/18/03 @ Erie
Ray Sadler	5/14/04 vs. Akron
Josh Bonifay	6/5/04 @ Akron
Ray Sadler	6/12/04 @ Reading
Brad Eldred	8/15/04 @ Reading
Brad Eldred (2)	8/23/04 @ Erie
Carlos Maldonado	4/27/05 @ Erie
Brad Eldred (3)	4/29/05 vs. Trenton
Rich Thompson	8/22/05 @ Bowie
Brett Roneberg	5/12/06 vs. Binghamton
Vic Buttler	5/17/06 vs. Reading
Ray Sadler (2)	6/6/06 @ Portland
Brett Roneberg (2)	7/29/06 @ Connecticut
Steven Pearce	6/13/07 vs. New Britain
Neil Walker	6/28/07 vs. Trenton
Anthony Webster	7/11/08 @ Erie
Shelby Ford	8/8/09 @ New Hamp.
Miles Durham	7/26/10 @ Erie
Andrew Lambo	8/27/12 vs. Akron
Alex Dickerson	6/2/13 @ Portland
Stetson Allie	4/23/14 vs. Harrisburg
Keon Broxton	4/24/15 @ Erie
Stetson Allie (2)	7/21/15 vs. Erie (1)
Barrett Barnes	9/9/15 vs. Bowie***
Jonathan Schwind	8/17/16 @ Portland
Bryan Reynolds	6/13/18 @ Binghamton
Alfredo Reyes	8/23/18 vs. Harrisburg
Cole Tucker	9/7/18 vs. Akron***
Hunter Owen	4/5/19 @ Akron
Chris Sharpe	6/30/19 vs. Binghamton
Conor Kaiser	7/13/21 vs. Binghamton
Andres Alvarez	5/25/23 vs. Hartford
Joe Perez	5/31/24 vs. Portland
Brenden Dixon	7/13/24 vs. Bowie
Tsung-Che Cheng	8/7/24 @ Portland

***Indicates E.L. Playoff Game

INSIDE-THE-PARK HOME RUNS (7)

Garrett Long	7/28/00 @ New Britain (solo)
Andrew McCutchen	5/21/07 @ Akron (solo)
James Boone	4/18/08 vs. Erie (solo)
Mel Rojas Jr.	4/5/13 @ Erie (solo)
Alex Dickerson	4/7/13 @ Erie (2-run)
Will Craig	4/10/18 vs. Harrisburg (3-run)
Carter Bins	4/23/22 vs. New Hampshire (solo)

HOME RUNS HIT BY CURVE PITCHERS (7)

Aaron France	April 12, 1999 @ Harrisburg (solo)
Alex Pena	August 30, 1999 vs. Reading (solo)
Randy Galvez	April 26, 2001 @ Harrisburg (solo)
Tim Alderson	August 19, 2009 @ Harrisburg (solo)
Tim Alderson (2)	July 1, 2010 @ Reading (2-run)
Alex McRae	April 30, 2017 vs. Harrisburg (solo)
Beau Sulser	May 14, 2019 @ Binghamton (solo)

LEAD-OFF HOME RUNS (45)

Kevin Nicholson	7/7/03 vs. Norwich
Nyjer Morgan	8/24/06 @ Harrisburg
Jason Bowers	7/15/07 vs. Akron
Jason Bowers (2)	8/31/07 @ Erie
James Boone	4/13/08 @ Reading
James Boone (2)	4/21/08 vs. Akron
Angel Gonzalez	7/26/08 @ Harrisburg (2)
Shelby Ford	8/16/08 @ New Hamp.
Brian Friday	5/16/09 vs. Akron (1)
Jim Negyich	7/11/09 @ Reading
Chase d'Arnaud	7/31/10 @ Richmond
Starling Marte	7/26/11 @ Reading
Starling Marte (2)	8/11/11 @ New Britain
Robbie Grossman	6/17/12 @ Binghamton
Robbie Grossman (2)	6/26/12 @ Binghamton
Andy Vasquez	7/18/13 vs. Erie
Allen Hanson	5/1/14 @ Erie (1)
Drew Maggi	6/21/14 @ Portland (2)
Allen Hanson (2)	7/2/14 @ Bowie
Allen Hanson (3)	7/5/14 vs. Harrisburg
Allen Hanson (4)	8/19/14 @ Akron
Adam Frazier	9/6/15 @ Binghamton
Elvis Escobar	9/1/16 vs. Binghamton
Pablo Soto	4/8/17 @ Harrisburg (2)
Kevin Newman	5/22/17 vs. Akron
Kevin Newman (2)	6/28/17 @ Bowie
Cole Tucker	8/28/18 vs. Trenton
Cole Tucker (2)	9/6/18 @ Akron***
Jared Oliva	5/3/19 @ Richmond
Jonah Davis	5/15/21 @ Binghamton
Jonah Davis (2)	7/15/21 vs. Binghamton
Nick Gonzales	4/29/22 @ Akron
Andres Alvarez	5/21/22 vs. Richmond
Matt Fraizer	6/23/22 @ New Hampshire
Jared Triolo	8/10/22 @ Binghamton
Jared Triolo (2)	8/14/22 @ Binghamton
Jared Triolo (3)	8/18/22 vs. Harrisburg
Liover Peguero	6/15/23 @ Somerset
Liover Peguero (2)	6/21/23 vs. Bowie (2)
Jackson Glenn	7/22/23 vs. Reading
Jackson Glenn (2)	8/20/23 @ Bowie
Shawn Ross	4/20/25 vs. Somerset
Nick Cimillo	5/31/25 vs. Portland (2)
Wyatt Hendrie	7/13/25 @ Binghamton
Mike Jarvis	7/26/25 vs. Chesapeake

***Indicates E.L. Playoff Game

PINCH-HIT HOME RUNS (19)

Adam Hyzdu	7/2/00 @ Harrisburg (solo)
Mike Stoner	8/5/01 vs. Harrisburg (solo)
Tony DeRosso	5/6/02 @ Reading (grand slam)
Jonel Pacheco	6/11/08 @ New Britain (2-run)
Jonel Pacheco (2)	4/22/09 vs. Reading (solo)
Jason Delaney	5/30/09 @ Trenton (solo)
Jedro Alvarez	7/13/09 @ Bowie (solo)
Peff Corsaletti	7/19/09 vs. Harrisburg (solo)
Anthony Norman	7/15/10 @ Harrisburg (2-run)
Brandon Jones	7/17/10 @ Harrisburg (2-run)
Justin Howard	7/4/14 vs. Harrisburg (2-run)
Dan Gamache	5/8/15 @ Harrisburg (2-run)
Jordan Luplow	5/17/17 @ Binghamton (2-run)
Chase Simpson	6/7/17 @ Harrisburg (3-run)
Jonathan Schwind	8/9/17 vs. Reading (3-run)
Jonathan Schwind	9/4/17 vs. Harrisburg (solo)
Darnell Sweeney	8/13/19 @ Harrisburg (solo)
Deon Stafford	6/3/21 @ Richmond (solo)
Shawn Ross	4/20/25 vs. Somerset (Grand Slam)

THREE HOME RUN INNINGS (10)

3rd inn., 7/10/99 vs. Akron	A. Hyzdu/G. Long/R. Mackowiak
6th inn., 6/8/04 vs. Harrisburg	R. Paulino/K. Nicholson/R. Sadler
6th inn., 4/29/05 vs. Trenton	R. Sadler/J. Bautista/B. Eldred
8th inn., 4/14/06 @ Reading	R. Alvarez/S. Pond/J. Guzman
3rd inn., 8/31/08 vs. Reading	J. Tabata/J. Pacheco/J. Boone
9th inn., 7/17/10 @ Harrisburg	H. Gimenez/B. Jones/M. Hague
4th inn., 5/22/13 @ Reading	A. Lambo/C. Cutler/J. Howard
2nd inn., 6/2/13 @ Portland	A. Lambo/J. Cunningham/A. Dickerson
2nd inn., 7/23/14 @ New Britain	K. Broxton/G. Ngoepe/C. Paulino
5th inn., 6/30/21 @ Hartford	C. Mitchell/O. Cruz/R. Castro

GOING, GOING, GONE

Led by Aaron Shackelford's 26 home runs, the 2022 Altoona Curve set a new franchise record with 143 home runs in 137 games; Shackelford's total was the most among Pirates minor league players and the second-highest in franchise history. Andres Alvarez added 20 home runs of his own as part of the first 20/20 season in franchise history, matching the franchise record for most players with 20 or more home runs in a season (two). Blake Sabol (14) and Liover Peguero (10) also reached double-digits in homers during the 2022 season. Connor Scott set the record with a two-homer game in the penultimate game of the season against Reading on Saturday, September 17.

HISTORY RECORDS

HOME RUN HISTORY

TWO-HOME RUN GAMES (133)

Garrett Long	4/24/99 @ Bowie
Adam Hyzdu	5/20/99 @ Bowie
Garrett Long (2)	5/29/99 vs. Portland
Adam Hyzdu (2)	6/25/99 @ New Britain
Tike Redman	7/14/99 @ Erie
Garrett Long (3)	7/16/99 @ Reading
Adam Hyzdu (3)	8/16/99 @ Portland
Craig Wilson	9/14/99 @ Erie
Kevin Haverbusch	4/9/00 vs. Harrisburg
Derrick Lankford	4/24/00 @ Harrisburg
Adam Hyzdu (4)	5/5/00 @ Bowie
Humberto Cota	5/14/00 @ Trenton
Alex Hernandez	6/3/00 @ Harrisburg (solo, solo)
Adam Hyzdu (5)	7/2/00 @ Harrisburg (solo, 2-run)
Rico Washington	7/28/00 @ New Britain
Adam Hyzdu (6)	8/7/00 vs. Erie
Rico Washington (2)	8/10/00 @ Reading
Eddy Furniss	8/10/00 @ Reading
Darren Burton	6/15/01 @ Erie (solo, solo)
B.J. Barns	8/6/01 @ Erie
Dan Meier	8/19/01 @ Harrisburg (solo, solo)
Dan Meier (2)	4/27/02 @ Erie
Tony Alvarez	7/24/02 vs. Harrisburg
Victor Rodriguez	7/25/02 @ Erie (2)
J.J. Davis	7/26/02 @ Erie
Tony Alvarez (2)	7/28/02 @ Erie
J.J. Davis (2)	8/5/02 vs. Erie
Shawn Garrett	4/21/03 @ Erie (1)
Shawn Garrett (2)	5/2/03 @ Reading
Chan Perry	6/29/03 @ Portland
Brett Roneberg	7/19/03 @ Erie (1)
Ronny Paulino	7/29/03 @ Erie (2) (solo, solo)
Kevin Nicholson	9/4/03 @ Akron (solo, solo)***
Chris Duffy	6/5/04 @ Akron
Ray Sadler	6/8/04 vs. Harrisburg (solo, solo)
Ray Sadler (2)	6/12/04 @ Reading (grand slam, solo)
Ronny Paulino (2)	7/12/04 @ Portland (solo, solo)
Ray Sadler (3)	7/12/04 @ Portland (solo, solo)
Josh Bonifay	8/4/04 @ Akron
Brad Eldred	8/7/04 vs. Harrisburg
Tom Evans	8/10/04 @ New Hampshire
Brad Eldred (2)	8/12/04 @ New Hampshire
Jorge Cortes	8/12/04 @ New Hampshire (solo, solo)
Brad Eldred (3)	8/15/04 @ Reading
Brad Eldred (4)	4/10/05 @ Reading (2-run, 2-run)
Victor Mercedes	4/25/05 @ Erie (solo, solo)
Brad Eldred (5)	5/2/05 vs. Reading (2-run, 2-run)
Josh Bonifay (2)	5/3/05 vs. Reading (solo, 2-run)
Ronny Paulino (3)	5/4/05 vs. Reading (2-run, solo)
Josh Bonifay (3)	5/15/05 vs. New Hampshire (2-run, solo)
Josh Bonifay (4)	6/14/05 @ Norwich (2-run, solo)
Tom Evans (2)	6/22/05 vs. Bowie (solo, 2-run)
Craig Stansberry	8/14/05 @ Reading (solo, 2-run)
Craig Stansberry (2)	9/5/05 @ Bowie (solo, solo)
Adam Boeve	9/11/05 @ Akron (solo, 2-run)***
Simon Pond	4/10/06 vs. Erie (2-run, solo)
Brant Ust	5/24/06 vs. Bowie (3-run, 2-run)
Neil Walker	5/27/07 @ Bowie (2-run, 2-run)
Brett Roneberg (2)	6/12/07 vs. New Britain (solo, 2-run)
Steve Pearce	6/12/07 vs. New Britain (3-run, solo)
Adam Boeve (2)	6/25/07 @ Reading (solo, solo)
Adam Boeve (3)	7/16/07 vs. Bowie (2-run, solo)
Jason Delaney	7/16/07 vs. Bowie (solo, solo)
Russ Johnson	8/22/07 @ Reading (solo, solo)
James Boone	4/18/08 vs. Erie (solo, solo)
Melvin Dorta	7/25/08 @ Harrisburg (2-run, solo)
Jamie Romak	8/15/08 @ New Hampshire (2-run, 2-run)
Hector Gimenez	5/13/09 @ Harrisburg (solo, 2-run)
Jamie Romak (2)	6/20/09 vs. Connecticut (solo, 2-run)
Jonel Pacheco	6/28/09 vs. Bowie (3-run, solo)
Pedro Alvarez	8/27/09 vs. Trenton (2-run, solo)
Hector Gimenez (2)	5/5/10 @ Richmond (solo, 2-run)
Shelby Ford	5/15/10 @ Richmond (2-run, 3-run)
Alex Presley	5/24/10 @ Akron (3-run, 2-run)
Hector Gimenez (3)	6/2/10 @ New Britain (2-run, 2-run)
Josh Harrison	8/19/10 @ Portland (solo, 2-run)
Matt Hague	8/31/10 @ Bowie (solo, 2-run)
Jordy Mercer	5/11/11 @ Harrisburg (3-run, solo)
Jordy Mercer (2)	6/5/11 vs. Portland (solo, 2-run)
Quincy Latimore	7/9/11 vs. Bowie (solo, 2-run)
Quincy Latimore (2)	8/13/11 vs. Reading (solo, solo)
Kelson Brown	6/25/12 vs. Akron (solo, solo)
Stefan Welch	7/1/12 @ Binghamton (2-run, 2-run)
Adalberto Santos	7/23/12 @ Reading (solo, 2-run)
Andrew Lambo	8/18/12 @ New Hampshire (2-run, solo)
Alex Dickerson	6/2/13 @ Portland (grand slam, 2-run)
Jarek Cunningham	6/2/13 @ Portland (solo, solo)
Justin Howard	8/17/13 @ Erie (1) (solo, solo)
Stetson Allie	4/23/14 vs. Harrisburg (solo, grand slam)
Keon Broxton	5/8/14 @ Akron (solo, 2-run)
Willy Garcia	5/22/14 vs. Akron (solo, 3-run)
Stetson Allie (2)	5/25/14 @ Erie (solo, 2-run)
Willy Garcia (2)	6/30/14 @ Bowie (2-run, solo)
Keon Broxton (2)	8/19/14 @ Akron (solo, 3-run)
Willy Garcia (3)	6/3/15 vs. New Britain (solo, solo)
Erin Wood	5/12/16 @ Richmond (solo, solo)
Anderson Feliz	9/7/16 @ Akron (solo, solo)**
Jordan Luptow	4/11/17 @ Richmond (solo, solo)

Kevin Kramer	4/13/17 vs. Akron (solo, solo)
Jordan Luptow (2)	5/29/17 @ Erie (solo, solo)
Pablo Reyes	7/15/17 vs. Bowie (solo, solo)
Logan Hill	6/24/18 @ Erie (solo, 2-run)
Will Craig	7/20/18 @ Reading (1) (3-run, solo)
Bryan Reynolds	7/20/18 @ Reading (1) (2-run, solo)
Jordan George	8/4/18 vs. Akron (2-run, solo)
Chris Sharpe	8/13/19 @ Harrisburg (solo, 2-run)
Jason Delay	8/21/19 vs. Hartford (3-run, 2-run)
Rodolfo Castro	6/5/21 @ Richmond (2-run, 2-run)
Mason Martin	6/17/21 @ Erie (solo, 2-run)
Cal Mitchell	6/30/21 @ Hartford (2-run, solo)
Mason Martin (2)	7/3/21 @ Hartford (1) (2-run, solo)
Mason Martin (3)	7/6/21 vs. Akron (3-run, solo)
Jack Suwinski	8/20/21 vs. Somerset (solo, solo)
Blake Sabol	5/17/22 vs. Richmond (2-run, 2-run)
Aaron Shackelford	6/17/22 vs. Erie (3-run, 2-run)
Aaron Shackelford (2)	7/15/22 vs. Richmond (solo, solo)
Andres Alvarez	8/2/22 vs. Akron (solo, solo)
Endy Rodriguez	9/1/22 vs. Akron (2-run, solo)
Connor Scott	9/17/22 vs. Reading (solo, 3-run)
Mason Martin (4)	4/12/23 @ Erie (2-run, solo)
Henry Davis	4/23/23 vs. Bowie (solo, solo)
Henry Davis (2)	5/9/23 vs. Akron (solo, solo)
Liover Peguero	5/20/23 @ Bowie (solo, 2-run)
Andres Alvarez (2)	5/25/23 vs. Hartford (2-run, GS)
Liover Peguero (2)	6/28/23 @ Harrisburg (solo, solo)
Matt Gorski	7/4/23 vs. Erie (solo, 2-run)
Tsung-Che Cheng	9/3/23 @ Erie (3-run, solo)
Aaron Shackelford (3)	4/9/24 vs. Harrisburg (3-run, 2-run)
Dustin Peterson	6/9/24 @ Richmond (3-run, solo)
Nick Cimillo	8/3 @ Portland (solo, 2-run)
Esmerlyn Valdez	8/29/25 @ Harrisburg (solo, solo)
Konnor Griffin	8/29/25 @ Harrisburg (3-run, 2-run)
Nick Cimillo (2)	8/31/25 @ Harrisburg (2-run, 3-run)

***Indicates E.L. Playoff Game

BACK-TO-BACK HOME RUNS (56)

Adam Hyzdu/Garrett Long	7/10/99 vs. Akron (3rd inn.)
Kevin Haverbusch/Mike Roberts	7/11/99 vs. Akron (8th inn.)
Kevin Haverbusch/Rob Mackowiak	8/8/99 vs. Erie (5th inn.)
Craig Wilson/Yamid Haad	8/9/99 vs. New Britain (4th inn.)
Humberto Cota/Eddy Furniss	6/7/00 vs. Erie (2nd inn.)
Adam Hyzdu/Shawn Lankford	8/3/00 @ Portland (4th inn.)
Rob Mackowiak/Humberto Cota	8/18/00 vs. Harrisburg (1st inn.)
Rich Paz/Dan Meier	8/19/01 @ Harrisburg (4th inn.)
Dan Meier/Carlos Rivera	4/27/02 @ Erie (5th inn.)
Shawn Garrett/Jose Castillo	7/29/03 vs. New Britain (1st inn.)
R. Paulino/K. Nicholson/R. Sadler	6/8/04 vs. Harrisburg (6th inn.)
Josh Bonifay/Brad Eldred	4/26/05 @ Erie (1st inn.)
Ray Sadler/Jose Bautista	4/29/05 vs. Trenton (6th inn.)
Josh Bonifay/Ronny Paulino	5/10/05 vs. Harrisburg (7th inn.)
Josh Bonifay/Jorge Cortes	6/11/05 vs. Akron (1) (6th inn.)
Josh Bonifay/Jorge Cortes	7/6/05 vs. Erie (8th inn.)
Paul Chiffredo/Craig Stansberry	7/17/05 @ Erie (8th inn.)
Jose Bautista/Jorge Cortes	8/9/05 vs. Bowie (2nd inn.)
Ray Sadler/Brandon Chaves	8/20/06 vs. Harrisburg (2nd inn.)
Steve Pearce/Niel Walker	5/22/07 @ Connecticut (2nd inn.)
Brett Roneberg/Steve Pearce	6/12/07 vs. New Britain (4th inn.)
Adam Boeve/Jason Delaney	7/16/07 vs. Bowie (4th inn.)
Jamie Romak/Steve Lerud	4/30/09 @ Reading (5th inn.)
Miles Durham/Brian Friday	7/6/09 vs. Bowie (7th inn.)
Hector Gimenez/Miles Durham	8/23/09 @ Bowie (2) (4th inn.)
Jonel Pacheco/Alex Presley	5/30/10 vs. Reading (6th inn.)
Andrew Lambo/Matt Hague	8/7/10 @ Harrisburg (4th inn.)
Chase d'Arnaud/Josh Harrison	8/29/10 vs. Richmond (5th inn.)
Chase d'Arnaud/Josh Harrison	9/10/10 @ Harrisburg (7th inn.)***
Eric Fryer/Miles Durham	5/28/11 @ Binghamton (2nd inn.)
Quincy Latimore/Jordy Mercer	6/16/12 @ Binghamton (4th inn.)
Jarek Cunningham/Quincy Latimore	7/6/12 vs. Reading (7th inn.)
Adalberto Santos/Matt Curry	7/23/12 @ Reading (1st inn.)
Andrew Lambo/Charlie Cutler	5/22/13 @ Reading (4th inn.)
Andrew Lambo/Jarek Cunningham	6/2/13 @ Portland (2nd inn.)
Gregory Polanco/Alex Dickerson	7/5/13 vs. Erie (3rd inn.)
Justin Howard/Jarek Cunningham	8/17/13 @ Erie (1) (4th inn.)
Alen Hanson/Gift Ngoepe	5/1/14 @ Erie (1) (1st inn.)
Alen Hanson/Mel Rojas Jr.	5/11/14 @ Akron (1st inn.)
K. Broxton/G. Ngoepe/C. Paulino	7/23/14 @ New Britain (2nd inn.)
Willy Garcia/Dan Gamache	6/7/15 @ Erie (9th inn.)
Jose Osuna/Stetson Allie	5/8/16 vs. Richmond (7th inn.)
Logan Hill/Jordan George	6/24/18 @ Erie (2nd inn.)
Will Craig/Bryan Reynolds	7/20/18 @ Reading (1) (7th inn.)
Logan Hill/Hunter Owen	5/15/19 @ Binghamton (6th inn.)
Hunter Owen/Bligh Madris	6/3/19 @ Erie (9th inn.)
Oneil Cruz/Mason Martin	5/29/21 vs. Erie (2) (6th inn.)
O. Cruz/Canaan Smith-Njigba	6/12/21 vs. Akron (5th inn.)
Rodolfo Castro/Mason Martin	6/17/21 @ Erie (1st inn.)
Mason Martin/Daniel Amaral	7/24/21 @ Somerset (7th inn.)
Aaron Shackelford/Andres Alvarez	5/22/22 vs. Richmond (1st inn.)
Blake Sabol/Aaron Shackelford	7/15/22 vs. Richmond (1st inn.)
Domingo Leyba/Matt Fraizer	4/11/23 @ Erie (2nd inn.)
Joe Perez/Carter Bins	5/31/24 vs. Portland (8th inn.)
Jase Bowen/Eli Wilson	9/15/24 vs. Richmond (5th inn.)
Esmerlyn Valdez/Duce Gourson	8/8/25 vs. Hartford (9th inn.)
Esmerlyn Valdez/Nick Cimillo	8/30 @ Harrisburg (2nd inn.)

***Indicates E.L. Playoff Game

HISTORY/RECORDS

CURVE IN MLB



Only players making major league debut AFTER playing for Altoona are included
 Players are listed in order of their MLB debuts

PLAYER	ALT YEAR(S)	MLB DEBUT	MLB SERVICE
Yamid Haad, C	1999-01	7/5/1999	Pittsburgh ('99), San Francisco ('05)
Kory DeHaan, OF	1999	4/25/2000	San Diego ('00, '02)
Brian O'Connor, LHP	1999-00, '02	5/13/2000	Pittsburgh ('00)
Bronson Arroyo, RHP	1999	6/12/2000	Pittsburgh ('00-02), Boston ('03-05), Cincinnati ('06-13, '17), Arizona ('14)
Kane Davis, RHP	1999	6/12/2000	Cleveland ('00), Milwaukee ('00, '05), Colorado ('01), New York-NL ('02), Philadelphia ('07)
Tike Redman, OF	1999	6/30/2000	Pittsburgh ('00-01, '03-05), Baltimore ('07)
Stephen L. Sparks, RHP	2000-01	7/19/2000	Pittsburgh ('00)
Alex Hernandez, OF	1999-00	9/1/2000	Pittsburgh ('00-01)
Adam Hyzdu, OF	1999-00	9/8/2000	Pittsburgh ('00-03), Boston ('04-05), San Diego ('05), Texas ('06)
Brian Smith, RHP	2000-01	9/11/2000	Pittsburgh ('00)
Jack Wilson, SS	2000, '08	4/3/2001	Pittsburgh ('01-09), Seattle ('09-11), Atlanta ('11-12)
Joe Beimel, LHP	2000, '11	4/8/2001	Pittsburgh ('01-03, '11), Minnesota ('04), Tampa Bay ('05), Los Angeles-NL ('06-08), Washington ('09), Colorado ('09-10), Seattle ('14-15)
Craig Wilson, C/1B	1999	4/22/2001	Pittsburgh ('01-06), New York-AL ('06), Atlanta ('07)
Rob Mackowiak, UTIL	1999-00	5/19/2001	Pittsburgh ('01-05), Chicago-AL ('06-07), San Diego ('07), Washington ('08)
Dave Williams, LHP	2001	6/6/2001	Pittsburgh ('01-02, '04-05), Cincinnati ('06), New York-NL ('06-07)
Jarrod Patterson, 3B	2000	6/16/2001	Detroit ('01), Kansas City ('03)
Luis Figueroa, INF	1999-00	6/27/2001	Pittsburgh ('01), Toronto ('06), San Francisco ('07)
Humberto Cota, C	2000	9/9/2001	Pittsburgh ('01-07)
Brendan Donnelly, RHP	1999	4/9/2002	Los Angeles-AL ('02-06), Boston ('07), Cleveland ('08), Florida ('09), Pittsburgh ('10)
Ron Wright, 1B	1999	4/14/2002	Seattle ('02)
Kevin Pickford, LHP	2000	5/16/2002	San Diego ('02)
Matt Duff, RHP	1999-00	7/30/2002	St. Louis ('02)
Tony Alvarez, OF	2001-02	9/4/2002	Pittsburgh ('02, '04)
J.J. Davis, OF	2001-02	9/4/2002	Pittsburgh ('02-04), Washington ('05)
Chris Spurling, RHP	2001-02	4/2/2003	Detroit ('03, '05-06), Milwaukee ('06-07)
D.J. Carrasco, RHP	2000-01	4/2/2003	Kansas City ('03-05), Chicago-AL ('08-09), Pittsburgh ('10), Arizona ('10), New York-NL ('11-12)
Carlos Rivera, 1B	2001-02	6/22/2003	Pittsburgh ('03-04)
Mike Gonzalez, LHP	1999, '01-03	8/11/2003	Pittsburgh ('03-06), Atlanta ('07-09), Baltimore ('10-11), Texas ('11), Washington ('12), Milwaukee ('13)
John Grabow, LHP	2000-03	9/14/2003	Pittsburgh ('03-09), Chicago-NL ('09-11)
J.R. House, C	2001-03	9/27/2003	Pittsburgh ('03-04), Houston ('06, '08), Baltimore ('07)
Shawn Camp, RHP	2001, '03	4/5/2004	Kansas City ('04-05), Tampa Bay ('06-07), Toronto ('08-11), Chicago-NL ('12-13), Philadelphia ('14)
Jeff Bennett, RHP	2001, '03	4/6/2004	Milwaukee ('04), Atlanta ('07-09), Tampa Bay ('09)
Jose Castillo, INF	2003	4/7/2004	Pittsburgh ('04-07), San Francisco ('08), Houston ('08)
Mike Johnston, LHP	2003	4/7/2004	Pittsburgh ('04-05)
Chris Shelton, 1B/C	2003	4/15/2004	Detroit ('04-06), Texas ('08), Seattle ('09)
Anastacio Martinez, RHP	2003	5/22/2004	Boston '04
Sean Burnett, LHP	2003	5/30/2004	Pittsburgh ('04, '08-09), Washington ('09-12, '16), Los Angeles-AL ('13-14)
Sam McConnell, LHP	1999-00	6/25/2004	Atlanta ('04)
John Van Benschoten, RHP	2003, '06	8/18/2004	Pittsburgh ('04, '07-08)
Ian Snell, RHP	2003-04	8/20/2004	Pittsburgh ('04-09), Seattle ('09-10)
Jeff Keppinger, INF	2004	8/20/2004	New York-NL ('04), Kansas City ('06), Cincinnati ('07-08), Houston ('09-11), San Francisco ('11), Tampa Bay ('12), Chicago-AL ('13)
Frank Brooks, LHP	2003	8/27/2004	Pittsburgh ('04), Atlanta ('05)
Chris Duffy, OF	2003-04, '08	4/7/2005	Pittsburgh ('05-07), Milwaukee ('09)
Ray Sadler, OF	2003-06	5/8/2005	Pittsburgh '05
Ryan Doumit, C	2001, '04, '06, '08	6/5/2005	Pittsburgh ('05-11), Minnesota ('12-13), Atlanta ('14)
Nate McLouth, OF	2004	6/29/2005	Pittsburgh ('05-09, '12), Atlanta ('09-11), Baltimore ('12-13), Washington ('14)
Zach Duke, LHP	2004, '10	7/2/2005	Pittsburgh ('05-10), Arizona ('11), Washington ('12-13), Cincinnati ('13, '19), Milwaukee ('14), Chicago-AL ('15-16), St. Louis ('16-17), Minnesota ('18), Seattle ('18)
Brad Eldred, 1B	2004-05	7/22/2005	Pittsburgh ('05, '07), Colorado ('10), Detroit ('12)
Paul Maholm, LHP	2005	8/30/2005	Pittsburgh ('05-11), Chicago-NL ('12), Atlanta ('12-13), Los Angeles-NL ('14)
Chris Heintz, C	2003	9/10/2005	Minnesota '05-07
Matt Capps, RHP	2005, '08	9/16/2005	Pittsburgh ('05-09), Washington ('10), Minnesota ('10-12)
Bryan Bullington, RHP	2004	9/18/2005	Pittsburgh ('05, '07), Cleveland ('08), Toronto ('09), Kansas City ('10)
Tom Gorzelanny, LHP	2004-05	9/20/2005	Pittsburgh ('05-09), Chicago-NL ('09-10), Washington ('11-12), Milwaukee ('13-14), Detroit ('15), Cleveland ('16)

HISTORY RECORDS

MLB DEBUTS BY TEAM/YEAR

MLB Debut by Curve Alumni by Year

1999	1	2013	10
2000	9	2014	6
2001	8	2015	6
2002	6	2016	14
2003	6	2017	7
2004	12	2018	14
2005	12	2019	13
2006	6	2020	9
2007	6	2021	5
2008	7	2022	13
2009	3	2023	15
2010	4	2024	5
2011	9	2025	8
2012	11		

Players to Reach MLB by Curve Year

1999	15	2013	11
2000	18	2014	15
2001	15	2015	19
2002	9	2016	14
2003	16	2017	17
2004	10	2018	19
2005	12	2019	16
2006	14	2020	0
2007	11	2021	18
2008	10	2022	17
2009	13	2023	8
2010	18	2024	4
2011	15	2025	1
2012	16		

Ronny Paulino, C	2003-05	9/25/2005	Pittsburgh ('05-08), Florida ('09-10), New York-NL ('11), Baltimore ('12)
Yurendell de Caster, INF	2004	5/21/2006	Pittsburgh ('06)
Josh Sharpless, RHP	2005-06	8/1/2006	Pittsburgh ('06-07)
Rajai Davis, OF	2005	8/14/2006	Pittsburgh ('06-07), San Francisco ('07-08), Oakland ('08-10, '17), Toronto ('11-13), Detroit ('14-15), Cleveland ('16, '18), Boston ('17), New York-NL ('19)
Brian Rogers, RHP	2006, '08	9/1/2006	Pittsburgh ('06-07)
Carlos Maldonado, C	2005-07	9/8/2006	Pittsburgh ('06-07), Washington ('10, '12)
Shane Youman, LHP	2004-06	9/10/2006	Pittsburgh ('06-07)
Craig Stansberry, INF	2005-06	8/25/2007	San Diego ('07-09)
Romulo Sanchez, RHP	2005-07	8/26/2007	Pittsburgh ('07-08), New York-AL ('10)
Steven Pearce, 1B	2007	9/1/2007	Pittsburgh ('07-11), Baltimore ('12-16), Houston ('12), New York-AL ('12), Tampa Bay ('16), Toronto ('17-18), Boston ('18-19)
Nyjer Morgan, OF	2006	9/1/2007	Pittsburgh ('07-09), Washington ('09-10), Milwaukee ('11-12), Cleveland ('14)
Jonathan Albaladejo, RHP	2006	9/5/2007	Washington ('07), New York-AL ('08-10), Arizona ('12)
Dave Davidson, LHP	2006-08	9/6/2007	Pittsburgh ('07), Florida ('09)
Rico Washington, INF	2000-02	4/1/2008	St. Louis ('08)
Brian Bixler, INF	2006	4/6/2008	Pittsburgh ('08-09), Washington ('11), Houston ('12)
Brent Lillibridge, INF	2006	4/26/2008	Atlanta ('08), Chicago-AL ('09-12), Boston ('12), Cleveland ('12), Chicago-NL ('13), New York-AL ('13)
Jimmy Barthmaier, RHP	2008, '10	6/27/2008	Pittsburgh ('08)
Yoslan Herrera, RHP	2007-09	7/12/2008	Pittsburgh ('08), Los Angeles-AL ('14)
Randy Ruiz, 1B/DH	2007	8/1/2008	Minnesota ('08), Toronto ('09-10)
Luis Cruz, INF	2008	9/2/2008	Pittsburgh ('08-09), Milwaukee ('10), Los Angeles-NL ('12-13), New York-AL ('13)
Ronald Belisario, RHP	2007-08	4/7/2009	Los Angeles-NL ('09-10, '12-13), Chicago-AL ('14), Tampa Bay ('15)
Andrew McCutchen, OF	2006-07	6/4/2009	Pittsburgh ('09-17, 23-24), San Francisco ('18), New York-AL ('18), Philadelphia ('19-21), Milwaukee ('22)
Neil Walker, INF	2006-07, '13	9/1/2009	Pittsburgh ('09-15), New York-NL ('16-17), Milwaukee ('17), New York-AL ('18), Miami ('19), Philadelphia ('20)
Jose Tabata, OF	2008-09	6/9/2010	Pittsburgh ('10-15)
Brad Lincoln, RHP	2009	6/9/2010	Pittsburgh ('10-12), Toronto ('12-13), Philadelphia ('14)
Pedro Alvarez, 3B	2009	6/16/2010	Pittsburgh ('10-15), Baltimore ('16-18)
Alex Presley, OF	2010	9/8/2010	Pittsburgh ('10-13), Minnesota ('13), Houston ('14-15), Milwaukee ('16), Detroit ('16-17)
Mike Crotta, RHP	2007, '09-11	4/3/2011	Pittsburgh ('11)
Daniel Moskos, LHP	2009-10	4/30/2011	Pittsburgh ('11)
Josh Harrison, 2B/3B	2010, '18	5/31/2011	Pittsburgh ('11-18), Detroit ('19), Washington ('20-21), Oakland ('21), Chicago-AL ('22), Philadelphia ('23)
Tony Watson, LHP	2009-10	6/8/2011	Pittsburgh ('11-17), Los Angeles-NL ('17), San Francisco ('18-21), Los Angeles-AL ('21)
Chase d'Arnaud, 2B/SS	2010, '13	6/24/2011	Pittsburgh ('11-12, '14), Philadelphia ('15), Atlanta ('16-17), Boston ('17), San Diego ('17), San Francisco ('18)
Eric Fryer, C	2011	6/26/2011	Pittsburgh ('11-12, '16), Minnesota ('13-15), St. Louis ('16-17)
Aaron Thompson, LHP	2011	8/24/2011	Pittsburgh ('11), Minnesota ('14-15)
Jared Hughes, RHP	2008-11, '13	9/7/2011	Pittsburgh ('11-16), Milwaukee ('17), Cincinnati ('18-19), Philadelphia ('19), New York-NL ('20)
Jeff Locke, LHP	2010-11	9/10/2011	Pittsburgh ('11-16), Miami ('17)
Matt Hague, 1B	2010	4/7/2012	Pittsburgh ('12, '14), Toronto ('15)
Gorkys Hernandez, OF	2009-10	5/21/2012	Pittsburgh ('12, '15), Miami ('12), San Francisco ('16-18), Boston ('19)
Jordy Mercer, 3B/2B/SS	2010-11	5/29/2012	Pittsburgh ('12-18), Detroit ('19-20), New York-AL ('20), Washington ('21)
Starling Marte, OF	2011	7/26/2012	Pittsburgh ('12-19), Arizona ('20), Miami ('20-21), Oakland ('21), New York-NL ('22-24)
Todd Redmond, RHP	2007	8/18/2012	Cincinnati ('12), Toronto ('13-15)
Kyle McPherson, RHP	2011-12	8/20/2012	Pittsburgh ('12)
Justin Wilson, LHP	2010	8/20/2012	Pittsburgh ('12-14), New York-AL ('15, '21), Detroit ('16-17), Chicago-NL ('17-18), New York-NL ('19-20), Cincinnati ('21-22)
Steve Lerud, C	2008-09	8/30/2012	Philadelphia ('12-13)
Brock Holt, 2B/SS	2011-12	9/1/2012	Pittsburgh ('12), Boston ('13-19), Milwaukee ('20), Washington ('20), Texas ('21)
Jean Machi, RHP	2009	9/3/2012	San Francisco ('12-15), Boston ('15), Seattle ('17)
Bryan Morris, RHP	2010-11	9/14/2012	Pittsburgh ('12-14), Miami ('14-16), San Francisco ('17)
Phil Irwin, RHP	2011-12	4/14/2013	Pittsburgh ('13), Texas ('14)
Robbie Grossman, OF	2012	4/24/2013	Houston ('13-15), Minnesota ('16-18), Oakland ('19-20), Detroit ('21-22), Atlanta ('22), Texas ('23-24), Chicago-AL ('24), Kansas City ('24)
Gerrit Cole, RHP	2012	6/11/2013	Pittsburgh ('13-17), Houston ('18-19), New York-AL ('20-24)
Brandon Cumpton, RHP	2012-13, '17	6/15/2013	Pittsburgh ('13-14), Toronto ('18)
Tony Sanchez, C	2011-13	6/23/2013	Pittsburgh ('13-15), Atlanta ('17)
Duke Welker, RHP	2011-12	6/23/2013	Pittsburgh ('13)
Vic Black, RHP	2012	7/25/2013	Pittsburgh ('13), New York-NL ('13-14)
Andrew Lambo, OF	2010-13	8/13/2013	Pittsburgh ('13-15), Oakland ('16)
Kris Johnson, LHP	2012	8/18/2013	Pittsburgh ('13), Minnesota ('14)
Stolmy Pimentel, RHP	2013-14	9/4/2013	Pittsburgh ('13-14), Texas ('15)
Casey Sadler, RHP	2013, '17	5/2/2014	Pittsburgh ('14-15, '18), Tampa Bay ('19), Los Angeles-NL ('19), Chicago-NL ('20), Seattle ('20-21)
Rudy Owens, LHP	2010	5/23/2014	Houston ('14)
Jamie Romak, INF	2008-09	5/28/2014	Los Angeles-NL ('14), Arizona ('15)
Gregory Polanco, OF	2013	6/10/2014	Pittsburgh ('14-21)
Hunter Strickland, RHP	2012	9/1/2014	San Francisco ('14-18), Seattle ('19), Washington ('19), New York-NL ('20), Milwaukee ('21), Tampa Bay ('21), Los Angeles-AL ('21, '24-25), Cincinnati ('22)
John Holdzkom, RHP	2014	9/2/2014	Pittsburgh ('14)
Diego Moreno, RHP	2010-11	6/22/2015	New York-AL ('15), Tampa Bay ('17)
Alex Dickerson, OF	2013	8/6/2015	San Diego ('15-16, '19), San Francisco ('19-21), Atlanta ('22)
Ramon Cabrera, C	2012, '14	9/5/2015	Cincinnati ('15-16)
Elias Diaz, C	2014, '16	9/12/2015	Pittsburgh ('15-19), Colorado ('20-24), San Diego ('25)
Keon Broxton, OF	2014-15	9/21/2015	Pittsburgh ('15), Milwaukee ('16-18), New York-NL ('19), Baltimore ('19), Seattle ('19)

HISTORY/RECORDS

Yhonathan Barrios, RHP	2015	9/24/2015	Milwaukee ('15)
Alen Hanson, INF	2013-14	5/16/2016	Pittsburgh ('16-17), Chicago-AL ('17), San Francisco ('18), Toronto ('19)
A.J. Morris, RHP	2014	5/24/2016	Cincinnati ('16)
Jameson Taillon, RHP	2012-13, '17	6/8/2016	Pittsburgh ('16-19), New York - AL ('21-22), Chicago - NL ('23-25)
Adrian Sampson, RHP	2014	6/18/2016	Seattle ('16), Texas ('18-19), Chicago - NL ('21-22)
Jacob Stallings, C	2012, '15	6/19/2016	Pittsburgh ('16-21), Miami ('22-23), Colorado ('24-25), Baltimore ('25)
Adam Frazier, SS/OF	2015	6/24/2016	Pittsburgh ('16-21, '25), San Diego ('21), Seattle ('22), Baltimore ('23), Kansas City ('24, '25)
Chad Kuhl, RHP	2015	6/26/2016	Pittsburgh ('16-18, '20-21), Colorado ('22), Washington ('23)
Dustin Molleken, RHP	2009-10	7/4/2016	Chicago - AL ('24)
Steven Brault, LHP	2015	7/5/2016	Detroit ('16)
Tyler Glasnow, RHP	2015-16	7/7/2016	Pittsburgh ('16-21), Chicago-NL ('22)
Josh Bell, 1B/RF	2014-15	7/8/2016	Pittsburgh ('16-18), Tampa Bay ('18-23, Los Angeles - NL ('24-25)
Max Moroff, 2B	2015	7/31/2016	Pittsburgh ('16-20), Washington ('21-22, '25), San Diego ('22)
JaCoby Jones, SS/OF	2015	8/30/2016	Cleveland ('23), Miami ('23-24), Arizona ('24)
Joely Rodriguez, LHP	2014	9/11/2016	Pittsburgh ('16-18), Cleveland ('19), St. Louis ('21)
Willy Garcia, OF	2014-15	4/14/2017	Detroit ('16-21)
Jose Osuna, 1B/OF	2015-16	4/18/2017	Philadelphia ('16-17), Texas ('20-21), New York-AL ('21), New York-NL ('22)
Dovydas Neverauskas, RHP	2016	4/24/2017	Boston ('23-24)
Gift Ngoepe, INF	2013-15, '19	4/26/2017	Chicago-AL ('17)
Edgar Santana, RHP	2016	6/10/2017	Pittsburgh ('17-20)
Jordan Luplow, LF	2017	7/28/2017	Pittsburgh ('17), Toronto ('18)
Angel Sanchez, RHP	2014-15	8/24/2017	Pittsburgh ('17-18), Atlanta ('21)
Clay Holmes, RHP	2016, '19	4/6/2018	Pittsburgh ('17-18), Cleveland ('19-21), Tampa Bay ('21), Arizona ('22)
Nick Kingham, RHP	2013-14, '16, '18	4/29/2018	Toronto ('23), Minnesota ('23)
Brandon Mann, RHP	2014	5/13/2018	Pittsburgh ('18-21), New York-AL ('21-24), New York-NL ('25)
Austin Meadows, OF	2015-16	5/18/2018	Pittsburgh ('18-19), Toronto ('19)
Robert Stock, RHP	2015	6/24/2018	Texas ('18)
Tanner Anderson, RHP	2017	7/2/2018	Pittsburgh ('18), Tampa Bay ('18-21), Detroit ('22-23)
Jeremy Bleich, LHP	2015	7/13/2018	San Diego ('18-19), Boston ('20), Chicago-NL ('21), New York-NL ('21)
Alex McRae, RHP	2016-17	8/1/2018	Pittsburgh ('18, '21), Oakland ('19)
Kevin Newman, SS	2016-17	8/16/2018	Oakland ('18)
Daniel Zamora, LHP	2017	8/17/2018	Pittsburgh ('18-19), Chicago-AL ('20-21)
Pablo Reyes, UTIL	2017-18	9/2/2018	Pittsburgh ('18-22), Cincinnati ('23), Arizona ('24), Los Angeles-AL ('25)
Kevin Kramer, 2B	2017	9/5/2018	New York-NL ('18-19), Milwaukee ('21-22), Boston ('23-24), New York - NL ('24), New York - AL ('25)
Reese McGuire, C	2016	9/6/2018	Pittsburgh ('18-19)
Nick Burdi, RHP	2018	9/11/2018	Toronto ('18-21), Chicago-AL ('22), Boston ('22-24), Chicago-NL ('25)
Connor Joe, OF	2017	3/28/2019	Pittsburgh ('18-20), Chicago-NL ('23), New York-AL ('24)
Jason Martin, OF	2018	4/6/2019	San Francisco ('19), Colorado ('21-22), Pittsburgh ('23-24), San Diego ('25), Cincinnati ('25)
Cole Tucker, SS	2017-18	4/20/2019	Pittsburgh ('19-20), Texas ('21)
Bryan Reynolds, OF	2018	4/20/2019	Pittsburgh ('19-22), Colorado ('23), Los Angeles-AL ('24)
Taylor Hearn, LHP	2018	4/25/2019	Pittsburgh ('19-25)
Montana D'Rapado, RHP	2015-18	5/9/2019	Texas ('19-23)
Harold Ramirez, OF	2016	5/11/2019	Pittsburgh ('19)
Geoff Hartlieb, RHP	2018	5/18/2019	Miami ('19-20), Cleveland ('21), Tampa Bay ('22-24), Washington ('24)
Josh Smith, LHP	2015-16	5/25/2019	Pittsburgh ('19-21), New York-NL ('21), Miami ('23), Colorado ('24), New York-AL ('25), Detroit ('25)
Mitch Keller, RHP	2017-18	5/27/2019	Cleveland ('19), Miami ('19-20)
Dario Agrazal, RHP	2017-19	6/15/2019	Pittsburgh ('19-25)
Luis Escobar, RHP	2018	7/13/2019	Pittsburgh ('19)

HISTORY RECORDS

PIRATES' MLB REHAB ASSIGNMENTS

Below are the Major League rehab assignments that have come through Altoona in the history of the franchise.

*Denotes player that played for the Curve before reaching the Majors

PLAYER	YEAR	INJURY	PLAYER	YEAR	INJURY
Marc Wilkins	1999 (4/16-4/24)	Right Shoulder	Chase d'Arnaud*	2013 (5/19-5/23)	Torn Thumb Ligament
Francisco Cordova	1999 (5/3-5/8)	Shoulder Inflammation	James McDonald	2013 (5-27, 6/1)	R Shoulder Discomfort
Jason Christiansen	1999 (5/22-5/25)	Strained Neck	Jared Hughes*	2013 (7/17)	R Shoulder Inflammation
Turner Ward	1999 (6/23-6/24)	Right Knee	Travis Snider	2013 (8/19, 8/20)	Left Big Toe Discomfort
Javier Martinez	1999 (6/28-7/26)	Torn Arm Ligament	Jason Grilli	2013 (8/31, 9/2)	Right Forearm Strain
Ivan Cruz	1999 (7/22-7/25)	Strained Right Elbow	Wandy Rodriguez	2014 (5/1, 5/6)	Left Forearm Inflammation
Rich Lusselle	2000 (4/26-5/21)	Right Elbow Surgery	Clint Barnes	2014 (8/14, 8/16)	Left Groin Strain
Adrian Brown	2000 (7/2-7/3)	Strained Left Hamstring	Charlie Morton	2014 (8/28)	Sports Hernia, Right Hip
Brad Clontz	2000 (8/25-9/4)	Right Elbow	Chris Stewart	2015 (4/9-4/10)	Hamstring
Jason Schmitz	2001 (4/13-4/30)	Right Shoulder & Elbow	Charlie Morton	2015 (8/18)	Hip
Francisco Cordova	2001 (4/28)	Right Elbow	Rob Scallion	2015 (11)	R Shoulder Tightness
Adrian Brown	2001 (5/7-5/13)	Right Shoulder	Ryan Vogelsong	2016 (7/10-7/15)	Facial Fracture
Terry Mulholland	2001 (7/27-7/28)	Broken Index Finger	Elias Diaz*	2016 (7/16-19)	R Elbow Debridement
Jose Silva	2001 (8/31-9/2)	Broken Right Leg	Chris Stewart	2016 (8/12-9/2)	Left Knee Discomfort
Kris Benson	2002 (5/9)	Right Elbow	Tyler Glasnow*	2016 (8/14-8/22)	R Shoulder Discomfort
Armando Rios	2002 (6/9)	Left Knee Contusion	Jameson Taillon*	2017 (5/28)	Groin Discomfort
Ryan Vogelsong	2002 (7/23-8/2)	Right Elbow	Joe Musgrove	2018 (5/7)	Right Shoulder Strain
Sean Casey	2006 (5/26-5/28)	Lower Back Fracture	Josh Harrison*	2018 (5/14-5/18)	Left Hand Fracture
Kip Wells	2006 (6/15)	Blocked Artery R Shoulder	Etrny Romero	2018 (6/15-6/17)	L Shoulder Impingement
John Van Benschoten*	2006 (8/14)	Right Shoulder	Francisco Cervelli	2018 (7/5-7/6)	Contusion
Ryan Doumit*	2006 (8/20-8/22)	Torn Left Hamstring	Nick Burdi*	2018 (7/23-7/31)	Right Elbow (TJ Surgery)
Jack Wilson*	2008 (5/20-5/26)	Right Calf	Clay Holmes*	2019 (8/5-8/11)	R Triceps Inflammation
Ryan Doumit*	2008 (6/24-5/1)	Left Thumb Fracture	Francisco Cervelli	2019 (11)	Bump
Chris Duffy*	2008 (6/15-7/3)	Left Shoulder Surgery	Luis Ovieido	2022 (4/10)	Ankle Sprain
Matt Capps*	2008 (8/12-8/15)	Right Shoulder	Duane Underwood Jr.	2022 (5/10, 6/28-7/3)	R Hamstring Strain, COVID
Phil Dumstra	2008 (9/30-9/31)	Left Shoulder	Tilcupa Marcano	2022 (6/28-6/30)	COVID
Donnie Veal	2009 (8/19-9/7)	Sprained Left Index Finger	Dillon Peters	2022 (6/28-7/4)	Bump
Ross Ohlendorf	2010 (5/3-5/7)	Stiff Back	Ji Man Choi	2023 (6/22-6/25)	Hamstring
Jack Taschner	2010 (5/28-5/31)	Left Hamstring Tightness	Henry Davis*	2024 (6/26-6/28)	Contusion
Zach Duke*	2010 (7/5-7/12)	Left Elbow Pronator Strain	Ryan Borucki	2024 (7/9-7/15)	Left Elbow Inflammation
Mike Crotta*	2011 (6/17)	Right Elbow	David Bednar	2024 (7/7)	Left Oblique Strain
Joe Beimel*	2011 (7/4-7/10)	L Elbow Inflammation	Isiah Kiner-Falefa	2024 (8/2)	Left Knee
Ross Ohlendorf	2011 (7/24)	R Shoulder Posterior Strain	Ender Rodriguez*	2025 (9/10-15)	Right Elbow (TJ Surgery)
Jeff Karstens	2012 (5/21, 6/19)	R Shoulder Inflammation	Spencer Horwitz	2025 (4/27-5/4)	Left Wrist
Juan Cruz	2012 (8/18-9/7)	R Shoulder Inflammation	Chen Ovieido	2025 (6/18, 7/24)	Right Elbow (TJ Surgery)
Francisco Liriano	2013 (4/20)	Fractured Right Arm	Oneil Cruz*	2025 (8/23-24)	Contusion
Charlie Morton	2013 (4/23-28, 5/16-21)	Right Elbow (TJ Surgery)			
Neil Walker*	2013 (5/9-5/13)	Right Hand Laceration			
Jeff Karstens	2013 (5/18)	R Shoulder Inflammation			

HISTORY/RECORDS

James Marvel, RHP	2018-19	9/8/2019	Pittsburgh ('19)
JT Brubaker, RHP	2017-18	7/26/2020	Pittsburgh ('20-22)
Cody Ponce, RHP	2019	8/2/2020	Pittsburgh ('20-21)
Nick Mears, RHP	2019	8/8/2020	Pittsburgh ('20-22), Colorado ('23-24), Milwaukee ('24-25)
Brandon Waddell, LHP	2016-2019	8/14/2020	Pittsburgh ('20), Minnesota ('21), Baltimore ('21), St. Louis ('21), New York-NL ('25)
Will Craig, 1B	2018	8/27/2020	Pittsburgh ('20-21)
Ke'Bryan Hayes, 3B	2018	9/1/2020	Pittsburgh ('20-25), Cincinnati ('25)
Wyatt Mathisen, INF	2017-2018	9/7/2020	Arizona ('20-21)
Blake Cederlind, RHP	2019	9/15/2020	Pittsburgh ('20)
Jared Oliva, OF	2019	9/21/2020	Pittsburgh ('20-21)
Jake Brentz, LHP	2017-19	4/3/2021	Kansas City ('21-22)
Hunter Owen, INF	2019	5/5/2021	Pittsburgh ('21)
Max Kranick, RHP	2021	6/27/2021	Pittsburgh ('21-22), New York-NL ('25)
Roansy Contreras, RHP	2021	9/29/2021	Pittsburgh ('21-24), Los Angeles-AL ('24), Baltimore ('25), Colorado ('25)
Oneil Cruz, INF	2019, '21	10/2/2021	Pittsburgh ('21-25)
Diego Castillo, INF	2021	4/7/2022	Pittsburgh ('22), Arizona ('23), Minnesota ('24)
Beau Sulser, RHP	2019, '23	4/26/2022	Pittsburgh ('22), Baltimore ('22)
Jack Suwinski, OF	2021-2022	4/26/2022	Pittsburgh ('22-25)
Cam Alldred, LHP	2021	5/12/2022	Pittsburgh ('22)
Cal Mitchell, OF	2021	5/24/2022	Pittsburgh ('22-23)
Yerry De Los Santos, RHP	2021	5/25/2022	Pittsburgh ('22-23), New York-AL ('25)
Canaan Smith-Njigba, OF	2021	6/14/2022	Pittsburgh ('22-23)
Jason Delay, C	2019-22	6/14/2022	Pittsburgh ('22-24)
Cam Vieux, LHP	2018-21	6/17/2022	Pittsburgh ('22)
Liover Peguero, INF	2022-23	6/18/2022	Pittsburgh ('22-24)
Bligh Madris, OF	2019-21	6/20/2022	Pittsburgh ('22), Houston ('23), Detroit ('24)
Luis Ortiz, RHP	2022	9/13/2022	Pittsburgh ('22-24), Cleveland ('25)
Ji-Hwan Bae, INF/OF	2021	9/23/2022	Pittsburgh ('22-24)
Blake Sabot, C/OF	2022	3/30/2023	San Francisco ('23-24), Boston ('25)
Drew Maggi, INF	2012-2014, '23	4/26/2023	Pittsburgh ('23)
Cody Bolton, RHP	2019	4/29/2023	Pittsburgh ('23), Seattle ('24)
Joe Jacques, LHP	2019, '22	6/12/2023	Boston ('23-24), Arizona ('24)
Oswaldo Bido, RHP	2021	6/14/2023	Pittsburgh ('23), Oakland ('24-25)
Carmen Mlodzinski, RHP	2022	6/16/2023	Pittsburgh ('23-25)
Connor Kaiser, INF	2021	6/19/2023	Colorado ('23)
Henry Davis, C/OF	2022-23	6/19/2023	Pittsburgh ('23-25)
Nick Gonzales, INF	2022	6/23/2023	Pittsburgh ('23-25)
Jared Triolo, INF	2022	6/28/2023	Pittsburgh ('23-25)
Quinn Priester, RHP	2022	7/17/2023	Pittsburgh ('23-24), Boston ('24), Milwaukee ('25)
Endy Rodriguez, C/INF	2022	7/17/2023	Pittsburgh ('23, '25)
Colin Selby, RHP	2022	8/9/2023	Pittsburgh ('23), Kansas City ('24), Baltimore ('24-25)
Hunter Stratton, RHP	2021	9/5/2023	Pittsburgh ('23-24)
Kyle Nicolas, RHP	2022-23	9/19/2023	Pittsburgh ('23-25), Atlanta ('25)
Jared Jones, RHP	2023	3/30/2024	Pittsburgh ('24)
Paul Skenes, RHP	2023	5/11/2024	Pittsburgh ('24-25)
Grant Koch, C	2021-22	5/29/2024	Pittsburgh ('24)
Luis Peralta, LHP	2024	8/24/2024	Colorado ('24-25)
Mike Burrows, RHP	2022	9/28/2024	Pittsburgh ('24-25)
Thomas Harrington, RHP	2024	4/1/2025	Pittsburgh ('25)
Omar Cruz, LHP	2021-23	4/1/2025	San Diego ('25)
Tsung-Che Cheng, INF	2023-24	4/9/2025	Pittsburgh ('25)
Matt Gorski, INF/OF	2022-23	4/24/2025	Pittsburgh ('25)
Braxton Ashcraft, RHP	2023-24	5/26/2025	Pittsburgh ('25)
Cam Sanders, RHP	2025	8/5/2025	Pittsburgh ('25)
Bubba Chandler, RHP	2023-24	8/22/2025	Pittsburgh ('25)
Hunter Barco, LHP	2024-25	9/23/2025	Pittsburgh ('25)

MLB BEFORE ALTOONA

Listed below are the players who had previous major league experience prior to playing for the Altoona Curve (not including players assigned to Altoona on a major league rehab assignment). Teams played for AFTER time spent in Altoona are listed in bold.

PLAYER	ALT YRS	PREV. MLB	PLAYER	ALT YRS	PREV. MLB	PLAYER	ALT YRS	PREV. MLB
Shane Bieber, C	1999	NYM, PIT	Howie Clark, OF	2005	BAL, TOR, MIL	Shairon Martis, RHP	2012	WSH, MIN
Enrique Burgos, RHP	1999	KC, SF	Hansel Izquierdo, RHP	2005	FLA	Aaron Poreba, LHP	2012	CWS, SD, TEX
Matt Dunbar, LHP	1999	FLA	Justin Kaye, RHP	2005	SEA	Jose Contreras, RHP	2013	NY, CWS, COL, PHI, PIT
Todd Dunn, OF	1999	MIL	Jason Roach, RHP	2005-07	NYM	Ali Solis, C	2013	2013
Jose Longi, LHP	1999	SD	Rich Thompson, OF	2005-06	KC, TB	Colin Balester, RHP	2014-15	WSH, DET, CIN
Mike Robertson, INF	1999	CWS, PHI, ARI	Travis Chapman, OF	2006	PHI	Johnny Hellweg, RHP	2017	MIL
Mel Rosario, C	1999	BAL	Brandon Knight, RHP	2006	NY, NYM	Jackson Williams, C	2017-18	COL, SF
John Wehner, INF	1999, 01	PIT, FLA	Blaine Neal, RHP	2006	SD, FLA, BOS, COL	John Borman, C	2018	PIT
Jimmy Anderson, LHP	2000	PIT, CIN, BOS	Simon Fong, OF	2006	TOR	Vicente Campos, RHP	2019	ARI
Keith Williams, OF	2000	PHI	Nerio Rodriguez, RHP	2006	BAL, TOR, CLE, STL	Tom Koehler, RHP	2019	MIA, TOR
Mike Garcia, RHP	2001	SD	Jorge Vasquez, RHP	2006	ATL, KC	Darnell Sweeney, INF	2019	PHI, TOR
Scarborough Green, OF	2001	STL, TEX	Peter Bergeron, OF	2007	MTL	Rodolfo Castro, INF	2021	PIT, PHI
Sean Monahan, OF	2001	SEA	Dewon Brazetton, RHP	2007	HO, TB, NY	Tucupita Marceno, INF/OF	2022	SD, PIT
Chris Peterson, INF	2001	COL	Russ Johnson, INF	2007	HO, TB, NY	Luis Oviedo, RHP	2022	PIT
Jason Phillips, RHP	2001	PIT, CLE	Jose Paniagua, RHP	2007	ML, SEA, DET, CWS	Juan Minaya, RHP	2023	CWS, MIN
Jim Dougherty, RHP	2002	HO, OAK, PIT	Alay Soler, RHP	2007	NYM	Domingo Leyba, INF	2023	ARI, BAL
Brian Looney, LHP	2002	MTL, BOS	Chris Truby, INF	2007	HO, DET, MTL, TB	Josh Palacios, OF	2023	TOR, WSH
Kevin Selick, INF	2002	PHI, COL	Melvin Dorta, INF	2008	WSH	Joe Perez, INF/OF	2023-24	HO
Ryan Vogelsong, RHP	2002	SF, PIT	Dan Reichert, RHP	2008	KC, TOR	Jackson Wolf, LHP	2023	SD
Tom Fordham, LHP	2003	CWS	Miguel Perez, C	2008	CIN	Seth Beer	2024	PHI, ARI
Chan Perry, INF	2003	CLE, KC	Evan Meek, RHP	2008-09, 12-13	PIT, BAL	Dustin Peterson	2024	ATL, DET
Kevin Nicholson, INF	2003-04	SD	Juan Mateo, RHP	08-09	CIN	Isaac Mattson	2024	BAL, PIT
Mike Crudale, RHP	2004	STL, MIL	Pedro Lopez, INF	2009	CWS, CIN	Beau Burrows	2025	DET
Tomas de la Rosa, INF	2004	MON, SFG	Anderson Machado, INF	2009	PHI, CIN, COL			
Andrew Lorraine, LHP	2004	CA, CWS, OAK, SEA, OLC, LIA	Hector Gimenez, UTL	2009-10	HOU, LAD, CWS			
David Lundquist, RHP	2004	NY, MIL	Craig Hansen, RHP	2010	BOS, PIT	Brandon		
Donald Mendez, INF	2004	CWS, SD	Jones, OF	2010	ATL			
Mike Merryath, INF	2004	SD	Anthony Claggett, RHP	2010-11	PIT, NY			
Scott Sheldon, INF	2004	BAL	Chris Leroux, RHP	2011	FLA, PIT, NY			
Stein, RHP	2004	OAK, TEX, Blake	Josh Rodriguez, INF	2011	PIT			
Tom Evans, INF	2004-05	OAK, KC	Brett Sinkbeil, RHP	2011	FLA			
Jose Bautista, 3B	2005	TOR, TEX	Donnie Veal, LHP	2011	PIT, CWS, ATL			
		BAL, TB, KC, PIT	Logan Kensing, RHP	2012	FLA, WSH, COL, SEA, DET			
		TOR, ATL, NYM, PHI						

ALL-TIME ROSTER: ALPHABETICAL



MARTIN, Mason (INF)	2021, 2023		PATZKE, Jeff (INF)	1999
MARTINEZ, Anastacio (RHP)	2003		PAUL, Ethan (INF)	2021
MARTINEZ, Javier (RHP)***	1999		PAULINO, Carlos (C)	2013-14
MARTINEZ, Octavio (C)	2006		PAULINO, Ronny (C)	2003-05
MARTIS, Shairon (RHP)***	2012		PAVLOVICH, Tony (RHP)	2001-02
MARVEL, James (RHP)	2018-19		PAZ, Richard (INF)	2001
MATEO, Juan (RHP)***	2008-09		PEARCE, Steven (INF/OF)	2007
MATHEWS, Del (LHP)	1999		PEARSON, Kyle (RHP)	2008
MATHISEN, Wyatt (3B)	2017-18		PEQUERO, Livius (INF)	2022-23
MATSON, Zach (LHP)	2022		PENA, Alex (RHP)	1999
MATTHIESSEN, Will (INF)	2022-23		PENA, Rudy (C)	2004
MATTSON, Isaac (RHP)***	2024		PERACHI, Dominic (LHP)	2024-25
MATTSON, Rob (RHP)	2000		PERALTA, Luis (LHP)	2024
McADDU, Charles (INF)	2024		PEREZ, Clario (RHP)	2015
McCLURE, Kade (RHP)	2024		PEREZ, Franklin (RHP)	2006
McCONNELL, Sam (LHP)	1999-00		PEREZ, Joe (INF/OF)***	2023-24
McCUTCHEEN, Andrew (OF)	2006-07		PEREZ, Miguel (C)***	2008-09, 2012-13
McDADE, Neal (RHP)	2001-04		PERRY, Chan (INF)***	2003
McDONALD, James (RHP)***	2013~		PETERS, Dillon (LHP)***	2022~
McGOUGH, Trey (LHP)	2021		PETERSEN, Chris (INF)***	2001
McGUIRE, Reese (C)	2016		PETERSON, Brian (C)	2007
McKEITHAN, Aaron (C)	2025		PETERSON, Dustin (OF)***	2024
McKINNEY, Brett (RHP)	2015-16		PETERSON, Matt (RHP)	2004-07
McLOUTH, Nate (OF)	2004		PEURIFOY, Ryan (OF)	2019
McMILLAN, Garrett (RHP)	2015-12		PHILLIPS, Jason (RHP)***	2001
McPHERSON, Kyle (RHP)	2011-25		PHILCART, Greg (INF)	2011-12
McRAE, Alex (RHP)	2016-17		PICHARD, Kervin (INF)	2022-25
McSWAIN, Matt (RHP)	2011-12		PICKFORD, Kevin (LHP)	2000
MEADOWS, Austin (OF)	2015-16		PIMENTEL, Stolmy (RHP)	2013, 2014~
MEADOWS, Randy (INF)	2002		PLANCHART, Geovanny (C)	2024
MEARS, Nick (RHP)	2019		POINTER, Corey (OF)	2000
MEATH, Matt (OF)	2005, 07		POLANO, Gregory (OF)	2013
MEDINA, Jhon-Maniel (RHP)	2015-16		PODICE, Cody (RHP)	2019
MEDRANO, Jesse (3B)	2019		POND, Simon (1B/OF)***	2006
MEEK, Evan (RHP)***	2008		POPE, Brett (INF)	2019
MEIER, Dan (OF)	2001-02		POREDA, Aaron (RHP)***	2012
MEIS, Justin (RHP)	2023-25		POWELL, Pedro (OF)	2006, 08
MEJIA, Emmanuel (RHP)	2022		PRASCH, Ed (INF)	2009
MELLENDEZ, Cristian (RHP)	2021		PRESLEY, Alex (OF)	2010
MENDEZ, Donald (INF)***	2021-22, 24-25		PRIBANIC, Aaron (RHP)	2011-12
MERCEDES, Victor (INF)	2004		PRIESTER, Quinn (RHP)	2022
MERCER, Jordy (3B/SS/2B)	2005			
MILIANO, Mitchell (RHP)	2010-11		RAMIREZ, Harold (OF)	2016
MILLER, Adam (RHP)	2023		RAMOS, Jhonathan (LHP)	2012-14
MILLER, Jeff (RHP)	2015		RAMOS, Scott (RHP)	2004
MILLER, Quinton (RHP)	2013-14		RANDALL, Scott (RHP)	2024
MINAYA, Juan (RHP)***	2023		RATLEDGE, Logan (INF)	2017-18
MITCHELL, Cal (OF)	2021		RAYMUNDO, G.J. (INF)	2005
MLODZINSKI, Carmen (RHP)	2022		REDMAN, Mike (OF)	1999
MOVEVS, Derrick (RHP)	2006		REDMOND, Todd (RHP)	2007
MOLLEKEN, Dustin (RHP)	2009-10		REICHERT, Dan (RHP)***	2008
MONAHAN, Shane (OF)***	2001		REID, Justin (RHP)	2001-02, 04
MONTERO, Joan (RHP)	2014		REYES, Alfredo (INF/OF)	2018-19
MONTGOMERY, Matt (RHP)	2002		REYES, Milver (C)	2006-09
MORALES, Tomas (C)	2016-17		REYES, Pablo (INF/OF)	2017-18
MORENO, Diego (RHP)	2010-11		REYNOLDS, Bryan (OF)	2018
MORGAN, Myler (OF)	2006		RIOS, Armando (OF)***	2002~
MORIARTY, Mike (INF)***	2004		RIVAS, Javier (INF)	2025
MOROFF, Max (IF)	2015		RIVERA, Carlos (1B)	2001-02
MORRIS, A.J. (RHP)	2014		ROACH, Jason (RHP)***	2005-07
MORRIS, Bryan (RHP)	2010-11		ROBERTS, Austin (RHP)	2022
MORRIS, Hunter (1B)	2015		ROBERTS, Kevin (RHP)	2008
MORTON, Charley (RHP)***	2013~, 2014~, 2015~		ROBERTSON, Mike (1B)***	1999
MOSKOS, Daniel (LHP)	2009-10		ROBLES, Domingo (LHP)	2019
MULHOLLAND, Terry (LHP)***	2001~		ROBLES, Moises (RHP)	2008-09
MUNOZ, Luis (RHP)	2007-08		RODRIGUEZ, Endy (C/INF)	2022, 24~
MURRAY, Chase (OF)	2021		RODRIGUEZ, Frank (RHP)	2001
MURRAY, Shea (RHP)	2019-21		RODRIGUEZ, Joey (LHP)	2014
MUSOROVE, Joe (RHP)***	2018~		RODRIGUEZ, Josh (INF)***	2011
			RODRIGUEZ, Nerio (RHP)***	2006
			RODRIGUEZ, Victor (INF)	2002
			RODRIGUEZ, Wandy (LHP)***	2014~
NANNINI, Mike (RHP)	2007		ROGERS, Brian (RHP)	2006, 08
NAVARRETE, Ray (INF)	2003-04		ROJAS, Chris (RHP)	2006
NAVARRO, Eliczer (LHP)	2013		ROJAS, Jr., Mel (OF)	2013-15
NEAL, Blaine (RHP)***	2006		ROMAK, Jamie (1B)	2008-09
NEGRICH, Jim (INF)	2009		ROMERO, Enny (LHP)***	2018~
NESTOR, Scott (RHP)	2009		RONEBERG, Brett (OF)	2003, 06-07
NEUBERGER, Scott (OF)	2005		ROSARIO, Mel (C)***	1999
NEVAREZ, Matt (RHP)	2014		ROSARIO, Miquel (RHP)	2016-17
NEVERAUSKAS, Dovydas (RHP)	2016		ROSENBERG, John (LHP)	2000
NEWMAN, Kevin (SS)	2016-17		ROSS, Shawn (C)	2025
NEWSOM, Randy (RHP)	2009		RUIZ, Randy (1B)	2007
NGOEPF, Gift (INF)	2013-15, 19		RUNION, Tony (RHP)	1999
NICHOLSON, Kevin (INF)***	2003-04			
NICOLAS, Kyle (RHP)	2022-23		SABOL, Blake (C)	2022
NIELSON, Cy (LHP)	2024-25		SADLER, Casey (RHP)	2013, 17
NORMAN, Anthony (OF)	2010-12		SADLER, Ray (OF)	2003-06
NOTTINGHAM, Shawn (LHP)	2009		SAK, Jim (RHP)	2000
NUNEZ, Gustavo (IF)	2012		SALCEDO, Edward (INF/OF)	2015
NUNEZ, Malcom (INF)	2022		SAMANIEGO, Tyler (LHP)	2022-25
NUNEZ, Oddy (LHP)	2021		SAMPLE, Tyler (RHP)	2014-15
			SAMPSON, Adrian (RHP)	2014
O'BRIEN, Patrick (RHP)	2004		SANCHEZ, Angel (RHP)	2014-15
O'CONNOR, Brian (RHP)	1999-00, 02		SANCHEZ, Lolo (OF)	2022-23
O'REILLY, John (RHP)	2019-21		SANCHEZ, Romulo (RHP)	2005-07
OGLE, Braeden (LHP)	2023		SANCHEZ, Tony (C)	2011-13
OHLENDORF, ROSS (RHP)***	2010~, 2011~		SANCHEZ, Yunesty (3B/1B)	2011
OLIVA, Jared (OF)	2003-04		SANDERS, Cam (RHP)	2025
OUENDO (SNELL), Ian (RHP)	2019-09		SANDERS, Tracy (INF)	2000
ORTIZ, Luis (RHP)	2022		SANTANA, Edgar (RHP)	2016
OSTEEN, Gavin (LHP)	2000		SANTOS, Adalberto (OF)	2012-13
OSUNA, Jose (1B/OF)	2015-16		SANZ, Luis (RHP)	2013~
OVIEDO, Johan (RHP)***	2025~		SCARILL, Rob (RHP)***	2015~
OVIEDO, Luis (RHP)***	2022		SCHMIDT, Jason (RHP)***	2001~
OWEN, Hunter (3B)	2019		SCHWIND, Jonathan (OF)	2015-17
OWENS, Rudy (LHP)	2010		SCIONEUX, Tate (RHP)	2017-19
OZIAS, Todd (RHP)	2003		SCOTT, Connor (OF)	2022-24
			SCOTT, Travis (C)	2011
PABST, Arden (C)	2018-21		SECURIT, Reed (C)	1999, 01
PACHECO, Jonel (OF)	2008-09		SEFIK, Kevin (INF)***	2002
PACHOT, John (C)	2002		SELBY, Colin (RHP)	2022
PADUA, Gerardo (RHP)	2000-01		SENDELBACH, Logan (RHP)	2018
PALACIOS, Josh (OF)***	2002-03		SERRANO, Elio (RHP)	2004
PALMA, Rick (LHP)	2002-03		SHACKELFORD, Aaron (INF)	2022, 24
PANIAGUA, Jose (RHP)***	2007		SHAFFAR, Ben (RHP)	2002-05
PARRISH, Dave (C)	2006-07		SHARPE, Chris (OF)	2019
PASSANTINO, Jeff (RHP)	2021-22			
PATTERSON, Jarrod (INF)	2000			

HISTORY RECORDS

Carlos Maldonado.....	2006
Andrew McCutchen.....	2006-07
James Boone.....	2008
Pedro Lopez.....	2009
Shelby Ford.....	2009
Josh Harrison.....	2010
Brad Chalk.....	2011
Adalberto Santos.....	2012-13
Gift Ngoepe.....	2014
Dan Gamache.....	2015
Austin Meadows.....	2015
Erich Weiss.....	2016
Zane Chavez.....	2017
Jackson Williams.....	2017
Daniel Zamora.....	2017
Ke'Bryan Hayes.....	2018
Stephen Alemais.....	2018
Hunter Owen.....	2019
Chris Sharpe.....	2019
Cam Alldred.....	2021
Alex Manasa.....	2021
Brendt Citta.....	2021
Grant Koch.....	2021
Omar Cruz.....	2022
Llover Peguero.....	2023
Tsung-Che Cheng.....	2023
Jase Bowen.....	2024-25
Shawn Ross.....	2025
Po-Yu Chen.....	2025
Duce Gourson.....	2025

- 11 -

Bronson Arroyo.....	1999
Shaun Skrehot.....	2000-01
Larry Wimberly.....	2002
Joe Caruso.....	2003
Ray Navarrete.....	2004
Rajai Davis.....	2005
Brandon Knight.....	2006
Vic Butler.....	2007

- 12 -

Chris Wimmer.....	1999
Joe Beimel.....	2000
Tony Alvarez.....	2002
Ray Navarrete.....	2003
Michael Cretell.....	2004
David Davidson.....	2006
Taber Lee.....	2007
Derek Hankins.....	2008-10
Anderson Machado.....	2009
Brock Holt.....	2011
Austin McClune (Coach).....	2013
Adrian Sampson.....	2012
Clint Barmes.....	2012
Michael Ryan (Manager).....	2017-19
Josh Bissonette.....	2021-22
Carter Bins.....	2022
Henry Davis.....	2022
Matt Fraizer.....	2023-24
Dustin Peterson.....	2009
Hunter Barco.....	2025
Finneas Del Bonta-Smith.....	2025
Beau Burrows.....	2025
Brandon Bidois.....	2025
Konnor Griffin.....	2025

- 13 -

Jayson Bass.....	2000
Neal McDade.....	2002-03
Donald Mendez.....	2004
Craig Stansberry.....	2005
Javier Guzman.....	2006-07
Luis Cruz.....	2008
Jim Negrych.....	2008
Pedro Alvarez.....	2009
Matt Hague.....	2010
Jeremy Farrell.....	2011
Tyler Waldron.....	2012
Greg Picart.....	2012
Gerrit Cole.....	2012
Carlos Garcia (Manager).....	2013-14
Stetson Allie.....	2016
Eliu Escobar.....	2017-18
Alfredo Reyes.....	2018-19
Stephen Alemais.....	2018
Adrian Valerio.....	2019
Darnell Sweeney.....	2019
Oneil Cruz.....	2019-21, 2025
Will Matthiessen.....	2022
Tyler Samaniego.....	2022-24
Jaycob Deese.....	2024
Drake Fellows.....	2024
Eli Wilson.....	2024
Cy Nielson.....	2024
Aaron McKeithan.....	2025
Derek Diamond.....	2025

- 14 -

Paul Ah Yat.....	1999
Danny Carrasco.....	2000
Lee Evans.....	2001
Clint Chrysler.....	2002
Jose Castillo.....	2003
Ryan Doumit.....	2004
Scott Neuberger.....	2005
Adam Boeve.....	2005
Travis Chapman.....	2006
Neil Walker.....	2006
Kip Bouknight.....	2007
Derek Hankins.....	2007
Anthony Webster.....	2008

Jason Delaney.....	2009
Jordy Mercer.....	2010
Jeremy Farrell.....	2012
Carlos Paulino.....	2013
Joely Rodriguez.....	2014
Keon Broxton.....	2015
Tom Prince (Manager).....	2015
Edwin Espinal.....	2016-17
Jonathan Schwind.....	2023
Ke'Bryan Hayes.....	2018
Bralin Jackson.....	2018
Jason Delay.....	2019
Jonah Davis.....	2021
Matt Fraizer.....	2021
Bear Bellomy.....	2022-23
Carter Bins.....	2023
Justin Orton (Coach).....	2024
Brandon Bidois.....	2025
Dominic Perachi.....	2025

- 15 -

Ken Giard.....	1999
Bruce Tanner (Pitching Coach).....	2000
Alex Pena.....	2000
Carlos Rivera.....	2001
Brian O'Connor.....	2002
Rick Palma.....	2003
Jeremy Harts.....	2004-05
Octavio Martinez.....	2006
Romulo Sanchez.....	2007
Jimmy Barthmeier.....	2008
Steve Lerud.....	2008-09
James Skelton.....	2010
Bryan Morris.....	2010
Anthony Claggett.....	2011
Ryan Beckman.....	2012
Jose Contreras.....	2013
Charlie Morton.....	2013
Alan Hanson.....	2013
Carlos Paulino.....	2014
Chad Kuhl.....	2015
Austin Meadows.....	2016
Travis MacGregor.....	2021-23
Jeff Passantino.....	2022
Fabricio Macias.....	2022
Anthony Solometto.....	2023
Michell Miliano.....	2023
Connor Scott.....	2024
Henry Davis (rehab).....	2024
Scott Randall.....	2024
Nick Cimillo.....	2024
Kervin Pichardo.....	2025

- 16 -

Adam Hyzdu.....	1999-00
(Retired - 2000)	

- 17 -

Kane Davis.....	1999
Brad Guy.....	2000
Brett Roneberg.....	2003
Chris Snuiz.....	2004
Rudy Pena.....	2004
Paul Maholm.....	2005
Jason Roach.....	2005
Brett Roneberg.....	2006-07
David Davidson.....	2008
Jamie Romak.....	2008
Tyler Herron.....	2009
Eric Krebs.....	2009
Kris Watts.....	2010-11
Matt Curry.....	2012-14
Ali Solis.....	2013
Chase d'Arnaud.....	2013
Neil Walker.....	2013
Gerardo Castro.....	2014
Stan Kyles (Pitching Coach).....	2014
Barrett Barnes.....	2015-16
Austin Coley.....	2017
Yeudy Garica.....	2018-19
Shea Murray.....	2021
Tahnaj Thomas.....	2022-23
Domingo Gonzalez.....	2022
Ares Gonzalez.....	2024
Dominic Perachi.....	2024
Valentin Linarez.....	2025
Joshua Loeschorn.....	2025

- 18 -

Mike Asche.....	1999
Carlos Alvarado.....	2000
Sean Burnett.....	2003
Gary Thomas.....	2004
Brant Ust.....	2006
Justin Vaclavik.....	2007
Brian Finegan.....	2008
Brad Lincoln.....	2009
Miles Durham.....	2009
Aaron Thompson.....	2011
Anthony Norman.....	2012
Jeff Karstens.....	2012
Jeff Inman.....	2012
Justin Howard.....	2013-14
Zack Dodson.....	2014-15
Jose Osuna.....	2016
Elias Diaz.....	2016
Tate Scioneaux.....	2017-19
Sean Brady.....	2019
Gary Green (Bench Coach).....	2021
Jared Triolo.....	2022
Juan Minaya.....	2023
Braxton Ashcraft.....	2023-24

HISTORY RECORDS

ALL-TIME ROSTER: NUMERICAL



Drake Fellows.....2024
 Blake Townsend.....2024
 Casey Harms (Hitting Coach).....2025

- 19 -

Alexander Hernandez.....1999
 Dan Meier.....2002
 Chad Lytle.....2005
 Jose Bautista.....2005
 Ray Searge (Pitching Coach).....2006
 Ray Sadler.....2006
 Jason Bowers.....2007-08
 Victor Alvarez.....2008
 Yostian Herrera.....2009
 Jeremy Barthmaier.....2010
 Bryan Marris.....2011
 Kris Johnson.....2012
 Miles Durham.....2012
 Erik Turgeon.....2012
 Jhonathan Ramos.....2013
 Junior Sosa.....2014-15
 Angel Sanchez.....2014
 Brett McKinney.....2015
 Frank Duncan.....2016
 Kevin Newman.....2016
 Kevin Riggs (Hitting Coach).....2017
 Jesus Liranzo.....2018
 Justin Coley.....2018
 Mitchell Tolman.....2019
 Jesse Medrano.....2019
 Raul Hernandez.....2021
 Cam Vieaux.....2021
 Noe Toribio.....2022
 Aaron Shortridge.....2022
 Josh Palacios.....2023
 Lolo Sanchez.....2023
 Mike Jarvis.....2024
 Sammy Siani.....2024
 Mitch Jebb.....2025

- 22 -

Armando Rios.....2002
 Jeff Andrews (Pitching Coach).....2003-05
 Nyjer Morgan.....2006
 Mike Connolly.....2006
 Jonel Pacheco.....2009
 Angel Gonzalez.....2009
 Quincy Latimore.....2011-12
 Eliecer Navarro.....2013
 Stefan Welch.....2013
 Allen Hanson.....2014
 Tyler Glasnow.....2015-16
 Erich Weiss.....2016
 Justin Maffei.....2016-17
 Jake Brentz.....2017
 Kieran Mattison (Manager).....2022
 Henry Davis.....2023
 Chayver Young.....2023
 Chris Gau.....2024
 Jack Carey.....2024
 Nick Cimillo.....2025

- 23 -

Jeff Livesey (Hitting Coach).....1999-2000
 Jose Lopez.....2002
 Kevin Nicholson.....2003-04
 Chris Snusz.....2005
 Craig Stansberry.....2006
 Brian Bixler.....2006
 Wardell Starling.....2007
 Brad Corley.....2008
 Milver Reyes.....2009
 Hector Gimenez.....2009-10
 Tom Boleska.....2011
 Greg Picart.....2011
 Jeff Johnson (Pitching Coach).....2012
 Matt Benedict.....2014-15
 Collin Balester.....2015
 Harold Ramirez.....2016
 Chris Stewart.....2016
 Jordan Luplow.....2017
 Logan Hill.....2017, 2019
 Jonathan Schwind.....2017
 Jason Martin.....2018
 Elvis Escobar.....2018
 Robbie Glendinning.....2019
 Mason Martin.....2021
 Kyle Nicholas.....2022-23
 Nick Dombkowski.....2023-25
 Charles McAdoo.....2024
 Spencer Horwitz.....2025
 Sean Sullivan.....2025
 Finesas Del Bonta-Smith.....2025
 Tyler Samaniego.....2025

- 24 -

Matt Bryant.....1999
 Matt Duff.....2000
 Darren Burton.....2001
 Kevin Sefcik.....2002
 Marc Deschenes.....2002
 Mike Connolly.....2003-05
 Paul Chaffredo.....2005
 Simon Pond.....2006
 Neil Walker.....2007
 Jonel Pacheco.....2008
 Pedro Alvarez.....2009
 Brandon Jones.....2010
 Alex Presley.....2010
 Andrew Lambo.....2010
 Brian Leach.....2011
 Kyle McPherson.....2011

Jarek Cunningham.....2012-13
 Willy Garcia.....2014-15
 Mel Rojas Jr.....2015
 Hunter Morris.....2015
 Jonathan Schwind.....2016
 Ryan Vogelsong.....2016
 Tanner Anderson.....2017
 Bryan Reynolds.....2018
 Jordan George.....2018
 Scooter Hightower.....2019
 Gift Ngoepe.....2019
 Elvis Escobar.....2019
 Joe Jacobs.....2019
 Canaan Smith-Njigba.....2021
 Blake Sabol.....2022
 Henry Davis.....2022
 Connor Scott.....2023
 Isaac Mattson.....2024
 Carter Bins.....2024
 Endy Rodriguez (rehab).....2024
 Imanol Vargas.....2025
 Antwone Kelly.....2025

- 25 -

Alonso Beltran.....1999
 Darren Burton.....2000
 Carlos Rivera.....2000
 Chan Perry.....2002
 Ray Sadler.....2004
 Justin Kaye.....2005
 Rich Thompson.....2006
 Dave Parrish.....2006-07
 Brian Peterson.....2007
 Miguel Perez.....2008-09
 Craig Hansen.....2010
 Eric Fryer.....2011
 Andrew Lambo.....2011, 2013
 Oscar Teheda.....2012
 Kyle Cofield.....2012
 Gregory Polanco.....2013
 Jerek Cunningham.....2014
 Sebastian Valle.....2015
 Josh Smith.....2016
 Nick Kingham.....2016
 Michael Suchy.....2017
 Will Craig.....2018
 Jon Nunnally (Hitting Coach).....2019, 2022-23
 Jeff Passantino.....2021
 Shawn Ross.....2025
 Landon Tomkins.....2025

- 26 -

Sam McConnell.....1999
 J.J. Davis.....2002
 Ronny Paulino.....2003-05
 Josh Sharpless.....2005
 Ray Searge (Pitching Coach).....2006
 Dewon Brazelton.....2007
 Randy Ruiz.....2007
 Jason Delaney.....2008
 Jose Tabata.....2008
 Ryan Long (Hitting Coach).....2009-10, 2013-14
 Tony Sanchez.....2011-12
 Josh Smith.....2015
 Brett McKinney.....2016
 Pedro Vasquez.....2018-19
 James Marvel.....2018
 Cristofer Melendez.....2021
 Austin Roberts.....2022
 Omar Cruz.....2023
 Garrett McMillan.....2025

- 27 -

David Daniels.....1999
 Humberto Cota.....2000
 Tony Derosso.....2002
 B.J. Barnes.....2003
 Scott Sheldon.....2004
 Ben Shaffar.....2004
 Pablo Reyes.....2006
 David Lundquist.....2005
 Javier Guzman.....2005
 Hansel Izquierdo.....2005
 Matt Lorenzo.....2006
 Adam Boeve.....2006-07
 Yostian Herrera.....2008
 Dean Treanor (Pitching Coach).....2009
 Michael Ryan (Coach).....2012
 Zack Thornton.....2013
 Zack Dodson.....2013
 Jeff Inman.....2014
 Wandy Rodriguez.....2014
 Tyler Waldron.....2014
 Kawika Emsley-Pai.....2014
 Jason Creasy.....2015-16
 Pablo Reyes.....2017
 Joe Musgrove.....2018
 Eduardo Vera.....2018
 Beau Sulser.....2019
 David Newhan (Hitting Coach).....2021
 Grant Koch.....2022
 Lolo Sanchez.....2022-23
 Joe Perez.....2023
 Paul Skenes.....2023
 Abraham Gutierrez.....2023-24
 J.C. Flowers.....2025
 Esmerlyn Valdez.....2025

- 28 -

Reed Sestrict.....1999
 John Grabow.....2000
 Josh Bonifay.....2003-05

HISTORY RECORDS

ALL-TIME ROSTER: NUMERICAL

Chris Hernandez	2006-08
Jeff Sues	2008
Brad Corley	2009
Sean Smith	2009
Miles Durham	2010-11
Travis Scott	2011
Vic Black	2012
Miguel Perez	2013
Miles Durham (Coach)	2014
Stetson Allie	2015
Jared Lakind	2016
Alex McRae	2017
Jake Brentz	2018
Dario Agrazal	2018
Adrian Valerio	2019
Nicholas Economos	2019
Matt Fraizer	2022
Domingo Leyba	2023
Will Matthiessen	2023
Seth Beer	2024
Eli Wilson	2024
Jack Brannigan	2025
Johan Oviedo	2025
Derek Berg	2025

- 29 -

Tracy Sanders	2000
John Pachot	2002
Clint Chrysler	2003
Tony Beasley (Manager)	2004-05
Chad Blackwell	2006
Jason Roach	2006
Kim Welts	2006
Sean Casey	2006
Brad Corley	2007
Tim Leiper (Manager)	2008
Randy Newsom	2009
Ray Chang	2009
Tyler Cox	2011
Joe Beimel	2011
Brandon Cumpston	2012
Oscar Tejada	2013
Tim Alderson	2013
Jeff Karstens	2013
Elias Diaz	2014
Tom Harlan	2015
Buddy Borden	2017
Kevin Kramet	2017
Geoff Hartlieb	2018
Francisco Cervelli	2018-19
James Marvel	2019
John O'Reilly	2019
Miguel Perez (Manager)	2021
Dylan Shockley	2022-24
Valentin Linarez	2023
Geovanny Planchart	2023
Dominic Perachi	2025

- 30 -

J.R. House	2001
Jason Brown	2002
Chris Heintz	2003
Brady Borner	2004-06
Brian Rogers	2006
Ryan Doumit	2006
Milver Reyes	2007
Matt Capps	2008
Evan Meek	2008
Brian Holliday	2008
Kyle McPherson	2008
Dustin Mollenkott	2009-10
Yunesky Sanchez	2011
Diego Moreno	2011
Chris Leroux	2011
Phil Irwin	2012
Zachary Foster	2012
Jameson Taillon	2012
Alex Dickerson	2013
Nathan Baker	2014
Jhondaniel Medina	2015-16
Jared Lakind	2017
Matt Eckelman	2018
Joel Cesar	2019
Shea Murray	2019
Noe Toribio	2021
Andres Alvarez	2022
Jeff Passantino	2022
Justin Meis	2023
Emmanuel Chapman	2024
Blake Townsend	2025

- 31 -

Craig Wilson	1999
Brian O'Connor	2000
Shawn Camp	2001
Ben Shafar	2002-03
Chris Shelton	2003
Brandon Agamennone	2004
Zach Duke	2004, 2010
Yurendell De Caster	2005
Chris Truby	2007
Carlos Maldonado	2007
Ronald Belisario	2007-08
Jose Tabata	2009
Jeff Locke	2010-11
Brett Sinkbell	2011
Ryan Long (Hitting Coach)	2012
Luis Sanchez	2013
John Holdzkorn	2013
Clario Perez	2015
Jerrick Suiter	2017, 2019
Nick Burdi	2018

Omar Cruz	2021
Will Kobos	2022
Cristofer Melendez	2022
Gary Green (Bench Coach)	2023

- 32 -

Luis Iglesias	1999
Brian Smith	2000
Brady Borner	2003
Neal McDade	2004
James Johnson	2005-06
Angel Gonzalez	2008
Derek Antelo	2008
Shawn Nottingham	2009
Phillip Dumatrait	2009
Tim Alderson	2009-11
Miguel Perez	2012
Kyle Kaminska	2012
Duke Welker	2012
Brandon Cumpston	2013
Quinton Miller	2013-14
Jacob Stallings	2015
Brandon Waddell	2016-18
Dario Agrazal	2017
Tyler Gaffney	2018
Angel Gorman	2019
Rodolfo Castro	2021
Chase Murray	2021
Diego Castillo	2021
Luis Ortiz	2022
Cameron Junker	2022-24
Darvin Garcia	2024
Jaden Woods	2024-25

- 34 -

Brian O'Connor	1999
Mike Ayers	2000
Kevin Haverbusch	2002
Paul Weichard	2002
Rick Palma	2003
Jeff Bennett	2003
Ray Sadler	2003
Ian Snell	2004
Ben Shaffar	2005
Russ Johnson	2007
Todd Redmond	2007
Michael Nannini	2007
Ray Chang	2008
Cory Hamman	2009
Ramon Aguero	2009
Michael Dube	2010-11
Mike Cola	2012
Jeff Inman	2013
Nick Kingham	2013, 2018
J.T. Brubaker	2017-18
Montana DuRapau	2018
Scotter Hightower	2018
Vicente Campos	2019
Cam Vieaux	2019
Will Gardner	2021
Zach Matson	2022
Nick Dombkowski	2022
Jacob Gonzalez	2023
Brady Corlian (Coach)	2024
Joe Perez	2024
Emmanuel Chapman	2025

- 35 -

Scott Lovekamp (Pitching Coach)	1999
Keith Williams	2000
J.R. House	2002
Anastacio Martinez	2003
Frank Brooks	2003
Tomas De La Rosa	2004
Jason Alcalá	2004
Jorge Cortes	2004-05
Wardell Starling	2006
Chris Rojas	2006
Kevin Roberts	2008
Ramon Aguero	2010
Phil Irwin	2011
Jose Hernandez	2011
Tim Alderson	2019
Ethan Hollingsworth	2013
Yoo-Hyun Yang	2014
Brandon Mann	2014
Josh Bell	2014
John Kuchno	2015
Miguel Rosario	2016-17
Mitch Keller	2017-18
Arden Pabst	2018
Jake Brentz	2019
Blake Cederling	2019
Diego Castillo	2021
John O'Reilly	2021
Stephen Morales (Coach)	2022
Matt Gorski	2022-23
Bubba Chandler	2023
Pe-Yu Chen	2023
Anthony Solometo	2024-25
Luis Peralta	2024
Brad Case	2024

- 36 -

Wilson Guzman	2000
Brian Looney	2002
Mike Gonzalez	2002
Todd Ozias	2003
Josh Shortstef	2006
John Van Benschoten	2006
Ray Searage (Pitching Coach)	2006

HISTORY RECORDS

Jim Dougherty.....	2002
Nick Gravelle.....	2002
Brad Guy.....	2002
Kris Benson.....	2002
John Van Benschoten.....	2003
Tom Evans.....	2004
Yurendell De Caster.....	2004
Paul Stewart.....	2005
Tim Leiper (Manager).....	2013
Luis Munoz.....	2007
Joshua Hill.....	2008-09
Jared Hughes.....	2009
Ronald Uviedo.....	2010
Kyle McPherson.....	2012
Gerrit Cole.....	2012
Stolmy Pimentel.....	2012
Johnny Hellweg.....	2017
Cody Bolton.....	2019
Matt Eckelman.....	2022-23
Anthony Solometo.....	2023-24
Po-Yu Chen.....	2024
Wilber Dotel.....	2025

- 46 -

Enrique Burgos.....	1999
Dale Sveum (Manager).....	2001-2003
John Wehner.....	2004
Tom Evans.....	2005
Rafael Alvarez.....	2006
Pat Benschahan.....	2007
Otto Astacio.....	2007
Ray Searage (Pitching Coach).....	2007
Milver Reyes.....	2008
Eddie Prasch.....	2009
Jared Hughes.....	2009-10
Rudy Owens.....	2010
Mike Loree.....	2011
Mike Cotta.....	2011
Jhonathan Ramos.....	2012
Andrew Lambo.....	2012
Kenn Kasperek.....	2013-14
Tom Prince (Manager).....	2015
Kevin Krause.....	2018
Nick Mears.....	2019
Steven Jennings.....	2021
Brad Case.....	2022-24
Mike Jarvis.....	2023
Yoyner Fajardo.....	2024
Hudson Head.....	2025
P.J. Hilson.....	2025

- 47 -

Aaron Burnside.....	2002
Landon Jacobsen.....	2003-06
Ron Chiavacci.....	2006
Tim Leiper (Manager).....	2007
Brian Rogers.....	2008
Jared Hughes.....	2008
Lincoln Holdzkorn.....	2009
Michael Dube.....	2009
Tom Filer (Pitching Coach).....	2010
Wally Whitehurst (Pitching Coach).....	2011
Ryan Beckman.....	2013-14
Josh Bell.....	2015
Jin-De Jhang.....	2016-18
Oddy Nunez.....	2021
Duane Underwood Jr.....	2022
Sean Sullivan.....	2022-24
Isiah Kiner-Falefa.....	2024
Justin Meis.....	2025

- 48 -

Chris Spurling.....	2002
Blake Stein.....	2004
Patrick O'Brien.....	2004
Brad Eldred.....	2004-05
Romulo Sanchez.....	2005
Blaine Neal.....	2006
Jason Roach.....	2007
Juan Mateo.....	2008-09
Jena Machi.....	2009
Rudy Owens.....	2010
Jason Townsend.....	2012
Logan Kensing.....	2012
Tyler Waldron.....	2013
Francisco Liriano.....	2013
Miguel Perez (Coach).....	2015
Clay Holmes.....	2019
Grant Koch.....	2021
Luis Uviedo.....	2022
Brendt Citta.....	2022
Duane Underwood Jr.....	2022
Dillon Peters.....	2022
Jason Delay.....	2022
Malcom Nuñez.....	2022
Aaron Shortridge.....	2023
Ji-Man Choi.....	2023
Francisco Acuna.....	2024
Jack Carey.....	2024
J.C. Flowers.....	2024
Gary Green (Bench Coach).....	2025

- 49 -

Joan Montero.....	2014
Collin Balester.....	2014
Charlie Morton.....	2015
Steven Brault.....	2015
Dovydas Neverauskas.....	2016
Tomas Morales.....	2016-17

Christian Kelley.....	2018
Sean Brady.....	2019
Robbie Glendinning.....	2019
Yerry De Los Santos.....	2021
Blake Butler (Independent Baseball Performance Coach).....	2022-23
Kervin Pichardo.....	2024
Andy Fox (Manager).....	2025

- 50 -

A.J. Morris.....	2014
Charlie Morton.....	2014
Tyler Sample.....	2014
Justin Meccage (Pitching Coach).....	2015
David Whitehead.....	2016
Luis Heredia.....	2017
Jameson Taillon.....	2017
Bret Helton.....	2018
Roansy Contreras.....	2021
Mike Burrows.....	2022
Fabricio Macias.....	2023
Grant Ford.....	2023
Scott Elarton (Interim Pitching Coach).....	2023
Drew Benes (Interim Pitching Coach).....	2023
David Bednar (rehab).....	2023
Jarod Bayless.....	2025
Omar Alfonzo.....	2025

- 51 -

Justin Meccage (Pitching Coach).....	2016
--------------------------------------	------

- 52 -

Jason Townsend.....	2014
Matt Nevarez.....	2014
Tyler Sample.....	2015
Clay Holmes.....	2016
John Kuchno.....	2017
Joel Hanrahan (Pitching Coach).....	2019
Enmanuel Mejia.....	2022
Sean Sullivan.....	2023
Scott Seabolt (Hitting Coach).....	2025

- 53 -

Stan Kyles (Pitching Coach).....	2013
Jam McDonald.....	2013
Keon Broxton.....	2014
Jeremy Bleich.....	2015
Rob Scahill.....	2015
Robert Stock.....	2015
Alex McRae.....	2016
Greg Picart (Coach).....	2017
Logan Hill.....	2018
Arden Palst.....	2019
Hunter Stratton.....	2021
Quinn Priestler.....	2022
Braeden Ogle.....	2023
Joe Perez.....	2023
Jack Carey.....	2023
Justin Meis.....	2024
Cy Nielson.....	2025

- 54 -

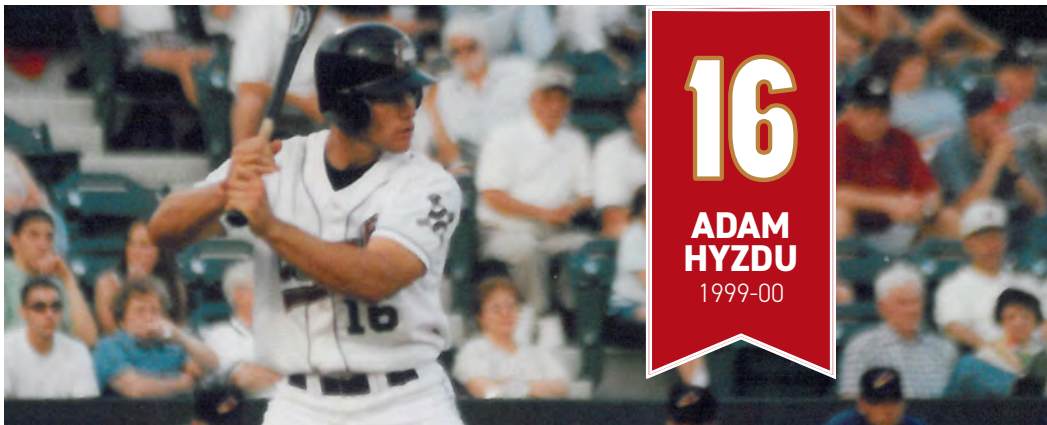
Duke Welker.....	2011
Donnie Veal.....	2011
Hunter Strickland.....	2012
Stolmy Pimentel.....	2014
Claudio Finol.....	2023
Shawn Ross.....	2025
Mike Jarvis.....	2025

- 55 -

Blake Stein.....	2004
Matt Winters (Hitting Coach).....	2005
Nerio Rodriguez.....	2006
Shane Youman.....	2006
Nerio Rodriguez.....	2007
Ajay Soler.....	2007
Josh Shortslef.....	2008

- 56 -

Andrew Lorraine.....	2004
Mike Crutale.....	2004
David Lundquist.....	2004
Franklin Perez.....	2006
Josh Shortslef.....	2007
Luis Munoz.....	2008



It didn't take long for the city of Altoona to show the critics who said the area was too small to support a professional baseball team that it has as knowledgeable and caring fans as anywhere minor league baseball is played. It didn't take Adam Hyzdu long to discover that fact either.

When the minor league veteran signed as a free agent with the Pirates shortly after being released by the Red Sox organization early in the 1999 season, Curve fans were just getting used to their new team and its beautiful new ballpark. Few probably even knew the names of the players they were cheering for. But soon, everyone knew about Hyzdu.

He was the club's Most Valuable Player during the inaugural 1999 season, batting .316 with 24 home runs and 78 RBI in just 91 games, before earning a late-season promotion to Triple-A. Most people thought they had seen the last of Hyzdu in a Curve uniform.

However, after a less-than-intent look from the Pirates in major league spring training, and much to the surprise of the fans of Altoona, Hyzdu returned to the Curve for the 2000 season. Although perhaps initially upset about returning to the Double-A level for the fifth time in his career, Hyzdu tore up Eastern League pitching and in return won the hearts of Curve fans. In 142 games for the 2000 Curve, he batted .290 with team records for home runs (31) and RBI (106) and earned the Eastern League's Most Valuable Player Award. By the middle of the season, the entire city of Altoona was campaigning for Hyzdu's promotion to the major leagues.

And just when it appeared as though Adam Hyzdu's 11th season as a professional baseball player would end without a major league at-bat, he had the week of his life. On September 4th, following a season-ending loss to Akron, his number 16 jersey was retired by the Curve--an honor not normally bestowed upon a minor league baseball player. Then, just four days later, Hyzdu received the call he had been waiting for--he was heading to the major leagues with the Pittsburgh Pirates! He singled in his first major league at-bat on September 8th and 12 days later hit his first major league home run against the Philadelphia Phillies at Veterans Stadium.

After returning to the minor leagues to open 2001, he was recalled by the Pirates in May and spent the majority of the season with the major league club. On July 4th that season, in his hometown of Cincinnati, Hyzdu hit two homers against the Reds, bringing his baseball playing career full circle from the days when he was belting home runs at Moeller High School.

After spending parts of the 2002 and 2003 seasons with Pittsburgh, Hyzdu left the Pirates' organization to join the Boston Red Sox system in 2004. After hitting .301 with 29 homers and 79 RBI for Triple-A Pawtucket, Adam was rewarded with a September call-up to the playoff-bound Boston Red Sox and had a chance to remain with the club as the Sox did the unthinkable and won the franchise's first World Series title since 1918.

In 2005, despite spending most of the season in the minor leagues with both the Padres and Red Sox organizations, Hyzdu appeared in 29 big league games between San Diego and Boston, marking the sixth season in which he had seen action in the major leagues. 2005 also brought a milestone in Adam's career as he appeared in a major league postseason game for the first time.

The 2006 season saw Hyzdu appear for his fourth major league team as he played in two games for the Texas Rangers after signing with the club as a minor league free agent in November 2005. Hyzdu spent the 2007 season in Japan before announcing his retirement at the end of the year, capping off an 18-year playing career.

HYZDU ALTOONA STATS

YR	CLUB	AVG	G	AB	R	H	2B	3B	HR	RBI	BB	SO	SB	CS	E
99	Altoona (AA)	.316	91	345	64	109	26	2	24	78	40	62	8	4	11
00	Altoona (AA)	.290	142	514	96	149	39	2	31	106	94	102	3	7	1

THE LEGEND OF HYZDU

Adam Hyzdu's two-year stint in Altoona left quite a dent on the record books as he still holds the franchise's single-season marks in six different offensive categories:

Home Runs	31	Runs.....	96
RBI	106	Extra-Base Hits	72
Games played.....	142	Slugging %.....	.612

2003

2003 SOUTHERN DIVISION SERIES - Akron Aeros def. Altoona Curve, 3 games to 1

DATE	SITE	RESULT	WINNER	LOSER	SAVE	ATT.
September 3	Akron	L, 2-8	Paul Rigdon	Landon Jacobsen	None	6,773
September 4	Akron	W, 4-3	Mike Johnston	Kazuhito Tadano	Todd Ozias	8,026
September 5	ALTOONA	L, 6-11	Jose Vargas	John VanBenschoten	None	7,097
September 6	ALTOONA	L, 0-8	Kyle Evans	Ian Oquendo	None	5,583

Akron wins Best-of-Five Series, 3-1

2004

2004 SOUTHERN DIVISION SERIES - Altoona Curve def. Erie SeaWolves, 3 games to 0

DATE	SITE	RESULT	WINNER	LOSER	SAVE	ATT.
September 9	ALTOONA	W, 14-2	Zach Duke	Kyle Sleeth	None	4,869
September 10	ALTOONA	W, 8-3	Tom Gorzelanny	Matt Roney	None	5,221
September 11	Erie	W, 14-4	Bobby Bradley	Rick Kirsten	None	4,183

Altoona wins Best-of-Five Series, 3-0

2004 EL CHAMPIONSHIP SERIES - New Hampshire Fisher Cats def. Altoona Curve, 3 games to 0

DATE	SITE	RESULT	WINNER	LOSER	SAVE	ATT.
September 14	ALTOONA	L, 4-5	Brandon League	Blake Stein	Jordan DeJong	4,438
September 15	ALTOONA	L, 4-5	Chris Baker	Tom Gorzelanny	Jordan DeJong	4,093
September 18	Manchester	L, 0-2	Francisco Rosario	Ian Snell	Brandon League	3,394

New Hampshire wins Best-of-Five Series, 3-0, to win Eastern League Championship

2004 POSTSEASON BATTING STATS

Player	AVG	G	AB	R	H	2B	3B	HR	RBI	BB	SO
Jorge Cortes	.318	6	22	2	7	1	0	0	2	3	3
Chris Duffy	.407	6	27	8	11	2	1	0	7	3	4
Brad Eldred	.231	6	26	5	6	1	0	1	4	2	9
Tom Evans	.435	6	23	2	10	2	0	2	6	3	5
Nate McLouth	.320	6	25	5	8	2	0	1	7	2	2
Mike Moriarty	.306	6	24	5	6	2	0	1	5	3	6
Kevin Nicholson	.000	1	1	0	0	0	0	0	0	0	0
Ronny Paulino	.348	6	23	6	8	1	0	0	0	0	4
Ray Sadler	.273	6	22	6	6	0	0	1	2	3	4
Shaun Skrehot	.381	6	21	5	8	1	1	0	3	2	3
Total	.327	6	214	44	70	12	2	6	36	21	40

2004 POSTSEASON PITCHING STATS

Player	W-L	ERA	G	GS	SV	IP	H	R	ER	HR	BB	SO
Bobby Bradley	1-0	5.40	1	1	0	5.0	7	3	3	2	2	4
Bryan Bullington	0-0	7.20	1	1	0	5.0	6	4	4	1	1	5
Eddi Candelario	0-0	9.00	1	0	0	1.0	2	1	1	1	0	1
Zach Duke	1-0	2.25	2	2	0	12.0	14	4	3	0	0	10
Tom Gorzelanny	1-1	1.00	2	0	0	9.0	5	1	1	1	0	7
Neal McDade	0-0	0.00	4	0	0	8.1	4	0	0	0	2	7
Jeff Miller	0-0	9.00	1	0	0	1.0	2	1	1	0	0	1
Ian Snell	0-1	5.00	2	2	0	9.0	15	5	5	3	1	10
Blake Stein	0-1	10.80	1	0	0	1.2	5	2	2	0	0	1
Shane Youman	0-0	0.00	1	0	0	1.0	0	0	0	0	1	0
Totals	3-3	3.40	6	6	0	53.0	60	21	20	8	7	46

2005

2005 SOUTHERN DIVISION SERIES - Akron Aeros def. Altoona Curve, 3 games to 2

GAME 1 - Sept. 7 at Akron	L, 7-11
ALT 3 00 0 0 0 4 0 0	7 11 0
AKR 5 11 0 1 1 0 2 x	11 15 0

WP: Jeremy Bowers LP: Eddi Candelario SV: --
 HR: ALT - Stansberry, Clark; AKR - Larkin, Ochoa
 ATTENDANCE: 4,728
 NOTES: ALT SP Eddi Candelario allowed eight runs on 12 hits in 4.1 IP...ALT Howie Clark 3-R HR in 7th

GAME 2 - Sept. 8 at Akron	L, 4-6
ALT 0 0 0 0 0 3 1 0 0	4 10 1
AKR 0 0 0 3 0 0 3 0 x	6 11 2

WP: Chris Cooper LP: Brady Borner
 SV: Edward Mujica
 HR: ALT - Boeve, Maldonado
 ATTENDANCE: 4,621
 NOTES: ALT tied game 3-3 in 6th with 3-R HR by Adam Boeve, took 4-3 lead in 7th on solo HR by Carlos Maldonado...AKR took lead in 7th with 2-out, 2-R single by Nathan Panther

GAME 3 - Sept. 9 vs. Akron	W, 3-0
AKR 0 0 0 0 0 0 0 0 0	0 4 0
ALT 0 2 0 1 0 0 0 0 x	3 7 0

WP: Tom Gorzelanny LP: Rafael Perez SV: --
 HR: ALT - Boeve, Bonifay
 ATTENDANCE: 4,547
 NOTES: ALT took lead on 2-R HR by Adam Boeve in 2nd...Josh Bonifay solo HR in 4th...ALT SP Tom Gorzelanny threw first complete-game shutout in Curve playoff history & set single-game strikeout record (9.0 IP, 4 H, 0 R, 0 BB, 13 SO)

GAME 4 - Sept. 10 vs. Akron	W, 6-3
AKR 0 0 1 0 0 0 2 0 0	3 5 0
ALT 0 2 0 0 2 0 2 0 x	6 12 0

WP: Hansel Izquierdo LP: Jake Dittler
 SV: Matt Capps
 HR: ALT - Bonifay; AKR - Mulhern, Larkin
 ATTENDANCE: 4,255
 NOTES: ALT Carlos Maldonado RBI GO, Javier Guzman RBI 1B in 2nd...ALT Craig Stansberry RBI 1B, Josh Bonifay RBI 1B in 5th...AKR closed within one in 7th with solo HRs by Ryan Mulhern & Shaun Larkin...ALT Bonifay 2-R HR in 7th...Bonifay 2-4, HR, 3 RBI

GAME 5 - Sept. 11 at Akron	L, 4-6
ALT 0 1 0 2 1 0 0 0 0	4 9 1
AKR 0 0 0 3 0 1 1 1 x	6 15 2

WP: Travis Foley LP: Justin Kaye
 SV: Edward Mujica
 HR: ALT - Boeve 2
 ATTENDANCE: 3,642
 NOTES: ALT Adam Boeve solo HR in 2nd...ALT Boeve 2-R HR in 4th to give Curve 3-0 lead...AKR tied score in 4th with 2-R 2B by Javi Herrera...ALT took 4-3 lead in 5th on Josh Bonifay SF...AKR tied score in 6th with Eider Torres single, took lead in 7th on Jonathan Van Every single



Tom Gorzelanny set the Curve's single-game strikeout record with 13 in Game 3 of the 2005 Division Series

2005 POSTSEASON BATTING STATS

Player	AVG	G	AB	R	H	2B	3B	HR	RBI	BB	SO
Adam Boeve	.368	5	19	5	7	2	0	4	10	1	7
Josh Bonifay	.350	5	20	3	7	1	0	2	5	0	8
Howie Clark	.211	5	19	2	4	1	0	1	3	2	1
Jorge Cortes	.211	5	19	0	4	0	0	0	0	0	5
Tom Evans	.385	5	13	5	5	1	0	0	0	8	2
Javier Guzman	.316	5	19	3	6	1	1	0	1	0	5
C. Maldonado	.263	5	19	2	5	0	0	1	2	0	4
Craig Stansberry	.200	5	20	4	4	0	0	1	2	3	2
Rich Thompson	.318	5	22	0	7	2	0	0	1	0	3
Totals	.288	5	170	24	49	8	1	9	24	14	37

2005 POSTSEASON PITCHING STATS

Player	W-L	ERA	G	GS	SV	IP	H	R	ER	HR	BB	SO
Brady Borner	0-1	6.75	3	0	0	4.0	5	3	3	0	0	5
Eddi Candelario	0-1	16.62	1	1	0	4.1	12	8	8	2	1	3
Matt Capps	0-0	0.00	2	0	1	2.0	1	1	0	0	1	1
Tom Gorzelanny	1-0	0.00	1	1	0	9.0	4	0	0	0	0	13
Hansel Izquierdo	1-0	4.26	1	1	0	6.1	5	3	3	2	0	4
James Johnson	0-0	18.00	1	0	0	1.0	1	2	2	0	2	2
Justin Kaye	0-1	9.00	2	0	0	2.0	3	2	2	0	2	0
Matt Peterson	0-0	4.76	1	1	0	5.2	6	3	3	0	1	3
Jason Roach	0-0	3.38	2	0	0	2.2	5	1	1	0	1	1
Ben Shaffar	0-0	0.00	1	0	0	1.0	0	0	0	0	0	1
Shane Youman	0-0	6.75	1	1	0	4.0	8	3	3	0	0	3
Totals	3-2	5.36	5	5	1	42	50	26	25	4	8	36

POSTSEASON HISTORY



2006

2006 SOUTHERN DIVISION SERIES - Akron Aeros def. Altoona Curve, 3 games to 2

GAME 1 - Sept. 6 at Akron L, 10-12

ALT	0	10	0	0	2	0	0	7	10	14	1
AKR	0	11	2	5	3	0	0	x	12	14	4

WP: Adam Miller LP: Jason Roach
SV: Jim Ed Warden
HR: AKR - Ochoa, Mulhern
ATTENDANCE: 7,800
NOTES: ALT Neil Walker 2-5, 2B, 3B, 3 RBI

GAME 2 - Sept. 7 at Akron L, 0-12

ALT	0	0	0	0	0	0	0	0	0	9	1
AKR	1	10	1	0	0	0	0	0	0	12	11

WP: Aaron Laffey LP: Josh Shortstief SV: --
HR: AKR - J. Sandberg, Barton
ATTENDANCE: 7,688
NOTES: AKR 11 runs in 1st inning...ALT SP Josh Shortstief 0.2 IP, 7 H, 8 ER...AKR SP Aaron Laffey 6.0 IP, 6 H, 0 R, 0 BB, 9 SO

GAME 3 - Sept. 8 vs. Akron W, 4-1

AKR	0	0	0	0	1	0	0	0	0	1	8	0
ALT	0	2	0	0	0	1	0	1	x	4	8	1

WP: Landon Jacobsen LP: Sean Smith
SV: Brandon Knight
HR: ALT - Sadler, Roneberg
ATTENDANCE: 4,508
NOTES: Ray Salder 2-R HR in 2nd...Brett Roneberg solo HR in 6th...Landon Jacobsen 6 IP, 1 R

GAME 4 - Sept. 9 vs. Akron W, 3-1

AKR	0	0	0	0	1	0	0	1	5	2
ALT	2	0	0	0	1	0	0	x	3	5

WP: Wardell Starting LP: Jensen Lewis SV: Blaine Neal
HR: --
ATTENDANCE: 3,472
NOTES: ALT SP Wardell Starting 6.1 IP, 3 H, 1 R...ALT Simon Pond 1-3, BB, 2 RBI

GAME 5 - Sept. 10 at Akron L, 2-5

ALT	0	0	0	1	1	0	0	0	2	10	0
AKR	1	0	0	3	0	0	1	x	5	6	0

WP: Tony Sipp LP: Nerio Rodriguez SV: Jim Ed Warden
HR: ALT - Sadler, AKR - Snyder
ATTENDANCE: 6,206
NOTES: AKR Brad Snyder 3-R HR in 4th

2006 POSTSEASON BATTING STATS

Player	AVG	G	AB	R	H	2B	3B	HR	RBI	BB	SO
Brian Bixler	.250	5	20	3	5	3	0	0	1	2	7
Brandon Chaves	.133	5	15	2	2	1	0	0	0	3	5
Javier Guzman	.476	5	21	0	10	2	1	0	1	2	1
Taber Lee	.000	1	1	0	0	0	0	0	0	0	0
Brent Lillibridge	.000	2	2	0	0	0	0	0	0	1	1
Octavio Martinez	.250	2	4	0	1	0	0	0	0	0	2
A. McCutchen	.182	5	22	3	4	0	0	0	1	1	4
Simon Pond	.200	2	20	2	4	1	0	0	4	1	5
Pedro Powell	.250	4	4	1	1	0	0	0	0	1	2
Milver Reyes	.154	5	13	0	2	1	0	0	0	0	5
Brett Roneberg	.389	5	18	4	7	2	0	1	4	3	4
Ray Sadler	.267	4	15	3	4	1	0	2	3	0	5
Neil Walker	.300	5	20	1	6	1	1	0	4	1	5
Totals	.263	5	175	19	46	12	2	3	18	15	46

2006 POSTSEASON PITCHING STATS

Player	W-L	ERA	G	GS	SV	IP	H	R	ER	HR	BB	SO
Mike Connolly	0-0	13.50	1	0	0	2.0	4	3	3	1	0	0
David Davidson	0-0	2.45	2	0	0	3.2	1	1	1	0	3	4
Chris Hernandez	0-0	10.80	2	0	0	3.1	3	4	4	1	2	2
Brandon Knight	0-0	0.00	2	0	1	2.0	2	0	0	0	2	3
Blaine Neal	0-0	0.00	2	0	1	3.2	2	0	0	0	0	2
Matt Peterson	0-0	5.40	1	0	0	1.2	5	5	1	1	0	0
Jason Roach	0-1	10.80	1	1	0	3.1	5	4	4	0	3	0
Nerio Rodriguez	0-1	7.20	1	1	0	5.0	4	4	4	1	0	3
Josh Shortstief	0-1	108.0	1	1	0	0.2	7	8	8	1	1	1
Wardell Starting	1-0	1.42	1	1	0	6.1	3	1	1	0	3	5
Jorge Vasquez	0-0	0.00	3	0	0	4.1	2	0	0	0	1	1
Totals	2-3	5.79	5	5	2	42	44	31	27	5	16	23

2010

2010 WESTERN DIVISION SERIES - Altoona Curve def. Harrisburg Senators, 3 games to 1

GAME 1 - Sept. 8 vs. Harrisburg L, 5-10

HAR	0	5	0	0	0	0	5	10	12	2
ALT	3	0	0	0	0	0	2	5	7	2

WP: Tom Milone LP: Rudy Owens SV: --
HR: ALT - Harrison
ATTENDANCE: 3,099
NOTES: ALT Josh Harrison 2-R HR in 1st...HAR scored 5 runs in 2nd against ALT SP Rudy Owens

GAME 2 - Sept. 9 vs. Harrisburg W, 6-4

HAR	1	0	0	2	0	1	0	4	10	2
ALT	0	1	0	2	3	0	0	x	6	7

WP: Derek Hankins LP: Adrian Alaniz
SV: Daniel Moskos
HR: --
ATTENDANCE: 3,414
NOTES: ALT Andrew Lambo 2-4, 2 2B, 3 RBI

GAME 3 - Sept. 10 at Harrisburg W, 7-2

ALT	0	0	3	0	0	0	2	2	7	12	0
HAR	0	0	0	0	0	0	2	2	2	6	1

WP: Justin Wilson LP: Ryan Tatusko SV: --
HR: ALT - Harrison, C. d'Arnaud; HAR - A. Fox
ATTENDANCE: 4,119
NOTES: ALT SP Justin Wilson 6.0 IP, 2 H, 0 R, 7 SO...ALT Matt Hague 3-R go-ahead 2B in 3rd...ALT Chase d'Arnaud & Josh Harrison back-to-back solo HR in 7th

GAME 4 - Sept. 11 at Harrisburg W, 10-5

ALT	0	3	4	1	0	1	1	0	5	1
HAR	0	2	0	0	0	1	0	2	0	5

WP: Tony Watson LP: Tanner Roark
SV: Daniel Moskos
HR: ALT - Durham, Mercer, Lambo, Gimenez, C. d'Arnaud; HAR - J. Solano, Marrero
ATTENDANCE: 3,051
NOTES: ALT SP Tony Watson 6.2 IP, 4 H, 3 R, 2 ER...ALT Miles Durham 3-R HR in 2nd...ALT Jordy Mercer 2-R HR in 3rd...ALT Andrew Lambo 2-R HR in 3rd...Lambo 3-4, 2 R, HR, 3 RBI...Durham 2-4, R, HR, 3 RBI



EASTERN LEAGUE CHAMPIONSHIPS since 1999

Akron	6	New Britain*	1
Trenton	4	New Haven	1
New Hampshire	3	Norwich	1
Altoona	2	Portland	1
Binghamton	2	Reading*	1
Erie	2	Somerset	1
Bowie/Chesapeake	1		
Harrisburg	1		

Reading & New Britain were declared co-champions in 2001 due to a stoppage of play in professional baseball.

Since the Eastern League adopted its current postseason format in 1983, only four teams have swept their way through all six playoff games: the Albany-Colonie Yankees in 1991, the Trenton Thunder in 2013, the Altoona Curve in 2017 and the New Hampshire Fisher Cats in 2018. The Eastern League was known as the Double-A Northeast League for the 2021 season.

POSTSEASON HISTORY

2010 EL CHAMPIONSHIP SERIES - Altoona Curve def. Trenton Thunder, 3 games to 1

GAME 1 - Sept. 14 vs. Trenton	L, 2-3 (10)
TRN 001 010 000 1	3 10 2
ALT 101 000 000 0	2 7 0

WP: Andrew Brackman LP: Bryan Morris

SV: --

HR: ALT - C. d'Arnaud

ATTENDANCE: 5,501

NOTES: TRN SP Andy Pettitte (rehab) 5.0 IP, 6 H, 2 R, 2 ER, 1 BB, 4 SO...ALT Chase d'Arnaud lead-off HR in 1st...ALT SP Rudy Owens 5 IP, 2 R, 7 SO...TRN Austin Romine go-ahead 1B in 10th...ALT Josh Harrison 2-5, RBI



Three-time American League All-Star Andy Pettitte started Game 1 of the 2010 ELCS for Trenton at Blair County ballpark

GAME 2 - Sept. 15 vs. Trenton	W, 6-4
TRN 001 010 020	4 9 1
ALT 104 000 01x	6 5 1

WP: Jeff Locke LP: Dellin Betances

SV: Daniel Moskos

HR: ALT - Harrison, Mercer 2; TRN - A. Romine, Brewer

ATTENDANCE: 3,197

NOTES: ALT Josh Harrison solo HR in 1st...ALT Jordy Mercer 2-R HR in 3rd, solo HR in 8th...ALT SP Jeff Locke 7 IP, 2 R, 1 ER, 2 BB, 8 SO

GAME 4 - Sept. 18 at Trenton	W, 5-2
ALT 000 220 010	5 10 0
TRN 001 000 100	2 5 2

WP: Tony Watson LP: Manny Banuelos

SV: Daniel Moskos

HR: TRN - Sublett

ATTENDANCE: 3,095

NOTES: ALT Jim Negrych go-ahead, 2-R 1B in 4th...ALT Matt Hague RBI 1B, Jim Negrych RBI 2B in 5th...ALT Chase d'Arnaud RBI 1B in 8th...ALT SP Tony Watson 6 IP, 5 H, 2 R, 2 BB, career-high 10 SO...ALT Jared Hughes 2 IP, 0 H, 0 R, 2 SO...ALT Daniel Moskos 1 IP, 0 H, 0 R, 1 BB, 2 SO

GAME 3 - Sept. 17 at Trenton	W, 5-0
ALT 010 030 100	5 8 1
TRN 000 000 000	0 7 1

WP: Justin Wilson LP: Adam Warren

SV: Daniel Moskos

HR: ALT - Lambo, Norman

ATTENDANCE: 3,351

NOTES: ALT SP Justin Wilson 7 IP, 5 H, 0 R, 1 BB, 3 SO...ALT Andrew Lambo solo HR in 2nd... Josh Harrison 2-R 1B in 5th...Anthony Norman solo HR to lead off 7th...Rained out on 9/16



The Curve won their first Eastern League title on September 18, 2010 in Trenton

2010 POSTSEASON BATTING STATS

Player	AVG	G	AB	R	H	2B	3B	HR	RBI	BB	SO
Yung Chi Chen	.400	3	5	2	2	0	0	0	0	1	1
Chase d'Arnaud	.290	8	31	8	9	1	0	3	5	5	9
J. De Los Santos	.250	4	8	2	2	0	0	0	0	2	4
Miles Durham	.333	7	21	3	7	0	0	1	4	2	4
Hector Gimenez	.154	8	26	2	4	1	0	1	2	6	11
Matt Hague	.161	8	31	5	5	2	0	0	4	5	3
Josh Harrison	.297	8	37	6	11	2	0	3	7	1	3
Andrew Lambo	.281	8	32	6	9	2	0	2	7	3	7
Jordy Mercer	.189	8	37	5	7	1	0	3	6	0	16
Jim Negrych	.348	6	23	3	8	2	0	0	3	2	5
Anthony Norman	.286	5	14	4	4	0	0	1	3	3	6
Totals	.246	8	276	46	68	11	0	14	41	30	75

2010 POSTSEASON PITCHING STATS

Player	W-L	ERA	G	GS	SV	IP	H	R	ER	HR	BB	SO
Michael Colla	0-0	0.00	1	0	0	2.0	2	0	0	0	1	2
Michael Dubeo	0-0	18.00	3	0	0	3.0	9	7	6	1	2	4
Derek Hankins	1-0	6.75	2	0	0	4.0	7	3	2	2	5	5
Craig Hansen	0-0	7.71	2	0	0	2.1	4	2	2	0	2	0
Jared Hughes	0-0	0.00	3	0	0	8.1	1	0	0	0	3	9
Jeff Locke	1-0	1.54	2	2	0	11.2	10	5	2	0	6	13
Bryan Morris	0-1	3.00	2	0	0	3.0	4	1	1	0	1	5
Daniel Moskos	0-0	0.00	6	0	5	6.1	2	0	0	0	3	8
Rudy Owens	0-1	8.10	2	2	0	6.2	11	7	6	0	5	9
Tony Watson	2-0	2.84	2	2	0	12.2	9	5	4	3	4	14
Justin Wilson	2-0	0.00	2	2	0	13.0	7	0	0	0	6	10
Totals	6-2	2.96	8	8	5	73.0	66	30	24	6	35	79

2015

2015 WESTERN DIVISION SERIES - Bowie Baysox def. Altoona Curve, 3 games to 1

GAME 1 - Sept. 9 vs. Bowie	W, 8-7
BOW 070 000 000	7 12 3
ALT 000 140 003	8 14 3

WP: Montana DuRapau LP: Andrew Triggs SV: --

HR: ALT - Barnes, Meadows

ATTENDANCE: 2,691

NOTES: ALT Barrett Barnes grand slam in 5th...ALT Austin Meadows tying 2-R HR in 9th...ALT Jacob Stallings walk-off single...ALT bullpen combined for 7.1 scoreless innings



On September 9, 2015, Austin Meadows hit a game-tying, two-run homer in the bottom of the ninth and Jacob Stallings hit a walk-off single two batters later to cap a comeback after trailing the 7-0

GAME 2 - Sept. 10 vs. Bowie	L, 0-7
BOW 100 020 013	7 11 0
ALT 000 000 000	0 8 1

WP: Nick Additon LP: Tyler Eppler SV: --

HR: BOW - M. Yastrzemski

ATTENDANCE: 2,359

NOTES: BOW Corban Joseph 3-5, 2 R, RBI... BOW SP Nick Additon 6 IP, 6 H, 0 R, 1 BB, 4 SO... ALT SP Tyler Eppler 6 IP, 6 H, 3 ER, BB, 2 SO



GAME 3 - Sept. 11 at Bowie	L, 3-11
ALT 020 000 100	3 9 1
BOW 300 124 10x	11 14 2

WP: Chris Lee LP: Steven Brault SV: --

HR: BOW - Latimore 2

ATTENDANCE: 2,781

NOTES: ALT SP Steven Brault 4.2 IP, 9 H, 6 ER, 2 BB, SO...BOW Quincy Latimore 4-5, 3 R, 2 HR, 2 2B, 6 RBI

GAME 4 - Sept. 12 at Bowie	L, 0-3
ALT 000 000 000	0 3 0
BOW 210 000 00x	3 5 0

WP: David Hess LP: Jason Creasy

SV: Andrew Triggs

HR: BOW - M. Yastrzemski, Latimore, Rosa

ATTENDANCE: 1,425

NOTES: BOW solo HR in 1st by Mike Yastrzemski and Quincy Latimore...BOW solo HR in 2nd by Garabez Rosa...BOW SP David Hess 7 IP, 1 H, 0 R, 2 BB, 3 SO...ALT Adam Frazier 2-4

2015 POSTSEASON BATTING STATS

Player	AVG	G	AB	R	H	2B	3B	HR	RBI	BB	SO
Stetson Allie	.077	4	13	0	1	0	0	0	1	1	2
Barrett Barnes	.214	4	14	4	3	0	0	1	5	1	2
Adam Frazier	.294	4	17	1	5	0	0	0	0	1	2
Austin Meadows	.400	4	15	3	6	2	0	1	2	2	1
Max Moroff	.250	4	16	1	4	1	0	0	0	2	4
Jose Osuna	.111	4	18	1	2	0	0	0	0	0	6
Jacob Stallings	.412	4	17	0	7	2	0	0	1	0	3
Sebastian Valle	.143	2	7	0	1	0	0	0	0	1	2
Andy Vasquez	.000	1	3	0	0	0	0	0	0	0	0
Erich Weiss	.333	2	6	0	2	0	0	0	0	1	1
Eric Wood	.250	3	12	1	3	0	0	0	1	0	4
Totals	.246	4	138	11	34	5	0	2	10	9	27

2015 POSTSEASON PITCHING STATS

Player	W-L	ERA	G	GS	SV	IP	H	R	ER	HR	BB	SO
Steven Brault	0-1	11.57	1	1	0	4.2	9	6	6	1	2	1
Jason Creasy	0-1	4.50	1	1	0	6.0	5	3	3	3	1	5
M. DuRapau	1-0	0.00	1	0	0	2.0	1	0	0	0	0	1
Tyler Eppler	0-1	4.50	1	1	0	6.0	6	3	3	1	2	1
Felipe Gonzalez	0-0	4.50	1	0	0	2.0	2	1	1	0	1	3
Tom Harlan	0-0	5.40	1	0	0	1.2	2	2	1	1	1	1
John Kuchno	0-0	0.00	1	0	0	1.2	2	0	0	0	0	1
Chad Kuhl	0-0	21.60	1	1	0	1.2	6	7	4	0	1	2
Brett McKinney	0-0	0.00	2	0	0	2.2	2	0	0	0	0	3
J. Medina	0-0	40.50	1	0	0	0.2	2	3	3	0	2	0
Clario Perez	0-0	13.50	2	0	0	2.0	4	3	3	0	2	1
Josh Smith	0-0	0.00	2	0	0	3.0	1	0	0	0	1	4
Totals	1-3	6.35	4	4	0	34	42	28	24	6	15	24

POSTSEASON HISTORY



2016

2016 WESTERN DIVISION SERIES - Akron RubberDucks def. Altoona Curve, 3 games to 1

GAME 1 - Sept. 7 vs. Akron L, 8-12

AKR	102	000	630	12	18	0
ALT	321	010	100	8	15	0

WP: Grant Sides LP: Miguel Rosario SV: --
 HR: AKR - Stamets, Papi; ALT - Allie, Feliz 2
 ATTENDANCE: 2,291

NOTES: ALT Anderson Feliz 2 solo HR...ALT Stetson Allie 2-4, HR...AKR Mike Papi 3-5, HR, 3 RBI...AKR Eric Stamets 4-5, 3 R, HR, 2 RBI

GAME 2 - Sept. 8 vs. Akron W, 3-1

AKR	000	010	000	1	4	0
ALT	200	001	00x	3	9	0

WP: Clay Holmes LP: Michael Peoples
 SV: Jared Lakind
 HR: ALT - Allie
 ATTENDANCE: 2,568

NOTES: ALT SP Clay Holmes 5.2 IP, 4 H, 1 ER, 5 SO...ALT Erich Weiss RBI 1B, Barrett Barnes SF in 1st...ALT Stetson Allie solo HR in 6th

GAME 3 - Sept. 9 at Akron L, 4-9

ALT	000	400	000	4	9	1
AKR	022	000	14x	9	10	1

WP: Cameron Hill LP: Cody Dickson
 SV: Cole Sulser
 HR: AKR - Papi
 ATTENDANCE: 4,166

NOTES: AKR Mike Papi 3-5, 2 R, HR, 5 RBI...ALT Kevin Newman 3-5, 2B, 3B, 2 RBI

GAME 4 - Sept. 11 at Akron L, 0-1 (10)

ALT	000	000	000	0	1	1
AKR	000	000	000	1	3	0

WP: Louis Head LP: Brett McKinney SV: --
 HR: --
 ATTENDANCE: 2,871

NOTES: ALT SP Brandon Waddell 7 IP, 1 H, 0 R, 2 BB, 5 SO...AKR SP Nick Pasquale 8 IP, 1 H, 0 R, 3 BB, 7 SO...AKR Mike Papi one-out 2B in 10th, followed by Eric Haase walk-off single

CURVE PLAYOFFS vs. EL

TEAM	HOME	ROAD	TOTAL	SERIES	TEAM	HOME	ROAD	TOTAL	SERIES
Akron	6-4	1-11	7-15	0-5	Harrisburg	1-1	2-0	3-1	1-0
Bowie	2-1	2-2	4-3	1-1	New Hamp.	0-2	0-1	0-3	0-1
Erie	3-0	1-2	3-2	1-1	Trenton	2-1	4-0	6-1	2-0

2016 POSTSEASON BATTING STATS

Player	AVG	G	AB	R	H	2B	3B	HR	RBI	BB	SO
Stetson Allie	.429	4	14	3	6	1	0	2	2	3	3
Barrett Barnes	.200	4	15	1	3	0	0	0	2	1	2
Chris Diaz	.000	2	4	0	0	0	0	0	1	2	1
Elvis Escobar	.000	2	5	0	0	0	0	0	0	0	3
Edwin Espinal	.059	4	17	1	1	0	0	0	0	0	3
Anderson Feliz	.200	4	15	2	3	0	0	2	2	2	3
Jin-De Jhang	.286	4	14	4	2	0	0	0	2	0	3
Tomas Morales	.250	1	4	0	1	0	0	0	0	0	1
Kevin Newman	.538	3	13	3	7	3	1	0	3	1	2
Jonathan Schwind	.222	3	9	1	2	0	0	0	1	0	2
Erich Weiss	.333	4	12	2	4	1	0	0	1	2	3
Eric Wood	.273	4	11	2	3	2	0	0	0	4	1
Totals	.256	4	133	15	34	9	1	4	14	15	27

2016 POSTSEASON PITCHING STATS

Player	W-L	ERA	G	GS	SV	IP	H	R	ER	HR	BB	SO
Cody Dickson	0-1	6.23	1	0	0	4.1	4	4	3	0	5	4
M. DuRapau	0-0	5.40	2	0	0	1.2	2	1	1	1	0	1
Trey Haley	0-0	0.00	1	0	0	1.2	0	0	0	0	0	1
Clay Holmes	1-0	1.59	1	1	0	5.2	4	1	1	0	2	5
Nick Kingham	0-0	13.50	1	1	0	2.2	4	4	4	0	4	3
Jared Lakind	0-0	0.00	1	0	1	1.1	0	0	0	0	1	3
Junior Lopez	0-0	20.25	2	0	0	1.1	3	3	3	1	1	2
Brett McKinney	0-1	3.86	1	0	0	2.1	2	1	1	0	1	4
Alex McRae	0-0	9.00	1	1	0	6	12	6	1	0	3	3
Miguel Rosario	0-1	18.00	1	0	0	1	3	2	2	0	1	1
Josh Smith	0-0	27.00	2	0	0	0.1	0	1	1	0	1	0
Brandon Waddell	0-0	0.00	1	1	0	7	1	0	0	0	2	5
Totals	1-3	5.60	4	4	1	35.1	35	23	22	3	19	33

HISTORY RECORDS

2017

2017 WESTERN DIVISION SERIES - Altoona Curve def. Bowie Baysox, 3 games to 0

GAME 1 - Sept. 7, 2017 at Bowie W, 2-0

ALT	000	010	100	2	9	2
BOW	000	000	000	0	1	0

WP: Mitch Keller LP: David Hess SV: --
 HR: --
 ATTENDANCE: 1,238

NOTES: ALT Jordan George RBI 1B in 5th...ALT Mitchell Tolman RBI 1B in 7th...ALT SP Mitch Keller 9 IP, 1 H, 0 R, 2 BB, 4 SO complete-game shutout on 90 pitches & faced minimum

GAME 2 - Sept. 8 at Bowie W, 8-4

ALT	003	030	200	8	12	1
BOW	003	010	000	4	7	0

WP: Alex McRae LP: Alec Asher SV: --
 HR: ALT - Suchy; BOW - Rosa, Mullins
 ATTENDANCE: 1,488

NOTES: ALT Elvis Escobar go-ahead RBI 2B, Michael Suchy RBI 2B, Mitchell Tolman RBI 1B in 5th...Suchy 2-R HR in 7th...ALT Yeudy Garcia 2 IP, 0 R...ALT Tate Scioneaux 1 IP, 0 R

GAME 3 - Sept. 9 vs. Bowie W, 6-1

BOW	000	100	000	1	8	0
ALT	200	112	00x	6	9	0

WP: Austin Coley LP: Lucas Long SV: --
 HR: ALT - Reyes, Mathisen; BOW - Stewart
 ATTENDANCE: 3,156

NOTES: ALT SP Austin Coley 7 IP, 6 H, 1 ER, BB, 3 SO...ALT Tanner Anderson 2 IP, 2 H, 0 R...ALT Pablo Reyes solo HR in 5th...ALT Wyatt Mathisen 2-R HR in 6th

2017 EL CHAMPIONSHIP SERIES - Altoona Curve def. Trenton Thunder, 3 games to 0

GAME 1 - Sept. 12 at Trenton W, 2-1

ALT	000	010	100	2	7	0
TRN	000	000	010	1	9	1

WP: Brandon Waddell LP: Dillon Tate
 SV: Tanner Anderson
 HR: --
 ATTENDANCE: 2,062

NOTES: ALT SP Brandon Waddell 6 IP, 5 H, 0 R, 0 BB, 6 SO...ALT Mitchell Tolman RBI 1B in 5th...ALT Elvis Escobar RBI 1B in 7th...ALT Tanner Anderson 1.2 IP, 1 H, 0 R, 2 SO

GAME 2 - Sept. 13 at Trenton W, 4-2

ALT	000	031	000	4	9	0
TRN	000	010	010	2	8	2

WP: J.T. Brubaker LP: Justus Sheffield
 SV: Yeudy Garcia
 HR: --
 ATTENDANCE: 2,005


NOTES: ALT SP J.T. Brubaker 8.0 IP, 8 H, 2 R, 1 ER, 1 BB, 6 SO...ALT Yeudy Garcia 1.0 IP, 0 H, 0 R, 1 BB, 2 SO...ALT Jordan George RBI 1B, Elvis Escobar RBI 1B, Kevin Kramer RBI BB in 5th...Escobar RBI 1B in 6th

GAME 3 - Sept. 14 vs. Trenton W, 4-2


TRN	020	000	000	2	4	2
ALT	000	040	00x	4	7	0

WP: Mitch Keller LP: Will Carter
 SV: Tate Scioneaux
 HR: --
 ATTENDANCE: 3,656

NOTES: ALT SP Mitch Keller 7.1 IP, 4 H, 2 ER, 1 BB, 8 SO...ALT Johnny Hellweg 0.2 IP, 0 H, 0 R, 1 BB...ALT Tate Scioneaux 1.0 IP, 0 H, 0 BB, 0 R, 3 SO...ALT Jerrick Suiiter RBI BB in 5th...ALT Jin-De Jhang 3-R 3B with two outs in 5th



POSTSEASON HISTORY



On September 7, 2017, Mitch Keller threw the second complete-game shutout in Curve postseason history



2017 POSTSEASON BATTING STATS

Player	AVG	G	AB	R	H	2B	3B	HR	RBI	BB	SO
Elvis Escobar	.348	6	23	2	8	1	0	0	6	0	8
Jordan George	.158	6	19	1	3	0	0	0	1	4	1
Casey Hughston	.000	5	5	2	0	0	0	0	0	1	3
Jin-De Jhang	.333	6	21	4	7	1	2	0	5	3	1
Kevin Kramer	.077	4	13	1	1	0	0	0	2	3	3
Wyatt Mathisen	.235	6	17	2	4	0	0	1	2	6	4
Pablo Reyes	.211	5	19	4	4	0	0	1	1	4	5
Jonathan Schwind	.333	1	3	2	1	0	0	0	0	0	1
Michael Suchy	.348	6	23	3	8	1	0	1	3	1	5
Jerrick Suiter	.273	6	22	3	6	3	0	0	2	4	6
Mitchell Tolman	.333	6	24	1	8	0	0	0	3	4	6
Cole Tucker	.600	2	5	1	3	2	0	0	0	0	0
Totals	.273	6	194	26	53	8	2	3	25	30	43

2017 POSTSEASON PITCHING STATS

Player	W-L	ERA	G	GS	SV	IP	H	R	ER	HR	BB	SO
Tanner Anderson	0-0	0.00	2	0	1	3.2	3	0	0	0	0	3
J.T. Brubaker	1-0	1.13	1	1	0	8	8	2	1	0	1	6
Austin Coley	1-0	1.29	1	1	0	7	6	1	1	1	1	3
Yeuidy Garcia	0-0	0.00	2	0	1	3	2	0	0	0	1	4
Johnny Hellweg	0-0	0.00	1	0	0	0.2	0	0	0	0	1	0
Luis Heredia	0-0	6.75	1	0	0	1.1	3	1	1	0	0	1
Mitch Keller	2-0	1.10	2	2	0	16.1	5	2	2	0	3	12
Alex McRae	1-0	6.00	1	1	0	6	4	4	4	2	2	3
Tate Scioneaux	0-0	0.00	2	0	1	2	1	0	0	0	0	4
Brandon Waddell	1-0	0.00	1	1	0	6	5	0	0	0	0	6
Totals	6-0	1.50	6	6	3	54	37	10	9	3	9	42

2018

2018 WESTERN DIVISION SERIES - Akron RubberDucks def. Altoona Curve, 3 games to 1

GAME 1 - Sept. 5 at Akron L, 2-5

ALT	100	001	000	2	5	1
AKR	003	010	100	5	7	0

WP: Kyle Dowdy LP: Cam Vieaux
 SV: Jordan Milbrath
 HR: AKR - Donaldson
 ATTENDANCE: 3,207
 NOTES: AKR Josh Donaldson 2-R HR in 3rd...
 ALT Cole Tucker 1-3, 3B, BB, 2 R...AKR Kyle Dowdy 6.2 IP, 4 R, 2 R, 2 BB, 6 SO

GAME 4 - Sept. 8 vs. Akron L, 0-9

AKR	203	000	400	9	15	0
ALT	000	000	000	0	9	1

WP: Sean Brady LP: Dario Agrazal SV: --
 HR: AKR - Calica
 ATTENDANCE: 2,898
 NOTES: AKR Sean Brady 7 IP, 7 H, 0 R, 0 BB, 3 SO...AKR Andrew Calica 3-5, 2 R with 3-R HR in 3rd...AKR Mark Mathias 3-5, RBI...ALT Jin-De Jhang 3-4

GAME 2 - Sept. 6 at Akron L, 1-2 (10)

ALT	100	000	000	0	1	5
AKR	000	001	000	1	2	3

WP: Jordan Milbrath LP: Matt Eckelman SV: --
 HR: ALT - Tucker; AKR - Rodriguez
 ATTENDANCE: 3,419
 NOTES: ALT Cole Tucker lead-off HR in 1st...ALT Eduardo Vera 8 IP, 2 H, 1 R, 1 BB, 3 SO...AKR Jake Paulson 7 IP, 5 H, 1 R, 2 BB, 4 SO...AKR Nellie Rodriguez walk-off HR on first pitch in 10th

GAME 3 - Sept. 7 vs. Akron W, 8-5

AKR	500	000	000	5	9	0
ALT	000	050	03x	8	9	1

WP: Blake Weiman LP: Argenis Angulo
 SV: Matt Eckelman
 HR: ALT - Tucker
 ATTENDANCE: 3,385
 NOTES: ALT Cole Tucker game-tying grand slam in 5th...ALT Logan Hill go-ahead fielder's choice followed by Jordan George 2-R single in 8th



On September 7, 2018, Cole Tucker hit a game-tying grand slam as the Curve erased a 5-0 deficit with a five-run fifth. It was the second grand slam in the Curve's postseason history.

2018 POSTSEASON BATTING STATS

Player	AVG	G	AB	R	H	2B	3B	HR	RBI	BB	SO
Stephen Alemias	.273	4	11	1	3	0	0	0	2	2	2
Will Craig	.143	4	14	1	2	0	0	0	2	4	4
Jordan George	.214	4	14	0	3	0	0	0	2	2	0
Ke'Bryan Hayes	.313	4	16	1	5	0	0	1	0	3	0
Logan Hill	.154	4	13	1	2	0	0	1	2	5	5
Jin-De Jhang	.400	4	15	2	6	0	0	0	0	1	1
Christian Kelley	.167	2	6	0	1	0	0	0	1	2	2
Arden Pabst	.250	1	4	1	1	0	0	0	1	0	1
Alfredo Reyes	.000	1	3	0	0	0	0	0	0	0	1
Bryan Reynolds	.071	4	14	0	1	1	0	0	1	1	3
Cole Tucker	.267	4	15	4	4	0	1	2	5	1	1
Totals	.224	4	125	11	28	1	1	2	11	12	24

2018 POSTSEASON PITCHING STATS

Player	W-L	ERA	G	GS	SV	IP	H	R	ER	HR	BB	SO
Dario Agrazal	0-1	19.29	1	1	0	2.1	6	5	5	1	3	2
Matt Eckelman	0-1	4.50	2	0	1	2	3	1	1	1	0	2
Geoff Hartlieb	0-0	0.00	1	0	0	1.2	1	0	0	0	1	2
Bret Helton	0-0	0.00	1	0	0	1	1	0	0	0	0	2
Scotter Hightower	0-0	0.00	1	0	0	1	0	0	0	0	0	1
Sean Keselica	0-0	27.00	1	0	0	1.1	6	4	4	0	1	0
James Marvel	0-0	9.00	1	1	0	5	6	5	5	0	2	4
Tate Scioneaux	0-0	0.00	1	0	0	2	1	0	0	0	0	3
Logan Senda	0-0	0.00	1	0	0	2.2	1	0	0	0	1	2
Eduardo Vera	0-0	1.13	1	1	0	8	2	1	1	0	1	3
Cam Vieaux	0-1	5.40	1	1	0	5	5	4	3	1	3	3
Blake Weiman	1-0	3.00	2	0	0	3	2	1	1	0	0	3
Totals	1-3	5.14	4	4	1	35	34	21	20	3	12	27

EASTERN LEAGUE POSTSEASON APPEARANCES since 1999

Akron.....	13	Portland.....	6
Trenton.....	12	New Hampshire.....	4
Altoona.....	10	Norwich/Connecticut.....	4
Erie.....	9	Richmond, Somerset.....	4
Binghamton, Reading.....	8	New Britain.....	3
Harrisburg.....	7	New Haven.....	3
Bowie.....	6	Hartford.....	1

POSTSEASON HISTORY



2025

2025 WESTERN DIVISION SERIES - Erie SeaWolves def. Altoona Curve, 2 games to 1

GAME 1 - Sept. 16 vs. Erie		W, 11-5	
ERI	0 0 4 0 0 1 0 0	5	4 3
ALT	0 1 0 0 0 7 3 0 x	11	14 0
WP: Mike Walsh LP: Garrett Burhenn SV: --			
HR: ALT - Valdez; ERI - Briceno			
ATTENDANCE: 4,890			
NOTES: ALT Esmerlyn Valdez set playoff franchise record with 5 RBI... ALT matched playoff franchise record with 7-run 6th inning... ALT bullpen held ERI to 1 H, 1 R, 1 BB in final 6.0 IP			

GAME 2 - Sept. 18 at Erie		L, 6-1	
ALT	0 0 0 0 0 0 1 0 0	1	7 0
ERI	1 2 0 0 2 0 1 0 x	6	9 0
WP: Andrew Sears LP: Antwone Kelly SV: --			
HR: ERI - Meyers			
ATTENDANCE: 3,446			
NOTES: ALT pitching issued 7 BB... ALT Konnor Griffin 2-for-4, RBI in 7th... 4-8 in ALT lineup combined to go 0-for-18 with 2 BB, 9 K... ALT Mitch Jebb 2-for-4, 2B			

GAME 3 - Sept. 18 at Erie		W, 3-1	
ALT	1 0 0 0 0 0 0 0 0	1	7 0
ERI	1 0 0 2 0 0 0 0 x	3	3 0
WP: Austin Bergner LP: Blake Townsend			
SV: Andrew Magno			
ATTENDANCE: 3,163			
NOTES: ALT Nick Cimillo RBI in 1st, scored Griffin... ERI Thayron Liranzo RBI 2B in 4th, Malgeri RBI 1B... ALT stranded RISP in 5th, 7th and 8th... ALT pitching struck out 11 (7 by Townsend)			



Outfielder Esmerlyn Valdez set a Curve Playoff Franchise record with 5 runs batted in in Altoona's Game One victory over Erie in the 2025 SouthWest Division Series, the first home playoff win for Altoona since 2018.

2025 POSTSEASON BATTING STATS

Player	AVG	G	AB	R	H	2B	3B	HR	RBI	BB	SO
Omar Alfonso	.000	2	8	1	0	0	0	0	0	0	3
Derek Berg	.000	1	4	0	0	0	0	0	0	0	3
Nick Cimillo	.455	3	11	2	5	1	0	0	2	2	3
Tres Gonzalez	.375	3	8	1	3	0	0	0	1	1	1
Duce Gourson	.231	3	13	1	3	1	0	0	0	0	2
Konnor Griffin	.600	3	10	1	6	1	0	0	2	3	0
Wyatt Hendrie	.000	1	4	0	0	0	0	0	0	0	3
P.J. Hilson	.000	2	3	0	0	0	0	0	0	0	2
Mitch Jebb	.231	3	13	2	3	1	0	0	1	0	2
Termarr Johnson	.250	2	8	2	2	2	0	0	0	1	2
Kervin Pichardo	.000	1	0	0	0	0	0	0	0	0	0
Javier Rivas	.182	3	11	0	2	0	0	0	0	1	3
Esmerlyn Valdez	.333	3	12	3	4	1	0	1	5	0	3
Totals	.267	3	105	13	28	7	0	1	11	8	27

2025 POSTSEASON PITCHING STATS

Player	W-L	ERA	G	GS	SV	IP	H	R	ER	HR	BB	SO
Emmanuel Chapman	0-0	4.50	1	0	0	2	1	1	1	1	1	4
Khristian Curtis	0-0	0.00	1	0	0	2	0	0	0	0	2	0
Wilber Dotel	0-0	12.00	1	1	0	3	3	4	4	1	2	2
Antwone Kelly	0-1	13.50	1	1	0	2	6	3	3	0	2	1
Justin Meis	0-0	0.00	1	0	0	1.2	0	0	0	0	1	2
Tyler Samaniego	0-0	0.00	2	0	0	2.1	0	0	0	0	1	3
Landon Tomkins	0-0	0.00	1	0	0	2	0	0	0	0	0	0
Blake Townsend	0-1	6.75	1	1	0	4	3	3	3	0	4	7
Mike Walsh	1-0	2.25	2	0	0	4.0	1	1	1	0	1	4
Totals	1-2	5.04	3	3	0	25.0	16	14	14	2	16	26

HISTORY RECORDS

OPENING DAY INFO



April 9, 1999
at Reading
L, 6-2

Tike Redman	CF
Chris Wimmer	2B
Alex Hernandez	RF
Ron Wright	1B
Kevin Haverbusch	3B
Mel Rosario	C
Garrett Long	LF
Luis Figueroa	SS
Paul Ah Yat	P



April 4, 2002
vs. Harrisburg
W, 7-5

Shaun Skrehot	SS
Tony Alvarez	CF
Rico Washington	3B
Shawn Garrett	LF
J.R. House	C
Carlos Rivera	1B
J.J. Davis	RF
Victor Rodriguez	2B
Justin Reid	P



April 7, 2005
at Reading
L, 5-4

Rajai Davis	CF
Jorge Cortes	RF
Jose Bautista	3B
Brad Eldred	1B
Ronny Paulino	C
Scott Neuberger	LF
Victor Mercedes	2B
Brandon Chaves	SS
Mike Connolly	P



April 3, 2008
vs. Reading
L, 8-3

James Boone	CF
Shelby Ford	2B
Jonel Pacheco	LF
Brad Corley	RF
Jason Delaney	1B
Luis Cruz	SS
Melvin Dorta	3B
Miguel Perez	C
Kyle Bloom	P



April 7, 2011
at Erie
L, 3-2

Brock Holt	2B
Starling Marte	CF
Jordy Mercer	SS
Tony Sanchez	C
Miles Durham	1B
Quincy Latimore	LF
Jeremy Farrell	3B
Eric Fryer	DH
Brad Chalk	RF
Bryan Morris	P



April 7, 2000
vs. Harrisburg
W, 7-3

Rob Mackowiak	RF
Rico Washington	2B
Adam Hyzdu	LF
Alex Hernandez	CF
Kevin Haverbusch	3B
Eddy Furniss	1B
Humberto Cota	C
Luis Figueroa	SS
Brian O'Connor	P



April 3, 2003
at Reading
L, 8-7

Chris Duffy	CF
Jose Castillo	SS
Brett Roneberg	1B
Josh Bonifay	LF
Shawn Garrett	RF
Kevin Nicholson	2B
Chris Heintz	C
Joe Caruso	3B
Ben Shaffar	P



April 6, 2006
vs. Trenton
W, 4-3

Rich Thompson	CF
Craig Stansberry	2B
Rafael Alvarez	DH
Travis Chapman	3B
Simon Pond	1B
Adam Boeve	RF
Vic Buttler	LF
Javier Guzman	SS
Carlos Maldonado	C
Mike Connolly	P



April 8, 2009
at Erie
L, 8-7

Brian Friday	SS
Jim Negrych	2B
Jose Tabata	CF
Jonel Pacheco	LF
Jamie Romak	1B
Steve Lerud	C
Brad Corley	RF
Pedro Lopez	DH
Angel Gonzalez	3B
Tony Watson	P



April 5, 2012
vs. Erie
W, 7-4

Robbie Grossman	CF
Brock Holt	SS
Jarek Cunningham	2B
Tony Sanchez	C
Andrew Lambo	RF
Jeremy Farrell	3B
Matt Curry	1B
Ramon Cabrera	DH
Quincy Latimore	LF
Mike Colla	P



April 6, 2001
at Erie
L, 7-2

Jayson Bass	LF
Richard Paz	2B
J.R. House	C
Darren Burton	CF
Rico Washington	3B
J.J. Davis	RF
Dan Meier	DH
Lee Evans	1B
Shaun Skrehot	SS
John Grabow	P



April 8, 2004
vs. Portland
W, 3-2

Chris Duffy	CF
Nate McLouth	RF
Kevin Nicholson	3B
Ray Navarrete	1B
Ronny Paulino	C
Ray Sadler	DH
Gary Thomas	LF
Jeff Keppinger	2B
Brandon Chaves	SS
Ian Snell	P



April 9, 2007
at Akron
L, 5-4

Andrew McCutchen	CF
Vic Buttler	LF
Neil Walker	3B
Randy Ruiz	DH
Adam Boeve	RF
Brett Roneberg	1B
Javier Guzman	2B
Brandon Chaves	SS
Milver Reyes	C
Josh Shortleif	P



April 8, 2010
vs. Harrisburg
W, 5-1

Gorkys Hernandez	CF
Chase d'Arnaud	SS
Jordy Mercer	3B
Miles Durham	RF
Hector Gimenez	C
Alex Presley	LF
Josh Harrison	2B
Matt Hague	1B
Mike Crotta	P



April 4, 2013
at Erie
L, 10-6

Mel Rojas, Jr.	CF
Jarek Cunningham	2B
Matt Curry	1B
Andrew Lambo	LF
Adalberto Santos	3B
Alex Dickerson	RF
Carlos Paulino	C
Gift Ngoepe	SS
Drew Maggi	DH
Brandon Cumpton	P

HISTORY RECORDS

OPENING DAY INFO



April 5, 2014
vs. Erie
L, 2-0 (7)

Alen Hanson	SS
Gift Ngoepe	2B
Stetson Allie	1B
Justin Howard	DH
Willy Garcia	RF
Jarek Cunningham	3B
Mel Rojas, Jr.	CF
Elias Diaz	C
Keon Broxton	LF
Adrian Sampson	P



April 9, 2015
at Harrisburg
W, 1-0

Keon Broxton	CF
Chris Stewart	C
Josh Bell	1B
Willy Garcia	LF
Stetson Allie	RF
Eric Wood	3B
Max Moroff	2B
Gift Ngoepe	SS
Angel Sanchez	P



April 7, 2016
vs. Harrisburg
L, 10-6

Harold Ramirez	CF
Erich Weiss	2B
Jose Osuna	1B
Reese McGuire	C
Eric Wood	3B
Stetson Allie	RF
Justin Maffei	LF
Chris Diaz	SS
Jason Creasy	P



April 7, 2017
at Harrisburg
W, 5-3

Kevin Newman	SS
Pablo Reyes	CF
Kevin Kramer	2B
Edwin Espinal	3B
Jordan Luplow	LF
Connor Joe	1B
Michael Suchy	RF
Zane Chavez	C
Alex McRae	P



April 5, 2018
vs. Akron
W, 6-5

Cole Tucker	SS
Stephen Alemais	2B
Will Craig	1B
Logan Hill	DH
Bryan Reynolds	RF
Ke'Bryan Hayes	3B
Pablo Reyes	CF
Elvis Escobar	LF
Christian Kelley	C
J.T. Brubaker	P



April 4, 2019
at Akron
W, 5-0

Jared Oliva	CF
Bralin Jackson	LF
Bligh Madris	RF
Jerrick Suiter	1B
Logan Hill	DH
Hunter Owen	3B
Mitchell Tolman	2B
Arden Pabst	C
Alfredo Reyes	SS
James Marvel	P



May 4, 2021
vs. Bowie
L, 2-1

Ji-Hwan Bae	2B
Oneil Cruz	SS
Rodolfo Castro	3B
Mason Martin	1B
Cal Mitchell	RF
Brendt Citta	DH
Jonah Davis	CF
Canaan Smith-Njigba	LF
Arden Pabst	C
Roansy Contreras	P



April 8, 2022
vs. Harrisburg
L, 9-6

Matt Fraizer	CF
Nick Gonzales	2B
Jared Triolo	3B
Jack Suwinski	RF
Liover Peguero	SS
Carter Bins	C
Lolo Sanchez	DH
Will Mattheissen	1B
Tucupita Marcano	LF
Carmen Mlodzinski	P



April 6, 2023
vs. New Hampshire
L, 8-2

Lolo Sanchez	DH
Henry Davis	C
Liover Peguero	SS
Matt Gorski	RF
Mason Martin	1B
Domingo Leyba	3B
Andres Alvarez	2B
Connor Scott	LF
Matt Fraizer	CF
Kyle Nicolas	P



April 5, 2024
at Akron
W, 4-3 (10)

Tres Gonzalez	LF
Tsung-Che Cheng	SS
Jackson Glenn	3B
Jase Bowen	CF
Aaron Shackelford	1B
Abrahan Gutierrez	C
Seth Beer	DH
Kervin Pichardo	2B
Matt Fraizer	RF
Bubba Chandler	P



April 4, 2025
vs. Chesapeake
L, 3-2

Termarr Johnson	2B
Mitch Jebb	CF
Sammy Siani	LF
Nick Cimillo	DH
Jack Brannigan	SS
Kervin Pichardo	3B
Jase Bowen	RF
Aaron McKeithan	C
Brenden Dixon	1B
Hunter Barco	P

ALTOONA CURVE OPENING DAY MISCELLANEOUS STATISTICS

By Opponent	
vs. Akron	3-1
vs. Bowie/Chesapeake	0-2
vs. Erie	1-5
vs. Harrisburg	5-2
vs. New Hampshire	0-1
vs. Portland	1-0
vs. Reading	0-4
vs. Trenton	1-0

Records Breakdown	
Open at Home	7-7
Open on the Road	4-8
Open vs. AL affiliate	5-9
Open vs. NL affiliate	5-5
Open vs. own division	8-13
Open vs. other division	2-1

Misc. Info	
Earliest Opening Day Game:	April 3, 2x, last - 2008 vs. Reading
Latest Opening Day Game:	May 4, 2021 vs. Bowie
Last Opening Day Win (Team):	2024 at Akron (4-3, 10 innings)
Last Opening Day Win (Starter)	2019 - James Marvel at Akron

HOME OPENERS & JULY 4

ALL-TIME OPENING DAY STARTING PITCHERS

YEAR	PLAYER	OPPONENT	DEC.	FINAL LINE	FINAL SCORE
1999	Paul Ah Yat	@ Reading	ND	1.0 IP, 0 H, 0 R, 0 ER, 0 BB, 1 SO*	L, 6-2
2000	Brian O'Connor	Harrisburg	W	5.0 IP, 2 H, 0 R, 0 ER, 4 BB, 4 SO	W, 7-3
2001	John Grabow	@ Erie	L	5.1 IP, 4 H, 4 R, 3 ER, 2 BB, 4 SO	L, 7-2
2002	Justin Reid	Harrisburg	ND	3.2 IP, 5 H, 2 R, 2 ER, 0 BB, 4 SO	W, 7-5
2003	Ben Shaffar	@ Reading	ND	4.1 IP, 5 H, 5 R, 1 ER, 0 BB, 4 SO	L, 8-7
2004	Ian Snell	Portland	W	5.0 IP, 4 H, 0 R, 0 ER, 1 BB, 6 SO	W, 3-2
2005	Mike Connolly	@ Reading	L	0.0 IP, 0 H, 1 R, 1 ER, 1 BB, 0 SO#	L, 5-4
2006	Mike Connolly	Trenton	ND	5.0 IP, 4 H, 1 R, 1 ER, 1 BB, 7 SO	W, 4-3
2007	Josh Shortstief	@ Akron	L	4.2 IP, 5 H, 3 R, 2 ER, 1 BB, 8 SO	L, 5-4
2008	Kyle Bloom	Reading	L	3.2 IP, 5 H, 4 R, 6 ER, 3 BB, 2 SO	L, 8-3
2009	Tony Watson	@ Erie	L	3.2 IP, 3 H, 5 R, 5 ER, 4 BB, 2 SO	L, 8-7
2010	Mike Crotta	Harrisburg	W	6.0 IP, 1 H, 1 R, 1 ER, 1 BB, 4 SO	W, 5-1
2011	Bryan Morris	@ Erie	ND	4.1 IP, 4 H, 2 R, 2 ER, 5 BB, 3 SO	L, 3-2
2012	Mike Colla	Erie	ND	4.0 IP, 5 H, 3 R, 3 ER, 2 BB, 3 SO	W, 7-4
2013	Brandon Cumpston	@ Erie	L	5.0 IP, 6 H, 4 R, 4 ER, 2 BB, 6 SO	L, 10-6
2014	Adrian Sampson	Erie	L	6.0 IP, 5 H, 2 R, 2 ER, 0 BB, 6 SO	L, 2-0 (7)
2015	Angel Sanchez	@ Harrisburg	ND	6.0, 3 H, 0 R, 0 ER, 1 BB, 3 SO	W, 1-0
2016	Jason Creasy	Harrisburg	ND	6.0, 7 H, 3 R, 2 ER, 2 BB, 1 SO	L, 10-6
2017	Alex McAree	@ Harrisburg	W	5.0 IP, 7 H, 1 R, 1 ER, 1 BB, 9 SO	W, 5-3
2018	J.T. Brubaker	Akron	W	5.0 IP, 4 H, 3 R, 1 ER, 2 BB, 8 SO	W, 6-5
2019	James Marvel	@ Akron	W	5.0 IP, 5 H, 0 R, 0 ER, 0 BB, 11 SO	W, 5-0
2021	Roamsy Contreras	Bowie	ND	6.0 IP, 5 H, 1 R, 0 ER, 0 BB, 11 SO	L, 2-1
2022	Carmen Mlodzinski	Harrisburg	W	3.2 IP, 5 H, 5 R, 5 ER, 1 BB, 3 SO	L, 9-6
2023	Kyle Nicolas	New Hampshire	L	4.2 IP, 1 H, 3 R, 4 BB, 5 SO	L, 8-2
2024	Bubba Chandler	@ Akron	ND	3.1 IP, 4 H, 2 R, 2 BB, 4 SO	W, 4-3 (10)
2025	Hunter Barco	Chesapeake	ND	4.0, 3 H, 0 R, 1 BB, 3 K	L, 3-2

*Left game after one inning because game was suspended by rain

#Left game after facing one batter because game was suspended by rain

YEAR-BY-YEAR RESULTS IN HOME OPENERS

YEAR	DATE	OPPONENT	RESULT	ATT.	NOTES
1999	April 15	Bowie	W, 6-1	6,171	Six scoreless innings, seven strikeouts by starting pitcher Bronson Arroyo (W)
2000	April 7	Harrisburg	W, 7-3	6,133	Curve jump out to 5-0 lead to back five scoreless innings by Brian O'Conner (W)
2001	April 9	Reading	W, 6-3	6,220	Five-run first inning fuels Altoona's first win of the season
2002	April 4	Harrisburg	W, 7-5	6,408	Two runs in the eighth prove to be the difference
2003	April 10	Reading	W, 4-1	5,539	Sean Burnett (W) throws 5.2 scoreless innings for first Double-A win
2004	April 8	Portland	W, 3-2	5,667	Ian Snell (W) pitches five scoreless frames
2005	April 14	Erie	W, 4-3	6,182	Paul Maholm (W) allowed two unearned runs over six innings
2006	April 6	Trenton	W, 7-3	5,767	Rafael Alvarez tripled, scored on ground out to break 3-3 tie in eighth
2007	April 12	Reading	L, 7-6	4,555	Altoona's 5-4 lead crumbles with Reading's three-run eighth
2008	April 3	Reading	L, 8-3	5,736	Reading's four-run fourth chases Curve starter Kyle Bloom after eight runs allowed
2009	April 16	Erie	L, 3-0	5,174	Jamie Romak broke up no-hitter with two-out double in the 9th; TJP, 0 H by Erie's Alfredo Figueroa
2010	April 8	Harrisburg	W, 5-1	4,252	Michael Crotta (W) pitches six IP, one hit, one-run frames; Four Altoona runs in fifth
2011	April 14	Richmond	W, 2-0	4,604	Akron Thompson (W) 6 scoreless IP; Miles Durham HR-double in 4th; Jordy Mercer solo-HR in 5th
2012	April 5	Erie	W, 7-4	5,354	Curve tied 14 hits from every member of the lineup
2013	April 11	Harrisburg	W, 5-4	3,647	Casey Sadler (W) pitches 6 innings, 3 runs allowed; 3 hits, HR by Jarek Cunningham
2014	April 5	Erie	L, 2-0	4,139	Erie swept doubleheader; First two games on April 3 and 4 postponed
2015	April 16	Akron	W, 2-1 (11)	4,464	First home opener to go to extra innings; Eric Wood walk-off walk
2016	April 7	Harrisburg	L, 10-6	4,027	Harrisburg 8 runs from sixth inning on, Curve scored 5 vs. Harrisburg bullpen
2017	April 13	Akron	W, 3-2	7,313	Two homers by Kevin Kramer, including tie-breaker in eighth inning
2018	April 5	Akron	W, 5-5	5,024	Curve stun Akron with six-run eighth; Logan Hill go-ahead three-run HR
2019	April 11	Akron	W, 3-2 (12)	5,023	Six scoreless, one-hit innings by Cam Vieaux; Bligh Madris walk-off single
2021	May 4	Bowie	L, 12-2	2,500	First game in 614 days at PNG Field; Curve pitchers set franchise record for K's (17)
2022	April 8	Harrisburg	L, 6-4	4,339	Trailed 6-0 after T4, Matt Frazier and Liover Peguero each hit 2-run HR's
2023	April 6	New Hampshire	L, 8-2	5,005	12 runners left on base; Matt Gorski (solo HR, HBP, BB, 1B), Henry Davis (1B, BB, HBP)
2024	April 9	Harrisburg	W, 8-7	5,213	Curve rally from 7-2 deficit after 4 innings to earn win, A. Shackelford 2 HR, 5 RBI
2025	April 4	Chesapeake	L, 3-2	4,617	Hunter Barco spun 4.0 scoreless innings, Curve bullpen allowed 3R across 7th-9th

YEAR-BY-YEAR RESULTS ON JULY 4

YEAR	SITE	OPPONENT	RESULT	ATT.	NOTES
1999	Erie	Erie	W, 14-4	2,449	Craig Wilson grand slam, five total RBIs; two HRs, four RBIs by Tike Redman
2000	ALTOONA	Reading	W, 10-6	7,443	Reading plates six in ninth, spots strong start by Sam McConnell (7 IP, 3 R, 1 ER)
2001	Akron	Akron	W, 10-6	6,067	Shaun Skrehot triples twice, doubles; Four-run sixth opened up Altoona lead
2002	ALTOONA	Reading	L, 4-0	8,139	Reading's Ken Pumphrey spins complete-game, five-hit shutout
2003	ALTOONA	Erie	W, 11-5	9,137	Sean Burnett (W, 7 IP, 10 H, 4 R) earns 10th win behind big offensive output
2004	ALTOONA	Harrisburg	W, 2-0 (8)	9,163	Rain-shortened; Neal McDade (W) gets win after 7 scoreless innings, two Curve runs in 7th
2005	ALTOONA	Erie	L, 5-4	8,712	Jose Bautista HR in 4th inning, Josh Bonifay two-run HR in 9th pulls Curve within one
2006	Reading	Reading	L, 5-0	5,823	Reading's Zack Segovia seven-hit, complete-game shutout; Two-HR, four-RBI game for Gary Burnham
2007	Trenton	Trenton	L, 10-0 (5)	7,575	Curve shortened; Brett Smith pitched no-hitter; Trenton hit 7 doubles and RBIs from 6 innings
2008	ALTOONA	Harrisburg	L, 12-2	8,288	Curve bullpen tagged for 11 runs after five one-run innings by Kyle Bloom
2009	ALTOONA	Bowie	W, 1-0	8,151	Sixth-inning single by Miles Durham plates game's only run
2010	Reading	Reading	L, 6-4	7,625	Vance Worley (6 IP, 3 R) out-pitched Jared Hughes (5.2 IP, 6 R)
2011	ALTOONA	Akron	L, 7-1	7,920	Joe Beigel makes rehab start (1 IP, 0 R); Akron scores all 7 runs in 5 innings vs. Jeff Locke
2012	ALTOONA	Reading	L, 1-0	8,485	Second-inning error leads to only run of the game
2013	ALTOONA	Erie	W, 15-7	8,422	Three hits, two doubles and four RBIs by Carlos Paulino; 17 hits total by Curve
2014	ALTOONA	Harrisburg	W, 4-2	8,845	Justin Howard's pinch-hit, two-run homer breaks 1-1 tie in sixth inning
2015	ALTOONA	Harrisburg	L, 11-9	8,774	26 total hits and 10 extra-base hits combined; 8 strikeouts on 5 IP by Tyler Glasnow
2016	Akron	Akron	L, 5-3	8,221	Middle-inning, solo homers by Claudio Bautista and Clint Frazier make the difference
2017	ALTOONA	Binghamton	W, 6-0	8,176	8 scoreless innings by Tanner Anderson (W); Kevin Newman knocks in 4 runs, hits two-run HR
2018	ALTOONA	Trenton	L, 9-3	8,573	Trenton cranks out 14 hits, Ryan Bollinger (W) strikes out nine over 6 IP
2019	ALTOONA	Erie	W, 6-5 (10)	8,804	Walk-off, two-run 2B by Robbie Glendinning, first walk-off win & extra-inning game on July 4
2021	Hartford	Hartford	L, 9-6	6,850	Curve homer four times, but surrender six runs across 5th-7th inning in defeat
2022	Akron	Akron	--	--	Did not play because of civil unrest in city of Akron
2023	ALTOONA	Erie	L, 6-4	8,798	Matt Gorski homered twice, Abraham Gutierrez walked in all four PA's
2024	ALTOONA	Harrisburg	W, 1-0	8,905	Harrington 7.0 IP, 4 H, 2 BB, 8 K, Siani RBI accounted for lone run, 7th-largest crowd in PNG History
2025	Harrisburg	Harrisburg	W, 5-1	7,584	A. Kelly 5.2 IP, 0 R, 6 K, 0. Alfonso and K. Pichardo solo HR, 6th win in a row for ALT

CURVE RECORD ON HOLIDAYS

The Curve play on five holidays each year. A complete record of the team's performance on those days is listed below.

HOLIDAY	OVERALL	HOME	ROAD	HOLIDAY	OVERALL	HOME	ROAD
Mother's Day	13-14 ¹	5-7	8-7	Independence Day	11-14 ⁴	8-9	3-5
Memorial Day	9-12 ²	2-7	7-5	Labor Day	9-12 ⁵	4-6	5-6
Father's Day	14-11 ³	7-7	7-4				

¹Split a doubleheader at Harrisburg in 2007, Rained out in Altoona in 2021, split a doubleheader vs. Somerset in 2024

²Played a doubleheader vs. Binghamton in 2000 and rained out in 2004 vs. New Britain, did not play in 2022-25 (off day)

³Rained out at Binghamton in 2019

⁴Did not play in 2022 due to civil unrest in city of Akron

⁵6-game series began in 2021, Curve last played on Labor Day on 9/2/19, a 1-0 loss at Harrisburg

HISTORY/RECORDS

TEAM AWARDS

1999

Most Valuable Player..... Adam Hyzdu
Fireman of the Year..... Matt Duff

2000

Most Valuable Player..... Adam Hyzdu
Fireman of the Year..... Brian Smith

2001

Most Valuable Player..... Shaun Skrehot
Fireman of the Year..... Tony Pavlovich

2002

Most Valuable Player..... Carlos Rivera
Fireman of the Year..... Chris Spurling

2003

Most Valuable Player..... Sean Burnett
Fireman of the Year..... Todd Ozias

2004

Most Valuable Player..... Chris Duffy
Fireman of the Year..... Jeff Miller
Teammate of the Year..... Nate McLouth

2005

Most Valuable Player..... Jose Bautista
Pitcher of the Year..... Brady Borner
Teammate of the Year..... Josh Bonifay
King of Swing..... Josh Bonifay

2006

Most Valuable Player..... Brett Roneberg
Pitchers of the Year..... Shane Youman
..... Landon Jacobsen
Unsung Hero..... Brandon Chavez
King of Swing..... Ray Sadler

2007

Most Valuable Player..... Steve Pearce
Pitcher of the Year..... Matt Peterson
Unsung Hero..... Brian Peterson
King of Swing..... Adam Boeve

2008

Most Valuable Player..... Jonel Pacheco
Pitcher of the Year..... Juan Mateo
Unsung Hero..... Milver Reyes
Big Plays of the Year..... Brad Corley

2009

Most Valuable Player..... Pedro Alvarez
Pitcher of the Year..... Yoslan Herrera
Unsung Hero..... Miguel Perez

2010

Most Valuable Player..... Hector Gimenez
Pitcher of the Year..... Rudy Owens
Fireman of the Year..... Daniel Moskos
Unsung Hero..... Josh Harrison
Iron Man of the Year..... Matt Hague

2011

Most Valuable Player..... Starling Marte
Pitcher of the Year..... Kyle McPherson
Fireman of the Year..... Bryan Morris
Unsung Hero..... Mike Colla
Iron Man of the Year..... Brock Holt

2012

Most Valuable Player..... Brock Holt
Pitcher of the Year..... Phil Irwin
Fireman of the Year..... Vic Black
Unsung Hero..... Matt Curry

2013

Most Valuable Player..... Alex Dickerson
Pitcher of the Year..... Casey Sadler
Unsung Heroes..... Justin Howard
..... David Bornberg
Fireman of the Year..... Luis Sanz
Iron Man of the Year..... Jarek Cunningham

2014

Most Valuable Player..... Elias Diaz
Pitcher of the Year..... Adrian Sampson
Fireman of the Year..... Kenn Kasperek
Unsung Hero..... Drew Maggi
Iron Man of the Year..... Willy Garcia

2015

Most Valuable Player..... Max Moroff
Pitcher of the Year..... Chad Kuhl
Fireman of the Year..... Jhondaniel Medina
Unsung Hero..... Adam Frazier

2016

Most Valuable Player..... Barrett Barnes
Pitcher of the Year..... Cody Dickson
Fireman of the Year..... Montana DuRapau
Unsung Heroes..... Jonathan Schwind
..... Eric Wood
Iron Man of the Year..... Erich Weiss

2017

Most Valuable Player..... Edwin Espinal
Pitchers of the Year..... Alex McRae
..... Austin Coley
Fireman of the Year..... Tate Scioneaux
Unsung Hero..... Jerrick Suiter

2018

Most Valuable Player..... Will Craig
Pitcher of the Year..... Cam Vieaux
Defender of the Year..... Ke' Bryan Hayes
Unsung Hero..... Jordan George
Teammate of the Year..... Logan Rattledge
Fan Appreciation Award..... Cole Tucker

2019

Most Valuable Player..... Jared Oliva
Pitchers of the Year..... Pedro Vasquez
..... Beau Sulser
Fireman of the Year..... Matt Eckelman
Unsung Hero..... Brett Pope

2021

Most Valuable Player..... Mason Martin
Pitcher of the Year..... Trey McGough
Fireman of the Year..... Cam Alldred
Unsung Hero..... Josh Bissonette

2022

Most Valuable Player..... Jared Triolo
Pitcher of the Year..... Luis Ortiz
Fireman of the Year..... J.C. Flowers
..... Tahnaj Thomas
Unsung Hero..... Andres Alvarez

2023

Most Valuable Player..... Liover Peguero
Pitcher of the Year..... Jared Jones
Fireman of the Year..... Nick Dombkowski
..... Cameron Junker
Unsung Hero..... Claudio Finol

2024

Most Valuable Player..... Kervin Pichardo
Pitcher of the Year..... Bubba Chandler
Fireman of the Year..... Eddy Yean
Unsung Hero..... Sammy Siani

2025

Most Valuable Player..... Nick Cimillo
Pitcher of the Year..... Alessandro Ercolani
Fireman of the Year..... Justin Meis
Unsung Hero..... Mitch Jebb

1999 CURVE (67-73)

PLAYER	AVG	G	AB	R	H	2B	3B	HR	RBI	BB	SO	SB	CS
Asche, Mike	.412	7	17	3	7	2	0	0	3	1	3	1	1
Bieser, Steve	.209	40	148	24	31	5	2	4	23	21	32	3	4
Bryant, Matt	.250	12	24	1	6	0	0	0	1	2	7	0	0
Cruz, Ivan	.154	3	13	1	2	1	0	0	3	1	8	0	0
DeHaan, Kory	.268	47	190	26	51	13	2	3	24	11	46	14	6
Dunn, Todd	.167	8	30	0	5	2	0	0	2	2	10	0	1
Figueroa, Luis	.263	131	418	61	110	15	5	3	50	52	44	9	9
Haad, Yamid	.182	43	137	20	25	3	0	6	10	19	32	7	3
Haverbusch, Kevin	.286	93	332	57	95	22	2	14	61	12	60	6	4
Hernandez, Alex	.257	126	475	76	122	26	3	15	63	54	110	11	8
Hyzdu, Adam	.316	91	345	64	109	26	2	24	78	40	62	8	4
Iglesias, Luis	.281	31	89	13	25	6	0	6	16	14	26	0	1
Jorgensen, Tim	.130	7	23	1	3	1	0	0	2	0	6	0	0
Long, Garrett	.245	109	355	61	87	12	4	18	56	63	100	6	6
Lorenzana, Luis	.216	34	74	9	16	2	1	2	8	14	17	0	0
Mackowiak, Rob	.262	53	195	21	51	15	3	3	27	8	34	0	2
McConnell, Sam	.250	13	4	0	1	0	0	0	1	1	1	0	0
Patzke, Jeff	.298	53	198	31	59	12	1	2	25	33	45	4	2
Redman, Tike	.269	136	532	84	143	20	12	3	60	52	52	29	16
Robertson, Mike	.280	46	175	31	49	12	0	9	28	24	26	0	3
Rosario, Melvin	.241	26	87	11	21	9	0	1	11	6	15	0	0
Secrist, Reed	.168	36	95	9	16	5	0	0	10	13	23	0	0
Sweet, Jon	.257	37	105	15	27	5	1	2	13	11	15	0	1
Ward, Turner	.000	1	3	1	0	0	0	0	0	2	2	0	0
Wehner, John	.167	4	12	2	2	0	0	0	2	0	0	1	1
Wilson, Craig	.268	111	362	57	97	21	3	20	69	40	104	1	3
Wimmer, Chris	.252	27	107	9	27	5	2	1	6	8	12	5	2
Wright, Ron	.213	24	80	2	17	6	0	0	4	9	27	0	0
TOTALS	.258	140	4723	695	1218	249	43	138	664	519	964	105	78

HISTORY RECORDS

PLAYER	W-L	ERA	G	GS	CG	SHO	SV	IP	H	R	ER	HR	BB	SO
Ah Yat, Paul	8-4	3.02	16	15	0	0	0	95.1	86	41	32	6	30	90
Arroyo, Bronson	15-4	3.65	25	25	2	1	0	153.0	167	73	62	15	58	100
Ayers, Mike	0-0	1.59	11	0	0	0	0	17.0	10	4	3	1	11	16
Baron, Jim	9-9	3.97	29	20	0	0	0	145.0	141	73	64	13	44	75
Beltran, Alonso	0-2	9.00	13	0	0	0	1	18.0	27	18	18	2	9	18
Brown, Alvin	4-1	6.49	7	6	0	0	0	26.1	29	22	19	0	17	15
Burgos, Enrique	0-1	2.25	5	0	0	0	0	4.0	1	1	1	0	3	2
Christiansen, Jason	0-0	0.00	2	1	0	0	0	3.0	1	0	0	0	1	2
Cordova, Francisco	1-1	4.66	2	2	0	0	0	9.2	13	8	5	0	4	12
Daniels, David	2-2	2.67	55	0	0	0	8	67.1	55	21	20	6	19	63
Davis, Kane	4-6	3.78	16	16	0	0	0	95.1	97	51	40	5	41	53
Donnelly, Brendan	0-0	7.71	2	0	0	0	1	2.1	4	2	2	0	2	0
Dougherty, Tony	0-0	7.47	9	0	0	0	0	15.2	29	19	13	3	7	6
Duff, Matt	2-4	2.81	44	0	0	0	12	57.2	43	19	18	5	35	59
Dunbar, Matt	3-5	3.42	49	0	0	0	2	47.1	35	19	18	2	23	35
France, Aaron	4-5	3.67	33	11	0	0	0	95.2	79	50	39	8	48	70
Garcia, Al	0-0	4.50	2	0	0	0	0	4.0	6	4	2	0	3	1
Giard, Ken	2-2	1.71	38	0	0	0	6	42.0	34	12	8	1	25	48
Gonzalez, Mike	2-3	8.10	7	5	0	0	0	26.2	34	25	24	4	19	31
Long, Joey	0-0	5.91	8	0	0	0	0	10.2	16	8	7	3	4	5
Martinez, Javier	0-0	6.10	10	0	0	0	0	10.1	11	8	7	1	14	16
Mathews, Del	1-1	6.00	9	0	0	0	0	12.0	21	15	8	2	6	8
McConnell, Sam	1-7	6.64	13	12	1	0	0	62.1	82	52	46	7	33	40
O'Connor, Brian	7-11	4.70	28	27	1	0	0	153.1	152	98	80	10	92	106
Pena, Alex	1-0	3.86	9	0	0	0	0	21.0	22	12	9	2	9	20
Runion, Tony	1-4	3.59	31	0	0	0	2	42.2	52	23	17	3	9	39
Secrist, Reed	0-0	0.00	1	0	0	0	0	1.0	1	0	0	0	0	0
Wilkins, Marc	0-1	1.50	4	0	0	0	0	6.0	4	2	1	0	4	5
TOTALS	67-73	4.07	140	140	4	5	32	1244.2	1252	680	563	99	570	935



2000 CURVE (74-68)

Curve

PLAYER	AVG	G	AB	R	H	2B	3B	HR	RBI	BB	SO	SB	CS
Bass, Jayson	.244	19	45	7	11	0	0	0	5	5	8	3	0
Beimel, Joe	.250	10	8	3	2	1	0	0	0	1	4	0	0
Brown, Adrian	.000	2	5	1	0	0	0	0	0	3	1	0	0
Burton, Darren	.328	63	229	44	75	8	2	5	33	23	42	3	0
Cota, Humberto	.261	112	429	49	112	20	1	8	44	21	80	6	4
Duff, Matt	.400	48	5	0	2	0	0	0	0	0	1	0	0
Evans, Lee	.237	32	118	18	28	4	1	1	8	14	28	1	1
Figueroa, Luis	.284	94	342	45	97	10	4	1	28	37	32	14	5
Figniss, Wilburn	.239	121	348	50	83	16	1	11	52	68	82	4	4
Haad, Yamid	.197	59	183	24	36	7	0	4	13	18	44	1	1
Haverbusch, Kevin	.279	43	140	23	39	3	1	5	21	11	15	2	2
Hernandez, Alex	.337	50	199	28	67	16	1	4	34	13	42	1	2
Hyzdu, Adam	.290	142	514	96	149	39	2	31	106	94	102	3	7
Lankford, Derrick	.293	96	314	41	92	16	2	10	40	47	60	4	1
Long, Garrett	.230	42	122	18	28	8	0	4	18	17	33	0	1
Lorenzana, Luis	.157	24	51	7	8	2	0	0	2	4	15	0	0
Mackowiak, Rob	.297	134	526	82	156	33	4	13	87	22	96	18	5
McConnell, Sam	.125	20	8	0	1	0	0	0	1	1	4	0	0
Patterson, Jarrod	.139	11	36	1	5	1	0	0	4	3	11	0	0
Pickford, Kevin	.286	10	7	0	2	0	0	0	0	1	1	0	0
Pointer, Corey	.154	19	39	6	6	1	1	0	4	7	18	0	0
Sanders, Tracy	.184	26	76	11	14	4	0	4	12	12	29	0	0
Skrehot, Shaun	.228	57	158	14	36	4	1	0	9	16	32	7	2
Washington, Rico	.258	135	503	74	130	22	7	8	59	55	74	4	9
Williams, Keith	.256	36	121	14	31	5	0	3	17	16	29	3	1
Wilson, Jack	.252	33	139	17	35	7	2	1	16	14	17	1	3
TOTALS	.264	142	4764	682	1257	230	31	113	621	527	941	75	48

PLAYER	W-L	ERA	G	GS	CG	SHO	SV	IP	H	R	ER	HR	BB	SO
Alvarado, Carlos	3-0	4.11	16	1	0	0	1	30.2	31	16	14	2	18	27
Anderson, Jimmy	1-0	0.00	1	1	0	0	0	9.0	7	1	0	0	1	6
Ayers, Mike	3-2	3.24	38	0	0	0	1	58.1	47	30	21	2	29	49
Beimel, Joe	1-6	4.16	10	10	1	0	0	62.2	72	38	29	8	21	28
Burton, Darren	0-0	0.00	1	0	0	0	0	1.0	0	0	0	0	0	0
Carrasco, D.J.	1-1	8.36	9	0	0	0	0	14.0	16	14	13	0	13	10
Clontz, Brad	0-0	1.93	4	0	0	0	0	4.2	4	2	1	0	1	4
Duff, Matt	0-4	3.93	47	0	0	0	6	55.0	50	31	24	1	36	61
France, Aaron	5-2	3.44	22	12	0	0	0	81.0	83	41	31	4	27	57
Grabow, John	8-7	4.33	24	24	1	0	0	145.1	145	81	70	10	65	109
Guy, Brad	4-6	3.53	54	1	0	0	7	81.2	82	35	32	3	25	37
Guzman, Wilson	10-4	3.02	18	18	3	1	0	119.1	99	49	40	6	45	77
Lankford, Derrick	0-0	0.00	2	0	0	0	0	4.0	2	0	0	0	4	2
Loiselle, Rich	0-1	5.27	13	0	0	0	2	13.2	17	9	8	1	6	18
Manzueta, Roberto	0-1	5.06	8	2	0	0	0	21.1	26	16	12	0	13	14
Martin, Jeff	0-2	4.64	17	0	0	0	0	21.1	28	16	11	2	15	16
Mattson, Rob	1-1	6.32	7	6	0	0	0	37.0	48	33	26	4	16	19
McConnell, Sam	9-2	1.61	20	13	3	1	0	106.0	83	24	19	3	26	61
O'Connor, Brian	12-4	3.76	22	22	4	0	0	129.1	120	69	54	4	61	76
Osteen, Gavin	0-0	0.00	1	0	0	0	0	1.2	1	0	0	0	2	2
Padua, Geraldo	1-6	6.97	9	9	0	0	0	41.1	59	42	32	3	20	31
Pickford, Kevin	0-5	9.97	10	4	0	0	0	21.2	38	29	24	2	14	9
Rosengren, John	2-1	7.17	22	0	0	0	3	21.1	17	17	1	1	21	24
Sak, Jim	0-1	10.80	7	0	0	0	0	5.0	2	9	6	1	13	5
Smith, Brian	3-4	0.99	22	0	0	0	12	27.1	14	6	3	0	8	23
Sparks, Steve	6-7	4.77	23	17	3	2	0	109.1	103	66	58	6	54	66
Wimberly, Larry	4-1	6.86	10	2	0	0	0	21.0	29	22	16	4	11	25
TOTALS	74-68	4.06	142	142	16	8	32	1244.0	1223	696	561	67	565	856



HISTORY RECORDS

2001 CURVE (63-79)

HISTORY/RECORDS

PLAYER	AVG	G	AB	R	H	2B	3B	HR	RBI	BB	SO	SB	CS
Alvarez, Tony	.319	67	254	34	81	16	1	6	25	9	30	17	11
Barns, B.J.	.220	30	109	12	24	6	2	6	15	7	37	3	1
Bass, Jayson	.235	67	170	18	40	14	3	1	13	10	47	9	5
Brown, Adrian	.333	7	30	7	10	1	1	0	1	7	7	1	2
Bruce, Mo	.118	10	34	4	4	1	0	0	2	4	11	0	2
Burton, Darren	.288	85	299	36	86	15	2	7	32	23	62	5	1
Davis, J.J.	.250	67	228	21	57	13	3	4	26	21	79	2	5
Doumit, Ryan	.250	2	4	0	1	0	0	0	2	1	1	0	0
Evans, Lee	.248	118	428	53	106	21	8	11	48	37	116	12	5
France, Aaron	.250	7	4	0	1	0	0	0	1	0	0	0	0
Galvez, Randy	.188	15	16	2	3	0	0	0	1	0	9	0	0
Green, Scarborough	.253	27	91	10	23	1	0	0	6	6	19	10	0
Haad, Yamid	.000	1	3	0	0	0	0	0	0	0	0	0	0
Haverbusch, Kevin	.261	43	153	17	40	10	2	2	19	5	23	1	1
House, J.R.	.258	112	426	51	110	25	2	11	56	37	103	1	2
Langston, Jay	.282	28	103	9	29	3	1	0	7	2	22	0	1
Lankford, Derrick	.158	6	19	2	3	1	1	0	2	2	6	0	0
Mann, Derek	.000	1	3	0	0	0	0	0	0	0	6	0	0
Martin, Justin	.329	63	161	20	53	7	0	0	13	14	21	16	6
Meier, Dan	.256	97	312	43	80	14	4	13	38	45	80	1	2
Monahan, Shane	.296	21	71	9	21	6	1	2	10	4	12	1	1
Paz, Richard	.238	85	248	30	59	15	1	4	30	52	55	7	6
Petersen, Chris	.210	38	100	7	21	6	1	0	11	17	5	1	2
Reid, Justin	.214	17	14	3	3	1	0	0	0	1	20	0	0
Rivera, Carlos	.234	111	389	44	91	30	0	10	50	13	71	0	2
Secrist, Reed	.071	4	14	0	1	0	0	0	1	1	6	0	0
Skrehot, Shaun	.267	117	468	61	125	30	6	6	45	30	63	24	15
Smith, Brian	.000	2	1	0	0	0	0	0	0	0	1	0	0
Stoner, Mike	.252	42	135	15	34	7	1	3	21	2	21	0	3
Washington, Rico	.302	75	291	31	88	17	0	4	29	21	49	5	5
Wehner, John	.228	25	92	10	21	3	0	0	8	3	11	4	0
TOTALS	.258	142	4760	557	1226	267	38	91	514	376	1027	120	78

PLAYER	W-L	ERA	G	GS	CG	SHO	SV	IP	H	R	ER	HR	BB	SO
Alvarado, Carlos	5-7	3.36	26	10	0	0	0	83.0	74	46	31	6	29	73
Ayers, Mike	1-1	2.25	7	0	0	0	0	8.0	8	3	0	0	3	6
Bennett, Jeff	0-1	3.86	1	0	0	0	0	7.0	9	2	2	0	2	6
Burnside, Adrian	0-2	3.62	6	6	0	0	0	32.1	28	15	13	3	14	32
Burton, Darren	0-0	18.00	1	0	0	0	0	1.0	3	2	0	0	1	2
Camp, Shawn	4-0	4.24	8	3	0	0	0	23.1	25	14	11	3	8	19
Carrasco, D.J.	2-2	4.14	27	1	0	0	1	37.0	34	22	17	2	25	35
Chaney, Mike	0-0	6.75	4	0	0	0	0	9.1	18	7	7	1	2	2
Chrysler, Clint	4-3	3.28	51	0	0	0	3	49.1	52	24	18	3	12	31
Cordova, Francisco	0-0	4.15	1	1	0	0	0	4.1	6	2	2	0	1	4
Diorio, Mike	1-4	7.91	18	0	0	0	0	33.0	40	34	29	5	19	14
Donaldson, Bo	3-1	3.10	17	0	0	0	5	20.1	12	7	7	2	7	22
France, Aaron	1-2	5.68	7	5	0	0	0	25.1	36	19	16	4	10	17
Galvez, Randy	5-6	3.45	15	15	0	0	0	86.0	93	40	33	3	22	45
Garcia, Mike	2-0	0.45	18	0	0	0	4	20.0	15	1	0	0	4	15
Gonzalez, Mike	5-4	3.71	14	14	1	1	0	87.1	81	38	16	5	36	66
Grabow, John	2-5	3.38	10	10	0	0	0	50.2	30	23	19	1	39	42
Guy, Brad	3-4	4.03	28	4	0	0	4	51.1	59	32	23	3	17	30
Lopez, Jose	1-2	4.83	6	5	0	0	0	31.2	38	20	17	3	11	23
Manzueta, Roberto	1-1	5.40	12	0	0	0	0	20.0	19	13	12	0	11	14
McDade, Neal	2-5	4.05	19	9	0	0	0	73.1	85	38	33	3	24	55
Mulholland, Terry	0-2	3.86	2	2	0	0	0	2.1	5	3	1	0	1	3
Padua, Geraldo	0-1	9.69	10	0	0	0	0	13.0	17	14	14	5	6	10
Pavlovich, Tony	0-3	2.98	31	0	0	0	12	42.1	38	15	14	0	13	26
Paz, Rich	1-0	0.00	1	0	0	0	0	1.0	0	0	0	0	1	0
Phillips, Jason	0-1	10.00	6	1	0	0	0	9.0	18	11	10	0	4	4
Reid, Justin	5-5	2.54	17	16	1	1	0	110.0	104	38	31	5	14	70
Rodriguez, Frank	0-0	4.82	7	0	0	0	0	9.1	9	6	5	0	8	5
Schmidt, Jason	0-1	0.96	3	3	0	0	0	9.1	7	1	1	0	1	17
Silva, Jose	0-0	0.00	2	0	0	0	0	1.1	2	0	0	0	1	2
Smith, Brian	1-0	0.00	2	0	0	0	0	4.1	3	0	0	0	0	3
Sparks, Steve	1-4	3.76	7	6	1	0	0	38.1	31	19	16	2	25	32
Spurting, Chris	5-7	3.11	34	15	0	0	1	121.2	133	48	42	9	28	63
Wehner, John	0-1	11.57	2	0	0	0	0	2.1	5	3	3	0	1	2
Williams, David	5-2	2.61	9	8	1	0	0	58.2	45	17	17	8	12	39
Wimberly, Larry	3-2	4.17	24	7	0	0	0	69.0	75	36	32	7	18	43
TOTALS	63-79	3.73	142	142	4	8	30	1245.2	1257	613	516	83	430	872



2002 CURVE (72-69)

PLAYER	AVG	G	AB	R	H	2B	3B	HR	RBI	BB	SO	SB	CS
Alvarez, Tony	.318	125	507	79	161	37	1	15	59	27	71	29	18
Benson, Kris	.000	1	2	0	0	0	0	0	0	0	2	0	0
Brown, Jason	.170	18	47	3	8	5	0	0	5	5	21	0	0
Burnside, Adrian	.238	33	21	2	5	0	1	0	3	0	7	0	0
Caruso, Joe	.250	47	148	19	37	5	2	3	20	8	16	3	3
Chrysler, Clint	.667	51	3	0	2	0	0	0	0	0	0	0	0
Davis, J.J.	.287	101	348	51	100	17	3	20	62	33	101	7	4
Derosso, Tony	.192	72	182	22	35	5	4	8	33	27	48	2	0
Garrett, Shawn	.290	131	489	71	142	24	8	11	73	33	88	19	6
Gonzalez, Mike	.357	16	14	1	5	0	0	0	1	0	4	0	0
Grabow, John	.133	28	15	2	2	0	1	0	0	2	4	0	0
Guy, Brad	.000	26	4	0	0	0	0	0	0	0	2	0	0
Haverbusch, Kevin	.292	35	130	18	38	7	0	5	16	4	21	4	2
House, J.R.	.264	30	91	9	24	6	0	2	11	13	21	0	0
King, Brad	.264	45	129	28	34	4	0	3	12	30	24	1	1
Lemonis, Chris	.000	6	17	1	0	0	0	0	0	2	1	1	0
Lopez, Jose	.250	11	4	1	1	0	0	0	0	0	1	0	0
McDade, Neal	.000	49	6	0	0	0	0	0	0	1	3	0	0
Meadows, Randy	.126	48	111	16	14	2	0	2	8	6	29	2	1
Meier, Dan	.245	78	237	27	58	10	2	6	33	23	66	2	3
Montgomery, Matt	-	44	0	0	0	0	0	0	0	0	0	0	0
O'Connor, Brian	.250	24	8	0	2	0	0	0	0	2	1	0	0
Pachot, John	.262	94	321	31	84	29	0	3	44	6	31	1	0
Reid, Justin	.182	25	22	2	4	0	1	0	1	0	8	0	0
Rios, Armando	.000	1	2	0	0	0	0	0	0	1	0	0	0
Rivera, Carlos	.302	128	494	67	149	28	2	22	84	27	75	1	1
Rodriguez, Victor	.293	61	188	29	55	6	0	3	20	9	20	3	0
Sefcik, Kevin	.308	126	467	69	144	32	2	2	51	44	42	12	8
Shaffar, Ben	.000	18	9	0	0	0	0	0	0	0	7	0	0
Skrehot, Shaun	.240	80	312	40	75	15	3	2	25	23	60	9	4
Spurling, Chris	.250	52	4	0	1	1	0	0	0	0	3	0	0
Vogel song, Ryan	.200	8	5	1	1	0	0	0	0	0	1	0	0
Washing ton, Rico	.223	112	359	53	80	11	3	8	34	60	66	3	4
Weichard, Paul	.000	1	1	0	0	0	0	0	0	0	1	0	0
Wimberly, Larry	.000	26	6	0	0	0	0	0	0	0	4	0	0
TOTALS	.268	141	4703	642	1261	244	33	115	596	386	849	99	55

PLAYER	W-L	ERA	G	GS	CG	SHO	SV	IP	H	R	ER	HR	BB	SO
Benson, Kris	1-0	1.29	1	1	0	0	0	7.0	5	1	1	1	0	7
Burnside, Adrian	6-9	4.55	32	23	0	0	0	130.2	120	70	66	18	67	122
Chrysler, Clint	3-2	3.97	51	0	0	0	3	56.2	55	29	25	7	21	26
Deschenes, Marc	0-0	3.00	3	0	0	0	3	3.0	3	1	1	0	0	4
Dougherty, Jim	1-1	5.06	7	0	0	0	0	10.2	13	6	6	1	7	5
Gonzalez, Mike	8-4	3.80	16	16	0	0	0	85.1	77	38	36	4	47	82
Grabow, John	8-13	5.47	28	27	1	1	0	146.1	181	94	89	10	47	97
Gravelle, Nick	0-0	18.00	1	0	0	0	0	1.0	3	2	2	1	0	0
Guy, Brad	3-2	3.17	26	5	1	1	1	76.2	87	31	27	7	16	40
Looney, Brian	0-0	1.17	4	0	0	0	0	7.2	5	1	1	1	1	3
Lopez, Jose	0-2	6.75	10	4	0	0	0	21.1	30	20	16	2	7	8
McDade, Neal	8-3	3.91	49	0	0	0	3	78.1	85	36	34	11	16	51
Meadows, Randy	0-0	0.00	1	0	0	0	0	1.1	2	0	0	0	0	0
Montgomery, Matt	3-0	4.21	44	0	0	0	3	66.1	62	32	31	3	26	50
O'Connor, Brian	5-7	5.06	24	14	1	1	0	85.1	86	50	48	6	50	53
Palma, Rick	1-1	1.80	10	0	0	0	0	10.0	12	2	2	0	3	10
Pavlovich, Tony	0-0	13.50	1	0	0	0	0	1.1	4	2	2	0	0	0
Reid, Justin	11-8	4.33	25	25	1	0	0	153.2	151	87	74	21	28	108
Shaffar, Ben	8-7	3.15	18	18	1	0	0	111.1	110	46	39	6	40	97
Spurling, Chris	4-3	2.19	51	0	0	0	20	70.0	54	18	17	8	12	60
Vogel song, Ryan	1-5	5.56	8	8	0	0	0	43.2	47	27	27	5	10	35
Wimberly, Larry	1-2	4.05	26	0	0	0	1	53.1	49	25	24	4	18	36
TOTALS	72-69	4.19	141	141	5	9	34	1221.0	1241	618	568	116	416	894



HISTORY RECORDS

2003 CURVE (78-63)

PLAYER	AVG	G	AB	R	H	2B	3B	HR	RBI	BB	SO	SB	CS
Barns, B.J.	.184	22	38	3	7	0	0	0	2	4	11	0	2
Bonifay, Josh	.285	114	386	51	110	30	0	11	56	39	106	1	4
Caruso, Joe	.196	83	224	28	44	6	0	2	29	28	43	3	1
Castillo, Jose	.287	126	498	68	143	24	6	5	66	40	81	19	10
Duffy, Chris	.273	137	494	84	135	23	6	1	42	44	78	34	12
Garrett, Shawn	.288	124	468	68	135	29	6	13	67	36	96	20	7
Heintz, Chris	.258	78	271	28	70	12	4	2	26	19	24	0	0
House, J.R.	.333	20	63	12	21	6	0	2	11	5	11	0	0
Navarrete, Ray	.256	92	285	32	73	20	1	5	35	15	40	1	5
Nicholson, Kevin	.294	114	405	63	119	31	5	7	45	41	44	8	8
Paulino, Ronny	.226	46	159	19	36	6	1	6	19	12	35	0	2
Perry, Chan	.285	109	386	46	110	24	1	7	63	28	38	4	2
Roneberg, Brett	.281	125	442	60	124	29	4	10	61	40	56	12	6
Sadler, Ray	.264	14	53	8	14	5	0	1	7	3	16	0	0
Shelton, Chris	.279	35	122	17	34	10	1	0	14	8	23	0	1
Skrehot, Shaun	.276	89	304	41	84	15	3	1	33	27	48	12	7
Snusz, Chris	.053	6	19	0	1	0	0	0	0	0	6	0	0
TOTALS	.270	141	4739	636	1278	274	38	73	583	397	811	114	67

HISTORY RECORDS

PLAYER	W-L	ERA	G	GS	CG	SHO	SV	IP	H	R	ER	HR	BB	SO
Bennett, Jeff	4-4	2.72	33	2	0	0	1	59.2	45	22	18	2	23	62
Bonifay, Josh	0-0	9.00	1	0	0	0	0	1.0	2	1	1	0	0	0
Borner, Brady	3-2	3.96	17	0	0	0	0	25.0	24	11	11	4	10	19
Brooks, Frank	0-0	7.71	1	0	0	0	0	2.1	3	2	1	0	0	4
Burnett, Sean	14-6	3.21	27	27	2	1	0	159.2	158	60	57	2	29	86
Camp Shawn	0-2	4.34	18	0	0	0	0	29.0	26	14	14	2	11	35
Caruso, Joe	0-0	0.00	1	0	0	0	0	2.0	1	0	0	0	2	1
Chrysler, Clint	2-1	10.46	16	1	0	0	0	26.2	43	33	31	4	18	14
Connolly, Mike	7-8	3.39	25	23	0	0	0	127.1	123	55	48	10	38	90
Fordham, Tom	5-2	3.17	13	12	0	0	0	71.0	71	27	25	5	18	59
Gonzalez, Mike	0-0	1.23	5	0	0	0	1	7.1	4	1	1	1	2	10
Grabow, John	6-1	3.36	24	9	0	0	0	83.0	87	34	31	9	19	73
Guy, Brad	1-2	5.79	8	1	0	0	0	14.0	16	9	9	0	2	9
Jacobsen, Landon	9-11	2.93	27	27	1	0	0	162.2	156	60	53	11	40	80
Johnston, Mike	6-2	2.12	46	0	0	0	7	72.1	49	17	17	4	27	65
Martinez, Anastacio	0-0	2.25	3	0	0	0	0	4.0	6	1	1	1	1	1
McDade, Neal	1-6	2.72	38	0	0	0	4	72.2	75	32	22	5	18	48
Oquendo, Ian (Snell)	4-0	1.96	6	6	0	0	0	36.2	36	13	8	2	10	23
Ozias, Todd	2-2	1.62	51	0	0	0	21	61.0	47	14	11	2	17	52
Palma, Rick	6-5	3.67	35	5	0	0	0	68.2	70	35	28	3	24	61
Shaffar, Ben	1-3	4.48	13	11	0	0	0	64.1	68	38	32	3	20	50
Snell, Ian	4-0	1.96	6	6	0	0	0	36.2	36	13	8	2	10	23
Van Benschoten, John	7-6	3.69	17	17	1	0	0	90.1	95	46	37	5	34	78
TOTALS	78-63	3.32	141	141	4	10	35	1240.2	1205	525	457	76	363	920



2004 CURVE (85-56)

PLAYER	AVG	G	AB	R	H	2B	3B	HR	RBI	BB	SO	SB	CS
Bonifay, Josh	.277	96	343	52	95	16	0	19	76	40	96	5	1
Borner, Brady	.077	39	13	1	1	0	0	0	0	1	2	0	0
Bradley, Bobby	.250	19	12	1	3	0	0	0	1	0	4	0	0
Bullington, Bryan	.136	26	22	1	3	0	0	0	0	0	7	0	0
Candelario, Eddi	.000	21	3	0	0	0	0	0	0	0	0	0	0
Chaves, Brandon	.222	41	108	16	24	2	3	1	15	19	20	2	0
Cockrell, Michael	.154	8	13	0	2	0	0	0	1	1	4	0	0
Connolly, Mike	.000	21	12	0	0	0	0	0	0	2	8	0	0
Cortes, Jorge	.281	37	139	17	39	8	1	6	19	13	24	0	1
Crudale, Mike	.333	23	3	0	1	0	0	0	0	1	1	0	0
De Caster, Yurendell	.279	97	330	54	92	18	1	15	42	22	78	4	2
De La Rosa, Tomas	.333	8	18	3	6	1	1	1	4	1	2	1	1
Doumit, Ryan	.262	67	221	31	58	20	0	10	34	21	49	0	1
Duffy, Chris	.309	113	453	84	140	23	6	8	41	33	77	30	8
Duke, Zach	.125	9	8	1	1	1	0	0	0	0	5	0	0
Eldred, Brad	.279	39	147	24	41	9	0	17	60	6	51	0	0
Evans, Tom	.308	33	120	25	37	9	1	4	22	18	20	4	1
Jacobsen, Landon	.100	15	10	0	1	0	0	0	1	0	3	0	0
Koppinger, Jeff	.334	82	323	45	108	17	2	1	33	27	17	10	6
Lorraine, Andrew	.000	6	1	0	0	0	0	0	0	0	0	0	0
Lundquist, Dave	.000	15	0	0	0	0	0	0	0	0	0	0	0
McDade, Neal	.111	32	9	1	1	0	0	0	0	0	4	0	0
McLouth, Nate	.322	133	515	93	166	40	4	8	73	48	62	31	7
Mendez, Donaldo	.132	23	76	7	10	5	0	0	3	6	22	0	0
Miller, Jeff	.000	52	4	0	0	0	0	0	0	0	2	0	0
Moriarty, Mike	.303	20	66	17	20	9	0	0	6	11	13	1	0
Navarrete, Ray	.238	50	130	15	31	5	1	2	17	11	20	0	0
Nicholson, Kevin	.217	77	258	28	56	13	2	4	36	23	37	2	0
Paulino, Ronny	.285	99	369	54	105	23	2	15	60	32	62	3	2
Pena, Rodolfo	.500	1	4	0	2	0	0	0	0	0	0	0	0
Peterson, Matt	.000	7	2	1	0	0	0	0	0	1	2	0	0
Sadler, Ray	.268	120	429	61	115	25	1	20	72	23	89	16	6
Serrano, Elio	.500	45	2	2	1	0	0	0	0	0	0	0	0
Shaffar, Ben	.000	8	1	0	0	0	0	0	0	0	0	0	0
Sheldon, Scott	.183	18	60	5	11	2	0	1	9	6	14	1	0
Skrehot, Shaun	.263	67	243	33	64	12	1	1	16	15	24	5	2
Snell, Ian	.143	26	14	1	2	1	0	0	1	1	6	0	0
Snusz, Chris	.183	36	120	11	22	4	1	1	6	9	29	0	0
Stein, Blake	.000	36	1	0	0	0	0	0	0	1	1	0	0
Thomas, Gary	.226	30	93	13	21	8	2	2	8	9	14	0	0
TOTALS	.272	141	4695	697	1279	270	28	135	656	400	871	115	39

HISTORY RECORDS

PLAYER	W-L	ERA	G	GS	CG	SHO	SV	IP	H	R	ER	HR	BB	SO
Agamenhonne, Brandon	3-1	4.29	20	0	0	0	0	35.2	36	18	17	4	12	39
Alcala, Jason	1-0	0.00	1	0	0	0	0	3.1	2	0	0	1	0	3
Bimeal, Matt	1-0	12.27	3	0	0	0	0	3.2	7	7	5	1	0	3
Borner, Brady	5-6	5.47	39	9	0	0	1	100.1	120	76	61	17	30	62
Bradley, Bobby	5-4	3.11	19	19	0	0	0	101.1	85	42	35	8	41	78
Bullington, Bryan	12-7	4.10	26	26	0	0	0	145.0	160	77	66	18	47	100
Candelario, Eddi	0-1	4.84	21	0	0	0	2	35.1	31	21	19	5	17	34
Connolly, Mike	8-7	4.71	21	21	0	0	0	112.2	124	65	59	10	41	103
Crudale, Mike	1-0	5.67	23	0	0	0	2	33.1	35	23	21	5	22	24
Duke, Zach	5-1	1.58	9	9	0	0	0	51.1	41	11	9	2	10	36
Harts, Jeremy	0-2	5.28	9	0	0	0	1	15.1	12	9	0	0	13	10
Jacobsen, Landon	5-2	4.99	15	14	0	0	0	70.1	83	46	39	8	23	47
Lorraine, Andrew	0-0	0.00	6	0	0	0	0	7.1	4	0	0	0	1	7
Lundquist, Dave	3-2	5.75	15	0	0	0	0	20.1	21	13	13	2	8	15
McDade, Neal	8-1	3.36	32	7	0	0	1	85.2	70	35	32	7	26	53
Miller, Jeff	5-4	2.91	52	0	0	0	18	68.0	48	25	22	8	28	79
O'Brien, Patrick	1-0	0.00	2	0	0	0	0	4.1	1	0	0	0	3	1
Peterson, Matt	3-2	6.25	7	7	0	0	0	36.0	36	25	25	7	22	29
Reid, Justin	0-1	9.00	1	1	0	0	0	3.0	6	4	3	1	3	1
Serrano, Elio	3-5	5.63	45	0	0	0	14	56.0	73	44	35	11	15	39
Shaffar, Ben	0-1	7.40	8	2	0	0	0	20.2	28	20	17	4	10	23
Sheldon, Scott	0-0	0.00	1	0	0	0	0	0.1	0	0	0	0	0	0
Snell, Ian	11-7	3.16	26	26	3	2	0	151.0	147	54	53	16	40	142
Stein, Blake	5-2	3.52	36	0	0	0	7	61.1	51	27	24	6	25	62
TOTALS	85-56	4.16	141	141	3	11	46	1222.2	1223	644	565	140	438	992



2005 CURVE (76-66)

PLAYER	AVG	G	AB	R	H	2B	3B	HR	RBI	BB	SO	SB	CS
Bautista, Jose	.283	117	445	63	126	27	1	23	90	48	101	7	3
Boeve, Adam	.288	47	160	24	46	9	1	5	23	22	54	5	2
Bonifay, Josh	.282	103	376	53	106	22	3	25	77	33	110	0	1
Buttler, Vic	.313	25	83	15	26	3	1	0	7	10	10	6	2
Chaves, Brandon	.215	52	172	20	37	6	2	0	8	16	38	2	2
Chiaffredo, Paul	.267	8	30	4	8	4	0	1	7	1	11	0	0
Clark, Howie	.373	31	110	15	41	3	0	2	13	19	5	2	1
Cortes, Jorge	.259	110	363	50	94	18	1	6	49	49	81	2	1
Davis, Rajai	.281	123	499	82	140	22	5	4	34	43	76	45	9
Eldred, Brad	.333	21	84	22	28	6	0	13	27	8	25	1	1
Evans, Tom	.278	99	338	62	94	24	3	15	55	51	91	8	3
Guzman, Javier	.236	68	263	27	62	9	1	3	24	10	46	8	5
Lee, Taber	.203	24	79	8	16	2	1	2	10	7	13	1	0
Lytle, Chaz	.217	6	23	3	5	1	0	0	1	1	5	2	0
Maldonado, Carlos	.252	82	278	27	70	14	0	7	34	35	63	0	1
Meath, Matt	.333	2	3	2	1	1	0	0	1	1	0	0	0
Mercedes, Victor	.326	12	43	7	14	2	1	2	6	2	5	0	0
Neuberger, Scott	.263	10	38	1	10	0	0	0	4	1	7	0	0
Paulino, Ronny	.292	43	168	24	49	6	0	6	20	15	30	3	0
Raymundo, Gregg	.232	23	56	5	13	3	0	0	2	3	12	0	0
Sadler, Ray	.244	62	209	23	51	17	2	5	23	17	54	4	4
Snusz, Chris	.258	22	66	5	17	3	0	1	1	4	13	0	0
Stansberry, Craig	.238	116	421	62	100	22	11	18	67	44	114	14	5
Thompson, Rich	.257	94	346	58	89	11	5	3	30	30	60	45	6
Wilson, Andy	.235	7	17	1	4	0	0	0	1	3	4	0	0
TOTALS	.263	142	4801	671	1262	236	38	141	617	485	1081	155	46

HISTORY/RECORDS

PLAYER	W-L	ERA	G	GS	CG	SHO	SV	IP	H	R	ER	HR	BB	SO
Borner, Brady	6-1	2.08	48	0	0	0	0	90.2	77	22	21	8	13	90
Candelario, Eddi	3-4	3.12	13	13	0	0	0	75.0	76	33	26	5	15	59
Capps, Matt	0-2	2.70	17	0	0	0	7	20.0	21	8	6	2	1	26
Connolly, Mike	5-6	3.32	15	15	1	0	0	84.0	90	35	31	4	24	60
Evans, Tom	0-0	0.00	1	0	0	0	0	0.1	1	0	0	0	0	1
Gorzelanny, Tom	8-5	3.26	23	23	1	1	0	129.2	114	50	47	6	46	124
Harts, Jeremy	1-2	8.08	29	0	0	0	0	39.0	33	42	35	4	53	46
Izquierdo, Hansel	7-5	4.51	24	17	0	0	0	103.2	104	61	52	6	41	84
Jacobsen, Landon	2-0	3.86	11	0	0	0	1	23.1	21	14	10	1	11	23
Johnson, James	5-4	3.33	31	1	0	0	1	51.1	50	25	19	4	16	54
Kaye, Justin	3-3	4.09	53	0	0	0	22	61.2	63	29	28	4	29	54
Maholm, Paul	6-2	3.20	16	16	0	0	0	81.2	73	32	29	5	26	75
Martin, Greg	0-1	16.87	3	0	0	0	0	2.2	5	5	5	0	1	0
Peterson, Matt	11-9	5.51	27	26	0	0	0	143.2	156	102	88	19	74	87
Roach, Jason	1-3	4.42	10	4	0	0	2	36.2	45	21	18	7	11	19
Sanchez, Romulo	1-0	3.60	2	2	0	0	0	10.0	11	4	4	2	4	5
Shaffar, Ben	2-3	3.44	44	0	0	0	9	73.1	73	33	28	6	26	69
Sharpless, Josh	1-0	2.89	7	0	0	0	0	9.1	6	3	3	0	3	13
Snusz, Chris	0-0	0.00	1	0	0	0	0	1.0	2	1	0	0	0	0
Stewart, Paul	6-10	4.92	26	20	0	0	0	120.2	143	78	66	19	44	76
Youman, Shane	8-6	3.92	44	5	0	0	2	101.0	102	54	44	10	48	77
TOTALS	76-66	4.00	142	142	2	5	44	1258.2	1266	652	560	112	486	1042



2006 CURVE (75-64)

PLAYER	AVG	G	AB	R	H	2B	3B	HR	RBI	BB	SO	SB	CS
Albaladejo, Jonathan	.000	6	2	0	0	0	0	0	0	0	71	0	0
Alvarez, Rafael	.250	78	244	31	61	6	4	4	26	23	0	0	0
Bixler, Brian	.301	60	226	36	68	13	1	3	19	16	57	6	2
Boeve, Adam	.333	38	138	26	46	7	2	3	24	18	35	3	2
Borner, Brady	.000	6	3	0	0	0	0	0	0	0	0	0	0
Buttler, Vic	.292	109	411	52	120	20	14	5	51	33	53	21	3
Casey, Sean	.273	3	11	1	3	0	0	0	2	1	0	0	0
Chapman, Travis	.275	11	40	4	11	3	3	1	7	4	6	0	0
Chaves, Brandon	.228	120	377	41	86	15	3	5	52	50	76	9	1
Chiavacci, Ron	.222	6	9	0	2	0	0	0	0	0	5	0	0
Connolly, Michael	.182	9	11	2	2	0	0	0	2	3	6	0	0
Doumit, Ryan	.333	4	15	4	5	3	0	0	4	0	1	0	0
Guzman, Javier	.268	129	485	57	130	23	5	7	40	25	64	12	8
Hernandez, Chris	.200	18	5	0	1	0	0	0	0	1	3	0	0
Jacobsen, Landon	.000	7	13	1	0	0	0	0	1	1	0	0	0
Lee, Taber	.216	46	102	9	22	3	2	1	5	5	29	3	0
Lytlee, Chaz	.111	5	9	1	1	0	0	0	0	1	1	0	0
Maldonado, Carlos	.278	5	18	1	5	2	0	0	0	6	0	0	0
Martinez, Octavio	.258	24	81	9	21	2	0	0	8	3	11	1	1
McCutchen, Andrew	.308	20	78	12	24	4	0	3	12	8	20	1	1
Morgan, Nyjer	.306	56	219	39	67	6	5	1	10	15	28	21	11
Parrish, David	.292	72	240	28	70	15	1	4	32	29	38	0	0
Perez, Franklin	.000	7	1	0	0	0	0	0	0	0	0	0	0
Peterson, Matt	.000	14	16	0	0	0	0	0	0	10	10	0	0
Pond, Simon	.249	128	461	64	115	32	3	13	78	59	121	3	3
Reyes, Milver	.193	49	166	9	32	4	0	0	11	6	19	0	0
Roach, Jason	.125	7	16	1	2	0	0	0	0	5	0	0	0
Rodriguez, Nerio	.000	2	3	0	0	0	0	0	0	0	0	0	0
Roneberg, Brett	.303	109	400	63	121	19	1	10	74	51	58	9	9
Sadtler, Ray	.234	86	282	38	66	9	5	15	46	34	88	5	3
Shortslef, Josh	.250	4	8	0	2	0	0	0	0	0	0	0	0
Stansberry, Craig	.258	72	260	46	67	18	3	10	30	31	62	8	3
Starling, Wardell	.368	8	18	2	7	3	1	1	6	1	5	0	0
Thompson, Rich	.340	14	50	11	17	3	0	0	5	8	11	1	3
Ust, Brant	.199	55	166	14	33	3	0	4	17	13	38	0	1
Van Benschoten, John	.000	1	1	0	0	0	0	0	0	0	0	0	0
Vasquez, Jorge	.000	21	1	0	0	0	0	0	0	0	0	0	0
Walker, Neil	.161	10	31	5	5	0	0	2	3	1	4	0	0
Wells, Kip	.000	1	3	0	0	0	0	0	0	0	1	0	0
Youman, Shane	.000	7	7	0	0	0	0	0	0	0	2	0	0
TOTALS	.262	139	4628	607	1212	213	50	92	565	439	942	103	43

HISTORY RECORDS

PLAYER	W-L	ERA	G	GS	CG	SHO	SV	IP	H	R	ER	HR	BB	SO
Albaladejo, Jonathan	1-2	4.00	18	1	0	0	1	36.0	41	18	16	4	5	27
Blackwell, Chad	0-0	7.50	4	0	0	0	0	6.0	8	5	5	0	2	6
Borner, Brady	2-0	7.11	13	0	0	0	0	19.0	28	15	15	3	6	13
Chiavacci, Ron	1-3	3.06	10	7	0	0	0	50.0	40	26	17	6	13	49
Connolly, Mike	7-8	4.98	25	24	0	0	0	121.0	117	75	67	18	53	87
Davidson, David	1-1	2.31	10	1	0	0	0	11.2	8	4	3	0	10	13
Hernandez, Chris	5-3	3.65	42	0	0	2	2	66.2	58	31	27	3	21	71
Jacobsen, Landon	14-9	3.21	26	25	1	1	0	154.0	144	64	55	8	55	80
Johnson, James	0-0	6.62	11	0	0	0	0	17.2	20	13	13	3	12	15
Knight, Brandon	2-7	2.25	51	0	0	0	27	64.0	51	19	16	6	20	86
Lorenzo, Matt	0-1	15.00	1	1	0	0	0	3.0	4	5	5	0	4	1
Moeves, Derrik	0-1	5.40	5	0	0	0	0	6.2	6	4	4	1	5	6
Neal, Blaine	2-0	1.99	29	0	0	0	2	40.2	34	13	9	2	10	46
Perez, Franklin	2-1	2.57	16	0	0	0	2	28.0	18	9	8	3	8	21
Peterson, Matt	6-6	5.03	31	17	0	0	0	112.2	115	65	63	10	47	83
Roach, Jason	6-7	3.65	17	17	0	0	0	93.2	99	47	38	11	27	50
Rodriguez, Nerio	0-2	7.07	3	3	0	0	0	14.0	15	11	11	2	6	16
Rogers, Brian	0-0	0.00	2	0	0	0	1	4.0	2	0	0	0	2	5
Rojas, Chris	0-1	4.91	3	3	0	0	0	11.0	13	8	6	0	6	10
Sanchez, Romulo	0-0	5.00	8	0	0	0	0	9.0	8	5	5	0	8	5
Sharpless, Josh	2-0	0.86	14	0	0	0	8	21.0	8	2	2	1	9	30
Shortslef, Josh	6-2	4.45	12	12	0	0	0	60.2	62	33	30	4	13	50
Starling, Wardell	6-5	2.80	15	15	1	0	0	86.2	81	36	27	6	27	42
Van Benschoten, John	1-0	3.60	1	1	0	0	0	5.0	3	2	2	0	3	3
Vasquez, Jorge	3-3	2.22	47	0	0	0	5	65.0	45	21	16	2	28	87
Wells, Kip	1-0	3.68	1	1	0	0	0	7.1	6	3	3	1	4	4
Youman, Shane	7-2	1.51	23	11	0	0	1	95.1	70	27	16	4	20	64
TOTALS	75-64	3.56	139	139	2	11	49	1209.2	1104	561	479	98	421	970



2007 CURVE (73-68)

HISTORY/RECORDS

PLAYER	AVG	G	AB	R	H	2B	3B	HR	RBI	BB	SO	SB	CS
Albaladejo, Jonathan	.000	6	2	0	0	0	0	0	0	0	0	0	0
Bergeron, Peter	.240	33	104	12	25	4	1	0	9	8	18	2	0
Bloom, Kyle	1.000	1	1	0	1	0	0	0	0	0	0	0	0
Boeve, Adam	.270	96	330	55	89	14	2	17	53	50	100	17	5
Bouknight, Kip	.208	14	24	4	5	0	0	0	2	2	5	1	0
Bowers, Jason	.272	113	426	56	116	27	4	8	51	51	63	16	6
Brazelton, Dewon	.000	6	9	1	0	0	0	0	0	0	0	0	0
Buttler, Vic	.274	74	263	38	72	7	4	3	24	31	26	22	9
Chaves, Brandon	.265	105	336	41	89	17	2	0	40	39	79	19	6
Corley, Brad	.256	10	39	3	10	2	0	0	4	0	6	1	0
Davidson, David	.200	14	5	0	1	0	0	0	1	0	2	0	0
Delaney, Jason	.265	65	223	25	59	10	0	7	35	38	52	0	0
Elliott, Justin	.000	3	4	0	0	0	0	0	0	0	2	0	0
Falcon, Omar	.063	8	16	1	1	0	0	0	0	3	9	0	0
Fernandez, Alex	.219	82	215	22	47	11	0	2	23	12	30	1	0
Guzman, Javier	.310	52	171	19	53	13	0	2	25	5	20	7	0
Hernandez, Chris	.000	18	1	0	0	0	0	0	0	0	1	0	0
Herrera, Yoslan	.154	9	13	0	2	0	0	0	0	0	6	0	0
Johnson, Russ	.205	13	44	8	9	2	0	3	5	7	6	2	0
Lee, Taber	.235	89	196	29	46	8	0	0	16	31	31	11	1
Maldonado, Carlos	.000	3	6	0	0	0	0	0	0	0	1	0	0
McCutchen, Andrew	.258	118	446	70	115	20	3	10	48	44	83	17	1
Meath, Matt	.273	17	33	6	9	2	0	0	0	6	9	1	0
Munoz, Luis	.100	12	20	0	2	1	0	0	0	1	11	0	0
Nannini, Mike	.500	3	2	0	1	0	0	0	0	0	0	0	0
Parrish, David	.244	46	156	18	38	9	0	3	19	10	32	0	0
Pearce, Steve	.334	81	290	57	97	27	2	14	72	33	45	7	2
Peterson, Brian	.272	83	250	30	68	14	1	3	30	27	38	0	2
Reyes, Milver	.230	27	74	2	17	4	0	0	6	5	19	0	0
Roach, Jason	.000	13	1	0	0	0	0	0	0	0	0	0	0
Roneberg, Brett	.248	77	238	38	59	10	3	8	35	32	39	8	0
Ruiz, Randy	.290	47	162	20	47	9	1	7	30	18	32	0	1
Shortslef, Josh	.125	11	16	0	2	1	0	0	1	0	6	0	0
Soler, Alay	.250	7	4	0	1	0	0	0	0	0	1	0	0
Starling, Wardell	.000	11	6	0	0	0	0	0	0	1	3	0	0
Truby, Chris	.333	7	27	4	9	1	0	0	3	1	4	0	1
Walker, Neil	.288	117	431	77	124	30	3	13	66	53	73	9	4
TOTALS	.265	141	4582	636	1214	243	26	100	598	508	857	141	38

PLAYER	W-L	ERA	G	GS	CG	SHO	SV	IP	H	R	ER	HR	BB	SO
Astacio, Olivo	0-0	0.00	1	0	0	0	0	2.0	0	0	0	0	2	1
Belisario, Ronald	1-0	3.28	18	0	0	0	0	24.2	23	11	9	4	14	21
Bloom, Kyle	1-1	0.90	2	2	0	0	0	10.0	5	3	1	1	6	10
Bouknight, Kip	11-6	3.83	24	22	1	0	0	138.2	135	67	59	12	36	83
Bowers, Jason	0-0	0.00	1	0	0	0	0	1.0	1	0	0	0	0	1
Brazelton, Dewon	5-5	3.53	15	15	3	1	0	86.2	88	37	34	5	17	52
Bresnehan, Patrick	1-0	4.50	3	0	0	0	0	6.0	5	3	3	0	2	3
Crotta, Michael	0-1	10.12	1	1	0	0	0	2.2	6	7	3	0	2	0
Davidson, David	3-1	4.22	39	0	0	0	2	59.2	44	30	28	3	30	55
Hankins, Derek	0-1	12.27	1	1	0	0	0	3.2	4	6	5	1	5	2
Hernandez, Chris	6-1	2.86	42	0	0	0	4	56.2	53	19	18	4	20	55
Herrera, Yoslan	6-9	4.69	25	25	1	0	0	128.2	151	72	67	11	38	70
Munoz, Luis	12-5	3.63	25	23	1	1	0	136.1	130	63	55	11	32	89
Nannini, Mike	1-1	4.95	14	0	0	0	0	20.0	20	12	11	4	5	19
Paniagua, Jose	0-0	3.00	5	0	0	0	0	9.0	10	3	1	3	4	4
Peterson, Matt	4-2	1.98	51	0	0	0	29	63.2	50	14	14	4	27	56
Redmond, Todd	1-1	3.12	3	3	0	0	0	17.1	15	6	2	3	12	12
Reyes, Milver	0-0	0.00	1	0	0	0	0	0.1	1	0	0	0	0	0
Roach, Jason	4-3	5.00	32	2	0	0	1	63.0	76	44	35	4	28	39
Sanchez, Romulo	6-3	2.81	40	0	0	0	1	57.2	43	24	18	8	17	52
Shortslef, Josh	5-13	4.40	27	27	0	0	0	149.1	170	87	73	12	59	85
Soler, Alay	1-1	6.00	14	5	0	0	1	39.0	48	30	26	4	19	24
Starling, Wardell	3-8	6.48	32	12	1	0	1	84.2	96	64	61	5	32	51
Vaclavik, Justin	2-6	8.39	24	3	0	0	0	34.1	50	37	32	3	21	28
Williams, Brandon	0-0	10.80	2	0	0	0	0	3.1	6	4	4	0	1	2
TOTALS	73-68	4.24	141	141	7	7	39	1198.1	1230	643	565	98	419	814



2008 CURVE (65-77)

PLAYER	AVG	G	AB	R	H	2B	3B	HR	RBI	BB	SO	SB	CS
Alvarez, Victor	.100	23	60	7	6	2	0	0	0	10	10	1	1
Boone, James	.219	96	329	36	72	12	2	10	40	39	107	2	3
Bowers, Jason	.239	97	309	40	74	20	2	5	40	21	59	12	3
Chang, Ray	.333	5	6	1	2	1	0	0	0	2	2	0	0
Cortley, Brad	.262	134	500	59	131	25	3	11	49	25	106	5	9
Cruz, Luis	.264	105	375	41	99	24	1	6	46	19	34	3	3
Delaney, Jason	.292	109	367	42	107	21	3	7	43	68	77	7	2
Dorta, Melvin	.285	116	403	44	115	17	5	7	43	31	43	18	14
Doumit, Ryan	.429	3	7	0	3	0	0	0	0	0	2	0	0
Duffy, Chris	.259	18	58	7	15	5	1	1	4	6	10	1	1
Finegan, Brian	.207	31	82	8	17	3	0	2	3	3	16	3	1
Ford, Shelby	.285	81	319	43	91	23	10	4	32	20	49	19	5
Gonzalez, Angel R.	.278	29	97	10	27	5	1	1	8	1	23	2	2
Lerud, Steven	.233	47	146	17	34	7	0	4	18	14	42	1	0
Negrych, Jim	.310	25	87	10	27	5	0	0	10	11	14	5	1
Pacheco, Jonel	.288	116	416	64	120	17	0	12	52	42	82	11	4
Perez, Miguel	.281	57	171	14	48	4	0	2	22	9	32	1	1
Powell, Pedro	.148	45	81	6	12	0	0	0	4	7	15	6	1
Reyes, Milver	.187	53	150	10	28	4	0	1	7	7	31	0	0
Romak, Jamie	.208	33	120	15	25	6	0	7	23	17	32	0	0
Tabata, Jose	.348	22	89	16	31	6	2	3	13	8	18	8	0
Watts, Kris	.160	17	50	2	8	1	0	0	3	5	7	1	0
Webster, Anthony	.229	91	292	41	67	11	5	5	35	23	21	10	6
Wilson, Jack	.316	7	19	1	6	0	0	0	0	4	2	1	0
TOTALS	.255	142	4640	539	1182	221	35	88	499	397	876	117	57

PLAYER	W-L	ERA	G	GS	CG	SHO	SV	IP	H	R	ER	HR	BB	SO
Antelo, Derek	0-0	10.80	9	1	0	0	0	10.0	15	15	12	2	12	5
Barthmaier, Jimmy	2-4	4.86	10	10	0	0	0	46.1	42	27	25	3	21	40
Belisario, Ronald	4-4	4.74	38	0	0	0	9	57.0	63	31	30	5	25	36
Bloom, Kyle	5-8	4.19	28	22	1	0	0	109.2	103	57	51	9	55	93
Bowers, Jason	0-0	0.00	1	0	0	0	0	0.1	0	0	0	0	1	0
Bresnehan, Pat	0-1	4.29	38	0	0	0	6	50.1	44	32	24	1	50	40
Capps, Matt	0-0	0.00	3	0	0	0	0	3.0	0	0	0	0	1	5
Castori, Christian	1-3	6.66	23	5	0	0	2	51.1	70	39	38	7	22	23
Davidson, David	4-2	3.34	35	0	0	0	0	64.2	58	27	24	3	36	51
Guerrero, Emilis	0-0	6.75	1	0	0	0	0	1.1	2	1	1	0	1	1
Hamman, Corey	5-6	3.18	16	13	0	0	0	70.2	69	30	25	7	19	44
Hankins, Derek	2-11	4.54	24	23	0	0	0	119.0	135	168	60	14	26	89
Hernandez, Chris	4-0	2.61	14	0	0	0	4	20.2	15	6	6	1	3	23
Herrera, Yoslan	6-9	3.46	21	21	0	0	0	114.1	114	51	44	9	36	69
Hill, Joshua	4-11	4.53	22	21	0	0	0	111.1	119	68	56	12	48	65
Holliday, Brian	1-1	6.91	3	3	1	0	0	14.1	24	13	11	2	4	8
Hughes, Jared	2-2	4.94	6	6	0	0	0	31.0	35	19	17	4	16	18
Johnson, Blair	1-0	10.00	7	0	0	0	0	9.0	16	10	10	3	4	3
Mateo, Juan	7-1	2.12	32	0	0	0	5	68.0	50	22	16	5	17	58
Meek, Evan	1-1	2.81	9	0	0	0	2	16.0	14	5	5	0	3	17
Munoz, Luis	1-4	7.34	7	7	0	0	0	30.2	41	25	25	4	16	14
Pearson, Kyle	0-0	7.00	5	0	0	0	0	9.0	14	7	7	2	4	4
Reichert, Dan	3-4	4.65	9	9	0	0	0	50.1	48	28	26	5	25	31
Reyes, Milver	0-0	36.00	1	0	0	0	0	1.0	4	4	4	2	0	1
Roberts, Kevin	1-1	7.56	13	0	0	0	0	16.2	14	16	14	2	15	9
Robles, Moises	1-1	6.27	13	0	0	0	0	18.2	28	16	13	2	5	10
Rogers, Brian	2-0	0.60	7	0	0	0	0	15.0	9	1	1	0	3	13
Shortslef, Josh	5-2	3.47	29	1	0	0	3	62.1	59	29	24	3	25	51
Sues, Jeff	3-1	3.77	24	0	0	0	1	43.0	35	19	18	3	20	55
TOTALS	65-77	4.35	142	142	2	6	32	1215.0	1240	666	587	110	513	876

HISTORY RECORDS



2009 CURVE (62-80)

PLAYER	AVG	G	AB	R	H	2B	3B	HR	RBI	BB	SO	SB	CS
Alvarez, Pedro	.333	60	222	42	74	18	0	13	40	34	59	1	0
Boone, James	.179	43	123	11	22	5	0	1	10	7	29	2	0
Chang, Ray	.291	41	127	22	37	14	0	2	19	15	16	1	2
Corley, Brad	.221	31	104	14	23	6	1	4	14	4	25	0	1
Corsaletti, Jeff	.230	89	278	31	64	14	3	2	23	50	33	6	3
Delaney, Jason	.271	125	435	49	118	25	5	7	65	57	90	1	3
Durham, Miles	.275	65	240	31	66	17	2	5	34	20	57	8	2
Ford, Shelby	.233	29	103	12	24	6	0	2	17	12	18	2	0
Friday, Brian	.265	110	407	48	108	22	3	7	46	51	69	7	5
Gimenez, Hector	.286	41	133	16	38	6	1	6	18	6	22	2	1
Gonzalez, Angel R.	.192	66	172	17	33	6	1	1	14	14	37	2	1
Hernandez, Gorkys	.262	86	344	45	90	14	2	3	31	24	76	9	8
Lerud, Steven	.240	95	304	31	73	17	0	4	26	38	53	2	1
Lopez, Pedro	.263	53	190	24	50	3	1	3	16	13	20	1	3
Machado, Anderson	.185	28	81	9	15	4	1	0	2	14	21	4	1
Negrych, Jim	.272	93	323	51	88	18	1	3	30	45	37	8	1
Pacheco, Jonel	.275	122	432	58	119	24	2	14	58	27	89	15	12
Perez, Miguel	.262	30	84	14	22	5	0	2	12	8	21	0	0
Prasch, Eddie	.294	8	17	4	5	0	0	0	0	0	4	0	0
Reyes, Milver	.282	14	39	4	11	5	0	0	3	4	9	0	0
Romak, Jamie	.175	64	211	12	37	12	0	5	24	18	66	1	0
Tabata, Jose	.303	61	228	31	69	15	1	2	25	20	25	7	6
TOTALS	.256	142	4676	580	1195	257	24	87	530	485	916	79	50

HISTORY/RECORDS

PLAYER	W-L	ERA	G	GS	CG	SHO	SV	IP	H	R	ER	HR	BB	SO
Aguero, Ramon	0-2	2.84	8	0	0	0	4	12.2	8	4	4	0	6	13
Alderson, Tim	3-1	4.66	7	7	0	0	0	38.2	39	23	20	4	13	18
Bloom, Kyle	6-9	4.05	22	21	0	0	0	104.1	92	60	47	3	57	71
Castorri, Christian	1-1	17.36	5	0	0	0	0	4.2	12	10	9	1	3	3
Chang, Ray	0-0	0.00	1	0	0	0	0	1.0	0	0	0	0	0	0
Corley, Brad	0-0	0.00	1	0	0	0	0	1.0	0	0	0	0	1	1
Crotta, Michael	7-8	4.76	27	27	0	0	0	143.2	181	90	76	7	33	97
Dubee, Michael	3-0	2.91	26	0	0	1	1	34.0	39	21	11	5	10	28
Dumatrait, Phil	0-1	11.25	1	1	0	0	0	4.0	9	5	5	0	0	4
Hamman, Corey	0-3	3.68	29	0	0	0	1	29.1	28	15	12	1	8	21
Hankins, Derek	3-4	4.42	19	9	0	0	1	71.1	70	40	35	6	26	66
Herrera, Yoslan	11-1	3.23	23	15	0	0	0	97.2	98	39	35	5	33	65
Herron, Tyler	0-2	4.50	8	4	0	0	0	26.0	30	13	13	1	15	18
Hill, Josh	0-1	5.45	22	0	0	0	0	34.2	41	24	21	4	11	21
Holdzkorn, Lincoln	0-1	0.00	14	0	0	0	0	17.0	15	7	0	1	10	10
Hughes, Jared	1-6	3.88	17	7	0	0	3	46.1	55	31	20	1	16	36
Krebs, Eric	2-4	4.86	10	0	0	0	0	16.2	11	12	9	1	17	15
Lincoln, Brad	1-5	2.28	13	13	1	1	0	75.0	63	22	19	4	18	65
Machi, Jean	2-3	2.08	28	0	0	0	6	34.2	28	12	8	2	13	25
Mateo, Juan	0-0	0.00	1	0	0	0	0	1.0	1	0	0	0	0	1
Molleken, Dustin	1-1	4.62	18	0	0	0	1	37.0	37	21	19	5	16	26
Moskos, Danny	11-10	3.74	27	25	1	0	0	149.0	159	75	62	11	58	77
Nestor, Scott	2-3	5.31	33	0	0	0	10	42.1	35	26	25	7	29	47
Newsom, Randy	2-1	17.36	5	0	0	0	0	4.2	8	9	9	1	6	2
Nottingham, Shawn	0-1	8.37	26	0	0	0	0	23.2	34	22	22	1	19	22
Robles, Moises	1-0	6.48	6	0	0	0	0	8.1	12	6	6	3	2	7
Smith, Sean	3-3	2.95	22	3	1	1	7	61.0	48	23	20	4	23	53
Sues, Jeff	2-6	4.46	40	0	0	0	2	78.2	66	43	39	7	37	74
Veal, Donald	0-0	1.35	7	5	0	0	0	13.1	5	2	2	0	10	18
Watson, Tony	0-3	8.22	5	5	0	0	0	15.1	22	18	14	2	11	14
TOTALS	62-80	4.11	142	142	3	10	36	1227.0	1246	673	560	87	501	918




2010 CURVE (82-60)

PLAYER	AVG	G	AB	R	H	2B	3B	HR	RBI	BB	SO	SB	CS
Chen, Yung-Chi	.238	32	105	11	25	5	1	1	14	8	17	2	0
d'Arnaud, Chase	.247	132	530	91	131	33	9	6	48	56	102	33	7
de los Santos, Jose	.200	54	150	15	30	4	0	0	12	5	35	9	3
Durham, Miles	.259	136	483	64	125	27	6	10	69	52	139	9	9
Ford, Shelby	.245	56	151	16	37	8	1	4	16	6	39	4	0
Gimenez, Hector	.305	94	338	49	103	29	0	16	72	46	72	6	1
Hague, Matt	.295	135	509	90	150	30	0	15	86	61	62	3	6
Harrison, Josh	.300	135	520	74	156	33	3	4	75	32	52	19	7
Hernandez, Gorkys	.266	92	368	45	98	11	4	2	26	33	95	17	3
Jones, Brandon	.245	31	110	10	27	5	0	1	7	13	17	0	0
Lambo, Andrew	.275	26	91	12	25	1	0	2	10	9	30	0	0
Mercer, Jordy	.282	126	485	67	137	31	2	3	65	31	69	7	1
Negruch, Jim	.274	75	230	33	63	11	3	1	35	31	45	2	5
Norman, Anthony	.220	71	191	28	42	8	2	4	20	28	49	4	2
Presley, Alex	.350	67	246	42	86	13	7	6	47	19	33	5	1
Skelton, James	.250	4	4	1	1	0	0	0	0	0	2	0	0
Watts, Kris	.266	56	173	26	46	13	0	4	19	31	22	0	0
TOTALS	.268	142	4835	688	1294	268	38	80	627	475	960	120	45

PLAYER	W-L	ERA	G	GS	CG	SHO	SV	IP	H	R	ER	HR	BB	SO
Aguero, Ramon	2-5	8.68	17	0	0	0	2	18.2	27	18	18	1	14	17
Alderson, Tim	7-6	5.62	18	18	0	0	0	89.2	112	60	56	10	27	59
Barthmaier, Jimmy	0-0	12.00	5	0	0	0	0	3.0	6	5	4	0	5	2
Boleska, Tom	1-1	2.73	12	0	0	0	3	26.1	25	10	8	2	8	18
Claggett, Anthony	0-0	3.00	12	0	0	0	0	15.0	15	5	5	0	5	13
Colla, Michael	2-0	3.10	13	0	0	0	1	29.0	27	11	10	5	8	23
Crotta, Mike	2-0	1.78	4	4	0	0	0	25.1	14	5	5	0	3	16
Dubee, Michael	6-2	2.24	45	0	0	0	5	76.1	62	23	19	4	19	68
Duke, Zach	0-0	2.57	2	2	0	0	0	7.0	5	2	2	1	1	1
Hamman, Corey	0-0	18.00	9	0	0	0	0	9.0	15	18	18	4	9	6
Hankins, Derek	5-5	2.83	34	7	1	0	7	101.2	88	36	32	7	30	68
Hansen, Craig	0-0	0.00	1	0	0	0	0	2.0	0	0	0	0	2	0
Hughes, Jared	12-8	4.42	30	23	0	0	0	150.2	166	93	74	15	41	120
Locke, Jeff	3-2	3.59	10	10	0	0	0	57.2	57	24	23	5	12	56
Molleken, Dustin	4-4	4.15	31	0	0	0	0	60.2	55	30	28	3	21	62
Moreno, Diego	0-0	7.04	7	0	0	0	2	7.2	10	6	6	1	3	12
Morris, Bryan	6-4	4.25	19	16	0	0	0	89.0	87	45	42	9	31	84
Moskos, Daniel	3-1	1.52	37	0	0	0	21	41.1	26	10	7	0	16	43
Ohlendorf, Ross	0-0	0.00	1	1	0	0	0	4.0	3	0	0	0	1	6
Owens, Rudy	12-6	2.46	26	26	0	0	0	150.0	124	46	41	11	23	132
Sues, Jeff	0-2	3.86	19	0	0	0	4	25.2	28	12	11	3	12	19
Taschner, Jack	0-0	4.50	2	0	0	0	0	2.0	2	1	1	0	1	2
Uviedo, Ronald	0-2	3.22	16	0	0	0	0	22.1	13	8	8	3	12	28
Watson, Tony	6-4	2.67	34	9	0	0	2	111.1	82	33	33	11	24	105
Wilson, Justin	11-8	3.09	27	26	0	0	0	142.2	109	59	49	4	71	134
TOTALS	82-60	3.55	142	142	1	7	47	1268.0	1158	560	500	99	399	1094

HISTORY RECORDS



2011 CURVE (64-77)

PLAYER	AVG	G	AB	R	H	2B	3B	HR	RBI	BB	SO	SB	CS
Chalk, Brad	.244	97	266	23	65	7	5	0	36	26	45	4	1
Curry, Matt	.242	87	302	38	73	16	3	6	39	33	90	1	1
Durham, Miles	.204	45	157	18	32	10	1	2	19	15	52	4	1
Farrell, Jeremy	.260	88	312	40	81	18	1	5	38	29	78	4	1
Ford, Shelby	.194	20	62	5	12	1	0	1	6	1	19	0	1
Fryer, Eric	.345	37	113	24	39	4	2	5	16	16	21	1	0
Hernandez, Jose	.165	40	91	6	15	4	1	1	10	5	36	0	1
Holt, Brock	.288	132	511	62	147	30	9	1	40	50	85	18	10
Lambo, Andrew	.274	69	252	35	69	17	0	8	41	26	59	4	3
Latimore, Quincy	.239	128	457	52	109	32	1	15	59	33	140	7	8
Marte, Starling	.332	129	536	91	178	38	8	12	50	22	100	24	12
Mercer, Jordy	.268	72	265	40	71	17	1	13	48	23	35	6	3
Norman, Anthony	.282	29	71	12	20	3	4	0	9	7	16	2	1
Picart, Greg	.218	56	170	14	37	2	2	1	14	15	35	3	2
Rodriguez, Josh	.267	57	225	24	60	3	0	5	19	18	41	3	1
Sanchez, Tony	.241	118	402	46	97	14	1	5	44	47	76	5	5
Sanchez, Yunesky	.299	42	134	13	40	6	0	2	18	6	18	0	1
Scott, Travis	.091	10	33	2	3	0	1	0	2	1	10	0	0
Watts, Kris	.232	71	194	24	45	9	0	3	14	30	37	0	0
TOTALS	.258	141	4673	574	1204	231	39	85	525	407	1052	86	52

HISTORY/RECORDS

PLAYER	W-L	ERA	G	GS	CG	SHO	SV	IP	H	R	ER	HR	BB	SO
Alderson, Tim	0-4	4.12	42	1	0	0	0	74.1	70	39	34	6	27	57
Beimel, Joe	0-0	0.00	4	2	0	0	0	3.1	2	0	0	0	1	1
Boleska, Tom	1-1	5.40	12	0	0	0	0	16.2	14	10	10	0	12	11
Claggett, Anthony	5-5	3.75	42	0	0	0	2	62.1	46	26	26	6	32	36
Colla, Mike	5-11	3.70	29	23	0	0	0	133.2	117	58	55	20	39	109
Cox, Tyler	1-0	0.00	1	0	0	0	0	1.0	1	0	0	0	0	1
Crotta, Mike	0-0	0.00	1	0	0	0	0	1.0	1	0	0	0	0	1
Dubee, Michael	2-6	3.27	43	0	0	0	6	63.1	72	26	23	2	16	50
Hernandez, Jose	0-0	0.00	1	0	0	0	0	1.0	0	0	0	0	0	3
Hughes, Jared	3-4	4.09	13	11	0	0	0	61.2	62	31	28	2	18	33
Irwin, Phil	8-4	3.81	15	14	0	0	0	87.1	91	42	37	9	10	69
Krol, Noah	3-5	4.45	54	0	0	0	24	54.2	62	30	27	2	19	28
Leach, Brian	0-0	9.00	10	0	0	0	0	15.0	14	15	15	0	15	7
Leroux, Chris	1-2	2.57	5	0	0	0	0	7.0	9	5	2	2	0	6
Locke, Jeff	7-8	4.03	23	22	0	0	0	125	118	68	56	9	46	114
Loree, Mike	0-0	1.17	4	0	0	0	0	7.2	6	1	1	0	3	11
McPherson, Kyle	8-5	3.02	16	16	0	0	0	89.1	75	34	30	7	21	82
McSwain, Matt	2-0	3.76	32	2	0	0	0	67.0	70	29	28	11	17	29
Moreno, Diego	0-0	4.91	7	0	0	0	0	11.0	10	6	6	1	3	14
Morris, Bryan	3-4	3.35	35	6	0	0	3	78.0	72	34	29	2	33	64
Ohlendorf, Ross	0-0	3.86	1	1	0	0	0	4.2	5	2	2	1	1	3
Pribanic, Aaron	10-9	3.88	28	27	1	1	0	153.0	169	69	66	13	28	71
Sinkbeil, Brett	0-1	4.03	4	4	0	0	0	22.1	29	16	10	3	2	23
Thompson, Aaron	4-7	5.16	28	12	0	0	0	83.2	100	55	48	6	20	51
Veal, Donnie	0-1	7.71	4	0	0	0	0	4.2	9	4	4	3	0	3
Welker, Duke	1-0	5.40	8	0	0	0	0	10.0	11	7	6	0	1	9
TOTALS	64-77	3.95	141	141	1	11	35	1238.2	1225	607	543	105	364	886




2012 CURVE (72-70)

Curve

PLAYER	AVG	G	AB	R	H	2B	3B	HR	RBI	BB	SO	SB	CS
Brown, Kelson	.290	56	138	20	40	6	1	2	19	13	23	3	2
Cabrera, Ramon	.276	112	384	47	106	22	2	3	50	39	44	0	3
Chambers, Evan	.182	31	77	12	14	2	1	1	9	8	29	1	2
Cunningham, Jarek	.217	105	359	43	78	19	3	6	45	37	111	3	3
Curry, Matt	.285	111	396	53	113	34	5	11	76	44	107	4	4
Cutler, Charlie	.296	55	152	25	45	7	3	2	19	21	17	1	0
Durham, Miles	.259	40	135	22	35	11	2	2	14	13	33	6	3
Farrell, Jeremy	.221	98	298	32	66	15	1	4	25	31	83	3	3
Gonzalez, Elevys	.196	50	148	10	29	6	1	2	15	14	42	1	3
Grossman, Robbie	.266	95	350	59	93	20	4	7	36	59	78	9	10
Holt, Brock	.322	102	382	52	123	24	6	2	43	40	51	11	11
Lambo, Andrew	.250	26	92	13	23	3	1	4	16	14	19	0	1
Latimore, Quincy	.252	126	413	52	104	24	3	15	71	38	105	10	8
Maggi, Drew	.218	52	179	28	39	4	2	0	9	18	41	5	2
Marrero, Christian	.200	5	15	2	3	0	0	1	3	0	6	0	0
Norman, Anthony	.186	27	59	8	11	1	2	0	3	5	16	1	0
Nunez, Gustavo	.227	7	22	2	5	1	0	0	3	2	4	1	1
Perez, Miguel	.250	1	4	0	1	0	0	0	1	0	2	0	0
Picart, Greg	.211	15	19	3	4	0	0	0	0	3	1	1	0
Sanchez, Tony	.277	40	141	22	39	14	1	0	17	18	33	1	1
Stallings, Jacob	1.000	1	1	0	1	0	0	0	0	0	0	0	0
Tejeda, Oscar	.242	54	198	23	48	13	1	3	28	15	42	3	0
Vasquez, Andy	.250	2	4	1	1	1	0	0	1	0	1	0	0
Welch, Stefan	.266	67	214	34	57	12	1	5	27	31	59	3	1
TOTALS	.259	142	4510	605	1170	254	42	72	561	500	1019	84	66

PLAYER	W-L	ERA	G	GS	CG	SHO	SV	IP	H	R	ER	HR	BB	SO
Alderson, Tim	5-4	4.25	26	11	0	0	3	84.2	89	45	40	7	26	62
Baker, Nathan	4-7	4.94	32	13	0	0	1	105.2	100	67	58	9	57	77
Beckman, Ryan	0-0	0.00	1	0	0	0	0	0.1	1	0	0	0	1	1
Black, Vic	2-3	1.65	51	0	0	0	13	60.0	40	14	11	2	29	85
Cofield, Kyle	0-1	5.28	11	0	0	0	1	15.1	13	10	9	3	4	15
Cole, Gerrit	3-6	2.90	12	12	0	0	0	59.0	54	28	19	2	23	60
Colla, Mike	5-6	3.75	37	10	0	0	2	96.0	96	49	40	11	27	75
Cruz, Juan	0-0	13.50	2	2	0	0	0	1.1	5	2	2	0	0	2
Cumpton, Brandon	12-11	3.84	27	27	0	0	0	152.1	149	72	65	9	46	88
Foster, Zach	0-1	13.50	1	0	0	0	0	2.2	3	4	4	0	2	1
Harvey, Kris	0-3	3.29	31	0	0	0	2	54.2	52	26	20	4	27	45
Inman, Jeff	2-2	3.83	30	1	0	0	3	51.2	45	22	22	2	19	36
Irwin, Phil	4-7	2.93	18	16	3	1	0	104.1	97	39	34	7	17	83
Johnson, Kris	3-2	2.09	15	9	0	0	1	56.0	50	19	13	3	24	42
Kaminska, Kyle	1-0	3.00	4	1	0	0	0	12.0	13	4	4	0	0	11
Karstens, Jeff	1-0	0.90	2	2	0	0	0	10.0	8	1	1	0	1	6
Kensing, Logan	2-0	4.58	12	0	0	0	1	17.2	18	11	9	1	6	14
Maggi, Drew	0-0	0.00	1	0	0	0	0	0.1	0	0	0	0	0	0
Martis, Shairon	6-2	4.56	11	8	0	0	0	53.1	45	27	27	7	19	30
McPherson, Kyle	3-5	4.07	9	9	0	0	0	48.2	54	26	22	5	5	46
McSwain, Matt	4-2	4.88	19	6	0	0	0	55.1	66	35	30	2	27	41
Poreda, Aaron	2-0	2.25	3	3	0	0	0	16.0	12	6	4	0	11	11
Pribanic, Aaron	0-2	7.36	3	3	0	0	0	11.0	17	11	9	1	11	6
Ramos, Jhonathan	2-1	2.61	13	0	0	0	0	20.2	19	6	6	2	6	14
Strickland, Hunter	2-2	4.46	23	0	0	0	2	42.1	50	23	21	5	15	33
Taillon, Jameson	3-0	1.59	3	3	0	0	0	17.0	11	3	3	0	1	18
Townsend, Jason	2-0	0.00	3	0	0	0	0	10.1	10	0	0	0	4	3
Turgeon, Erik	1-0	0.00	1	0	0	0	0	2.0	0	0	0	0	1	0
Waldron, Tyler	1-2	4.05	6	6	0	0	0	26.2	26	12	12	3	11	15
Welker, Duke	2-1	2.31	15	0	0	0	5	23.1	19	7	6	0	7	19
TOTALS	72-70	3.65	142	142	3	9	34	1210.2	1162	569	491	85	427	939

HISTORY RECORDS



2013 CURVE (63-79)

PLAYER	AVG	G	AB	R	H	2B	3B	HR	RBI	BB	SO	SB	CS
Brown, Kelson	.192	53	104	13	20	3	0	0	5	12	16	4	1
Cunningham, Jarek	.216	131	468	53	101	18	4	19	49	30	127	12	6
Curry, Matt	.248	26	105	11	26	4	0	4	16	5	35	2	0
Cutler, Charlie	.298	86	255	32	76	16	3	3	26	39	37	3	0
d'Arnaud, Chase	.143	4	14	1	2	0	0	0	0	1	1	1	0
Dickerson, Alex	.28	126	451	61	130	36	3	17	68	27	89	10	7
Hanson, ALEN	.255	35	137	13	35	4	5	1	10	8	26	6	2
Howard, Justin	.314	98	283	40	89	15	1	8	38	38	62	7	6
Lambo, Andrew	.291	58	220	35	6	9	4	14	46	20	60	6	1
Maggi, Drew	.254	95	264	38	67	14	2	1	25	27	49	18	6
Ngoepe, Gift	.177	72	220	29	39	10	2	3	16	28	82	10	3
Paulino, Carlos	.220	99	323	23	71	9	4	0	38	28	48	5	1
Perez, Miguel	.143	4	7	1	1	0	0	0	0	0	1	0	0
Polanco, Gregory	.263	68	243	36	64	13	2	6	41	36	36	13	7
Rojas Jr., Mel	.274	120	446	57	122	28	9	5	41	38	100	14	8
Sanchez, Tony	.176	4	17	2	3	1	0	0	0	0	3	0	0
Santos, Adalberto	.281	118	409	62	115	23	1	6	47	59	70	21	8
Snider, Travis	.333	2	6	1	2	0	0	0	0	0	0	0	0
Solis, Ali	.164	20	61	7	10	3	0	0	1	3	17	2	0
Tejeda, Oscar	.262	29	84	10	22	2	0	2	12	5	18	0	0
Vasquez, Andy	.248	94	262	32	65	5	4	4	27	15	71	12	9
Walker, Neil	.417	4	12	0	5	1	0	0	1	1	2	0	0
Welch, Stefan	.149	29	74	6	11	2	0	1	6	10	16	0	0
TOTALS	.252	142	4591	569	1157	218	44	94	520	437	1026	146	65

HISTORY/RECORDS

PLAYER	W-L	ERA	G	GS	CG	SHO	SV	IP	H	R	ER	HR	BB	SO
Alderson, Tim	1-0	1.32	7	0	0	0	2	13.2	4	3	2	0	2	17
Baker, Nate	4-4	6.05	38	7	0	0	3	80.1	92	63	54	8	45	68
Beckman, Ryan	0-1	2.37	15	0	0	0	1	19.0	19	7	5	0	7	15
Bromberg, David	6-12	3.51	26	20	0	0	0	136.0	120	64	53	10	52	127
Brown, Kelson	0-0	0.00	1	0	0	0	0	1.0	0	0	0	0	1	0
Cevette, Dan	0-0	0.00	2	0	0	0	0	2.1	3	1	0	0	1	2
Contreras, Jose	0-0	0.00	2	0	0	0	0	2.0	0	0	0	0	0	1
Cumpton, Brandon	0-1	7.45	2	2	0	0	0	9.2	11	9	8	0	5	7
Dodson, Zack	0-1	13.50	1	1	0	0	0	4.0	8	6	6	0	4	2
Grilli, Jason	0-0	0.00	2	2	0	0	0	2.0	2	0	0	0	0	4
Hollingsworth, Ethan	6-5	3.55	24	9	0	0	0	83.2	70	38	33	11	20	47
Hughes, Jared	0-0	0.00	1	1	0	0	0	2.0	1	0	0	0	0	4
Inman, Jeff	1-1	2.65	10	0	0	0	2	17.0	15	5	5	1	6	14
Karstens, Jeff	0-0	0.00	1	1	0	0	0	4.0	2	2	0	0	2	4
Kasperek, Kenn	4-2	3.26	38	1	0	0	2	60.2	62	27	22	3	16	44
Kingham, Nick	3-3	2.70	14	12	0	0	0	73.1	70	24	22	1	30	69
Liriano, Francisco	0-1	13.50	1	1	0	0	0	2.2	4	4	1	3	4	4
McDonald, James	0-1	5.79	2	2	0	0	0	4.2	4	3	3	1	5	2
Miller, Quinton	1-5	3.75	31	2	0	0	1	57.2	49	25	24	3	36	45
Morton, Charlie	1-1	2.41	4	4	0	0	0	18.2	10	5	5	2	6	11
Navarro, Eliecer	4-8	4.52	15	14	0	0	0	75.2	76	44	38	8	35	55
Pimentel, Stolmy	4-3	3.61	13	13	1	0	0	77.1	74	36	31	8	35	61
Ramos, Jhonathan	3-2	4.72	36	0	0	0	1	47.2	53	25	25	4	11	42
Sadler, Casey	11-7	3.31	23	23	1	0	0	130.1	116	54	48	11	42	67
Sanz, Luis	3-5	4.94	47	3	0	0	16	62.0	61	38	34	8	35	61
Tailon, Jameson	4-7	3.67	20	19	0	0	0	110.1	112	54	45	8	36	106
Thornton, Zack	2-1	2.00	19	1	0	0	2	36.0	24	9	8	1	7	45
Townsend, Jason	5-5	6.71	36	1	0	0	3	53.2	71	50	40	7	27	38
Vasquez, Andy	0-0	0.00	1	0	0	0	0	1.0	0	0	0	0	1	0
Waldron, Tyler	0-3	4.81	8	3	0	0	0	24.1	31	18	13	1	10	13
TOTALS	63-79	3.92	142	142	2	10	33	1212.2	1164	614	528	97	480	975



2014 CURVE (61-81)

PLAYER	AVG	G	AB	R	H	2B	3B	HR	RBI	BB	SO	SB	CS
Allie, Stetson	.246	117	407	60	100	16	0	21	62	71	127	9	6
Barnes, Clint	.333	2	6	0	2	0	0	0	0	0	0	0	0
Bell, Josh	.287	24	94	13	27	2	0	0	7	8	12	4	1
Brown, Kelson	.295	51	129	8	38	3	1	0	8	4	18	3	2
Broxton, Keon	.275	127	407	67	112	22	9	15	52	59	122	25	6
Cabrera, Ramon	.239	12	46	5	11	5	0	1	5	3	6	0	1
Cunningham, Jarek	.246	101	309	46	76	16	4	8	27	27	69	3	4
Curry, Matt	.234	58	188	22	44	8	1	4	23	20	50	1	1
Diaz, Elias	.328	91	326	41	107	20	0	6	54	30	51	3	2
Emsley-Pai, Kawika	.000	3	8	2	0	0	0	0	0	4	4	0	0
Gamache, Dan	.275	39	138	22	38	11	0	6	27	11	32	0	1
Garcia, Willy	.271	126	439	59	119	27	5	18	63	24	145	8	4
Hanson, Alen	.280	118	482	64	135	21	12	11	58	31	88	25	11
Henriquez, Ralph	.129	25	85	7	11	2	0	2	6	1	23	1	0
Howard, Justin	.233	63	159	18	37	10	0	3	10	15	41	1	0
Maggi, Drew	.280	110	347	60	97	12	0	3	25	50	58	37	19
Ngoepe, Gift	.238	131	437	58	104	17	9	9	52	51	135	13	8
Paulino, Carlos	.296	22	71	5	21	4	0	1	13	3	19	0	1
Rojas, Jr., Mel	.303	53	195	26	59	11	1	5	36	23	34	6	4
Sosa, Junior	.360	12	25	2	9	3	0	0	1	1	3	1	0
Vasquez, Andy	.268	96	272	38	73	18	1	11	38	15	61	17	6
TOTALS	.265	142	4672	632	1236	231	43	124	575	457	1155	159	77

PLAYER	W-L	ERA	G	GS	CG	SHO	SV	IP	H	R	ER	HR	BB	SO
Baker, Nate	3-1	1.71	17	0	0	0	0	26.1	24	9	5	1	13	22
Balester, Collin	1-4	6.55	10	0	0	0	1	11.0	10	9	8	2	9	10
Beckman, Ryan	3-4	2.62	45	0	0	0	5	55.0	44	18	16	2	21	28
Benedict, Matt	0-5	5.77	30	1	0	0	0	53.0	62	39	34	2	25	35
Castro, Orlando	0-0	11.25	2	2	0	0	0	8.0	13	10	10	1	4	8
de Leon, Emmanuel	1-2	3.56	31	0	0	0	3	48.0	57	24	19	2	20	35
Dodson, Zack	4-8	4.62	24	23	0	0	0	122.2	139	75	63	11	46	76
Hartan, Tom	3-3	3.71	11	10	0	0	0	60.2	60	29	25	6	17	26
Holdzkorn, John	1-0	0.00	4	0	0	0	0	6.0	1	0	0	0	2	10
Inman, Jeff	5-0	1.09	18	0	0	0	1	24.2	18	3	3	0	11	18
Kasperek, Kenn	1-1	2.25	31	0	0	0	13	40.0	30	11	10	2	5	37
Kingham, Nick	1-7	3.04	12	12	0	0	0	71.0	71	35	24	3	25	54
Ludwig, Pat	3-4	5.63	8	7	0	0	0	40.0	53	26	25	4	14	24
Mann, Brandon	1-4	2.91	14	2	0	0	0	34.0	33	13	11	1	14	34
Miller, Quinton	1-2	4.04	24	0	0	0	4	35.2	37	18	16	3	24	30
Montero, Joan	3-4	6.02	28	7	0	0	0	61.1	84	50	41	2	37	31
Morris, A.J.	5-1	1.98	14	9	0	0	0	59.0	48	17	13	4	18	40
Morton, Charlie	0-0	4.50	1	1	0	0	0	4.0	4	2	2	0	1	6
Nevarez, Matt	1-1	1.35	6	0	0	0	1	6.2	3	1	1	1	5	9
Pimentel, Stolmy	0-0	1.42	5	3	0	0	0	6.1	6	3	1	0	5	6
Ramos, Jhonathan	5-6	4.38	31	7	0	0	2	63.2	72	41	31	8	22	37
Rodriguez, Joely	6-11	4.84	30	21	2	0	1	134.0	151	80	72	10	43	73
Rodriguez, Wandy	0-1	10.38	2	2	0	0	0	8.2	11	11	10	3	6	7
Sample, Tyler	3-3	6.49	11	6	0	0	0	34.2	35	30	25	2	30	28
Sampson, Adrian	10-5	2.55	24	24	2	1	0	148.0	125	45	42	10	30	99
Sanchez, Angel	0-2	4.32	6	5	0	0	0	33.1	40	18	16	5	10	21
Townsend, Jason	0-1	7.04	7	0	0	0	1	7.2	12	8	6	0	5	11
Vasquez, Andy	0-0	8.31	4	0	0	0	0	4.1	5	4	4	2	2	2
Waldron, Tyler	0-0	0.00	1	0	0	0	0	1.0	0	0	0	0	0	3
Yang, Yao-Hsun	0-1	6.48	11	0	0	0	0	16.2	15	12	12	1	18	16
TOTALS	61-81	4.00	142	142	4	6	32	1225.1	1263	641	545	88	482	836

HISTORY RECORDS




2015 CURVE (74-68)

PLAYER	AVG	G	AB	R	H	2B	3B	HR	RBI	BB	SO	SB	CS
Allie, Stetson	.205	120	409	45	84	17	0	17	58	47	135	6	3
Barnes, Barrett	.246	37	126	17	31	6	0	3	17	16	25	4	4
Bell, Josh	.307	96	368	47	113	17	6	5	60	44	50	7	4
Broxton, Keon	.302	45	179	35	54	12	4	3	26	19	51	11	6
Frazier, Adam	.324	103	377	59	122	21	4	2	30	34	42	11	7
Gamache, Dan	.335	74	245	32	82	13	1	5	37	17	36	3	6
Garcia, Willy	.314	53	204	26	64	7	2	5	29	11	47	3	2
Jones, JaCoby	.500	3	10	2	5	0	0	0	2	1	0	1	0
Meadows, Austin	.360	6	25	5	9	2	3	0	1	2	5	1	0
Moroff, Max	.293	136	523	79	153	28	6	7	51	70	111	17	13
Morris, Hunter	.133	12	30	2	4	1	0	0	4	1	5	0	0
Ngoepe, Gift	.260	71	246	31	64	12	2	3	25	24	66	3	6
Osuna, Jose	.288	85	323	46	93	20	2	8	52	17	61	6	3
Rojas Jr., Mel	.257	66	214	21	55	11	4	2	19	27	51	6	3
Salcedo, Edward	.238	73	214	20	51	12	1	3	30	21	40	3	4
Schwind, Jonathan	.109	22	46	4	5	2	1	0	3	2	15	2	0
Sosa, Junior	.286	4	7	1	2	0	0	0	0	0	2	0	0
Stallings, Jacob	.275	74	265	25	73	14	1	3	32	15	64	4	1
Stewart, Chris	.333	2	6	0	2	0	0	0	0	1	1	0	1
Valle, Sebastian	.279	70	247	27	69	21	0	4	26	22	56	1	2
Vasquez, Andy	.239	46	117	15	28	7	1	3	13	3	30	0	2
Weiss, Erich	.250	31	112	15	28	4	1	0	14	8	22	4	2
Wood, Eric	.237	101	334	39	79	11	3	2	28	32	88	3	7
TOTALS	.271	142	4753	603	1288	238	42	75	560	443	1055	96	76

HISTORY RECORDS

PLAYER	W-L	ERA	G	GS	CG	SHO	SV	IP	H	R	ER	HR	BB	SO
Balester, Collin	1-0	1.77	13	0	0	0	4	20.1	14	4	4	1	6	14
Barrios, Yhonathan	0-1	1.46	20	0	0	0	10	24.2	17	7	4	1	9	12
Benedict, Matt	5-7	6.03	22	16	1	0	0	97.0	126	67	65	7	21	47
Bleich, Jeremy	0-2	3.25	25	0	0	0	4	36.0	37	16	13	1	11	28
Brault, Steven	9-3	2.00	15	15	0	0	0	90.0	72	22	20	1	19	80
Creasy, Jason	12-8	4.41	27	25	0	0	1	147.0	163	79	72	12	52	71
Dodson, Zack	7-10	3.67	28	27	1	0	0	162.0	163	78	66	11	36	89
DuRapau, Montana	0-0	0.00	2	0	0	0	0	1.1	0	0	0	0	0	3
Eppler, Tyler	0-1	10.13	1	1	0	0	0	5.1	4	6	6	1	3	3
Glasnow, Tyler	5-3	2.43	12	12	0	0	0	63.0	41	22	17	2	19	82
Harlan, Tom	6-3	3.63	38	5	0	0	1	86.2	91	36	35	6	24	67
Inman, Jeff	2-1	2.79	17	0	0	0	3	19.1	22	6	6	0	5	20
Kuchno, John	3-6	3.46	40	0	0	0	7	67.2	64	43	26	8	23	32
Kuhl, Chad	11-5	2.48	26	26	1	0	0	152.2	133	53	42	10	41	101
McKinney, Brett	0-3	7.50	24	0	0	0	1	30.0	42	26	25	5	14	31
Medina, Jhondaniel	3-6	2.76	45	0	0	0	12	62.0	42	27	19	2	37	44
Miller, Adam	0-0	9.00	1	0	0	0	0	1.0	2	1	1	0	1	2
Morton, Charlie	1-0	0.00	1	1	0	0	0	7.0	2	0	0	0	2	5
Perez, Clario	0-1	3.89	20	0	0	0	1	34.2	32	20	15	2	15	21
Salcedo, Edward	0-1	6.75	2	0	0	0	0	1.1	2	1	1	0	5	0
Sample, Tyler	0-1	7.56	7	0	0	0	0	8.1	7	7	7	1	11	7
Sanchez, Angel	8-1	2.79	13	13	0	0	0	77.1	72	27	24	4	19	49
Scahill, Rob	0-0	0.00	1	1	0	0	0	3.0	2	0	0	0	1	0
Schwind, Jonathan	0-0	0.00	3	0	0	0	0	3.2	3	0	0	0	3	0
Smith, Josh	1-4	5.29	34	0	0	0	0	47.2	42	29	28	3	34	31
Stallings, Jacob	0-0	0.00	1	0	0	0	0	0.1	0	0	0	0	0	0
Stock, Robert	0-0	14.54	3	0	0	0	0	4.1	2	9	7	0	10	4
Vasquez, Andy	0-1	4.50	3	0	0	0	0	4.0	4	2	2	1	2	1
TOTALS	74-68	3.61	142	142	3	16	44	1257.2	1201	588	505	79	423	844



2016 CURVE (76-64)

Curve

PLAYER	AVG	G	AB	R	H	2B	3B	HR	RBI	BB	SO	SB	CS
Allie, Stetson	.247	111	365	53	90	20	2	16	63	42	110	1	2
Barnes, Barrett	.306	124	405	60	124	28	7	9	47	41	105	10	4
Diaz, Chris	.226	79	226	30	51	13	0	1	16	32	43	5	2
Diaz, Elias	.286	2	7	0	2	0	0	0	1	1	1	0	0
Escobar, Elvis	.241	29	112	21	27	2	2	2	7	10	26	2	2
Espinal, Edwin	.289	111	394	33	114	25	1	7	56	19	67	0	1
Feliz, Anderson	.256	106	347	39	89	22	4	4	32	35	88	7	1
Jhang, Jin-De	.298	54	188	20	56	13	0	1	21	11	12	1	0
Maffei, Justin	.175	25	63	9	11	1	0	0	5	6	13	1	0
McGuire, Reese	.254	92	319	34	81	18	2	1	42	36	34	6	6
Meadows, Austin	.311	45	167	33	52	16	8	6	23	16	32	9	3
Morales, Tomas	.235	21	51	6	12	0	2	2	6	2	7	0	0
Newman, Kevin	.288	61	233	41	67	11	2	2	28	26	24	6	3
Osuna, Jose	.269	70	253	34	68	18	3	6	38	23	44	1	1
Ramirez, Harold	.311	99	383	60	119	17	7	2	50	22	66	7	10
Schwind, Jonathan	.236	75	165	22	39	7	1	3	21	21	40	2	2
Stewart, Chris	.200	10	25	6	5	0	0	0	3	8	1	0	0
Weiss, Erich	.276	127	456	56	126	24	9	6	65	49	90	6	3
Wood, Eric	.249	118	402	63	100	20	5	16	50	52	88	5	4
TOTALS	.265	140	4638	616	1231	255	55	84	577	457	956	67	42

PLAYER	W-L	ERA	G	GS	CG	SHO	SV	IP	H	R	ER	HR	BB	SO
Creasy, Jason	4-1	6.07	8	5	0	0	0	29.2	34	24	20	2	10	16
Dickson, Cody	10-5	3.66	28	26	1	0	1	140.0	127	60	57	8	93	105
DuRapau, Montana	3-3	3.65	50	0	0	0	22	49.1	43	21	20	6	19	51
Duncan, Frank	3-2	2.36	7	2	0	0	0	26.2	23	8	7	0	7	24
Eppler, Tyler	9-10	3.99	27	27	1	0	0	162.1	176	78	72	14	33	106
Glasnow, Tyler	0-0	3.00	2	2	0	0	0	6.0	4	2	2	1	6	11
Haley, Trey	0-1	4.35	9	0	0	0	0	10.1	10	5	5	1	11	11
Hirsch, Henry	0-0	0.00	1	0	0	0	0	1.0	1	0	0	0	0	1
Holmes, Clay	10-9	4.22	26	26	0	0	0	136.1	138	70	64	10	64	101
Kingham, Nick	1-1	5.73	2	2	0	0	0	11.0	6	7	7	1	4	10
Kuchno, John	2-1	3.00	10	2	0	0	0	24.0	17	9	8	4	8	18
Lakind, Jared	5-1	2.59	47	0	0	0	7	66.0	50	19	19	3	28	62
Lopez, Junior	0-0	0.00	1	0	0	0	0	2.0	2	0	0	0	1	0
Maffei, Justin	0-0	9.00	1	0	0	0	0	1.0	3	1	1	0	0	0
McKinney, Brett	2-2	3.90	44	0	0	0	2	67.0	67	32	29	3	27	65
McRae, Alex	8-6	4.79	16	15	1	0	0	88.1	114	54	47	7	25	67
Medina, Jhondaniel	2-2	3.70	37	0	0	0	0	56.0	42	26	23	5	31	60
Neverauskas, Dovydas	1-0	2.57	22	0	0	0	1	28.0	12	10	8	0	11	32
Rosario, Miguel	2-2	1.87	23	0	0	0	0	33.2	19	7	7	1	13	29
Santana, Edgar	2-1	2.83	21	0	0	0	2	41.1	32	13	13	4	11	39
Schwind, Jonathan	0-0	0.00	5	0	0	0	0	4.2	1	0	0	0	5	2
Smith, Josh	2-2	6.44	42	0	0	0	2	57.1	61	44	41	8	30	61
Vogelsong, Ryan	1-0	2.45	2	2	0	0	0	11.0	8	3	3	1	2	4
Waddell, Brandon	7-9	4.12	22	20	0	0	0	118.0	122	60	54	9	61	94
Whitehead, David	2-6	7.83	11	11	0	0	0	46.0	52	45	40	5	47	24
TOTALS	76-64	4.05	140	140	3	8	37	1217.0	1164	598	547	93	547	993

HISTORY RECORDS



2017 CURVE (74-66)

PLAYER	AVG	G	AB	R	H	2B	3B	HR	RBI	BB	SO	SB	CS
Chavez, Zane	.111	19	63	5	7	1	0	0	5	5	9	0	0
Diaz, Chris	.375	10	24	6	9	1	2	0	3	6	6	1	0
Escobar, Elvis	.277	116	383	42	106	12	5	3	32	25	69	5	7
Espinal, Edwin	.283	95	367	41	104	25	0	15	72	18	48	0	1
Feliz, Anderson	.246	48	175	23	43	9	3	2	21	26	46	9	4
George, Jordan	.302	30	106	14	32	9	0	1	18	8	12	1	0
Hill, Logan	.278	22	79	12	22	5	0	2	9	14	21	0	0
Hughston, Casey	.200	2	5	0	1	0	1	0	2	0	3	0	0
Jhang, Jin-De	.231	72	273	29	63	9	2	3	25	17	24	1	0
Joe, Connor	.240	74	242	29	58	11	4	5	30	34	40	2	4
Kramer, Kevin	.297	53	202	31	60	17	3	6	27	17	50	7	2
Luplow, Jordan	.287	73	254	45	73	15	0	16	37	29	45	1	3
Maffei, Justin	.258	32	89	15	23	3	0	0	4	16	16	4	1
Mathisen, Wyatt	.272	114	375	43	102	16	2	5	31	44	75	3	2
Morales, Tomas	.188	36	117	7	22	6	0	2	14	6	24	2	0
Newman, Kevin	.259	82	343	42	89	18	2	4	30	22	40	4	2
Rattledge, Logan	.108	15	37	2	4	1	0	0	0	3	10	0	0
Reyes, Pablo	.274	115	420	62	115	21	3	10	50	51	70	21	14
Schwind, Jonathan	.353	12	17	4	6	2	0	2	5	1	4	1	0
Simpson, Chase	.176	43	125	13	22	5	1	4	13	9	42	1	2
Suchy, Michael	.200	78	250	31	50	8	1	4	17	21	95	2	2
Suiter, Jerrick	.285	100	347	47	99	20	3	10	58	47	83	7	2
Tolman, Mitchell	.222	3	9	1	2	1	0	1	5	0	2	0	0
Tucker, Cole	.257	42	167	25	43	4	5	2	18	21	31	11	3
Williams, Jackson	.212	25	85	9	18	1	0	1	7	9	18	0	0
TOTALS	.255	140	4666	584	1192	223	37	99	540	454	931	83	49

HISTORY/RECORDS

PLAYER	W-L	ERA	G	GS	CG	SHO	SV	IP	H	R	ER	HR	BB	SO
Agrazal, Dario	0-1	4.50	1	1	0	0	0	4.0	3	2	2	0	2	2
Anderson, Tanner	10-8	3.38	30	19	0	0	0	133.1	134	54	50	6	33	97
Borden, Buddy	5-1	2.37	23	0	0	0	1	38.0	25	13	10	1	25	36
Brentz, Jake	0-1	5.79	14	0	0	0	0	14.0	7	9	9	3	15	16
Brubaker, J.T.	7-6	4.44	26	24	0	0	0	129.2	150	73	64	9	45	109
Coley, Austin	6-4	3.01	29	23	0	0	0	143.2	144	49	48	10	31	114
Cumpton, Brandon	3-3	4.50	13	0	0	0	1	20.0	24	12	10	2	9	18
Diaz, Chris	0-0	27.00	1	0	0	0	0	1.0	3	3	3	1	0	0
Dickson, Cody	2-4	5.85	12	6	0	0	0	32.1	39	22	21	8	20	31
DuRapau, Montana	2-2	1.49	27	0	0	0	14	36.1	28	7	6	0	14	39
Garcia, Yeudy	4-7	5.25	29	11	0	0	5	72.0	76	48	42	8	46	67
Hellweg, Johnny	0-1	4.50	4	0	0	0	0	6.0	5	3	3	2	1	6
Heredia, Luis	3-3	3.10	36	0	0	0	2	52.1	41	18	18	3	31	43
Keller, Mitch	2-2	3.12	6	6	0	0	0	34.2	25	14	12	2	11	45
Keselica, Sean	4-2	3.54	42	3	0	0	3	73.2	67	34	29	2	39	72
Kuchno, John	0-1	8.38	6	0	0	0	1	9.2	18	10	9	0	3	9
Lakind, Jared	1-1	6.81	22	0	0	0	2	35.2	49	29	27	3	17	38
McRae, Alex	10-5	3.61	27	25	1	0	0	149.2	170	71	60	9	36	89
Morales, Tomas	1-1	3.86	2	0	0	0	0	2.1	2	1	1	0	2	0
Rosario, Miguel	3-1	1.80	27	0	0	0	3	45.0	36	12	9	1	35	43
Sadler, Casey	2-3	3.91	10	6	1	0	0	48.1	49	21	21	5	3	40
Scioneaux, Tate	6-5	2.39	47	0	0	0	14	83.0	67	27	22	4	15	67
Simpson, Chase	0-1	16.2	2	0	0	0	0	1.2	4	3	3	0	1	1
Tailon, Jameson	0-0	0.00	1	1	0	0	0	3.0	1	0	0	0	1	6
Waddell, Brandon	3-3	3.55	15	15	0	0	0	66	60	28	26	3	27	56
Zamora, Daniel	0-0	0.00	2	0	0	0	0	3.0	2	0	0	0	2	2
TOTALS	74-66	3.67	140	140	2	9	46	1238.1	1229	563	505	82	464	1046



2018 CURVE (78-60)

Curve

PLAYER	AVG	G	AB	R	H	2B	3B	HR	RBI	BB	SO	SB	CS
Alemais, Stephen	.279	120	402	56	112	16	4	1	34	44	69	16	9
Bormann, John	.000	2	3	0	0	0	0	0	0	3	1	1	0
Cervelli, Francisco	.200	2	5	0	1	0	0	0	0	3	3	0	0
Craig, Will	.248	132	480	73	119	30	3	20	102	42	128	6	3
Escobar, Elvis	.151	40	106	6	16	0	3	0	9	3	21	3	1
Gaffney, Tyler	.194	51	124	20	24	4	0	3	15	12	27	4	0
George, Jordan	.263	110	342	46	90	12	0	5	43	41	47	0	1
Harrison, Josh	.167	3	12	2	2	0	0	0	1	1	3	0	0
Hayes, Ke'Bryan	.293	117	437	64	128	31	7	7	47	57	84	12	5
Hill, Logan	.228	117	391	48	89	14	2	17	72	41	132	1	5
Jackson, Bralin	.214	64	206	19	44	7	1	3	14	11	63	5	3
Jhang, Jin-De	.320	35	122	13	39	8	0	1	23	11	14	0	0
Kelley, Christian	.235	90	311	36	73	13	2	8	38	25	64	0	0
Krause, Kevin	.000	2	3	0	0	0	0	0	0	1	1	0	0
Martin, Jason	.325	68	255	49	83	13	5	9	34	28	61	7	8
Mathisen, Wyatt	.385	12	26	9	10	3	1	1	3	11	7	1	1
Pabst, Arden	.193	19	57	6	11	2	0	2	7	5	15	0	1
Ratledge, Logan	.182	28	55	6	10	3	0	2	8	5	13	1	0
Reyes, Alfredo	.250	34	108	16	27	4	0	1	11	10	37	11	1
Reyes, Pablo	.244	12	45	3	11	3	0	0	5	4	5	3	0
Reynolds, Bryan	.302	88	331	56	100	18	3	7	46	43	73	4	4
Tucker, Cole	.259	133	517	77	134	21	7	5	44	55	104	35	12
Williams, Jackson	.219	10	32	1	7	0	0	1	5	2	4	0	0
Team Total	.255	138	4477	613	1142	202	38	93	568	467	1020	110	54

PLAYER	W-L	ERA	G	GS	CG	SHO	SV	IP	H	R	ER	HR	BB	SO
Agrazal, Dario	5-6	3.99	15	14	0	0	0	85.2	91	41	38	9	13	52
Brentz, Jake	0-1	13.50	12	0	0	0	0	11.1	12	19	17	1	21	15
Brubaker, J.T.	2-2	1.80	6	6	0	0	0	35.0	29	9	7	1	8	35
Burdi, Nick	0-0	6.75	3	0	0	0	0	4.0	6	3	0	2	3	3
Coley, Austin	2-0	3.57	5	5	0	0	0	22.2	24	9	9	1	8	14
DuRapau, Montana	0-1	2.89	8	0	0	0	2	9.1	7	3	3	1	0	13
Eckelman, Matt	1-1	1.82	23	0	0	0	11	24.2	18	7	5	1	15	17
Escobar, Elvis	1-0	12.46	3	0	0	0	0	4.1	7	6	6	1	5	8
Escobar, Luis	4-0	4.54	7	7	0	0	0	35.2	30	18	18	4	21	25
Garcia, Yeudy	2-5	5.23	37	0	0	0	3	53.1	53	35	31	3	32	68
Hartlieb, Geoff	8-2	3.24	47	0	0	0	10	58.1	56	29	21	3	24	56
Hearn, Taylor	3-6	3.12	19	19	2	1	0	104	75	41	36	6	38	107
Helton, Bret	6-6	6.12	35	1	0	0	0	60.1	62	46	41	8	38	45
Hightower, Scooter	2-1	2.41	11	7	0	0	0	37.1	30	13	10	1	9	31
Jackson, Bralin	0-0	0.00	1	0	0	0	0	0.1	0	0	0	0	0	0
Keller, Mitch	9-2	2.72	14	14	0	0	0	86.0	64	29	26	7	32	76
Keselica, Sean	2-3	4.94	40	1	0	0	0	58.1	39	34	32	4	43	49
Kingham, Nick	0-1	7.20	1	1	0	0	0	5.0	7	4	4	0	1	4
Liranzo, Jesus	0-0	0.00	9	0	0	0	4	12.0	7	0	0	0	3	18
Marvel, James	3-1	3.00	5	5	1	0	0	33.0	29	11	11	1	9	22
Musgrove, Joe	0-1	2.25	1	1	0	0	0	4.0	2	1	1	1	0	4
Rattledge, Logan	0-0	2.08	3	0	0	0	1	4.1	2	1	1	0	4	4
Romero, Enny	0-0	0.00	2	0	0	0	0	2.0	1	0	0	0	1	1
Scioneaux, Tate	2-3	4.87	43	2	0	0	7	61.0	71	39	33	10	19	69
Sendelbach, Logan	4-3	4.24	35	3	0	0	0	70.0	68	34	33	6	41	47
Street, Sam	0-0	0.00	3	0	0	0	1	3.0	2	1	0	0	0	3
Vasquez, Pedro	2-6	5.12	13	12	0	0	0	63.1	70	40	36	9	18	46
Vera, Eduardo	8-3	3.62	17	17	0	0	0	97.0	83	41	39	11	23	68
Vieaux, Cam	9-5	3.59	15	15	0	0	0	87.2	79	35	35	10	17	72
Waddell, Brandon	2-1	2.68	9	8	0	0	0	53.2	39	18	16	4	19	43
Weiman, Blake	1-0	0.00	3	0	0	0	0	6.2	4	0	0	0	1	5
Team Total	78-60	3.85	138	138	3	11	39	1193.1	1067	567	510	103	465	1020

HISTORY RECORDS



2019 CURVE (69-71)

PLAYER	AVG	G	AB	R	H	2B	3B	HR	RBI	BB	SO	SB	CS
Alemas, Stephen	.267	12	45	4	12	0	0	0	2	1	9	2	0
Cervelli, Francisco	.333	1	3	0	1	1	0	0	0	0	0	0	0
Cruz, Oneil	.269	35	119	14	32	8	3	1	17	15	35	3	1
Delay, Jason	.234	67	231	22	54	12	1	8	37	13	63	1	0
Glendinning, Robbie	.261	58	184	21	48	7	1	5	31	24	65	2	1
Hill, Logan	.258	113	407	53	105	27	3	12	69	42	120	1	2
Jackson, Bralin	.257	95	272	32	70	13	2	0	20	16	71	7	2
Madris, Bligh	.260	132	457	50	119	26	2	8	55	43	99	3	4
Medrano, Jesse	.056	7	18	1	1	0	0	0	0	1	3	0	0
Ngope, Gift	.100	14	30	5	3	0	0	0	0	8	14	2	1
Oliva, Jared	.277	123	447	70	124	24	6	6	42	42	104	36	10
Owen, Hunter	.295	68	237	45	70	15	2	15	44	17	75	1	3
Pabst, Arden	.192	73	250	18	48	11	3	4	23	11	73	0	3
Peurifoy, Ryan	.106	26	47	6	5	0	0	1	1	6	19	0	1
Pope, Brett	.252	100	282	30	71	15	1	2	22	26	58	7	3
Reyes, Alfredo	.176	54	148	11	26	6	1	1	9	20	56	7	5
Sharpe, Chris	.216	68	231	44	50	14	1	11	38	17	67	2	3
Suiter, Jerrick	.235	121	408	39	96	14	0	4	39	22	77	2	2
Sweeney, Darnell	.196	15	51	5	10	3	0	2	5	4	22	0	2
Tolman, Mitchell	.254	116	401	56	102	18	3	4	32	47	100	10	5
Valerio, Adrian	.198	33	106	12	21	2	2	0	10	6	29	1	0
TOTALS	.241	140	4488	544	1081	218	31	85	503	387	1222	87	48

HISTORY/RECORDS

PLAYER	W-L	ERA	G	GS	CG	SHO	SV	IP	H	R	ER	HR	BB	SO
Agrazal, Dario	1-1	3.60	4	4	0	0	0	25.0	29	10	10	3	0	19
Bolton, Cody	2-3	5.85	9	9	0	0	0	40.0	37	26	26	6	16	33
Brady, Sean	5-11	3.65	22	22	1	1	0	138.0	135	67	56	15	36	82
Brentz, Jake	0-1	0.77	9	0	0	0	0	11.2	6	1	1	0	3	13
Campos, Vicente	2-2	4.85	20	0	0	1	26.0	29	17	14	5	13	23	23
Cederlind, Blake	5-1	1.77	31	0	0	0	2	45.2	31	10	9	1	16	42
Cesar, Joel	3-4	3.76	28	1	0	0	1	38.1	38	18	16	5	12	36
Coley, Austin	2-2	4.07	16	4	0	0	0	24.1	35	17	11	1	9	18
Eckelman, Matt	1-5	3.33	45	1	0	0	23	48.2	43	21	18	3	25	45
Economos, Nicholas	0-3	8.83	4	3	0	0	0	17.1	24	18	7	4	7	17
Escobar, Elvis	1-0	1.80	3	0	0	0	0	5.0	4	1	1	0	1	6
Garcia, Yeudy	1-2	6.10	33	2	0	0	1	62.0	76	45	42	4	34	53
German, Angel	3-3	4.33	39	0	0	0	2	52.0	33	25	25	8	31	48
Hightower, Scooter	2-5	6.02	10	9	0	0	0	43.1	51	32	29	8	12	21
Holmes, Clay	1-0	6.75	2	0	0	0	0	4.0	5	3	3	0	1	3
Jacques, Joe	0-0	0.00	1	0	0	0	0	1.0	1	0	0	0	2	0
Keselica, Sean	0-0	0.00	7	0	0	0	0	9.0	6	5	0	0	6	8
Koehler, Tom	0-0	54.00	1	0	0	0	0	0.1	2	2	2	1	1	1
Liranzo, Jesus	2-1	1.61	20	0	0	0	1	28.0	14	7	5	0	13	24
Marvel, James	9-5	3.10	17	17	1	1	0	101.2	85	36	35	6	24	83
Mears, Nick	0-0	1.80	4	0	0	0	0	5.0	4	3	1	0	2	7
Medrano, Jesse	0-0	18.00	1	0	0	0	0	1.0	2	2	2	0	0	0
Murray, Shea	0-0	162.00	1	0	0	0	0	0.1	5	6	6	0	1	0
O'Reilly, John	0-0	0.00	1	0	0	0	0	1.0	1	0	0	0	0	1
Ponce, Cody	0-0	6.00	3	1	0	0	1	6.0	3	4	4	1	1	6
Reyes, Alfredo	0-0	0.00	1	0	0	0	0	1.0	0	0	0	0	1	0
Robles, Domingo	4-6	4.02	18	18	3	2	0	103.0	113	51	46	13	21	77
Scioneaux, Tate	1-1	12.75	13	0	0	0	1	12.0	20	17	17	5	6	16
Suiter, Jerrick	0-0	0.00	2	0	0	0	0	1.2	1	0	0	0	0	1
Sulser, Beau	8-3	2.72	33	6	0	0	2	96.0	88	35	29	4	31	63
Valdes, Ryan	0-0	9.00	1	0	0	0	0	2.0	4	2	2	0	2	2
Vasquez, Pedro	8-5	2.71	24	23	1	0	0	123.0	107	46	37	8	29	91
Vieaux, Cam	4-4	2.23	13	13	0	0	0	76.2	54	20	19	6	29	59
Waddell, Brandon	3-1	2.23	7	7	0	0	0	36.1	29	10	9	0	9	42
Weiman, Blake	1-2	1.86	16	0	0	0	2	19.1	11	6	4	1	4	24
TOTALS	69-71	3.69	140	140	6	18	37	1205.2	1126	563	494	108	398	964



2021 CURVE (58-59)



PLAYER	AVG	G	AB	R	H	2B	3B	HR	RBI	BB	SO	SB	CS
Amaral, Daniel	.218	68	220	32	48	12	0	7	22	24	62	9	4
Bae, Ji-Hwan	.278	83	320	63	89	12	5	7	31	38	83	20	8
Bins, Carter	.200	16	55	4	11	2	0	0	6	10	19	0	0
Bissonette, Josh	.229	71	231	28	53	10	0	1	21	24	51	1	1
Busby, Dylan	.182	3	11	3	2	0	0	1	2	1	3	0	0
Castillo, Diego	.282	28	110	11	31	3	0	5	16	10	9	1	2
Castro, Rodolfo	.242	72	285	43	69	14	1	12	47	19	72	7	4
Citta, Brendt	.294	47	160	16	47	9	2	2	23	10	36	0	1
Cruz, Oneil	.292	62	250	51	73	15	5	12	40	20	64	18	3
Davis, Jonah	.211	60	190	29	40	7	3	8	19	26	95	4	6
Delay, Jason	.117	17	60	1	7	2	0	0	3	0	23	0	0
Finol, Claudio	.000	2	2	1	0	0	0	0	0	0	2	0	0
Fraizer, Matt	.288	37	132	20	38	12	3	3	18	13	34	1	2
Hernandez, Raul	.229	10	35	4	8	1	0	1	4	1	9	0	0
Jimenez, Joe	.167	2	6	1	1	0	0	1	1	2	1	0	0
Kaiser, Connor	.195	48	149	25	29	7	0	4	14	17	42	0	0
Koch, Grant	.130	16	54	4	7	2	0	1	4	2	13	0	0
Madris, Bligh	.192	10	26	2	5	0	0	0	1	7	6	0	0
Martin, Mason	.242	112	414	62	100	29	2	22	75	38	161	0	2
Mitchell, Cal	.280	108	382	43	107	19	1	12	61	24	71	6	7
Murray, Chase	.320	9	25	1	8	1	0	0	0	1	6	0	0
Pabst, Arden	.194	61	206	21	40	7	0	7	28	7	73	0	0
Paul, Ethan	.217	8	23	4	5	1	0	0	1	4	7	2	0
Smith-Njigba, Canaan	.274	66	219	35	60	11	0	6	40	45	66	13	1
Stafford Jr., Deon	.161	14	31	5	5	1	0	2	3	2	11	0	0
Suwinski, Jack	.252	45	151	21	38	9	0	4	21	25	51	4	2
Valdez, Jesus	.171	13	41	3	7	0	0	1	1	1	13	0	0
TOTALS	.244	117	3820	535	932	186	22	119	504	371	1102	86	43

PLAYER	W-L	ERA	G	GS	CG	SHO	SV	IP	H	R	ER	HR	BB	SO
Allred, Cam	4-0	2.53	28	0	0	0	1	53.1	33	17	15	5	23	49
Bido, Osvaldo	4-8	5.09	21	19	0	0	0	93.2	95	61	53	13	33	91
Case, Brad	2-3	5.24	28	2	0	0	0	67.0	80	41	39	13	21	57
Contreras, Roansy	3-2	2.65	12	12	0	0	0	54.1	37	21	16	5	12	76
Cruz, Omar	3-4	3.44	14	14	0	0	0	70.2	70	32	27	6	22	60
De Los Santos, Yerry	3-2	2.04	12	0	0	0	2	17.2	11	6	4	2	6	19
Gardner, Will	2-5	7.71	33	0	0	0	0	42.0	38	39	36	7	29	43
Jennings, Steven	3-0	6.67	13	0	0	0	0	29.2	40	23	22	4	11	20
Kirby, Nathan	1-0	6.52	17	0	0	0	1	19.1	19	18	14	1	15	37
Kranick, Max	1-0	4.02	3	3	0	0	0	15.2	14	7	7	2	2	16
MacGregor, Travis	4-9	6.25	22	21	0	0	0	90.2	92	69	63	13	41	88
Manasa, Alex	0-0	15.75	2	0	0	0	0	4.0	15	10	7	2	0	1
McGough, Trey	6-5	3.41	18	18	1	0	0	95.0	89	39	36	7	21	77
Melendez, Cristofer	3-3	4.41	28	0	0	0	7	32.2	21	21	16	2	18	39
Murray, Shea	4-3	4.12	37	0	0	0	4	43.2	41	25	20	3	38	51
Nunez, Oddy	2-1	8.32	28	0	0	0	1	44.1	48	43	41	5	37	51
O'Reilly, John	3-3	5.09	22	0	0	0	3	35.1	47	24	20	1	8	22
Pabst, Arden	0-0	0.00	1	0	0	0	0	0.1	0	0	0	0	0	0
Passantino, Jeff	1-8	4.62	18	15	0	0	1	76.0	77	41	39	12	20	74
Stratton, Hunter	2-0	1.42	20	0	0	0	7	25.1	16	4	4	1	13	44
Torbio, Noe	2-2	4.32	14	8	0	0	0	50.0	46	29	24	5	13	40
Vieaux, Cam	5-1	3.68	17	5	0	0	0	44.0	35	21	18	5	16	44
TOTALS	58-59	4.66	117	117	1	5	27	1004.2	964	591	520	114	399	999

HISTORY RECORDS



2022 CURVE (71-66)

PLAYER	AVG	G	AB	R	H	2B	3B	HR	RBI	BB	SO	SB	CS
Alvarez, Andres	.220	110	368	53	81	13	2	20	50	64	123	21	1
Amaral, Daniel	.000	2	3	0	0	0	0	0	0	0	2	0	0
Bins, Carter	.130	14	46	5	6	4	0	1	4	4	21	2	0
Bissonette, Josh	.167	15	48	4	8	1	0	0	3	5	7	0	1
Citta, Brendt	.225	59	204	28	46	8	2	4	23	25	65	1	2
Davis, Henry	.207	31	116	19	24	8	0	4	18	12	30	3	1
Delay, Jason	.143	2	7	0	1	1	0	0	0	0	3	0	0
Finol, Claudio	.043	9	23	1	1	0	0	0	1	3	6	0	0
Fraizer, Matt	.219	116	439	56	96	18	7	6	44	35	114	18	1
Gonzales, Nick	.263	71	259	47	68	20	1	7	33	43	90	5	3
Gorski, Matt	.277	38	141	27	39	8	2	6	28	15	47	10	2
Koch, Grant	.000	4	11	1	0	0	0	0	0	1	4	0	0
Macias, Fabricio	.255	41	149	20	38	11	0	4	25	5	42	5	4
Marcano, Tucupita	.303	31	99	22	30	7	2	2	13	20	25	4	2
Matthiessen, Will	.171	11	41	4	7	1	0	2	4	1	14	0	0
Nuñez, Malcom	.286	29	105	20	30	5	0	5	21	17	27	1	0
Peguero, Liover	.259	121	483	65	125	22	5	10	58	29	111	28	6
Rodriguez, Endy	.356	31	118	27	42	14	0	8	32	18	21	1	0
Sabol, Blake	.281	98	366	61	103	23	5	14	60	38	107	9	2
Sanchez, Lolo	.231	66	212	26	49	6	0	5	24	34	40	7	2
Scott, Connor	.247	109	380	46	94	25	4	7	49	33	92	10	6
Shackelford, Aaron	.239	110	397	66	95	23	1	26	79	40	128	11	2
Shackley, Dylan	.147	24	68	4	10	3	0	0	2	7	34	1	0
Suwinski, Jack	.353	13	51	13	18	8	0	3	13	5	14	1	0
Triolo, Jared	.282	112	425	66	120	21	5	9	39	63	87	24	5
TOTALS	.248	137	4559	681	1131	250	36	143	623	517	1254	162	40

HISTORY/RECORDS

PLAYER	W-L	ERA	G	GS	CG	SHO	SV	IP	H	R	ER	HR	BB	SO
Bellomy, Bear	1-2	7.04	31	0	0	0	1	55.0	72	47	43	13	11	44
Burrows, Mike	4-2	2.94	12	12	0	0	0	52.0	38	17	17	3	19	69
Case, Brad	1-3	3.92	30	0	0	0	1	62.0	59	35	27	7	22	58
Cruz, Omar	3-3	5.03	23	5	0	0	0	62.2	61	36	35	9	28	69
Dombkowski, Nick	3-1	3.92	22	1	0	0	1	41.1	38	26	18	5	11	45
Eckelman, Matt	1-0	2.25	4	3	0	0	0	12.0	10	3	0	0	5	5
Flowers, J.C.	7-6	2.88	33	2	0	0	3	68.2	57	26	22	6	24	62
Garcia, Oliver	0-0	0.00	3	0	0	0	0	4.0	3	1	0	0	2	6
Gonzalez, Domingo	0-0	3.00	1	0	0	0	0	3.0	2	1	1	0	3	4
Jacques, Joe	1-0	0.00	2	1	0	0	0	3.0	1	0	0	0	2	4
Junker, Cameron	0-0	0.00	4	0	0	0	0	4.1	1	0	0	0	1	7
Kobos, Will	2-0	3.77	12	1	0	0	1	14.1	10	8	6	0	15	18
MacGregor, Travis	4-1	3.60	15	3	0	0	0	45.0	34	19	18	6	22	60
Matson, Zach	2-1	1.84	11	1	0	0	0	14.2	7	5	3	1	5	17
Mejia, Emmanuel	2-5	5.80	40	1	0	0	2	49.2	50	40	32	6	31	51
Melendez, Cristofer	1-0	5.23	8	1	0	0	0	10.1	7	6	6	1	9	14
Mlodzinski, Carmen	6-8	4.78	27	22	0	0	0	105.1	109	63	56	10	40	111
Nicolas, Kyle	2-4	3.97	24	22	0	0	0	90.2	71	43	40	9	47	101
Ortiz, Luis	5-9	4.64	24	23	0	0	0	114.1	100	63	59	19	34	126
Oviedo, Luis	0-0	13.50	2	0	0	0	0	1.1	3	2	2	0	1	2
Passantino, Jeff	2-2	3.92	19	3	0	0	0	41.1	45	19	18	6	11	33
Peters, Dillon	1-0	3.60	4	1	0	0	0	5.0	3	2	2	0	0	6
Priester, Quinn	4-4	2.87	15	15	0	0	0	75.1	68	30	24	4	22	75
Roberts, Austin	3-1	4.28	37	3	0	0	2	48.1	52	28	23	9	19	56
Samaniego, Tyler	3-3	3.52	24	0	0	0	10	30.2	15	13	12	2	9	23
Selby, Colin	2-2	2.20	26	1	0	0	0	32.2	27	13	8	1	14	41
Shorridge, Aaron	3-4	4.88	14	14	0	0	0	55.1	61	38	30	6	31	37
Thomas, Tahnaj	5-4	3.02	37	1	0	0	3	50.2	44	18	17	4	20	52
Toribio, Noe	3-1	1.85	15	1	0	0	0	39.0	29	11	8	2	13	46
Underwood Jr., Duane	0-0	0.00	3	0	0	0	0	4.0	3	0	0	0	1	5
TOTALS	71-66	3.97	137	137	0	5	32	1196.0	1080	613	528	129	472	1247



2023 CURVE (67-68)



PLAYER	AVG	G	AB	R	H	2B	3B	HR	RBI	BB	SO	SB	CS
Alvarez, Andres	.215	96	339	43	73	18	1	8	35	30	98	4	3
Bins, Carter	.222	25	90	12	20	4	0	3	16	8	31	1	1
Bowen, Jase	.219	8	32	6	7	3	2	0	7	1	7	2	1
Cheng, Tsung-Che	.251	66	247	35	62	11	1	4	25	17	53	13	3
Choi, Ji Man	.250	3	8	1	2	1	0	0	0	1	1	0	0
Davis, Henry	.284	41	148	25	42	7	1	10	27	32	35	7	3
Finol, Claudio	.236	42	123	20	29	5	0	3	12	16	37	4	3
Fraizer, Matt	.252	121	437	67	110	16	3	8	50	43	104	21	3
Glenn, Jackson	.274	54	219	31	60	13	3	6	30	14	46	4	1
Gonzalez, Jacob	.237	86	308	30	73	9	1	8	44	16	60	0	1
Gorski, Matt	.238	93	357	56	85	16	2	17	54	27	101	19	4
Gutierrez, Abraham	.226	33	115	11	26	5	0	3	13	16	16	1	1
Jarvis, Mike	.234	28	94	10	22	0	0	1	5	5	16	11	0
Leyba, Domingo	.343	30	102	12	35	6	0	3	20	12	12	1	0
Macias, Fabricio	.245	15	49	4	12	2	0	1	6	4	14	4	1
Maggi, Drew	.181	36	127	13	23	5	0	0	10	9	27	4	0
Marcos, Norkis	.115	10	26	2	3	0	0	0	0	2	18	2	0
Martin, Mason	.212	69	226	34	48	8	0	16	43	52	102	7	4
Matthiessen, Will	.146	24	82	6	12	2	0	0	6	10	42	0	0
Palacios, Josh	.265	8	34	6	9	2	0	0	2	2	2	1	0
Peguero, Liover	.260	69	285	50	74	20	1	11	34	32	58	19	3
Perez, Joe	.341	25	85	18	29	3	0	7	18	20	24	2	1
Sanchez, Lolo	.227	87	278	39	63	11	0	5	25	41	48	6	4
Scott, Connor	.196	74	260	28	51	14	4	3	37	25	65	10	4
Shockley, Dylan	.167	36	96	12	16	0	0	0	10	14	37	0	0
Wilson, Eli	.262	18	61	8	16	2	0	3	7	3	12	1	1
Young, Chavez	.207	60	184	15	38	7	0	2	12	25	46	19	7
TOTALS	.236	135	4412	594	1040	190	19	122	548	477	1112	163	49

PLAYER	W-L	ERA	G	GS	CG	SHO	SV	IP	H	R	ER	HR	BB	SO
Ashcraft, Braxton	0-1	1.35	8	8	0	0	0	20.0	14	6	3	0	5	23
Bellomy, Bear	3-0	6.48	12	0	0	0	0	16.2	16	13	12	3	9	16
Carey, Jack	0-0	13.50	2	0	0	0	0	2.0	5	3	3	1	1	4
Case, Brad	1-2	5.06	14	4	0	0	0	26.2	32	20	15	3	15	25
Chandler, Bubba	1-0	0.00	1	1	0	0	0	5.0	1	0	0	0	0	8
Cruz, Omar	1-4	3.94	27	1	0	0	0	48.0	39	21	21	2	30	44
Dombkowski, Nick	5-6	3.71	33	8	0	0	0	85.0	76	37	35	13	26	58
Eckelman, Matt	0-2	8.33	14	2	0	0	0	27.0	30	28	25	3	27	11
Ford, Grant	2-1	4.37	19	0	0	0	0	22.2	20	12	11	4	16	19
Franzua, Geronimo	2-2	7.08	17	0	0	0	1	20.1	24	17	16	3	7	23
Garcia, Oliver	7-3	4.27	41	0	0	0	7	46.1	43	29	22	3	33	50
Jones, Jared	1-4	2.23	10	10	0	0	0	44.1	32	11	11	3	16	47
Junker, Cameron	4-5	3.25	45	1	0	0	2	55.1	45	25	20	3	29	43
Linarez, Valentín	0-0	33.75	2	0	0	0	0	1.1	4	5	5	1	2	2
MacGregor, Travis	4-0	1.83	16	1	0	0	0	34.1	29	8	7	3	13	45
Meis, Justin	4-3	4.55	29	10	0	0	1	83.0	74	46	42	13	47	77
Miliano, Michell	0-1	4.43	11	0	0	0	0	20.1	10	10	10	1	18	12
Minaya, Juan	0-2	2.39	22	0	0	0	1	26.1	25	10	7	2	11	27
Nicolas, Kyle	3-5	4.36	12	12	0	0	0	53.2	56	34	26	8	23	63
Ogle, Braeden	0-0	4.91	29	1	0	0	2	33.0	26	21	18	6	28	36
Samaniego, Tyler	2-1	5.51	41	1	0	0	6	47.1	51	31	29	2	23	54
Shortridge, Aaron	11-8	5.01	29	17	2	0	0	138.1	157	86	77	19	49	118
Skenes, Paul	0-0	13.50	2	2	0	0	0	2.2	4	4	4	0	2	5
Solometo, Anthony	2-4	4.35	12	12	0	0	0	51.2	49	27	25	6	14	50
Sullivan, Sean	8-4	3.88	24	21	1	0	0	113.2	106	53	49	13	38	97
Sulser, Beau	0-1	3.86	4	4	0	0	0	14.0	12	7	6	2	2	12
Thomas, Tahnaj	4-2	4.87	36	1	0	0	3	44.1	40	29	24	5	30	26
Toribio, Noe	2-3	3.79	34	0	0	0	3	57.0	48	25	24	6	27	68
Wolf, Jackson	0-4	4.25	8	8	0	0	0	36.0	32	18	17	5	10	30
TOTALS	67-68	4.32	135	135	3	10	26	1176.1	1104	636	564	133	551	1093

HISTORY RECORDS



2024 CURVE (62-76)

PLAYER	AVG	G	AB	R	H	2B	3B	HR	RBI	BB	SO	SB	CS
Acuna, Francisco	.290	15	31	2	9	3	0	0	3	6	6	1	0
Beer, Seth	.281	55	199	19	56	7	2	4	21	18	48	1	0
Bins, Carter	.193	66	212	34	41	8	1	8	18	29	87	6	1
Bowen, Jase	.241	110	407	57	98	17	2	10	43	29	106	22	8
Cheng, Tsung-Che	.218	126	422	64	92	19	0	11	54	61	117	16	7
Cimillo, Nick	.224	44	161	17	36	9	1	4	23	22	32	1	0
Davis, Henry	.000	2	6	1	0	0	0	0	0	2	5	0	0
Dixon, Brenden	.188	64	197	23	37	6	0	8	30	24	69	6	0
Fajardo, Yoyner	.300	63	220	40	66	10	3	0	20	35	37	17	5
Frazier, Matt	.240	56	192	25	46	7	1	5	21	20	59	10	3
Glenn, Jackson	.192	73	224	28	43	9	0	4	20	19	75	2	2
Gonzalez, Eduardo (Tres)	.239	95	322	34	77	9	1	0	24	28	75	10	8
Gutierrez, Abraham	.251	44	171	15	43	10	1	0	20	7	29	2	1
Harrison, Kalae	.187	4	12	1	2	0	0	0	0	0	3	0	1
Hendrie, Wyatt	.254	20	63	8	16	4	0	1	13	4	16	4	0
Jarvis, Mike	.103	27	87	7	9	3	0	1	2	9	31	4	1
Johnson, Termarr	.229	14	48	9	11	2	0	2	8	7	11	2	1
Kiner-Falefa, Isiah	.500	1	4	1	2	1	0	0	0	0	0	0	0
McAdoo, Charles	.269	27	104	13	28	6	1	5	11	13	29	3	0
Perez, Joe	.230	62	230	20	53	11	2	6	38	22	78	2	0
Peterson, Dustin	.220	45	159	18	35	6	0	5	23	17	51	2	2
Pichardo, Kervin	.252	118	421	57	106	14	2	11	49	27	128	8	4
Planchart, Geovanny	.222	3	9	2	2	0	0	0	1	3	2	0	0
Rodriguez, Endy	.208	6	24	4	5	1	0	0	1	1	6	0	0
Scott, Connor	.160	24	81	8	13	2	0	0	5	5	25	0	1
Shackelford, Aaron	.216	23	88	9	19	3	1	4	14	3	34	1	1
Shockley, Dylan	.167	11	24	0	4	0	0	0	1	0	8	0	0
Siani, Sammy	.254	96	351	49	89	13	6	5	36	35	81	14	5
Wilson, Eli	.164	25	67	7	11	1	0	3	6	7	20	3	1
TOTALS	.231	138	4536	572	1049	181	24	97	505	453	1268	137	52

HISTORY/RECORDS

PLAYER	W-L	ERA	G	GS	CG	SHO	SV	IP	H	R	ER	HR	BB	SO
Ashcraft, Braxton	2-2	3.69	11	10	1	0	0	53.2	51	24	22	6	8	63
Barco, Hunter	0-1	2.25	2	2	0	0	0	4.0	2	1	1	0	0	6
Bednar, David	0-0	0.00	1	0	0	0	0	1.0	0	0	0	0	0	1
Borucki, Ryan	0-0	5.40	3	0	0	0	0	3.1	3	2	2	0	2	3
Carey, Jack	6-3	3.75	30	0	0	0	8	50.1	52	25	21	6	23	43
Case, Brad	4-1	3.19	17	1	0	0	0	36.2	41	15	13	2	9	21
Chandler, Bubba	6-7	3.70	19	16	0	0	1	80.1	55	36	33	7	26	94
Chapman, Emmanuel	2-2	3.57	24	7	0	0	0	63.0	47	27	25	3	26	57
Chen, Po-Yu	4-10	4.03	27	25	0	0	0	134.0	130	68	60	12	43	96
Deese, Jaycob	0-0	4.82	5	1	0	0	0	9.1	14	5	5	1	4	3
Dixon, Brenden	0-0	0.00	2	0	0	0	0	1.1	2	0	0	0	0	0
Dombkowski, Nick	4-4	3.17	16	7	0	0	1	48.1	38	21	17	5	15	39
Fellows, Drake	2-5	5.74	17	10	0	0	0	53.1	52	36	34	6	26	49
Flowers, J.C.	1-1	3.44	27	0	0	0	0	49.2	30	23	19	1	30	43
Ford, Grant	4-3	3.95	35	2	0	0	0	57.0	56	31	25	2	32	58
Garcia, Darwin	0-1	9.00	1	0	0	0	0	1.0	1	4	1	0	3	1
Gau, Chris	0-4	3.47	11	5	0	0	1	23.1	22	13	9	3	8	20
Harrington, Thomas	2-2	2.24	13	12	0	0	0	68.1	58	25	17	4	10	74
Junker, Cameron	0-3	13.19	15	0	0	0	2	14.1	19	24	21	2	21	12
Linares, Valentin	1-2	6.46	17	0	0	0	0	30.2	33	25	22	5	19	28
Mattson, Isaac	2-1	3.27	8	0	0	0	1	11.0	9	4	4	1	5	13
McClure, Kade	0-0	18.00	2	0	0	0	0	2.0	5	4	4	0	1	1
Meis, Justin	3-1	6.44	37	0	0	0	2	64.1	70	49	46	9	36	72
Melendez, Cristofer	1-0	18.00	2	0	0	0	0	2.0	6	4	4	0	2	4
Nielson, Cy	3-1	6.55	13	0	0	0	0	22.0	23	17	16	2	14	28
Perachi, Dominic	1-2	6.15	10	8	0	0	1	41.0	54	30	28	4	23	40
Peralta, Luis	0-0	1.86	7	0	0	0	2	9.2	9	2	2	1	3	14
Randall, Scott	0-0	0.00	1	1	0	0	0	4.0	3	0	0	0	0	3
Samaniego, Tyler	0-0	3.57	13	0	0	0	1	17.2	17	7	7	1	7	22
Solometo, Anthony	1-7	5.98	20	17	0	0	0	58.2	60	41	39	7	35	46
Sullivan, Sean	2-5	3.84	15	13	0	0	1	72.2	70	34	31	6	22	57
Sulser, Beau	0-0	0.00	1	0	0	0	0	4.0	2	0	0	0	1	3
Townsend, Blake	1-0	2.00	5	0	0	0	0	9.0	4	2	2	0	2	6
Wilson, Eli	0-0	0.00	1	0	0	0	0	1.0	0	0	0	0	0	1
Woods, Jaden	3-3	4.93	20	1	0	0	3	34.2	34	21	19	3	17	43
Yean, Eddy	7-5	3.45	46	0	0	0	5	73.0	76	35	28	6	21	65
TOTALS	62-76	4.29	138	138	1	8	29	1209.2	1148	655	577	105	494	1129



2025 CURVE (69-68)




PLAYER	AVG	G	AB	R	H	2B	3B	HR	RBI	BB	SO	SB	CS
Alfonzo, Omar	.218	49	170	15	37	9	1	3	22	19	58	0	0
Berg, Derek	.321	9	28	5	9	2	0	0	2	6	10	0	0
Bowen, Jase	.257	52	175	22	45	11	1	5	17	17	63	13	2
Brannigan, Jack	.225	59	204	29	46	8	2	5	30	25	62	9	0
Cimillo, Nick	.239	112	401	50	96	26	4	20	71	44	97	5	2
Cruz, Oneil	.167	2	6	2	1	0	1	0	3	2	1	0	0
Dixon, Brenden	.176	67	182	23	32	5	1	3	12	27	63	9	2
Escotto, Maikol	.135	40	126	17	17	2	0	2	10	9	29	3	2
Gonzalez, Tres	.246	76	228	19	56	10	0	1	19	32	49	0	3
Gourson, Duce	.284	56	197	27	56	12	1	5	20	23	61	10	1
Griffin, Konnor	.337	21	83	20	28	2	0	5	22	7	23	6	2
Head, Hudson	.116	33	86	8	10	0	1	1	4	6	32	1	1
Hendrie, Wyatt	.179	40	106	18	19	2	0	3	13	24	30	3	1
Hilton, P.J.	.273	22	66	9	18	2	1	0	6	7	14	0	2
Horwitz, Spencer	.125	5	16	2	2	1	0	0	0	2	2	0	0
Jarvis, Mike	.202	65	183	25	37	5	1	2	25	12	50	17	4
Jebb, Mitch	.265	122	445	55	118	11	6	0	34	59	56	33	5
Johnson, Termarr	.272	119	434	67	118	15	3	9	35	59	93	20	12
McKeithan, Aaron	.175	41	114	11	20	2	0	3	12	18	21	0	1
Pichardo, Kervin	.201	92	313	33	63	13	2	8	41	35	97	5	3
Rivas, Javier	.209	31	110	11	23	7	0	3	14	3	26	0	0
Ross, Shawn	.163	35	98	10	16	6	0	2	12	15	48	0	0
Sjani, Sammy	.192	76	266	33	51	9	4	3	29	36	66	16	3
Valdez, Esmerlyn	.260	51	181	29	47	7	1	6	29	25	53	1	2
Vargas, Imanol	.204	36	98	8	20	3	0	1	12	20	34	0	0
TOTALS	.228	137	4316	548	985	170	30	90	494	532	1139	152	48

PLAYER	W-L	ERA	G	GS	CG	SHO	SV	IP	H	R	ER	HR	BB	SO
Barco, Hunter	1-0	0.00	6	6	0	0	0	25.2	11	0	0	0	7	34
Bayless, Jarod	0-5	5.28	11	8	0	0	0	29.0	27	22	17	4	7	25
Bidois, Brandon	4-0	1.08	14	0	0	0	0	25.0	10	6	3	0	8	26
Burrows, Beau	1-1	0.44	15	0	0	0	5	20.2	7	1	1	0	5	21
Carey, Jack	0-1	3.86	3	0	0	0	0	2.1	2	2	1	0	1	1
Chapman, Emmanuel	7-2	3.72	32	5	0	0	0	72.2	56	34	30	2	41	72
Chen, Po-Yu	4-11	5.73	26	23	0	0	0	99.0	105	66	63	11	48	87
Curtis, Khristian	0-0	0.00	1	0	0	0	0	2.0	0	0	0	0	0	3
Del Bonta-Smith, Fineas	2-1	5.47	15	1	0	0	0	26.1	36	18	16	3	11	18
Diamond, Derek	1-3	14.79	9	1	0	0	0	14.0	31	23	23	2	10	12
Dixon, Brenden	0-0	27.00	1	0	0	0	0	0.1	1	1	1	1	0	0
Dombkowski, Nick	0-0	2.45	5	0	0	0	1	11.0	8	3	3	1	4	10
Dotel, Wilber	7-9	4.15	27	27	0	0	0	125.2	111	62	58	14	43	131
Ercolani, Alessandro	1-8	4.04	25	21	0	0	0	100.1	84	48	45	12	39	68
Flowers, J.C.	0-1	8.66	9	1	0	0	0	17.2	21	17	17	3	10	18
Gonzalez, Tres	0-0	2.70	4	0	0	0	0	3.1	3	1	0	1	1	1
Harbin, Ryan	1-1	3.66	14	0	0	0	0	19.2	17	10	8	2	7	31
Head, Hudson	0-0	0.00	2	0	0	0	0	0.2	1	0	0	0	1	0
Hendrie, Wyatt	0-0	0.00	1	0	0	0	0	1.0	0	0	0	0	0	0
Jarvis, Mike	0-0	0.00	2	0	0	0	0	1.1	1	0	0	0	1	0
Kelly, Antowne	2-2	3.00	11	11	0	0	0	48.0	40	17	16	2	16	46
Linarez, Valentine	5-2	3.16	37	1	0	0	1	57.0	39	21	20	4	27	57
Loeschorn, Joshua	0-0	0.00	1	0	0	0	0	1.2	4	4	0	0	2	0
McMillan, Garrett	1-1	4.26	4	4	0	0	0	19.0	19	9	9	1	4	15
Meis, Justin	4-4	2.89	42	0	0	0	7	62.1	49	21	20	5	21	67
Melendez, Cristofer	0-0	12.27	4	0	0	0	0	3.2	5	5	5	0	6	5
Nielson, Cy	3-2	5.40	38	2	0	0	0	55.0	62	37	33	5	31	67
Oviedo, Johan	1-0	2.16	2	2	0	0	0	8.1	7	2	2	0	0	8
Perachi, Dominic	3-1	4.89	8	7	0	0	0	35.0	32	22	19	2	15	22
Ramos, Wilkin	3-2	1.45	35	0	0	0	7	49.2	28	10	8	1	19	53
Samaniego, Tyler	1-1	3.08	20	0	0	0	3	26.1	18	10	9	1	6	30
Sanders, Cam	2-0	1.90	18	0	0	0	9	23.2	12	7	5	1	13	26
Solometo, Anthony	1-0	0.90	2	2	0	0	0	10.0	2	1	1	0	4	7
Sullivan, Sean	1-1	1.15	7	2	0	0	0	15.2	7	4	2	1	4	14
Tomkins, Landon	2-0	2.84	10	0	0	0	0	12.2	20	4	4	0	6	10
Townsend, Blake	5-4	2.05	22	12	0	0	0	66.0	53	19	15	4	18	52
Walsh, Mike	1-0	3.38	11	0	0	0	1	18.2	17	7	7	0	4	16
Wietrefre, Connor	0-0	1.80	1	1	0	0	0	5.0	2	1	1	1	0	4
Woods, Jaden	5-5	5.81	44	0	0	0	0	62.0	68	49	40	5	34	68
TOTALS	69-68	3.83	137	137	0	0	35	1177.1	1016	564	501	88	90	532

HISTORY RECORDS



EASTERN LEAGUE



LEAGUE INFORMATION

League NameEastern League
 Year Founded1923



DIVISIONAL ALIGNMENT

SOUTHWEST	NORTHEAST
Akron RubberDucks	Binghamton Rumble Ponies
Altoona Curve	Hartford Yard Goats
Chesapeake Baysox	New Hampshire Fisher Cats
Erie SeaWolves	Portland Sea Dogs
Harrisburg Senators	Reading Fightin Phils
Richmond Flying Squirrels	Somerset Patriots

2026 EASTERN LEAGUE MILEAGE CHART

	AKR	ALT	BNG	CHE	ERI	HAR	HFD	NHM	POR	REA	RIC	SOM
Akron	-	197	385	361	125	306	531	676	740	353	417	422
Altoona	197	-	223	186	199	121	370	514	578	179	263	260
Binghamton	385	223	-	298	266	182	226	295	403	153	400	159
Chesapeake	361	186	298	-	379	115	328	467	531	134	119	193
Erie	125	199	266	379	-	268	488	575	640	316	449	416
Harrisburg	306	121	182	115	268	-	281	420	484	62	217	141
Hartford	539	378	232	328	485	295	-	134	198	243	447	170
New Hampshire	676	514	295	467	575	420	133	-	99	378	588	300
Portland	740	578	403	531	640	484	208	99	-	443	653	368
Reading	353	179	153	134	316	62	237	378	443	-	254	92
Richmond	417	263	400	119	449	217	446	588	653	254	-	311
Somerset	422	260	159	193	416	141	170	300	368	92	311	-

2026 SCHEDULE & PLAYOFF FORMAT

Schedule 138 games
 Opening Day April 2
 Final Day of the First Half June 21
 First Day of the Second Half June 23
 Last Game September 13
 Roster Limit 28

Playoff Format

- Team with the best record in each division after play on June 21 will be declared First Half Champion and qualify for the postseason.
- Team with the best record in each division in the second half of the season, beginning on June 23 and ending on September 13 will be declared Second Half Champion and meet the First Half Champion in a best-of-three series.
- Should the winner of the Second Half in any division be the same as the winner of the First Half, the playoff qualifier will go to the team with the next best overall record for the season.
- Winners of each Divisional Series will meet in a best-of-three Championship Series. The first half winner hosts games two and three of the Divisional Series.

League Statistician
 MLB Advanced Media
 75 Ninth Ave., 5th Floor
 New York, NY 10011

Statistical Minimums
 Batting Title (383 minimum PA)
 ERA Title (114 minimum IP)

2025 EASTERN LEAGUE RECAP

SOUTHWEST DIVISION

CLUB	W	L	PCT	GB
Erie SeaWolves*	84	54	.609	--
Akron RubberDucks	77	60	.562	6.5
Altoona Curve**	69	68	.504	14.5
Harrisburg Senators	68	70	.493	16.0
Chesapeake Baysox	59	77	.434	24.0
Richmond Flying Squirrels	56	79	.415	26.5

* First Half Champion

NORTHEAST DIVISION

CLUB	W	L	PCT	GB
Binghamton Rumble Ponies*	84	54	.609	--
Somerset Patriots**	76	60	.559	18.0
Hartford Yard Goats	69	68	.504	21.5
Portland Sea Dogs	64	71	.474	25.5
New Hampshire Fisher Cats	56	81	.409	34.5
Reading Fightin Phils	55	81	.404	35.0

** Second Half Qualifier

SOUTHWEST DIVISION SERIES

Erie defeated **Altoona**, 2-1

EL CHAMPIONSHIP SERIES

Binghamton defeated Erie, 2-1

NORTHEAST DIVISION SERIES

Binghamton defeated Somerset, 2-0

Erie held Altoona to 1 run in each of final 2 games of the series.

Binghamton's Jacob Reimer drove in 6 runs in 5 playoff games.

Binghamton's Wyatt Young batted .533 (8-for-19) in 5 playoff games.

2025 EASTERN LEAGUE POST-SEASON ALL STARS

Catcher	Rafael Flores (Somerset)
First Base	Ryan Clifford (Binghamton)
Second Base	Max Anderson (Erie)
Shortstop	Aidan Miller (Reading)
Third Base	Carlos Mendoza (Erie)
Outfield	Felix Reyes (Reading)
Outfield	Phillip Glasser (Harrisburg)
Outfield	Hendry Mendez (Reading)
Designated Hitter	Cooper Ingle (Akron)
Utility	Jett Williams (Binghamton)
Starter	Jonah Tong (Binghamton)
Starter	Jack Weninger (Binghamton)
Starter	Connelly Early (Portland)
Starter	Joander Suarez (Binghamton)
Reliever	Wilkin Ramos (Altoona)
Reliever	Douglas Orellana (Binghamton)

2024 E.L. SEASON-ENDING AWARDS & HONORS

Manager of the Year	Reid Brignac (Binghamton)
Most Valuable Player	Felix Reyes (Reading)
Pitcher of the Year	Jonah Tong (Binghamton)
Top MLB Prospect	Jett Williams (Binghamton)



Termarr Johnson and Konnor Griffin, seen here high-fiving P.J. Hilson, led Altoona to their first playoff appearance in seven years in 2025. (Brenden Grimminger / Altoona Curve)

PIRATES' LONGEST, UNINTERRUPTED AFFILIATIONS

The Curve have been the Double-A affiliate of the Pittsburgh Pirates since the franchise started play in 1999. The relationship officially began on September 15, 1998 with the announcement of the first Player Development Contract between the two organizations. Located just 85 miles (as the crow flies) from PNC Park, Altoona's 26-year relationship with the Pirates is the longest-running, uninterrupted minor league affiliate in the 140-year history of the Pittsburgh Pirates. In December of 2020, the two teams announced the extension of their relationship through a brand new 10-year Player Development License created by Major League Baseball. Below is a complete list of Pirates minor league affiliations to last ten seasons or longer.

CLUB	YEARS	CLASS	LEAGUE	CLUB	YEARS	CLASS	LEAGUE
Altoona Curve	27 (1999-pres.)	AA	Eastern	Columbus Jets	14 (1957-1970)	AAA	International
Indianapolis Indians	21 (2005-pres.)	AAA	International	Albany Senators	11 (1940-1950)	A	Eastern
Salem Rebels/Pirates	17 (1964-1980)	A	Carolina	Augusta Pirates/GreenJackets	11 (1988-1998)	A	South Atlantic
Bradenton Marauders	17 (2010-pres.)	A	Florida State Lg	Hickory Crawdads	10 (1999-2008)	A	South Atlantic
Lynchburgh Hillcats	15 (1995-2009)	A-Adv.	Carolina	West Virginia Power	10 (2009-2018)	A	South Atlantic

Salem, Va. is the only city to host a Pirates affiliate for more total seasons than Altoona. Salem was an affiliate at three different levels for 28 years combined over two different stints (1964-80 & 1990-94). The Salem Rebels (renamed the Pirates in 1972 after Pittsburgh's 1971 World Series title) were the Rookie-level affiliate from 1964-67, then moved up to full-season Class A in 1968 and remained through 1980. After three years as an affiliate of the San Diego Padres and three more with the Texas Rangers, Salem returned to Pirates affiliation in 1987 and were re-named the Buccaneers. The Carolina League became Class A-Advanced in 1990 and Salem remained an affiliate through 1994 before the Pirates moved on to Lynchburg prior to the 1995 campaign.

LEAGUE & MiLB AWARDS



EASTERN LEAGUE PLAYER OF THE WEEK

1999 Adam Hyzdu July 26-August 1	2012 Startling Marte August 8-15
2000 Adam Hyzdu May 15-21	2012 Adalberto Santos July 23-30
Rob Mackowiak June 3-9	2013 Alex Dickerson July 8-15
Darren Burton August 14-20	Alex Dickerson July 22-29
2001 J.R. House June 11-17	2014 Keon Broxton August 18-25
2002 J.J. Davis July 22-28	2015 Max Moroff April 20-27
Kevin Seifick August 5-11	Josh Bell April 27-May 4
2003 Josh Bonifay April 28-May 4	2016 Austin Meadows May 30-June 5
Kevin Nicholson June 9-15	Barrett Barnes August 8-14
2004 Yurendell DeCaster June 14-20	Barrett Barnes August 22-28
Josh Bonifay June 28-July 5	Barrett Barnes Aug. Player of the Month
Nate McLouth August 9-15	2017 Jordan Luplow May 29-June 4
2005 Josh Bonifay May 9-15	2018 Jason Martin May 7-13
2006 Vic Buttler May 8-14	Will Craig June 11-17
2007 Steven Pearce June 25-July 1	Hunter Owen April 22-28
Jason Delaney July 16-22	Logan Hill August 12-18
2008 James Boone April 14-21	2025 Esmerlyn Valdez August 25-31
2011 Jordy Mercer June 13-20	Duce Gourson September 8-14

EASTERN LEAGUE PITCHER OF THE WEEK

1999 Paul Ah Yat April 19-25	2014 Jameson Taillon August 20-27
Bronson Arroyo June 7-13	Adrian Sampson July 14-21
2000 Steve Sparks May 29-June 4	2015 Tyler Glasnow July 13-20
Mike Gonzalez July 2-8	Steven Brault July 27-August 3
Justin Reid July 16-22	2016 Brandon Waddell June 20-26
2002 John Grabow August 5-11	2017 Austin Coley August 28-Sept. 4
2004 Ian Snell April 26-May 2	2018 Mitch Keller May 14-20
Landon Jacobsen June 14-20	Eduardo Vera August 20-26
2005 Hansel Izquierdo July 25-31	2019 James Marvel April 15-21
2006 Mike Connolly May 22-28	Domingo Robles August 26-September 2
Shane Youman June 26-July 2	2021 Roansy Contreras May 18-25
2007 Luis Munoz May 7-13	2022 Mike Burrows May 23-29
Luis Munoz August 27-Sept. 3	Quinn Priester September 5-11
2008 Yostan Herrera June 2-9	2024 Bubba Chandler June 17-23
2010 Jared Hughes May 10-17	Thomas Harrington July Pitcher of the Month
Tim Alderson May 24-June 1	Hunter Barco April 21-27
Justin Wilson August 9-16	Hunter Barco April Pitcher of the Month
2011 Aaron Thompson April 7-18	Wilber Dotel August 25-31
2012 Phil Irwin July 23-30	

EL MOST VALUABLE PLAYER

1999 Adam Hyzdu

EL PITCHER OF THE YEAR

2003 Sean Burnett

EL ROOKIE OF THE YEAR

2011 Startling Marte

2013 Alex Dickerson

EL MANAGER OF THE YEAR

2010 Matt Walbeck

EL ALL-STAR GAME MVP

2004 Jeff Keppinger

2006 Brett Roneberg

2010 Chase d'Arnaud

2011 Brock Holt

EL POSTSEASON MVP

2010 Justin Wilson

2017 Mitch Keller

MiLB RAWLINGS GOLD GLOVE AWARD

2017 Edwin Espinal, 1B

2018 Ke'Bryan Hayes, 3B

EASTERN LEAGUE CHAMPIONS

1923 Williamsport Billies	1958 Binghamton Triplets	1993 Harrisburg Senators
1924 Williamsport Grays	1959 Springfield Giants	1994 Binghamton Mets
1925 York White Roses	1960 Williamsport Grays/Springfield Giants	1995 Reading Phillies
1926 Scranton Miners	1961 Springfield Giants	1996 Harrisburg Senators
1927 Harrisburg Senators	1962 Elmira Pioneers	1997 Harrisburg Senators
1928 Harrisburg Senators	1963 Charleston Indians	1998 Harrisburg Senators
1929 Binghamton Triplets	1964 Elmira Pioneers	1999 Harrisburg Senators
1930 Wilkes-Barre Barons	1965 Pittsfield Red Sox	2000 New Haven Ravens
1931 Harrisburg Senators	1966 Elmira Pioneers	2001 New Britain Rock Cats/Reading Phillies
1932 Wilkes-Barre Barons	1967 Binghamton Triplets	2002 Norwich Navigators
1933 Binghamton Triplets	1968 Reading Phillies	2003 Akron Aeros
1934 Williamsport Grays	1969 York Pirates	2004 New Hampshire Fisher Cats
1935 Binghamton Triplets	1970 Waterbury Pirates	2005 Akron Aeros
1936 Scranton Miners	1971 Elmira Royals	2006 Portland Sea Dogs
1937 Elmira Pioneers	1972 West Haven Yankees	2007 Trenton Thunder
1938 Elmira Pioneers	1973 Reading Phillies	2008 Trenton Thunder
1939 Scranton Red Sox	1974 Thetford Mines Pirates	2009 Akron Aeros
1940 Binghamton Triplets	1975 Bristol Red Sox	2010 Altoona Curve
1941 Elmira Pioneers	1976 West Haven Yankees	2011 New Hampshire Fisher Cats
1942 Scranton Red Sox	1977 West Haven Yankees	2012 Akron Aeros
1943 Elmira Pioneers	1978 Bristol Red Sox	2013 Trenton Thunder
1944 Binghamton Triplets	1979 West Haven Yankees	2014 Binghamton Mets
1945 Albany Senators	1980 Holyoke Millers	2015 Bowie Baysox
1946 Scranton Red Sox	1981 Bristol Red Sox	2016 Akron RubberDucks
1947 Utica Blue Sox	1982 West Haven A's	2017 Altoona Curve
1948 Scranton Red Sox	1983 New Britain Red Sox	2018 New Hampshire Fisher Cats
1949 Binghamton Triplets	1984 Vermont Reds	2019 Trenton Thunder
1950 Wilkes-Barre Barons	1985 Vermont Reds	2021 Akron RubberDucks
1951 Scranton Red Sox	1986 Vermont Reds	2022 Somerset Patriots
1952 Binghamton Triplets	1987 Harrisburg Senators	2023 Erie SeaWolves
1953 Binghamton Triplets	1988 Albany-Colonie Yankees	2024 Erie SeaWolves
1954 Albany Senators	1989 Albany-Colonie Yankees	2025 Binghamton Rumble Ponies
1955 Allentown Cardinals	1990 London Tigers	
1956 Schenectady Blue Jays	1991 Albany-Colonie Yankees	
1957 Reading Indians	1992 Binghamton Mets	

ALTOONA CURVE MID-SEASON ALL-STAR

1999 (Mobile, Ala.)	Kevin Haverbusch (3B)
2000 (Bowie, Md.)	Sam McConnell (LHP)
2001 (Round Rock, Texas)	J.R. House (C)
2002 (Norwich, Conn.)	Shawn Garrett (OF), Chris Spurling (RHP)
2003 (New Britain, Conn.)	Sean Burnett (LHP), Jose Castillo (2B), Shawn Garrett (OF), Mike Johnston (LHP) Chan Perry (1B)
2004 (Bowie, Md.)	Bryan Bullington (RHP), Chris Duffy (OF), Jeff Keppinger (2B), Ian Snell (RHP)
2005 (Portland, Maine)	Jose Bautista (3B), Josh Bonifay (1B), Brady Borner (LHP), Rajai Davis (OF) Tom Gorzelanny (LHP)
2006 (Altoona, Pa.)	Vic Buttler (OF), Landon Jacobsen (RHP), Brandon Knight (RHP), Simon Pond (1B) Brett Roneberg (OF), Shane Youman (LHP)
2007 (Norwich, Conn.)	Dave Davidson (LHP) Luis Munoz (RHP), Steven Pearce (1B), Brian Peterson (C) Matt Peterson (RHP), Neil Walker (3B)
2008 (Manchester, N.H.)	Pat Bresnehan (RHP), Jason Delaney (1B), Shelby Ford (2B)^, Yoslan Herrera (RHP)* Josh Shortstef (LHP)
2009 (Trenton, N.J.)	Jason Delaney (OF), Brian Friday (SS), Daniel Moskos (LHP)
2010 (Harrisburg, Pa.)	Chase d'Arnaud (SS), Hector Gimenez (C), Matt Hague (1B), Derek Hankins (RHP) Josh Harrison (INF), Rudy Owens (LHP)
2011 (Manchester, N.H.)	Jeremy Farrell (3B), Brock Holt (2B), Jeff Locke (LHP), Starling Marte (CF) Aaron Pribanic (RHP)
2012 (Reading, Pa.)	Vic Black (RHP), Ramon Cabrera (C), Brandon Cumpton (RHP), Brock Holt (SS)
2013 (New Britain, Conn.)	Jarek Cunningham (2B), Ethan Hollingsworth (RHP), Casey Sadler (RHP)^ Adalberto Santos (3B), Jameson Taillon (RHP)%
2014 (Altoona, Pa.)	Ryan Beckman (RHP), Elias Diaz (C), Willy Garcia (OF), Alen Hanson (SS) Kenn Kasparek (RHP), Drew Maggi (IF/OF), Adrian Sampson (RHP)
2015 (Portland, Maine)	Josh Bell (1B), Adam Frazier (SS), Max Moroff (2B), Dan Gamache (INF), Jason Creasy (RHP)
2016 (Akron, Ohio)	Edwin Espinal (1B), Harold Ramirez (OF), Tyler Eppler (RHP), Jared Lakind (LHP)
2017 (Manchester, N.H.)	Wyatt Mathisen (3B), Jordan Luplow (OF)** Edwin Espinal (1B), Alex McRae (RHP), Kevin Kramer (2B)^, Montana DuRapau (RHP)
2018 (Trenton, N.J.)	Will Craig (1B), Ke'Bryan Hayes (3B), Taylor Hearn (LHP), Sean Keselica (LHP)
2019 (Richmond, Va.)	Jason Delay (C), James Marvel (RHP)** Beau Sulser (RHP), Pedro Vasquez (RHP)

No Game or Mid-Season All-Star Selections made post-2020

* = Selected to play but did not because of a promotion to Pittsburgh

** = Selected to play but did not because of a promotion to Triple-A Indianapolis

^ = Selected to play but did not because of an injury

% = Did not play

NOTE: From 1999-02 Curve players participated in the Double-A All-Star Game, which included players from the Eastern, Southern and Texas Leagues. The Eastern League began holding its own All-Star Game in 2003.

ALTOONA CURVE POST-SEASON ALL-STAR

2000 Wilson Guzman, LHP	2007 Matt Peterson, RHP	2018 Will Craig, 1B
..... Adam Hyzdu, OF	2010 Hector Gimenez, C Ke'Bryan Hayes, 3B
..... Sam McConnell, LHP Rudy Owens, LHP	2019 Jared Oliva, OF
2002 Tony Alvarez, OF	2011 Starling Marte, OF	2021 Mason Martin, 1B
..... Carlos Rivera, 1B	2012 Brock Holt, UTL Oneil Cruz, SS
2003 Sean Burnett, LHP	2013 Alex Dickerson, OF	2025 Wilkin Ramos, RP
2004 Jeff Keppinger, 2B	2014 Elias Diaz, C	
..... Ronny Paulino, C Adrian Sampson, RHP	
..... Ian Snell, RHP	2015 Max Moroff, 2B	
2005 Jose Bautista, 3B	2016 Erich Weiss, 2B	
2006 Vic Buttler, OF Eric Wood, 3B	
..... Shane Youman, LHP	2017 Edwin Espinal, 1B	

ALL-STAR SELECTIONS BY YEAR

1999 1	2006 6	2013 5	2021 0
2000 1	2007 6	2014 7	2022 0
2001 1	2008 5	2015 5	2023 0
2002 2	2009 3	2016 4	2024 0
2003 5	2010 6	2017 6	2025 1
2004 4	2011 5	2018 4	
2005 5	2012 4	2019 4	

AKRON RUBBERDUCKS

Curve



300 South Main Street
Akron, OH 44308
Phone: (330) 253-5151
Fax: (330) 253-3300
akronrubberducks.com
@AkronRubberDuck



TEAM INFORMATION/PERSONNEL

First Year 1997
Affiliation Cleveland Guardians (1997)
League Titles 6 ('03, '05, '09, '12, '16, '21)
Last Playoff Appearance 2023 (Lost in Division Series)
2025 Record 77-60 (2nd - Southwest Div.)
2025 Attendance 274,686 (7th)

Ownership Prospector Baseball Group LLC
General Manager Jim Pfander
Media Contact Jimmy Farmer
Broadcasters Marco LaNave, Jim Clark

Manager Greg Dizenzo (3rd season)
Bench Coach Yan Rivera
Pitching Coach Michael Poole, Angus Adams
Hitting Coach Jordan Becker, Cole Nieto
Development Coach Gustavo Nava
Athletic Trainer Derrik Diaz
Strength Coach Jack Baldwin

Curve Hotel in Akron Fairfield Inn & Suites Akron Fairlawn
..... 208 Springside Dr.
..... Akron, OH 44333
..... PH: (310) 665-0641

2026 SERIES (24)

at Altoona (12) at Akron (12)

Aug. 11 (Tues.) .. 6:00 p.m. June 16 (Tues.) . 6:35 p.m.
Aug. 12 (Wed.)... 6:00 p.m. June 17 (Wed.).. 6:35 p.m.
Aug. 13 (Thur.) ... 6:00 p.m. June 18 (Thur.)... 6:35 p.m.
Aug. 14 (Fri.)..... 6:00 p.m. June 19 (Fri.)..... 7:17 p.m.
Aug. 15 (Sat.)..... 6:00 p.m. June 20 (Sat.)..... 7:05 p.m.
Aug. 16 (Sun.)..... 6:00 p.m. June 21 (Sun.).... 1:05 p.m.

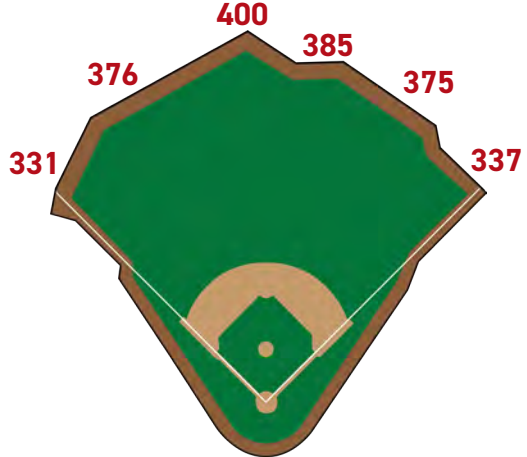
Sept. 8 (Tues.) ... 6:00 p.m. July 21 (Tues.).. 12:05 p.m.
Sept. 9 (Wed.).... 6:00 p.m. July 22 (Wed.) 6:35 p.m.
Sept. 10 (Thur.) .. 6:00 p.m. July 23 (Thur.).... 6:35 p.m.
Sept. 11 (Fri.)..... 6:00 p.m. July 24 (Fri.)..... 7:17 p.m.
Sept. 12 (Sat.).... 6:00 p.m. July 25 (Sat.)..... 7:05 p.m.
Sept. 13 (Sun.).... 1:00 p.m. July 26 (Sun.).... 1:05 p.m.

CURVE vs. AKRON SERIES INFO

All-Time vs. Akron 249-298
at Altoona 142-145
at Akron 107-153
Postseason vs. Akron 7-15
2025 vs. Akron 8-13
at Altoona 5-4
at Akron 3-9
Best Record vs. Akron 16-4 (2004)
Worst Record vs. Akron 4-17 (2024)
Largest Margin of Victory 14 (4/20/06, 18-4)
Largest Margin of Defeat 12 (8/6/04, 16-4)
Longest Winning Streak 7, June 4-24, 2004
Longest Losing Streak ... 10, 2x, last April 6-May 16, 2024

7 17 CREDIT UNION PARK

Ballpark 7 17 Credit Union Park
Capacity 7,630
Year Opened 1997
Fence Height LF-CF: 11.5', CF-RF: 12'/40', RF: 8'



HEAD-TO-HEAD RECORDS

YEAR	OVERALL	HOME	AWAY	PCT.
1999	12-10	7-5	5-5	.545
2000	9-11	5-5	4-6	.450
2001	9-11	5-5	4-6	.450
2002	6-14	4-6	2-8	.300
2003	9-11	4-6	5-5	.450
2004	16-4	8-2	8-2	.800
2005	6-13	4-9	2-4	.316
2006	12-12	8-4	4-8	.500
2007	10-11	6-4	4-7	.476
2008	10-14	8-5	2-9	.417
2009	7-17	3-11	4-6	.292
2010	13-6	7-2	6-4	.684
2011	9-11	6-5	3-6	.450
2012	7-14	6-5	1-9	.333
2013	9-13	3-8	6-5	.409
2014	6-14	3-7	3-7	.300
2015	10-12	6-6	4-6	.455
2016	9-12	6-5	3-7	.429
2017	10-10	5-5	5-5	.500
2018	12-10	7-3	5-7	.545
2019	14-4	8-3	6-1	.778
2021	11-13	6-6	5-7	.458
2022	11-13	5-7	6-6	.458
2023	10-8	6-6	4-2	.555
2024	1-11	1-11	3-6	.190
2025	8-13	5-4	3-9	.381
TOTALS	249-298	142-145	107-153	.455

SERIES SWEEPS

Last by Altoona at Altoona Last by Altoona at Akron
2-game 4/26-27/10 2-game N/A
3-game 4/13-15/17 3-game 4/19-21/10
4-game 8/26-29/19 4-game 4/4-7/19
6-game N/A 6-game N/A
Last by Akron at Altoona Last by Akron at Akron
2-game N/A 2-game 4/13-15/09
3-game 9/1-3/09 3-game 4/21-23/17
4-game 5/22-25/17 4-game 5/19-22/08
6-game 4/23-28/24 6-game N/A

EASTERN LEAGUE



211 Henry Street
 Binghamton, NY 13901
 Phone: (607) 723-6387
 Fax: (607) 723-7779
 bingrp.com
 @RumblePoniesBB



TEAM INFORMATION/PERSONNEL

First Year 1992
 Affiliation New York Mets (1992)
 League Titles 4 ('92, '94, '14, '25)
 Last Playoff Appearance 2025 (Won Champ.)
 2025 Record 90-46 (1st - Northeast Div.)
 2025 Attendance 120,627 (12th)

Ownership... David Sobotka - Southpaw Resources LLC
 General Manager Richard Tylicki
 Media Contact Matt Levine
 Broadcasters Matt Levine, Cam Manna

Manager Michael Collins (1st season)
 Pitching Coach Matt Carasiti
 Hitting Coach Rachel Folden, Jake Hager
 Bench Coach Mariano Duncan
 Athletic Trainer Joe Parrillo
 Performance Coach Trent McMaster

Curve Hotel in Binghamton Courtyard by Marriott Binghamton
 3801 Vestal Parkway East
 Vestal, NY 13850
 PH: (607) 644-1000

2026 SERIES (6)

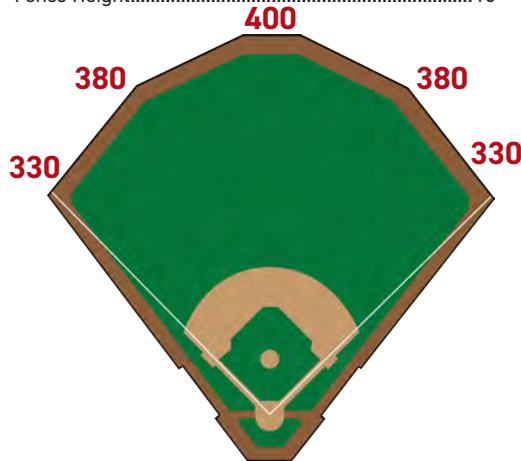
at Altoona (0)	at Binghamton (6)
	Aug. 18 (Tues.) ... 6:07 o.m.
	Aug. 19 (Wed.) ... 6:07 p.m.
	Aug. 20 (Thur.) ... 6:07 p.m.
	Aug. 21 (Fri.) ... 7:00 p.m.
	Aug. 22 (Sat.) ... 6:07 p.m.
	Aug. 23 (Sun.) ... 1:00 p.m.

CURVE vs. BINGHAMTON SERIES INFO

All-Time vs. Binghamton 122-98
 at Altoona 61-45
 at Binghamton 61-53
 Postseason vs. Binghamton N/A
 2025 vs. Binghamton 2-4
 at Altoona 0-0
 at Binghamton 2-4
 Best Record vs. Binghamton 8-1 (2018)
 Worst Record vs. Binghamton 2-6 (2008)
 Largest Margin of Victory 12, (8/29/16, 13-1)
 Largest Margin of Defeat 13 (7/8/26, 16-3)
 Longest Winning Streak 10, June 8, 2005-May 14, 2006
 Longest Losing Streak 6, May 30-July 2, 2013

MIRABITO STADIUM

Ballpark Mirabito Stadium
 Capacity 6,012
 Year Opened 1992
 Fence Height 10'



HEAD-TO-HEAD RECORDS

YEAR	OVERALL	HOME	AWAY	PCT.
1999	4-3	1-2	3-1	.571
2000	2-5	2-2	0-3	.286
2001	3-4	1-2	2-2	.429
2002	4-3	3-0	1-3	.571
2003	6-2	3-1	3-1	.750
2004	4-2	3-1	1-1	.667
2005	7-3	6-1	1-2	.700
2006	4-3	4-0	0-3	.571
2007	3-6	1-2	2-4	.333
2008	2-6	1-3	1-3	.250
2009	4-4	2-2	2-2	.500
2010	5-5	1-3	4-2	.500
2011	6-4	2-1	4-3	.600
2012	6-4	1-2	5-2	.600
2013	5-10	2-4	3-6	.333
2014	4-6	3-4	1-2	.400
2015	5-5	3-3	2-2	.500
2016	10-6	5-5	5-1	.625
2017	3-3	2-1	1-2	.500
2018	8-1	3-1	5-0	.889
2019	6-4	3-2	3-2	.600
2021	9-3	4-2	5-1	.750
2022	5-1	0-0	5-1	.833
2023	5-1	5-1	0-0	.833
2024	0-0	0-0	0-0	.000
2025	2-4	0-0	2-4	.333
TOTALS	122-98	61-45	61-53	.554

SERIES SWEEPS

Last by Altoona at Altoona	Last by Altoona at Bing.
2-game N/A	2-game 6/14-15/19
3-game 5/17-19/02	3-game 6/12-14/18
4-game 5/12-14/06	4-game N/A
6-game N/A	6-game N/A
Last by Bing. at Altoona	Last by Bing. at Bing.
2-game N/A	2-game N/A
3-game 6/7-9/13	3-game 5/19-21/06
4-game N/A	4-game N/A
6-game N/A	6-game N/A

CHESAPEAKE BAYSOX

Curve



4101 NE Crain Highway
Bowie, MD 20716
Phone: (301) 805-6000
Fax: (301) 464-4911
baysox.com
@BaysoxOfficial



TEAM INFORMATION/PERSONNEL

First Year 1993
Affiliation Baltimore Orioles (1993)
League Titles 1 (2015)
Last Playoff Appearance 2021 (Lost in Champ Series)
2025 Record 59-77 (5th - Southwest)
2025 Attendance 234,807 (10th)

Ownership Maryland Baseball Holding, LLC.
General Manager Brian Shallcross
Media Contact Andre Magaro
Broadcasters Andre Magaro

Manager Roberto Mercado (3rd season)
Pitching Coach Jeremy Hileman
Hitting Coach Josh Bunselmeyer
Fundamentals Coach Ryan Goll
Development Coach Calvin Christiansen
Athletic Trainer David Bryan
Strength and Conditioning Coach Juan Sanchez

Curve Hotel in Bowie Crowne Plaza Annapolis
..... 173 Jennifer Road
..... Annapolis, MD 21401
..... PH: (410) 266-3131

2026 SERIES (18)

at Altoona (12)		at Chesapeake (6)	
June 9 (Tues.)..... 6:30 p.m.	May 5 (Tues.)..... 6:05 p.m.		
June 10 (Wed.)... 6:00 p.m.	May 6 (Wed.)..... 11:05 a.m.		
June 11 (Thur.)... 6:00 p.m.	May 7 (Thur.)..... 6:35 p.m.		
June 12 (Fri.)..... 6:00 p.m.	May 8 (Fri.)..... 7:05 p.m.		
June 13 (Sat.)..... 6:00 p.m.	May 9 (Sat.)..... 6:35 p.m.		
June 14 (Sun.)... 6:00 p.m.	May 10 (Sun.)..... 1:05 p.m.		

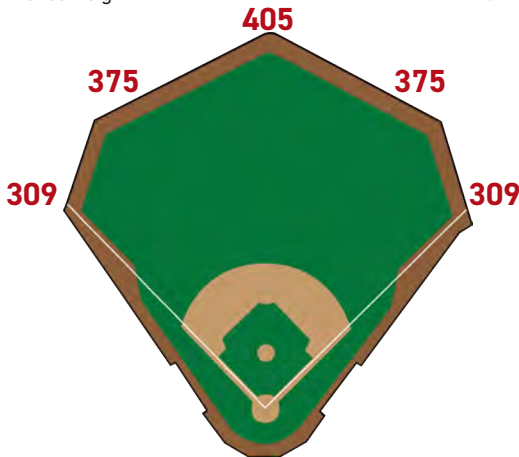
July 28 (Tues.)... 6:30 p.m.
July 29 (Wed.).. 12:05 p.m.
July 30 (Thur.)... 6:00 p.m.
July 31 (Fri.)..... 6:00 p.m.
Aug. 1 (Sat.)..... 6:30 p.m.
Aug. 2 (Sun.)..... 6:00 p.m.

CURVE vs. CHESAPEAKE SERIES INFO

All-Time vs. Chesapeake214-225
at Altoona104-108
at Bowie.....110-117
Postseason vs. Chesapeake.....4-3
2025 vs. Chesapeake.....13-8
at Altoona4-5
at Chesapeake9-3
Best Record vs. Chesapeake.....8-3 (2016)
Worst Record vs. Chesapeake1-5 (2013)
Largest Margin of Victory..... 12 (8/22/04, 12-0)
Largest Margin of Defeat..... 16 (8/1/08, 19-3)
Longest Winning Streak9, Aug. 25, 2005-May 25, 2006
Longest Losing Streak7, June 4-July 14, 2017

PRINCE GEORGE'S STADIUM

Ballpark..... Prince George's Stadium
Capacity.....10,000
Year Opened1994
Fence Height.....8'



HEAD-TO-HEAD RECORDS

YEAR	OVERALL	HOME	AWAY	PCT.
1999	9-11	5-5	4-6	.450
2000	10-10	5-5	5-5	.500
2001	11-9	6-4	5-5	.550
2002	13-7	7-3	6-4	.650
2003	11-9	7-3	4-6	.550
2004	10-10	5-5	5-5	.500
2005	12-6	5-2	7-4	.667
2006	7-10	5-8	2-2	.412
2007	11-13	5-9	6-4	.458
2008	7-5	3-3	4-2	.583
2009	9-12	4-6	5-6	.429
2010	2-5	1-2	1-3	.286
2011	4-8	1-7	3-1	.333
2012	6-7	2-4	4-3	.462
2013	1-5	1-2	0-3	.167
2014	11-8	4-3	7-5	.579
2015	9-5	5-2	4-3	.643
2016	8-3	3-1	5-2	.727
2017	5-14	3-5	2-9	.263
2018	5-8	2-4	3-4	.385
2019	5-9	3-3	2-6	.357
2021	4-8	2-3	2-5	.333
2022	6-12	3-3	3-9	.333
2023	12-12	7-5	5-7	.500
2024	13-11	6-5	7-6	.542
2025	13-8	4-5	9-3	.619
TOTALS	214-225	104-108	110-117	.487

SERIES SWEEPS

Last by Altoona at Altoona	Last by Altoona at Chesapeake
2-game..... N/A	2-game.... 6/12-13/01
3-game.... 5/11-13/15	3-game.... 8/21-23/15
4-game.... 5/22-25/06	4-game.....9/2-5/05
6-game..... N/A	6-game..... N/A
Last by Chesapeake at Altoona	Last by Bowie at Chesapeake
2-game.... 6/28-29/06	2-game..... N/A
3-game.....5/8-9/12	3-game.... 5/22-24/18
4-game.....7/8-11/11	4-game.... 6/26-29/17
6-game..... N/A	6-game..... N/A

EASTERN LEAGUE



110 East 10th Street
 Erie, PA 16501
 Phone: (814) 456-1300
 Fax: (814) 456-7520
 seawolves.com
 @erie_seawolves



TEAM INFORMATION/PERSONNEL

First Year 1999
 Affiliation Detroit Tigers (2001)
 League Titles 2 (2023, 2024)
 Last Playoff Appearance 2025 (Lost in EL Champ.)
 2025 Record 84-54 (1st - Southwest)
 2025 Attendance 196,011 (11th)

Owner Fernando Aguirre
 President/GM Greg Coleman
 Media Contacts Zach Surdenik
 Broadcasters Zach Surdenik, Luke Burgess

Manager Tony Cappuccilli (1st season)
 Pitching Coach Nick Green
 Hitting Coach Kyle Mackinnon
 Bench Coach Nick Franklin
 Athletic Trainer Bryce Hietpas
 Strength Coach Paul Synenkyj
 Curve Hotel in Erie Courtyard by Marriott Erie
 Ambassador Conference Center
 7792 Peach Street
 Erie, PA 16509
 PH: (814) 868-9514

2026 SERIES (18)

at Altoona (12)

at Erie (6)

May 19 (Tues.)... 6:00 p.m. Aug. 4 (Tues.) 6:05 p.m.
 May 20 (Wed.)... 11:00 a.m. Aug. 5 (Wed.) 12:35 p.m.
 May 21 (Thur.)... 6:00 p.m. Aug. 6 (Thur.) 6:05 p.m.
 May 22 (Fri.) 6:00 p.m. Aug. 7 (Fri.) 6:05 p.m.
 May 23 (Sat.) 6:00 p.m. Aug. 8 (Sat.) 6:05 p.m.
 May 24 (Sun.) 1:00 p.m. Aug. 9 (Sun.) 1:35 p.m.

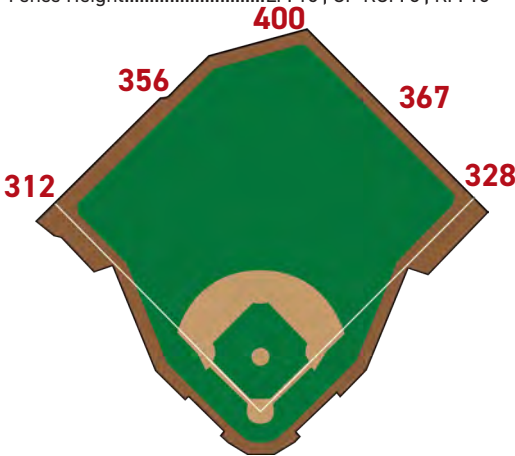
Aug. 25 (Tues.) ... 6:00 p.m.
 Aug. 26 (Wed.)... 6:00 p.m.
 Aug. 27 (Thurs.) . 6:00 p.m.
 Aug. 28 (Fri.) 6:00 p.m.
 Aug. 29 (Sat.) 6:00 p.m.
 Aug. 30 (Sun.) 6:00 p.m.

CURVE vs. ERIE SERIES INFO

All-Time vs. Erie 269-260
 at Altoona 125-123
 at Erie 144-137
 Postseason vs. Erie 4-2
 2025 vs. Erie 6-12
 at Altoona 3-3
 at Erie 3-9
 Best Record vs. Erie 15-5 (2015)
 Worst Record vs. Erie 7-15 (2014)
 Largest Margin of Victory 12 (7/28/02, 14-2)
 Largest Margin of Defeat 17 (7/7/09, 19-2)
 Longest Winning Streak .. 8, 3x, last - June 9-Aug. 25, 2016
 Longest Losing Streak 6, 2x, last - April 8-17, 2009

UPMC PARK

Ballpark UPMC Park
 Capacity 6,000
 Year Opened 1995
 Fence Height LF: 16', CF-RCF: 8', RF: 10'



HEAD-TO-HEAD RECORDS

YEAR	OVERALL	HOME	AWAY	PCT.
1999	9-14	4-9	5-5	.391
2000	13-7	5-5	8-2	.650
2001	8-12	6-4	2-8	.400
2002	13-7	6-4	7-3	.650
2003	8-12	2-8	6-4	.400
2004	7-13	4-6	3-7	.350
2005	7-11	2-6	5-5	.389
2006	13-6	4-3	9-3	.684
2007	7-9	3-4	4-5	.438
2008	11-7	4-2	7-5	.611
2009	11-14	4-6	7-8	.440
2010	11-9	4-6	7-3	.550
2011	11-7	7-3	4-4	.611
2012	15-8	9-2	6-6	.652
2013	8-14	5-6	3-8	.364
2014	7-15	4-7	3-8	.318
2015	15-5	7-4	8-1	.750
2016	13-7	6-3	7-4	.650
2017	13-8	7-3	6-5	.619
2018	11-9	5-5	6-4	.550
2019	13-10	7-6	6-4	.565
2021	11-12	6-5	5-7	.478
2022	9-9	2-4	7-5	.500
2023	10-14	5-7	5-7	.417
2024	9-9	4-2	5-7	.500
2025	6-12	3-3	3-9	.333
TOTALS	269-260	125-123	144-137	.508

SERIES SWEEPS

Last by Altoona at Altoona Last by Altoona at Erie
 2-game N/A 2-game 4/13-14/18
 3-game 7/4-7/19 3-game 6/3-5/19
 4-game N/A 4-game .. 8/31-9/3/12
 6-game N/A 6-game N/A
 Last by Erie at Altoona Last by Erie at Erie
 2-game N/A 2-game N/A
 3-game 5/1-3/09 3-game 8/15-17/14
 4-game 5/6-9/99 4-game 5/10-13/12
 6-game N/A 6-game N/A

HARRISBURG SENATORS



First National Bank Field / City Island
 Harrisburg, PA 17101
 Phone: (717) 231-4444
 Fax: (717) 231-4445
 senatorsbaseball.com
 @HbgSenators



TEAM INFORMATION/PERSONNEL

First Year 1987
 Affiliation Washington Nationals (1991)
 League Titles 6 ('87, '93, '96, '97, '98, '99)
 Last Playoff Appearance 2019 (Lost in ELDS)
 2024 Record 68-70 (3rd - Southwest)
 2024 Attendance 275,733 (7th)

President Kevin Kulp
 Media Contact Frankie Vernouski
 Broadcasters Frankie Vernouski

Manager Delino DeShields (4th season)
 Pitching Coach Rigo Beltran
 Hitting Coach Darin Everson
 Coach Oscar Salazar
 Athletic Trainer Don Neidig
 Strength Coach Ryan Grose
 Curve Hotel in Harrisburg Hotel Indigo - Harrisburg Hershey
 765 Eisenhower Blvd.
 Harrisburg, PA 17111
 PH: (717) 558-7676

2026 SERIES (18)

at Altoona (6)

May 12 (Tues.)... 6:00 p.m.
 May 13 (Wed.)... 11:00 a.m.
 May 14 (Thur.)... 6:00 p.m.
 May 15 (Fri.)... 6:00 p.m.
 May 16 (Sat.)... 6:00 p.m.
 May 17 (Sun.)... 6:00 p.m.

at Harrisburg (12)


April 21 (Tues.)... 6:30 p.m.
 April 22 (Wed.)... 12:00 p.m.
 April 23 (Thur.)... 6:30 p.m.
 April 24 (Fri.)... 7:00 p.m.
 April 25 (Sat.)... 6:00 p.m.
 April 26 (Sun.)... 1:00 p.m.
 Sept. 1 (Tues.)... 6:30 p.m.
 Sept. 2 (Wed.)... 6:30 p.m.
 Sept. 3 (Thur.)... 6:30 p.m.
 Sept. 4 (Fri.)... 7:00 p.m.
 Sept. 5 (Sat.)... 6:00 p.m.
 Sept. 6 (Sun.)... 1:00 p.m.

CURVE vs. HARRISBURG SERIES INFO

All-Time vs. Harrisburg 255-222
 at Altoona 147-88
 at Harrisburg 108-134
 Postseason vs. Harrisburg 3-1
 2025 vs. Harrisburg 12-6
 at Altoona 7-2
 at Harrisburg 5-4
 Best Record vs. Harrisburg 10-4 (2014)
 Worst Record vs. Harrisburg 5-11 (2011)
 Largest Margin of Victory 12, 2x, last - (8/7/10, 18-6)
 Largest Margin of Defeat 12, 2x, last - (5/25/18, 14-2)
 Longest Winning Streak 10, April 16-July 12, 2014
 Longest Losing Streak 8, April 13, 2024-May 5, 2024

FNB FIELD

Ballpark FNB Field
 Capacity 6,187
 Year Opened 1987
 Fence Height LF: 8', LCF-RCF: 16', RF: 8'



HEAD-TO-HEAD RECORDS

YEAR	OVERALL	HOME	AWAY	PCT.
1999	10-7	5-2	5-5	.588
2000	12-8	8-2	4-6	.600
2001	11-9	6-4	5-5	.550
2002	12-8	8-2	4-6	.600
2003	13-7	7-3	6-4	.650
2004	13-7	9-1	4-6	.650
2005	8-9	6-4	2-5	.471
2006	13-10	7-2	6-8	.565
2007	11-8	5-3	6-5	.579
2008	8-13	3-8	5-5	.381
2009	7-3	2-2	5-1	.700
2010	12-8	6-4	6-4	.600
2011	5-11	2-4	3-7	.313
2012	6-8	3-4	3-4	.429
2013	7-11	2-5	5-6	.389
2014	10-4	7-0	3-4	.714
2015	9-11	5-5	4-6	.450
2016	7-10	5-6	2-4	.412
2017	11-6	7-3	4-3	.647
2018	11-8	7-2	4-6	.579
2019	7-13	5-5	2-8	.350
2021	9-9	5-7	4-2	.500
2022	14-9	9-5	5-4	.609
2023	9-9	5-1	4-8	.500
2024	8-10	6-2	2-8	.444
2025	12-6	7-2	5-4	.666
TOTALS	255-222	147-88	108-134	.534

SERIES SWEEPS

Last by Altoona at Altoona	Last by Altoona at Harrisburg
2-game 8/22-23/18	2-game N/A
3-game 7/4-6/14	3-game.. 4/30-5/2/10
4-game 4/21-24/14	4-game N/A
6-game N/A	6-game N/A
Last by Harrisburg at Altoona	Last by Harrisburg at Harrisburg
2-game N/A	2-game N/A
3-game 4/15-17/19	3-game 6/28-29/15
4-game N/A	4-game.. 8/30-9/2/19
6-game N/A	6-game N/A

EASTERN LEAGUE

HARTFORD YARD GOATS



1214 Main Street
 Hartford, CT 06103
 Phone: (860) 246-4628
 Fax: (860) 247-4628
 yardgoatsbaseball.com
 @GoYardGoats



TEAM INFORMATION/PERSONNEL

First Year2016
 Affiliation Colorado Rockies (2016)
 League Titles 2 ('83, '01, both in New Britain)
 Last Playoff Appearance...2023 (Lost in Division Series)
 2025 Record......69-68 (3rd - Northeast)
 2025 Attendance389,496 (3rd)

Directors Josh & Jim Solomon, Jennifer Goorno
 President Tim Restall
 General Manager Mike Abramson
 Media Contact..... Jeff Dooley
 Broadcasters Jeff Dooley, Dan Lovallo

Manager Robinson Cancel (1st season)
 Pitching Coach Jerry Sullivan
 Hitting Coach Zach Osborne
 Bench Coach Michael Ryan
 Athletic Trainer Justin Wilson
 Physical Performance Coach Jacob Mathis

Curve Hotel in Hartford Cambria Hotel Manchester South Windsor
 1000 Long Leaf Ln
 South Windsor, CT 06074
 PH: (860) 325-8900

2026 SERIES (6)

at Altoona (0)	at Hartford (6)
	May 26 (Tues)..... 7:10 p.m.
	May 27 (Wed)..... 7:10 p.m.
	May 28 (Thur)..... 7:10 p.m.
	May 29 (Fri) 7:10 p.m.
	May 30 (Sat) 6:10 p.m.
	May 31 (Sun) 1:10 p.m.

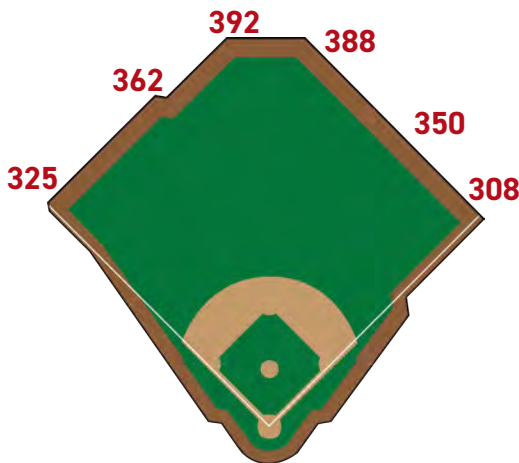
EASTERN LEAGUE

CURVE vs. HARTFORD SERIES INFO

All-Time vs. Hartford.....26-23
 at Altoona 14-9
 at Hartford..... 12-14
 Postseason vs. HartfordN/A
 2025 vs. Hartford 3-3
 at Altoona 3-3
 at Hartford..... 0-0
 Best Record vs. Hartford7-2 (2017)
 Worst Record vs. Hartford2-4 (2016)
 Largest Margin of Victory..... 8 (2x, 6/30/21, 15-7)
 Largest Margin of Defeat 16 (5/25/23, 16-0)
 Longest Winning Streak ..6, June 24, 2017-June 1, 2018
 Longest Losing Streak5, July 19, 2016-June 17, 2017

DUNKIN' DONUTS PARK

Ballpark.....Dunkin' Donuts Park
 Capacity.....6,056
 Year Opened2017
 Fence Height..... LF: 8', CF: 20', RF: 21'



HEAD-TO-HEAD RECORDS

YEAR	OVERALL	HOME	AWAY	PCT.
2016	2-4	2-1	0-3*	.333
2017	7-2	2-1	5-1	.778
2018	2-3	1-1	1-2	.400
2019	3-3	2-1	1-2	.500
2021	2-3	0-0	2-3	.400
2022	0-0	0-0	0-0	--
2023	4-2	4-2	0-0	.667
2024	3-3	0-0	3-3	.500
2025	3-3	3-3	0-0	.500
TOTALS	26-23	14-9	12-14	.530

*The Curve went 0-3 in three "road" games against Hartford in Altoona during the 2016 season

SERIES SWEEPS

Last by Altoona at Altoona	Last by Altoona at Hartford
2-game..... N/A	2-game..... N/A
3-game..... N/A	3-game..... 8/21-23/17
4-game..... N/A	4-game..... N/A
6-game..... N/A	6-game..... N/A
Last by Hartford at Altoona	Last by Hartford at Hartford
2-game..... N/A	2-game..... N/A
3-game...7/19-20/16*	3-game..... N/A
4-game..... N/A	4-game..... N/A
6-game..... N/A	6-game..... N/A

NEW HAMPSHIRE FISHER CATS



1 Line Drive
 Manchester, NH 03101
 Phone: (603) 641-2005
 Fax: (603) 641-2055
 nhfishercats.com
 @fishercats



TEAM INFORMATION/PERSONNEL

First Year 2004
 Affiliation Toronto Blue Jays (2004)
 League Titles 3 (2004, 2011, 2018)
 Last Playoff Appearance 2018 (Won ELCS)
 2025 Record 56-81 (5th - Northeast)
 2025 Attendance 207,425 (9th)

Owner Diamond Baseball Holdings
 General Manager Taylor Fisher
 Media Contact Chris Jared
 Broadcasters Chris Jared, Adam Glover, Bob Lipman

Manager John Tamargo Jr. (1st season)
 Pitching Coach Austin Bibens-Dirkx, Robelin Bautista
 Hitting Coach Mitch Huckabay
 Bench Coach Mike McCray
 Position Coach Luis Silva
 Athletic Trainer Katie Reyes, Matthew Beauregard
 Strength Coach Bailey Forst, Edwin Ortiz

Curve Hotel in Manchester Tru By Hilton Manchester Downtown
 135 Spring Street
 Manchester, N.H. 03101
 PH: (603) 669-3000

2026 SERIES (6)

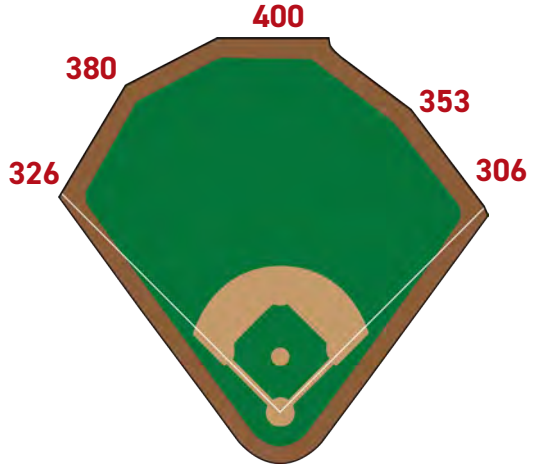
at Altoona (0)	at New Hampshire (6)
	June 2 (Tues.)..... 6:03 p.m.
	June 3 (Wed.)..... 6:03 p.m.
	June 4 (Thur.)... 11:05 a.m.
	June 5 (Fri.)..... 6:03 p.m.
	June 6 (Sat.)..... 6:03 p.m.
	June 7 (Sun.)..... 1:05 p.m.

CURVE vs. NEW HAMPSHIRE SERIES INFO

All-Time vs. New Hampshire 66-62
 at Altoona 37-29
 at Manchester 29-33
 Postseason vs. New Hampshire 0-3
 2025 vs. New Hampshire 1-5
 at Altoona 0-0
 at Manchester 1-5
 Best Record vs. New Hampshire 7-0 (2013)
 Worst Record vs. New Hampshire 0-4 (2023)
 Largest Margin of Victory 12 (8/15/08, 12-0)
 Largest Margin of Defeat 13 (6/12/15, 14-1)
 Longest Winning Streak 7, June 18-July 28, 2013
 Longest Losing Streak 5, 2x, last June 3-7, 2025

DELTA DENTAL STADIUM

Ballpark Delta Dental Stadium
 Capacity 6,500
 Year Opened 2005
 Fence Height 12'



HEAD-TO-HEAD RECORDS

YEAR	OVERALL	HOME	AWAY	PCT.
2004	3-3	1-2	2-1	.500
2005	3-3	2-1	1-2	.500
2006	3-3	1-2	2-1	.500
2007	3-3	1-2	2-1	.500
2008	4-2	1-2	3-0	.667
2009	3-3	1-2	2-1	.500
2010	3-3	2-1	1-2	.500
2011	2-4	2-2	0-2	.333
2012	3-4	3-1	0-3	.429
2013	7-0	3-0	4-0	1.000
2014	1-5	0-3	1-2	.167
2015	4-3	2-1	2-2	.571
2016	3-3	2-1	1-2	.500
2017	5-2	3-1	2-1	.714
2018	4-2	2-1	2-1	.667
2019	1-5	1-2	0-3	.167
2021	0-0	0-0	0-0	N/A
2022	7-5	4-2	3-3	.583
2023	0-4	0-3	0-1	.000
2024	6-0	6-0	0-0	1.000
2025	1-5	0-0	1-5	.167
TOTALS	66-62	37-29	29-33	.515

SERIES SWEEPS

Last by Altoona at Altoona	Last by Altoona at N.H.
2-game N/A	2-game N/A
3-game 6/18-20/13	3-game 8/15-17/08
4-game N/A	4-game 7/25-28/13
6-game 8/27-9/1/2024	6-game N/A
Last by N.H. at Altoona	Last by N.H. at N.H.
2-game N/A	2-game 6/21-23/11
3-game 4/6-8/2023	3-game 5/21-23/19
4-game N/A	4-game N/A
6-game N/A	6-game N/A

EASTERN LEAGUE



271 Park Avenue
 Portland, ME 04102
 Phone: (207) 874-9300
 Fax: (207) 780-0317
 seadogs.com
 @PortlandSeaDogs



TEAM INFORMATION/PERSONNEL

First Year1994
 Affiliation..... Boston Red Sox (2003)
 League Titles 1 (2006)
 Last Playoff Appearance.....2023 (Lost in ELDS)
 2025 Record......64-71 (4rg - Northeast)
 2025 Attendance 366,442 (4th)

Ownership.....Diamond Baseball Holdings
 President Geoff Iacuessia
 General Manager Jesse Scaglione
 Media Contact..... Chris Cameron, Emma Tiedemann
 Broadcasters..... Emma Tiedemann, Perri Keiti

Manager Chad Epperson (5th season)
 Pitching Coach Juan Rivera, Isaiah Paige
 Hitting Coach..... Trevor Burmeister, Elijah Boyer
 Defensive Coach Kyle Sasala
 Athletic Trainer Bobby Stachura, Kelsey Branstetter
 Strength Coach Johnah Mondloch

Curve Hotel in Portland..... Holiday Inn Express & Suites South Portland
303 Sable Oaks Drive
 South Portland, ME 04106
PH: (207) 775-3900

2026 SERIES (12)

at Altoona (6)

at Portland (6)


April 14 (Tues.)... 6:00 p.m. June 30 (Tues.) ... 6:00 p.m.
 April 15 (Wed.)... 6:00 p.m. July 1 (Wed.) 12:05 p.m.
 April 16 (Thur.)... 6:00 p.m. July 2 (Thur.)..... 6:00 p.m.
 April 17 (Fri.)..... 6:00 p.m. July 3 (Fri.) 6:20 p.m.
 April 18 (Sat.)..... 4:00 p.m. July 4 (Sat.) 6:20 p.m.
 April 19 (Sun.) ... 1:00 p.m. July 5 (Sun.) 1:00 p.m.

CURVE vs. PORTLAND SERIES INFO

All-Time vs. Portland 75-81
 at Altoona42-36
 at Portland33-45
 Postseason vs. Portland.....N/A
 2025 vs. Portland.....6-6
 at Altoona 3-3
 at Portland 3-3
 Best Record vs. Portland.....6-1 (2000)
 Worst Record vs. Portland1-5 (2014)
 Largest Margin of Victory.....10, 2x, last - (8/3/00, 12-2)
 Largest Margin of Defeat 11, (8/14/12, 13-2)
 Longest Winning Streak ..8, June 27, 2003-July 9, 2004
 Longest Losing Streak5, June 10-21, 2014

DELTA DENTAL PARK AT HADLOCK FIELD

Ballpark.....Delta Dental Park at Hadlock Field
 Capacity.....7,368
 Year Opened1994
 Fence Height..... LF: 37', CF: 8', RF: 16'



HEAD-TO-HEAD RECORDS

YEAR	OVERALL	HOME	AWAY	PCT.
1999	2-5	2-2	0-3	.286
2000	6-1	3-1	3-0	.857
2001	2-5	2-3	0-2	.286
2002	3-4	2-2	1-2	.429
2003	3-3	0-2	3-1	.500
2004	6-2	4-0	2-2	.750
2005	4-2	2-1	2-1	.667
2006	1-3	1-2	0-1	.250
2007	5-1	2-1	3-0	.833
2008	2-4	2-1	0-3	.333
2009	3-3	2-1	1-2	.500
2010	5-1	3-0	2-1	.833
2011	2-5	0-3	2-2	.286
2012	2-4	2-1	0-3	.333
2013	4-2	2-1	2-1	.667
2014	1-5	0-2	1-3	.167
2015	2-4	1-2	1-2	.333
2016	3-2	1-0	2-2	.600
2017	3-3	2-1	1-2	.500
2018	4-3	2-2	2-1	.571
2019	3-4	2-1	1-3	.429
2021	0-0	0-0	0-0	N/A
2022	0-0	0-0	0-0	N/A
2023	0-0	0-0	0-0	N/A
2024	3-9	2-4	1-5	.250
2025	6-6	3-3	3-3	.500
TOTALS	75-81	42-36	33-45	.480

SERIES SWEEPS

Last by Altoona at Altoona Last by Altoona at Portland
 2-game..... N/A 2-game..... N/A
 3-game..... 6/22-24/10 3-game..... 8/7-9/07
 4-game..... 4/8-11/04 4-game..... N/A
 6-game..... N/A 6-game..... N/A
 Last by Portland at Altoona Last by Portland at Portland
 2-game..... 6/10-11/14 2-game..... 5/25-26/01
 3-game..... 6/3-5/11 3-game..... 8/14-16/12
 4-game..... N/A 4-game..... N/A
 6-game..... N/A 6-game..... N/A

EASTERN LEAGUE

READING FIGHTIN PHILS

Curve



1900 South Centre Ave.
Reading, PA 19605
Phone: (610) 375-8469
Fax: (610) 373-5868
fightins.com
@ReadingFightins



TEAM INFORMATION/PERSONNEL

First Year1952
AffiliationPhiladelphia Phillies (1967)
League Titles5 ('57, '68, '73, '95, '01)
Last Playoff Appearance2019 (Lost in ELDS)
2025 Record55-81 (6th - Northeast)
2025 Attendance396,455 (2nd)

Managing PartnerCraig Stein
General ManagerScott Hunsicker
Media ContactJake Starr
BroadcastersJake Starr, Cory Sparks

ManagerAl Pedrique (4th season)
Pitching CoachBrad Bergesen, Alex Harter
Hitting CoachJeff Livesey
Bench CoachMarty Malloy
Position CoachNerluis Martinez
Athletic TrainerMeag Flaherty, Cayla Williams
Strength CoachDan Donohue

Curve Hotel in ReadingDoubletree Hotel
.....701 Penn Street
.....Reading, PA 19601

2025 SERIES (9)

at Altoona (6)

June 23 (Tue.) 6:00 p.m.
June 24 (Wed.) 6:00 p.m.
June 25 (Thur.).. 6:30 p.m.
June 26 (Fri.) 6:00 p.m.
June 27 (Sat.) 6:30 p.m.
June 28 (Sun.) ... 1:00 p.m.

at Reading (3)

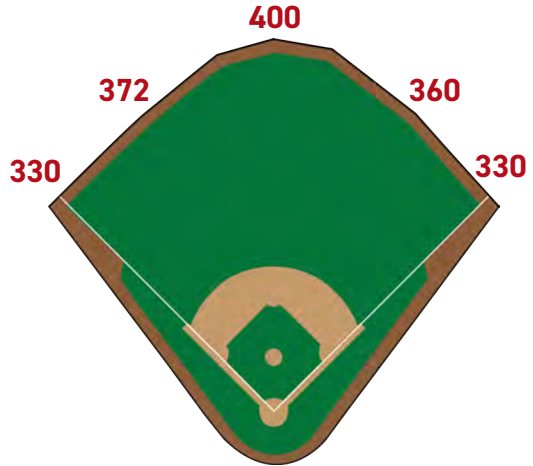
July 17 (Fri.) 7:00 p.m.
July 18 (Sat.) 7:00 p.m.
July 19 (Sun.) 5:15 p.m.

CURVE vs. READING SERIES INFO

All-Time vs. Reading160-171
at Altoona91-80
at Reading69-91
Postseason vs. ReadingN/A
2025 vs. Reading3-3
at Altoona3-3
at Reading0-0
Best Record vs. Reading5-1 (2017)
Worst Record vs. Reading1-5 (2019)
Largest Margin of Victory11 (8/10/14, 13-2)
Largest Margin of Defeat14 (8/7/16, 14-0)
Longest Winning Streak7, April 5-May 2, 2003
Longest Losing Streak7, July 6-August 19, 2002

FIRSTENERGY STADIUM

BallparkFirstEnergy Stadium
Capacity9,000
Year Opened1951
Fence Height18'



HEAD-TO-HEAD RECORDS

YEAR	OVERALL	HOME	AWAY	PCT.
1999	5-11	1-5	4-6	.313
2000	9-11	4-6	5-5	.450
2001	8-12	5-5	3-7	.400
2002	6-14	3-7	3-7	.300
2003	13-7	8-2	5-5	.650
2004	14-5	7-2	7-3	.737
2005	14-8	8-3	6-5	.636
2006	9-7	6-3	3-4	.563
2007	11-10	8-6	3-4	.524
2008	7-11	5-7	2-4	.389
2009	8-13	5-6	3-7	.381
2010	7-5	5-3	2-2	.583
2011	5-10	2-4	3-6	.333
2012	6-3	2-1	4-2	.667
2013	3-7	3-3	0-4	.300
2014	2-4	1-2	1-2	.333
2015	2-4	1-2	1-2	.333
2016	3-6	2-1	1-5	.333
2017	5-1	2-1	3-0	.833
2018	6-4	2-1	4-3	.600
2019	1-5	1-2	0-3	.167
2021	0-0	0-0	0-0	N/A
2022	7-5	4-2	3-3	.583
2023	6-5	3-3	3-2	.545
2024	0-0	0-0	0-0	N/A
2025	3-3	3-3	0-0	.500
TOTALS	160-171	91-80	69-91	.479

SERIES SWEEPS

Last by Altoona at Altoona
2-game8/27-28/04
3-game6/1-2/07
4-game 8/25-27/03
6-game N/A

Last by Altoona at Reading
2-game N/A
3-game 7/24-26/17
4-game N/A
6-game N/A

Last by Reading at Altoona
2-game 5/12-13/03
3-game6/27-29/11
4-game N/A
6-game N/A

Last by Reading at Reading
2-game N/A
3-game8/2-4/19
4-game 5/20-23/13
6-game N/A

EASTERN LEAGUE



1771 Encore Ave
 Richmond, VA 23230
 Phone: (804) 359-3866
 Fax: (804) 359-1373
 squirrelsbaseball.com
 @gosquirrels



TEAM INFORMATION/PERSONNEL

First Year2010
 Affiliation.....San Francisco Giants (2010)
 League Titles.....N/A
 Last Playoff Appearance.....2023 (Lost in ELDS)
 2025 Record.....56-79 (6th - Southwest)
 2025 Attendance 446,697 (1st)

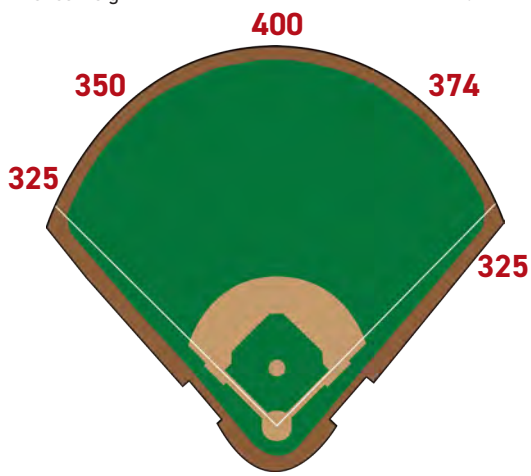
President/Managing Partner.....Lou DiBella
 Senior AdvisorTodd Parnell
 General ManagerAnthony Oppermann
 Media Contact.....Trey Wilson
 Broadcasters.....Trey Wilson, Blaine McCormick

ManagerDennis Pelfrey (5th season)
 Pitching CoachPaul Oseguera
 Hitting Coach.....Tommy Everidge
 Fundamentals Coach.....Lipso Nava
 Athletic TrainerTim Vigue
 Strength CoachMichelle Kuda

Curve Hotel in Richmond.....Fairfield Inn & Suites Richmond Innsbrook
9937 Mayland Drive
Richmond, VA 23233
PH: (804) 545-4200

CARMAX PARK

Ballpark.....CarMax Park
 Capacity.....9,585
 Year Opened2026
 Fence Height.....8-12'



HEAD-TO-HEAD RECORDS

YEAR	OVERALL	HOME	AWAY	PCT.
2010	16-10	8-3	8-7	.615
2011	8-9	6-5	2-4	.471
2012	12-9	10-4	2-5	.571
2013	10-11	6-5	4-6	.476
2014	10-11	9-5	1-6	.476
2015	10-10	5-5	5-5	.500
2016	16-6	9-1	7-5	.727
2017	7-9	3-3	4-6	.438
2018	9-6	5-4	4-2	.600
2019	13-8	6-5	7-3	.619
2021	6-5	2-3	4-2	.545
2022	10-8	8-4	2-4	.556
2023	10-8	4-2	6-6	.556
2024	14-10	8-4	6-6	.583
2025	11-6	7-4	4-2	.647
TOTALS	162-126	96-55	66-69	.562

2026 SERIES (18)

at Altoona (12) at Richmond (6)

April 28 (Tue.)..... 6:00 p.m. April 7 (Tues.)..... 7:05 p.m.
 April 29 (Wed.)... 6:00 p.m. April 8 (Wed.) 7:05 p.m.
 April 30 (Thur.).. 11:00 a.m. April 9 (Thur.)..... 7:05 p.m.
 May 1 (Fri.) 6:00 p.m. April 10 (Fri.)..... 7:05 p.m.
 May 2 (Sat.)..... 4:00 p.m. April 11 (Sat.)..... 7:05 p.m.
 May 3 (Sun.)..... 1:00 p.m. April 12 (Sun.)..... 2:05 p.m.

July 7 (Tue.)..... 6:30 p.m.
 July 8 (Wed.) 6:00 p.m.
 July 9 (Thur.)..... 6:00 p.m.
 July 10 (Fri.)..... 6:00 p.m.
 July 11 (Sat.)..... 6:30 p.m.
 July 12 (Sun.)..... 1:00 p.m.

CURVE vs. RICHMOND SERIES INFO

All-Time vs. Richmond.....162-126
 at Altoona.....96-55
 at Richmond.....66-69
 Postseason vs. RichmondN/A
 2025 vs. Richmond 11-6
 at Altoona..... 7-4
 at Richmond.....4-2
 Best Record vs. Richmond 16-6 (2016)
 Worst Record vs. Richmond..... 7-9 (2017)
 Largest Margin of Victory.....12 (8/24/13(2), 13-1)
 Largest Margin of Defeat..... 12 (8/28/21, 15-3)
 Longest Winning Streak . 13, April 22-August 4, 2016
 Longest Losing Streak . 4, 6x, last - June 26-July 27, 2019

SERIES SWEEPS

Last by Altoona at Altoona Last by Altoona at Richmond
 2-game.....5/2-3/17 2-game..... N/A
 3-game.....8/2-4/16 3-game.. 4/30-5/2/18
 4-game.. 7/31-8/3/14 4-game.... 5/12-15/16
 6-game..... N/A 6-game..... N/A
 Last by Richmond at Altoona Last by Richmond at Richmond
 2-game..... N/A 2-game..... N/A
 3-game..... N/A 3-game....5/27-29/14
 4-game.....5/4-7/15 4-game..... N/A
 6-game..... N/A 6-game..... N/A

EASTERN LEAGUE

SOMERSET PATRIOTS



TD Bank Ballpark
 1 Patriots Park
 Somerset, NJ 08807
 Phone: (908) 252-0700
 MiLB.com/Somerset
 @SomPatriots



TEAM INFORMATION/PERSONNEL

First Year 1998
 Affiliation New York Yankees (2021)
 League Titles 1 (2022)
 Last Playoff Appearance 2025 (Lost in ELDS)
 2025 Record 73-65 (2nd Northeast)
 2025 Attendance 348,758 (5th)

Ownership The Kalafer Family
 President/General Manager Patrick McVerry
 Media Contact Marc Russinoff, Steven Cusumano
 Broadcasters Steven Cusumano, Adam Beck

Manager James Cooper (1st season)
 Pitching Coach Demetre Kokoris
 Hitting Coach Mike Fransoso
 Defensive Coach Uziel Vilorio, Caleb Hamilton
 Athletic Trainer Adaric Kelly, Ruby Olea
 Strength Coach Dylan Lidge

Curve Hotel in Somerset ... Delta Hotels by Marriott Somerset
 110 Davidson Avenue
 Somerset, NJ 08873
 PH: (732) 764-6429

2026 SERIES (0)
 at Altoona (0) at Somerset (0)

CURVE vs. SOMERSET SERIES INFO

All-Time vs. Somerset 15-24
 at Altoona 11-13
 at Somerset 4-11
 Postseason vs. Somerset 0-0
 2025 vs. Somerset 4-2
 at Altoona 3-2
 at Somerset 0-0
 Best Record vs. Somerset 4-2 (2025)
 Worst Record vs. Somerset 1-5 (2023)
 Largest Margin of Victory 9 (4/16/25, 10-1)
 Largest Margin of Defeat 11 (4/18/25, 12-1)
 Longest Winning Streak 3 (8/18-21, 2021)
 Longest Losing Streak 5 (5/14/22-6/16/23)

TD Bank Ballpark

Ballpark TD Bank Ballpark
 Capacity 6,100
 Year Opened 1999
 Fence Height 8'



HEAD-TO-HEAD RECORDS

YEAR	OVERALL	HOME	AWAY	PCT.
2021	6-6	3-3	3-3	.500
2022	2-4	2-4	0-0	.333
2023	1-5	0-0	1-5	.167
2024	2-7	2-4	0-3	.222
2025	4-2	4-2	0-0	.667
TOTALS	15-24	11-13	4-11	.384

SERIES SWEEPS

Last by Altoona at Altoona		Last by Altoona at Somerset	
2-game	N/A	2-game	N/A
3-game	N/A	3-game	N/A
4-game	N/A	4-game	N/A
6-game	N/A	6-game	N/A
Last by Somerset at Altoona		Last by Somerset at Somerset	
2-game	N/A	2-game	N/A
3-game	N/A	3-game	N/A
4-game	N/A	4-game	N/A
6-game	N/A	6-game	N/A

EASTERN LEAGUE



PIRATES ORGANIZATION



Pitcher Antwone Kelly was one of seven players who suited up for the Curve in 2025 that were added to the Pirates 40-man roster after the season.

(Thomas Takele / MLB.com)



PITTSBURGH PIRATES BASEBALL CLUB
 PNC PARK AT NORTH SHORE
 115 FEDERAL STREET
 PITTSBURGH, PA 15212
 (412) 323-5000
 www.pirates.com

EXECUTIVE

Chairman of the Board.....	Bob Nutting
President.....	Travis Williams
Executive Vice President, Baseball Operations & General Manager	Ben Cherington
Executive Vice President, Sales & Marketing	David Burke
Executive Vice President & PNC Park General Manager.....	Dennis DaPra
Executive Vice President, Business Operations.....	Ed Hartman
Senior Executive Assistant, Team President	Phoebe Kristek

BASEBALL OPERATIONS

Sr. VP, Assistant General Manager	Sarah Gelles
Sr. VP, Assistant General Manager	Kevan Graves
Sr. VP, Assistant General Manager	Steve Sanders
Sr. VP, Assistant General Manager	Bryan Stroh
Vice President, Strategy and Research	Dan Fox
Vice President, Scouting.....	Joe DelliCarri
Vice President, Player Personnel.....	Steve Williams
Vice President, Research and Development.....	Kevin Tannenbaum
Vice President, International Scouting	Max Kwan
Director, Baseball Operations	Trey Rose
Coordinator, Baseball Operations	Anthony Argenziano
Specialist, Baseball Operations	Jacob Stallings
Manager, Player and Family Services	Reilly McGlumphy
Special Assistant, Baseball Operations.....	Scott Elarton

PLAYER DEVELOPMENT

Director, Coaching & Player Development.....	Michael Chernow
Sr. Director, Int'l Dev. & MN Applied Mental Performance	Hector Morales
Director, Learning.....	Bernie Holliday
Assistant Director, Coaching & Player Development	Shawn Johnston
Assistant Director, International Development.....	Julio Sepulveda
Assistant, Coaching & Player Development	Jack Cecil
Special Advisor/Pitching Development	Dewey Robinson
Head of Methodology, Coaching & Player Development	Bart Hanegraaff
Minor League Field Coordinator.....	Shawn Bowman
Assistant Director, Pitching Foundations	Josh Hopper
Coordinator - Complex Hitting	Callix Crabbe
Coordinator - Hitting Development	Jonathan Johnston
Assistant Director, Pitching Performance Integration	Vic Black
Minor League Outfield and Baserunning Coordinator	Kieran Mattison
Latin American Field Coordinator	Gera Alvarez
Coordinator, Pitching Complex.....	Amaury Telemaco
Minor League Field Coordinator.....	Zac Livingston
Assistant Field Coordinator & Complex Coordinator	Jim Horner
Latin American Field Coordinator	Julio Mosquera Sr.
Minor League Video Coordinator.....	Marc Roche
Head, Strength & Conditioning - Minor League.....	Cory Cook

PIRATES ORGANIZATION



Owner Bob Lozinak dons the Pittsburgh Pirates cap at a press conference announcing the Curve's affiliation with the Bucs back in 1998



INDIANAPOLIS INDIANS • INTERNATIONAL LEAGUE

Ballpark..... Victory Field
 Address..... 501 West Maryland St.
 Indianapolis, IN 46225
 Telephone (317) 269.3542
 Website www.indyindians.com
 Twitter @indyindians
 General Manager Randy Lewandowski
 Public Relations..... Anna Kayser

Manager Eric Patterson
 Pitching Coach Drew Benes, Nasuel Cabrera
 Hitting Coach..... Casey Harms, Eric Munson
 Catching & Game Plan Coach JD Closser
 Coach..... Joe Thatcher
 Head Athletic Trainer Matt McNamee
 Ath. Training Coord.Casey Lee
 Strength & Cond. Coach Raldy Herrera
 Performance Dietitian Sierra Scott



GREENSBORO GRASSHOPPERS • SOUTH ATLANTIC LEAGUE

Ballpark.....First National Bank Field
 Address..... 408 Bellemeade Street
 Greensboro, NC 27401
 Telephone (336) 268.2255
 Website www.gsohoppers.com
 Twitter @GSOHoppers
 General ManagerTim Vangel
 Public Relations..... Callie Cline

ManagerJose Mosquera
 Pitching Coach Rafael Chaves
 Hitting Coach..... Jonathan Roof, Quentin Brown
 Bench Coach..... Phillip Wellman
 Development Coach Pedro Florimon
 Trainer Alexa DeHaeseleer
 Strength CoachNick Ritchie



BRADENTON MARAUDERS • FLORIDA STATE LEAGUE

Ballpark..... LECOM Park
 Address..... 1611 9th Street West
 Bradenton, FL 34205
 Telephone (941) 747.3031
 Website www.bradentonmarauders.com
 Twitter @The_Marauders
 General ManagerCraig Warzecha
 Public Relations..... Matthew Hargrove

ManagerGera Alvarez
 Bench Coach..... Jose Mendez
 Pitching Coach Matt Ford
 Hitting Coach..... Jonathan Prieto, Ryan Powers
 Catching CoachPedro Omana
 Trainer Wilson Boda
 Strength CoachOmar Aguilar



FCL PIRATES • ROOKIE FLORIDA COAST LEAGUE

Ballpark..... LECOM Park/Pirate City
 Address..... 1701 27th Street East
 Bradenton, FL 24201
 Telephone (941) 747.3031
 Website www.pirates.com

Manager Jim Horner
 Pitching Coach Renny Duarte, Damon Elarton
 Hitting Coach..... Brady Conlan, Joaquin Murrieta, Elys Escobar
 Skill Development Inht. Spec. Bart Hanegraaff
 Trainer Caroline Sarris
 Strength Coach Nick Presley



DSL PIRATES • ROOKIE FOREIGN DOMINICAN SUMMER LEAGUE

Ballpark.....Pirates DSL Academy
 Address..... Carretera Mella KM 31
 La Gina, De Hato Viejo
 De Guerra, Santo Domingo, D.R.
 Telephone (849) 622.8050
DSL Pirates Gold
 ManagerJoel Fuentes
 Pitching Coach Jose Cueto
 Hitting Coach Raul Siri
 Catching Coach Gustavo Polanco

Development CoachCaden Shapiro
 Trainer..... Alex Mena
 Strength CoachDario Marte
DSL Pirates Black
 Manager Ken Matsuzaka
 Pitching CoachYeudy Manzanillo
 Hitting Coach..... Luis Perez, Khelyn Smith
 Development Coach Justin Miknis
 Strength CoachDario Marte

TOP 30 PIRATES PROSPECTS

MLBPipeline.com

- 1 Konnor Griffin, SS
- 2 Bubba Chandler, RHP
- 3 Seth Hernandez, RHP
- 4 Edward Florentino, OF
- 5 Hunter Barco, LHP
- 6 Jhostynxon Garcia, OF
- 7 Termarr Johnson, 2B
- 8 Wyatt Sanford, SS
- 9 Antwone Kelly, RHP
- 10 Rafael Flores, C
- 11 Esmerlyn Valdez, RHP
- 12 Sammy Stafura, SS
- 13 Wilber Dotel, RHP
- 14 Thomas Harrington, RHP
- 15 Nick Yorke, INF
- 16 Levi Sterling, RHP
- 17 Omar Alfonzo, C
- 18 Darrell Morel, SS
- 19 Easton Carmichael, C
- 20 Murf Gray, INF
- 21 Yordany De Los Santos, SS
- 22 Axiel Plaz, C
- 23 Edgleen Perez, C
- 24 Khristian Curis, RHP
- 25 Jack Brannigan, INF
- 26 Zander Meuth, RHP
- 27 Reinold Navarro, LHP
- 28 Jeter Martinez, RHP
- 29 Duce Gourson, INF
- 30 Tony Blanco Jr., 1B

Baseball America

- 1 Konnor Griffin, SS
- 2 Bubba Chandler, RHP
- 3 Edward Florentino, OF
- 4 Seth Hernandez, RHP
- 5 Jhostynxon Garcia, OF
- 6 Rafael Flores, C
- 7 Termarr Johnson, 2B
- 8 Antwone Kelly, RHP
- 9 Hunter Barco, LHP
- 10 Wilber Dotel, RHP
- 11 Esmerlyn Valdez, OF
- 12 Wyatt Sanford, SS
- 13 Omar Alfonzo, C
- 14 Sammy Stafura, SS
- 15 Khristian Curtis, RHP
- 16 Reinold Navarro, LHP
- 17 Darrell Morel, SS
- 18 Thomas Harrington, RHP
- 19 Nick Yorke, INF
- 20 Axiel Plaz, C
- 21 Duce Gourson, INF
- 22 Jesus Travieso, RHP
- 23 Levi Sterling, RHP
- 24 Jeter Martinez, RHP
- 25 Zander Meuth, RHP
- 26 Easton Carmichael, C
- 27 Murf Gray, INF
- 28 Jack Brannigan, SS
- 29 Tony Blanco, Jr., 1B
- 30 Johan De Los Santos, SS

AMONG BASEBALL'S TOP PROSPECTS

MLBPipeline.com Top 100

- 1 Konnor Griffin
- 11 Bubba Chandler
- 29 Seth Hernandez
- 50 Edward Florentino
- 96 Hunter Barco

Baseball America Top 100

- 1 Konnor Griffin
- 15 Bubba Chandler
- 29 Edward Florentino
- 38 Seth Hernandez

MLBPipeline.com Top 10 by Position

- 1, SS Konnor Griffin
- 2, RHP Bubba Chandler
- 5, RHP Seth Hernandez

Baseball America Top 10 by Position

- 1, SS Konnor Griffin
- 9, 2B Termarr Johnson
- 1, Corner OF Edward Florentino
- 3, RHP Bubba Chandler

BASEBALL AMERICA'S PIRATES' BEST TOOLS

- Best Hitter for Average Edward Florentino
- Best Power Hitter Tony Blanco Jr.
- Best Strike-Zone Discipline Edgleen Perez
- Fastest Baserunner Konnor Griffin
- Best Athlete Konnor Griffin
- Best Fastball Reinold Navarro
- Best Curveball Seth Hernandez
- Best Slider Ryan Harbin

- Best Changeup Seth Hernandez
- Best Control Connor Wietgreffe
- Best Defensive Catcher Richard Ramirez
- Best Defensive Infielder Jack Brannigan
- Best Infield Arm Konnor Griffin
- Best Defensive Outfielder Konnor Griffin
- Best Outfield Arm Konnor Griffin

NO. 1 PIRATES PROSPECTS TO PLAY FOR THE CURVE

A complete list of Pirates prospects with the No. 1 pre-season ranking by *Baseball America* that have played for the Curve. Year(s) reflect the season or seasons of their top ranking only. (*Tyler Glasnow made two starts on MLB Rehab in 2016)

PLAYER	YEAR(S)	GAMES PLAYED	PLAYER	YEAR(S)	GAMES PLAYED
J.R. House, C	2001-02	142	Gerrit Cole, RHP	2012	12
John Van Benschoten, RHP	2003	17	Tyler Glasnow, RHP	2015-16*	14
Neil Walker, 2B	2006	10	Mitch Keller, RHP	2018	14
Andrew McCutchen, OF	2007	118	Paul Skenes, RHP	2024	2
Pedro Alvarez, 3B	2009	60	Konnor Griffin, SS	2025	24

PIRATES MILB PLAYERS OF THE YEAR

Since 2000, the Pirates have been honoring a minor league player and pitcher with a yearly award. They are recognized for their achievement during a September pregame ceremony at PNC Park in Pittsburgh and a plaque hangs on the wall in the Woody Huyke clubhouse in Bradenton showing each winner.

BOB FRIEND PITCHER OF THE YEAR

YEAR	Player
2000	Wilson Guzman
2001	Sean Burnett
2002	Sean Burnett
2003	Ian Snell
2004	Zach Duke
2005	Paul Maholm
2006	Tom Gorzelanny
2007	John Van Benschoten
2008	Jeff Sues
2009	Rudy Owens
2010	Rudy Owens
2011	Kyle McPherson
2012	Jeff Locke
2013	Tyler Glasnow
2014	Tyler Glasnow
2015	Yeudy Garcia
2016	Mitch Keller
2017	Steven Brault
2018	J.T. Brubaker
2019	James Marvel
2021	Adrian Florencio
2022	Quinn Priester
2023	No award
2024	No award
2025	Bubba Chandler

HONUS WAGNER PLAYER OF THE YEAR

YEAR	Player
2000	J.R. House
2001	Humberto Cota
2002	Walter Young
2003	Chris Shelton
2004	Brad Eldred
2005	Jose Bautista
2006	Andrew McCutchen
2007	Steve Pearce
2008	Jim Negrych
2009	Pedro Alvarez
2010	Alex Presley
2011	Robbie Grossman
2012	Gregory Polanco
2013	Andrew Lambo
2014	Josh Bell
2015	Max Moroff
2016	Josh Bell
2017	Jordan Luplow
2018	Ke'Bryan Hayes
2019	Mason Martin
2021	Matt Fraizer
2022	Endy Rodriguez
2023	No award
2024	No award
2025	Konnor Griffin

bold - played in Altoona that season

BATTING AVERAGE (Min. 300 PA)

Konnor Griffin	BRD/GBO/ALT	.333
Nick Solak	IND	.332
Ji-Hwan Bae	IND/BRD	.292
Edward Florentino	FCL/BRD	.290
Nick Yorke	IND	.287



ERA (Min. 90.0 IP)

Blake Townsend	GBO/ALT/IND	1.76
Hunter Barco	ALT/IND	2.81
Victor Cabreja	BRD/GBO	2.89
Antwone Kelly	GBO/ALT	3.02
Connor Wietgreffe	GBO/ALT/IND	3.10

HOME RUNS

Esmerlyn Valdez	GBO/ALT	26
Konnor Griffin	BRD/GBO/ALT	21
Javier Rivas	GBO/ALT	21
Nick Cimillo	ALT	20
Edward Florentino	FCL/BRD	16



WINS

Victor Cabreja	BRD/GBO	9
Drake Fellows	IND	9
6 others tied at		8

RBI

Konnor Griffin	BRD/GBO/ALT	94
Javier Rivas	GBO/ALT	86
Esmerlyn Valdez	GBO/ALT	86
Nick Solak	IND	73
Nick Cimillo	ALT	71



SAVES

Cam Sanders	ALT/IND	14
Beau Burrows	4 teams	9
Noah Takacs	BRD	8
Michael Walsh	GBO/ALT	8
6 others tied at		7

STOLEN BASES

Konnor Griffin	BRD/GBO/ALT	65
Yordany De Los Santos	BRD/GBO	51
Edward Florentino	FCL/BRD	35
Johan De Los Santos	DSL	34
Wyatt Sanford	FCL/BRD	34



STRIKEOUTS

Wilber Dotel	ALT	131
Bubba Chandler	IND	121
Khristian Curtis	GBO/ALT	119
Hunter Barco	ALT/IND	116
Antwone Kelly	GBO/ALT	116

FUTURES GAME PARTICIPANTS

The Curve have sent a total of 24 players to the MLB All-Star Futures Game in game's 26-year history. A complete list is below.

1999 (Boston)	Yamid Haad, C
2000 (Atlanta)	None
2001 (Seattle)	J.R. House, C
2002 (Milwaukee)	Tony Alvarez, OF
2003 (Chicago, AL)	Jose Castillo, 2B
2004 (Houston)	John Van Benschoten, RHP
2004 (Houston)	Bryan Bullington, RHP
2005 (Detroit)	Jorge Cortes, OF
2005 (Detroit)	Jose Bautista, 3B
2006 (Pittsburgh)	Paul Maholm, LHP
2007 (San Francisco)	None
2008 (New York, NL)	Steven Pearce, 1B
2009 (St. Louis)	None
2010 (Los Angeles, AL)	Pedro Alvarez, 3B
2011 (Arizona)	Gorkys Hernandez, OF
	Bryan Morris, RHP
	Starling Marte, OF

2012 (Kansas City)	Gerrit Cole, RHP
2013 (New York, NL)	Gregory Polanco, OF
2014 (Minnesota)	None
2015 (Cincinnati)	Josh Bell, 1B
2016 (San Diego)	Dovydas Neverauskas, RHP
2017 (Miami)	None
2018 (DC)	Ke'Bryan Hayes, 3B
2019 (Cleveland)	None
2021 (Colorado)	Roansy Contreras, RHP*
2022 (Los Angeles)	Henry Davis, C*
2023 (Seattle)	None
2024 (Texas)	Bubba Chandler, RHP
2025 (Atlanta)	Esmerlyn Valdez, OF

* - Denotes player did not participate due to injury



Listed below are all of the Pittsburgh Pirates draft picks from the 2025 amateur draft. **Bold** indicates a signed player.



Seth Hernandez



Murf Gray



Easton Carmichael



Hector Melendez



Jack Anker

Round	Pick	Player	School	Pos.	B/T	DOB
1	6	Seth Hernandez	Corona HS (CA)	RHP	R/R	6/28/06
2	50	Angel Cervantes	Warren HS (CA)	RHP	R/R	8/21/07
CB-B	73	Murf Gray	Fresno State	3B	R/R	12/30/03
3	82	Easton Carmichael	Oklahoma	C	R/R	11/30/03
4	113	Gustavo Melendez	Colegio Nuestra Senora (PR)	SS	L/R	10/20/07
5	144	Adonis Guzman	Arizona	C	R/R	12/04/03
6	173	Jack Anker	Fresno State	RHP	R/R	4/08/04
7	203	Brent Iredale	Arkansas	3B	R/R	7/12/03
8	233	Josh Tate	Georgia Southern	OF	R/R	9/01/03
9	263	Jared Jones	LSU	1B	R/R	8/01/03
10	293	Matt King	Arizona State	SS	R/R	8/25/02
11	323	Dylan Palmer	Hofstra	2B	L/R	10/05/03
12	353	Cameron Keshock	Samford	RHP	R/R	10/29/03
13	383	Dylan Mathiesen	Liberty	RHP	R/R	5/25/04
14	413	Connor Hamilton	Montgomery Ball Acad. (TN)	RHP	R/R	3/13/06
15	443	McLane Moody	Northside Senior HS (AR)	RHP	R/R	9/05/06
16	473	Eddie King Jr.	Louisville	OF	R/R	1/07/03
17	503	Carter Gwost	Little Falls HS (MN)	OF	L/L	2/16/07
18	533	Canon Reeder	Oregon State	OF	R/R	4/23/03
19	563	Brandon Cain	Oklahoma	RHP	R/R	8/30/04
20	593	Nick Frusco	Miller Place HS (NY)	LHP	L/L	5/09/07



Paul Skenes (right) and Dylan Crews (left) became the first collegiate teammates to be selected back-to-back at the top of the draft in 2023. Both reached Double-A in their debut season of professional baseball and made their Major League Debuts during the 2024 season. (Photo by Annie Choinere)



GENERAL INFORMATION



YEARLY ATTENDANCE TOTALS

YEAR	OPENINGS	TOTAL ATTENDANCE	AVG. ATTENDANCE
1999	69	323,932	4,695
2000	66	333,968	5,060
2001	68	348,316	5,122
2002	69	363,871	5,273
2003	65	365,376	5,621
2004	66	394,062	5,970
2005	71	390,239	5,496
2006	66	365,407	5,536
2007	67	356,339	5,318
2008	67	346,973	5,179
2009	64	275,945	4,311
2010	69	286,321	4,150
2011	68	285,906	4,205
2012	63	270,613	4,295
2013	68	286,227	4,209
2014	67	275,823	4,416
2015	70	302,761	4,325
2016	66	272,640	4,131
2017	67	294,486	4,395
2018	65	297,118	4,571
2019	67	308,464	4,604
2020	0	-No Season Due to COVID-19-	0
2021	53	213,686	4,032
2022	66	285,777	4,330
2023	67	308,003	4,597
2024	66	305,598	4,630
2025	66	293,487	4,447
TOTALS	1,726	8,151,338	4,722

NOTE: Figures do not include the 7,346 fans the Curve drew for their May 15, 2000 exhibition vs. Pittsburgh, the 9,308 who attended the 2006 E.L. All-Star Game, the franchise-record 10,116 who attended the Pirates-Curve Exhibition on March 30, 2013, the 6,055 who attended the 2014 E.L. All-Star Game or the 86,298 fans who attended the Curve's 22 E.L. playoff games at Peoples Natural Gas Field from 2003-06, 2010, and 2015-18.

2025 EASTERN LEAGUE ATTENDANCE (by average)

TEAM	BALLPARK	CAPACITY	TOTAL	OPENINGS	AVERAGE
Richmond Flying Squirrels	The Diamond	9,560	446,679	66	6,768
Reading Fightin Phils	First Energy Stadium	9,000	396,455	66	6,007
Portland Sea Dogs	Hadlock Field	7,368	366,442	62	5,910
Hartford Yard Goats	Dunkin Donuts Park	6,056	389,496	67	5,813
Somerset Patriots	TD Bank Ballpark	6,100	348,758	64	5,449
Altoona Curve	Peoples Natural Gas Field	7,210	293,487	66	4,447
Akron RubberDucks	Canal Park	7,630	274,686	64	4,292
Harrisburg Senators	FNB Field	6,187	258,972	66	3,924
New Hampshire Fisher Cats	Delta Dental Stadium	6,500	207,425	61	3,400
Chesapeake Baysox	Prince Georges Stadium	10,000	202,741	63	3,218
Erie SeaWolves	UPMC Park	6,000	196,011	67	2,926
Binghamton Rumble Ponies	Mirabito Stadium	6,012	120,627	61	1,977

CURVE ALL-TIME MONTHLY ATTENDANCE

MONTH	TOTAL	OPENINGS	AVERAGE
April	920,283	260	3,539
May	1,536,765	352	4,365
June	1,565,757	327	4,788
July	1,789,558	349	5,127
Aug/Sept	2,342,671	443	5,288
TOTAL	8,151,338	1,726	4,722

CURVE ALL-TIME DAILY ATTENDANCE

DAY	TOTAL	OPENINGS	AVERAGE
Monday	635,980	167	3,808
Tuesday	1,022,501	247	4,139
Wednesday	1,036,080	246	4,211
Thursday	1,075,212	253	4,249
Friday	1,298,313	272	4,773
Saturday	1,632,627	281	5,810
Sunday	1,387,299	277	5,008
TOTAL	8,151,338	1,726	4,722

ATTENDANCE

TOP 10 REGULAR SEASON CROWDS AT PEOPLES NATURAL GAS FIELD

RANK	TOTAL	DATE/OPPONENT	RESULT
1	10,164	8/26/23 vs. Akron	W 9-8
2	9,255	8/10/03 vs. Harrisburg (DH)	L, 4-2 / W, 4-3
3	9,165	7/3/25 vs. Harrisburg	W, 4-2 (11)
4	9,163	7/4/04 vs. Harrisburg	W, 2-0 (7)
5	9,137	7/4/03 vs. Erie	W, 11-5
6	9,017	8/18/06 vs. Harrisburg	W, 13-1
7	8,979	8/22/04 vs. Bowie	W, 12-0
8	8,905	7/4/24 vs. Harrisburg	W, 1-0
9	8,845	7/4/14 vs. Harrisburg	W, 7-4
10	8,836	8/5/06 vs. New Britain	L, 3-2

TOP SERIES ATTENDANCE

TOP 3-DATE SERIES

Total	Dates	Opponent
24,513	August 18-20, 2006	Harrisburg
24,268	August 17-19, 2007	Erie
23,411	August 6-8, 2004	Harrisburg
23,009	August 4-6, 2006	New Britain

TOP 4-DATE SERIES

Total	Dates	Opponent
30,914	August 19-22, 2004	Bowie
29,748	July 15-18, 2004	Reading
29,309	June 30-July 3, 2006	Akron
28,754	July 11-14, 2006	Akron

TOP 6-DATE HOMESTANDS

Total	Dates	Opponent
41,390	August 18-23, 2006	HBG/BOW
39,380	August 5-10, 2005	AKR/BOW
39,032	June 28-July 3, 2006	BOW/AKR
38,795	August 19-24, 2008	POR/NHM
38,259	May 25-30, 2004	REA/NBR

TOP 7-DATE HOMESTANDS

Total	Dates	Opponent
44,488	July 15-21, 2004	REA/ERIE
42,713	Aug. 25-Sept. 1, 2003	REA/ERIE
41,083	July 22-28, 2005	HBG/BIN
41,030	June 20-26, 2005	BOW/NBR
40,676	June 16-22, 2003	TRN/HBG

PEOPLES NATURAL GAS FIELD SEATING BREAKDOWN

Toyota Diamond Club (100 Level)	1,644
Terrace Level (200 Level)	1,204
Grandstand Level (300 Level)	2,666
UPMC Health Plan OF Reserved (500 Level)	800
Stuckey Automotive Third-Base Picnic Pavilion	350
"Rail Kings" (on Party Deck)	40
Skybox Seating	432
Weis First Base Bleachers	400
Total Seating Capacity	7,536

NOTE: From 1999-02 total seating capacity at Peoples Natural Gas Field was listed at 6,176. Prior to the 2003 season an additional 1,034 seats were created with the construction of the new left-field reserved bleacher section, the third-base picnic pavilion and the left-field Party Deck. The total capacity of 7,210 stood through the 2021 season.

MLB ALL-STAR ALUMNI

Every MLB All-Star to play for the Curve is listed below (* = MLB experience before playing for Altoona)

PLAYER	#	ALL-STAR SEASONS	PLAYER	#	ALL-STAR SEASONS
Pedro Alvarez	1	2013 (PIT)	Jeff Locke	1	2013 (PIT)
Bronson Arroyo	1	2006 (CIN)	Starling Marte	2	'16 (PIT), '22 (NYY)
Jose Bautista	6	2010-15 (TOR)	Nate McLouth	1	2008 (PIT)
Josh Bell	1	2019 (PIT)	Andrew McCutchen	5	2011-15 (PIT)
Matt Capps	1	2010 (WAS)	Austin Meadows	1	2019 (TB)
Sean Casey*	3	1999, '01, '04 (CIN)	Evan Meek*	1	2010 (PIT)
Gerrit Cole	6	'15 (PIT), '18-19 (HOU), '21-23 (NYY)	Charlie Morton*	1	2019 (TB)
Jose Contreras*	1	2006 (CWS)	Terry Mulholland*	2	2018 (HOU), 2019 (PIT)
Elias Diaz	1	2023 (COL)	Bryan Reynolds	2	2021, 2024 (PIT)
Zach Duke	1	2009 (PIT)	Jason Schmidt*	3	2003-04, '06 (SF)
Adam Fraizer	1	2021 (PIT)	Paul Skenes	2	2024-25 (PIT)
Josh Harrison	2	2014, '17 (PIT)	Ryan Vogelsong*	2	2011 (SF)
Clay Holmes	1	2022 (NYY)	Tony Watson	1	2014 (PIT)
Brock Holt	1	2015 (BOS)	Jack Wilson	1	2004 (PIT)
Mitch Keller	1	2023 (PIT)			
Francisco Liriano*	1	2006 (MIN)			



“A minor league ballpark is one thing. An amusement park is another. But tucked in the Allegheny Mountains is a place where there’s really no difference.”

-- USA Today, August 8, 2002

Opened on April 15, 1999, **Peoples Natural Gas Field** is widely considered by fans, players, baseball executives and media as one of the finest minor league baseball facilities in America. Located just off Interstate 99 in Altoona, the ballpark features a beautiful brick exterior and the design is modeled after a railroad roundhouse to tie in the industry which helped found the city of Altoona and is still very much present to this day. The inside of Peoples Natural Gas Field features more than 7,200 fixed seats between two levels. The double-deck layout of the seating section allows for expansive lower and upper concourses, giving fans plenty of space to walk around the ballpark without having to fight through a stationary crowd of people. The “Skyliner” roller coaster from neighboring Lakemont Park and the scenic Allegheny Mountains add to the overall beauty of Peoples Natural Gas Field.

FACTS AND FIGURES

Groundbreaking	March 7, 1998
Opened	April 15, 1999
Architects.....	L.D. Astorino Companies, Pittsburgh, PA
Construction	Ralph J. Albarano and Sons, Duncansville, PA
Cubic Feet of Concrete.....	270,000
Number of Bricks.....	69,000
Width of Lower Concourse Area.....	80 feet
Home Clubhouse (Sq. Feet).....	4,266
Visiting Clubhouse (Sq. Feet)	1,920
Indoor Batting Cage (Sq. Feet)	5,000
Dugouts.....	9' x 60'
Skybox Level Height (from field level)	70 feet
Highest Point of Ballpark (from field level)	80 feet
Height of Light Poles (from field level).....	125 feet
Seating Capacity	7,536
Luxury Skyboxes.....	21
Party Deck	Left field
Stuckey Automotive Picnic Pavilion.....	Third base
Weis First Base Bleachers	Right-field Line
UPMC Health Plan Home Run Junction (OF Reserved Bleachers)	Left field

PNG FIELD SEATING CHART



Ticket Prices

Scan the QR code below for all of the latest ticket pricing, promotions, and more at PNG Field for the 2026 season!



Military, Seniors (55 & over) and children (12 & under) receive a \$1.00 discount on all seating. When all ballpark seats are sold out, GA/Standing Room tickets become available for all non-numbered sections. Ticket prices are subject to change based on the event.

BALLPARK DIMENSIONS

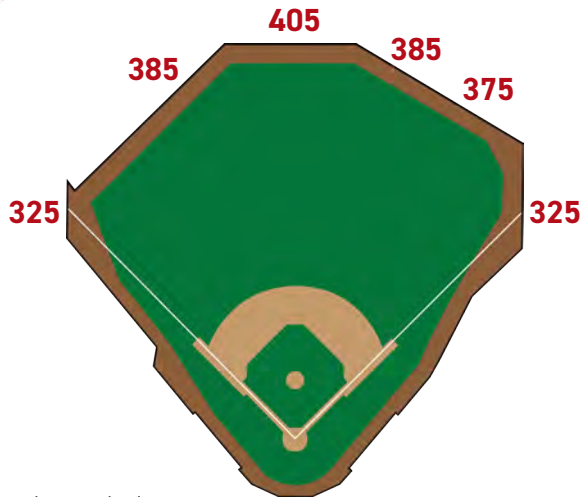
LF	325'
LCF	385'
CF	405'
RCF	375'
RF, Deep Corner	385'
RF	325'

Height of Outfield Wall

Fence Height (LF Corner)	16'
LF Fence Height (in front of OF Bleachers) ...	5'
OF Fence Height	8'
CF Fence Height	16'

PNG FIELD GROUND RULES

- Backstop Area:** Everything behind the plate is live. The cables holding the net behind home plate are dead.
- Dugout Areas:** A player may lean over the dugout railing to make a catch but may not step down onto the dugout step. Anything in the photo wells at the end of the dugouts is dead. The runners will advance at the umpire's discretion.
- Outfield Area:** Anything over the yellow line on the outfield fence or the batter's eye is a home run. The tarp may be leaned on but a player may not elevate himself onto the tarp. Everything in the bullpen is live unless the ball gets lodged. In this case, the player should raise his hands.
- Left Field:** Any ball that hits the top of the fence and bounces over is a home run. Any ball that hits the tall wall below the yellow line and bounces into the bleachers results in a home run.



PNG FIELD WORKOUT SCHEDULES

(SUBJECT TO CHANGE)

6 P.M. GAMES

Curve BP	3:15-4:15 p.m.
Visitors' BP	4:15-5:15 p.m.
Grounds Crew	5:15-6:00 p.m.

4 P.M. GAMES

Curve BP	1:15-2:15 p.m.
Visitors' BP	2:15-3:15 p.m.
Grounds Crew	3:15-4:00 p.m.

7 P.M. GAMES

Curve BP	4:15-5:15 p.m.
Visitors' BP	5:15-6:15 p.m.
Grounds Crew	6:15-7:00 p.m.

6:30 P.M. GAMES

Curve BP	3:45-4:45 p.m.
Visitors' BP	4:45-5:45 p.m.
Grounds Crew	5:45-6:30 p.m.

1 P.M. GAMES

Curve BP	10:15 a.m.-11:15 a.m.
Visitors' BP	11:15-12:15 p.m.
Grounds Crew	12:15-1:00 p.m.

11 A.M. GAMES

Curve BP	8:15-9:15 a.m.
Visitors' BP	9:15-10:15 a.m.
Grounds Crew	10:15-11:00 a.m.

12:05 P.M. GAMES

Curve BP	9:15-10:15 a.m.
Visitors' BP	10:15-11:05 a.m.
Grounds Crew	11:05-12:05 p.m.

GENERAL INFORMATION



From PITTSBURGH and Points West: Take I-76/I-376 East to U.S. 22 East. Drive on 22 East for approximately 80 miles. Merge onto I-99/US-220 North approximately six miles from Altoona. Stay on I-99 North and take the Frankstown Road exit (Exit #32). Go straight at the light at the top of the ramp (crossing over Frankstown Road). The ballpark is on the right.

From STATE COLLEGE and Points North: Take U.S. 322 West to I-99/U.S. 220 South. Take Frankstown Road exit (Exit #32). At the top of the ramp, turn right at the light onto Frankstown Road. Take a right at the next light onto Park Avenue. Ballpark is on the right.

From BEDFORD, PA./CUMBERLAND, Md. and Points South: Take I-99/U.S. 220 North toward Altoona. Take the Frankstown Road exit (Exit #32). Go straight at the light at the top of the ramp (crossing over Frankstown Road). The ballpark is on the right.

From HARRISBURG/PHILADELPHIA and Points East: Take Pennsylvania Turnpike West to Bedford exit. Following the toll booths, take a left at the light. Follow signs and get on I-99/U.S. 220 North. Take Frankstown Road exit (Exit #32). Go straight at the light at the top of the ramp (crossing over Frankstown Road). The ballpark is on the right.

From I-80 Traveling East: Take the Philipsburg/Woodland Exit to U.S. 322 East. After about 25 miles, take U.S. 220 South. 220 South merges with I-99 South. Drive on I-99 South for approximately 20 miles. Take the Frankstown Road exit (Exit #32). Turn right at the exit, the ballpark will be to your right.

From I-80 Traveling West: Take the Altoona/Milesburg exit and bear onto U.S. 220 South. After approximately 30 miles merge onto I-99 South. Drive on I-99 South for approximately 20 miles. Take the Frankstown Road exit (Exit #32). Turn right at the exit, the ballpark will be to your right.

VISITING TEAM HOTEL | GYM INFORMATION



**OFFICIAL VISITING
HOTEL IN ALTOONA**
Wingate by Windham
Altoona Downtown
909 Chestnut Ave.
Altoona, PA 16601
Phone: (814) 414-3372



**VISITING CLUB
WORKOUT FACILITIES**
The Summit Tennis & Athletic Club
2900 Plank Road, Suite 1
Altoona, PA 16601
PH: (814) 946-1668

IMPORTANT NUMBERS

Peoples Natural Gas Field

Main Phone: (814) 943-5400

Toll-free: 1-877-99-CURVE

Main Fax: (814) 943-9050

Press Fax: (814) 283-3181

Press Phone: (814) 283-3172

Who to Contact

Jon Mozes

Director, Communications & Broadcasting

PH: (814) 283-3180

Cell: (215) 206-6260

Email: JMozes@altoonacurve.com

Preston Shoemaker

Assistant Director, Communications & Broadcasting

PH: (814) 283-3180

Cell: (814) 515-7002

Email: PShoemaker@altoonacurve.com

Best Time to Contact in Person

NIGHT GAME: Before 1:00 p.m.

DAY GAME: Before 10:00 a.m.

MORNING GAME: Day before

SEASON CREDENTIALS: Season credentials for the 2026 season will only be issued to legitimate news gathering organizations and individuals that cover the Curve **on a daily basis**. The Curve will contact media outlets on an individual basis regarding season-long credentials. Other media organizations that would like to request a season credential can do so by sending that request on company letterhead as an email attachment to JMozes@altoonacurve.com or via phone (814-283-3180).

DAILY CREDENTIALS: Daily credentials will be issued to those individuals or organizations who do not qualify for season credentials, including freelance writers and weekly and monthly publications. Daily credentials will also be issued to radio and TV stations when the need arises for extra pre/postgame personnel and to newspaper reporters providing extra coverage. **The Curve Media Relations Department should be notified at least 24 hours in advance of the game in which daily credentials are being requested.** Requests should be emailed or communicated by phone. Once approved, the credentials can be picked up at the Media/Handicap Gate.

CREDENTIAL PICKUPS: Season Credentials can be picked up on Media Day, March 31 or Opening Day, Thursday, April 2. Media can make other arrangements with the Curve Media Relations Department to pick up credentials after that date. Daily credentials will only be available for pickup on the day they are issued at the front desk in the office.

MEDIA ENTRANCE TO PEOPLES NATURAL GAS FIELD: Media picking up daily credentials should pick up their credential at the front desk located beneath the Big Blue Flame at the front of Peoples Natural Gas Field. Media may enter through any gate at the ballpark, though encouraged to enter through the front office whenever possible. Media must have their credential displayed at all times.

OTHER ACCEPTABLE CREDENTIALS: The Curve will also honor credentials from the Pittsburgh Pirates, National and American Leagues, the Baseball Writers Association of America and Minor League Baseball.

dentials from the Pittsburgh Pirates, National and American Leagues, the Baseball Writers Association of America and Minor League Baseball.

PRESS BOX SPACE: Though Peoples Natural Gas Field's press box is spacious, the Curve still give preferred seating to those media outlets that cover the club most frequently. If your media organization has special space requirements, please contact the Curve Media Relations Department at least 24 hours prior to those dates.

PHOTO WELLS: Photo wells are located at the end of both dugouts. Photographers are welcome to use this space throughout the course of the game. Photographers are not permitted in the actual dugout area or on the field once the game begins. Please wait until the end of the inning to move to and from these areas.

PARKING: Media members holding season credentials are permitted to park their vehicles in the VIP parking lot by presenting their credentials to the attendant. Please be aware that parking is available on a first-come, first-serve basis. Those holding daily credentials that need to be picked up at the Media/Handicap gate will have their name placed on a VIP parking list, as long as they give at least 24 hours notice.

INTERVIEW POLICY: The Curve Media Relations Department will be glad to assist members of the media in procuring interviews with Curve players and coaching staff members. Media members wishing to do an off-site interview or a feature story should contact the Curve at least 48 hours in advance to the scheduled interview time. The media is asked to be respectful of the players' pregame schedule when requesting an interview with a player. **No one will be permitted to interview starting pitchers on the day of their start.**

CLUBHOUSE POLICIES AND FIELD ACCESS: In accordance with the regulations designated by the Pittsburgh Pirates and Major League Baseball, both clubhouses will open to credentialed media from 3.5 hours prior to game time until 60 minutes before game time. Following the game, the clubhouses will be closed for a period of 10 minutes to allow the team ample time to return to the clubhouse. The clubhouse areas are also closed when the teams are on the field, unless previously approved by the Curve Media Relations Department. **Clubhouses are also closed between games of a doubleheader.**

FIELD ACCESS: Credentialed media are permitted access to the field and dugout areas, but are not permitted to cross the foul lines, particularly when the team is taking batting practice. Media must leave the field and dugout areas no later than 30 minutes prior to game time.

LIVE VIDEO: Live video must be shot from a minimum of 12 feet away from the bullpen at PNG Field. Live video cannot exceed more than five minutes at a time during batting practice and must be taken from the seating bowl. Live video is not permitted inside the Curve clubhouse at any time. Live social media interviews will not be permitted at any time.

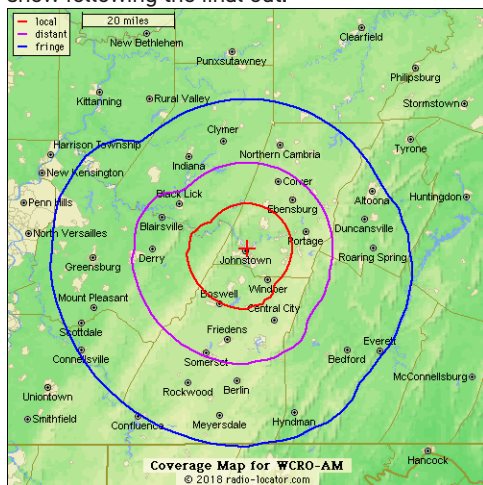


The Curve are pleased to partner with the Altoona-Blair County Airport and Contour Airlines for the 2026 season as the title sponsor of the Altoona Curve Radio Network. The Blair County Airport Curve Radio Network, flown by Contour Airlines will be heard throughout the season on the flagship radio station of the Curve, Talk Radio 98.5 FM and 1240 AM WRTA.

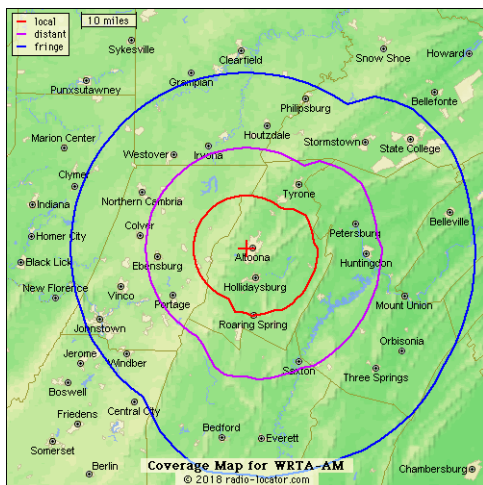
Continuing a successful partnership, the Curve will be heard all season long on the Flagship home of the Curve Radio Network on Talk Radio 98.5 FM and 1240 AM WRTA. The multi-year agreement runs through the 2026 season. The Curve and Lightner Communications continue their relationship this year with all 138 regular-season games airing on Talk Radio 98.5 FM and 1240 AM WRTA in the Altoona area. Lightner Communications will stream all games live on WRTA.com. 1230 AM WCRO in Johnstown has joined as a network affiliate for select games throughout the season.

The Curve and Lightner Communications will also continue their cross-promotional and marketing relationships from past seasons in 2025. Popular on-air personalities from the Lightner Communications family of stations (Q94, Mix 94.7, Talk Radio WRTA, JACK-FM, 96.1 Hank FM, The Train WTRN) will be on hand throughout the season at Peoples Natural Gas Field for remote broadcasts and to take part in contests and in-game events.

All 138 games will be available to out-of-market listeners via AltoonaCurve.com and on mobile devices (iPhone/Android) with the MiLB First Pitch app. Curve fans can also watch all games free on the Bally Sports Live app or with a paid annual subscription to MLB.TV. Visit MLB.TV for more information on annual subscriptions. Pregame coverage of each game begins 15 minutes prior to first pitch with a postgame show following the final out.



Coverage map for 1230 AM WCRO
Map courtesy of radio-locator.com



Coverage map for 1240 AM WRTA
Map courtesy of radio-locator.com

JON MOZES • SIXTH SEASON

@spelledwithaz



Jon Mozes is in his 14th season calling professional baseball and sixth with the Curve after spending six seasons as a member of the broadcast team for the Trenton Thunder (Double-A, NYY).

Mozes served as the lead voice for the 2018 Eastern League All-Star Classic and was on the call when the Thunder secured their fourth Eastern League Championship in franchise history in 2019. In addition to his role in the broadcast booth, he took a leadership role in the development of the Thunder's marketing and promotional plans, overseeing all team communications and was a member of the team's corporate sales department.

Prior to joining the Thunder, Mozes was a radio voice for professional baseball teams in Abilene, TX and Gary, IN after graduating from the University of New Haven in 2012 with a degree in Sport Management and a minor in Communications.

Off the diamond, Mozes is the voice of Princeton University Women's Basketball and was on the call as the Tigers secured NCAA Tournament victories in 2022 and 2023. He is also a radio and ESPN+ broadcast talent for Temple University, the University of Delaware and Rider University.

Mozes was raised and currently resides in Philadelphia, PA.

PRESTON SHOEMAKER • SIXTH SEASON

@Prestonshoe21



Preston Shoemaker returns to the broadcast booth for a sixth season, serving as the team's Assistant, Director of Communications and Broadcasting. The Hollidaysburg native joined the broadcast booth in 2021 and grew up attending Curve games as a season ticket holder. Shoemaker is the only Blair County native to broadcast games for the Curve and maintains the team's website, contributes to team marketing efforts in addition to his role in the broadcast booth.

Shoemaker, who is a 2022 graduate of Penn State University, served as the Sports Director for Penn State's student radio station CommRadio for four years. He has called games for Saint Francis University, Big Ten Network+, Penn State Athletics, and more, working on a wide variety of different sports. He also serves as a rotating public address announcer at Penn State and freelanced as a writer for the Associated Press at the Little League World Series and Super Bowl LVI while in college.



ALL-TIME CURVE RADIO BROADCAST TEAMS

1999	Rob Egan & Jason Dambach	2013	Mike Passanisi & Nate Bowen
2000	Rob Egan & Jason Dambach	2014	Mike Passanisi & Mike Baggerman
2001	Rob Egan & Jason Dambach	2015	Mike Passanisi, Trey Wilson & Nate Bowen
2002	Rob Egan & Jason Dambach	2016	Trey Wilson, Nate Bowen & Fletcher Keel
2003	Rob Egan & Jason Dambach	2017	Trey Wilson, Nate Bowen & Max Gun
2004	Rob Egan & Jason Dambach	2018	Trey Wilson, Nate Bowen & Garrett Mansfield
2005	Paul Steigerwald & Jason Dambach	2019	Garrett Mansfield & Michael Marcantonini
2006	Jason Dambach, Joe Moore & Paul Steigerwald	2020	Garrett Mansfield & Justin Gallanty
2007	Jason Dambach, Jon Laaser & Paul Steigerwald	2021	Jon Mozes & Preston Shoemaker
2008	Jason Dambach & Dan Zangrilli	2022	Jon Mozes & Preston Shoemaker
2009	Ron Potesta & Dan Zangrilli	2023	Jon Mozes & Preston Shoemaker
2010	Dan Zangrilli & Mike Passanisi	2024	Jon Mozes & Preston Shoemaker
2011	Mike Passanisi & Josh Ellis	2025	Jon Mozes & Preston Shoemaker
2012	Mike Passanisi & Tyler Maun	2026	Jon Mozes & Preston Shoemaker

NATIONAL TELEVISION

The nation's eyes turned to Blair County Ballpark on April 11, 2010 when Washington Nationals prospect Stephen Strasburg made his professional debut in front of a record crowd at Blair County Ballpark. The game, which was broadcast on ESPN360.com and had live look-ins taken by ESPNEWS, brought a crowd of 7,887 to BCB on Sunday afternoon. It was the largest single-game crowd to take in a Curve game in the month of April in franchise history. The Curve were again featured on national television on September 14, 2010 for Game 1 of the Eastern League Championship Series, when Yankees pitcher Andy Pettitte made a rehab start for the Trenton Thunder at BCP and MLB Network carried live look-ins of the game. Curve second baseman Chase d'Arnaud homered off Pettitte to lead off the bottom of the first, but the Thunder went on to win the game in 10 innings. On June 21, 2015, a game between the Curve and Harrisburg Senators was broadcast live to American Sports Network affiliates around the U.S. as part of their Minor League Baseball Sunday Showcase series. The game was called by Brett Dolan and former big leaguer Brian McRae and featured live interviews in the broadcast booth with Curve owner Bob Lozinak and General Manager Rob Egan. The Curve went on to defeat the Senators, 7-3.

2026 ALTOONA CURVE SCHEDULE

AWAY HOME FIREWORKS CONTINENTALS

APRIL

SUN	MON	TUE	WED	THU	FRI	SAT
			1	2	3	4
				6:00PM	6:00PM	1:00PM
5	6	7	8	9	10	11
		7:05PM	7:05PM	7:05PM	7:05PM	7:05PM
12	13	14	15	16	17	18
2:05PM		6:00PM	6:00PM	6:00PM	6:00PM	6:00PM
19	20	21	22	23	24	25
1:00PM		6:30PM	12:00PM	6:30PM	7:00PM	6:00PM
26	27	28	29	30		
1:00PM		6:00PM	6:00PM	11:00AM		

MAY

SUN	MON	TUE	WED	THU	FRI	SAT
					1	2
					6:00PM	4:00PM
3	4	5	6	7	8	9
1:00PM		6:05PM	11:00AM	6:35PM	7:05PM	6:35PM
10	11	12	13	14	15	16
1:05PM		6:00PM	11:00AM	6:00PM	6:30PM	6:00PM
17	18	19	20	21	22	23
6:00PM		6:00PM	11:00AM	6:00PM	6:00PM	6:00PM
24	25	26	27	28	29	30
1:00PM		7:10PM	7:10PM	7:10PM	7:10PM	6:10PM
31						
1:10PM						

JUNE

SUN	MON	TUE	WED	THU	FRI	SAT
	1	2	3	4	5	6
		6:03PM	6:03PM	11:00AM	6:03PM	6:03PM
7	8	9	10	11	12	13
1:05PM		6:30PM	6:00PM	6:00PM	6:00PM	6:00PM
14	15	16	17	18	19	20
6:00PM		6:35PM	6:35PM	7:17PM	7:05PM	
21	22	23	24	25	26	27
1:05PM		6:00PM	6:00PM	6:30PM	6:00PM	6:30PM
28	29	30				
1:00PM		6:00PM				

JULY

SUN	MON	TUE	WED	THU	FRI	SAT
		1	2	3	4	
		12:05PM	6:00PM	6:20PM	6:20PM	
5	6	7	8	9	10	11
1:00PM		6:30PM	6:00PM	6:00PM	6:00PM	6:30PM
12	13	14	15	16	17	18
1:00PM					7:00PM	7:00PM
19	20	21	22	23	24	25
5:15PM		6:30PM	6:35PM	7:17PM	7:05PM	
26	27	28	29	30	31	
1:05PM		6:30PM	17:05PM	6:00PM	6:00PM	

AUGUST

SUN	MON	TUE	WED	THU	FRI	SAT
						1
						6:30PM
2	3	4	5	6	7	8
6:00PM		6:05PM	12:35PM	6:05PM	6:05PM	6:05PM
9	10	11	12	13	14	15
1:35PM		6:00PM	6:00PM	6:00PM	6:00PM	6:00PM
16	17	18	19	20	21	22
6:00PM		6:07PM	6:07PM	6:07PM	7:00PM	6:07PM
23	24	25	26	27	28	29
1:00PM		6:00PM	6:00PM	6:00PM	6:00PM	6:00PM
30	31					
6:00PM						

SEPTEMBER

SUN	MON	TUE	WED	THU	FRI	SAT
		1	2	3	4	5
		6:30PM	6:30PM	6:30PM	7:00PM	6:00PM
6	7	8	9	10	11	12
1:00PM		6:00PM	6:00PM	6:00PM	6:00PM	6:00PM
13	14	15	16	17	18	19
1:00PM						
20	21	22	23	24	25	26
27	28	29	30	31		

877.99.CURVE
ALTOONACURVE.COM

EASTERN LEAGUE OPPONENTS			
ARKANSAS BLUE SOX	BIRMINGHAM BARONS	COLUMBUS CREWS	DAYTON DRAGONS
CHARLOTTE KNIGHTS	CINCINNATI REDS	FLORIDA FIRE FROGS	HICKORY CRAWDADS
CLEVELAND INDIANS	HARTFORD YARD GOATS	IOWA CUBS	LEHIGH VALLEY IRONPIGS



TO VIEW THE FULL 2026 PROMOTIONAL SCHEDULE
VISIT WWW.MILB.COM/ALTOONA/TICKETS/PROMOTIONS



- Thursday, April 16 at 6:00 p.m. vs. Portland Sea Dogs (Boston Red Sox) - SNP
- Wednesday, April 29 at 6:00 p.m. vs. Richmond Flying Squirrels (San Francisco Giants) - SNP+
- Friday, May 1 at 6:00 p.m. vs. Richmond Flying Squirrels (San Francisco Giants) - SNP
- Thursday, May 14 at 6:00 p.m. vs. Harrisburg Senators (Washington Nationals) - SNP
- Friday, May 15 at 6:00 p.m. vs. Harrisburg Senators (Washington Nationals) - SNP+
- Tuesday, May 19 at 6:00 p.m. vs. Erie SeaWolves (Detroit Tigers) - SNP+
- Thursday, May 21 at 6:00 p.m. vs. Erie SeaWolves (Detroit Tigers) - SNP
- Friday, May 29 at 7:00 p.m. at Hartford Yard Goats (Colorado Rockies) - SNP+
- Friday, June 12 at 6:00 p.m. vs. Chesapeake Baysox (Baltimore Orioles) - SNP+
- Sunday, June 14 at 6:00 p.m. vs. Chesapeake Baysox (Baltimore Orioles) - SNP
- Wednesday, June 24 at 6:00 p.m. vs. Reading Fightin Phils (Philadelphia Phillies) - SNP+
- Thursday, June 25 at 6:30 p.m. vs. Reading Fightin Phils (Philadelphia Phillies) - SNP
- Saturday, July 11 at 6:30 p.m. vs. Richmond Flying Squirrels (San Francisco Giants) - SNP+
- Sunday, July 12 at 1:00 p.m. vs. Richmond Flying Squirrels (San Francisco Giants) - SNP
- Tuesday, July 28 at 6:30 p.m. vs. Chesapeake Baysox (Baltimore Orioles) - SNP+
- Sunday, August 2 at 6:00 p.m. vs. Chesapeake Baysox (Baltimore Orioles) - SNP
- Thursday, August 13 at 6:00 p.m. vs. Akron RubberDucks (Cleveland Guardians) - SNP
- Sunday, August 16 at 6:00 p.m. vs. Akron RubberDucks (Cleveland Guardians) - SNP
- Thursday, August 27 at 6:00 p.m. vs. Erie SeaWolves (Detroit Tigers) - SNP
- Sunday, August 30 at 6:00 p.m. vs. Erie SeaWolves (Detroit Tigers) - SNP
- Friday, September 11 at 6:00 p.m. vs. Akron RubberDucks (Cleveland Guardians) - SNP
(subject to change)

GENERAL INFORMATION

Fans can watch games with their TV provider on SportsNet Pittsburgh and SportsNet Pittsburgh+.

Local fans can also access games via SportsNet Pittsburgh's streaming service, SNP 360, by logging in with their TV provider or subscribing directly at www.GetSNP360.com.

LISTEN & WATCH THE CURVE

Fly Altoona
BLAIR COUNTY AIRPORT

**CURVE RADIO
NETWORK**

FLOWN BY
 **CONTOUR**

WRTA
NEWS - TALK
98.5 - 1240

Bally **SPORTS
LIVE**

MLB.TV 



f AltoonaCurveBaseball X @AltoonaCurve 📷 @altoonacurve

877.99.CURVE
ALTOONACURVE.COM