


Springfield Cardinals

MEDIA GUIDE



2018 MEDIA GUIDE

TABLE OF CONTENTS



Cardinals Contact Information	1
Front Office Staff	2-3
Broadcast Information	4
Media Relations Policies	5
Pre-Game Schedule	6

SECTION A

2018 SPRINGFIELD CARDINALS PREVIEW

2018 Springfield Cardinals Field Staff . . .	A1-A2
2018 Springfield Cardinals Player Bios . . .	A3-A24

SECTION B

2017 REVIEW

Final Standings	B1
Game-by-Game	B2-B3
Springfield Cardinals Award Winners	B5
Final Batting Statistics	B6
Final Pitching Statistics & Leaders	B7
Cardinals Batting Totals & Breakdowns	B8-B11
Cardinals Pitching Totals & Breakdowns	B12-B15
Batting/Pitching By Month (Apr-Sept)	B16-B21
Records vs. Opponents	B22
Record When	B22
Final Attendance	B22
Highs and Lows	B23
Transactions	B24
Texas League Team Statistics	B25
Texas League Batting Leaders	B26
Texas League Pitching Leaders	B27
Texas League Fielding Leaders	B28

SECTION C

RECORDS & HISTORY

Springfield Cardinals Firsts	C1
All-Time Opening Day Lineups & Results	C2
All-Time Batting Leaders	C3
All-Time Pitching Leaders	C4
Last Time It Happened	C5
Single-Season Records	C6
Individual Single Game Records	C7
Team Single Game Records	C8
All-Time Playoff Results and Statistics	C9
All-Time Playoff Statistics (continued)	C10
All-Time Roster and Jersey Numbers	C11-C13

The content is based on information available through March 20, 2018. For further information and updates, contact the Springfield Cardinals Public Relations Department at (417) 832-3041. Special thanks to Gary LaRocque, John Vuch, Taka Yanagimoto, Brian Bartow, Melody Yount, Chris Tunno, T.J. Patton, Kent Shelton, Faith Lorhan and Mark Harrell.

Visit the Springfield Cardinals website at SpringfieldCardinals.com.

SECTION D

STL CARDINALS MINOR LEAGUES

Minor League Affiliates	D1
Memphis Redbirds (Triple-A affiliate)	D2-D3
Palm Beach Cardinals (Class-A affiliate)	D4-D5
Peoria Chiefs (Class-A affiliate)	D6-D7
State College Spikes (Class-A affiliate)	D8-D9
Johnson City Cardinals (Rookie affiliate) . . .	D10-D11

SECTION E

TEXAS LEAGUE OPPONENTS

Texas League Media Contacts	E-1
Arkansas Travelers	E2-E5
Corpus Christi Hooks	E6-E9
Frisco RoughRiders	E10-E13
Midland RockHounds	E14-E17
Northwest Arkansas Naturals	E18-E21
San Antonio Missions	E22-E25
Tulsa Drillers	E26-E29

SECTION F

MISCELLANEOUS

2018 Schedule	F1
Hammons Field	F2
Seating Charts and Prices	F3
Attendance Figures	F4
Logos	F5
Notes	F6-F9

FRONT OFFICE

Contact Info & Miscellaneous

Address:

Hammons Field
955 East Trafficway
Springfield, MO 65802

Main Phone: (417) 863-0395

Tickets: (417) 863-2143

Fax: (417) 832-3004

Website: SpringfieldCardinals.com

Email: springfield@cardinals.com

Staff Member

Staff Member	Title	Email Address
Dan Reiter	V.P. / General Manager	dreiter@cardinals.com
Scott Smulczenski	V.P. of Baseball & Business Ops.	ssmulczenski@cardinals.com
Brad Beattie	Director of Market Development	bbeattie@cardinals.com
Aaron Lowrey	Director of Stadium Operations	alowrey@cardinals.com
Angela Deke	Director of Ticket Operations	adeke@cardinals.com
Zack Pemberton	Manager of Premium Sales & Marketing	zpemberton@cardinals.com
Eric Tomb	Manager of Ticket Sales	etomb@cardinals.com
Kent Shelton	Manager of Promos and Productions	kshelton@cardinals.com
Andrew Buchbinder	Manager of P.R. / Broadcaster	abuchbinder@cardinals.com
Faith Lorhan	Manager of Fan Interaction	florhan@cardinals.com
Matt Turer	Public Relations Coordinator	mturer@cardinals.com
T.J. Patton	Graphic Designer	tpatton@cardinals.com
Brandon Alsup	Premium Fan Services Coordinator	balsup@cardinals.com
Teresa Calhoun	Premium Sales & Services Coordinator	tcalhoun@cardinals.com
Garrison Pendergrass	Community Marketing Coordinator	gpendergrass@cardinals.com
Jake Burch	Community Marketing Coordinator	jburch@cardinals.com
Regina Norris	Community Marketing Coordinator	rnorris@cardinals.com
Kaleb Follis	Community Marketing Coordinator	jfollis@cardinals.com
Todd Wright	Community Marketing Coordinator	twright@cardinals.com
Mairead Cleary	Inside Sales Associate	sgfsales@cardinals.com
Liz Blase	Box Office Supervisor/Office Coord.	lblase@cardinals.com
Ross Fuller	Coordinator of Fan Services	rfuller@cardinals.com
Brock Phipps	Head Groundskeeper	bphipps@cardinals.com
Derek Edwards	Assistant Groundskeeper	dedwards@cardinals.com
Brady Hall	Clubhouse Manager	bhall@cardinals.com
Lori Brinker	General Manager of SportService	lbrinker@delawarenorth.com

Field Staff:

Johnny Rodriguez	Manager
Darwin Marrero	Pitching Coach
Jobel Jimenez	Hitting Coach
Elijah Tupuola	Coach
Brent Neuharth	Athletic Trainer
Frank Witkowski	Strength Coach
Victor Wilson	Medical Director
Victor Wilson	Team Physician
Rick Seagraves	Orthopedic Surgeon

Visiting Club Hotel:

University Plaza
333 John Q. Hammons Parkway
Springfield, MO 65806
(417) 864-7333

Stadium Name (year opened):

Hammons Field (2004)

Directions to Stadium:

From I-44 or US-60, exit Hwy 65 to Chestnut Expressway Exit.
Go West on Chestnut Expressway and proceed to National.
Turn left (South) on National. Turn right (West) on Trafficway. Hammons Field is on the right.




FRONT OFFICE

Staff

DAN REITER

Vice President/General Manager



A lifelong St. Louis Cardinals fan, Dan got his start with Cardinals Baseball by winning the Fox Sports TV contest, "Payin' Your Dues" in May of 2004. Since joining the Springfield Cardinals prior to the inaugural season in 2005, Dan has gone from the last Account Executive hired all the way to Vice President/General Manager, with various sales and marketing positions along the way. As the second General Manager in Team History, Dan is equally excited to lead the greatest staff in all of Minor League Baseball and also be a presence in the community interacting with fans. Dan has always and will continue to put a focus on being active in the community, both through new community relations programs with the Cardinals and serving on a variety of Board positions in the community. Now, Dan can be seen using his artful gift of gab to volunteer as an emcee/auctioneer for various charity events in town. A graduate of Springfield Catholic High School, Dan attended the University of Missouri-Columbia, where he graduated Magna Cum Laude with a Bachelor of Science in Business Administration and a Minor in Psychology. While at Mizzou, Dan was a co-founder of the designated driver program STRIPES, and also served as the first Vice-President of Lambda Chi Alpha while the fraternity was re-chartered his senior year. Dan was married in September of 2011 to the lovely Heather Anderson. After a series of adventures together the two have embarked on the crazy journey of parenthood, welcoming Andy (or DR3 as Dan calls him) to the world in July of 2015. Life, as well as the carpets, have never been the same. Andy seems to be following in Dad's footsteps chattering to anyone he can and loving life at Hammons Field. Fans are always welcome to contact Dan with comments, ideas or concerns.

SCOTT SMULCZENSKI

Vice President of Baseball and Business Operations



Scott enters his 14th year with Springfield after working as the Director of Minor League Operations for the St. Louis Cardinals. Now entering his 37th season in the St. Louis Cardinals organization, Scott is responsible for all revenue that comes in and out of the organization, including accounts payable, accounts receivable and cash receipts. He also oversees box office operations, customer relations, and internal office services. Scott and his wife, Kelly, have two daughters (Danielle and Hanna) and a Polish Retriever (Bailey).



FRONT OFFICE

Full-Time Staff



BRANDON ALSUP
Premium Fan Services
Coordinator



BRAD BEATTIE
Director of
Market Development



LIZ BLASE
Box Office Supervisor /
Office Services Coord.



JAKE BURCH
Community Marketing
Coordinator



TERESA CALHOUN
Premium Sales & Services
Coordinator



ANGELA DEKE
Director of Ticket Operations



DEREK EDWARDS
Assistant Groundskeeper



KALEB FOLLIS
Community Marketing
Coordinator



ROSS FULLER
Coordinator of Fan Services



FAITH LORHAN
Manager of Fan Interaction



AARON LOWREY
Director of Stadium
Operations



REGINA NORRIS
Community Marketing
Coordinator




T.J. PATTON
Graphic Designer



ZACK PEMBERTON
Mgr. of Premium Sales & Marketing



GARRISON PENDERGRASS
Community Marketing Coord.



BROCK PHIPPS
Head Groundskeeper



KENT SHELTON
Manager of Production &
Promotions



ERIC TOMB
Manager of Ticket Sales



MATT TURER
Public Relations Coordinator



TODD WRIGHT
Community Marketing
Coordinator

FRONT OFFICE

Staff, Broadcast Information



ANDREW BUCHBINDER
Manager of Public Relations &
Broadcaster

The 2018 season is Andrew's
12th in Minor League Baseball
and sixth with the Cardinals.

Having called more than 1,300
games, Andrew previously spent four years as the
Director of Broadcasting & Media Relations for the
Hickory Crawdads in the South Atlantic League. He
also held similar roles with the Bakersfield Condors
(formerly ECHL) from 2007-09 and the Bakersfield
Blaze (California League) in 2008.

The Larchmont, NY native received his Bachelor of
Arts degree in History from Trinity College in
Hartford, CT. When not at the ballpark, Andrew
enjoys reading, hiking and finding any body of
water. He and his wife, Megan, reside in
Springfield.



NATE LUCAS
Broadcaster

The 2018 season is Nate's
fourth in Minor League
Baseball and third with the
Cardinals.

Outside of baseball, Nate currently
broadcasts for Southwest Baptist University in Bolivar, MO.
Previous stops include stints with KMOX (the St.
Louis Cardinals flagship station), the Frisco
RoughRiders (Double-A, Texas Rangers) and
Sydney, Australia calling games for the Australian
Baseball League.

The St. Louis, MO native received his Bachelor of
Arts degree in Journalism from Webster University
in St. Louis. An avid golfer, Nate enjoys spending
his time off on the links with friends and family.



CARDINALS RADIO BROADCAST INFORMATION

For a 13th consecutive year, the Springfield Cardinals are proud to be heard on JOCK 98.7 FM (KWTO). All 140 regular season games will be broadcast live by Andrew Buchbinder, who will be joined by Nate Lucas during home broadcasts. All broadcasts can also be heard live on SpringfieldCardinals.com, Jock987.com and the TuneIn Radio and iHeart Radio Mobile Apps. Select weekday morning/afternoon games will be heard on KBFL 1060AM.

All radio broadcasts will begin 15 minutes prior to the first pitch with the Coyote's Sports Cafe Pregame Show. The Cardinals Postgame Show will follow all radio broadcasts.

Fans can also tune in to The Ozarks CW and KY3 in 2018, as 12 home games will once again be televised with Ned Reynolds and Scott Bailes on the call.

2018 TV SCHEDULE

DATE	DAY	AIR TIME	OPP
April 12	Thurs.	7:10 PM	MID
April 29	Sun.	2:10 PM	ARK
May 5	Sat.	6:10 PM	TUL
May 20	Sun.	4:10 PM	NWA
June 2	Sat.	6:10 PM	SA
June 9	Sat.	6:10 PM	TUL
June 24	Sun.	6:10 PM	ARK
July 8	Sun.	6:10 PM	MID*
July 15	Sun.	6:10 PM	NWA
July 29	Sun.	6:10 PM	NWA*
Aug. 18	Sat.	6:10 PM	CC
Sept. 1	Sat.	6:10 PM	TUL

TV games on KY3* or The Ozarks CW



MEDIA RELATIONS

Policies & Procedures



PRESS CREDENTIALS are available to accredited members of the news media. Credential requests should be emailed (preferred), mailed or faxed on company letterhead to the following addresses:

via email: Matt Turer
mturer@cardinals.com

via mail/fax: Media Relations
955 East Trafficway
Springfield, MO 65802
Phone: (417) 863-0395
Fax: (417) 863-0388

All requests must be received at least 24 hours in advance of the requested date. Credentials **must be worn in a visible manner at all times**. Credentials are not transferable. All credentials will be available at the Will Call Window located at the lower ticket window on the southeast side (right field) of Hammons Field. Photo identification is required. NO AUTOGRAPHS.

PRESS BOX is located behind home plate on the Suite Level of Hammons Field. All workstations have electrical outlets and are equipped with outside phone access. Only accredited working media will be allowed in the press box. NO CHILDREN.

ACCESS TO CARDINALS CLUBHOUSE will be available to media with proper credentials issued by the Springfield Cardinals. No other credentials will be honored. The clubhouse will be closed to media 60 minutes prior to all games. The Springfield Cardinals reserve the right to add additional restrictions at any time. The players lounge, training room and weight room are closed to media at all times.

MEDIA NOTES and statistics are available in the press box approximately two hours prior to game time, and are also available as a .pdf file online at SpringfieldCardinals.com. Anyone needing information earlier should contact the Media Relations Department. Box scores will be available after each game as soon as they become available from MiLB.

MEDIA GUIDES are available in the press box or upon request from Springfield Cardinals Media Relations representatives.

WIRELESS INTERNET ACCESS is available at Hammons Field. A member of the Media Relations staff can assist in establishing a connection through a password.

INTERVIEWS should be arranged prior to and following Cardinals games. The field staff and the players are usually available on the field or in the clubhouse during batting practice as long as the interview does not interrupt their pre-game routine. Pre-game interviews must be completed earlier than 60 minutes prior to the game.

DIGITAL PHOTOS of players are available upon request from Springfield Cardinals Media Relations representatives.

TRANSACTIONS updates are available on the Springfield Cardinals website at SpringfieldCardinals.com. To access the transactions link, move the cursor over the tab that says Roster near the top of the homepage and the Transactions option will become available.

CARDINALS NEWSLETTER updates are provided for anyone on the Newsletter email list and includes breaking information such as roster moves and injury updates. To sign up for the Springfield Cardinals Newsletter, move the cursor over the tab that says Contact Us near the top of the homepage and click the Cardinals Newsletter image. Then follow directions to join the list.

2018 PRE-GAME

Batting/Infield Practice Schedule



7:10 PM GAME TIME

4:25-4:35.....Cardinals Infield
4:35-5:20.....Cardinals Batting Practice
5:20-6:05.....Visitors Batting Practice
6:05-6:15.....Screens Removed
6:15-6:25.....Visitors Infield
6:25-6:55.....Field Preparation
6:45-7:02.....Pre-game Activities

6:30 PM GAME TIME

3:45-3:55.....Cardinals Infield
3:55-4:40.....Cardinals Batting Practice
4:40-5:25.....Visitors Batting Practice
5:25-5:35.....Screens Removed
5:35-5:45.....Visitors Infield
5:45-6:15.....Field Preparation
6:15-6:22.....Pre-game Activities

6:10 PM GAME TIME

3:25-3:35.....Cardinals Infield
3:35-4:20.....Cardinals Batting Practice
4:20-5:05.....Visitors Batting Practice
5:05-5:15.....Screens Removed
5:15-5:25.....Visitors Infield
5:25-5:55.....Field Preparation
5:55-6:02.....Pre-game Activities

5:10 PM GAME TIME

2:25-2:35.....Cardinals Infield
2:35-3:20.....Cardinals Batting Practice
3:20-4:05.....Visitors Batting Practice
4:05-4:15.....Screens Removed
4:15-4:25.....Visitors Infield
4:25-4:55.....Field Preparation
4:55-5:02.....Pre-game Activities

4:10 PM GAME TIME

1:25-1:35.....Cardinals Infield
1:35-2:20.....Cardinals Batting Practice
2:20-3:05.....Visitors Batting Practice
3:05-3:15.....Screens Removed
3:15-3:25.....Visitors Infield
3:25-3:55.....Field Preparation
3:55-4:02.....Pre-game Activities

2:10 PM GAME TIME


11:25-11:35.....Cardinals Infield
11:35-12:20.....Cardinals Batting Practice
12:20-1:05.....Visitors Batting Practice
1:05-1:15.....Screens Removed
1:15-1:25.....Visitors Infield
1:25-1:45.....Field Preparation
1:45-2:02.....Pre-game Activities

11:10 AM GAME TIME

8:25-8:35.....Cardinals Infield
8:35-8:20.....Cardinals Batting Practice
9:20-10:05.....Visitors Batting Practice
10:05-10:15.....Screens Removed
10:15-10:25.....Visitors Infield
10:25-10:55.....Field Preparation
10:55-11:02.....Pre-Game Activities

*During inclement weather, all pre-game activities will be held in the training facility

**Gates open one hour prior to game times




Austin Gomber only got stronger as 2017 rolled along. The 6-foot-5 lefty allowed just seven earned runs over his final eight starts for Springfield (51.2 IP), an effort that earned him the MiLB.com Texas League Player of the Month for August and an MiLB.com Organization All-Star selection. In addition, his 140 strikeouts (143.0 IP) set a single-season Springfield record.

2018 Springfield Cardinals

2018 Field Staff & Players

Biographies & Records



JOHNNY RODRIGUEZ
Manager

Rodriguez, who was named Springfield's fifth all-time Field Manager on November 30, 2016, enters his ninth season in the Cardinals organization after leading Springfield to a team record 77 wins in 2017. Rodriguez made his Springfield debut after managerial stints with State College (Short-A) in 2015, Johnson City (Rookie) in 2014, Palm Beach (High-A) in 2012-13, and Quad Cities (Low-A) in 2010-11.

Rodriguez has led his teams to three league championships through eight seasons as a manager within the Cardinals system - the 2016 State College Spikes, the 2014 Johnson City Cardinals and the 2011 Quad Cities River Bandits. With a 528-451 career managerial record and .539 career winning percentage, Rodriguez has twice led his clubs to a .600 or better winning percentage including a career-best .658 percentage with the State College Spikes in 2016.

Rodriguez's career in professional baseball spans more than 30 years, starting out in the New York Yankees organization for 17 years before moving to the Montreal Expos as a hitting coach in 2000-01. Rodriguez then joined the Florida Marlins system from 2002-08, serving as both a manager and a hitting coach.

His son, Sean, is a middle infielder for the Pittsburgh Pirates and has been in the Major Leagues since making his debut in 2008 with the Los Angeles Angels. Rodriguez makes his home in Pinellas Pines, Florida.

RODRIGUEZ'S MANAGERIAL RECORD

YEAR	TEAM	LEAGUE	CLASS	WON	LOST	PCT
2002	Jamestown	NYP	Short-A	32	42	.432
2010	Quad Cities	MID	Low-A	83	55	.601
2011	Quad Cities*	MID	Low-A	80	56	.588
2012	Palm Beach	FSL	High-A	64	72	.471
2013	Palm Beach	FSL	High-A	64	71	.474
2014	Johnson City*	APP	Rookie	37	31	.544
2015	State College	NYP	Short-A	41	35	.539
2016	State College*	NYP	Short-A	50	26	.658
2017	Springfield	TEX	Double-A	77	63	.550
Totals				528	451	.539


* - Won league championship

**DARWIN MARRERO**

Pitching Coach

Marrero is beginning his sixth season in the Cardinals organization and first with Springfield. Marrero's career with St. Louis began as Pitching Coach for the Gulf Coast League Cardinals (Rookie) from 2013-2014 with his most recent stint (2015-2017) coming in the same role with the State College Spikes (Class-A), where he spent two seasons coaching with Springfield Manager Johnny Rodriguez. Marrero's pitching staffs have led their leagues in shutouts and ranked first or second in fewest runs allowed in two of the past four seasons.

Prior to joining the Cardinals system, Marrero was Pitching Coach for the Sioux City Explorers in the American Association (2008). The Explorers compiled a league-best ERA, boasted the Pitcher of the Year and their closer established a new league saves record. In 2005, he was Pitching Coach for the Capitales de Quebec in the Can-Am League while also throwing 38 innings as a player. Marrero's playing career spanned seven seasons from 1998-2004 with the Montreal Expos organization, attaining his highest level at Double-A with the Harrisburg Senators in 2002 and 2004.

**JOBEL JIMENEZ**

Hitting Coach

Jimenez will begin his second season as Springfield's Hitting Coach and his 12th campaign within the Cardinals system. Springfield finished third in the Texas League with a .264 team batting average in 2017 and led the league with 120 stolen bases. Previously, he spent the 2014-2016 seasons as the hitting coach in Peoria (Low-A). Under Jimenez's guidance, the Peoria Chiefs twice reached the Midwest League Playoffs, tied for the league lead with a .266 team batting average in 2016 and tied for 2nd with 157 stolen bases in 2015.

Jimenez began his career with St. Louis as the hitting coach for the Venezuela Summer League Cardinals (Rookie) from 2007-09, and served in the same capacity for the Gulf Coast League Cardinals (Rookie) in 2013. Prior to joining the Cardinals, Jimenez worked from 2001-06 for the Boston Red Sox as a scout, outfield instructor and hitting coach in Venezuela and the Dominican Republic. A Minor League outfielder in the Los Angeles Dodgers system for two seasons (1993-94), Jimenez moved to the scouting and coaching ranks as an outfield instructor for the Dodgers from 1994-98, before coaching in the Marlins system from 1999-2000.

**BRENT NEUHARTH**

Athletic Trainer

Neuharth enters his first season as the Springfield Athletic Trainer and his fifth campaign within the Cardinals system. He spent each of the last two years as the athletic trainer for Palm Beach (High-A) in 2016-17, was with Peoria (Low-A) in 2015 and Johnson City (Rookie) in 2014. He was also Athletic Trainer for the Surprise Saguaros of the Arizona Fall League in 2015.

**Estarlin ARIAS • RHP**

Height - 6'1 Bats - R Born - 5/22/94 at Nigua, DR


Weight - 175 Throws - R Resides - Nigua, DR

HOW OBTAINED - Signed by the Cardinals as a Minor League free agent on Feb. 1, 2012

YR	CLUB	LG	W-L	ERA	G	GS	CG	SHO	SV	IP	H	R	ER	HR	HB	BB	SO	WP	BK	
13	DSL Cardinals	DSL	1-0	1.38	3	3	0	0	0	13.0	7	2	2	0	1	2	11	1	0	
15	GCL Cardinals	GCL	4-4	5.35	16	1	0	0	0	35.1	48	35	21	1	2	11	24	6	0	
	DSL Cardinals	DSL	1-1	1.98	4	2	0	0	0	13.2	14	3	3	0	2	3	13	3	0	
16	Johnson City	APP	4-0	2.15	19	0	0	0	6	29.1	22	7	7	1	3	9	27	3	1	
17	Peoria	MID	1-1	1.42	10	0	0	0	1	12.2	5	2	2	1	2	5	12	1	0	
17	Palm Beach	FSL	1-1	2.48	28	0	0	0	6	32.2	33	11	9	1	2	9	41	3	1	
Minor League Totals				12-7	2.90	80	6	0	0	17	136.2	129	60	44	4	12	39	128	16	2

Notes:

- Closer for the 2016 Appalachian League champion Johnson City Cardinals (Rookie). Converted both postseason save opportunities
- Assigned to High-A Palm Beach for first time on 5/15/17, pitching 1.2 scoreless innings with three strikeouts in his 5/16 debut
- Finished 2017 with the second-lowest ERA on Palm Beach among pitchers with at least 20 appearances (1st-Ian McKinney)

**Randy AROZARENA • OF**

Height - 6'1 Bats - R Born - 2/28/95 at Pinar del Rio, Cuba

Weight - 195 Throws - R Resides - Pinar del Rio, Cuba

HOW OBTAINED - Signed by the Cardinals as a non-drafted free agent on July 26, 2016

YR	CLUB	LG	AVG	G	AB	R	H	2B	3B	HR	RBI	SH	SF	HP	BB	SO	SB	CS	E
13	Pinar del Rio	CNS	.077	19	13	6	1	0	0	0	0	1	0	0	6	3	0	1	0
14	Pinar del Rio	CNS	.291	74	227	49	66	12	4	3	24	6	3	13	36	37	15	6	2
16	Tijuana	MEX	.100	5	20	3	2	1	0	0	0	0	0	0	2	3	0	0	0
17	Palm Beach	FSL	.275	70	265	38	73	22	3	8	40	1	4	12	13	53	10	4	3
17	Springfield	TEX	.252	51	163	34	41	10	1	3	9	1	1	3	27	34	8	3	0
Minor League Totals			.259	126	448	75	116	33	4	11	49	2	5	15	40	87	18	7	3

Notes:

- Debuted with Springfield on 7/1/17 against Midland, singling once in five at-bats
- Recorded first career four-hit game in the Minors with a 4-for-6 effort against Northwest Arkansas on 8/5/17
- Ranked by MLB.com as the Cardinals #11 prospect entering the 2018 season
- Named a 2017 Florida State League Mid-Season All-Star and the Florida State League Player of the Week for the week of 6/5-6/11/17 (.311 AVG., 3 HR, 7 RBIs)
- Prior to relocating to Mexico from Cuba, was ranked by *Baseball America* in 2015 as the #9 prospect on the publication's Top 20 Players in Cuba list
- Prior to signing with St. Louis in July, 2016, was leading the Mexican Northern League with a .377 average and 42 stolen bases

Landon BECK • RHP

Height - 6'3 Bats - R Born - 12/9/92 at Hartwell, GA
Weight - 215 Throws - R Resides - Anderson, SC

SCHOOL - Anderson (SC) College
HOW OBTAINED - Cardinals' 25th round selection (765th overall) in the June, 2014 First-Year Player Draft



YR	CLUB	LG	W-L	ERA	G	GS	CG	SHO	SV	IP	H	R	ER	HR	HB	BB	SO	WP	BK
14	Johnson City	APP	1-1	3.19	13	8	0	0	1	42.1	43	18	15	1	0	19	51	2	0
15	State College	NYP	2-3	3.26	10	8	0	0	1	47.0	42	18	17	0	5	10	51	2	0
	Peoria	MID	0-3	6.91	3	3	0	0	0	14.1	22	14	11	2	0	5	14	5	0
16	Peoria	MID	0-2	2.70	10	0	0	0	4	13.1	9	5	4	0	0	4	20	2	0
	Palm Beach	FSL	1-4	3.54	34	0	0	0	7	40.2	41	17	16	2	1	20	39	2	0
17	Palm Beach	FSL	0-1	3.77	13	0	0	0	7	14.1	15	7	6	2	1	5	13	2	0
	Springfield	TEX	1-4	3.76	37	0	0	0	6	40.2	41	24	17	3	4	17	44	6	0
Minor League Totals			5-18	3.60	120	19	0	0	25	212.2	213	103	86	10	11	80	232	21	0

Notes:
 •Didn't allow an earned run in 12 of his first 13 appearances for Springfield following his Double-A debut on 5/15/17
 •Has converted 78% of save opportunities over four seasons and last year converted 13 of his first 14 chances between High-A Palm Beach and Springfield
 •Named a 2015 New York-Penn League Mid-Season All-Star and a 2017 Florida State League Mid-Season All-Star

Brady BOWEN • LHP

Height - 6'1 Bats - R Born - 7/24/92 at Litchfield Park, AZ
Weight - 160 Throws - L Resides - Litchfield Park, AZ

SCHOOL - Friends University (KS)
HOW OBTAINED - Signed by the Cardinals as an undrafted Free Agent on June 15, 2015




YR	CLUB	LG	W-L	ERA	G	GS	CG	SHO	SV	IP	H	R	ER	HR	HB	BB	SO	WP	BK
15	GCL Cardinals	GCL	1-0	3.38	15	0	0	0	0	21.1	25	8	8	0	1	3	20	4	0
16	State College	NYP	0-0	3.23	18	0	0	0	9	30.2	30	11	11	2	2	5	32	3	0
16	Peoria	MID	0-0	10.38	6	0	0	0	0	8.2	16	10	8	0	1	2	6	1	0
17	Peoria	MID	0-2	3.26	24	0	0	0	4	30.1	25	11	11	2	4	4	31	4	0
	Palm Beach	FSL	1-1	2.51	20	0	0	0	1	32.1	29	11	9	0	3	13	28	2	0
	Springfield	TEX	0-0	0.00	1	0	0	0	0	2.1	0	0	0	0	0	0	2	0	0
Minor League Totals			2-3	3.37	84	0	0	0	14	125.2	125	51	47	4	11	27	119	14	0

Notes:
 •Made Double-A debut with Springfield on 9/3/17 against Tulsa, pitching 2.1 perfect relief innings and striking out two
 •In two seasons at Friends University, Bowen went 9-6 with a 2.70 ERA (27 earned runs in 90.0 IP). He struck out 93 while walking 26
 •Caught a line drive with his bare pitching hand on 9/1/16 vs. Mahoning Valley. The play made the SportsCenter Top 10

Tyler BRAY • RHP

Height - 6'5 Bats - R Born - 10/3/91 in Vancleave, MS
Weight - 200 Throws - R Resides - Vancleave, MS

SCHOOL - Louisiana-Monroe
HOW OBTAINED - Cardinals' 26th round selection (795th overall) in the June, 2014 First-Year Player Draft



YR	CLUB	LG	W-L	ERA	G	GS	CG	SHO	SV	IP	H	R	ER	HR	HB	BB	SO	WP	BK
14	State College	NYP	1-2	2.96	17	0	0	0	0	27.1	18	10	9	1	1	14	34	2	1
	Peoria	MID	1-1	4.82	6	0	0	0	0	9.1	6	5	5	1	0	4	10	0	0
15	State College	NYP	0-1	4.91	17	0	0	0	2	29.1	25	16	16	2	5	12	27	1	0
	Peoria	MID	2-2	4.97	24	0	0	0	2	38.0	40	24	21	4	0	14	51	1	0
16	Peoria	MID	3-5	3.84	42	0	0	0	7	61.0	58	32	26	1	5	25	73	4	0
17	Palm Beach	FSL	1-0	3.18	4	0	0	0	1	5.2	5	2	2	0	2	0	10	0	0
	Memphis	PCL	1-0	11.12	3	0	0	0	0	5.2	12	8	7	0	0	1	6	0	0
	Springfield	TEX	8-0	2.91	37	0	0	0	2	52.2	49	31	26	2	9	30	62	3	1
Minor League Totals			17-11	4.05	150	0	0	0	14	229.0	213	118	103	11	20	99	257	10	2

Notes:
 •Has averaged 10.1 SO/9IP since his Minor League debut with State College in 2014
 •Made first-career trip to Triple-A Memphis from 6/29-7/6/17, pitching 2.0 scoreless innings in his debut and appearing in two more games before being reassigned to Springfield on 7/10
 •Lowered his Springfield ERA from 4.19 to 2.91 over his final 13 appearances of 2017 (8/4-9/4/17) by allowing one earned run over 19.0 innings (14 K)

Bruce CALDWELL • INF

Height - 5'11" Bats - L Born - 11/27/91 at Sumter, SC
Weight - 175 Throws - R Resides - Sumter, SC

SCHOOL - Spartanburg Methodist College
HOW OBTAINED - Cardinals' 15th round selection (480th overall) in the June, 2012 First-Year Player Draft



YR	CLUB	LG	AVG	G	AB	R	H	2B	3B	HR	RBI	SH	SF	HP	BB	SO	SB	CS	E
12	Johnson City	APP	.304	44	148	30	45	12	1	6	26	0	3	1	14	39	2	0	8
	Batavia	NYP	.167	2	6	0	1	0	0	0	0	0	0	0	2	0	0	0	3
13	State College	NYP	.321	36	131	30	42	9	0	1	15	1	2	1	22	29	6	1	2
	Peoria	MID	.179	24	84	6	15	2	0	1	5	1	1	0	8	23	0	0	4
14	Palm Beach	FSL	.247	101	369	52	91	19	7	12	51	7	4	4	31	109	3	0	13
15	Palm Beach	FSL	.248	44	165	23	41	10	1	1	16	0	1	1	25	33	3	2	7
	Springfield	TEX	.270	81	293	40	79	20	1	9	50	0	2	1	45	85	4	0	9
16	Springfield	TEX	.251	99	355	47	89	18	1	11	52	0	6	1	41	116	1	1	11
	Memphis	PCL	.200	6	20	3	4	0	1	0	2	1	0	0	2	8	0	0	0
17	Springfield	TEX	.247	92	308	47	76	12	1	14	54	0	1	6	52	105	2	1	7
	Memphis	PCL	.194	13	31	4	6	1	0	0	3	2	1	0	2	14	0	0	0
Minor League Totals			.256	542	1910	282	489	103	13	55	274	12	21	15	242	563	21	5	64


Notes:
 •Leads Springfield in runs (134), doubles (50), home runs (34), RBIs (156) and walks (148) over the past three seasons (2015-17)
 •Led Springfield and was seventh in the Texas League with 52 walks in 2017
 •Started a 5-4-3 triple play for Palm Beach with 2B Breyvic Valera and 1B Luke Voit on 5/21/14
 •Named a 2015 MiLB.com Organization All-Star, a 2015 Florida State League Mid-Season All-Star and a 2016 Texas League Mid-Season All-Star
 •Was the NJCAA 2012 Region 10 Player of the Year, hitting .444 with 15 home runs and 66 RBIs to lead Spartanburg Methodist to the Junior College World Series

Eric CARTER • RHP

Height - 5'11 Bats - R Born - 7/7/92 at St. George, UT
 Weight - 202 Throws - R Resides - St. George, UT

SCHOOL - Louisiana-Lafayette

HOW OBTAINED - Cardinals' 26th round selection (796th) overall in the June, 2016 First-Year Player Draft



YR	CLUB	LG	W-L	ERA	G	GS	CG	SHO	SV	IP	H	R	ER	HR	HB	BB	SO	WP	BK
16	State College	NYP	2-0	2.38	17	0	0	0	9	22.2	18	8	6	1	2	4	26	0	0
17	Peoria	MID	3-1	2.51	33	0	0	0	11	43.0	33	14	12	4	2	17	50	1	1
	Springfield	TEX	0-0	0.00	3	0	0	0	0	2.1	1	0	0	0	0	2	1	0	0
	Palm Beach	PCL	1-0	0.77	9	0	0	0	4	11.2	9	1	1	1	0	4	16	0	0
	Minor League Totals		6-1	2.15	62	0	0	0	24	79.2	61	23	19	6	4	27	93	1	1

Notes:

- Made first-career trip to Springfield in his first full season with the Cardinals organization, making three scoreless appearances (2.1 IP) from 8/30-9/2/17
- Has allowed just six home runs in 79.2 career innings (0.7 HR/9 IP), has converted 91.7% of save opportunities (22/24) and is responsible for just one loss in 62 games since being drafted
- Named a 2017 MiLB.com Organization All-Star and a 2016 New York-Penn League Mid-Season All-Star

Jesus CRUZ • RHP

Height - 6'1 Bats - R Born - 4/15/95 at Salinas de Hidalgo, San Luis Potosi, MX
 Weight - 225 Throws - R Resides - Salinas de Hidalgo, San Luis Potosi, MX

HOW OBTAINED - Signed by the Cardinals as an International Free Agent on July 2, 2017



YR	CLUB	LG	W-L	ERA	G	GS	CG	SHO	SV	IP	H	R	ER	HR	HB	BB	SO	WP	BK
17	Monterrey	MEX	0-1	8.49	13	0	0	0	0	11.2	17	11	11	1	1	7	11	0	0
	DSL Cardinals	DSL	3-0	0.71	9	0	0	0	2	12.2	5	3	1	0	0	4	19	0	0
	State College	NYP	1-0	1.93	5	0	0	0	1	4.2	4	1	1	0	0	0	8	0	0
	GCL Cardinals	GCL	0-0	5.40	1	0	0	0	4	1.2	4	1	1	0	0	0	3	0	0
	Minor League Totals		4-1	4.11	28	0	0	0	3	30.2	30	16	14	1	1	11	41	0	0

Notes:


- His 14.2 SO/9IP in 2017 was fourth among Cardinals Minor Leaguers with at least 10.0 innings pitched
- Was pitching for Mexican League AAA-Sultanes de Monterrey before signing with the Cardinals and being assigned to the Rookie-Level Dominican Summer League Cardinals on 7/18/17
- Made his Single-A debut with State College on 8/27/17, striking out three over 1.1 scoreless innings
- Grew up idolizing future Hall of Famer Mariano Rivera of the Yankees

Blake DRAKE • OF

Height - 6'1 Bats - R Born - 7/11/93 at Ramona, CA
 Weight - 175 Throws - R Resides - Ramona, CA

SCHOOL - Concordia (OR) College

HOW OBTAINED - Cardinals' 18th round selection (555th overall) in the June, 2014 First-Year Player Draft



YR	CLUB	LG	AVG	G	AB	R	H	2B	3B	HR	RBI	SH	SF	HP	BB	SO	SB	CS	E
14	Johnson City	APP	.282	64	241	33	68	15	0	6	35	4	2	7	25	49	7	4	5
15	Peoria	MID	.219	58	187	25	41	11	1	6	17	0	3	1	13	35	6	3	4
	Palm Beach	FSL	.200	62	215	18	43	10	2	2	18	2	0	2	14	54	6	4	2
16	Palm Beach	FSL	.233	71	253	24	59	14	3	1	26	0	5	5	24	43	11	3	2
	Springfield	TEX	.254	58	193	27	49	8	1	5	26	1	0	0	19	53	3	4	1
17	Springfield	TEX	.220	12	41	4	9	1	0	2	4	1	0	0	5	7	1	1	2
	Palm Beach	FSL	.245	82	77	32	77	15	2	7	27	7	1	4	21	70	6	3	2
	Minor League Totals		.240	407	1444	163	346	74	9	29	153	15	11	19	121	311	40	22	18

Notes:

- Opened 2017 in Springfield before being assigned to Single-A Palm Beach on May 1
- Collected his first-career four-hit game with a 4-for-4 effort vs. Single-A Dayton on 8/11/17
- Set a career-high with six RBIs on 8/9/16 vs. Frisco, going 3-for-5 with a grand slam, a double and two runs
- Rattled off a 13-game hitting streak with Palm Beach from 4/14-4/27/16

Luke DYKSTRA • 2B

Height - 6'1 Bats - R Born - 11/7/95 at Thousand Oaks, CA
 Weight - 195 Throws - R Resides - Thousand Oaks, CA

SCHOOL - Westlake HS (CA)

HOW OBTAINED - Acquired by the Cardinals along with RHP John Gant and RHP Chris Ellis in a trade with the Braves for LHP Jaime Garcia on Dec. 1, 2016



YR	CLUB	LG	AVG	G	AB	R	H	2B	3B	HR	RBI	SH	SF	HP	BB	SO	SB	CS	E
14	GCL Braves	GCL	.262	44	149	16	39	11	0	2	28	1	3	4	9	12	7	2	6
15	Danville	APP	.298	32	131	18	39	9	1	0	12	1	1	3	5	11	2	1	6
	Rome	SAL	.348	26	92	9	32	10	1	0	10	2	1	2	3	5	1	0	3
16	Rome	SAL	.304	81	322	32	98	17	1	0	41	1	1	3	5	11	2	1	8
17	Palm Beach	FSL	.250	81	268	29	67	9	0	2	27	2	2	8	14	32	4	3	8
	Minor League Totals		.286	264	962	104	275	56	3	4	118	7	8	20	37	91	21	9	31


Notes:

- Originally drafted by the Braves in the 7th round (223rd overall) of the 2014 First-Year Player Draft
- His .304 average in 2016 was second on the Single-A Rome Braves and his .348 average in 2015 led the team, but he didn't record enough at-bats either season to qualify among South Atlantic League leaders
- Named a 2016 South Atlantic League Mid-Season All-Star and a 2015 MiLB.com Organization All-Star
- Son of former Major Leaguer Lenny Dykstra, who hit .285 and finished with 1,298 career hits over a 12-year MLB career with the Mets and Phillies
- Brother, Cutter Dykstra, was drafted in the 2nd round of the 2008 draft by the Brewers but failed to reach the Majors and was cut by the Nationals as a member of the Harrisburg Senators on 6/14/16

Pedro ECHEMENDIA • RHP

Height - 6'2 Bats - R Born - 6/4/91 at Ciego de Avila, Cuba
 Weight - 185 Throws - R Resides - Boca Raton, FL

HOW OBTAINED - Signed by the Cardinals as a non-drafted free agent on February 16, 2015



YR	CLUB	LG	W-L	ERA	G	GS	CG	SHO	SV	IP	H	R	ER	HR	HB	BB	SO	WP	BK
15	State College	NYP	6-1	2.09	26	0	0	0	12	38.2	30	10	9	1	0	6	34	3	0
16	Palm Beach	FSL	1-0	3.98	13	0	0	0	0	20.1	25	9	9	2	0	5	18	1	1
	Springfield	TEX	2-1	4.25	19	2	0	0	1	29.2	27	16	14	4	1	11	20	2	0
	Memphis	PCL	1-0	2.37	11	0	0	0	0	19.0	16	5	5	3	1	7	15	2	0
17	Memphis	PCL	1-0	0.00	1	0	0	0	0	3.0	2	0	0	0	1	2	0	0	0
	Springfield	TEX	2-4	4.25	38	3	0	0	5	72.0	81	40	34	9	7	18	41	4	0
Minor League Totals			13-6	3.50	108	5	0	0	18	182.2	181	80	71	19	10	47	128	12	1

Notes:


- After 35 relief appearances for Springfield to begin 2017, made three consecutive starts on 8/23, 8/28 and 9/2, going 1-1 and allowing five earned runs over 14.2 innings
- Tossed a career-best 6.0 scoreless innings in an 8/28/17 home start against Tulsa, allowing four hits and striking out five without issuing a walk
- Was called up to Triple-A Memphis for one game on 7/27/17, pitching three scoreless innings
- The Cuban native relocated to the Dominican Republic in September, 2011 before moving to Florida in 2013 and signing with St. Louis two years later

Tommy EDMAN • INF

Height - 5'10 Bats - S Born - 5/9/95 at San Diego, CA
 Weight - 180 Throws - R Resides - San Diego, CA

SCHOOL - Stanford

HOW OBTAINED - Cardinals' 6th round selection (196th overall) in the June, 2016 First-Year Player Draft



YR	CLUB	LG	AVG	G	AB	R	H	2B	3B	HR	RBI	SH	SF	HP	BB	SO	SB	CS	E
16	State College	NYP	.286	66	255	61	73	14	5	4	33	4	0	3	48	29	19	3	7
17	Peoria	MID	.284	38	144	24	44	8	5	2	18	1	2	1	15	19	8	2	5
	Palm Beach	FSL	.257	18	70	7	18	2	1	1	11	2	1	2	7	18	0	1	6
	Springfield	TEX	.247	63	219	20	54	12	2	2	26	1	2	1	16	34	5	2	5
Minor League Totals			.270	185	699	112	189	36	13	9	88	8	5	7	86	100	32	8	23


Notes:

- Is ranked by MLB.com as the Cardinals #24 prospect entering the 2018 season
- Led the New York-Penn League with 48 walks in 66 games after being drafted in 2016. Was fifth in steals (19) and OPS (.827)
- Named a 2016 MiLB.com Organizational All-Star and a 2016 New York-Penn League All-Star
- The three-year starter at Stanford reached Double-A Springfield in his first full season with the Cardinals organization in 2017

Chris ELLIS • RHP

Height - 6'5 Bats - L Born - 9/22/92 at Birmingham, AL
 Weight - 205 Throws - R Resides - Birmingham, AL

HOW OBTAINED - Acquired by the Cardinals along with RHP John Gant and INF Luke Dykstra in a trade with the Braves for LHP Jaime Garcia on Dec. 1, 2016



YR	CLUB	LG	W-L	ERA	G	GS	CG	SHO	SV	IP	H	R	ER	HR	HB	BB	SO	WP	BK
14	Orem	PIO	0-1	6.89	9	2	0	0	1	15.2	17	12	12	2	2	8	16	2	0
15	Inland Empire	CAL	4-5	3.88	11	11	1	1	1	62.2	53	27	27	6	1	20	70	2	0
	Arkansas	TEX	7-4	3.92	15	15	0	0	0	78.0	77	42	34	9	3	43	62	3	1
16	Mississippi	SOU	8-2	2.75	13	13	0	0	0	78.2	54	24	24	2	5	35	61	2	0
	Gwinnett	INT	4-7	6.52	15	15	2	1	0	67.2	68	50	49	4	7	52	65	5	0
17	Memphis	PCL	2-3	7.88	11	5	0	0	0	32.0	42	31	28	7	4	15	31	2	0
	Springfield	TEX	5-9	4.45	19	17	0	0	0	99.0	98	51	49	7	8	32	95	6	0
Minor League Totals			30-31	4.63	93	78	3	2	1	433.2	409	237	223	37	30	205	400	22	1

Notes:


- Debuted for the Cardinals with Triple-A Memphis to open 2017, starting five games and making 11 appearances to a 7.88 ERA
- Was assigned to Springfield on May 30 and finished 2017 third on the team with 95 strikeouts (99.0 IP)
- Pitched career-best 2.75 ERA over 13 starts (8-2) for the Double-A Mississippi Braves in 2016
- Was the Los Angeles Angels' 3rd round selection (88th overall) in the June, 2014 First-Year Player Draft, three years after being initially selected in the 50th round (1,514th overall) of the 2011 draft by the Los Angeles Dodgers
- Named a 2016 Southern League Mid-Season All-Star and the California League Pitcher of the Week for 6/2-6/8/2015

Jacob EVANS • LHP

Height - 6'2 Bats - L Born - 11/27/93 at Tulsa, OK
 Weight - 215 Throws - L Resides - Broken Arrow, OK

SCHOOL - Oklahoma

HOW OBTAINED - Cardinals' 6th round selection (191st overall) in the June, 2015 First-Year Player Draft



YR	CLUB	LG	W-L	ERA	G	GS	CG	SHO	SV	IP	H	R	ER	HR	HB	BB	SO	WP	BK
15	State College	NYP	4-3	3.08	16	6	0	0	1	49.2	41	18	17	1	2	7	42	2	0
16	GCL Cardinals	GCL	0-0	0.00	2	1	0	0	0	5.0	5	1	0	0	0	0	5	2	0
	Palm Beach	FSL	4-7	3.73	16	16	0	0	0	89.1	104	52	37	12	9	17	48	1	2
17	Palm Beach	FSL	3-3	1.88	16	0	0	0	3	24.0	11	6	5	0	1	6	27	1	0
	Springfield	TEX	1-3	2.55	14	0	0	0	0	17.2	20	11	5	2	1	8	21	1	0
Minor League Totals			12-16	3.10	64	23	0	0	4	185.2	181	88	64	15	13	38	143	7	2

Notes:

- Made Springfield debut on 7/18/17 with 1.1 scoreless innings against Northwest Arkansas
- His 1.88 ERA and 0.71 WHIP for Single-A Palm Beach in 2017 led the team among pitchers with at least 10 appearances
- Named a 2015 New York-Penn League *Baseball America* Short-Season All-Star
- Produced a 0.30 ERA over 30.0 innings as a member of the Cape Cod League's Harwich Mariners in 2014

Junior FERNANDEZ • RHP

Height - 6'1 Bats - R Born - 3/2/97 at Santo Domingo, DR
 Weight - 180 Throws - R Resides - Port St. Lucie, FL

HOW OBTAINED - Signed by the Cardinals as an International Free Agent on July 2, 2014



YR	CLUB	LG	W-L	ERA	G	GS	CG	SHO	SV	IP	H	R	ER	HR	HB	BB	SO	WP	BK
14	DSL Cardinals	DSL	0-5	5.79	7	6	0	0	0	28.0	29	25	18	1	5	12	13	7	0
15	GCL Cardinals	GCL	3-2	3.88	11	9	0	0	0	51.0	54	27	22	0	5	15	58	7	1
	Palm Beach	FSL	0-0	1.35	2	1	0	0	0	6.2	8	2	1	0	0	2	5	2	0
16	Peoria	MID	6-5	3.33	14	14	0	0	0	78.1	71	37	29	3	5	34	63	7	0
	Palm Beach	FSL	2-2	5.36	10	6	0	0	0	43.2	48	29	26	4	3	20	25	2	0
17	Palm Beach	FSL	5-3	3.69	16	16	1	0	0	90.1	82	41	37	5	7	39	58	7	2
Minor League Totals			16-17	4.02	60	52	1	0	0	298.0	292	161	133	13	25	122	222	32	3

Notes:

- Ranked by MLB.com as the Cardinals #15 prospect entering the 2018 season
- Did not pitch again in 2017 after being placed on the Disabled List on July 28 for biceps soreness. Also on DL from 7/3-7/9/17
- Career-high 10 strikeouts (8.0 IP) against the Wisconsin Timber Rattlers on 4/23/16
- Pitched 8.0 or more innings three times for Single-A Palm Beach in 2017, allowing just two earned runs over those 25.0 combined innings
- Played high school baseball in Miami before moving with his family to the Dominican Republic in 2013
- Named a 2017 Florida State League Mid-Season All-Star and the Florida State League Pitcher of the Week for the weeks of 4/17-4/23/17 (8.0 IP, 1 H, 0 R, 6 K) and 5/8-5/14/17 (9.0 IP, 5 H, 1 ER, 6 K)

Granden GOETZMAN • LF

Height - 6'4 Bats - R Born - 11/14/92 at Philadelphia, PA
 Weight - 200 Throws - R Resides - Palmetto, FL

SCHOOL - Palmetto HS (FL)

HOW OBTAINED - Signed by the Cardinals as a Minor League free agent on Jan. 29, 2018



YR	CLUB	LG	AVG	G	AB	R	H	2B	3B	HR	RBI	SH	SF	HP	BB	SO	SB	CS	E
11	GCL Rays	GCL	.173	25	75	8	13	3	0	0	8	0	1	0	8	17	6	1	0
12	Princeton	APP	.298	12	47	10	14	5	0	1	8	0	1	0	4	7	7	1	0
13	Bowling Green	MID	.153	21	72	5	11	1	1	1	9	0	0	0	4	15	4	1	1
	Hudson Valley	NYP	.220	55	209	25	46	8	6	2	22	0	0	0	7	50	19	7	3
14	Bowling Green	MID	.315	60	235	40	74	20	3	7	31	0	0	0	10	53	7	7	3
	Charlotte	FSL	.213	50	174	14	37	6	2	1	13	0	0	0	6	53	3	3	2
15	Charlotte	FSL	.240	93	329	38	79	16	1	3	34	2	2	2	23	66	16	3	10
16	GCL Rays	GCL	.467	4	15	4	7	0	0	0	2	0	0	0	1	5	2	0	0
	Montgomery	SOU	.243	83	313	49	76	14	4	5	38	0	0	0	16	70	24	9	2
17	Durham	INT	.314	17	70	10	22	3	1	1	13	0	0	0	3	17	5	1	2
	Montgomery	SOU	.225	24	89	13	20	4	3	3	15	0	0	0	6	22	6	1	0
	Charlotte	FSL	.250	3	12	1	3	1	0	0	2	0	0	0	0	2	0	0	0
	GCL Rays	GCL	.233	10	30	3	7	2	0	0	6	0	0	0	7	6	3	0	0
Minor League Totals			.245	457	1670	220	409	83	21	24	201	2	3	3	95	383	102	34	23

Notes:

- Originally drafted in the 2nd round (75th overall) of the June, 2011 First-Year Player Draft by the Rays
- During the 2017 season with the Rays organization, played in four levels of the Minors from the Rookie-Level Gulf Coast League Rays to Triple-A Durham
- Made Triple-A debut with Durham on 4/15/17 against the Gwinnett Braves, going 1-for-4 with a double and an RBI
- Named a 2014 Midwest League Mid-Season All-Star as a member of the Bowling Green Hot Rods

Derian GONZALEZ • RHP

Height - 6'3 Bats - R Born - 1/31/95 at Santa Barbara del Zulia, VZ
 Weight - 190 Throws - R Resides - Santa Barbara del Zulia, VZ

HOW OBTAINED - Signed by the Cardinals as an International Free Agent on Sept. 12, 2012



YR	CLUB	LG	W-L	ERA	G	GS	CG	SHO	SV	IP	H	R	ER	HR	HB	BB	SO	WP	BK
13	DSL Cardinals	DSL	1-2	4.83	12	6	0	0	2	41.0	40	26	22	0	2	28	40	12	1
14	DSL Cardinals	DSL	2-2	3.11	13	11	0	0	0	55.0	52	27	19	1	3	22	62	16	0
15	GCL Cardinals	GCL	3-5	4.23	11	10	0	0	0	55.1	61	30	26	0	3	16	55	6	1
16	Peoria	MID	5-0	2.39	15	15	0	0	0	75.1	65	24	20	1	0	33	70	13	0
	Palm Beach	FSL	1-2	1.46	4	4	0	0	0	24.2	16	9	4	0	0	11	24	3	0
17	Palm Beach	FSL	4-7	4.33	18	15	1	1	0	79.0	78	40	38	5	3	30	72	8	0
	GCL Cardinals	GCL	0-0	3.00	2	2	0	0	0	3.0	5	2	1	0	0	6	1	0	
Minor League Totals			16-18	3.51	75	63	1	1	0	333.1	317	158	130	7	11	140	329	59	2

Notes:


- Ranked by MLB.com as the Cardinals #28 prospect entering the 2018 season and is a member of the Cardinals' 40-man roster
- Has yet to pitch above Single-A and has topped 100 innings in a season just once (2016)
- Made three relief appearances to end 2017, striking out eight in 3.1 innings
- Named a 2014 Dominican Summer League Mid-Season All-Star and a 2016 Midwest League Mid-Season All-Star

Casey GRAYSON • 1B

Height - 6'1 Bats - L Born - 8/24/91 at Cypress, TX
 Weight - 215 Throws - L Resides - Cypress, TX

SCHOOL - Houston

HOW OBTAINED - Cardinals' 21st round selection (645th overall) in the June, 2014 First-Year Player Draft



YR	CLUB	LG	AVG	G	AB	R	H	2B	3B	HR	RBI	SH	SF	HP	BB	SO	SB	CS	E
14	Johnson City	APP	.283	64	226	32	64	17	1	5	46	0	5	2	36	35	3	0	4
15	State College	NYP	.308	73	250	40	77	18	2	2	38	1	1	0	46	64	1	0	4
16	Palm Beach	FSL	.267	126	435	50	116	19	0	2	44	0	10	1	94	91	2	1	5
17	Springfield	TEX	.246	61	195	20	48	6	0	3	12	0	0	0	25	63	0	0	2
	Palm Beach	FSL	.250	25	92	13	23	1	1	1	13	1	0	2	15	21	2	0	2
	GCL Cardinals	GCL	.412	6	17	8	7	4	1	0	9	0	0	0	6	3	0	0	0
Minor League Totals			.276	355	1215	163	335	65	5	13	162	2	16	5	222	277	8	1	17

Notes:

- Made debut with Springfield on Opening Day last season and recorded his first Double-A hit a day later with a double on 4/7 at Frisco
- Played first 61 games of 2017 with Springfield before a DL stint from 6/16-7/29/17 forced him to split his final 31 games between the Gulf Coast League Cardinals and Palm Beach Cardinals
- Tied for the second-most walks (94) in all Minor League Baseball in 2016, leading Class High-A and the Cardinals Organization
- Named Florida State League Player of the Week for 5/16-5/22/16, going 9-for-23 (.391) with two home runs and seven RBIs in six games
- Led the University of Houston in triple crown categories in 2014 (.321, 6 HR, 48 RBIs), helping the Cougars to the American Conference Championship and Baton Rouge Region Championship in a 48-win season
- Teammate of former Springfield Cardinals INF Jacob Wilson at Bartlett (TN) High School

Conner GREENE • RHP

Height - 6'3 Bats - R Born - 4/4/95 at Santa Monica, CA
Weight - 185 Throws - R Resides - Santa Monica, CA
SCHOOL - Santa Monica HS (CA)

HOW OBTAINED - Acquired by the Cardinals along with LHP Dominic Leone in a trade with the Blue Jays for LF Randal Grichuk on Jan. 19, 2018




Table with columns: YR, CLUB, LG, W-L, ERA, G, GS, CG, SHO, SV, IP, H, R, ER, HR, HB, BB, SO, WP, BK. Rows include GCL Blue Jays, Lansing, Dunedin, and Minor League Totals.

- Notes:
•Originally selected in the 7th round (205th overall) by the Blue Jays in the 2013 First-Year Player Draft
•His 83 walks in 2017 ranked as 5th-most in all the Minors
•First debuted in Double-A as a 20 year old with the New Hampshire Fisher Cats on 8/13/15, pitching six scoreless innings

Ryan HELSLEY • RHP

Height - 6'1 Bats - R Born - 7/18/94 at Tahlequah, OK
Weight - 195 Throws - R Resides - Cookson, OK
SCHOOL - Northeastern State (OK) University

HOW OBTAINED - Cardinals' 5th round selection (161st overall) in the June, 2015 First-Year Player Draft



Table with columns: YR, CLUB, LG, W-L, ERA, G, GS, CG, SHO, SV, IP, H, R, ER, HR, HB, BB, SO, WP, BK. Rows include Johnson City, Peoria, Palm Beach, Springfield, Memphis, and Minor League Totals.

- Notes:
•The 2017 Florida State League Most Valuable Pitcher was ranked by MLB.com as the Cardinals #8 prospect entering the 2018 season
•Made Triple-A debut with Memphis on 9/1/17, allowing two runs on seven hits and three walks through 5.0 innings against Colorado Springs, striking out five

Jordan HICKS • RHP

Height - 6'2 Bats - R Born - 9/6/96 at Houston, TX
Weight - 185 Throws - R Resides - Houston, TX
SCHOOL - Cypress Creek HS (Houston, TX)

HOW OBTAINED - Cardinals' 3rd round selection (105th overall) in the June, 2015 First-Year Player Draft




Table with columns: YR, CLUB, LG, W-L, ERA, G, GS, CG, SHO, SV, IP, H, R, ER, HR, HB, BB, SO, WP, BK. Rows include Johnson City, State College, Peoria, Palm Beach, and Minor League Totals.

- Notes:
•The 2018 Spring Training non-roster invitee is ranked as the Cardinals #7 prospect by MLB.com and the #5 prospect by Baseball America entering the 2018 season
•Did not play in 2015 after being drafted due to shoulder inflammation but has since had just one Disabled List stint (8/29-9/26/17)

Jesse JENNER • C

Height - 6'0 Bats - R Born - 7/8/93 at San Diego, CA
Weight - 205 Throws - R Resides - Jamul, CA
SCHOOL - University of San Diego

HOW OBTAINED - Cardinals' 7th round selection (221st overall) in the June, 2015 First-Year Player Draft



Table with columns: YR, CLUB, LG, AVG, G, AB, R, H, 2B, 3B, HR, RBI, SH, SF, HP, BB, SO, SB, CS, E. Rows include State College, Memphis, Springfield, and Minor League Totals.

- Notes:
•Enters the season with a career caught stealing percentage of 34.5%, nabbing 38 of 110 attempted base stealers
•Set a career high with 18 RBIs for Springfield in 2017

Connor JONES • RHP

Height - 6'3 Bats - R Born - 10/10/94 at Hartford, CT
 Weight - 200 Throws - R Resides - Chesapeake, VA

SCHOOL - Virginia

HOW OBTAINED - Cardinals' 2nd round selection (70th overall) in the June, 2016 First-Year Player Draft



YR	CLUB	LG	W-L	ERA	G	GS	CG	SHO	SV	IP	H	R	ER	HR	HB	BB	SO	WP	BK
16	GCL Cardinals	GCL	0-0	2.25	4	0	0	0	0	4.0	3	1	1	0	0	1	3	0	0
	State College	NYP	0-0	4.22	7	0	0	0	1	10.2	15	6	5	0	0	2	8	1	0
17	Springfield	TEX	1-0	2.70	1	1	0	0	0	6.2	6	2	2	1	0	3	2	0	0
	Palm Beach	FSL	8-5	3.97	24	21	0	0	1	113.1	120	60	50	3	6	49	76	9	2
Minor League Totals			9-5	3.88	36	22	0	0	2	134.2	144	69	58	4	6	74	137	10	2

Notes:

- Made Springfield debut on 9/1/17 against Arkansas, allowing two runs on six hits and three walks over 6.2 innings, striking out two and earning the win
- Is ranked as the #23 prospect in the Cardinals organization by MLB.com heading into 2018
- Named First-Team All-American by ABCA and NCBWA and Second-Team All-America by Baseball America, Collegiate Baseball and D1Baseball while at Virginia in 2016 after finishing 11-1 with a 2.34 ERA
- Was named to the U.S. Collegiate National Team in 2015
- Originally drafted by the San Diego Padres in the 21st round of the 2013 First-Year Player Draft out of Great Bridge HS (Chesapeake, VA)

Andrew KNIZNER • C

Height - 6'1 Bats - R Born - 2/3/95 at Glen Allen, VA
 Weight - 200 Throws - R Resides - Richmond, VA

SCHOOL - North Carolina State

HOW OBTAINED - Cardinals' 7th round selection (226th overall) in the June, 2016 First-Year Player Draft



YR	CLUB	LG	AVG	G	AB	R	H	2B	3B	HR	RBI	SH	SF	HP	BB	SO	SB	CS	E
16	Johnson City	APP	.319	53	185	35	59	12	1	6	42	0	2	14	21	21	0	0	2
17	Peoria	MID	.279	44	179	18	50	10	1	8	29	0	0	3	14	27	1	1	0
	Springfield	TEX	.324	51	182	27	59	13	0	4	22	0	4	2	9	22	0	1	3
Minor League Totals			.308	148	546	80	168	35	2	18	93	0	6	19	44	70	1	2	5

Notes:


- Led Springfield with a .324 average in 51 games in 2017
- Made Double-A debut for Springfield against Arkansas on 6/14/17, going 0-for-3. Recorded first hit with Springfield on 6/16 against Arkansas, going 2-for-5 with a double
- An 18-for-34 stretch from 7/5-7/18/17 for Springfield pushed his average from .132 to .319. It wouldn't drop below .311 the remainder of the season
- The 2018 Spring Training non-roster invitee has thrown out 45.5% (35-77) of potential base stealers in 96 games at catcher entering 2018
- Is ranked as the Cardinals #9 prospect by MLB.com entering the 2018 season
- Named a 2016 and 2017 MiLB.com Organization All-Star, a 2017 Arizona Fall League Rising Star, the Arizona Fall League Player of the Week for the week of 10/15-10/21/17, a 2017 Midwest League Mid-Season All-Star and a 2016 Appalachian League Post-Season All-Star

Brennan LEITAO • RHP

Height - 6'1 Bats - R Born - 6/21/93 at Irvine, CA
 Weight - 205 Throws - R Resides - Irvine, CA

SCHOOL - Cal State Sacramento

HOW OBTAINED - Cardinals' 26th round selection (791st overall) in the June, 2015 First-Year Player Draft



YR	CLUB	LG	W-L	ERA	G	GS	CG	SHO	SV	IP	H	R	ER	HR	HB	BB	SO	WP	BK
15	State College	NYP	1-0	3.60	8	0	0	0	0	10.0	17	6	4	0	0	7	8	0	0
	Johnson City	APP	0-3	4.23	6	6	0	0	0	27.2	31	18	13	1	1	4	22	3	0
16	Peoria	MID	6-7	4.08	18	17	1	0	0	110.1	120	57	50	12	3	21	90	7	0
	Palm Beach	FSL	0-1	3.86	4	4	0	0	0	23.1	25	11	10	1	0	8	12	4	0
17	Palm Beach	FSL	3-2	2.85	25	1	0	0	1	41.0	48	15	13	5	3	9	29	0	1
Minor League Totals			10-13	3.81	61	28	1	0	1	212.1	241	107	90	19	7	49	161	14	1

Notes:

- Posted a career-best 2.85 ERA in 2017 after being converted to a full-time reliever
- Had two stints on the Disabled List in 2017, the first of his career
- As a sophomore at Sacramento State, became the first pitcher in program history to earn an All-WAC First Team Selection (2013). Ended collegiate career as all-time program leader in wins (31) and innings pitched (398.0)
- Named a 2016 Midwest League Mid-Season All-Star and the Midwest League Pitcher of the Week for the week of 5/2-5/8/16 (8.0 IP, 5 H, 10 K)

Corey LITRELL • LHP

Height - 6'3 Bats - L Born - 3/21/92 at Louisville, KY
 Weight - 185 Throws - L Resides - Louisville, KY

SCHOOL - Kentucky

HOW OBTAINED - Acquired by the Cardinals along with RHP John Lackey in a trade with the Red Sox for RF Allen Craig and RHP Joe Kelly on July 31, 2014



YR	CLUB	LG	W-L	ERA	G	GS	CG	SHO	SV	IP	H	R	ER	HR	HB	BB	SO	WP	BK
13	Lowell	NYP	0-3	1.74	12	10	0	0	0	31.0	28	9	6	0	1	10	30	0	1
14	Salem	CAR	5-5	3.60	19	18	0	0	0	100.0	101	43	40	8	7	38	91	10	0
	Palm Beach	FSL	0-2	4.55	5	5	0	0	0	31.2	45	25	16	4	0	10	19	1	0
15	Palm Beach	FSL	9-9	2.69	27	17	1	0	0	130.1	125	48	39	5	2	21	93	3	1
16	Springfield	TEX	1-0	1.72	13	0	0	0	1	15.2	8	3	3	2	0	1	14	0	0
	Memphis	PCL	1-4	4.56	40	1	0	0	1	51.1	51	30	26	5	4	29	49	3	0
17	Springfield	TEX	1-2	4.15	28	0	0	0	0	34.2	28	18	16	2	3	20	26	6	0
Minor League Totals			17-25	3.33	144	51	1	0	2	394.2	386	176	146	26	17	129	322	23	2

Notes:

- Has made 132 relief appearances to two starts the past two seasons (2016-17) after starting 73 games from 2013-2015
- Posted six consecutive scoreless relief outings (7.0 IP) for Springfield from 7/14-7/27/17
- Named MiLB.com Florida State League Player of the Month for July 2015 after allowing three earned runs over 29.2 innings in five starts (4-0) for Single-A Palm Beach
- Is the grandson of former Philadelphia Athletics (1952, 1954), Kansas City Athletics (1955) and Chicago Cubs (1957) shortstop Jack Littrell, who hit .204 over 111 career games and was 0-6 in his career against the Cardinals

Dailyn MARTINEZ • RHP

Height - 6'2 Bats - R Born - 4/19/93 at Santiago, DR
 Weight - 170 Throws - R Resides - Santiago, DR

HOW OBTAINED - Signed by the Cardinals as a Minor League free agent on Sept. 13, 2011



YR	CLUB	LG	W-L	ERA	G	GS	CG	SHO	SV	IP	H	R	ER	HR	HB	BB	SO	WP	BK
12	DSL Cardinals	DSL	1-5	3.18	11	11	0	0	0	56.2	48	31	20	2	0	18	41	8	1
13	Johnson City	APP	4-3	2.70	12	12	0	0	0	63.1	61	31	19	3	3	23	31	6	1
14	State College	NYP	1-0	1.80	1	1	0	0	0	5.0	3	2	1	0	0	2	1	0	0
	Johnson City	APP	6-3	4.55	11	11	0	0	0	57.1	67	37	29	3	3	20	41	11	3
15	State College	NYP	4-6	3.30	14	14	0	0	0	79.0	84	38	29	2	2	26	55	4	6
16	State College	NYP	2-1	0.96	3	3	0	0	0	18.2	17	6	2	0	0	3	17	4	0
	Peoria	MID	5-5	5.78	12	12	0	0	0	67.0	86	48	43	5	5	16	68	6	2
17	Peoria	MID	1-0	8.10	3	0	0	0	1	6.2	11	6	6	0	0	1	6	0	0
	Springfield	TEX	0-1	5.93	7	1	0	0	0	13.2	23	9	9	0	0	6	3	1	0
	Palm Beach	FSL	3-1	2.93	29	0	0	0	5	46.0	39	18	15	1	1	17	34	4	0
	Minor League Totals		27-25	3.77	103	65	0	0	6	413.1	439	226	173	17	14	132	297	44	13

Notes:


- Made Springfield debut on 7/3/17, allowing two earned runs over 2.1 innings
- Was assigned to Springfield from Palm Beach on 6/29/17, sent back to Palm Beach on 7/25/17 and brought back to Springfield on 9/4/17
- In his only start of 2017, allowed two runs on five hits and three walks over 4.0 innings for Springfield against Tulsa on 9/4
- Posted a 1.50 ERA in two Appalachian League playoff starts for the Rookie-level Johnson City Cardinals in 2015, striking out six (12.0 IP) without issuing a walk
- Didn't balk in 2017 after being called for 13 balks over his first five seasons in the Cardinals system

Jeremy MARTINEZ • C

Height - 5'11 Bats - R Born - 12/29/94 at Fountain Valley, CA
 Weight - 195 Throws - R Resides - Playa Vista, CA

SCHOOL - Southern California

HOW OBTAINED - Cardinals' 4th round selection (136th overall) in the June, 2016 First-Year Player Draft.



YR	CLUB	LG	AVG	G	AB	R	H	2B	3B	HR	RBI	SH	SF	HP	BB	SO	SB	CS	E
16	State College	NYP	.325	57	194	28	63	14	2	1	32	3	1	3	32	16	1	1	8
17	Palm Beach	FSL	.189	60	201	16	38	3	0	0	15	2	3	3	21	26	1	0	2
	Springfield	TEX	.000	1	2	0	0	0	0	0	0	3	0	0	1	0	0	0	1
	Memphis	PCL	.333	1	3	4	1	0	0	0	0	1	0	0	2	0	0	0	0
	Minor League Totals		.255	119	400	48	102	17	2	1	47	34	4	6	56	42	2	1	11

Notes:

- Made Double-A debut on 8/27/17 for Springfield against Tulsa, going 0-for-2 with a walk
- Made Triple-A debut on 9/3/17 for Memphis in Colorado Springs, going 1-for-3 with four runs and two walks
- His .325 average, .433 slugging percentage and .852 OPS led State College in 2016, and his 14 doubles tied for the team lead
- Named a 2016 New York-Penn League *Baseball America* Short-Season All-Star and a 2016 New York-Penn League Mid-Season All-Star
- Originally drafted by the Cubs in the 37th round (1,098th overall) of the June, 2013 First-Year Player Draft out of Mater Dei HS (Santa Ana, CA), but did not sign

Ian MCKINNEY • LHP

Height - 5'11 Bats - L Born - 11/18/94 at Orlando, FL
 Weight - 185 Throws - L Resides - Orlando, FL

SCHOOL - William R. Boone HS (Orlando, FL)

HOW OBTAINED - Cardinals' 5th round selection (155th overall) in the June, 2013 First-Year Player Draft



YR	CLUB	LG	W-L	ERA	G	GS	CG	SHO	SV	IP	H	R	ER	HR	HB	BB	SO	WP	BK
13	GCL Cardinals	DSL	1-0	0.89	10	5	0	0	0	30.1	23	7	3	0	3	12	24	2	0
14	Johnson City	APP	2-0	1.26	6	6	0	0	0	35.2	27	5	5	0	2	7	31	1	0
	State College	NYP	1-1	6.17	2	2	0	0	0	11.2	11	8	8	0	2	2	9	0	1
15	Palm Beach	APP	1-0	0.00	1	0	0	0	0	3.0	1	0	0	0	0	0	5	0	0
	State College	NYP	4-2	2.76	8	8	0	0	0	45.2	47	22	14	1	3	12	40	5	1
	Peoria	MID	3-1	2.58	6	6	0	0	0	38.1	36	14	11	0	4	8	29	4	0
16	Springfield	TEX	1-0	2.89	2	2	0	0	0	9.1	9	3	3	1	0	7	7	0	0
	Palm Beach	FSL	7-10	4.17	23	22	0	0	0	123.0	139	66	57	10	3	50	101	7	0
17	Springfield	TEX	1-0	5.16	14	2	0	0	0	22.2	28	13	13	3	0	11	10	3	0
	Palm Beach	FSL	3-3	2.02	26	1	0	0	4	49.0	35	12	11	1	4	24	48	5	0
	Minor League Totals		24-17	3.05	98	54	0	0	4	368.2	356	150	125	16	21	133	304	27	2

Notes:

- Allowed two earned runs and struck out 20 over 19.1 innings (7 appearances) for Palm Beach from 4/13-5/7/17 before joining Springfield from 5/16-7/8/17
- Made Springfield debut on 8/28/16, allowing three runs over 3.1 innings. In second Double-A start on 9/2/16, pitched six scoreless innings, allowing four hits, walking two and striking out three
- Was named Appalachian League Pitcher of the Week for the weeks of 6/17-6/23/14 (7.0 IP, 2 H, 5 K) and 7/1-7/7/14 (8.0 IP, 2 H, 1 BB, 10 K)

Oscar MERCADO • CF

Height - 6'2 Bats - R Born - 12/16/94 at Tampa, FL
 Weight - 175 Throws - R Resides - Tampa, FL

SCHOOL - Gaither HS (Tampa, FL)

HOW OBTAINED - Cardinals' 2nd round selection (57th overall) in the June, 2013 First-Year Player Draft.



YR	CLUB	LG	AVG	G	AB	R	H	2B	3B	HR	RBI	SH	SF	HP	BB	SO	SB	CS	E
13	GCL Cardinals	GCL	.209	42	163	18	34	5	4	1	14	0	3	3	17	39	12	4	17
14	Johnson City	APP	.224	60	245	41	55	9	1	3	25	0	1	8	20	37	26	7	27
15	Peoria	MID	.254	117	472	70	120	23	3	4	44	5	5	8	23	61	50	19	41
16	Palm Beach	FSL	.215	125	442	50	95	23	1	0	27	6	5	9	44	71	33	20	32
17	Springfield	TEX	.287	120	477	76	137	20	4	13	46	1	4	9	32	112	38	19	6
	Minor League Totals		.245	119	1799	255	441	17	13	21	156	12	18	37	136	320	159	69	126

Notes:

- The Major League Spring Training Non-Roster Invitee is ranked by MLB.com as the Cardinals #13 prospect entering 2018
- Set career-best marks in 2017 in batting average, hits, runs, home runs, RBIs, on-base percentage, slugging and OPS
- His 20-game hit streak from 4/11-5/5/17 was the longest in Springfield history. Mercado added a 16-game hit streak from 5/20-6/6/17
- Named a 2017 Texas League Mid-Season All-Star, a 2015 Midwest League Mid-Season All-Star and a 2014 MiLB.com Organization All-Star
- Drafted as a shortstop but moved to outfield after committing 119 errors at SS in first four MiLB seasons. Committed just six errors in 115 games in the outfield in 2017
- Achieved United States citizenship this March at a ceremony in Tampa while in Florida with St. Louis as a Spring Training non-roster invitee

Andrew MORALES • RHP

Height - 6'1 Bats - R Born - 1/16/93 at Covina, CA
 Weight - 190 Throws - R Resides - Covina, CA

SCHOOL - University of California-Irvine

HOW OBTAINED - Cardinals' 2nd round selection (71st overall) in the June, 2014 First-Year Player Draft

YR	CLUB	LG	W-L	ERA	G	GS	CG	SHO	SV	IP	H	R	ER	HR	HB	BB	SO	WP	BK
14	GCL Cardinals	GCL	0-1	3.60	3	2	0	0	0	5.0	2	3	2	1	0	3	6	1	0
	Palm Beach	FSL	1-0	1.23	2	0	0	0	0	7.1	2	1	1	0	1	0	6	0	0
15	Springfield	TEX	5-8	5.00	26	26	0	0	0	129.2	169	81	72	17	4	46	85	9	1
16	Springfield	TEX	4-4	3.35	14	14	0	0	0	78.0	71	38	29	10	0	18	66	2	0
	GCL Cardinals	GCL	0-1	5.79	2	2	0	0	0	4.2	5	3	3	1	1	3	10	0	0
17	Palm Beach	FSL	0-0	3.52	6	0	0	0	0	7.2	7	5	3	0	0	2	6	1	0
	Memphis	PCL	0-0	5.40	4	0	0	0	0	3.1	6	2	2	0	0	1	2	0	0
	Springfield	TEX	2-1	3.13	19	0	0	0	2	23.0	24	8	8	1	1	11	28	5	1
Minor League Totals			12-15	4.18	76	44	0	0	2	258.2	286	141	120	30	7	84	209	18	2

Notes:

- Made first-career trip to AAA-Memphis on 8/28/17, allowing one run on three hits and a walk over 1.0 inning
- Allowed just one earned run in first 14 appearances (17.0 IP, 20 K) for Springfield in 2017 following a 6/22 call-up from Single-A Palm Beach, putting his ERA as low as 0.50 on 8/6/17
- Was named the Cardinals Minor League Pitcher of the Month for April, 2016 while with Springfield, going 3-1 with a 2.16 ERA through four starts that month, including a pair of shutout performances and a 16-inning scoreless streak to close the month
- Named ABCA and *Baseball America* First Team All-American and Big West Pitcher of the Year in 2014, leading NCAA Division I with 141 strikeouts and tying for the lead with 19 starts last year
- Helped lead UC-Irvine to the College World Series in 2014 by throwing a five-hit shutout vs. Oklahoma State, winning 1-0 and sending his team to Omaha
- Left the university as its all-time ERA leader (1.68), the only Ant eater with a career ERA below 2.00, as well as posting the highest win percentage in school history (.913, 21-2)

John NOGOWSKI • 1B

Height - 6'2 Bats - R Born - 1/5/93 at Tallahassee, FL
 Weight - 210 Throws - L Resides - Tallahassee, FL


SCHOOL - Florida State

HOW OBTAINED - Signed by the Cardinals as a Minor League free agent on 6/27/17

YR	CLUB	LG	AVG	G	AB	R	H	2B	3B	HR	RBI	SH	SF	HP	BB	SO	SB	CS	E
14	AZL Athletics	AZL	.286	8	35	5	10	3	1	0	11	0	0	0	2	4	0	0	0
	Vermont Lake	NYP	.259	50	158	18	41	8	0	1	21	0	2	5	20	23	0	0	5
15	Stockton	CAL	.274	96	354	45	97	20	0	4	45	1	3	5	39	47	1	1	5
16	Midland	TEX	.130	7	23	1	3	1	0	1	1	0	0	0	3	3	0	0	0
	Stockton	CAL	.285	84	288	35	82	15	0	7	37	3	2	7	25	37	0	1	7
17	Springfield	TEX	.295	59	207	32	61	12	0	2	21	0	2	2	27	25	2	0	2
Minor League Totals			.276	304	1065	255	294	59	1	15	136	4	9	19	116	139	3	2	19

Notes:

- Drafted by the Athletics in the 34th round of the June, 2014 First-Year Player Draft
- Released by the Athletics on March 27, 2017 after being sent down from Double-A Midland to Single-A Stockton on 6/6/16
- Signed with the Sioux City Explorers of the American Association where he batted .402 with a 1.089 OPS, 12 doubles, four home runs and 28 RBIs over 34 games before being signed by the Cardinals
- Led Springfield with a .378 OBP after being signed on 6/27/17
- The 2017 Arizona Fall League participant hit .320 with one home run and 13 RBIs through 29 games last July, his first full month as a Cardinal



Francisco PENA • C

Height - 6'2 Bats - R Born - 10/12/89 at Santiago, DR
 Weight - 230 Throws - R Resides - Santiago, DR

SCHOOL - Instituto Ibero (Santiago, DR)

HOW OBTAINED - Signed by the Cardinals as a Minor League free agent on Dec. 8, 2017

YR	CLUB	LG	AVG	G	AB	R	H	2B	3B	HR	RBI	SH	SF	HP	BB	SO	SB	CS	E
07	Savannah	SAL	.210	103	367	26	77	12	0	5	30	0	0	4	24	76	1	1	18
08	Savannah	SAL	.264	105	397	34	105	22	3	6	41	0	0	1	25	95	0	0	7
09	St. Lucie	FSL	.224	100	392	43	88	15	1	8	44	1	0	4	15	78	0	1	7
10	GCL Mets	GCL	.313	10	32	4	10	1	0	0	2	0	0	1	6	6	0	0	0
	St. Lucie	FSL	.270	10	37	3	10	2	0	0	7	0	0	0	2	12	0	0	1
11	St. Lucie	FSL	.223	95	319	28	71	13	0	5	37	0	0	3	20	50	3	1	8
12	St. Lucie	FSL	.254	41	142	19	36	10	1	4	22	1	0	0	11	29	0	0	6
	Binghamton	EAS	.198	40	126	14	25	7	0	3	17	1	0	2	16	25	1	0	2
13	Binghamton	EAS	.246	21	69	4	17	6	0	0	4	1	0	1	7	4	0	1	4
	Las Vegas	PCL	.257	68	218	22	56	15	1	9	39	1	0	3	10	40	1	0	2
14	Omaha	PCL	.240	96	342	53	82	13	0	27	61	2	0	5	16	65	0	3	6
	Kansas City	AL	---	1	0	0	0	0	0	0	0	0	0	0	0	0	0	0	0
15	Omaha	PCL	.251	95	342	42	86	20	1	13	48	3	0	4	23	56	4	1	5
	Kansas City	AL	.143	8	7	0	1	0	0	0	0	0	0	0	0	3	0	0	0
16	Norfolk	INT	.246	54	191	17	47	11	1	4	23	0	0	0	15	25	0	1	4
	Baltimore	AL	.200	14	40	5	8	0	0	1	3	1	0	0	2	14	0	0	0
17	Norfolk	INT	.278	51	180	15	50	13	0	6	18	0	0	0	8	31	1	0	3
	Baltimore	AL	.500	5	10	3	5	0	0	2	2	0	0	0	0	3	0	0	1
Minor League Totals			.241	889	3154	324	760	160	8	90	393	10	9	28	198	592	11	9	73
Major League Totals			.246	28	57	8	14	0	0	3	5	1	9	0	2	20	0	0	0

Notes:

- Made MLB debut with Royals on 5/20/14 against the White Sox but did not record an at-bat. First MLB hit came on 10/4/15 for the Royals in Minnesota
- Son of Tony Pena, brother of Tony Pena Jr. and nephew of Ramon Pena. Tony Pena started at catcher for St. Louis from 1987-1989 and batted .409 in the 1987 World Series against Minnesota
- Originally signed by the Mets on 7/8/06 as an amateur free agent. Advanced as high as Triple-A with New York (NL) before electing free agency on 11/5/13
- Signed as a free agent with the Royals on 11/17/13 and was purchased by the Orioles on 12/2/15

Ramon SANTOS • RHP

Height - 6'4 Bats - R Born - 9/20/94 at Villa Altigracia, DR
 Weight - 185 Throws - R Resides - Villa Altigracia, DR

HOW OBTAINED - Signed by the Cardinals as an International Free Agent on Jan. 25, 2012

YR	CLUB	LG	W-L	ERA	G	GS	CG	SHO	SV	IP	H	R	ER	HR	HB	BB	SO	WP	BK
12	DSL Cardinals	DSL	1-2	1.52	16	1	0	0	3	29.2	18	7	5	0	2	11	24	9	2
13	DSL Cardinals	DSL	3-4	2.48	12	12	0	0	0	58.0	52	26	16	1	1	16	55	6	1
14	GCL Cardinals	GCL	1-2	4.50	9	6	0	0	0	32.0	29	17	16	2	2	16	27	2	0
15	Johnson City	APP	1-6	7.15	12	10	0	0	0	45.1	63	44	36	5	3	26	23	7	0
16	Johnson City	APP	3-3	4.53	13	8	0	0	1	49.2	59	38	25	5	2	20	44	14	0
17	Peoria	MID	2-1	3.54	11	0	0	0	0	20.1	20	8	8	2	1	7	15	1	0
	Palm Beach	FSL	5-3	2.81	27	6	0	0	3	64.0	66	28	20	3	4	19	44	6	2
Minor League Totals			16-21	3.79	100	43	0	0	7	299.0	307	168	126	18	15	115	232	45	5

Notes:

- Final five appearances of 2017 came as a starter for Palm Beach, going 3-1 with a 0.58 ERA with 25 strikeouts in 31.1 innings
- Did not allow an earned run in 11 consecutive appearances between 5/3-6/8/17 (13.0 IP, 11 K) for Single-A Peoria and Palm Beach
- Named Florida State League Pitcher of the Week for 8/7-8/13/17 (7.0 IP, 2 H, 7 K) and the Scout.com 2013 Dominican Summer League Cardinals Pitcher of the Year




Darren SEFERINA • INF

Height - 5'9 Bats - L Born - 1/24/94 at Willemstad, Curacao

Weight - 175 Throws - R Resides - Boynton Beach, FL

SCHOOL - Miami Dade CC

HOW OBTAINED - Cardinals' 5th round selection (165th overall) in the June, 2014 First-Year Player Draft



YR	CLUB	LG	AVG	G	AB	R	H	2B	3B	HR	RBI	SH	SF	HP	BB	SO	SB	CS	E
14	State College	NYP	.294	51	194	28	57	8	3	0	9	1	3	0	21	48	20	5	8
15	Peoria	MID	.295	107	410	58	121	26	12	4	33	2	1	1	37	88	23	17	13
16	Palm Beach	FSL	.247	70	275	34	68	7	5	1	15	4	3	2	25	68	32	6	11
17	Palm Beach	FSL	.278	70	270	36	75	11	9	2	29	1	0	0	33	61	9	4	7
	Springfield	TEX	.277	48	173	31	48	6	1	5	16	1	1	1	21	42	10	3	8
Minor League Totals			.279	346	1322	187	369	58	30	12	102	9	8	4	137	307	94	35	38

Notes:


- Logged a 12-game hitting streak with Springfield from 7/14-7/26/17, going 23-for-48 (.479) with two homers, six RBIs and 11 runs
- Has successfully swiped 70 of 90 bases (77.8%) the past two seasons after a steal success rate of just 57.5% in 2015 (23-40),
- Was named Florida State League Player of the Week for 6/26-7/2/17
- His 12 triples in 2015 were the most by any player in the entire Cardinals system
- Named a 2017 Florida State League Mid-Season All-Star, a 2015 Midwest League Post-Season All-Star and a 2014 New York-Penn League Mid-Season All-Star

Edmundo SOSA • SS

Height - 5'11 Bats - R Born - 3/6/96 at Panama City, Panama

Weight - 170 Throws - R Resides - Panama City, Panama

HOW OBTAINED - Signed by the Cardinals as an International Free Agent on July 2, 2012



YR	CLUB	LG	AVG	G	AB	R	H	2B	3B	HR	RBI	SH	SF	HP	BB	SO	SB	CS	E
13	DSL Cardinals	DSL	.314	47	169	33	53	8	3	3	27	1	3	3	22	15	7	5	14
14	GCL Cardinals	GCL	.275	52	207	37	57	8	5	1	23	1	3	4	18	29	8	5	11
	State College	NYP	.200	3	5	0	1	0	0	0	0	0	0	0	2	0	0	1	
15	Johnson City	APP	.300	49	200	30	60	8	4	7	16	1	0	6	16	38	6	2	7
16	Peoria	MID	.268	88	351	42	94	13	1	3	30	3	3	2	19	71	5	4	15
	Palm Beach	FSL	.294	9	34	3	10	0	2	0	4	0	0	0	1	8	0	0	0
17	Springfield	TEX	.000	1	4	0	0	0	0	0	0	0	0	0	1	0	0	0	0
	Palm Beach	FSL	.285	51	193	25	55	10	1	0	14	4	1	1	12	34	3	0	12
	GCL Cardinals	GCL	.364	6	22	7	8	1	0	1	2	0	0	0	1	2	0	0	0
Minor League Totals			.285	306	1185	177	338	48	16	15	116	10	10	16	90	199	29	16	60

Notes:

- Was ranked as the Cardinals #5 prospect by MLB.com as recently as 2015 and is currently ranked as the Cardinals #16 prospect heading into the 2018 season
- Made Double-A debut with Springfield on 6/16/17 against Arkansas, going 0-4 with a walk. Would not play with Springfield again in 2017 after being placed on the Disabled List on 6/18 and being sent to the GCL Cardinals and High-A Palm Beach Cardinals upon activation
- Named a 2016 Midwest League Mid-Season All-Star, a 2015 Appalachian League Post-Season All-Star and a 2014 MiLB.com Organization All-Star

Thomas SPITZ • RF

Height - 6'1 Bats - R Born - 4/16/92 at West Chester, PA

Weight - 180 Throws - R Resides - West Chester, PA

SCHOOL - Wingate (NC) University

HOW OBTAINED - Cardinals' 32nd round selection (971st overall) in the June, 2015 First-Year Player Draft



YR	CLUB	LG	AVG	G	AB	R	H	2B	3B	HR	RBI	SH	SF	HP	BB	SO	SB	CS	E
15	State College	NYP	.233	66	232	35	54	5	3	0	18	0	1	2	30	47	11	1	4
16	Peoria	MID	.261	67	218	33	57	5	2	1	23	4	2	3	24	37	9	6	3
	Springfield	TEX	.250	4	16	1	4	1	0	0	2	0	1	0	1	4	1	0	2
	Palm Beach	FSL	.247	47	166	21	41	8	1	3	20	2	2	2	25	28	4	5	4
17	Springfield	TEX	.167	11	18	1	3	1	0	0	1	0	0	0	0	8	1	0	0
	Palm Beach	FSL	.253	101	360	57	91	16	2	5	27	2	3	3	46	88	11	4	8
Minor League Totals			.248	296	1010	148	250	36	8	9	91	8	9	10	126	212	37	16	23

Notes:

- Made Double-A debut on 9/16/16 in Frisco, going 1-4 with a walk and a steal
- On 5/26/16 put out a house fire started from a lightning bolt with Class-A Peoria teammate R.J. Dennard and then singled and scored later that night against Kane County
- Has had two mid-season stints with Springfield (2016, 2017), hitting 7-34 (.206) with a pair of doubles
- His .340 OBP in 2017 with Class-A Palm Beach was second on the team among players with at least 100 at-bats

Lane THOMAS • CF

Height - 6'1 Bats - R Born - 8/23/95 at Knoxville, TN

Weight - 210 Throws - R Resides - Knoxville, TN

SCHOOL - Bearden, HS (Knoxville, TN)

HOW OBTAINED - Acquired by the Cardinals in a trade with the Blue Jays for Other Considerations on July 2, 2017



YR	CLUB	LG	AVG	G	AB	R	H	2B	3B	HR	RBI	SH	SF	HP	BB	SO	SB	CS	E
14	GCL Blue Jays	GCL	.260	34	131	21	34	8	4	0	11	0	0	0	21	33	7	3	8
	Bluefield	APP	.323	18	65	10	21	4	0	1	8	0	1	1	6	16	2	0	6
15	Vancouver	NWL	.225	43	169	20	38	13	0	5	33	0	5	1	8	34	5	4	13
	Lansing	MID	.114	9	35	1	4	2	0	0	2	0	0	0	3	10	1	0	7
16	GCL Blue Jays	GCL	.429	6	21	8	9	5	0	1	4	0	0	0	2	6	2	1	0
	Lansing	MID	.216	81	282	50	61	14	1	7	27	2	0	3	45	107	17	5	6
17	Dunedin	FSL	.252	73	274	34	69	12	6	4	38	1	4	2	27	84	8	7	5
	Palm Beach	FSL	.257	9	35	5	9	0	1	0	3	0	1	0	3	10	2	2	0
Minor League Totals			.242	273	1012	149	245	58	12	18	126	3	11	7	115	300	44	22	45

Notes:

- Originally drafted by the Blue Jays in the 5th round (144th overall) of the June, 2014 First-Year Player Draft
- Debuted in the Cardinals organization with High-A Palm Beach against the Bradenton Marauders on 7/4/17, going 1-for-4
- Has a .987 career outfield fielding percentage in 173 games with a career-high .993 fielding percentage in 2016 between Low-A Lansing and Rookie-Level Bluefield
- Has shown a propensity for throwing out runners throughout his career with 23 outfield assists in 173 games
- Spent two stints on the Disabled List for Single-A Palm Beach in 2017 from 7/9-7/16 and 7/21-9/26

Ramon URIAS • INF

Height - 5'10 Bats - R Born - 6/3/94 at Magdalena de Kino, MX
 Weight - 150 Throws - R Resides - Mexico City, MX

HOW OBTAINED - Signed by the Cardinals as an International Free Agent on Jan. 4, 2018



YR	CLUB	LG	AVG	G	AB	R	H	2B	3B	HR	RBI	SH	SF	HP	BB	SO	SB	CS	E
11	DSL Rangers	DSL	.213	49	122	14	26	5	0	1	13	4	2	9	15	20	2	1	2
12	DSL Rangers	DSL	.268	56	190	28	51	11	0	1	36	6	3	10	14	16	3	3	8
13	Mexico City	MEX	.300	12	10	3	3	1	0	0	3	1	0	0	0	2	0	1	0
14	Mexico City	MEX	.262	85	233	37	61	12	3	6	39	3	0	11	17	46	4	6	5
15	Mexico City	MEX	.351	106	399	91	140	20	4	10	55	12	4	11	32	52	12	8	10
16	Mexico City	MEX	.301	43	136	42	41	9	1	0	20	0	1	14	14	26	6	2	12
17	Mexico City	MEX	.340	106	388	91	132	29	3	19	79	4	3	25	41	75	12	10	18
Minor League Totals			.307	457	1478	306	454	87	11	37	245	45	14	100	133	237	39	31	55

Notes:

- Ranked fifth in the Mexican League in 2017 in on-base percentage (.433), fourth in slugging (.577), third in extra-base hits (51) and first in runs (91). His 2015 .351 batting average ranked fourth in the Mexican League
- Recorded eight four-hit games for the Mexico City Red Devils between the 2015 and 2017 seasons with five coming in 2017
- Previously signed with the Rangers as a 16 year old in 2010 before Texas sold his rights to Mexico City in 2013
- Put up a .319/.429/.413 batting line in the 2017 Mexican Pacific Winter League

Ross VANCE • LHP

Height - 6'0 Bats - L Born - 12/7/91 at McKinney, TX
 Weight - 180 Throws - L Resides - Visalia, CA

SCHOOL - West Virginia

HOW OBTAINED - Signed by the Cardinals as a Non-Drafted Free Agent on June 16, 2016



YR	CLUB	LG	W-L	ERA	G	GS	CG	SHO	SV	IP	H	R	ER	HR	HB	BB	SO	WP	BK
16	Johnson City	APP	3-0	2.48	14	3	0	0	0	40.0	34	14	11	2	6	8	54	3	0
17	Springfield	TEX	0-0	0.00	2	0	0	0	1	2.0	2	0	0	0	1	1	0	1	1
	Palm Beach	FSL	2-6	5.31	38	3	0	0	5	59.1	76	41	35	1	11	27	64	4	0
Minor League Totals			5-6	4.09	54	6	0	0	6	101.1	112	55	46	3	18	36	118	8	1

Notes:

- Debuted with Springfield on 4/21/17 with a scoreless inning against Arkansas. Did the same on 4/28/17 before being re-assigned to Single-A Palm Beach on 5/2/17
- Posted seven-straight scoreless relief appearances spanning 9.0 innings (9 K) from 5/28-6/19/17 for High-A Palm Beach
- Signed from the Birmingham Bloomfield Beavers of the United Shore Professional Baseball League (USPBL), becoming the first played from the USPBL to sign with a Major League organization

Jake WOODFORD • RHP

Height - 6'4 Bats - R Born - 10/28/96 at Tampa, FL
 Weight - 210 Throws - R Resides - Tampa, FL

SCHOOL - Plant HS (Tampa, FL)

HOW OBTAINED - Cardinals' 1st round selection (39th overall) in the June, 2015 First-Year Player Draft



YR	CLUB	LG	W-L	ERA	G	GS	CG	SHO	SV	IP	H	R	ER	HR	HB	BB	SO	WP	BK
15	GCL Cardinals	GCL	1-0	2.39	8	5	0	0	1	26.1	26	10	7	1	2	7	21	3	0
16	Peoria	MID	5-5	3.31	21	21	0	0	0	108.2	104	47	40	7	6	37	82	4	1
17	Palm Beach	FSL	7-6	3.10	23	21	0	0	0	119.0	128	57	41	7	9	39	72	5	0
Minor League Totals			13-11	3.12	52	47	0	0	1	254.0	258	114	88	15	17	83	175	12	1

Notes:

- Major League Spring Training Non-Roster Invitee is ranked by MLB.com as Cardinals #22 prospect entering the 2018 season
- His 3.10 ERA led the Florida State League in 2017
- Led Palm Beach with 119.0 innings in 2017 and was second on Peoria in 2016 with 108.2 innings
- Named a 2016 Midwest League Mid-Season All-Star
- Woodford was under-the-radar ahead of the 2015 draft with scouts initially visiting Plant High School (Tampa, FL) to see teammate Kyle Tucker, who was drafted 5th overall in 2015 by the Astros

J.B. WOODMAN • OF

Height - 6'2 Bats - L Born - 12/13/94 at Orlando, FL
 Weight - 195 Throws - R Resides - Orlando, FL

SCHOOL - Mississippi

HOW OBTAINED - Acquired by the Cardinals in a trade with the Blue Jays for Aledmys Diaz on Dec. 1, 2017



YR	CLUB	LG	AVG	G	AB	R	H	2B	3B	HR	RBI	SH	SF	HP	BB	SO	SB	CS	E
16	Vancouver	NWL	.272	54	195	28	53	18	1	3	24	0	3	4	30	72	10	2	0
	Lansing	MID	.441	9	34	5	15	2	0	1	5	0	1	0	4	13	0	1	2
17	Lansing	MID	.240	96	362	44	87	19	5	7	45	2	5	5	40	157	8	4	10
Minor League Totals			.262	159	591	77	155	39	6	11	74	2	9	9	74	242	18	7	12

Notes:

- Hit safely in all nine games with High-A Lansing after being called up from Short-A Vancouver on 8/27/16
- Named a 2016 MiLB.com Organization All-Star for the Blue Jays system
- Drafted by the Blue Jays in the 2nd round (57th overall) of the June, 2016 First-Year Player Draft
- Was drafted by the Mets in the 40th round (1,196th overall) of the June, 2013 First-Year Player Draft out of Edgewater HS (Orlando, FL) but did not sign
- Became 23rd All-American in Mississippi program history after being named a *Baseball America* Second Team All-American in 2016
- With 14 home runs as a junior at Mississippi in 2016, became the first Rebel to lead the SEC in homers since 1977

Andy YOUNG • INF

Height - 6'0 Bats - R Born - 5/10/94 at West Fargo, ND
 Weight - 195 Throws - R Resides - West Fargo, ND

SCHOOL - Indiana State

HOW OBTAINED - Cardinals 37th round selection (1,126th overall) in the June, 2016 First-Year Player Draft



YR	CLUB	LG	AVG	G	AB	R	H	2B	3B	HR	RBI	SH	SF	HP	BB	SO	SB	CS	E
16	GCL Cardinals	GCL	.323	11	31	7	10	2	1	0	5	1	0	4	7	3	0	0	1
	State College	NYP	.261	42	161	26	42	3	5	3	19	2	3	6	10	44	3	0	6
17	Peoria	MID	.284	58	211	31	60	11	4	12	38	1	0	10	22	54	5	2	2
	Palm Beach	FSL	.265	57	196	24	52	9	0	5	20	1	4	10	10	49	3	0	4
	Springfield	TEX	.667	2	3	2	2	0	0	0	1	0	0	1	1	1	0	0	0
Minor League Totals			.276	170	602	90	166	25	10	20	83	5	7	31	50	151	11	2	13

Notes:

- Reached Double-A Springfield in his first full season in the Cardinals system, going 1-for-2 with two runs and walk in his debut in Tulsa on 9/3/17
- Was set to participate in the Midwest League Home Run Derby after hitting 12 home runs in 58 games for Low-A Peoria but was called up to High-A Palm Beach just before the All-Star Break
- Was named a 2017 MiLB.com Organization All-Star and a 2017 Midwest League Mid-Season All-Star
- Named an All-Missouri Valley Conference Second Team selection at third base for his efforts during the 2016 season at Indiana State

2017 STATISTICS/RESULTS



2017 TEXAS LEAGUE STANDINGS

FIRST HALF	WON	LOST	PCT.	GB	MANAGER
<i>NORTH DIVISION</i>					
NW Arkansas Naturals.....	39	31	.557	--	Vance Wilson
Springfield Cardinals.....	35	35	.500	4.0	Johnny Rodriguez
Tulsa Drillers.....	33	37	.471	6.0	Ryan Garko
Arkansas Travelers.....	32	38	.457	7.0	Daren Brown

<i>SOUTH DIVISION</i>					
San Antonio Missions.....	41	29	.586	--	Phillip Wellman
Midland Rockhounds.....	35	35	.500	6.0	Fran Riordan
Corpus Christi Hooks.....	34	36	.486	7.0	Rodney Linares
Frisco RoughRiders.....	31	39	.443	10.0	Joe Mikulik

SECOND HALF	WON	LOST	PCT.	GB	MANAGER
<i>NORTH DIVISION</i>					
Tulsa Drillers.....	44	26	.629	--	Ryan Garko/Scott Hennessey
Springfield Cardinals.....	42	28	.600	2.0	Johnny Rodriguez
Arkansas Travelers.....	33	37	.471	11.0	Daren Brown
NW Arkansas Naturals.....	28	42	.400	16.0	Vance Wilson

<i>SOUTH DIVISION</i>					
San Antonio Missions.....	37	33	.529	--	Phillip Wellman
Corpus Christi Hooks.....	33	35	.485	3.0	Rodney Linares
Midland Rockhounds.....	32	36	.471	4.0	Fran Riordan
Frisco RoughRiders.....	29	41	.414	8.0	Joe Mikulik

2017 OVERALL STANDINGS

NORTH DIVISION	WON	LOST	PCT	GB	MANAGER
Tulsa Drillers	77	63	.550	--	Ryan Garko/Scott Hennessey
Springfield Cardinals	77	63	.550	--	Johnny Rodriguez
NW Arkansas Naturals	67	73	.479	10.0	Vance Wilson
Arkansas Travelers	65	75	.464	12.0	Daren Brown

<i>SOUTH DIVISION</i>					
San Antonio Missions	78	62	.557	--	Phillip Wellman
Corpus Christi Hooks	67	71	.486	10.0	Rodney Linares
Midland Rockhounds	67	71	.486	10.0	Fran Riordan
Frisco RoughRiders	60	80	.429	18.0	Joe Mikulik

TULSA DEFEATS NORTHWEST ARKANSAS, 3-2, IN NORTH DIVISION FINALS
 MIDLAND DEFEATS SAN ANTONIO, 3-2, IN SOUTH DIVISION FINALS
 MIDLAND DEFEATS TULSA, 3-2, IN TEXAS LEAGUE CHAMPIONSHIP



A 2017 All-Star at both the Double-A and Triple-A levels in 2017, Jack Flaherty's 10 starts with Springfield were some of the most dominant in recent Texas League history. The former 1st-round pick posted a 7-2 record with a 1.42 ERA over 63.1 innings (62 K) in 10 starts before being called up to Memphis and later making his MLB debut with St. Louis.

ESCAPE
TO *cardinals* **BASEBALL**

2017 SPRINGFIELD AWARD WINNERS

ST. LOUIS CARDINALS MINOR LEAGUE PLAYER AND PITCHER OF THE YEAR

2017 Player of the Year - **Harrison Bader** (AAA-Memphis)
2017 Pitcher of the Year - **Jack Flaherty** (Springfield, AAA-Memphis, St. Louis)

ST. LOUIS CARDINALS MINOR LEAGUE PLAYERS AND PITCHERS OF THE MONTH

April, 2017	Jack Flaherty4-0, 0.56 ERA, 5GS, 32.1 IP, 22H, 2ER, 4BB, 28K
May, 2017	Matt Pearce5-0, 0.69 ERA, 5GS, 39.0 IP, 27H, 3ER, 4BB, 28K
August, 2017	Austin Gomber5-0, 0.92 ERA, 6GS, 39.2IP, 18H, 4ER, 12BB, 44K

TEXAS LEAGUE PLAYERS OF THE YEAR

2017 Pitcher of the Year - **Dakota Hudson**

TEXAS LEAGUE PLAYERS OF THE MONTH

April, 2017	Jack Flaherty4-0, 0.56 ERA, 5GS, 32.1 IP, 22H, 2ER, 4BB, 28K
May, 2017	Matt Pearce5-0, 0.69 ERA, 5GS, 39.0 IP, 27H, 3ER, 4BB, 28K
August, 2017	Austin Gomber5-0, 0.92 ERA, 6GS, 39.2IP, 18H, 4ER, 12BB, 44K

TEXAS LEAGUE PLAYERS AND PITCHERS OF THE WEEK

April 17 - April 23	Jack Flaherty2-0, 2 GS, 13.2 IP, 8H, 0 R, 2 BB, 14K
May 15 - May 21	Anthony GarciaHit .391 (9-23), 2 HR, 10 RBI, 6 R, 7G
May 15 - May 21	Matt Pearce2-0, 2 GS, 16.0 IP, 16H, 3 R, 1 BB, 13K
July 10 - July 16	Zac Gallen0-1, 2 G, 12.0 IP, 13H, 3 R, 3 BB, 8K

CARDINALS SELECTED TO ALL-STAR GAME

(held at Dr Pepper Ballpark in Frisco, TX on 6/27/17)

Corey Baker, RP0.2 IP, 5 H, 3 R, 3 ER, 1 K
Anthony Garcia, OF0-1, 1 K
Dakota Hudson, SP (Starter) ...1.0 IP, 1 BB
Oscar Mercado, CF1-4
Matt Pearce, SP1.0 IP, 4 H, 3 R, 3 ER
Jack Flaherty, SPDNP
Adolis Garcia, OFDNP
Alex Mejia, SSDNP

CARDINALS SELECTED TO POSTSEASON ALL-STAR TEAM

(announced near end of season)

Jack Flaherty, SP
Anthon Garcia, OF
Dakota Hudson, SP
Matt Pearce, SP

2017 CARDINALS FINAL BATTING STATISTICS

CARDINALS INDIVIDUAL BATTING TOTALS

Table with columns: BATTERS, AVG, G, AB, R, H, 2B, 3B, HR, RBI, TB, BB, IBB, SO, SB, CS, OBP, SLG, OPS, SF, SAC, HBP, DP, E. Lists individual player stats for the 2017 Cardinals.

2017 CARDINALS FINAL PITCHING STATISTICS

CARDINALS INDIVIDUAL PITCHING TOTALS

Table with columns: PITCHERS, W, L, ERA, G, GS, CG, SHO, SV, SVO, IP, H, R, ER, HR, BB, IBB, SO, BK, WP, GO/AO, DP, WHIP, AVG, HLD. Lists individual pitcher stats for the 2017 Cardinals.

2017 CARDINALS LEADERS

BATTING

Table listing batting leaders: Average (.Knizner), Runs (Mercado), Hits (Mercado), OBP (Nogowski), SLG (Anthony Garcia), etc.

PITCHING

Table listing pitching leaders: ERA (starter) (Flaherty), ERA (reliever) (Hergert), Wins (Gomber), etc.

FRONT OFFICE 2018 CARDINALS 2017 REVIEW HISTORY MINOR LEAGUES TEXAS LEAGUE MISC.

FRONT OFFICE 2018 CARDINALS 2017 REVIEW HISTORY MINOR LEAGUES TEXAS LEAGUE MISC.

2017 CARDINALS BATTING TOTALS

CARDINALS HOME BATTING

PLAYER	AVG	G	AB	R	H	2B	3B	HR	RBI	BB	SO	SB	CS	SLG	OBP	E
Alvarez, Eliezer	.360	23	75	12	27	9	1	1	17	5	20	1	1	.547	.398	7
Arozarena, Randy	.294	26	85	20	25	6	0	2	7	14	16	5	1	.435	.390	0
Caldwell, Bruce	.238	52	172	28	41	8	1	10	33	28	58	1	0	.471	.353	6
Cruz, Luis	.182	3	11	1	2	0	0	0	0	1	5	0	0	.182	.250	0
Diekroeger, Danny	.353	7	17	2	6	0	1	0	2	1	3	0	0	.471	.389	0
Drake, Blake	.143	4	14	0	2	0	0	0	0	3	3	0	1	.143	.294	1
Edman, Tommy	.235	33	115	10	27	4	1	1	11	7	14	4	1	.313	.274	1
Garcia, Anthony	.292	52	178	34	52	9	1	11	43	20	35	2	0	.539	.373	1
Garcia, Jose Adolis	.318	48	176	25	56	15	0	8	33	16	36	7	5	.540	.376	3
Grayson, Casey	.232	27	82	11	19	1	0	2	7	13	25	0	0	.317	.337	1
Grichuk, Randal	.250	1	4	1	1	0	0	1	3	0	2	0	0	1.000	.250	0
Jenner, Jesse	.309	19	68	9	21	4	0	3	10	1	10	0	0	.500	.319	3
Knizner, Andrew	.340	29	103	17	35	10	0	3	16	6	13	0	1	.524	.374	1
Lino, Gabriel	.275	28	91	13	25	9	0	2	15	9	30	0	0	.440	.346	0
Martinez, Jeremy	.000	1	2	0	0	0	0	0	0	1	0	0	0	.000	.333	1
Martini, Nick	.220	11	50	6	11	1	0	2	8	1	7	0	0	.360	.235	0
Mejia, Alex	.252	28	103	14	26	11	0	1	12	6	18	0	0	.388	.295	3
Mercado, Oscar	.298	58	225	38	67	11	2	6	20	19	57	20	9	.444	.367	1
Nogowski, John	.344	29	96	16	33	6	0	0	10	13	4	0	0	.406	.422	0
Pina, Leobaldo	.167	4	12	1	2	0	0	0	0	3	0	0	0	.167	.167	1
Piscotty, Stephen	.143	3	7	0	1	0	0	0	1	1	1	0	0	.143	.250	0
Seferina, Darren	.349	25	83	18	29	3	1	2	10	10	14	5	1	.482	.415	5
Sierra, Magneuris	.309	38	152	18	47	10	3	1	23	10	19	9	2	.434	.355	1
Sosa, Edmundo	.000	1	4	0	0	0	0	0	0	1	0	0	0	.000	.200	0
Spitz, Thomas	.000	5	6	0	0	0	0	0	0	0	3	0	0	.000	.000	0
Thon, Dickie Joe	.264	25	87	11	23	7	1	3	11	4	31	1	0	.471	.293	2
Turgeon, Casey	.227	17	44	8	10	2	1	0	3	7	11	1	0	.318	.333	0
Wilson, Jacob	.278	65	212	40	59	9	1	14	40	26	44	1	2	.528	.368	4
Wong, Kolten	.400	4	15	3	6	2	0	1	4	2	1	0	0	.733	.471	0
Team Total	.284	70	2328	358	660	138	14	74	342	226	500	57	24	.450	.351	50

2017 CARDINALS BATTING TOTALS

CARDINALS ROAD BATTING

PLAYER	AVG	G	AB	R	H	2B	3B	HR	RBI	BB	SO	SB	CS	SLG	OBP	E
Alvarez, Eliezer	.171	31	111	17	19	2	0	3	9	11	36	7	2	.270	.270	5
Arozarena, Randy	.205	25	78	14	16	4	1	1	2	13	18	3	2	.321	.340	0
Caldwell, Bruce	.257	40	136	19	35	4	0	4	21	24	47	1	1	.375	.380	3
Cruz, Luis	.280	6	25	3	7	2	0	0	3	0	5	0	0	.360	.308	1
Diekroeger, Danny	.171	15	35	1	6	2	0	0	2	3	8	0	2	.229	.237	1
Drake, Blake	.259	8	27	4	7	1	0	2	4	2	4	1	0	.519	.310	1
Edman, Tommy	.260	30	104	10	27	8	1	1	15	9	20	1	1	.385	.325	4
Garcia, Anthony	.296	49	169	23	50	9	1	4	26	20	37	6	2	.432	.368	1
Garcia, Jose Adolis	.241	36	133	18	32	8	0	4	22	10	41	5	3	.391	.291	2
Grayson, Casey	.257	34	113	9	29	5	0	1	5	12	38	0	0	.327	.328	1
Jenner, Jesse	.180	17	50	5	9	0	0	1	8	7	17	0	0	.240	.276	1
Knizner, Andrew	.304	22	79	10	24	3	0	1	6	8	14	0	0	.380	.368	2
Lino, Gabriel	.260	30	100	8	26	6	1	2	13	8	29	0	0	.400	.333	1
Martini, Nick	.306	12	49	7	15	4	0	0	7	10	9	1	0	.388	.424	0
Mejia, Alex	.250	35	124	10	31	6	0	2	12	10	18	1	1	.347	.314	6
Mercado, Oscar	.278	62	252	38	70	9	2	7	26	13	55	18	10	.413	.317	5
Nogowski, John	.252	30	111	16	28	6	0	2	11	14	21	2	0	.360	.341	2
O'Keefe, Brian	.400	1	5	1	2	1	0	0	1	0	2	0	0	.600	.400	0
Seferina, Darren	.211	23	90	13	19	3	0	3	6	11	28	5	2	.344	.304	3
Sierra, Magneuris	.234	43	175	14	41	8	0	0	12	10	40	8	3	.280	.276	2
Spitz, Thomas	.250	6	12	1	3	1	0	0	1	0	5	1	0	.333	.250	0
Thon, Dickie Joe	.207	27	82	3	17	1	1	1	4	7	25	0	0	.280	.270	3
Turgeon, Casey	.222	13	36	7	8	2	0	1	2	9	8	2	0	.361	.391	1
Wilson, Jacob	.218	64	220	23	48	11	0	3	26	24	53	1	1	.309	.306	7
Young, Andy	.667	2	3	2	2	0	0	0	1	1	1	0	0	.667	.800	0
Team Total	.244	70	2361	276	576	106	7	43	246	238	590	63	30	.349	.319	58

FRONT OFFICE

2018 CARDINALS

2017 REVIEW

HISTORY

MINOR LEAGUES

TEXAS LEAGUE

MISC.

FRONT OFFICE

2018 CARDINALS

2017 REVIEW

HISTORY

MINOR LEAGUES

TEXAS LEAGUE

MISC.

2017 CARDINALS BATTING TOTALS

VS. RIGHT-HANDED PITCHERS

PLAYER	AVG	G	AB	R	H	2B	3B	HR	RBI	BB	SO	SB	CS	SLG	OBP
Alvarez, Eliezer	.257		148	23	38	8	1	4	21	14	44	7	3	.405	.323
Arozarena, Randy	.264		106	26	28	9	0	1	4	26	25	8	3	.377	.422
Caldwell, Bruce	.255		231	39	59	11	1	10	46	47	77	2	1	.442	.391
Cruz, Luis	.267		30	4	8	2	0	0	3	1	9	0	0	.333	.313
Diekroeger, Danny	.209		43	2	9	1	1	0	4	2	8	0	2	.279	.244
Drake, Blake	.290		31	4	9	1	0	2	4	4	5	1	1	.516	.371
Edman, Tommy	.232		151	15	35	8	0	1	19	14	25	5	1	.305	.298
Garcia, Anthony	.265		253	37	67	13	1	12	52	30	55	8	1	.466	.349
Garcia, Jose Adolis	.288		233	34	67	18	0	11	48	17	53	11	4	.506	.336
Grayson, Casey	.241		145	16	35	5	0	3	8	17	41	0	0	.338	.321
Grichuk, Randal	.000		1	0	0	0	0	0	0	0	1	0	0	.000	.000
Jenner, Jesse	.216		88	8	19	2	0	3	10	4	24	0	0	.341	.250
Knizner, Andrew	.297		138	17	41	9	0	2	14	10	24	0	1	.406	.351
Lino, Gabriel	.259		143	14	37	10	1	2	17	10	47	0	0	.385	.319
Martinez, Jeremy	.000		2	0	0	0	0	0	0	1	0	0	0	.000	.333
Martini, Nick	.256		82	13	21	4	0	2	11	10	12	1	0	.378	.337
Mejia, Alex	.238		172	17	41	12	0	2	19	10	30	1	0	.343	.285
Mercado, Oscar	.309		353	65	109	17	4	9	35	24	87	36	14	.456	.363
Nogowski, John	.270		152	22	41	5	0	1	14	18	20	2	0	.322	.351
O'Keefe, Brian	.400		5	1	2	1	0	0	1	0	2	0	0	.600	.400
Pina, Leobaldo	.125		8	1	1	0	0	0	0	0	1	0	0	.125	.125
Piscotty, Stephen	.000		5	0	0	0	0	0	1	1	1	0	0	.000	.167
Seferina, Darren	.281		135	25	38	3	1	5	12	16	29	10	3	.430	.362
Sierra, Magneuris	.251		239	25	60	11	2	1	23	16	40	16	3	.326	.301
Sosa, Edmundo	.000		4	0	0	0	0	0	0	1	0	0	0	.000	.200
Spitz, Thomas	.231		13	1	3	1	0	0	1	0	8	1	0	.308	.231
Thon, Dickie Joe	.213		127	11	27	3	2	3	12	8	44	1	0	.339	.257
Turgeon, Casey	.197		66	12	13	2	0	1	4	13	15	2	0	.273	.338
Wilson, Jacob	.224		322	43	72	15	1	10	52	40	82	1	2	.370	.318
Wong, Kolten	.455		11	2	5	1	0	1	3	2	0	0	0	.818	.538
Young, Andy	.500		2	2	1	0	0	0	0	1	1	0	0	.500	.750
Team Total	.256		3504	480	897	173	15	86	442	359	829	113	39	.388	.331

2017 CARDINALS BATTING TOTALS

VS. LEFT-HANDED PITCHERS

PLAYER	AVG	G	AB	R	H	2B	3B	HR	RBI	BB	SO	SB	CS	SLG	OBP
Alvarez, Eliezer	.211		38	6	8	3	0	0	5	2	12	1	0	.289	.311
Arozarena, Randy	.228		57	8	13	1	1	2	5	1	9	0	0	.386	.237
Caldwell, Bruce	.221		77	8	17	1	0	4	8	5	28	0	0	.390	.277
Cruz, Luis	.167		6	0	1	0	0	0	0	0	1	0	0	.167	.167
Diekroeger, Danny	.333		9	1	3	1	0	0	0	2	3	0	0	.444	.455
Drake, Blake	.000		10	0	0	0	0	0	0	1	2	0	0	.000	.091
Edman, Tommy	.279		68	5	19	4	2	1	7	2	9	0	1	.441	.300
Garcia, Anthony	.372		94	20	35	5	1	3	17	10	17	0	1	.543	.429
Garcia, Jose Adolis	.276		76	9	21	5	0	1	7	9	24	1	4	.382	.349
Grayson, Casey	.260		50	4	13	1	0	0	4	8	22	0	0	.280	.362
Grichuk, Randal	.333		3	1	1	0	0	1	3	0	1	0	0	1.333	.333
Jenner, Jesse	.367		30	6	11	2	0	1	8	4	3	0	0	.533	.429
Knizner, Andrew	.409		44	10	18	4	0	2	8	4	3	0	0	.636	.431
Lino, Gabriel	.292		48	7	14	5	0	2	11	7	12	0	0	.521	.397
Martini, Nick	.294		17	0	5	1	0	0	4	1	4	0	0	.353	.333
Mejia, Alex	.291		55	7	16	5	0	1	5	6	6	0	1	.436	.365
Mercado, Oscar	.226		124	11	28	3	0	4	11	8	25	2	5	.347	.279
Nogowski, John	.364		55	10	20	7	0	1	7	9	5	0	0	.545	.453
Pina, Leobaldo	.250		4	0	1	0	0	0	0	0	2	0	0	.250	.250
Piscotty, Stephen	.500		2	0	1	0	0	0	0	0	0	0	0	.500	.500
Seferina, Darren	.263		38	6	10	3	0	0	4	5	13	0	0	.342	.341
Sierra, Magneuris	.318		88	7	28	7	1	0	12	4	19	1	2	.420	.348
Spitz, Thomas	.000		5	0	0	0	0	0	0	0	0	0	0	.000	.000
Thon, Dickie Joe	.310		42	3	13	5	0	1	3	3	12	0	0	.500	.356
Turgeon, Casey	.357		14	3	5	2	1	0	1	3	4	1	0	.643	.471
Wilson, Jacob	.318		110	20	35	5	0	7	14	10	15	1	1	.555	.392
Wong, Kolten	.250		4	1	1	1	0	0	1	0	1	0	0	.500	.250
Young, Andy	1.000		1	0	1	0	0	0	1	0	0	0	0	1.000	1.000
Team Total	.286		1185	154	339	71	6	31	146	105	261	7	15	.435	.347

2017 CARDINALS PITCHING TOTALS

CARDINALS HOME PITCHING

PITCHERS	W	L	ERA	G	GS	CG	SHO	SV	IP	H	R	ER	HR	HB	BB	SO	WP	AVG
Alcantara, Sandy	3	2	4.94	12	10	0	0	0	54.2	59	30	30	9	5	26	51	11	.274
Baker, Corey	1	0	3.13	14	0	0	0	4	23.0	21	9	8	1	1	6	20	3	.250
Bard, Daniel	0	0	9.00	4	0	0	0	0	3.0	1	3	3	0	0	8	3	2	.111
Beck, Landon	0	1	2.75	18	0	0	0	3	19.2	16	8	6	1	1	6	20	2	.208
Bray, Tyler	5	0	2.33	19	0	0	0	1	27.0	24	10	7	1	2	12	20	2	.235
Carter, Eric	0	0	0.00	2	0	0	0	0	2.0	0	0	0	0	0	1	0	0	.000
Echemendia, Pedro	2	2	4.10	19	1	0	0	1	37.1	44	22	17	4	3	11	19	2	.314
Ellis, Chris	2	6	4.99	11	10	0	0	0	52.1	52	30	29	4	4	21	48	3	.257
Evans, Jacob	0	1	4.50	7	0	0	0	0	8.0	11	4	4	1	1	4	8	1	.324
Flaherty, Jack	3	1	1.42	5	5	0	0	0	31.2	23	5	5	2	0	8	35	1	.202
Gallen, Zac	2	2	4.35	7	7	0	0	0	39.1	43	20	19	5	2	6	24	0	.274
Gomber, Austin	5	3	3.32	13	13	0	0	0	78.2	60	35	29	9	6	27	88	3	.209
Hawkins, Chandler	0	0	5.00	8	0	0	0	0	9.0	6	8	5	2	2	7	8	1	.188
Helsley, Ryan	1	1	3.93	3	3	0	0	0	18.1	17	10	8	3	0	4	22	2	.236
Herget, Kevin	1	1	0.90	7	0	0	0	3	10.0	8	1	1	0	0	2	9	1	.250
Hudson, Dakota	6	0	1.70	8	8	0	0	0	53.0	50	14	10	1	3	13	45	6	.248
Jones, Connor	1	0	2.70	1	1	0	0	0	6.2	6	2	2	1	0	3	2	0	.261
Littrell, Corey	1	1	3.94	13	0	0	0	0	16.0	15	7	7	1	1	11	13	1	.250
Lyons, Tyler	1	0	3.60	1	1	0	0	0	5.0	3	2	2	1	0	0	3	0	.167
Martinez, Dailyn	0	1	10.38	3	0	0	0	0	4.1	11	5	5	1	0	2	0	1	.524
McKinney, Ian	1	0	3.38	9	1	0	0	0	16.0	19	6	6	1	0	7	9	1	.306
McKnight, Blake	0	2	5.89	12	0	0	0	1	18.1	23	12	12	2	1	8	11	0	.315
Morales, Andrew	2	0	0.57	10	0	0	0	2	15.2	11	1	1	1	0	6	20	2	.196
Nielsen, Trey	0	0	14.54	4	0	0	0	0	4.1	12	8	7	1	0	1	4	0	.480
Pearce, Matt	6	2	2.98	10	10	1	0	0	66.1	59	23	22	9	4	12	41	0	.239
Reed, Jimmy	0	0	15.43	1	0	0	0	0	2.1	3	4	4	1	1	1	2	0	.300
Siegrist, Kevin	0	0	9.00	2	0	0	0	0	2.0	4	2	2	0	0	1	2	0	.400
Vance, Ross	0	0	0.00	1	0	0	0	0	1.0	1	0	0	0	0	1	0	1	.250
Wick, Rowan	0	0	3.75	8	0	0	0	1	12.0	14	5	5	1	0	4	9	0	.292
Team Total	43	27	3.62	70	70	1	6	16	637.0	616	286	256	63	37	219	536	46	.254

2017 CARDINALS PITCHING TOTALS

CARDINALS ROAD PITCHING

PITCHERS	W	L	ERA	G	GS	CG	SHO	SV	IP	H	R	ER	HR	HB	BB	SO	WP	AVG
Alcantara, Sandy	4	3	3.82	13	12	0	0	0	70.2	66	34	30	4	10	28	55	9	.251
Baker, Corey	1	1	1.59	11	0	0	0	2	17.0	19	3	3	1	1	5	12	0	.302
Bard, Daniel	0	1	11.12	6	0	0	0	0	5.2	5	7	7	0	2	11	4	2	.278
Beck, Landon	1	3	4.71	19	0	0	0	3	21.0	25	16	11	2	3	11	24	4	.291
Bowen, Brady	0	0	0.00	1	0	0	0	0	2.1	0	0	0	0	0	0	2	0	.000
Bray, Tyler	3	0	3.51	18	0	0	0	1	25.2	25	11	10	1	5	17	26	1	.260
Carter, Eric	0	0	0.00	1	0	0	0	0	0.1	1	0	0	0	0	1	1	0	.500
Echemendia, Pedro	0	2	4.41	19	2	0	0	4	34.2	37	18	17	5	4	5	22	2	.274
Ellis, Chris	3	3	3.86	8	7	0	0	0	46.2	46	21	20	3	4	11	47	3	.254
Evans, Jacob	1	2	0.93	7	0	0	0	0	9.2	9	7	1	1	0	4	13	0	.231
Flaherty, Jack	4	1	1.42	5	5	0	0	0	31.2	24	5	5	0	0	3	27	0	.209
Gallen, Zac	2	3	3.09	6	6	0	0	0	32.0	33	13	11	3	0	13	18	2	.264
Gomber, Austin	5	4	3.36	13	13	0	0	0	64.1	56	29	24	8	0	24	52	2	.231
Hawkins, Chandler	0	1	3.09	8	0	0	0	0	11.2	10	4	4	2	2	6	5	0	.227
Helsley, Ryan	2	0	1.17	3	3	0	0	0	15.1	8	2	2	1	1	11	19	1	.151
Herget, Kevin	0	1	2.89	6	0	0	0	2	9.1	9	3	3	1	1	1	12	0	.265
Hudson, Dakota	3	3	3.25	10	10	1	0	0	61.0	61	24	22	4	5	21	32	4	.261
Littrell, Corey	0	1	4.34	15	0	0	0	0	18.2	13	11	9	1	2	9	13	5	.191
Martinez, Dailyn	0	0	3.86	4	1	0	0	0	9.1	12	4	4	0	0	4	3	0	.333
McKinney, Ian	0	0	9.45	5	1	0	0	0	6.2	9	7	7	2	0	4	1	2	.321
McKnight, Blake	1	3	7.84	12	1	0	0	1	20.2	29	25	18	3	2	11	11	4	.330
Morales, Andrew	0	1	8.59	9	0	0	0	0	7.1	13	7	7	0	1	5	8	3	.394
Nielsen, Trey	1	0	4.38	6	2	0	0	1	12.1	9	6	6	5	0	4	9	0	.200
Pearce, Matt	3	3	3.30	7	7	1	1	0	43.2	40	16	16	1	2	8	25	1	.240
Reed, Jimmy	0	0	4.15	2	0	0	0	0	4.1	4	3	2	0	0	2	2	0	.250
Vance, Ross	0	0	0.00	1	0	0	0	0	1.0	1	0	0	0	1	0	0	0	.333
Wick, Rowan	0	0	0.00	8	0	0	0	4	9.2	2	0	0	0	1	7	8	1	.069
Team Total	34	36	3.63	70	70	2	7	18	592.2	566	276	239	48	47	226	451	46	.252

2017 CARDINALS PITCHING TOTALS

VS. RIGHT-HANDED BATTERS

PITCHER	ERA	IP	H	R	ER	HR	HB	BB	SO	WP	AVG
Alcantara, Sandy	3.34	67.1	72	27	25	6	15	20	61	12	.272
Baker, Corey	1.03	26.1	21	3	3	0	2	3	23	3	.233
Bard, Daniel	4.26	6.1	5	3	3	0	0	8	4	4	.250
Beck, Landon	2.10	25.2	23	7	6	1	3	8	26	3	.228
Bowen, Brady	0.00	2.0	0	0	0	0	0	0	2	0	.000
Bray, Tyler	2.06	35.0	23	9	8	0	2	12	28	1	.189
Carter, Eric	0.00	1.2	1	0	0	0	0	1	0	0	.167
Echemendia, Pedro	4.46	42.1	39	25	21	5	7	12	27	2	.258
Ellis, Chris	3.29	54.2	53	21	20	2	7	15	55	5	.251
Evans, Jacob	2.89	9.1	10	7	3	0	1	5	12	0	.256
Flaherty, Jack	1.64	38.1	27	7	7	2	0	5	38	0	.196
Gallen, Zac	3.55	38.0	32	16	15	5	1	9	23	1	.224
Gomber, Austin	3.30	103.2	79	45	38	12	3	38	115	2	.208
Hawkins, Chandler	3.55	12.2	8	7	5	2	1	8	8	0	.178
Helsley, Ryan	3.50	18.0	15	7	7	3	1	8	25	1	.217
Herget, Kevin	2.63	13.2	12	4	4	1	0	2	14	1	.267
Hudson, Dakota	2.18	62.0	51	20	15	3	7	15	45	5	.227
Jones, Connor	3.86	4.2	4	2	2	1	0	2	2	0	.250
Littrell, Corey	6.46	15.1	18	12	11	2	1	12	12	2	.281
Lyons, Tyler	4.91	3.2	3	2	2	1	0	0	2	0	.214
Martinez, Dailyn	5.00	9.0	14	5	5	0	0	4	2	1	.424
McKinney, Ian	4.15	13.0	15	6	6	2	0	6	8	2	.283
McKnight, Blake	5.92	24.1	28	21	16	4	1	10	15	3	.289
Morales, Andrew	3.75	12.0	18	5	5	0	1	6	15	4	.353
Nielsen, Trey	5.40	8.1	11	5	5	1	0	2	8	0	.306
Pearce, Matt	2.45	66.0	62	19	18	3	6	10	39	0	.249
Reed, Jimmy	8.31	4.1	4	5	4	1	0	2	0	0	.235
Siegrist, Kevin	6.75	1.1	2	1	1	0	0	1	1	0	.333
Vance, Ross	0.00	1.0	1	0	0	0	0	0	0	0	.250
Wick, Rowan	2.77	13.0	6	4	4	1	1	7	13	1	.140
Team Total	0.00	733.0	657	295	58	60	231	623	53	53	.240

2017 CARDINALS PITCHING TOTALS

VS. LEFT-HANDED BATTERS

PITCHER	ERA	IP	H	R	ER	HR	HB	BB	SO	WP	AVG
Alcantara, Sandy	5.43	58.0	53	37	35	7	0	34	45	8	.249
Baker, Corey	5.27	13.2	19	9	8	2	0	8	9	0	.333
Bard, Daniel	27.00	2.1	1	7	7	0	2	11	3	0	.143
Beck, Landon	6.60	15.0	18	17	11	2	1	9	18	3	.290
Bowen, Brady	0.00	0.1	0	0	0	0	0	0	0	0	.000
Bray, Tyler	4.58	17.2	26	12	9	2	5	17	18	2	.342
Carter, Eric	0.00	0.2	0	0	0	0	0	1	1	0	.000
Echemendia, Pedro	3.94	29.2	42	15	13	4	0	4	14	2	.339
Ellis, Chris	5.89	44.1	45	30	29	5	1	17	40	1	.262
Evans, Jacob	2.16	8.1	10	4	2	2	0	3	9	1	.294
Flaherty, Jack	1.08	25.0	20	3	3	0	0	6	24	1	.220
Gallen, Zac	4.05	33.1	44	17	15	3	1	10	19	1	.317
Gomber, Austin	3.43	39.1	37	19	15	5	3	13	25	3	.248
Hawkins, Chandler	4.50	8.0	8	5	4	2	3	5	5	1	.258
Helsley, Ryan	1.72	15.2	10	5	3	1	0	7	16	2	.179
Herget, Kevin	0.00	5.2	5	0	0	0	1	1	7	0	.238
Hudson, Dakota	2.94	52.0	60	18	17	2	1	19	32	5	.284
Jones, Connor	0.00	2.0	2	0	0	0	0	1	0	0	.286
Littrell, Corey	2.33	19.1	10	6	5	0	2	8	14	4	.156
Lyons, Tyler	0.00	1.1	0	0	0	0	0	0	1	0	.000
Martinez, Dailyn	7.71	4.2	9	4	4	1	0	2	1	0	.375
McKinney, Ian	6.52	9.2	13	7	7	1	0	5	2	1	.351
McKnight, Blake	8.59	14.2	24	16	14	1	2	9	7	1	.375
Morales, Andrew	2.45	11.0	6	3	3	1	0	5	13	1	.158
Nielsen, Trey	8.64	8.1	10	9	8	5	0	3	5	0	.294
Pearce, Matt	4.09	44.0	37	20	20	7	0	10	27	1	.224
Reed, Jimmy	7.71	2.1	3	2	2	0	1	1	4	0	.333
Siegrist, Kevin	13.50	0.2	2	1	1	0	0	0	1	0	.500
Vance, Ross	0.00	1.0	1	0	0	0	1	1	0	1	.333
Wick, Rowan	1.04	8.2	10	1	1	0	0	4	4	0	.294
Team Total	0.00	496.2	525	267	53	24	214	364	39	39	.272

FRONT OFFICE
 2018 CARDINALS
 2017 REVIEW
 HISTORY
 MINOR LEAGUES
 TEXAS LEAGUE
 MISC.

FRONT OFFICE
 2018 CARDINALS
 2017 REVIEW
 HISTORY
 MINOR LEAGUES
 TEXAS LEAGUE
 MISC.

2017 CARDINALS MONTH-BY-MONTH

AUGUST

PLAYER	AVG	G	AB	R	H	2B	3B	HR	RBI	BB	IBB	SO	SB	CS	OBP	SLG	OPS	SF	SAC	HBP	DP	E
Alvarez, Eliezer	.253	23	83	11	21	7	1	1	14	3	0	20	1	2	.284	.398	.682	1	0	1	1	3
Arozarena, Randy	.210	21	62	12	13	4	0	1	4	11	0	16	3	1	.324	.323	.647	1	1	0	1	0
Caldwell, Bruce	.171	15	41	3	7	1	0	2	7	4	1	19	0	0	.239	.341	.581	1	0	0	0	1
Diekroeger, Danny	.500	2	4	1	2	1	0	0	0	0	0	0	0	0	.500	.750	1.250	0	0	0	0	0
Edman, Tommy	.207	25	87	8	18	4	1	1	9	5	0	14	2	1	.250	.310	.560	0	1	0	1	2
Garcia, Anthony	.391	19	64	14	25	6	1	0	9	6	0	16	1	0	.444	.516	.960	1	0	1	1	2
Garcia, Jose Adolis	.288	18	73	16	21	6	0	6	21	5	0	21	3	1	.329	.616	.946	1	0	0	0	0
Jenner, Jesse	.267	7	30	3	8	1	0	2	9	0	0	7	0	0	.267	.500	.767	0	0	0	0	0
Knizner, Andrew	.309	21	68	11	21	5	0	2	10	7	0	8	0	1	.354	.471	.825	4	0	0	3	1
Martinez, Jeremy	.000	1	2	0	0	0	0	0	0	1	0	0	0	0	.333	.000	.333	0	0	0	0	1
Mercado, Oscar	.244	23	78	12	19	5	0	3	10	7	0	19	3	4	.337	.423	.760	2	0	5	1	0
Nogowski, John	.250	24	80	7	20	5	0	0	6	10	0	11	0	0	.333	.313	.646	0	0	0	2	1
Seferina, Darren	.220	24	82	12	18	4	0	2	9	7	0	23	4	1	.278	.341	.619	1	1	0	1	6
Sierra, Magneuris	.244	21	82	8	20	3	1	0	3	7	0	17	4	1	.311	.305	.616	0	1	1	0	2
Wilson, Jacob	.284	25	81	11	23	3	0	4	12	8	1	17	0	1	.355	.469	.824	2	0	2	1	4
Team Total	.253	28	940	131	238	55	4	24	124	83	2	214	21	13	.316	.397	.713	14	6	10	13	24

PITCHERS	W-L	ERA	G	GS	CG	SHO	SV	SVO	IP	H	R	ER	HR	HB	BB	IBB	SO	BK	WP	GO/AO	DP	WHIP	AVG	HLD
Alcantara, Sandy	1-0	2.14	6	3	0	0	0	0	21.0	16	7	5	1	2	10	0	23	0	1	1.00	1	1.24	.211	0
Beck, Landon	0-2	3.75	11	0	0	0	4	6	12.0	10	5	5	1	1	4	1	18	0	1	0.70	1	1.17	.222	0
Bray, Tyler	1-0	1.17	12	0	0	0	1	1	15.1	17	5	2	0	3	9	2	10	0	2	1.85	1	1.70	.270	3
Carter, Eric	0-0	0.00	1	0	0	0	0	0	1.0	0	0	0	0	0	1	0	0	0	0	0.00	0	1.00	.000	0
Echemendia, Pedro	1-2	4.76	6	2	0	0	0	0	17.0	16	9	9	1	3	4	0	8	0	1	1.38	4	1.18	.262	0
Ellis, Chris	3-3	4.50	6	6	0	0	0	0	38.0	33	19	19	3	2	7	1	39	0	1	0.97	4	1.05	.237	0
Evans, Jacob	0-1	2.79	9	0	0	0	0	2	9.2	13	6	3	1	1	6	0	14	0	0	1.33	2	1.97	.317	3
Gallen, Zac	0-2	5.47	5	5	0	0	0	0	24.2	32	17	15	5	0	9	0	15	1	1	1.04	1	1.66	.308	0
Gomber, Austin	5-0	0.91	6	6	0	0	0	0	39.2	18	6	4	2	1	12	0	44	0	2	0.95	4	0.76	.134	0
Helsley, Ryan	3-1	2.67	6	6	0	0	0	0	33.2	25	12	10	4	1	15	0	41	0	3	0.69	1	1.19	.200	0
Littrell, Corey	1-0	3.52	9	0	0	0	0	1	15.1	14	6	6	0	0	8	1	11	0	4	1.36	1	1.43	.250	1
Morales, Andrew	1-1	7.00	8	0	0	0	2	2	9.0	16	7	7	1	0	5	0	11	0	5	0.67	1	2.33	.390	1
Wick, Rowan	0-0	0.60	10	0	0	0	1	1	15.0	12	1	1	0	0	4	0	10	1	0	0.83	2	1.07	.218	0
Team Total	16-12	3.08	28	28	0	4	8	13	251.1	222	100	86	19	14	94	5	244	2	21	1.00	23	1.26	.235	8

2017 CARDINALS MONTH-BY-MONTH

SEPTEMBER

PLAYER	AVG	G	AB	R	H	2B	3B	HR	RBI	BB	IBB	SO	SB	CS	OBP	SLG	OPS	SF	SAC	HBP	DP	E
Alvarez, Eliezer	.364	3	11	4	4	0	0	1	3	3	0	2	2	0	.533	.636	1.170	0	0	1	0	0
Arozarena, Randy	.000	2	3	0	0	0	0	0	0	2	0	1	0	1	.400	.000	.400	0	0	0	1	0
Edman, Tommy	.417	4	12	1	5	2	0	0	3	2	0	1	1	0	.500	.583	1.083	0	0	0	0	1
Garcia, Anthony	.250	4	12	5	3	1	0	0	0	5	0	2	2	0	.500	.333	.833	0	0	1	0	0
Knizner, Andrew	.333	3	12	3	4	1	0	0	2	0	0	2	0	0	.385	.417	.801	0	0	1	0	0
Mercado, Oscar	.368	4	19	2	7	0	0	1	3	0	0	3	2	1	.368	.526	.895	0	0	0	0	2
Nogowski, John	.313	4	16	3	5	0	0	0	1	3	0	2	0	0	.421	.313	.734	0	0	0	0	0
O'Keefe, Brian	.400	1	5	1	2	1	0	0	1	0	0	2	0	0	.400	.600	1.000	0	0	0	0	0
Seferina, Darren	.143	2	7	1	1	0	0	0	0	2	0	0	0	1	.333	.143	.476	0	0	0	0	2
Sierra, Magneuris	.300	4	20	2	6	1	0	0	3	1	0	5	1	1	.333	.350	.683	0	0	0	0	0
Wilson, Jacob	.154	3	13	1	2	0	0	1	4	1	0	4	0	0	.214	.385	.599	0	0	0	0	1
Young, Andy	.667	2	3	2	2	0	0	0	1	1	0	1	0	0	.800	.667	1.467	0	0	1	0	0
Team Total	.296	4	142	25	42	6	0	3	22	20	0	28	8	4	.395	.401	.797	1	1	4	1	6

PITCHERS	W-L	ERA	G	GS	CG	SHO	SV	SVO	IP	H	R	ER	HR	HB	BB	IBB	SO	BK	WP	GO/AO	DP	WHIP	AVG	HLD
Beck, Landon	0-1	10.80	2	0	0	0	0	1	1.2	7	7	2	2	1	0	0	0	0	0	1.00	0	4.20	.538	0
Bowen, Brady	0-0	0.00	1	0	0	0	0	0	2.1	0	0	0	0	0	0	0	2	0	0	1.50	0	0.00	.000	0
Bray, Tyler	1-0	0.00	2	0	0	0	0	0	5.1	2	0	0	0	1	1	0	6	0	0	1.50	0	0.56	.111	1
Carter, Eric	0-0	0.00	2	0	0	0	0	0	1.1	1	0	0	0	0	1	1	1	0	0	0.00	0	1.50	.200	0
Echemendia, Pedro	0-0	3.60	1	1	0	0	0	0	5.0	4	2	2	2	0	1	0	3	0	1	2.67	1	1.00	.222	0
Ellis, Chris	0-0	7.20	1	1	0	0	0	0	5.0	8	5	4	0	0	2	0	9	0	2	0.75	0	2.00	.333	0
Evans, Jacob	0-1	0.00	1	0	0	0	0	0	0.2	1	3	0	0	0	2	1	1	0	0	2.00	0	4.50	.250	0
Jones, Connor	1-0	2.70	1	1	0	0	0	0	6.2	6	2	2	1	0	3	0	2	0	0	6.50	3	1.35	.261	0
Littrell, Corey	0-0	7.71	1	0	0	0	0	0	2.1	1	2	2	1	0	1	0	1	0	0	0.50	0	0.86	.125	1
Martinez, Dailyn	0-0	4.50	1	1	0	0	0	0	4.0	5	2	2	0	0	3	0	1	0	0	1.25	1	2.00	.333	0
Team Total	2-2	3.67	4	4	0	0	0	1	34.1	35	23	14	6	2	14	2	26	0	3	1.55	5	1.43	.259	2

2017 CARDINALS VS. OPPONENTS

TEXAS LEAGUE NORTH

	Home		Road		Totals		Series	
	W	L	W	L	W	L	W	L
Arkansas	9	7	10	6	19	13	5	1
Tulsa	6	8	3	11	9	19	1	5
NW Arkansas	13	3	7	9	20	12	4	3
TOTALS	27	18	20	26	48	44	10	9

TEXAS LEAGUE SOUTH

	Home		Road		Totals		Series	
	W	L	W	L	W	L	W	L
Corpus Christi	4	2	4	2	8	4	3	1
Frisco	3	3	3	3	6	6	2	2
Midland	4	2	4	2	8	4	4	0
San Antonio	4	2	3	3	7	5	3	1
TOTALS	15	9	14	10	29	19	12	4

2017 CARDINALS RECORD WHEN

At home	43-27	Leading after 6 innings	66-11
On the road	34-36	Tied after 6 innings	4-4
Day games	10-11	Trailing after 6 innings	7-48
Night games	66-50	Leading after 7 innings	68-7
Extra innings	5-7	Tied after 7 innings	6-2
Shutouts	13-6	Trailing after 7 innings	3-53
In one-run games	19-20	Leading after 8 innings	67-1
Scoring 4 or more	65-21	Tied after 8 innings	7-5
Scoring 3 or less	11-40	Trailing after 8 innings	0-52
Cardinals score first	53-23	First game of series	20-20
Opponent scores first	23-39	Last game of series	26-14
Out-hit opponents	52-11	First game of homestand	8-3
Out-hit by opponents	15-49	Last game of homestand	8-3
Hits are even	9-4	First game of road trip	7-4
When hitting a HR	50-26	Last game of road trip	5-6
Solo HRs	68	After scheduled off-days	9-4
2-R HRs	32	Committing an error	33-37
3-R HRs	13	Errorless games	43-24
Grand Slams	2	Weather Postponed Games	4
		Doubleheader	4-4

2017 FINAL ATTENDANCE

	Total	Average	Home Record
Frisco RoughRiders	470,003	6,812	29-41
Tulsa Drillers	374,976	5,597	44-26
Arkansas Travelers	328,347	4,975	32-38
Corpus Christi Hooks	331,242	4,944	38-31
Springfield Cardinals	331,259	4,801	43-27
San Antonio Missions	305,351	4,557	38-31
Northwest Arkansas Naturals	304,026	4,471	39-31
Midland RockHounds	282,146	4,211	38-32

2017 CARDINALS HIGHS AND LOWS

TEAM BATTING

Most Runs - Inning - Cards	7	4th inn., 4/30 vs. Arkansas
Most Runs - Inning - Opponents	8	8th inn., 5/8 @ Tulsa
Most Runs - Game - Cards	18	6/17 vs. Arkansas
Most Runs - Game - Opponents	12	7/31 @ Tulsa
Most Runs - Game - Both Clubs	21	4/30 vs. Arkansas
Most Hits - Game - Cards	18	8/15 @ San Antonio
Most Hits - Game - Opponents	16	4/8 vs. Frisco
Fewest Hits - Game - Cards	2	5/6 vs. Tulsa
Most Home Runs - Game - Cards	4	7/8 vs. Frisco
Most Home Runs - Game - Opponents	5	7/31 @ Tulsa

TEAM PITCHING

Most Strikeouts - Game - Cards	14	*8/12 @ Corpus Christi
Most Strikeouts - Game - Opponents	14	8/31 vs. Arkansas
Fewest Strikeouts - Game - Cards	1	8/3 vs. NW Arkansas
Fewest Strikeouts - Game - Opponents	1	6/8 @ NW Arkansas
Most Walks - Game - Cards	9	7/28 @ NW Arkansas
Most Walks - Game - Opponents	10	8/12 @ Corpus Christi
Fewest Walks - Game - Cards	0	*8/30 vs. Arkansas
Fewest Walks - Game - Opponents	0	*8/28 vs. Tulsa
Fewest Hits Allowed	1	*8/11 vs. Corpus Christi

TEAM MISCELLANEOUS

Largest Crowd - Home	8,989	7/16 vs. NW Arkansas
Largest Crowd - Road	9,876	4/6 @ Frisco
Longest Game - Innings	12	*6/24 vs. Arkansas
Longest Game - Time (Overall)	4:08	12 inn., 8/5 @ NW Arkansas
Longest Game - Time (9-inning game)	3:41	5/14 @ Arkansas
Largest Margin of Victory	17	6/17 vs. Arkansas
Largest Margin of Defeat	11	7/31 @ Tulsa
Most Left On Base	14	5/14 @ Arkansas
Most Errors Defensively	4	8/22 @ NW Arkansas
Longest Winning Streak	7	7/13 - 7/19
Longest Losing Streak	9	6/7 - 6/14

INDIVIDUAL BATTING

Longest Hitting Streak (Games)	20, Mercado.	4/11 - 5/5
Most Runs - Game	4, Caldwell.	7/4 @ Frisco
Most Hits - Game	4, *Alvarez.	*8/26 vs. Tulsa
Most Doubles - Game	3, Adolis Garcia.	8/20 vs. Corpus Christi
Most Triples - Game	1, *Adolis Garcia.	*8/31 vs. Arkansas
Most Home Runs - Game	2, *Adolis Garcia.	*8/28 vs. Tulsa
Most RBI - Game	6, Alvarez.	8/19 vs. Corpus Christi
Most Stolen Bases - Game	2, *Sierra.	*8/27 vs. Tulsa

INDIVIDUAL PITCHING

Most Strikeouts - Game (Starter)	12, Flaherty.	5/5 vs. NW Arkansas
Most Walks - Game (Starter)	5, *Alcantara.	*8/12 @ Corpus Christi
Most IP - Game (Starter)	9.0, *Pearce.	*5/26 @ San Antonio
Most IP - Game (Reliever)	5.0, Ellis.	6/9 @ NW Arkansas

*Occured more than once - most recent time listed
Bold - Indicates Franchise Record
Italics - Indicates Tied Franchise Record

2017 CARDINALS TRANSACTIONS

FIRST HALF

April 6: RHP Andrew Morales placed on DL
 April 6: RHP Trey Nielsen placed on DL
 April 6: OF C.J. McElroy placed on DL
 April 10: RHP Daniel Poncedeleon sent to Memphis
 April 13: RHP Trey Nielsen activated from DL
 April 17: INF Andrew Sohn sent to Palm Beach
 April 19: RHP Kevin Herget sent to Memphis
 April 19: RHP Tyler Bray received from Palm Beach
 April 20: LHP Ross Vance received from Palm Beach
 April 21: RHP Daniel Bard placed on TI List
 April 24: RHP Daniel Bard activated from TI List
 April 28: C Luis Cruz released by St. Louis
 April 28: C Jesse Jenner received from Memphis
 April 28: OF Anthony Garcia received from Memphis
 April 29: OF Blake Drake sent to Memphis
 May 2: RHP Kevin Herget received from Memphis
 May 2: LHP Ross Vance sent to Palm Beach
 May 5: OF Nick Martini sent to Memphis
 May 5: OF Thomas Spitz received from Palm Beach
 May 9: LHP Jimmy Reed released by St. Louis
 May 15: RHP Trey Nielsen sent to Memphis
 May 15: RHP Daniel Bard released by St. Louis
 May 15: RHP Landon Beck received from Palm Beach
 May 15: LHP Ian McKinney received from Palm Beach
 May 16: INF Eliezer Alvarez placed on DL
 May 16: INF Danny Diekroeger received from Palm Beach
 May 16: OF Stephen Piscotty received on MLB Rehab
 May 20: LHP Tyler Lyons received on MLB Rehab
 May 20: OF Magneuris Sierra received from St. Louis
 May 25: RHP Chris Ellis received from Memphis
 May 25: LHP Austin Gomber placed on DL
 May 26: RHP Dakota Hudson placed on TI List
 May 27: INF Bruce Caldwell sent to Memphis
 May 29: INF Casey Turgeon received from Palm Beach
 May 30: RHP Dakota Hudson activated from TI List
 May 30: RHP Andrew Morales activated from DL
 May 30: RHP Andrew Morales sent to Palm Beach
 June 1: RHP Jack Flaherty sent to Memphis
 June 2: OF Magneuris Sierra recalled by St. Louis
 June 2: OF Thomas Spitz received from Palm Beach
 June 3: RHP Kevin Herget sent to Memphis
 June 3: RHP Zac Gallen received from Palm Beach
 June 3: LHP Corey Littrell received from State College
 June 4: OF Adolis Garcia placed on TI List
 June 6: OF Magneuris Sierra optioned from St. Louis
 June 7: OF Adolis Garcia activated from TI List
 June 7: OF Thomas Spitz sent to Palm Beach
 June 9: LHP Austin Gomber activated from DL
 June 9: LHP Chandler Hawkins sent to Palm Beach
 June 14: INF Bruce Caldwell received from Memphis
 June 14: INF Danny Diekroeger sent to Palm Beach
 June 14: C Gabriel Lino placed on DL
 June 14: C Andrew Knizner received from Peoria
 June 15: INF Alex Mejia sent to Memphis
 June 16: INF Edmundo Sosa received from Palm Beach
 June 17: INF Casey Grayson placed on DL
 June 18: INF Edmundo Sosa placed on DL
 June 18: INF Leobaldo Pina received from Palm Beach

SECOND HALF

June 22: INF Leobaldo Pina sent to Palm Beach
 June 22: INF Tommy Edman received from Palm Beach
 June 22: RHP Andrew Morales received from Palm Beach
 June 26: RHP Zac Gallen sent to Memphis
 June 26: OF Adolis Garcia sent to Memphis
 June 27: INF John Nogowski signed by St. Louis
 June 27: INF John Nogowski received from St. Louis
 June 29: RHP Tyler Bray sent to Memphis
 June 29: LHP Corey Littrell activated from DL
 June 29: RHP Dailyn Martinez received from Palm Beach
 June 30: OF Oscar Mercado placed on DL
 June 30: OF Randy Arozarena received from Palm Beach
 July 5: 2B Kolten Wong received on MLB Rehab
 July 7: LHP Kevin Siegrist received on MLB Rehab
 July 7: INF Darren Seferina received from Palm Beach
 July 7: INF Dickie Joe Thon released by St. Louis
 July 10: RHP Blake McKnight released by St. Louis
 July 10: RHP Rowan Wick received from Memphis
 July 10: RHP Tyler Bray received from Memphis
 July 10: RHP Zac Gallen received from Memphis
 July 11: LHP Ian McKinney sent to Palm Beach
 July 11: RHP Corey Baker released by St. Louis
 July 11: INF Casey Turgeon sent to Palm Beach
 July 11: OF Oscar Mercado activated from DL
 July 15: OF Magneuris Sierra sent to St. Louis
 July 17: RHP Matt Pearce sent to Memphis
 July 17: LHP Jacob Evans received from Palm Beach
 July 19: OF Randal Grichuk received on MLB Rehab
 July 21: OF Magneuris Sierra received from St. Louis
 July 21: C Gabriel Lino sent to Memphis
 July 22: RHP Trey Nielsen received from Memphis
 July 24: RHP Dailyn Martinez sent to Palm Beach
 July 26: INF Bruce Caldwell sent to Memphis
 July 26: INF Danny Diekroeger received from Palm Beach
 July 27: RHP Pedro Echemendia sent to Memphis
 July 28: RHP Dakota Hudson sent to Memphis
 July 28: RHP Pedro Echemendia received from Memphis
 July 31: INF Eliezer Alvarez activated from DL
 July 31: RHP Ryan Helsley received from Palm Beach
 Aug. 3: INF Bruce Caldwell received from Memphis
 Aug. 3: INF Danny Diekroeger released by St. Louis
 Aug. 5: INF Casey Grayson activated from DL
 Aug. 5: INF Casey Grayson sent to Palm Beach
 Aug. 10: RHP Trey Nielsen placed on TI List
 Aug. 10: OF Adolis Garcia received from Memphis
 Aug. 25: INF Edmundo Sosa activated from DL
 Aug. 25: INF Edmundo Sosa sent to Palm Beach
 Aug. 25: C Jesse Jenner sent to Memphis
 Aug. 25: C Jeremy Martinez received from Palm Beach
 Aug. 26: RHP Andrew Morales sent to Memphis
 Aug. 26: RHP Jordan Hicks received from Palm Beach
 Aug. 28: RHP Jordan Hicks placed on DL
 Sept. 1: RHP Sandy Alcantara purchased by St. Louis
 Sept. 1: INF Bruce Caldwell sent to Memphis
 Sept. 1: OF Adolis Garcia sent to Memphis
 Sept. 1: C Jeremy Martinez sent to Memphis
 Sept. 1: RHP Rowan Wick sent to Memphis
 Sept. 1: LHP Brady Bowen received from Palm Beach
 Sept. 1: C Brian O'Keefe received from Palm Beach
 Sept. 1: INF Andrew Young received from Palm Beach
 Sept. 2: RHP Dailyn Martinez received from Palm Beach
 Sept. 3: RHP Zac Gallen sent to Memphis

2017 TEXAS LEAGUE STATISTICS

TEAM BATTING

TEAM	AVG	G	AB	R	H	2B	3B	HR	RBI	BB	SO	SB	CS	GIDP	SLG	OBP	LOB
Midland	.277	138	4733	668	1310	247	39	84	601	471	1013	108	43	135	.399	.346	1025
Tulsa	.269	140	4786	672	1288	245	18	168	631	408	1125	97	36	102	.433	.335	988
Springfield	.264	140	4689	634	1236	244	21	117	588	464	1090	120	54	102	.399	.335	988
Arkansas	.262	140	4719	607	1237	222	17	80	562	458	1040	88	25	119	.367	.333	1042
NW Arkansas	.260	140	4782	544	1244	189	24	80	506	310	1051	119	45	94	.360	.312	962
San Antonio	.253	140	4675	598	1183	218	21	100	552	431	1067	59	41	149	.373	.323	900
Frisco	.250	140	4799	545	1198	217	27	103	494	353	966	83	44	122	.370	.307	954
Corpus Christi	.242	138	4548	586	1099	203	19	143	542	507	1149	105	40	99	.389	.324	953

TEAM PITCHING

TEAM	W-L	ERA	G	CG	SHO	SV	IP	H	R	ER	HR	HB	BB	SO	WP	BK
San Antonio	78-62	3.28	140	2	12	43	1249.1	1130	529	456	87	46	403	1186	61	8
Tulsa	77-63	3.62	140	1	7	37	1231.1	1147	576	495	98	57	492	1135	100	7
Springfield	77-63	3.62	140	3	13	34	1229.2	1182	562	495	111	84	445	987	92	8
Corpus Christi	67-71	3.95	138	0	9	33	1202.0	1276	629	527	99	66	404	1095	64	5
NW Arkansas	67-73	4.21	140	1	8	40	1227.2	1298	643	574	115	43	435	1022	83	6
Midland	67-71	4.22	138	0	6	32	1209.0	1253	635	567	107	66	434	1010	87	11
Arkansas	65-75	4.24	140	3	10	31	1214.1	1247	621	572	112	62	393	988	88	9
Frisco	60-80	4.31	140	3	11	34	1243.2	1262	659	596	146	84	396	1078	60	9

TEAM FIELDING

TEAM	PCT	G	PO	A	E	TC	DP	PB
Arkansas	.985	140	3643	1318	76	5037	126	7
Midland	.981	138	3627	1386	97	5110	160	14
Frisco	.980	140	3731	1441	103	5275	146	7
Springfield	.979	140	3689	1343	108	5140	143	10
San Antonio	.978	140	3748	1326	112	5186	105	21
NW Arkansas	.978	140	3683	1316	112	5111	135	10
Corpus Christi	.975	138	3606	1314	125	5045	148	8
Tulsa	.974	140	3694	1329	136	5159	118	27

2017 TEXAS LEAGUE BATTING LEADERS

BATTING AVERAGE

.326	Matt Beaty	TUL
.326	Ian Miller	ARK
.323	B.J. Boyd	MID
.321	Max Schrock	MID
.303	Kyle Waldrop	ARK

HOME RUNS

25	Franmil Reyes	SA
21	J.D. Davis	CC
18	Viosergy Rosa	MID
18	Jon Singleton	CC
17	3 others tied	

RUNS BATTED IN

110	Viosergy Rosa	MID
102	Franmil Reyes	CC
75	Samir Duenez	NWA
74	J.P. Sportman	MID
69	2 others tied	

STOLEN BASES

38	Oscar Mercado	SPR
30	Ian Miller	ARK
25	Erick Mejia	TUL
24	Ramon Laureano	CC
22	Tim Locastro	TUL

HITS

172	B.J. Boyd	MID
148	Isiah Kiner-Falefa	FRI
143	Matt Beaty	TUL
141	J.P. Sportman	MID
137	Oscar Mercado	SPR

RUNS

82	B.J. Boyd	MID
82	Scott Heineman	FRI
79	Franmil Reyes	SA
77	Luis Urias	SA
76	Oscar Mercado	SPR

DOUBLES

31	Matt Beaty	TUL
31	Isiah Kiner-Falefa	FRI
29	B.J. Boyd	MID
28	Viosergy Rosa	MID
28	Kyle Waldrop	ARK

TRIPLES

7	Scott Heineman	FRI
7	Jorge Mateo	MID
6	Donald Dewees Jr.	NWA
6	Ramon Laureano	CC
6	B.J. Boyd	MID

EXTRA-BASE HITS

53	Franmil Reyes	CC
47	Matt Beaty	TUL
47	Viosergy Rosa	MID
47	J.P. Sportman	MID
42	2 others tied	

WALKS

107	Jon Singleton	CC
68	Luis Urias	SA
66	Chuck Taylor	ARK
66	Joey Wong	ARK
56	Viosergy Rosa	MID

GAMES

135	Franmil Reyes	SA
135	Viosergy Rosa	MID
132	Samir Duenez	NWA
130	J.P. Sportman	MID
130	B.J. Boyd	MID

ON-BASE PERCENTAGE

.398	Luis Urias	SA
.382	Ian Miller	ARK
.379	Max Schrock	MID
.378	Matt Beaty	TUL
.376	Jon Singleton	CC

SLUGGING PERCENTAGE

.510	J.D. Davis	CC
.505	Matt Beaty	TUL
.487	Anthony Garcia	SPR
.464	Franmil Reyes	SA
.444	Kyle Waldrop	ARK

TOTAL BASES

235	Franmil Reyes	SA
228	B.J. Boyd	MID
221	Matt Beaty	TUL
216	Viosergy Rosa	MID
214	J.P. Sportman	MID

AT-BATS

533	B.J. Boyd	MID
523	Samir Duenez	NWA
517	Viosergy Rosa	MID
513	Isiah Kiner-Falefa	FRI
513	J.P. Sportman	MID

STRIKEOUTS

137	Viosergy Rosa	MID
134	Franmil Reyes	SA
132	Jon Singleton	CC
121	Scott Heineman	FRI
120	Eric Aguilera	FRI

HBP

26	Tim Locastro	TUL
----	--------------	-----

INTENTIONAL WALKS

7	Jon Singleton	CC
---	---------------	----

CAUGHT STEALING

19	Oscar Mercado	SPR
-----------	----------------------	------------

GIDP

21	J.P. Sportman	MID
----	---------------	-----

SACRIFICE FLIES

10	Viosergy Rosa	MID
----	---------------	-----

2017 TEXAS LEAGUE PITCHING LEADERS

EARNED RUN AVERAGE

2.53	Dakota Hudson	SPR
3.31	Dylan Unsworth	ARK
3.34	Austin Gomber	SPR
3.45	Emilio Ogando	NWA
3.49	Heath Fillmyer	MID

WINS

13	Brett Kennedy	SA
11	Heath Fillmyer	MID
11	Foster Griffin	NWA
11	Grant Holmes	MID
10	4 others tied	

SAVES

20	Trey Wingenter	SA
18	Corey Copping	TUL
15	Jake Newberry	NWA
13	Zac Curtis	ARK
10	Reed Garrett	FRI

STRIKEOUTS

150	Grant Holmes	MID
140	Austin Gomber	SPR
138	Enyel De Los Santos	SA
134	Brett Kennedy	SA
124	Scott Barlow	TUL

INNINGS PITCHED

157.2	Lindsey Caughel	ARK
157.0	Ariel Jurado	FRI
150.0	Enyel De Los Santos	SA
150.0	Collin Wiles	FRI
149.2	Heath Fillmyer	MID

LOSSES

12	Grant Holmes	MID
12	Corey Ray	NWA
12	Collin Wiles	FRI
11	Ariel Jurado	FRI

GAMES

49	Corey Copping	TUL
49	Trey Wingenter	SA
46	Brandon Mann	MID
45	Sam Bragg	MID

COMPLETE GAMES

2	Lindsey Caughel	ARK
2	Matt Pearce	SPR
1	9 others tied	

WALKS

61	Grant Holmes	MID
59	Corey Ray	NWA
56	Josh Sborz	TUL
54	Sandy Alcantara	SPR

SHUTOUTS

1	8 tied	
---	--------	--

HOME RUNS ALLOWED

23	Yohander Mendez	FRI
22	Collin Wiles	FRI
20	Corey Ray	NWA
19	Heath Fillmyer	MID

GAMES STARTED

29	Heath Fillmyer	MID
29	Corey Ray	NWA
27	Ariel Jurado	FRI
26	3 others tied	

GAMES FINISHED

37	Zac Curtis	ARK
33	Trey Wingenter	SA
32	Jake Newberry	NWA
29	Corey Copping	TUL

WINNING PERCENTAGE

.692	Dakota Hudson	SPR
-------------	----------------------	------------

HITS ALLOWED

188	Ariel Jurado	FRI
-----	--------------	-----

RUNS ALLOWED

97	Corey Ray	NWA
----	-----------	-----

EARNED RUNS ALLOWED

86	Corey Ray	NWA
----	-----------	-----

HIT BATTERS

16	Pedro Payano	FRI
----	--------------	-----

BALKS

3	Enyel De Los Santos	SA
---	---------------------	----

WILD PITCHES

20	Sandy Alcantara	SPR
-----------	------------------------	------------

TOTAL BATTERS FACED

672	Ariel Jurado	FRI
-----	--------------	-----

STOLEN BASES AGAINST

24	Corey Ray	NWA
----	-----------	-----

CAUGHT STEALING AGAINST

8	3 tied	
---	--------	--

BASERUNNER SB % AGAINST

1.000	Dylan Unsworth	ARK
-------	----------------	-----

STARTING PITCHERS

BATTING AVERAGE

.219	Austin Gomber	SPR
.228	Yohander Mendez	FRI
.239	Enyel De Los Santos	SA
.240	Dylan Unsworth	ARK

HIGHEST SO/9 IP RATIO

9.02	Grant Holmes	MID
8.81	Austin Gomber	SPR
8.55	Brett Kennedy	SA

LOWEST BB-IBB/9 IP RATIO

1.50	Dylan Unsworth	ARK
1.60	Collin Wiles	FRI
2.12	Ariel Jurado	FRI

FEWEST RUNNERS PER 9IP

10.53	Dylan Unsworth	ARK
10.84	Lindsey Caughel	ARK
10.89	Austin Gomber	SPR

RELIEVERS

BATTING AVERAGE

.200	Corey Copping	TUL
.221	Brandon Mann	MID
.222	Michael Johnson	TUL

HIGHEST SO/9 IP RATIO

10.42	Michael Johnson	TUL
9.78	Tim Hill	NWA
9.73	Perry Blake	ARK

LOWEST BB-IBB/9 IP RATIO

1.53	Ryan Thompson	CC
1.76	Eric Yardley	SA
1.88	Pedro Echemendia	SPR
2.11	Sam Bragg	MID

FEWEST RUNNERS PER 9IP

9.83	Eric Yardley	SA
10.98	Ryan Thompson	CC
11.33	Sam Bragg	MID
11.45	Michael Johnson	TUL

2017 TEXAS LEAGUE FIELDING LEADERS

FIRST BASE	SECOND BASE	THIRD BASE
<u>Leader</u> -- Rosa, V., MID, .992	<u>Leader</u> -- Schrock, M., MID, .986	<u>Leader</u> -- Mejias-Brean, S., ARK, .991
Games -- Rosa, V., MID, 125	Games -- Schrock, M., MID, 101	Games -- Wilson, J., SPR, 89
TC -- Rosa, V., MID, 1156	TC -- Schrock, M., MID, 436	TC -- Wilson, J., SPR, 242
PO -- Rosa, V., MID, 1076	PO -- Schrock, M., MID, 173	PO -- Mejias-Brean, S., ARK, 79
Assists -- Rosa, V., MID, 71	Assists -- Schrock, M., MID, 257	Assists -- Wilson, J., SPR, 167
Errors -- Duenez, S., NWA, 10	Errors -- Alvarez, E., SPR, 12	Errors -- Tarsovich, J., MID, 16
DP -- Rosa, V., MID, 130	DP -- Schrock, M., MID, 83	DP -- Wilson, J., SPR, 20

SHORTSTOP	OUTFIELD	CATCHER
<u>Leader</u> -- Wong, J., ARK, .980	<u>Leader</u> -- Dewees Jr., D., NWA, .994	<u>Leader</u> -- Trevino, J., FRI, .996
Games -- Wong, J., ARK, 117	Games -- Laureano, R., CC, 123	Games -- Trevino, J., FRI, 99
TC -- De Leon, M., FRI, 516	TC -- Dewees Jr., D., NWA, 340	TC -- Trevino, J., FRI, 829
PO -- De Leon, M., FRI, 167	PO -- Dewees Jr., D., NWA, 335	PO -- Trevino, J., FRI, 762
Assists -- Wong, J., ARK, 343	Assists -- Laureano, R., CC, 16	Assists -- Trevino, J., FRI, 64
Errors -- De Leon, M., FRI, 20	Errors -- Tendler, L., FRI, 6	Errors -- Ritchie, J., CC, 9
DP -- De Leon, M., FRI, 82	DP -- Laureano, R., CC, 6	DP -- Stubbs, G., CC, and Dini, N., NWA, 6

PITCHERS
<u>Leader</u> -- Fillmyer, H., MID, 1.000
Games -- Wingenter, T., SA, and Copping, C., TUL, 49
TC -- Hudson, D., SPR, 45
PO -- Hudson, D., SPR, 17
Assists -- Hudson, D., SPR, and Ray, C., NWA, 25
Errors -- 5 tied, 3
DP -- Gomber, A., SPR, and Sadzeck, C., FRI, 3

CAUGHT STEALING / STOLEN BASES AGAINST EFFICIENCY

CLUB	CS	SB	ATT	PCT
Springfield	37	60	97	.381
Frisco	45	78	123	.366
NW Arkansas	45	95	140	.321
Corpus Christi	33	74	107	.308
San Antonio	52	122	174	.299
Midland	35	87	122	.287
Arkansas	42	126	168	.250
Tulsa	39	137	176	.222
TOTALS	328	779	1107	.296

HISTORY & RECORDS



SPRINGFIELD CARDINALS FIRSTS

OFFENSIVE FIRSTS:

FIRST HIT -- Shaun Boyd -- 4/7/05.....led off game with a double at ARK
 FIRST RUN -- Shaun Boyd -- 4/7/05.....scored on Hanson's HR just three batters into game at ARK
 FIRST HOME RUN -- Travis Hanson -- 4/7/05.....2-run HR just three batters into game at ARK
 FIRST RBI -- Travis Hanson -- 4/7/05.....2-run HR in the 1st inning at ARK
 FIRST SINGLE -- Milko Jaramillo -- 4/7/05.....RBI single in the 5th inning at ARK
 FIRST DOUBLE -- Shaun Boyd -- 4/7/05.....led off game at ARK
 FIRST TRIPLE -- Travis Hanson -- 4/12/05.....RBI triple in the 4th inning vs. TUL
 FIRST HR TO LEAD OFF A GAME -- Kevin Estrada -- 5/9/05.....Top of the 1st inning at SAN
 FIRST WALK-OFF HR -- Tyler Minges -- 4/28/05.....Bottom of the 9th inning in 2-1 victory vs. COR
 FIRST GRAND SLAM -- Tyler Minges -- 4/18/05.....Off Ambiorix Burgos in 8th inning at WIC
 FIRST MULTI-HOMER GAME -- Tyler Minges -- 4/18/05.....two HRs at WIC
 FIRST THREE-HOMER GAME -- Mark Hamilton -- 9/7/07...three in game three of TLDS at TUL
 FIRST STOLEN BASE -- Shaun Boyd -- 4/13/05.....stole 2nd base in the 1st inning at TUL
 FIRST SB ATTEMPT -- Kevin Estrada -- 4/7/05.....caught stealing 2nd in 9th inning at ARK
 FIRST PITCHER WITH A HIT -- Buddy Blair -- 4/14/05.....infield single in 4th inning vs. TUL
 FIRST PITCHER WITH A HR -- Jordan Pals -- 5/6/05.....2-run HR in 2nd inning at COR
 FIRST FIVE-HIT GAME -- Juan Lucena -- 5/17/07 at TUL
 FIRST CYCLE -- Domnit Bolivar -- 6/10/11 vs. TUL.....4x5 4 RBI, double, HR, double play, single, triple.

FIRST PITCHER TO RECORD A:

WIN -- Randy Leek -- 4/12/05.....2-1 victory vs. TUL
 LOSS -- Nate Cotton -- 4/7/05.....6-5 loss at ARK
 SAVE -- Josh Kinney -- 4/12/05.....2-1 victory vs. TUL
 STRIKEOUT -- Jeremy Cook -- 4/7/05.....struck out Erick Aybar in 3rd inning at ARK
 WALK -- Jeremy Cook -- 4/7/05.....walked Reggie Willits to lead off 1st inning at ARK
 COMPLETE GAME -- Randy Leek -- 5/29/05.....7-inning 3-0 win in Game 1 of DH at FRI
 COMPLETE GAME SHUTOUT -- Randy Leek -- 5/29/05.....7-inning 3-0 win in Game 1 of DH at FRI
 COMPLETE GAME 9-INN SHUTOUT -- Randy Leek -- 8/14/05.....6-0 win vs. FRI
 FIRST TRIPLE PLAY -- 6/13/12 vs. Arkansas...Greg Garcia to Kolten Wong to Chris Swauger to Kolten Wong. 6-4-3-4

TEAM FIRSTS

FIRST WIN -- 4/12/05.....2-1 victory in Home Opener vs. TUL
 FIRST LOSS -- 4/7/05.....6-5 loss in Road Opener at ARK
 FIRST SERIES SWEEP -- 6/3/05 - 6/5/05.....3-game sweep vs. FRI
 FIRST SERIES SWEEP -- 4/7/05 - 4/10/05.....4-game sweep at ARK
 FIRST EXTRA INNING GAME -- 4/15/05.....5-4 loss in 10 innings vs. TUL
 FIRST EXTRA INNING WIN -- 5/1/05.....2-1 win in 10 innings vs. COR
 FIRST DOUBLEHEADER -- 5/29/05.....3-0 win in Game 1, 6-5 11-inning loss in Game 2 at FRI
 FIRST PLAYOFF WIN - 9/5/07...4-3 win in Game of TLDS vs TUL
 FIRST PLAYOFF SERIES WIN - 9/7...Completed 3-0 sweep in TLDS vs TUL
 FIRST PLAYOFF LOSS - 9/11/07...6-2 loss in Game 1 of TLCS at SA
 FIRST PLAYOFF SERIES LOSS - 9/15/07...Lost TLCS 3-1 vs SA
 FIRST TEXAS LEAGUE CHAMPIONSHIP - 9/15/12...3-1 Series Win over Frisco in Finals (W, W, L, W)

HISTORY & RECORDS



All-Time Opening Day Starting Lineups

April 7, 2005 Lost to Arkansas, 6-5 LF - Shaun Boyd CF - Reid Gorecki 3B - Travis Hanson DH - Papo Bolivar C - Gabe Johnson 1B - Andy Schutzenhofer RF - Tyler Minges 2B - Matt DeMarco SS - Milko Jaramillo P - Jeremy Cook	April 6, 2006 Lost to Arkansas, 5-4 SS - Mike McCoy CF - Reid Gorecki RF - Nick Stavinoia 3B - Rico Washington DH - Brian Martin LF - Cody Haerther 2B - Jarrett Hoffpauir 1B - Matt Dryer C - Iker Franco P - Jordan Pals	April 5, 2007 Lost to Midland, 7-1 LF - Jon Jay RF - Reid Gorecki CF - Colby Rasmus 3B - Juan Richardson 1B - Joe Mather DH - Rico Washington SS - Tyler Greene C - Bryan Anderson 2B - Jarrett Hoffpauir P - Cory Rauschenberger
--	--	---

April 3, 2008 Lost to Frisco, 6-3 CF - Jon Jay 2B - Jose Martinez DH - Cody Haerther 3B - Allen Craig C - Bryan Anderson RF - Luke Gorsett 1B - Mark Hamilton SS - Tyler Greene LF - Shane Robinson P - P.J. Walters	April 9, 2009 Beat Frisco, 16-4 CF - James Rapoport SS - Donovan Solano 3B - Brett Wallace C - Tony Cruz LF - Daryl Jones 2B - Daniel Descalso RF - Andrew Brown DH - Tyler Henley 1B - Brandon Buckman P - Kyle Mura	April 8, 2010 Lost to Frisco, 3-1 CF - Adron Chambers 2B - Colt Sedbrook C - Steven Hill 3B - Andrew Brown LF - Daryl Jones 1B - Curt Smith DH - Charlie Cutler SS - Pete Kozma RF - James Rapoport P - Shaun Garceau
--	---	---

April 7, 2011 Lost to Frisco, 6-2 CF - Tommy Pham SS - Ryan Jackson 1B - Matt Adams DH - Steven Hill LF - Aaron Luna 3B - Niko Vasquez RF - Alex Castellanos C - Nick Derba 2B - Jose Garcia P - Scott Schneider	April 5, 2012 Lost to Frisco, 1-0 SS - Jose Garcia 2B - Kolten Wong CF - Oscar Taveras 1B - Xavier Scruggs DH - Tommy Pham RF - Adam Melker 3B - Niko Vasquez C - Audrey Perez LF - Jake Shaffer P - Scott Castillo	April 4, 2013 Lost to Corpus Christi, 3-2 LF - Mike O'Neill SS - Jake Lemmerman 3B - Ruben Gotay 1B - Xavier Scruggs DH - Chris Swauger RF - Adam Melker CF - Tommy Pham C - Audrey Perez 2B - Starlin Rodriguez P - Richard Castillo
--	---	---

April 3, 2014 Lost to San Antonio, 7-4 LF - Mike O'Neill CF - Rafael Ortega RF - James Ramsey 1B - Jonathan Rodriguez 3B - Patrick Wisdom 2B - Greg Miclat SS - Matt Williams C - Travis Tartamella P - Kurt Heyer	April 9, 2015 Lost to Corpus Christi, 9-4 CF - Charlie Tilson SS - Aledmys Diaz 2B - Jacob Wilson DH - David Washington 1B - Jonathan Rodriguez RF - Breyvic Valera LF - Anthony Garcia 3B - Patrick Wisdom C - Michael Ohlman P - Nick Petree	April 7, 2016 Beat San Antonio, 3-1 CF - Harrison Bader SS - Breyvic Valera 3B - Paul DeJong 1B - Luke Voit RF - David Washington C - Carson Kelly 2B - Bruce Caldwell LF - C.J. McElory, Jr. P - Mike Mayers
---	--	--

April 6, 2017 Beat Frisco, 9-3 RF - Adolis Garcia 2B - Eliezer Alvarez LF - Nick Martini 3B - Bruce Caldwell DH - Jacob Wilson 1B - Casey Grayson SS - Alex Mejia C - Luis Cruz CF - Oscar Mercado P - Jack Flaherty
--

CARDINALS ALL-TIME BATTING LEADERS

BATTING AVERAGE (Minimum 200 AB/team)	RUNS BATTED IN	DOUBLES	
Shane Robinson .361	Xavier Scruggs 193	Steven Hill 61	
Daniel Descalso .326	Steven Hill 185	Jonathan Rodriguez 57	
Tyler Minges .324	Chris Swauger 181	Cody Haerther 55	
Oscar Taveras .321	Bruce Caldwell 156	Juan Richardson 53	
Alex Castellanos .319	Juan Richardson 156	Bruce Caldwell 50	
Matt Carpenter .315	Jonathan Rodriguez 152	Xavier Scruggs 50	
Bryan Anderson .313	Andrew Brown 143	Anthony Garcia 46	
Jermaine Curtis .308	Anthony Garcia 139	Pete Kozma 43	
Rico Washington .306	Jacob Wilson 126	Andrew Brown 42	
	Cody Haerther 122	Daryl Jones 42	
		Jacob Wilson 42	

GAMES	RUNS	TRIPLES	
Chris Swauger 332	Daryl Jones 162	Daryl Jones 11	
Jonathan Rodriguez 319	Steven Hill 157	Charlie Tilson 10	
Xavier Scruggs 296	Mike O'Neill 157	James Rapoport 9	
Daryl Jones 284	Jonathan Rodriguez 147	Tommy Pham 9	
Steven Hill 270	Chris Swauger 147	Chris Swauger 9	
Mike O'Neill 260	Andrew Brown 141	Patrick Wisdom 8	
Pete Kozma 250	Juan Richardson 136	Brandon Yarbrough 8	
Jose Garcia 245	Bruce Caldwell 134	Antone De Jesus 7	
Patrick Wisdom 242	Jamés Rapoport 130	Casey Rowlett 7	
Andrew Brown 240	Anthony Garcia 124	Oscar Taveras 7	
Cody Haerther 240			

AT-BATS	HOME RUNS	STOLEN BASES	
Jonathan Rodriguez 1162	Xavier Scruggs 59	Charlie Tilson 48	
Chris Swauger 1158	Steven Hill 57	Jose Garcia 38	
Steven Hill 1055	Andrew Brown 47	Oscar Mercado 38	
Daryl Jones 1014	Chris Swauger 38	Mike McCoy 31	
Xavier Scruggs 1010	Juan Richardson 35	Kevin Estrada 30	
Bruce Caldwell 956	Jacob Wilson 35	James Rapoport 30	
Mike O'Neill 944	Bruce Caldwell 34	Daryl Jones 29	
Pete Kozma 910	Matt Adams 32	Mike O'Neill 29	
Juan Richardson 874	Jonathan Rodriguez 32	Tyler Greene 24	
Andrew Brown 871	Anthony Garcia 29		
	Colby Rasmus 29	TOTAL BASES	
		Steven Hill 539	
		Chris Swauger 498	
		Xavier Scruggs 481	
		Jonathan Rodriguez 469	
		Andrew Brown 431	
		Juan Richardson 425	
		Bruce Caldwell 402	
		Daryl Jones 394	
		Cody Haerther 380	

HITS	WALKS	ON BASE % (Min. 200 AB)	
Chris Swauger 326	Mike O'Neill 157	Aaron Luna .415	
Jonathan Rodriguez 310	Jonathan Rodriguez 152	Matt Carpenter .413	
Steven Hill 299	Xavier Scruggs 150	Rico Washington .412	
Mike O'Neill 288	Bruce Caldwell 138	Jermaine Curtis .409	
Daryl Jones 267	Daryl Jones 122	Shane Robinson .409	
Juan Richardson 263	James Rapoport 108	Mike O'Neill .403	
Bruce Caldwell 244	Andrew Brown 102	Anthony Garcia .400	
Xavier Scruggs 244	Pete Kozma 98	Daniel Descalso .397	
Andrew Brown 242	Anthony Garcia 96	Tyler Minges .392	
Cody Haerther 236	Juan Richardson 93	Colby Rasmus .381	

CARDINALS ALL-TIME PITCHING LEADERS

GAMES	INNINGS PITCHED	GAMES STARTED
Justin Wright 168	Jordan Pals 320.0	Jordan Pals 54
Kevin Thomas 124	Richard Castillo 273.2	Chris Lambert 46
Ronnie Shaban 109	Corey Baker 269.2	Nick Additon 45
Cory Doyne 102	Nick Additon 259.2	Richard Castillo 42
Corey Baker 101	Kyle Hald 239.0	Kyle Hald 42
Joey Donofrio 92	Jonathan Cornelius 236.1	Andrew Morales 40
Marco Gonzalez 91	Michael Blazek 233.1	Jonathan Cornelius 38
Deryk Hooker 87	Chris Lambert 232.0	Eric Haberer 37
Francisco Samuel 85	Andrew Morales 230.2	Stuart Pomeranz 36
Sam Freeman 82	Kevin Thomas 226.2	
EARNED RUN AVERAGE	WALKS	HITS ALLOWED
(Minimum 100.0 IP/team)	Chris Lambert 119	Jordan Pals 363
Dakota Hudson 2.53	Michael Blazek 108	Richard Castillo 310
Cory Doyne 2.75	Eric Haberer 106	Corey Baker 280
Lance Lynn 2.85	Corey Baker 103	Andrew Morales 264
Joey Donofrio 2.93	Seth Blair 99	Ryan Kulik 256
Ryan Sherriff 2.93	Scott Gorgen 94	Kyle Hald 255
Jess Todd 2.97	Richard Castillo 92	Jonathan Cornelius 249
Austin Gomber 3.10	Nick Additon 89	Chris Lambert 247
Trey Hearne 3.22	Kevin Thomas 88	Nick Additon 241
Seth Maness 3.27	Jordan Pals 81	David Kopp 231
Oscar Alvarez 3.40	Ryan Kulik 80	
WINS	STRIKEOUTS	RUNS ALLOWED
Jonathan Cornelius 17	Michael Blazek 236	Jordan Pals 183
Michael Blazek 16	Corey Baker 221	Chris Lambert 164
Eric Haberer 16	Kevin Thomas 219	Corey Baker 150
Trey Hearne 16	Justin Wright 200	Richard Castillo 143
David Kopp 16	Chris Lambert 199	Ryan Kulik 141
Randy Leek 15	Jordan Pals 191	Seth Blair 136
Jordan Pals 15	Scott Gorgen 185	Michael Blazek 131
Nick Additon 15	Nick Additon 183	Kevin Thomas 131
Richard Castillo 15	Andrew Morales 179	Jonathan Cornelius 130
Scott McGregor 15	Richard Castillo 177	
Scott Gorgen 14	Kyle Hald 177	HOME RUNS ALLOWED
Kyle Hald 14		Jordan Pals 40
SAVES	LOSSES	Corey Baker 36
Keith Butler 32	Chris Lambert 19	Michael Blazek 36
Francisco Samuel 28	Jonathan Cornelius 18	Chris Lambert 35
Chris Perez 27	Jordan Pals 18	Nick Additon 35
Mark Worrell 27	Ryan Kulik 16	Richard Castillo 30
Cory Doyne 25	Seth Blair 16	Randy Leek 29
Fernando Salas 25	Corey Baker 16	Jonathan Cornelius 28
Ronnie Shaban 22	Richard Castillo 15	Andrew Morales 28
Eduardo Sanchez 21	Michael Blazek 14	Seth Blair 27
Joey Donofrio 17	Scott Gorgen 14	Kyle Hald 27
Adam Reifer 17	Kurt Heyer 14	
Josh Lucas 16	Gary Daley 13	WINNING % (Min. 10 Dec.)
Kevin Herget 15	Deryk Hooker 13	Seth Maness .786 (11-3)
	Andrew Morales 13	Shelby Miller .750 (9-3)
		Lance Lynn .733 (11-4)
		Fernando Salas .727 (8-3)
		Trey Hearne .696 (16-7)
		Dakota Hudson .692 (9-4)
		Randy Leek .682 (15-7)
		Thomas Lee .667 (8-4)
		Scott McGregor .652 (15-8)
		David Kopp .615 (16-10)

THE LAST TIME IT HAPPENED

CARDINALS PINCH-HIT HOME RUN Bruce Caldwell @ San Antonio off Eric Yardley 8/8/17, 8th Inning	FOUR STOLEN BASES IN ONE GAME BY CARDINAL Jose Garcia - July 5, 2011 @ Midland
CARDINALS BACK-TO-BACK HOME RUNS Andrew Knizner and Tommy Edman vs. Corpus Christi 8/12/17 at Whataburger Field off Alex Winkelman	HOME RUN BY CARDINAL PITCHER Michael Blazek vs. Tulsa 6/9/11, 4th inning off Josh Sullivan
OPPONENT BACK-TO-BACK HOME RUNS Matt Beary, Kyle Garlick and Blake Gailen of Tulsa off Trey Nielsen 7/31/17 at ONEOK Field	OPPONENT HOME RUN BY PITCHER Bruce Billings (TUL) at Tulsa 5/21/10, 5th inning off David Kopp
MULTIPLE HRs BY CARDINAL IN ONE GAME Adolis Garcia (2 HRs) vs. Tulsa 8/28/17 at Hammons Field	LONGEST WINNING STREAK 8 games (6/9/07 - 6/17/07)
THREE CONSECUTIVE HRs BY CARDINALS Travis Hanson, Aaron Herr and Juan Diaz vs. Arkansas, July 25, 2005, eighth inning off Mark O'Sullivan	LONGEST LOSING STREAK 10 games (7/20/09 - 7/28/09 and 4/21/12 - 4/30/12)
CARDINAL LEADOFF HOME RUN Oscar Mercado vs. San Antonio off Chris Huffman 6/3/17	TEN STRIKEOUTS BY CARDINAL PITCHER Austin Gomber (11 Ks) vs. Arkansas 8/31/17
OPPONENT LEADOFF HOME RUN Corey Toups of NW Arkansas off Corey Baker 8/25/16 at Hammons Field	MOST CONSECUTIVE WINS BY A CARDINAL STARTING PITCHER 9 Games by Trey Hearne (5/13/09 - 7/12/09) 9 Games by Brian Broderick (7/17/10 - 9/4/10)
GRAND SLAM BY CARDINAL Anthony Garcia @ Frisco off Pedro Payano at Dr. Pepper Ballpark 7/4/17, 3rd Inning	COMPLETE GAME BY CARDINAL PITCHER Dakota Hudson 6/7/17 @ NW Arkansas (7IP, 2R, 6H, 2K, 2BB, 91 Pitches)
GRAND SLAM BY OPPONENT Cody Bellinger of Tulsa off Pedro Echemendia at ONEOK Field 7/27/17, 1st inning	CARDINAL POSITION PLAYER PITCHED Jonathan Rodriguez @ Midland, 8th inning, 8/20/16
CARDINAL WALK-OFF HOME RUN Randy Arozarena in 12th inning vs. NW Arkansas at Hammons Field 8/5/17 off Mark Peterson	CONSECUTIVE SAVES BY CARDINAL Chris Perez - 27 (4/10/07 - 7/27/07)
OPPONENT WALK-OFF HOMERUN Kyle Garlick of Tulsa in 10th inning at ONEOK Field 6/22/16 off Ronnie Shaban	SHUTOUT BY CARDINAL PITCHER Matt Pearce 5/26/17 @ San Antonio (9IP, 0R, 4H, 6K, 0BB, 107 Pitches)
CARDINAL HIT FOR CYCLE Domnit Bolivar 6/10/11 vs. Tulsa (4x5, 2B, HR, 1B, 3B) Eric Duncan 8/28/11 @ Arkansas (4x5, 2B, HR, 3B, 1B)	NO HITTER BY CARDINAL PITCHER -
FIVE HITS IN ONE GAME BY CARDINAL Oscar Taveras 5x5 (HR, 2B, 2 RBI, 4 Runs, BB) 6/4/12 vs. Corpus Christi @ Hammons Field	NO HITTER BY OPPONENT May 10, 2012 @ NW Arkansas (Greg Holland 1.0 IP, Chris Dwyer 6.2 IP, Brendan Lafferty 0.1 IP, Kendall Volz 1.0 IP) Loss, 2-0.
	COMBINED CARDINAL SHUTOUT Pedro Echemendia (6.0 IP), Corey Littrell (1.0 IP), Sandy Alcantara (1.0 IP) and Landon Beck (1.0 IP) on 8/28/17 vs. Tulsa (8-0 win)

SPRINGFIELD INDIVIDUAL SINGLE-SEASON RECORDS

BATTING RECORDS

AVERAGE (Min. 300 AB)
Tyler Minges (2005) - .324

GAMES
Travis Hanson (2005) - 137

AT-BATS
Travis Hanson (2005) - 546

RUNS
Tyler Minges (2005) - 98

HITS
Charlie Tilson (2015) - 159

DOUBLES
Colby Rasmus (2007) - 37
Oscar Taveras (2012) - 37* Led Texas League

TRIPLES
Charlie Tilson (2015) - 9

HOME RUNS
Matt Adams (2011) - 32

RBI
Matt Adams (2011) - 101* Led Texas League

WALKS
Xavier Scruggs (2013) - 82* Led Texas League

STRIKEOUTS
Xavier Scruggs (2013) - 177

STOLEN BASES
Charlie Tilson (2015) - 46

SLUGGING PERCENTAGE (Min. 300 PA)
Oscar Taveras (2012) - .572* Led Texas League

TOTAL BASES
Oscar Taveras (2012) - 273* Led Texas League

ON-BASE PERCENTAGE (Min. 300 PA)
Mike O'Neill (2013) - .431

ERRORS
Travis Hanson (2005) - 36

PITCHING RECORDS

ERA (Min. 100 IP)
Dakota Hudson (2017) - 2.53

GAMES
Fernando Salas (2008) - 60

WINS
Randy Leek (2005) - 15

LOSSES
Sam Gaviglio (2014) - 12

SAVES
Mark Worrell* (2006), Chris Perez (2007) - 27

GAMES STARTED
Nick Additon (2010) Randy Leek (2005), Jordan Pals (2005 and 2006), Mike Parisi (2006) and Daniel Poncedeleon (2016) - 27

COMPLETE GAMES
Randy Leek (2005) - 3

SHUTOUTS
Randy Leek (2005) - 2

INNINGS PITCHED
Randy Leek (2005) - 185.2

STRIKEOUTS
Austin Gomber (2017) - 140

WALKS
Eric Haberer (2007) - 72* Led Texas League

HIT BATTERS
Gary Daley (2010) - 18* Led Texas League

HOME RUNS ALLOWED
Randy Leek (2005) - 29* Led Texas League

WINNING % (Min. 10 Decisions)
Brian Broderick (2010) - .846 (11-2)

LOWEST OPPONENTS BA (Min. 100 IP)
Jess Todd (2008) - .216

WILD PITCHES
Sandy Alcantara (2017) - 20

SPRINGFIELD INDIVIDUAL SINGLE GAME RECORDS

OFFENSE

RUNS
Last by Bruce Caldwell 4 (7/4/17 @ Frisco)

HITS

Jose Martinez 5 (8/19/07 @ Corpus Christi)
Steven Hill 5 (4/21/09 @ Midland)
Aaron Luna 5 (4/14/11 vs. Frisco)
Matt Adams 5 (5/25/11 vs. Corpus Christi)
Shane Robinson 5 (7/20/11 vs. Tulsa)
Oscar Taveras 5 (6/4/12 vs. Corpus Christi)

DOUBLES

Jeremy Hazelbaker 4 (6/5/15 vs. Midland)

TRIPLES

Daniel Descalso 2 (4/27/09 @ NW Arkansas)
Daryl Jones 2 (6/2/10 @ Corpus Christi)
Jermaine Curtis 2 (5/23/11 @ Tulsa)
Kolten Wong 2 (4/6/12 vs. Frisco)
Harrison Bader 2 (6/22/16 @ Tulsa)

HOME RUNS

Last by Adolis Garcia 2 (8/28/17 vs. Tulsa)

RUNS BATTED IN

Rico Washington 7 (4/11/06 @ Tulsa)
Terry Evans 7 (6/10/06 vs. Arkansas)
Colby Rasmus 7 (5/29/07 vs. San Antonio)
Andrew Brown 7 (4/18/10 vs. Midland)

WALKS

Reid Gorecki 4 (6/13/06 vs. Arkansas)
Brandon Yarbrough 4 (8/13/08 vs. San Antonio)
Greg Garcia 4 (5/14/12 @ Arkansas)
Matt Williams 4 (4/6/14 vs. Corpus Christi)
Darren Seferina 4 (7/28/17 vs. NW Arkansas)

STRIKEOUTS

Xavier Scruggs 6 (8/24/12 @ NW Arkansas)

STOLEN BASES

Jose Garcia 4 (7/5/11 @ Midland)

EXTRA-BASE HITS

Steven Hill 4 (4/21/09 @ Midland)
Tommy Pham 4 (8/13/10 vs. Corpus Christi)
Jeremy Hazelbaker 4 (6/5/15 vs. Midland)

TOTAL BASES

Tommy Pham 12 (8/13/10 vs. Corpus Christi)
Shane Robinson 12 (7/20/11 vs. Tulsa)
Harrison Bader 12 (5/10/16 @ Tulsa)

HIT FOR THE CYCLE

Domnit Bolivar 6/10/11 vs. Tulsa
Eric Duncan 8/28/11 @ Arkansas

PITCHING

INNINGS PITCHED (Starter)
Last by Matt Pearce 9.0 (5/26/17 @ San Antonio)

INNINGS PITCHED (Reliever)
Jess Todd 7.1 (7/19/08 vs. Arkansas)

RUNS ALLOWED

Jordan Pals 11 (7/19/06 @ Wichita)
Kevin Thomas 11 (7/4/11 @ Midland)

HITS ALLOWED

Jeremy Cook 13 (5/25/05 @ Midland)
Randy Leek 13 (6/26/05 vs. San Antonio)
Trey Hearne 13 (7/18/09 vs. NW Arkansas)

FEWEST HITS ALLOWED (CG, 9 Innings)
Brian Broderick 2 (6/4/10 @ Corpus Christi)

FEWEST HITS ALLOWED (CG, 7 Innings)
Ryan Kulik 1 (7/12/10 Game 1 vs. Midland)

STRIKEOUTS

Trey Hearne 13 (5/8/09 vs. NW Arkansas)

WALKS

Nick Additon 9 (7/28/09 @ Arkansas)
Shaun Garceau 9 (5/5/10 @ NW Arkansas)

HOME RUNS ALLOWED

Randy Leek 4 (7/19/05 vs. Wichita)
Jordan Pals 4 (7/24/06 vs. Arkansas)
Gary Daley 4 (6/16/10 vs. Arkansas)
David Kopp 4 (5/30/11 vs. San Antonio)
Michael Blazek 4 (2x, 5/17/11 vs. Midland and 6/14/11 @ Arkansas)
Brett Zawacki 4 (7/19/11 vs. Tulsa)
Corey Baker 4 (5/25/16 vs. Midland)

HIT BATTERS

Eric Haberer 4 (5/17/08 @ Tulsa)

WILD PITCHES

Sandy Alcantara 6 (4/13/17 vs. Frisco)

BALKS

Chris Lambert 2 (6/25/05 vs. San Antonio)
Michael Blazek 2 (7/8/11 vs. Frisco)
Scott Schneider 2 (7/29/11 vs. NW Arkansas)

CYCLES AGAINST

Will Venable, San Antonio (5/30/2007 @ Springfield)
Zach Borenstein, Arkansas (4/20/2014 @ Springfield)

SPRINGFIELD CARDINALS ALL-TIME ROSTER & JERSEY NUMBERS

Luke Gorsett, 2008 (#25)
 Ruben Golay, 2013 (#18)
 Casey Grayson, 2017 (#38)
 Khalil Greene, 2009 (#36)
 Tyler Greene, 2007-2008 (#15, #8)
 Nick Greenwood, 2011, 2013 (#32)
 Luke Gregerson, 2008 (#23, #21)
 Randal Grichuk, 2017 (#21)
 Henry Guerrero, 2007 (#36, 7, 24)
H
 Eric Haberer, 2006-2007 (#19)
 Cody Haerther, 2005-2008 (#16, #15, #10)
 Kyle Hald, 2014-15 (#30, #22)
 Mark Hamilton, 2007-09 (#25, #15)
 Travis Hanson, 2005-06 (#23, #22, #16)
 Mitch Harris, 2014 (#36)
 Chandler Hawkins, 2016-17 (#19, #28)
 Joey Hawkins, 2016 (#3)
 Blake Hawksworth, 2006 (#44, #23)
 Jeremy Hazelbaker, 2015 (#26)
 Trey Hearne, 2009-10 (#33, #35)
 Ryan Helsley, 2017 (#32)
 Tyler Henley, 2009-11 (#12)
 Kevin Herget, 2015-17 (#18, #36, #16)
 Elvis Hernandez, 2009 (#29)
 Aaron Herr, 2005 (#38)
 Juan Herrera, 2016 (#16)
 Tyler Herron, 2008-09 (#24)
 Kurt Heyer, 2014-16 (#26, #31, #32)
 Steven Hill, 2008-11 (#18, #21)
 Jarrett Hoffpauir, 2006-2007 (#10)
 Kris Honel, 2008 (#27)
 Deryk Hooker, 2011-13 (#19, #27)
 Dakota Hudson, 2016-17 (#34)
I
 D'Marcus Ingram, 2011 (#21, #31)
 Jason Istringhausen, 2008 (#41)
J
 Ryan Jackson, 2011 (#23)
 Chris Jacobs, 2016 (#44)
 Milko Jaramillo, 2005 (#10)
 Jon Jay, 2007 (#23)
 Jesse Jenner, 2016-17 (#3, #7, #43)
 Tyler Johnson, 2007 (#28)
 Connor Jones, 2017 (#30)
 Daryl Jones, 2008-11 (#29, #4)
 Gabe Johnson, 2005-06 (#5, #35)
K
 Mason Katz, 2016 (#4)
 Jonathan Keener, 2014 (#47)
 Carson Kelly, 2016 (#5)
 Joe Kelly, 2011 (#22)
 Dean Kiekhefer, 2013-14 (#47, #46, #40)
 Blake King, 2009-10 (#27)
 Josh Kinney, 2005, 2008 (#34, #33)
 Andrew Knizner, 2017 (#27)
 David Kopp, 2009-11 (#44)
 Pete Kozma, 2009-10 (#11, #27, #5)
 Ryan Kulik, 2009-11 (#38, #28)
L
 Cole Lankford, 2016 (#29)
 Chris Lambert, 2005-2007 (#24, #32)
 Rayner Laya, 2005-06 (#3, #23)
 Thomas Lee, 2015 (#35, #31)
 Randy Leek, 2005 (#29)
 Jake Lemmerman, 2013 (#23)
 Kristhian Linares, 2009 (#30)
 Gabriel Lino, 2017 (#5)
 Corey Littrell, 2016-17 (#21, #40)
 Dixon Llorens, 2014 (#11)
 Kyle Lohse, 2009-10 (#28)
 Nick Longmire, 2013, (#21)
 Josh Lucas, 2015-16 (#31, #29, #40)
 Juan Lucena, 2007 (#28, #26)
 Aaron Luna, 2009-11 (#15, #10)
 Jeff Lyman, 2011 (#39)
 Lance Lynn, 2009, 2016 (#35, #41)
 Tyler Lyons, 2012, 2014, 2017 (#23, #33)
 Nick Martini, 2014-16 (#47, #5, #3, #26, #33)
 Carlos Martinez, 2012-13 (#16, #46)
 Amaury Marti, 2006-07 (#40, #15)
 Jose Martinez, 2007-08 (#3)
 Luis Mateo, 2013-14 (#26, #7, #27)
 Joe Mather, 2007, 2009 (#21, #25)
 Mike Mayers, 2014-16 (#40, #35, #28)
 Kyle McClellan, 2007 (#38)
M
 Pete Maestres, 2008 (#31)
 Kenneth Maiques, 2009 (#40)
 Seth Maness, 2012, 2016 (#27, #41)
 Brian Martin, 2006 (#22)
 Daiyn Martinez, 2017 (#16)
 Jeremy Martinez, 2017 (#40)
 Nick Martini, 2014-2017 (#5, #47, #3, #26, #33, #21)
 Mark McCormick, 2008 (#44)
 Mike McCoy, 2005-07 (#3, #5)
 C.J. McElroy, Jr., 2016 (#4)
 Scott McGregor, 2010, 2012-13 (#38, #18)
 Deck McGuire, 2016 (#22)
 Ian McKinney, 2016-17 (#40, #32)
 Blake McKnight, 2016-17 (#30, #33)
 Chris Mears, 2005 (#36)
 Ryan Meaux, 2007 (#22)
 Alex Mejia, 2014-17 (#19, #4, #7)
 Adam Melker, 2012-13 (#26, #4)
 Tyler Melling, 2015 (#35)
 Oscar Mercado, 2017 (#26)
 Matt Meyer, 2010 (#40)
 Greg Miclat, 2014 (#3)
 Jonathan Mikrut, 2008 (#26, #28)
 Aaron Miles, 2010 (#12)
 Shelby Miller, 2011 (#26)
 Travis Miller, 2013 (#21)
 Tyler Minges, 2005 (#26)
 Danny Miranda, 2013-14 (#38)
 Yadier Molina, 2014 (#4)
 Andrew Morales, 2015-17 (#34, #40, #30)
 Clayton Mortensen, 2008 (#32)
 Brandon Moss, 2016 (#22)
 Jason Molte, 2005-07, 2014 (#36, #28, #18, #32)
 Dan Moylan, 2005-06 (#12, #4)
 Mark Mulder, 2008 (#36)
 Casey Mulligan, 2009-11 (#22, #38)
 Mike Mura, 2008-10 (#36, #39)
N
 Iden Nazario, 2012, 2014-15 (#40, #39, #47)
 Dan Nelson, 2008 (36)
 Joe Nelson, 2005 (#31)
 Trey Nielsen, 2016-17 (#27)
 Arquimedes Nieto, 2010-11 (#12, #11, #31)
 John Nogowski, 2017 (#47)
 Tyler Norrick, 2009-10 (#26, #29)
 Mark Nussbeck, 2005 (#19)
O
 Brian O'Keefe, 2017 (#5)
 Mike O'Neill, 2012-15 (#23, #7, #11, #4)
 Michael Ohlman, 2015-16 (#25, #7)
 Kevin Ool, 2005-07 (#27, #30)
 Rafael Ortega, 2014 (#5)
 Adam Ottavino, 2008 (#30)
P
 Matt Pagnozzi, 2005, 2007-08 (#22, #19, #5)
 Jordan Pals, 2005-06 (#41)
 Pete Parise, 2009 (#16)
 Mike Parisi, 2006 (#18)
 Tyler Parker, 2005 (#32, #33, #11)
 Josh Pearce, 2005 (#19)
 Matt Pearce, 2016-17 (#16, #37)

SPRINGFIELD CARDINALS ALL-TIME ROSTER & JERSEY NUMBERS

Brayan Pena, 2016 (#41, #44)
 Jhonny Peralla, 2016 (#30)
 Luis Perdomo, 2008 (#19)
 Audry Perez, 2011-13 (#10, #5)
 Chris Perez, 2007 (#35)
 Chris Perry, 2013, 2015-16 (#33, #29, #34)
 Shane Peterson, 2009 (#15)
 Zach Petrick, 2013-14 (#32)
 Nick Petree, 2014-15 (#40, #31)
 Tommy Pham, 2010-13, 2016 (#44, #24, #4, #22, #27, #16)
 Leobaldo Pina, 2017 (#19)
 Stephen Piscotty, 2013, 2017 (#12, #48)
 Jhonny Polanco, 2015 (#44)
 Stuart Pomeranz, 2005-06 (#25)
 Daniel Poncedeleon, 2016 (#23)
 David Popkins, 2014 (#16, #23)
 Josh Pressley, 2006 (#39)
 Neal Pritchard, 2012-13 (#32, #21, #3)
 Bill Pulsipher, 2005 (#33)
 Nick Punto, 2011 (#22)
R
 Jose Rada, 2011 (#36)
 Collin Radack, 2016 (#19)
 Tyler Rahmatulla, 2013 (#29)
 James Ramsey, 2013-14 (#40, #3, #7, #23)
 Jim Rappoport, 2008-11 (#7, #27)
 Casey Rasmus, 2013 (#22)
 Colby Rasmus, 2007 (#4)
 Cory Rauschenberger, 2007-08, 2011 (#44)
 Anthony Rawson, 2005 (#27)
 Jimmy Reed, 2014-15, 2017 (#3, #40)
 Chase Reid, 2012 (#35, #11)
 Adam Reifer, 2010 (#26)
 Alex Reyes, 2015 (#19)
 Arturo Reyes, 2015 (#36)
 Robelys Reyes, 2015 (#26)
 Mikey Reynolds, 2016 (#3)
 Juan Richardson, 2006-07 (#34)
 Bo Robinson, 2005 (#24)
 Shane Robinson, 2008, 2011, 2013 (#4, #27, #11)
 Jonathan Rodriguez, 2014-16 (#28)
 Starlin Rodriguez, 2013-15 (#22, #27, #26, #38, #18)
 Jamie Romak, 2012 (#41)
 Jorge Rondon, 2011-12 (#40, #57)
 Alberto Rosario, 2015 (#23)
 Rainer Rosario, 2012 (#29)
 Trevor Rosenthal, 2012 (#44)
 Robby Rowland, 2015-16 (#33, #22)
 Casey Rowlett, 2007-08 (#11)
 Rich Rundles, 2006 (#44)
 Chris Russ, 2006-07 (#21, #31)
 Zach Russell, 2013 (#19)
 Evan Rust, 2005 (#39)
 Brendan Ryan, 2005-06, 2008 (#44, #26)
S
 Kyle Sadlowski, 2008 (#19)
 Fernando Salas, 2008-09 (#38)
 Francisco Samuel, 2009-11 (#19)
 Danilo Sanchez, 2007 (#33)
 Eduardo Sanchez, 2009-11 (#29, #27)
 Rich Scalandre, 2005-06 (#44, #12)
 Matt Scherer, 2007-08 (#41)
 Scott Schneider, 2011-12 (#29, #16)
 Cody Schumacher, 2015 (#32)
 Andy Schutzenhofer, 2005 (#22)
 Xavier Scruggs, 2010, 2012-13 (#39, #15)
 Colt Sedbrook, 2009-10 (#11)
 Darren Seferina, 2017 (#19)
 Ronnie Shaban, 2014-16 (#15, #47)
 Jake Shaffer, 2012 (#31)
 Ryan Sheriff, 2013-15 (#38, #37)
 Mark Sherry, 2007-08 (#40)
 Kevin Siegrist, 2012-14, 2017 (#37, #35, #34, #44)
 Magneuris Sierra, 2017 (#29)
 Mike Sillman, 2007 (#29)
 Jesse Simpson, 2011-12 (#16, #39)
 Curt Smith, 2009-10, 2014 (#29, #22, #18)
 Andrew Sohn, 2015-16 (#26, #7, #21)
 Donovan Solano, 2008-09, 2011 (#18, #11, #3)
 Edmundo Sosa, 2017 (#28)
 Thomas Spitz, 2016-17 (#5, #19)
 Cody Stanley, 2013-14 (#40, #21)
 Allen Statok, 2016 (#38)
 Nick Stavinoaha, 2006 (#33)
 Brian Stilt, 2007 (#33)
 Nick Stocks, 2005 (#30)
 Lee Stoppelman, 2013-15 (#39, #48)
 J.C. Sulbaran, 2016 (#15)
 Jordan Swagerty, 2011, '13, '15 (#18, #41) DNP in SPR in 2013
 Chris Swauger, 2010-14 (#8, #28, #35, #40)
T
 Travis Tartamella, 2011-14 (#38, #29, #12, #4, #27)
 Oscar Taveras, 2012 (#25)
 Ruben Tejada, 2016 (#16, #39)
 Chris Thomas, 2014-16 (#33, #26, #31)
 Kevin Thomas, 2011-13 (#35, #11)
 Nick Thompson, 2016 (#22)
 Dickie Joe Thon, 2017 (#35)
 Charlie Tilson, 2014-15 (#16, #8)
 Jess Todd, 2008 (#27) Sam Tuivailala, 2014 (#44)
 Casey Turgeon, 2016-17 (#3, #21)
V
 Breyvic Valera, 2012, 2014-16 (#40, #32, #15)
 Ross Vance, 2017 (#41)
 Scott Vander Weg, 2008 (#25)
 A.J. Van Slyke, 2008 (#18)
 Ildemaro Vargas, 2014 (#47)
 Niko Vasquez, 2011-12 (#7)
 Gerwuins Velazco, 2014 (#43)
 Luke Voit, 2016 (#18)
W
 Michael Wacha, 2012, 2014 (#39, #48)
 Adam Wainwright, 2008 (#41)
 Jordan Walden, 2015 (#41)
 Brett Wallace, 2008-09 (#23, #25)
 Shane Wallace, 2005 (#39)
 Colin Walsh, 2013 (#5)
 Johnny Walter, 2016 (#31, #39)
 P.J. Walters, 2007-08 (#33)
 Sam Walton, 2006 (#39)
 David Washington, 2015-16 (#30)
 Rico Washington, 2006-07 (#8, #28, #11)
 Luke Weaver, 2016 (#3)
 Nick Webber, 2007-08 (#39)
 Todd Wellemeyer, 2007 (#35)
 Jake Westbrook, 2013 (#35)
 Boone Whiting, 2012-13 (#40, #21)
 Rowan Wick, 2016-17 (#44, #35)
 Brett Wiley, 2015 (#27)
 Joe Williams, 2009 (#44)
 Matt Williams, 2013-15 (#31, #7, #25, #38, #18, #27)
 Jacob Wilson, 2014-17 (#7, #4, #33)
 Patrick Wisdom, 2014-15 (#35, #5)
 Garrett Wittels, 2012 (#40)
 Kolten Wong, 2012, 2017 (#4, #3)
 Mark Worrell, 2006 (#27)
 Justin Wright, 2012-16 (#43, #3, #31, #21, #27, #29)
 Heath Wyatt, 2013, 2015-16 (#33, #34, #32, #22)
Y
 Brandon Yarbrough, 2008 (#12)
 Andy Young, 2017 (#43)
Z
 Brett Zawacki, 2011 (#40, #28) Bob Zimmerman, 2008 (#35)
 Pete Zoccolillo, 2005 (#19)
 Zack Zuercher, 2007-2008 (#22)



HAMMONS FIELD
Springfield, Missouri

Minor League Affiliates

ST. LOUIS CARDINALS MINOR LEAGUE AFFILIATES



MEMPHIS REDBIRDS

Triple-A Pacific Coast League
175 Toyota Center, Ste. 300
Memphis, TN 38103
Phone: (901) 721-6050
Fax: (901) 527-1642
www.memphisredbirds.com

General Manager: Craig Unger
Field Manager: Stubby Clapp
Pitching Coach: Dernier Orozco
Hitting Coach: Mark Budaska
Trainer: Matt Corvo



SPRINGFIELD CARDINALS

Double-A Texas League
955 E. Trafficway
Springfield, MO 65802
Phone: (417) 863-0395
Fax: (417) 863-0388
www.springfieldcardinals.com

General Manager: Dan Reiter
Field Manager: Johnny Rodriguez
Pitching Coach: Darwin Marrero
Hitting Coach: Jobel Jimenez
Trainer: Brent Neuharth



PALM BEACH CARDINALS

Class-A Florida State League
4751 Main Street
Jupiter, FL 33458
Phone: (561) 775-1818
Fax: (561) 691-6886
www.palmbeachcardinals.com

General Manager: Alex Inman
Field Manager: Dann Bilardello
Pitching Coach: Will Ohman
Hitting Coach: Brandon Allen
Trainer: Chris Whitman



PEORIA CHIEFS

Class-A Midwest League
730 SW Jefferson
Peoria, IL 61605
Phone: (309) 680-4000
Fax: (309) 680-4080
www.peoriachiefs.com

General Manager: Brendan Kelly
Field Manager: Chris Swauger
Pitching Coach: Cale Johnson
Hitting Coach: Russell Chambliss
Trainer: Dan Martin



STATE COLLEGE SPIKES

Class-A New York-Penn League (Short Season)
112 Medlar Field at Lubrano Park
University Park, PA 16802
Phone: (814) 272-1711
Fax: (814) 272-1718
www.statecollegespikes.com

General Manager: Scott Walker
Field Manager: Joe Kruzal
Pitching Coach: Adrian Martin
Hitting Coach: Roger LaFrancois
Trainer: TBA



JOHNSON CITY CARDINALS

Rookie Appalachian League (Short Season)
111 Legion St.
Johnson City, TN 37601
Phone: (423) 461-4866
Fax: (423) 461-4864
www.jccardinals.com

General Manager: Zac Clark
Field Manager: Roberto Espinoza
Pitching Coach: Rick Harig
Hitting Coach: Cody Gabella
Trainer: Koji Kanemura



MEMPHIS REDBIRDS

Triple-A Pacific Coast League ♦ 2017 Record: 91-50
 Attendance: 350,007
 Playoffs: Beat El Paso (3-2) in PCL Finals



2017 INDIVIDUAL BATTING STATISTICS

BATTERS	AVG	G	AB	R	H	2B	3B	HR	RBI	TB	BB	IBB	SO	SB	CS	OBP	SLG	OPS	SF	SAC	HBP	DP	E
Bader, Harrison	.283	123	431	74	122	18	1	20	55	202	34	0	118	15	9	.347	.469	.816	3	1	10	3	3
Caldwell, Bruce	.194	13	31	4	6	1	0	0	3	7	2	0	14	0	0	.235	.226	.461	1	2	0	0	0
Cunningham, Todd	.270	76	230	45	62	14	2	4	27	92	37	1	37	6	2	.401	.400	.801	2	2	15	4	0
DeJong, Paul	.299	48	177	27	53	9	0	13	34	101	9	0	46	0	2	.339	.571	.909	1	1	2	3	8
Diaz, Aledmys	.253	46	170	19	43	9	1	4	26	66	10	0	30	3	3	.305	.388	.693	3	0	4	2	4
Garcia, Anthony	.179	14	39	1	7	1	0	1	3	11	3	0	6	1	1	.256	.282	.538	0	0	1	1	0
Garcia, Jose Adolis	.301	40	136	21	41	11	2	3	10	65	7	0	31	3	1	.342	.478	.820	1	1	2	6	0
Grichuk, Randal	.270	14	63	11	17	3	0	6	9	38	3	1	20	0	0	.313	.603	.917	0	0	1	2	0
Huffman, Chad	.247	59	174	27	43	13	1	6	25	76	32	1	39	1	0	.386	.437	.823	1	0	8	3	0
Jenner, Jesse	.667	1	3	2	2	1	0	0	0	3	1	0	0	0	0	.750	1.000	1.750	0	0	0	0	0
Kelly, Carson	.283	68	244	37	69	13	0	10	41	112	33	0	40	0	2	.375	.459	.834	0	0	3	11	4
Lino, Gabriel	.236	22	72	4	17	5	0	1	8	25	9	1	21	0	0	.317	.347	.664	1	0	0	3	3
Martinez, Jeremy	.333	1	3	4	1	0	0	0	0	1	2	0	0	0	0	.600	.333	.933	0	0	0	0	0
Martini, Nick	.303	98	360	60	109	20	5	6	55	157	55	2	77	5	1	.394	.436	.830	7	0	4	6	1
Mejia, Alex	.335	55	206	25	69	15	0	4	33	96	14	0	30	1	1	.381	.466	.847	1	1	2	4	1
O'Neill, Tyler	.246	130	495	77	122	26	3	31	95	247	54	0	151	14	2	.321	.499	.820	5	0	3	8	5
Peralta, Jhonny	.364	3	11	2	4	1	0	0	2	5	1	0	1	0	0	.417	.455	.871	0	0	0	0	0
Pham, Tommy	.283	25	92	17	26	8	0	4	19	46	13	0	21	6	3	.371	.500	.871	0	1	0	1	2
Piscotty, Stephen	.313	8	32	7	10	3	0	4	7	25	6	0	7	0	0	.421	.781	1.202	0	0	0	0	0
Ravelo, Rangel	.314	89	306	49	96	25	1	8	41	147	31	1	56	1	2	.383	.480	.863	3	0	5	11	4
Rosario, Alberto	.247	50	190	20	47	6	0	0	23	53	11	0	31	3	0	.291	.279	.570	1	1	1	5	5
Schafer, Jordan	.450	6	20	4	9	2	0	0	5	11	1	0	2	1	0	.476	.550	1.026	0	0	0	0	0
Tovar, Wilfredo	.253	111	360	44	91	19	0	6	31	128	27	0	64	19	7	.306	.356	.661	1	2	1	9	12
Valera, Breyvic	.314	117	424	68	133	22	6	8	41	191	38	1	34	11	11	.368	.450	.819	4	3	1	7	5
Voit, Luke	.327	74	269	35	88	23	1	13	50	152	29	1	53	1	1	.407	.565	.972	1	0	8	3	5
Wisdom, Patrick	.243	127	456	68	111	25	1	31	89	231	38	0	149	2	2	.310	.507	.817	4	0	8	7	15
Team Total	.278	141	4826	714	1341	278	22	164	683	2155	461	9	1040	84	48	.348	.447	.795	39	37	79	93	82

MEMPHIS REDBIRDS



2017 INDIVIDUAL PITCHING STATISTICS

PITCHERS	W	L	ERA	G	GS	CG	SHO	SV	SVO	IP	H	R	ER	HR	HB	BB	IBB	SO	BK	WP	GO/AO	DP	WHIP	AVG	HLD
Bray, Tyler	1	0	11.12	3	0	0	0	0	0	5.2	12	8	7	0	0	1	0	6	0	0	1.75	1	2.29	.429	0
Brebbia, John	1	1	1.69	15	1	0	0	3	3	26.2	16	5	5	2	1	5	0	29	0	1	0.47	1	0.79	.172	2
Duke, Zach	0	0	0.00	6	0	0	0	0	0	6.0	2	0	0	0	0	1	0	6	0	0	3.00	0	0.50	.100	1
Echemendia, Pedro	1	0	0.00	1	0	0	0	0	0	3.0	2	0	0	0	1	2	0	0	0	0	0.60	1	1.33	.200	0
Ellis, Chris	2	3	7.88	11	5	0	0	0	0	32.0	42	31	28	7	4	15	0	31	0	2	0.80	0	1.78	.321	0
Flaherty, Jack	7	2	2.74	15	15	0	0	0	0	85.1	73	26	26	10	0	24	2	85	0	4	0.84	2	1.14	.233	0
Gallen, Zac	1	1	3.48	4	4	0	0	0	0	20.2	18	9	8	2	3	6	0	23	1	1	1.33	3	1.16	.237	0
Gant, John	6	5	3.83	18	18	0	0	0	0	103.1	109	47	44	10	4	25	1	99	1	2	1.12	8	1.30	.272	0
Gilmartin, Sean	2	3	6.70	16	9	0	0	1	1	49.2	67	38	37	8	2	16	0	39	0	1	0.95	3	1.67	.319	2
Gonzales, Marco	6	4	2.90	11	11	0	0	0	0	68.1	54	25	22	6	4	17	0	57	0	0	1.09	7	1.04	.220	0
Harris, Mitch	0	0	9.00	2	0	0	0	0	0	2.0	3	2	2	0	0	0	0	0	0	0	0.20	0	1.50	.375	0
Helsley, Ryan	0	0	3.60	1	1	0	0	0	0	5.0	7	2	2	0	0	3	0	5	0	0	1.67	1	2.00	.350	0
Herget, Kevin	4	2	4.62	22	9	0	0	0	0	62.1	68	35	32	7	3	21	0	60	1	5	0.81	6	1.43	.280	1
Heyer, Kurt	0	0	16.20	1	0	0	0	0	0	1.2	3	3	3	0	0	4	0	2	0	0	3.00	0	4.20	.429	0
Hudson, Dakota	1	1	4.42	7	7	0	0	0	0	38.2	36	20	19	2	0	15	0	19	0	4	1.68	8	1.32	.252	0
Lee, Thomas	0	1	54.00	1	0	0	0	0	0	0.2	5	4	4	1	0	1	0	0	0	0	1.00	0	9.00	.714	0
Lucas, Josh	8	1	3.15	47	0	0	0	17	20	60.0	58	23	21	3	3	12	1	68	0	2	1.55	6	1.17	.251	5
Lyons, Tyler	0	0	2.55	4	4	0	0	0	0	17.2	17	5	5	2	0	3	0	17	0	0	0.70	1	1.13	.250	0
Mayers, Mike	5	6	3.28	31	15	0	0	0	0	109.2	117	44	40	12	4	32	1	97	0	1	0.94	7	1.36	.270	5
Montgomery, Mark	5	1	2.43	46	0	0	0	5	8	66.2	46	19	18	4	7	15	1	73	0	2	0.68	3	0.92	.193	11
Morales, Andrew	0	0	5.40	4	0	0	0	0	0	3.1	6	2	2	1	0	1	0	2	0	0	2.00	1	2.10	.429	1
Nielsen, Trey	1	0	1.65	18	0	0	0	0	1	32.2	30	7	6	1	0	8	0	19	0	1	1.18	7	1.16	.254	2
Pearce, Matt	5	3	6.00	10	10	0	0	0	0	54.0	72	38	36	7	4	10	0	33	1	1	0.58	6	1.52	.327	0
Phillips, Zach	1	4	5.04	19	0	0	0	0	2	30.1	38	22	17	1	3	14	1	31	0	1	1.14	0	1.71	.304	4
Poncedeleon, Daniel	2	0	2.17	6	6	0	0	0	0	29.0	20	7	7	2	2	13	0	25	0	0	0.84	1	1.14	.196	0
Reyes, Arturo	5	5	4.41	22	6	1	0	1	4	63.1	63	34	31	5	4	17	1	41	3	1	1.46	5	1.26	.259	3
Sheriff, Ryan	5	1	3.19	48	0	0	0	6	7	53.2	40	22	19	2	1	13	2	47	0	3	1.71	2	0.99	.207	10
Socolovich, Miguel	2	1	4.15	30	1	0	0	1	4	39.0	35	19	18	4	1	9	1	29	0	1	1.16	8	1.13	.248	2
Tuivailala, Sam	1	0	1.27	18	0	0	0	6	6	21.1	13	3	3	2	2	3	0	21	0	0	0.90	3	0.75	.176	1
Weaver, Luke	10	2	2.55	15	15	0	0	0	0	77.2	63	24	22	3	1	19	1	76	0	6	0.85	7	1.06	.222	0
Wick, Rowan	2	1	5.40	14	0	0	0	1	3	16.2	16	11	10	2	1	7	0	17	0	1	1.19	0	1.38	.242	2
Zeid, Josh	9	4	5.19	33	12	0	0	0	3	102.1	117	61	59	18	0	48	1	95	0	5	0.73	8	1.61	.288	0
Team Total	91	50	3.77	141	141	1	5	41	62	1251.1	1216	566	524	118	53	366	13	1121	7	44	1.28	103	1.26	.256	52

PEORIA CHIEFS

Class-A Midwest League ♦ 2017 Record: 69-70
Attendance: 212,659
Playoffs: Lost to Quad Cities (2-1) in MID Round 1



2017 INDIVIDUAL BATTING STATISTICS

BATTERS	AVG	G	AB	R	H	2B	3B	HR	RBI	TB	BB	IBB	SO	SB	CS	OBP	SLG	OPS	SF	SAC	HBP	DP	E
Aikin, Craig	.077	4	13	0	1	0	0	0	0	1	0	0	5	0	0	.077	.077	.154	0	1	0	0	0
Billings, Shane	.310	46	168	26	52	3	3	1	11	64	7	0	27	14	5	.339	.381	.720	1	3	1	2	0
Carlson, Dylan	.240	115	383	63	92	18	1	7	42	133	52	1	116	6	6	.342	.347	.690	3	4	9	5	4
Davis, J.R.	.245	87	343	28	84	18	2	4	32	118	10	0	58	8	2	.268	.344	.612	3	0	2	11	9
Davis, Matt	.192	25	73	8	14	3	0	2	7	23	10	0	28	2	0	.306	.315	.621	0	0	2	0	1
Denton, Bryce	.157	19	70	2	11	4	0	1	4	18	4	0	18	2	1	.200	.257	.457	1	0	0	5	1
Edman, Tommy	.284	38	155	24	44	8	5	2	18	68	15	2	19	8	2	.347	.439	.786	2	1	1	3	5
Fennell, Mick	.254	46	173	14	44	4	0	1	25	51	13	0	29	5	4	.309	.295	.603	1	1	1	1	2
Fiedler, Matt	.257	49	175	21	45	7	2	2	13	62	19	1	42	4	4	.337	.354	.691	2	0	3	4	0
Hudzina, Danny	.252	74	270	28	68	12	0	8	32	104	22	2	53	1	1	.310	.385	.695	1	1	1	3	15
Jackson, Vince	.266	72	256	33	68	16	3	8	32	114	28	2	71	0	2	.336	.445	.781	4	0	1	6	3
Knizner, Andrew	.279	44	179	18	50	10	1	8	29	86	9	1	22	1	1	.325	.480	.805	0	0	3	6	0
Martinez, Jose	.239	42	142	12	34	5	0	0	9	39	11	1	27	1	3	.290	.275	.565	2	1	0	6	6
McCarvel, Ryan	.230	94	343	50	79	21	3	16	53	154	41	1	113	1	4	.313	.449	.762	4	0	2	7	5
Mendoza, Evan	.270	18	74	9	20	6	1	1	8	31	2	1	15	2	0	.286	.419	.705	1	0	0	2	5
O'Keefe, Brian	.260	97	373	43	97	20	0	15	46	162	34	0	89	7	3	.321	.434	.755	3	0	1	14	5
Ortega, Dennis	.389	6	18	5	7	1	0	0	0	8	5	0	7	0	0	.542	.444	.986	0	0	1	0	0
Piscotty, Stephen	.200	4	15	0	3	2	0	0	3	5	0	0	3	1	0	.200	.333	.533	0	0	0	0	1
Plummer, Nick	.198	92	278	36	55	11	1	4	17	80	53	0	109	8	9	.353	.288	.640	1	0	14	2	4
Robertson, Kramer	.270	54	215	34	58	12	0	3	13	79	21	0	36	10	4	.351	.367	.719	0	0	6	2	13
Trosclair, Stefan	.272	111	404	61	110	18	6	15	59	185	56	1	111	14	4	.374	.458	.832	6	2	13	8	11
Wong, Kolten	.143	3	7	2	1	0	0	1	1	4	1	0	1	1	0	.333	.571	.905	0	0	1	0	0
Yepez, Juan	.260	80	304	33	79	16	1	7	47	118	19	0	72	6	1	.308	.388	.696	2	0	3	12	13
Young, Andy	.284	58	211	31	60	11	4	12	38	115	22	1	54	5	2	.379	.545	.924	0	1	10	4	2
Team Total	.253	139	4642	581	1176	226	33	118	539	1822	454	14	1125	107	58	.327	.393	.720	37	15	75	103	118

PEORIA CHIEFS



2017 INDIVIDUAL PITCHING STATISTICS

PITCHERS	W	L	ERA	G	GS	CG	SHO	SV	SVO	IP	H	R	ER	HR	HB	BB	IBB	SO	BK	WP	GO/AO	DP	WHIP	AVG	HLD
Almonte, Max	2	4	3.40	32	0	0	0	2	3	45.0	39	18	17	3	1	19	2	44	0	2	1.42	7	1.29	.231	4
Arias, Estarlin	1	1	1.42	10	0	0	0	1	1	12.2	5	2	2	1	2	5	0	12	0	1	1.00	0	0.79	.122	1
Bowen, Brady	0	2	3.26	24	0	0	0	4	5	30.1	25	11	11	2	4	4	0	31	0	4	0.90	2	0.96	.221	4
Carter, Eric	3	1	2.51	33	0	0	0	9	11	43.0	33	14	12	4	2	17	1	50	1	1	0.60	3	1.16	.212	2
Davis, Matt	0	0	0.00	1	0	0	0	0	0	1.0	0	0	0	0	0	1	0	0	0	0	3.00	0	1.00	.000	0
Dobzenski, Bryan	2	5	3.70	31	12	0	0	0	1	90.0	96	50	37	6	2	34	0	69	0	1	0.86	12	1.44	.277	4
Farinero, Steven	1	4	7.71	8	8	0	0	0	0	42.0	58	39	36	9	1	12	0	23	0	2	1.09	3	1.67	.330	0
Fennell, Mick	0	0	0.00	1	0	0	0	0	1	0.1	2	1	0	0	0	0	0	0	0	0	0.00	0	6.00	.667	0
Fiedler, Matt	1	0	0.00	1	0	0	0	0	0	2.0	1	0	0	0	0	0	0	0	0	0	0.20	0	0.50	.143	0
Hicks, Jordan	8	2	3.35	14	14	0	0	0	0	78.0	75	36	29	3	13	39	0	63	2	1	1.36	13	1.46	.260	0
Kilichowski, John	0	6	7.06	11	10	1	0	0	0	43.1	60	36	34	8	3	30	0	41	0	8	0.51	3	2.08	.335	0
Kruczynski, Evan	4	3	3.41	14	13	0	0	0	0	68.2	70	27	26	7	6	15	0	55	1	4	1.06	2	1.24	.264	1
Lyons, Tyler	0	1	6.75	1	1	0	0	0	0	2.2	4	2	2	0	0	0	1	0	1	2.00	1	1.50	.364	0	
Martinez, Dailyn	1	0	8.10	3	0	0	0	0	1	6.2	11	6	6	1	0	1	0	6	0	0	1.33	1	1.80	.393	0
Medina, Yeison	5	0	2.03	32	0	0	0	11	14	44.1	37	11	10	1	5	21	3	74	1	6	0.96	3	1.31	.227	1
O'Reilly, Mike	9	2	1.75	15	12	2	2	0	1	87.2	49	17	17	10	4	11	0	89	0	2	0.45	3	0.68	.160	0
Oxnevad, Ian	3	10	4.09	24	23	1	0	0	0	132.0	134	72	60	17	10	34	0	84	4	8	1.42	10	1.27	.265	0
Parra, Frederis	5	6	3.74	25	10	1	0	0	1	89.0	108	42	37	8	8	24	0	49	0	5	0.94	9	1.48	.306	2
Perez, Dewin	3	6	3.89	31	0	0	0	2	3	44.0	36	21	19	1	5	28	0	42	0	6	0.98	6	1.45	.229	3
Perez, Juan	2	2	2.51	5	5	0	0	0	0	28.2	18	11	8	2	1	7	0	16	0	1	0.92	2	0.87	.173	0
Santos, Ramon	2	1	3.54	11	0	0	0	0	1	20.1	20	8	8	2	1	7	0	15	0	1	1.35	2	1.33	.267	0
Sexton, Austin	4	2	2.49	23	5	0	0	1	2	47.0	45	19	13	2	5	12	0	51	1	5	1.24	2	1.21	.256	3
Shew, Anthony	5	0	2.95	10	9	0	0	0	0	58.0	49	21	19	6	2	11	0	58	0	3	1.15	6	1.03	.225	0
Siomkin, Keaton	0	0	4.00	7	0	0	0	0	0	9.0	8	4	4	0	0	6	0	11	0	2	0.78	0	1.56	.235	1
Tewes, Sam	1	0	3.86	1	1	0	0	0	0	7.0	6	3	3	2	1	0	0	4	0	1	3.25	0	0.86	.222	0
Thomson, Colton	1	1	4.15	12	0	0	0	1	1	17.1	15	8	8	2	1	7	1	26	0	1	1.18	2	1.27	.231	2
Tilley, Leland	0	0	0.47	13	0	0	0	1	1	19.1	7	2	1	1	3	4	0	19	0	1	0.50	0	0.57	.108	2
Tomchick, Greg	0	0	9.75	8	0	0	0	0	0	12.0	17	13	13	3	6	10	0	6	0	0	0.65	1	2.25	.333	0
Trayner, Spencer	0	1	5.56	9	0	0	0	0	0	11.1	17	7	7	1	1	4	0	12	0	2	1.10	1	1.85	.347	1
Warner, Austin	2	4	3.00	9	9	0	0	0	0	48.0	43	21	16	4	1	14	0	51	0	0	1.35	2	1.19	.236	0
Williams, Ronnie	4	6	6.94	36	7	0	0	1	4	83.0	91	65	64	12	10	46	0	95	1	7	0.75	6	1.65	.288	5
Team Total	69	70	3.81	139	139	5	11	33	51	1223.2	1179	587	518	118	98	423	7	1097	11	76	1.30	102	1.31	.254	36

FRONT OFFICE
2018 CARDINALS
2017 REVIEW
HISTORY
MINOR LEAGUES
TEXAS LEAGUE
MISC.

FRONT OFFICE
2018 CARDINALS
2017 REVIEW
HISTORY
MINOR LEAGUES
TEXAS LEAGUE
MISC.

STATE COLLEGE SPIKES

Class-A New York-Penn League ♦ 2017 Record: 40-35
Attendance: 123,401



2017 INDIVIDUAL BATTING STATISTICS

BATTERS	AVG	G	AB	R	H	2B	3B	HR	RBI	TB	BB	IBB	SO	SB	CS	OBP	SLG	OPS	SF	SAC	HBP	DP	E
Bautista, Ricardo	.199	49	166	17	33	7	1	4	20	54	20	0	58	0	2	.285	.325	.610	0	0	0	4	2
Benson, Brandon	.256	51	180	29	46	9	1	4	30	69	18	0	35	1	0	.322	.383	.705	3	0	1	2	2
Crowe, J.D.	.273	33	110	16	30	6	1	0	12	38	11	0	13	1	1	.339	.345	.684	0	3	0	4	1
Davis, Matt	.248	41	121	13	30	7	0	1	9	40	6	0	30	0	2	.305	.331	.636	0	0	4	3	4
Denton, Bryce	.268	56	213	27	57	6	3	2	21	75	17	0	56	2	2	.325	.352	.677	2	2	2	5	1
Diaz, Imeldo	.235	14	51	6	12	3	0	0	9	15	4	0	7	0	2	.291	.294	.585	0	0	0	1	5
Espinal, Stanley	.171	12	41	1	7	2	0	0	4	9	4	0	11	0	1	.244	.220	.464	0	0	0	0	6
Fennell, Mick	.250	8	32	2	8	3	0	0	6	11	4	0	7	1	0	.368	.344	.712	0	1	2	0	1
Fiedler, Matt	.333	1	3	0	1	0	0	0	0	1	1	0	0	0	0	.500	.333	.833	0	0	0	0	0
Figuera, Edwin	.284	56	194	36	55	11	1	1	19	71	6	0	27	12	2	.330	.366	.696	1	1	8	6	10
Garcia, Erik	.214	4	14	4	3	1	0	0	3	4	1	0	4	0	0	.267	.286	.552	0	0	0	0	0
Gomez, Joe	.125	10	24	3	3	1	0	0	3	4	0	0	5	0	0	.222	.167	.389	0	1	3	0	1
Gonzalez, Yariel	.305	56	213	27	65	12	0	2	42	83	18	0	33	2	2	.357	.390	.747	5	0	2	3	12
Hudzina, Danny	.500	1	2	0	1	0	0	0	0	1	1	0	0	0	0	.750	.500	1.250	0	0	1	0	0
Hurst, Scott	.282	55	213	36	60	11	6	3	21	92	22	0	58	6	4	.354	.432	.786	2	2	3	3	0
Kirtley, Zach	.223	51	188	28	42	11	0	2	20	59	30	0	40	0	0	.341	.314	.655	1	0	4	6	10
Lancaster, Tyler	.255	29	94	12	24	5	0	2	17	35	14	0	17	0	0	.360	.372	.733	1	0	2	1	3
Lopes, Caleb	.264	34	110	18	29	5	0	0	8	34	18	0	10	3	1	.381	.309	.690	2	1	4	4	2
Lopez, Irving	.250	1	4	0	1	1	0	0	1	2	1	0	1	1	0	.400	.500	.900	0	0	0	0	0
Lopez, Joshua	.285	52	186	21	53	11	0	5	27	79	15	1	44	0	0	.348	.425	.773	2	1	4	6	4
Martin, Danny	.150	5	20	3	3	1	0	0	3	4	2	0	4	0	0	.227	.200	.427	0	0	0	0	1
Mendoza, Evan	.370	41	162	34	60	14	3	3	28	89	16	0	33	1	2	.431	.549	.980	1	1	2	4	4
Myers, Wood	.224	39	147	13	33	5	2	1	14	45	4	0	21	4	2	.248	.306	.554	1	1	1	4	7
Newman, Hunter	.250	3	12	2	3	1	0	0	1	4	0	0	2	0	0	.250	.333	.583	0	0	0	0	0
Ortega, Dennis	.213	39	127	12	27	5	0	0	11	32	12	0	23	0	0	.284	.252	.536	1	2	1	7	3
Wilson, Alexis	.000	1	3	1	0	0	0	0	0	0	1	0	2	0	0	.250	.000	.250	0	0	0	0	0
Team Total	.262	75	2579	356	676	133	18	30	322	935	242	1	531	34	22	.333	.363	.696	22	16	44	62	86

STATE COLLEGE SPIKES



2017 INDIVIDUAL PITCHING STATISTICS

PITCHERS	W	L	ERA	G	GS	CG	SHO	SV	SVO	IP	H	R	ER	HR	HB	BB	IBB	SO	BK	WP	GO/AO	DP	WHIP	AVG	HLD
Balestrieri, Paul	3	4	6.49	14	12	0	0	0	0	52.2	68	46	38	1	7	28	0	40	0	4	2.17	10	1.82	.313	0
Calvano, Robert	0	0	6.75	4	0	0	0	0	0	5.1	8	4	4	0	2	4	0	3	0	1	1.00	0	2.25	.348	0
Castano, Daniel	9	3	2.57	14	14	1	0	0	0	91.0	87	33	26	3	3	13	0	81	1	5	1.56	4	1.10	.251	0
Ciavarella, Anthony	0	1	8.44	6	1	0	0	0	0	10.2	17	10	10	1	2	11	0	13	0	1	0.60	1	2.63	.378	0
Cruz, Jesus	1	0	1.93	5	0	0	0	1	1	4.2	4	1	1	0	0	0	0	8	0	0	0.67	0	0.86	.235	0
Fagalde, Alex	1	2	2.61	8	0	0	0	0	0	10.1	15	6	3	1	1	4	0	12	0	1	1.11	0	1.84	.326	0
Farinano, Steven	2	1	4.93	18	1	0	0	0	2	38.1	38	26	21	3	3	25	1	25	1	2	1.26	6	1.64	.257	2
Gonzalez, Noel	0	0	2.79	21	0	0	0	3	3	29.0	29	10	9	1	4	14	1	32	0	10	1.27	4	1.48	.264	1
Gordon, Robbie	1	6	2.86	20	0	0	0	2	4	34.2	26	15	11	2	4	15	2	47	0	4	0.81	2	1.18	.205	2
Latham, Will	3	1	2.05	18	0	0	0	4	5	30.2	26	11	7	3	1	11	0	41	0	4	1.35	2	1.21	.232	0
MaVorris, Levi	1	1	2.06	17	3	0	0	2	2	43.2	36	11	10	4	1	11	0	39	0	5	0.93	4	1.08	.222	2
Mulford, Jonathon	2	5	3.95	15	15	0	0	0	0	73.0	87	40	32	4	5	45	3	61	0	7	0.83	7	1.81	.306	0
Oviedo, Johan	2	2	4.56	8	8	0	0	0	0	47.1	53	30	24	3	1	18	0	39	1	6	2.13	4	1.50	.285	0
Shew, Anthony	2	2	3.38	4	4	0	0	0	0	24.0	20	9	9	1	1	2	0	27	0	1	1.05	1	0.92	.227	0
Stomkin, Keaton	0	0	0.00	2	0	0	0	0	0	3.1	2	0	0	0	0	0	0	3	0	0	6.00	0	0.60	.167	1
Summerville, Andrew	4	1	1.64	13	10	0	0	1	1	60.1	44	13	11	4	3	26	0	52	0	1	0.82	2	1.16	.206	0
Tewes, Sam	3	3	3.83	7	7	0	0	0	0	42.1	51	25	18	3	2	9	0	31	0	2	1.12	4	1.42	.300	0
Thomson, Colton	0	0	2.45	8	0	0	0	0	0	11.0	12	5	3	0	0	3	0	20	0	0	0.44	0	1.36	.267	5
Tilley, Leland	1	0	0.66	9	0	0	0	0	0	13.2	8	5	1	0	2	5	0	14	0	0	0.60	2	0.95	.174	1
Trayner, Spencer	5	1	2.52	17	0	0	0	5	8	25.0	23	9	7	2	2	14	2	25	0	0	1.09	4	1.48	.253	0
Zgardowski, Jason	0	2	4.61	11	0	0	0	2	3	13.2	15	8	7	1	3	2	0	11	0	5	1.00	0	1.24	.273	1
Team Total	40	35	3.40	75	75	1	4	20	29	664.2	669	317	251	37	47	260	9	624	3	59	1.50	57	1.40	.263	15

JOHNSON CITY CARDINALS

Appalachian League ♦ 2017 Record: 33-34
Attendance: 65,202



2017 INDIVIDUAL BATTING STATISTICS

BATTERS	AVG	G	AB	R	H	2B	3B	HR	RBI	TB	BB	IBB	SO	SB	CS	OBP	SLG	OPS	SF	SAC	HBP	DP	E
Balbuena, Starlin	.145	20	62	7	9	5	0	0	2	14	1	0	21	1	0	.169	.226	.395	1	1	1	2	3
Bandes, Luis	.301	50	196	24	59	13	0	10	49	102	8	1	33	2	0	.327	.520	.847	3	0	1	6	6
Diaz, Imeldo	.296	33	115	20	34	4	0	5	13	53	11	0	21	2	0	.377	.461	.838	0	0	4	5	3
Espinal, Stanley	.203	22	69	7	14	5	1	2	8	27	7	0	13	0	0	.295	.391	.686	0	0	2	2	1
Knight, Cameron	.184	13	38	4	7	1	0	1	3	11	5	0	13	0	0	.311	.289	.601	0	0	2	3	1
Lopez, Irving	.287	50	178	37	51	7	2	5	27	77	19	0	25	5	3	.378	.433	.811	3	3	9	1	6
Murders, J.D.	.195	38	128	17	25	1	1	0	8	28	10	0	33	2	0	.255	.219	.474	2	1	1	6	4
Myers, Wood	.410	19	61	11	25	4	0	0	3	29	7	0	9	1	0	.478	.475	.954	0	0	1	1	5
Perez, Delvin	.184	23	76	7	14	1	1	0	4	17	12	0	14	3	4	.311	.224	.535	0	0	2	2	4
Pinder, Chase	.320	50	169	35	54	9	1	3	21	74	31	1	39	5	3	.442	.438	.880	1	1	7	2	0
Rivera, Jonathan	.162	31	99	11	16	7	0	1	9	26	4	0	24	0	0	.190	.263	.453	2	0	0	4	6
Robbins, Walker	.174	40	132	14	23	9	0	2	11	38	14	0	48	1	0	.248	.288	.536	3	0	0	4	2
Rodriguez, Carlos	.200	36	125	15	25	3	0	3	11	37	14	0	57	2	0	.310	.296	.606	0	0	6	3	9
Rodriguez, Julio	.280	47	182	28	51	14	1	5	36	82	17	0	31	0	0	.343	.451	.794	1	0	1	4	2
Talavera, Carlos	.212	54	156	30	33	1	1	2	10	42	26	0	48	5	6	.326	.269	.595	1	5	1	1	4
Whalen, Brady	.221	53	190	36	42	12	2	7	34	79	34	0	37	2	2	.348	.416	.764	2	0	4	4	16
Wilson, Alexis	.255	30	102	7	26	7	1	2	17	41	15	0	16	0	0	.350	.402	.752	2	0	1	4	2
Ynfante, Wadye	.299	43	167	27	50	11	0	7	23	82	17	0	51	11	3	.374	.491	.865	0	0	3	4	2
Team Total	.249	67	2245	337	558	114	11	55	289	859	252	2	533	42	21	.334	.383	.716	21	11	46	58	88

JOHNSON CITY CARDINALS



2017 INDIVIDUAL PITCHING STATISTICS

PITCHERS	W	L	ERA	G	GS	CG	SHO	SV	SVO	IP	H	R	ER	HR	HB	BB	IBB	SO	BK	WP	GO/AO	DP	WHIP	AVG	HLD
Alvarez, Juan	2	2	5.63	16	0	0	0	0	0	24.0	22	21	15	2	1	22	0	12	1	3	1.00	3	1.83	.242	1
Blanco, Fabian	0	2	2.91	20	0	0	0	5	7	34.0	38	18	11	3	1	12	0	42	1	1	1.46	3	1.47	.277	4
Calvano, Robert	0	3	5.23	6	0	0	0	0	2	10.1	14	7	6	0	0	6	1	14	0	0	1.80	3	1.94	.341	0
Casadilla, Franyel	1	6	8.57	13	10	0	0	0	0	48.1	74	47	46	10	3	20	0	37	0	4	0.79	3	1.94	.352	1
Changarotty, Will	3	2	3.40	18	1	0	0	0	0	39.2	50	20	15	4	2	10	2	41	1	2	0.95	4	1.51	.307	1
Dahlberg, Jake	2	0	4.96	19	0	0	0	0	1	32.2	34	21	18	4	0	10	0	32	0	3	0.84	1	1.35	.256	3
Gonzalez, Junior	0	0	5.40	1	1	0	0	0	0	5.0	4	3	3	2	0	4	0	4	0	0	1.00	0	1.60	.222	0
Guillory, Evan	2	1	2.80	16	6	0	0	0	0	45.0	41	16	14	2	1	7	0	35	0	2	1.37	2	1.07	.241	2
Oviedo, Johan	2	1	4.88	6	6	0	0	0	0	27.2	22	17	15	0	4	18	0	31	3	5	1.27	2	1.45	.220	0
Patterson, Jacob	1	3	1.93	23	0	0	0	9	12	23.1	15	8	5	1	1	7	0	33	1	2	0.89	2	0.94	.185	0
Perez, Enrique	0	0	9.00	1	0	0	0	0	0	2.0	1	2	2	0	1	2	0	1	0	1	0.33	0	1.50	.200	0
Prendergast, Zach	3	0	2.20	6	6	0	0	0	0	32.2	26	10	8	1	0	6	0	44	0	0	1.04	2	0.98	.217	0
Ramirez, Edwar	3	7	7.39	13	11	0	0	0	0	56.0	83	54	46	10	7	27	0	43	0	6	1.04	3	1.96	.350	0
Rondon, Angel	0	0	6.75	1	1	0	0	0	0	4.0	6	3	3	2	1	3	0	5	0	1	0.50	0	2.25	.353	0
Rowland, Champ	0	0	3.38	2	0	0	0	0	0	2.2	3	1	1	0	1	1	0	5	0	0	2.00	0	1.50	.273	1
Salazar, Paul	0	0	10.80	15	0	0	0	0	0	15.0	14	25	18	2	3	30	0	9	3	16	0.65	3	2.93	.259	1
Schlesener, Jacob	2	3	4.33	12	11	0	0	0	0	43.2	31	28	21	2	9	38	0	61	1	12	3.71	6	1.58	.200	0
Seeburger, Brett	1	0	2.33	12	2	0	0	2	2	27.0	26	7	7	0	2	3	0	28	0	0	0.52	2	1.07	.260	2
Seijas, Alvaro	4	3	4.97	12	12	0	0	0	0	63.1	79	42	35	2	7	20	0	63	0	9	1.13	3	1.56	.306	0
St. Clair, Thomas	2	1	3.22	20	0	0	0	4	4	22.1	11	11	8	1	0	15	0	32	0	3	0.80	0	1.16	.143	3
Walsh, Jake	5	0	0.95	16	0	0	0	0	1	28.1	12	8	3	1	0	10	0	39	0	2	0.88	2	0.78	.126	2
Team Total	33	34	4.60	67	67	0	0	20	29	587.0	606	369	300	49	44	271	3	611	11	72	1.37	44	1.49	.267	21



Mid-Season All-Star CF Oscar Mercado made an impact on Springfield Cardinals history books in 2017 when he set a franchise-best 20-game hit streak between April 11 and May 5. Mercado got hot again with a 16-game hit streak from May 20 to June 6, and his 38 steals were the second-most in single-season team history.

Texas League

TEXAS LEAGUE

OPPONENTS AND MEDIA CONTACTS

QUICK REFERENCE GUIDE

LEAGUE OFFICE
 Texas League Office
 2442 Facet Oak
 San Antonio, TX 78232
 Office Phone: (210) 545-5297
 Fax: (210) 545-5298
President: Tom Kayser
 texasleague@sbcglobal.net



NORTH

SOUTH

ARKANSAS TRAVELERS
 P.O. Box 55066
 Little Rock, AR 72215
 Office Phone: (501) 664-1555
 Fax: (501) 664-1834
Media Contact:
Steven Davis
 steven@travs.com



CORPUS CHRISTI HOOKS
 734 E. Port Ave.
 Corpus Christi, TX 78401
 Office Phone: (361) 561-4665
 Fax: (361) 561-4666
Media Contact:
Michael Coffin
 mcoffin@cchooks.com



NW ARKANSAS NATURALS
 P.O. Box 6817
 Springdale, AR 72766
 Office Phone: (479) 927-4900
 Fax: (479) 756-8088
Media Contact:
Benjamin Kelly
 benjamin@nwanaturals.com



FRISCO ROUGHRIDERS
 7300 RoughRiders Trail
 Frisco, TX 75034
 Office Phone: (972) 334-1925
 Fax: (972) 334-1959
Media Contact:
Ryan Rouillard
 rrouillard@ridersbaseball.com



SPRINGFIELD CARDINALS
 955 E. Trafficway
 Springfield, MO 65802
 Office Phone: (417) 832-3041
 Fax: (417) 863-0388
Media Contact:
Matt Turer
 mturer@cardinals.com



MIDLAND ROCKHOUNDS
 5514 N. Champions Dr.
 Midland, TX 79706
 Office Phone: (432) 520-2255
 Fax: (432) 520-8326
Media Contact:
Bob Hards
 hardshello@aol.com



TULSA DRILLERS
 4802 East 15th St.
 Tulsa, OK 74112
 Office Phone: (918) 744-5998
 Fax: (918) 747-3267
Media Contact:
Brian Carroll
 brian@tulsadrillers.com




SAN ANTONIO MISSIONS
 5757 Highway 90 West
 San Antonio, TX 78227
 Office Phone: (210) 675-7275
 Fax: (210) 670-0001
Media Contact:
Mike Saeger
 msaeger@samissions.com



ARKANSAS TRAVELERS

Affiliate: Seattle Mariners (2017)

Dickey-Stephens Park
P.O. Box 55066
Little Rock, AR 72215
Telephone: (501) 664-1555
Fax: (501) 664-1834
E-mail: travs@travs.com
Website: www.travs.com



MANAGER
Daren Brown

PITCHING COACH
Ethan Katz

HITTING COACH
Roy Howell

TRAINER
TBA

General Manager.....Paul Allen
Media Contact.....Steven Davis
Radio Announcer.....Steven Davis
Station.....KARN - 920 AM

Capacity: 7,500

Year Opened: 2007

Directions: I-30 to Broadway exit. Proceed West on Broadway. Take a left on Willow. Right on Riverfront. Bus parking is just before the Broadway Bridge off to the right.

VISITING CLUB HOTEL

Crowne Plaza
201 S. Shackleford Rd.
Little Rock, AR 72211
(501) 223-3000

2017 RECAP (19-13 Overall; 9-7 Home; 10-6 Road)

DATE	H/A	W/L	SCORE	WP	LP	DATE	H/A	W/L	SCORE	WP	LP
4/20	A	W	6-3	Gomber	Unsworth	6/22	H	W	4-2	Hudson	DeFratus
4/21	A	L	5-3	Horstman	Hudson	6/23	H	W	6-4	Pearce	Perry
4/22	A	L	6-4	Vieira	Baker	6/24	H	W (12)	4-3	Bray	Ash
4/23	A	W	8-1	Flaherty	Moore	6/25	H	L	7-0	Herb	Ellis
4/28	H	W	8-7	Echemendia	Ash	7/12	A	L	5-2	Unsworth	Hudson
4/30	H	W	11-10	Bray	Gillies	7/13	A	W	4-1	Alcantara	Misiewicz
5/1	H	L	8-7	Perry	McKnight	7/14	A	W	4-1	Ellis	Caughel
5/12	A	W (7)	7-5	Flaherty	Unsworth	7/15	A	W	6-1	Bray	Perry
5/12	A	W (7)	4-0	Baker	Ridings	7/20	A	L	6-3	DeFratus	Gomber
5/13	A	L	9-1	Herb	Alcantara	7/21	A	W	8-3	Gallen	Ash
5/14	A	L	8-7	Horstman	Hawkins	7/22	A	W	7-0	Hudson	Neidert
6/14	H	L (7)	9-0	Gillies	Gomber	7/23	A	W	3-1	Alcantara	Unsworth
6/14	H	L (7)	5-2	Ash	Ellis	8/29	H	L	5-1	Evans	Ellis
6/15	H	W	6-3	Alcantara	Herb	8/30	H	L	3-0	Caughel	Gallen
6/16	H	W (11)	4-3	Baker	Vieira	8/31	H	L	4-3	Tolliver	Beck
6/17	H	W	18-1	Hudson	DeFratus	9/1	H	W	6-2	Jones	De Jong

2018 SCHEDULE

DAY	DATE	SITE	TIME	DAY	DATE	SITE	TIME
Thurs.	April 19	ARK	7:10	Thurs.	June 21	SPR	7:10
Fri.	April 20	ARK	7:10	Fri.	June 22	SPR	7:10
Sat.	April 21	ARK	6:10	Sat.	June 23	SPR	6:10
Sun.	April 22	ARK	2:10	Sun.	June 24	SPR	6:10
Fri.	April 27	SPR	7:10	Wed.	July 11	ARK	7:10
Sat.	April 28	SPR	4:10	Thurs.	July 12	ARK	7:10
Sun.	April 29	SPR	2:10	Fri.	July 13	ARK	7:10
Mon.	April 30	SPR	11:10am	Sat.	July 14	ARK	6:10
Thurs.	May 10	ARK	7:10	Thurs.	July 19	ARK	7:10
Fri.	May 11	ARK	7:10	Fri.	July 20	ARK	7:10
Sat.	May 12	ARK	6:10	Sat.	July 21	ARK	6:10
Sun.	May 13	ARK	2:10	Sun.	July 22	ARK	6:10
Wed.	June 13	SPR	6:30	Tues.	Aug. 28	SPR	6:30
Thurs.	June 14	SPR	7:10	Wed.	Aug. 29	SPR	6:30
Fri.	June 15	SPR	7:10	Thurs.	Aug. 30	SPR	7:10
Sat.	June 16	SPR	6:10	Fri.	Aug. 31	SPR	7:10

2017 Final Team Roster

PITCHERS	JERSEY#	B	T	HT	WT	BORN
Boches, Scott	39	R	R	6'5"	205	10/17/1994
Cash, Ralston	37	R	R	6'3"	231	8/20/1991
Caughel, Lindsey	25	R	R	6'3"	200	8/13/1990
Curtis, Zac	16	L	L	5'9"	192	7/4/1992
De Jong, Chase	12	L	R	6'4"	205	12/29/1993
DeFratus, Justin	23	S	R	6'4"	225	10/21/1987
Evans, Bryan	26	R	R	6'2"	200	2/25/1987
Gillies, Darin	15	R	R	6'4"	220	11/6/1992
Kelly, Ryan	27	R	R	6'2"	180	10/30/1987
Harper, Ryne	36	R	R	6'3"	210	3/27/1989
Hunter, Kyle	32	R	L	6'2"	207	6/18/1989
Hutchinson, Austin	4	R	R	6'1"	205	4/9/1995
Neidert, Nick	29	R	R	6'1"	190	11/20/1996
Perry, Blake	18	L	R	6'5"	195	2/3/1992
Tolliver, Ashur	10	L	L	6'0"	170	1/24/1988
Unsworth, Dylan	20	R	R	6'1"	190	9/23/1992
West, Aaron	38	R	R	6'1"	234	6/1/1990

CATCHERS	JERSEY#	B	T	HT	WT	BORN
Baron, Steven	6	R	R	6'0"	205	12/7/1990
Littlewood, Marcus	9	S	R	6'3"	194	3/18/1992
Marlette, Tyler	30	R	R	5'11"	195	1/23/1993

INFIELDERS	JERSEY#	B	T	HT	WT	BORN
Casteel, Ryan	7	R	R	6'1"	205	6/6/1991
Mariscal, Chris	3	R	R	5'10"	180	4/26/1993
Mejias-Brean, Seth	28	R	R	6'2"	217	4/5/1991
Ward, Nelson	5	L	R	5'11"	175	8/6/1992

OUTFIELDERS	JERSEY#	B	T	HT	WT	BORN
Argo, Willie	22	R	R	6'1"	220	10/15/1989
Bishop, Braden	17	R	R	6'1"	190	8/22/1993
Pizzano, Dari	19	L	R	5'11"	200	4/25/1991
Taylor, Chuck	31	S	L	5'10"	200	9/21/1993
Welz, Zach	20	R	R	6'1"	190	5/7/1992

SERIES FACTS

Most Runs, Game:	By Springfield: 20 (20-3, June 10, 2012 at Hammons Field) By Arkansas: 18 (18-9, Sept. 4, 2005 at Hammons Field)
Widest Margin Victory:	By Springfield: 17 Runs (18-1, June 17, 2017 at Hammons Field) *Most Recent By Arkansas: 15 Runs (15-0, Aug. 5, 2005 at Ray Winder Field)
Longest Winning Streak:	By Springfield: 8 (July 31, 2012 to Sept. 3, 2012) 8 (July 20, 2015 to Sept. 1, 2015) By Arkansas: 10 (June 22, 2014 to Aug. 26, 2014)
Attendance High:	At Hammons Field: 9,716 (July 15, 2013) At Dickey-Stephens Ballpark: 10,258 (May 11, 2009)

Cardinals vs. Travelers Last Three Years

YEAR	HOME	AWAY	OVERALL	WIN %
2015	9-7	10-6	19-13	.594
2016	8-8	8-8	16-16	.500
2017	9-7	10-6	19-13	.594
All-Time	110-82	98-94	208-176	.542

CORPUS CHRISTI HOOKS

Affiliate: Houston Astros (2005)

Whataburger Field
734 E. Port Ave
Corpus Christi, TX 78401
Telephone: (361) 561-4665
Fax: (361) 561-4666
E-mail: info@cchooks.com
Website: www.cchooks.com



MANAGER
Omar Lopez

PITCHING COACH
Bill Murphy

HITTING COACH
Troy Snitker

TRAINER
TBA

Vice President / General Manager.....Michael Wood
Media Contact.....Michael Coffin
Radio Announcer.....Michael Coffin
Station.....KKTX - 1360 AM

Capacity: 5,314
Year Opened: 2005

Directions: I-37 South to Bayfront/Shoreline exit, left on Chaparral to East Port Avenue. Turn left at East Port. Stadium is on the right.

VISITING CLUB HOTEL

Holiday Inn Marina
707 N. Shoreline Dr.
Corpus Christi, TX 78401
(361) 882-1700

2017 RECAP (8-4 Overall; 4-2 Home; 4-2 Road)

DATE	H/A	W/L	SCORE	WP	LP
5/24	A	W (7)	3-2	Beck	Thome
5/24	A	L (7)	5-2	Stutzman	McKnight
5/25	A	L	4-3	Dorris	Herget
5/30	H	W	4-3	Herget	Dorris
5/31	H	W	5-4	Hudson	Armenteros
6/1	H	L	6-4	Sneed	Pearce
8/11	A	W	7-0	Helsley	Bostick
8/12	A	W	6-5	Alcantara	Winkelman
8/13	A	W	7-5	Ellis	James
8/18	H	L	7-4	Perez	Ellis
8/19	H	W	12-5	Littrell	James
8/20	H	W	8-2	Gomber	Bostick

2018 SCHEDULE

DAY	DATE	SITE	TIME	DAY	DATE	SITE	TIME
Tues.	May 22	CC	7:05	Fri.	Aug. 10	CC	7:05
Wed.	May 23	CC	7:05	Sat.	Aug. 11	CC	7:05
Thurs.	May 24	CC	7:05	Sun.	Aug. 12	CC	6:05
Tues.	May 29	SPR	6:30	Fri.	Aug. 17	SPR	7:10
Wed.	May 30	SPR	6:30	Sat.	Aug. 18	SPR	6:10
Thurs.	May 31	SPR	7:10	Sun.	Aug. 19	SPR	4:10

2017 Final Team Roster

PITCHERS	JERSEY #	B	T	HT	WT	BORN
Bostick, Akeem	28	R	R	6'6"	215	5/4/1995
Dykhooorn, Brock	40	R	R	6'9"	260	7/2/1994
Feldmann, Brendan	14	R	R	6'4"	205	4/7/1994
Ferrell, Riley	38	R	R	6'2"	233	10/18/1993
Garza, Ralph	15	R	R	6'2"	222	4/6/1994
Hernandez, Nick	25	R	R	6'2"	214	12/30/1994
James, Josh	23	R	R	6'3"	220	3/8/1993
Perez, Cionel	41	L	L	5'11"	170	4/21/1996
Quiala, Yoanys	52	R	R	6'3"	250	1/15/1994
Stutzman, Sean	51	L	L	5'9"	176	7/8/1993
Thompson, Ryan	27	R	R	6'5"	220	6/26/1992
Valdez, Framber	19	L	L	5'11"	216	11/19/1993
Whitley, Forrest	20	R	R	6'7"	240	9/15/1997
CATCHERS	JERSEY #	B	T	HT	WT	BORN
Canelon, Carlos	43	S	R	5'11"	170	12/14/1994
Ritchie, Jamie	17	R	R	6'2"	205	4/9/1993
INFIELDERS	JERSEY #	B	T	HT	WT	BORN
Birk, Ryne	31	L	R	5'9"	182	11/11/1994
McCall, Dexture	24	R	R	6'1"	225	1/29/1994
Michelena, Arturo	6	R	R	5'11"	193	10/15/1994
Nunez, Antonio	10	R	R	5'9"	165	1/10/1993
Sanchez-Galan, Ozziel	2	R	R	5'11"	160	10/30/1997
Singleton, Jon	21	L	L	6'2"	278	9/18/1991
OUTFIELDERS	JERSEY #	B	T	HT	WT	BORN
Laureano, Ramon	9	R	R	5'11"	194	7/15/1994
Martin, Jason	16	L	R	5'11"	190	9/5/1995
Straw, Myles	7	R	R	5'10"	181	10/17/1994
Tucker, Kyle	12	L	R	6'4"	190	1/17/1997

SERIES FACTS

Most Runs, Game:	By Springfield: 17 (17-10, August 19, 2007 at Whataburger Field) By Corpus Christi: 13 (13-1, June 26, 2013 at Whataburger Field)
Widest Margin Victory:	By Springfield: 10 Runs (11-1, July 1, 2016 at Whataburger Field) By Corpus Christi: 12 Runs (15-3, June 3, 2007 at Hammons Field) 12 Runs (13-1, June 26, 2013 at Whataburger Field)
Longest Winning Streak:	By Springfield: 8 (Aug. 12, 2010 to June 1, 2011) By Corpus Christi: 5 (July 5, 2013 to April 13, 2014) 5 (April 9, 2015 to April 17, 2015)
Attendance High:	At Hammons Field: 11,818, July 4, 2013


Cardinals vs. Hooks Last Three Years

YEAR	HOME	AWAY	OVERALL	WIN %
2015	3-3	1-5	4-8	.333
2016	2-4	4-2	6-6	.500
2017	4-2	4-2	8-4	.667
All-Time	43-36	34-46	77-82	.484

FRISCO ROUGHRIDERS

Affiliate: Texas Rangers (2003)

Dr. Pepper Ballpark
7300 RoughRiders Trail
Frisco, TX 75034
Telephone: (972) 731-9200
Fax: (972) 731-5355
E-mail: info@ridersbaseball.com
Website: www.ridersbaseball.com



MANAGER
Joe Mikulik

PITCHING COACH
Greg Hibbard

HITTING COACH
Jason Hart

TRAINER
Jacob Newburn

General Manager.....Jason Dambach
Media Contact.....Ryan Rouillard
Radio Announcer.....Ryan Rouillard
Station.....RidersBaseball.com

Capacity: 8,600
Year Opened: 2003
Directions: The ballpark is at the northeast corner of Dallas North Tollway and State Highway 121.

VISITING CLUB HOTEL
Comfort Suites at Frisco Square
9700 Dallad Parkway
Frisco, TX 75033
(972) 668-9700

2017 RECAP (6-6 Overall; 3-3 Home; 3-3 Road)

DATE	H/A	W/L	SCORE	WP	LP
4/6	A	W	9-3	Flaherty	Sadzeck
4/7	A	W	7-0	Alcantara	Jurado
4/8	A	L	10-2	Mendez	Gomber
4/13	H	L	7-1	Jurado	Alcantara
4/14	H	L	7-2	Cook	McKnight
4/15	H	W	6-5	Hudson	Garrett
7/2	A	L	8-4	McCain	McKnight
7/3	A	L	4-1	Wiles	Ellis
7/4	A	W	11-4	Mendez	Littrell
7/8	H	W	11-4	Ellis	Wiles
7/9	H	W	12-8	Gomber	Sadzeck
7/10	H	L	7-4	Mendez	Littrell

2018 SCHEDULE

DAY	DATE	SITE	TIME	DAY	DATE	SITE	TIME
Sun.	April 8	FRI	4:05	Thurs.	June 28	FRI	7:05
Mon.	April 9	FRI	7:05	Fri.	June 29	FRI	7:05
Tues.	April 10	FRI	7:05	Sat.	June 30	FRI	7:05
Sun.	April 15	SPR	4:10	Wed.	July 4	SPR	6:30
Mon.	April 16	SPR	11:10am	Thurs.	July 5	SPR	7:10
Tues.	April 17	SPR	11:10am	Fri.	July 6	SPR	7:10

2017 Final Team Roster

PITCHERS	JERSEY #	B	T	HT	WT	BORN
Davis, Tyler	22	R	R	5'10"	190	1/5/1993
Feigl, Brady	12	L	L	6'4"	195	12/27/1990
Filomeno, Joe	40	L	L	5'11"	235	12/31/1992
Garrett, Reed	32	R	R	6'2"	210	1/2/1993
Jurado, Ariel	17	R	R	6'1"	228	1/30/1996
McCain, Shane	49	L	L	6'1"	223	8/4/1991
Payano, Pedro	36	R	R	6'2"	214	9/27/1994
Pena, Richelson	38	R	R	6'1"	207	9/29/1993
Sadzeck, Connor	19	R	R	6'7"	240	10/1/1991
Slack, Ryne	28	L	L	6'2"	239	7/22/1992
Wiles, Collin	11	R	R	6'4"	222	5/30/1994
CATCHERS	JERSEY #	B	T	HT	WT	BORN
Kiner-Falefa, Isiah	4	R	R	5'10"	185	3/23/1995
Trevino, Jose	3	R	R	5'11"	211	11/28/1992
INFIELDERS	JERSEY #	B	T	HT	WT	BORN
Aguilera, Eric	23	L	L	6'2"	218	7/3/1990
De Leon, Michael	1	S	R	6'1"	195	1/14/1997
Ibanez, Andy	10	R	R	5'10"	170	4/3/1993
Marte, Luis	15	R	R	6'1"	188	12/15/1993
Profar, Juremi	13	R	R	6'1"	215	1/30/1996
OUTFIELDERS	JERSEY #	B	T	HT	WT	BORN
Bollinger, Royce	5	R	R	6'2"	214	8/12/1990
Heineman, Scott	8	R	R	6'1"	215	12/4/1992
O'Neill, Michael	9	R	R	6'1"	195	6/12/1992
Tendler, Luke	16	L	R	5'11"	201	8/25/1991

SERIES FACTS

Most Runs, Game: By Springfield: 16 (16-4, April 9, 2009 at Hammons Field)
16 (16-4, August 9, 2016 at Hammons Field)
By Frisco: 18 (18-4, July 4, 2009 at Dr Pepper Ballpark)

Widest Margin Victory: By Springfield: 14 Runs (15-1, Aug. 10, 2005 at Dr Pepper Ballpark)
By Frisco: 14 Runs (18-4, July 4, 2009 at Dr Pepper Ballpark)

Longest Winning Streak: By Springfield: 5 (April 10, 2010 to July 3, 2010)
5 (May 30, 2013 to August 6-13, 2013)
By Frisco: 4 (April 11-12, 2008 to June 27-28, 2008)

Attendance High: At Hammons Field: 8,614, August 11, 2006

Cardinals vs. RoughRiders Last Three Years

YEAR	HOME	AWAY	OVERALL	WIN %
2015	3-3	2-4	5-7	.417
2016	5-1	2-4	7-5	.583
2017	3-3	3-3	6-6	.500
All-Time	47-33	31-49	75-79	.487

2017 INDIVIDUAL BATTING STATISTICS

BATTERS	AVG	G	AB	R	H	2B	3B	HR	RBI	TB	BB	IBB	SO	SB	CS	OBP	SLG	OPS	SF	SAC	HBP	DP	E
Aguilera, Eric	.222	111	387	52	86	18	0	15	51	149	53	0	120	1	2	.321	.385	.706	3	0	5	12	7
Alberto, Hanser	.273	3	11	2	3	1	0	0	0	4	1	0	2	0	0	.333	.364	.697	0	0	0	0	1
Bolinger, Royce	.234	91	325	38	76	18	1	9	38	123	15	0	102	0	0	.281	.378	.659	2	0	7	8	6
Cardona, Jose	.277	109	429	46	119	19	3	7	47	165	22	1	48	14	10	.316	.385	.701	6	3	5	11	2
De Leon, Michael	.223	112	394	29	88	16	1	2	35	112	18	0	48	3	2	.257	.284	.541	3	2	1	7	20
Gomez, Carlos	.167	2	6	1	1	0	0	1	2	4	0	0	0	0	0	.286	.667	.952	0	0	1	0	0
Heineman, Scott	.284	117	468	82	133	26	7	9	44	200	50	0	121	12	9	.363	.427	.790	2	0	9	15	2
Hernandez, Yonny	.000	3	3	0	0	0	0	0	0	0	0	0	1	0	0	.000	.000	.000	0	0	0	0	0
Ibanez, Andy	.265	82	310	33	82	14	2	8	29	124	25	0	48	6	1	.323	.400	.723	3	4	3	5	7
Kiner-Falefa, Isiah	.288	129	513	58	148	31	3	5	48	200	41	0	72	17	6	.350	.390	.740	4	1	10	13	19
Lipka, Matt	.160	33	94	16	15	4	1	0	6	21	3	0	32	5	1	.216	.223	.439	1	0	4	1	0
Marte, Luis	.231	47	169	19	39	7	1	6	25	66	5	0	23	3	3	.249	.391	.639	3	1	0	3	5
Mendez, Luis	.100	8	20	2	2	1	0	0	3	3	9	0	7	2	0	.379	.150	.529	0	0	0	0	0
Napoli, Mike	.000	1	4	0	0	0	0	0	0	0	0	0	2	0	0	.000	.000	.000	0	0	0	0	0
O'Brien, Peter	.077	3	13	1	1	1	0	0	1	2	2	0	6	0	0	.200	.154	.354	0	0	0	0	0
O'Neill, Michael	.262	74	271	31	71	9	4	8	22	112	26	0	82	12	3	.345	.413	.759	1	1	9	7	0
Profar, Juremi	.263	109	415	38	109	13	2	10	40	156	19	0	58	1	2	.297	.376	.672	0	0	1	12	13
Tendler, Luke	.245	113	420	51	103	24	2	13	49	170	41	1	104	1	2	.315	.405	.719	1	0	2	7	6
Torres, Kevin	.133	16	45	1	6	0	0	0	3	6	1	0	10	0	0	.149	.133	.282	1	0	0	3	1
Trevino, Jose	.241	105	402	39	97	12	0	7	42	130	19	1	44	1	2	.275	.323	.598	1	1	0	16	3
Vettleson, Drew	.190	26	100	6	19	3	0	3	9	31	3	0	36	5	1	.221	.310	.531	0	2	1	2	1
Team Total	.250	140	4799	545	1198	217	27	103	494	1778	353	3	966	83	44	.307	.370	.677	31	15	58	122	103

2016 INDIVIDUAL PITCHING STATISTICS

PITCHERS	W	L	ERA	G	GS	CG	SHO	SV	SVO	IP	H	R	ER	HR	HB	BB	IBB	SO	BK	WP	GO/AO	DP	WHIP	AVG	HLD
Bolinger, Royce	1	1	5.40	2	0	0	0	0	0	1.2	2	1	1	0	0	3	1	1	0	0	0.33	0	3.00	.333	0
Chapman, Jaye	1	0	6.23	3	0	0	0	0	0	4.1	5	3	3	0	0	0	4	0	0	1.00	0	1.15	.294	0	
Cook, Clayton	2	2	6.37	27	0	0	0	1	4	29.2	35	24	21	4	2	20	0	31	0	6	0.65	2	1.85	.289	0
Davis, Tyler	4	2	2.32	12	12	1	1	0	0	81.1	61	22	21	8	0	9	1	46	1	1	1.03	9	0.86	.213	0
Diekman, Jake	1	0	1.80	5	1	0	0	0	0	5.0	3	1	1	0	0	0	6	0	0	1.25	0	0.60	.176	1	
Dykstra, James	0	1	1.46	8	2	0	0	2	2	24.2	16	5	4	1	1	4	0	19	0	2	1.74	3	0.81	.188	2
Feigl, Brady	1	1	5.45	27	0	0	0	0	1	34.2	46	23	21	3	1	10	0	37	0	4	1.63	2	1.62	.301	3
Filomeno, Joe	0	3	8.10	29	0	0	0	0	2	36.2	50	39	33	8	6	22	1	35	0	4	1.06	4	1.96	.318	5
Gardewine, Nick	1	2	2.21	33	0	0	0	6	7	36.2	35	10	9	2	2	12	0	53	1	0	1.36	3	1.28	.252	3
Garrett, Reed	2	5	4.98	44	4	0	0	10	15	68.2	69	41	38	10	3	31	2	70	2	5	1.62	10	1.46	.265	5
Griffin, A.J.	0	0	0.00	1	1	0	0	0	0	5.0	4	0	0	0	1	2	0	5	0	0	1.00	0	1.20	.211	0
Hamels, Cole	1	0	1.04	2	2	0	0	0	0	8.2	3	1	1	1	0	2	0	8	0	0	1.13	1	0.58	.107	0
Jurado, Ariel	9	11	4.59	27	27	0	0	0	0	157.0	188	93	80	16	10	37	0	95	0	5	1.53	20	1.43	.302	0
Leclerc, Jose	0	0	0.00	2	0	0	0	0	0	2.0	1	0	0	0	0	0	3	0	0	2.00	0	0.50	.143	0	
Ledbetter, David	1	4	5.72	16	4	0	0	1	2	39.1	41	30	25	4	4	18	0	39	0	3	1.26	3	1.50	.265	1
Loewen, Adam	0	1	3.48	18	0	0	0	1	3	20.2	19	8	8	0	5	12	1	25	0	1	2.30	3	1.50	.247	4
McCain, Shane	2	2	5.51	36	0	0	0	1	2	50.2	62	32	31	10	3	8	1	38	0	2	1.12	5	1.38	.304	8
Mendez, Yohander	7	8	3.79	24	24	1	1	0	0	137.2	114	60	58	23	10	43	0	124	2	2	1.19	16	1.14	.228	0
Palmquist, Cody	1	1	4.50	32	2	0	0	1	2	48.0	41	24	24	8	1	13	1	34	0	3	0.73	1	1.13	.228	6
Payano, Pedro	4	5	3.63	17	16	0	0	0	0	84.1	76	37	34	4	16	42	0	77	2	6	1.03	11	1.40	.247	0
Pena, Richelson	2	3	3.24	5	5	0	0	0	0	33.1	34	14	12	3	0	6	0	23	0	0	1.35	3	1.20	.262	0
Rodriguez, Ricardo	2	0	1.20	12	0	0	0	5	5	15.0	9	2	2	1	1	1	0	17	0	1	0.92	2	0.67	.176	1
Ross, Tyson	1	1	2.31	2	2	0	0	0	0	11.2	11	5	3	0	0	4	0	10	0	0	2.29	2	1.29	.256	0
Sadzeck, Connor	4	8	6.25	38	13	0	0	0	3	93.2	104	67	65	13	9	39	0	111	1	6	1.25	15	1.53	.283	5
Slack, Ryne	2	2	2.52	27	0	0	0	3	5	35.2	30	13	10	2	1	17	1	30	0	2	0.65	3	1.32	.224	3
Torres, Kevin	0	1	2.70	2	0	0	0	0	0	3.1	3	1	1	0	0	3	1	0	0	0	0.43	0	1.80	.231	0
Valdespina, Jose	0	1	4.50	3	0	0	0	0	0	4.0	3	2	2	0	1	0	0	3	0	0	0.29	0	0.75	.200	0
Wiles, Collin	9	12	4.86	28	25	1	1	0	0	150.0	177	92	81	22	6	28	0	107	0	6	0.73	16	1.37	.294	0
Wolff, Sam	2	3	3.54	16	0	0	0	3	4	20.1	20	9	8	3	1	10	5	27	0	1	1.33	0	1.48	.244	2
Team Total	60	80	4.31	140	140	3	11	34	57	1243.2	1262	659	596	146	84	396	15	1078	9	60	1.45	134	1.33	.264	49

FRONT OFFICE

2018 CARDINALS

2017 REVIEW

HISTORY

MINOR LEAGUES

TEXAS LEAGUE

MISC.

FRONT OFFICE

2018 CARDINALS

2017 REVIEW

HISTORY

MINOR LEAGUES


TEXAS LEAGUE

MISC.

MIDLAND ROCKHOUNDS

Affiliate: Oakland Athletics (1999)

Security Bank Ballpark
5514 N. Champion Dr.
Midland, TX 79706
Telephone: (432) 520-2255
Fax: (432) 520-8326
E-mail: rockhounds@nwol.net
Website: www.midlandrockhounds.org



MANAGER
Scott Steinmann

PITCHING COACH
Steve Connelly

HITTING COACH
Tommy Everidge

TRAINER
Justin Whitehouse

General Manager.....Monty Hoppel
Media Contact.....Bob Hards
Radio Announcer.....Bob Hards
Station.....KFZX 102.1 FM

Capacity: 4,669
Year Opened: 2002
Directions: Corner of Loop 250 and Highway 191.

VISITING CLUB HOTEL

SpringHill Suites
5716 Deauville Blvd.
Midland, TX 79706
(432) 695-6870

2017 RECAP (8-4 Overall; 4-2 Home; 4-2 Road)

DATE	H/A	W/L	SCORE	WP	LP
4/9	A	W	6-3	McKnight	Friedrichs
4/10	A	L	5-1	Walter	Pearce
4/11	A	W	2-1	Flaherty	Holmes
4/16	H	L	9-4	Holmes	Pearce
4/17	H	W	3-0	Flaherty	Fillmyer
4/18	H	W	5-3	Alcantara	Bracewell
6/29	A	L	5-4	Sturdevant	Beck
6/30	A	W	8-2	Pearce	Meisner
7/1	A	W	4-3	Hudson	Hurlbutt
7/5	H	W	5-3	Pearce	Meisner
7/6	H	W	2-1	Morales	Sturdevant
7/7	H	L	5-4	Kurcz	Martinez

2018 SCHEDULE

DAY	DATE	SITE	TIME	DAY	DATE	SITE	TIME
Thurs.	April 5	MID	7:00	Sun.	July 1	MID	4:00
Fri.	April 6	MID	7:00	Mon.	July 2	MID	6:30
Sat.	April 7	MID	7:00	Tues.	July 3	MID	6:30
Thurs.	April 12	SPR	7:10	Sat.	July 7	SPR	6:10
Fri.	April 13	SPR	7:10	Sun.	July 8	SPR	6:10
Sat.	April 14	SPR	2:10	Mon.	July 9	SPR	6:30

2017 FINAL ROSTER

PITCHERS	JERSEY #	B	T	HT	WT	BORN
Blackwood, Nolan	32	R	R	6'5"	185	3/6/1995
Bragg, Sam	13	S	R	6'0"	200	3/23/1993
Camacho, Joseph	17	R	R	5'9"	175	6/23/1994
Fillmyer, Heath	23	R	R	6'1"	193	5/16/1994
Holmes, Grant	16	L	R	6'1"	210	3/22/1996
Mann, Brandon	19	L	L	6'2"	205	5/16/1984
Meisner, Casey	55	R	R	6'7"	196	5/22/1995
Naile, James	22	L	R	6'3"	195	2/8/1993
Navas, Carlos	29	R	R	6'0"	195	8/13/1992
Seddon, Joel	11	R	R	6'1"	180	7/13/1992
Stull, Cody	41	L	L	6'2"	190	3/23/1992
Sturdevant, Tyler	6	R	R	6'0"	185	12/20/1985
CATCHERS	JERSEY #	B	T	HT	WT	BORN
Murphy, Sean	7	R	R	6'3"	220	10/10/1994
Paz, Andy	45	R	R	5'11"	201	1/5/1993
INFIELDERS	JERSEY #	B	T	HT	WT	BORN
Curtis, Jermaine	14	R	R	6'0"	215	7/10/1987
Mateo, Jorge	21	R	R	6'0"	190	6/23/1995
Neuse, Sheldon	31	R	R	6'0"	195	12/10/1994
Rosa, Viosergy	34	L	L	6'3"	210	6/16/1990
Schrock, Max	20	L	R	5'8"	185	10/12/1994
Tarsovich, Jordan	5	R	R	5'10"	180	6/20/1991
OUTFIELDERS	JERSEY #	B	T	HT	WT	BORN
Bolt, Skye	12	S	R	6'3"	190	1/15/1994
Boyd, B.J.	9	L	R	5'11"	230	7/16/1993
Marincov, Tyler	15	R	R	6'2"	215	10/20/1991
Ramirez, Tyler	33	L	L	5'9"	185	2/21/1995
Sportman, J.P.	25	R	R	5'10"	188	1/26/1992

SERIES FACTS

Most Runs, Game:	By Springfield: 15 (15-5, May 31, 2013 at Citibank Ballpark) By Midland: 18 (18-4, April 15, 2012 at Citibank Ballpark)
Widest Margin Victory:	By Springfield: 13 Runs (13-0, April 18, 2010 at Hammons Field) By Midland: 14 Runs (18-4, April 15, 2012 at Citibank Ballpark) *Most Recent
Longest Winning Streak:	By Springfield: 6 (April 20, 2009 to July 13, 2009) *Most Recent By Midland: 6 (May 31- Aug. 21, 2006)
Attendance High:	At Hammons Field: 10,795, July 4, 2012 (Franchise Record)

Cardinals vs. RockHounds Last Three Years

YEAR	HOME	AWAY	OVERALL	WIN %
2015	2-4	1-5	3-9	.250
2016	4-2	4-2	8-4	.667
2017	4-2	4-2	8-4	.667
All-Time	46-38	45-39	91-77	.542

2017 INDIVIDUAL BATTING STATISTICS

BATTERS	AVG	G	AB	R	H	2B	3B	HR	RBI	TB	BB	IBB	SO	SB	CS	OBP	SLG	OPS	SF	SAC	HBP	DP	E
Bennie, Joe	.238	22	80	7	19	4	1	1	3	28	12	0	25	0	2	.337	.350	.687	0	0	0	5	0
Boyd, B.J.	.323	130	533	82	172	29	6	5	56	228	34	2	74	16	5	.366	.428	.793	5	1	5	8	3
Cogswell, Branden	.225	24	71	6	16	2	0	0	3	18	7	0	15	1	1	.295	.254	.548	0	1	0	3	3
Curtis, Jermaine	.310	56	203	28	63	14	1	1	28	82	37	1	42	2	1	.428	.404	.832	3	0	7	8	0
Marincov, Tyler	.266	79	286	42	76	20	2	9	54	127	30	0	95	5	4	.339	.444	.784	6	0	5	4	3
Martin, Richie	.224	86	286	43	64	11	3	3	27	90	24	0	57	12	3	.306	.315	.620	3	1	11	6	7
Mateo, Jorge	.292	30	137	25	40	5	7	4	20	71	9	0	33	13	3	.333	.518	.852	1	0	0	0	7
Mercedes, Melvin	.300	5	20	5	6	1	0	0	2	7	3	0	0	0	0	.391	.350	.741	0	0	0	2	2
Munoz, Yairo	.316	47	190	35	60	17	3	6	26	101	10	1	35	12	1	.348	.532	.880	3	1	1	5	10
Murphy, Sean	.209	53	191	25	40	7	0	4	22	59	21	0	34	0	0	.288	.309	.597	2	2	1	9	2
Neuse, Sheldon	.373	18	67	9	25	4	0	0	6	29	6	1	21	0	0	.427	.433	.860	1	0	1	3	1
Paz, Andy	.251	53	179	14	45	4	0	0	19	49	14	0	37	3	0	.303	.274	.576	2	2	0	14	1
Raga, Argenis	.200	28	95	11	19	5	0	2	13	30	8	0	25	0	0	.257	.316	.573	2	0	0	3	4
Ramirez, Tyler	.308	58	208	29	64	11	1	4	24	89	28	0	53	3	3	.395	.428	.823	3	0	4	2	0
Rodriguez, J.C.	.235	8	17	1	4	1	1	0	2	7	0	0	6	0	0	.235	.412	.647	0	0	0	0	3
Rosa, Viosergy	.255	135	517	62	132	28	1	18	110	216	56	5	137	0	1	.325	.418	.743	10	0	2	19	9
Schrock, Max	.321	106	417	55	134	19	1	7	46	176	34	0	42	4	2	.379	.422	.801	1	0	5	7	6
Sportman, J.P.	.275	130	513	71	141	27	5	12	74	214	36	0	113	14	8	.327	.417	.744	3	1	5	21	6
Tarsovich, Jordan	.240	104	341	56	82	15	3	3	30	112	48	0	79	13	5	.336	.328	.664	4	3	3	9	19
Taylor, Beau	.309	21	68	10	21	4	1	2	7	33	9	0	17	0	0	.385	.485	.870	1	0	0	1	0
Vertigan, Brett	.285	67	249	39	71	18	2	1	21	96	35	0	59	7	2	.376	.386	.762	1	4	2	5	0
Wilson, Kenny	.250	19	64	13	16	1	1	2	8	25	10	0	14	3	2	.368	.391	.759	0	0	2	1	1
Team Total	.277	138	4733	668	1310	247	39	84	601	1887	471	10	1013	108	43	.346	.399	.744	51	16	54	135	97

2017 INDIVIDUAL PITCHING STATISTICS

PITCHERS	W	L	ERA	G	GS	CG	SHO	SV	SVO	IP	H	R	ER	HR	HB	BB	IBB	SO	BK	WP	GO/AO	DP	WHIP	AVG	HLD
Bracewell, Ben	2	1	6.30	15	8	0	0	0	0	50.0	61	35	35	5	3	22	0	29	0	2	0.96	8	1.66	.311	1
Bragg, Sam	4	1	3.03	45	0	0	0	6	7	68.1	69	25	23	4	1	16	0	56	1	4	1.06	6	1.24	.264	2
Fillmyer, Heath	11	5	3.49	29	29	0	0	0	0	149.2	158	66	58	19	6	51	0	115	1	16	1.02	15	1.40	.272	0
Finnegan, Kyle	1	3	3.19	29	0	0	0	9	11	36.2	36	13	13	4	1	8	1	36	0	5	2.04	5	1.20	.254	2
Friedrichs, Kyle	1	4	6.00	18	3	0	0	1	1	51.0	58	38	34	7	9	17	2	36	1	0	1.80	5	1.47	.280	0
Graves, Brett	1	1	5.97	7	6	0	0	0	0	31.2	48	22	21	1	2	10	0	28	0	4	2.21	7	1.83	.353	0
Holmes, Grant	11	12	4.49	29	24	0	0	0	0	148.1	149	82	74	15	9	61	2	150	1	15	1.07	19	1.42	.262	1
Hurlbutt, Dustin	3	2	3.55	9	8	0	0	0	0	45.2	33	19	18	5	3	25	0	32	0	2	0.98	2	1.27	.195	0
Kurcz, Aaron	2	1	3.09	17	0	0	0	0	1	23.1	18	8	8	2	1	8	0	11	0	3	0.49	2	1.11	.220	1
Manarino, Evan	1	4	8.10	5	5	0	0	0	0	26.2	45	25	24	4	1	6	0	12	0	4	1.58	5	1.91	.388	0
Mann, Brandon	3	8	4.40	46	2	0	0	2	4	75.2	66	46	37	6	6	36	2	81	2	4	1.12	7	1.35	.231	4
Meisner, Casey	4	4	4.12	12	12	0	0	0	0	59.0	55	27	27	4	9	27	0	37	2	3	0.63	3	1.39	.249	0
Nalle, James	2	3	3.21	14	10	0	0	0	0	61.2	55	30	22	5	0	17	0	42	1	2	1.71	7	1.17	.239	0
Navas, Carlos	3	4	3.25	33	2	0	0	4	6	52.2	49	23	19	4	1	15	0	48	0	2	0.81	4	1.22	.246	0
Paz, Andy	0	0	0.00	3	0	0	0	0	0	3.0	5	2	0	0	0	0	0	1	0	0	0.13	0	1.67	.357	0
Puk, A.J.	2	5	4.36	13	13	0	0	0	0	64.0	64	34	31	2	3	25	0	86	0	7	1.06	7	1.39	.256	0
Raga, Argenis	0	0	0.00	1	0	0	0	0	0	1.0	1	0	0	0	0	1	0	0	0	0	0.00	0	2.00	.250	0
Sanchez, Jake	0	0	1.13	9	0	0	0	3	3	8.0	4	1	1	0	0	2	0	14	0	0	0.80	0	0.75	.148	1
Seddon, Joel	3	4	5.00	33	6	0	0	2	3	93.2	107	56	52	8	6	31	2	70	0	2	1.35	18	1.47	.294	6
Stull, Cody	2	2	5.27	26	1	0	0	0	1	42.2	52	28	25	4	1	24	2	26	1	5	2.43	8	1.78	.301	0
Sturdevant, Tyler	2	4	3.74	25	0	0	0	4	8	33.2	32	18	14	5	0	7	2	31	0	2	0.71	1	1.16	.246	1
Tarsovich, Jordan	0	0	0.00	1	0	0	0	0	0	1.0	1	0	0	0	0	0	0	1	0	0	1.00	0	1.00	.250	0
Trivino, Lou	7	1	2.43	23	0	0	0	1	3	33.1	31	9	9	0	1	10	0	34	1	0	1.70	2	1.23	.246	1
Twomey, Kyle	0	1	31.50	1	0	0	0	0	0	2.0	6	7	7	1	1	2	0	1	0	1	3.00	0	4.00	.600	0
Walter, Corey	2	1	2.44	10	9	0	0	0	0	44.1	45	16	12	0	2	12	1	30	0	3	1.74	6	1.29	.265	0
Zambrano, Jesus	0	0	22.50	1	0	0	0	0	0	2.0	5	5	5	2	0	1	0	3	0	1	2.00	0	3.00	.455	0
Team Total	67	71	4.22	138	138	0	6	32	48	1209.0	1253	635	567	107	66	434	14	1010	11	87	1.50	137	1.40	.268	20


FRONT OFFICE
2018 CARDINALS
2017 REVIEW
HISTORY
MINOR LEAGUES
TEXAS LEAGUE
MISC.

FRONT OFFICE
2018 CARDINALS
2017 REVIEW
HISTORY
MINOR LEAGUES
TEXAS LEAGUE
MISC.

NORTHWEST ARKANSAS NATURALS

Affiliate: Kansas City Royals (2008)

Arvest Ballpark
 Watkins Ave and S 56th St
 Springdale, AR 72762
 Telephone: (479) 927-4900
 Fax: (479) 756-8088
 E-mail: naturals@nwanaturals.com
 Website: www.nwanaturals.com



MANAGER
Mike Rojas

PITCHING COACH
Steve Luebber

HITTING COACH
Leon Roberts

TRAINER
Masa Koyanagi

General Manager.....Justin Cole
 Media Contact.....Benjamin Kelly
 Radio Announcer.....Benjamin Kelly
 Station.....KQSM 92.1 FM

Capacity: 6,500
 Year Opened: 2008
 Directions: I-35 to US 54 West, North on Senaca, East on Maple.

VISITING CLUB HOTEL

Hampton Inn
 1700 S. 48th
 Springdale, AR 72762
 (479) 756-3500

2017 RECAP (20-12 Overall; 13-3 Home; 7-9 Road)

DATE	H/A	W/L	SCORE	WP	LP	DATE	H/A	W/L	SCORE	WP	LP
4/24	A	W	6-4	Nielsen	Selman	7/16	H	W	6-0	Gallen	Ray
4/25	A	L	4-1	Rico	Gomber	7/17	H	W	4-1	Hudson	Griffin
4/27	A	L (11)	4-3	Newberry	McKnight	7/18	H	W	8-3	Alcantara	Staumont
5/2	H	L (12)	6-5	Goudeau	Hergert	7/19	H	W	8-4	Bray	Fernandez
5/3	H	L	4-1	Ray	Hudson	7/27	A	W	6-2	Bray	Griffin
5/4	H	W	9-1	Pearce	Tenuta	7/28	A	W	7-4	Evans	Lovelady
5/5	H	W	4-3	Flaherty	Lovvorn	7/29	A	L	3-2	Ogando	Ellis
5/19	H	L (6)	5-4	Redman	Gomber	7/30	A	W	6-3	Gomber	Kalish
5/20	H	W	8-2	Lyons	Goudeau	8/3	H	W	5-3	Ellis	Ogando
5/21	H	W	6-2	Pearce	Hill	8/4	H	W	2-0	Gomber	Kalish
5/22	H	W	4-0	Flaherty	Ogando	8/5	H	W (12)	8-7	Bray	Peterson
6/6	A	W	4-2	Gallen	Lovvorn	8/6	H	W	5-2	Helsley	Griffin
6/7	A	W (7)	5-2	Hudson	Ogando	8/22	A	W	7-3	Helsley	Lovvorn
6/7	A	L (7)	5-4	Hill	Echemendia	8/23	A	L	5-1	Staumont	Echemendia
6/8	A	L	5-0	Ray	Pearce	8/24	A	L	4-2	Ogando	Ellis
6/9	A	L	5-1	Griffin	Gomber	8/25	A	L	4-1	Tenuta	Gallen

2018 SCHEDULE

DAY	DATE	SITE	TIME	DAY	DATE	SITE	TIME
Mon.	April 23	SPR	6:30	Sun.	July 15	SPR	6:10
Tues.	April 24	SPR	6:30	Mon.	July 16	SPR	6:30
Wed.	April 25	SPR	11:10am	Tues.	July 17	SPR	6:30
Thurs.	April 26	SPR	7:10	Wed.	July 18	SPR	6:30
Tues.	May 1	NWA	7:05	Thurs.	July 26	SPR	7:10
Wed.	May 2	NWA	11:05am	Fri.	July 27	SPR	7:10
Thurs.	May 3	NWA	7:05	Sat.	July 28	SPR	6:10
Fri.	May 4	NWA	7:05	Sun.	July 29	SPR	6:10
Fri.	May 18	SPR	7:10	Thurs.	Aug. 2	NWA	7:05
Sat.	May 19	SPR	6:10	Fri.	Aug. 3	NWA	7:05
Sun.	May 20	SPR	4:10	Sat.	Aug. 4	NWA	6:05
Mon.	May 21	SPR	11:10am	Sun.	Aug. 5	NWA	2:05
Tues.	June 5	NWA	7:05	Tues.	Aug. 21	NWA	7:05
Wed.	June 6	NWA	7:05	Wed.	Aug. 22	NWA	7:05
Thurs.	June 7	NWA	7:05	Thurs.	Aug. 23	NWA	7:05
Fri.	June 8	NWA	7:05	Fri.	Aug. 24	NWA	7:05

2017 FINAL ROSTER

PITCHERS	JERSEY #	B	T	HT	WT	BORN
Adam, Jason	38	R	R	6'4"	225	8/4/1991
Edwards, Andrew	34	R	R	6'5"	265	10/7/1991
Ferguson, Andy	14	R	R	6'0"	203	9/5/1988
Griffin, Foster	22	L	L	6'3"	200	7/27/1995
Hill, Tim	57	R	L	6'4"	215	2/10/1990
Lovelady, Richard	19	L	L	6'0"	175	7/7/1995
Lovvorn, Zach	28	R	R	5'11"	206	5/26/1994
Marte, Yunior	29	R	R	6'2"	175	2/2/1995
Ogando, Emilio	23	L	L	6'2"	180	8/13/1993
Ray, Corey	41	R	R	6'4"	195	12/15/1992
Sheller, Walker	32	R	R	6'3"	195	5/21/1995
Sparkman, Glenn		R	R	6'2"	200	5/11/1992
Staumont, Josh	21	R	R	6'3"	210	12/21/1993
Tenuta, Matt	33	L	L	6'4"	225	12/16/1993
CATCHERS	JERSEY #	B	T	HT	WT	BORN
Dini, Nick	12	R	R	5'9"	185	7/27/1993
Morin, Parker	15	L	R	5'11"	205	7/2/1991
INFIELDERS	JERSEY #	B	T	HT	WT	BORN
Arteaga, Humberto	6	R	R	6'1"	183	1/23/1994
Duenez, Samir	9	L	R	6'1"	195	6/11/1996
Lopez, Jack	1	R	R	5'9"	166	12/6/1992
Lopez, Nicky	8	L	R	5'11"	175	3/13/1995
O'Hearn, Ryan	27	L	L	6'3"	200	7/26/1993
Ramos, Mauricio	3	R	R	6'1"	215	2/2/1992
OUTFIELDERS	JERSEY #	B	T	HT	WT	BORN
Deweese, Donnie	16	L	L	5'11"	204	9/29/1993
Escalera, Alfredo	24	R	R	6'1"	185	2/17/1995
Hernandez, Elier	21	R	R	6'3"	197	11/21/1994
Jones, Cody	4	S	R	5'11"	175	5/25/1993
Miller, Anderson	25	L	L	6'3"	208	5/6/1994
Moon, Logan	17	R	R	6'2"	195	2/2/1992

SERIES FACTS

Most Runs, Game: By Springfield: 16 (16-8, May 6, 2010 at Arvest Ballpark) *Most Recent
 By Northwest Arkansas: 21 (21-6, Aug. 20, 2013 at Hammons Field)

Widest Margin Victory: By Springfield: 15 Runs (16-1, July 18, 2006 at Lawrence Dumont Stadium)
 By Northwest Arkansas: 15 (21-6, Aug. 20, 2013 at Hammons Field)

Longest Winning Streak: By Springfield: 9 (July 12 - July 12, 2012)
 By Northwest Arkansas: 7 (May 6, 2011 - June 18, 2011)

Attendance High: At Hammons Field: 10,139, July 1, 2006

Cardinals vs. Naturals Last Three Years

YEAR	HOME	AWAY	OVERALL	WIN %
2015	9-7	3-13	12-20	.375
2016	11-5	7-9	18-14	.563
2017	13-3	7-9	20-12	.625
All-Time	112-93	83-120	195-213	.478

2017 INDIVIDUAL BATTING STATISTICS

BATTERS	AVG	G	AB	R	H	2B	3B	HR	RBI	TB	BB	IBB	SO	SB	CS	OBP	SLG	OPS	SF	SAC	HBP	DP	E
Arteaga, Humberto	.258	124	453	47	117	12	3	1	35	138	25	2	65	4	4	.300	.305	.605	4	4	4	6	21
de San Miguel, Allan	.237	34	114	8	27	8	0	1	10	38	8	0	26	0	1	.310	.333	.643	0	0	4	3	1
Deweese Jr., Donald	.272	126	464	67	126	24	6	9	52	189	46	2	81	20	8	.340	.407	.748	5	4	5	6	2
Diaz, Carlos	.215	38	107	8	23	4	0	0	5	27	3	0	29	1	1	.243	.252	.496	0	3	1	3	8
Dini, Nick	.310	64	216	22	67	9	0	2	25	82	17	1	26	8	2	.381	.380	.761	2	1	9	9	6
Dozier, Hunter	.250	6	16	4	4	1	0	0	0	5	4	0	8	0	0	.400	.313	.713	0	0	0	0	1
Duenez, Samir	.252	132	523	65	132	23	2	17	75	210	37	1	116	10	3	.304	.402	.705	3	0	3	18	10
Escalera, Alfredo	.261	118	456	50	119	17	2	7	54	161	19	1	113	14	4	.305	.353	.658	2	2	11	6	3
Evans, Zane	.205	33	122	11	25	1	0	4	15	38	2	0	31	2	0	.218	.311	.529	0	0	0	4	2
Gore, Terrance	.254	19	59	9	15	1	0	0	1	16	2	0	13	8	0	.279	.271	.550	0	1	0	1	0
Hernandez, Elier	.339	16	62	8	21	4	0	1	10	28	4	0	14	0	3	.391	.452	.843	1	1	2	1	2
Jones, Cody	.235	41	102	11	24	2	0	1	11	29	14	0	24	8	1	.331	.284	.615	1	0	1	1	0
Lopez, Jack	.281	95	363	42	102	12	2	5	29	133	20	2	86	19	7	.332	.366	.699	0	7	8	2	9
Lopez, Nicky	.259	59	232	26	60	6	1	0	11	68	16	0	29	7	4	.312	.293	.605	0	3	2	4	2
Miller, Anderson	.230	58	213	17	49	8	0	2	19	63	9	0	56	3	2	.263	.296	.559	1	1	1	4	3
Moon, Logan	.241	78	266	29	64	14	1	4	24	92	17	0	85	4	1	.285	.346	.631	1	0	0	4	3
Morin, Parker	.179	18	56	5	10	1	0	0	4	11	3	0	20	0	0	.238	.196	.435	2	0	2	0	0
O'Hearn, Ryan	.258	19	66	7	17	1	1	4	11	32	10	1	20	0	0	.355	.485	.840	0	0	0	2	3
Orlando, Paulo	.341	12	41	4	14	1	0	0	3	15	6	0	7	0	0	.426	.366	.791	0	0	0	0	0
Ramos, Mauricio	.258	92	356	36	92	9	2	11	47	138	14	1	89	0	2	.299	.388	.687	1	0	7	7	13
Sanchez, Jose	.138	11	29	2	4	1	0	0	1	5	2	0	5	0	0	.194	.172	.366	0	1	0	0	0
Schwindel, Frank	.350	34	137	17	48	13	0	6	25	79	6	2	17	0	0	.374	.577	.951	3	0	1	4	0
Sosa, Ruben	.261	35	115	21	30	5	4	2	15	49	13	1	30	6	1	.341	.426	.767	0	3	1	4	5
Toups, Corey	.286	25	98	14	28	7	0	2	10	41	7	0	35	4	1	.336	.418	.755	1	0	1	2	5
Villegas, Luis	.269	8	26	2	7	2	0	0	6	9	1	0	5	0	0	.296	.346	.642	0	1	0	0	0
Walters, Zach	.211	24	90	12	19	3	0	1	8	25	5	1	21	1	0	.250	.278	.528	1	0	0	3	4
Team Total	.260	140	4782	544	1244	189	24	80	506	1721	310	15	1051	119	45	.312	.360	.672	28	32	63	94	112

2017 INDIVIDUAL PITCHING STATISTICS

PITCHERS	W	L	ERA	G	GS	CG	SHO	SV	SVO	IP	H	R	ER	HR	HB	BB	IBB	SO	BK	WP	GO/AO	DP	WHIP	AVG	HLD
Adam, Jason	0	0	5.40	6	0	0	0	0	0	8.1	4	5	5	0	1	4	0	13	0	3	0.33	0	0.96	.138	1
Almonte, Miguel	1	0	1.86	7	6	0	0	0	0	29.0	22	7	6	2	2	6	0	35	0	1	0.66	3	0.97	.210	0
Beal, Evan	0	0	4.20	10	0	0	0	2	2	15.0	15	9	7	2	0	9	0	16	0	6	0.52	1	1.60	.238	3
Binford, Christian	1	0	1.99	5	5	0	0	0	0	31.2	29	7	7	3	0	7	0	23	0	1	0.79	4	1.14	.244	0
de San Miguel, Allan	0	0	0.00	1	0	0	0	0	0	0.2	2	0	0	0	0	0	0	0	0	0	0.00	0	3.00	.500	0
Edwards, Andrew	3	0	6.06	24	0	0	0	4	4	35.2	45	25	24	2	5	14	0	36	0	3	0.79	1	1.65	.310	0
Fernandez, Pedro	4	3	2.66	29	0	0	0	1	2	50.2	41	17	15	1	0	13	0	51	0	6	1.10	4	1.07	.216	4
Garcia, Onelki	0	0	2.61	2	2	0	0	0	0	10.1	11	3	3	2	0	1	0	6	0	0	2.13	0	1.16	.262	0
Goudeau, Ashton	3	7	5.37	21	7	0	0	1	1	57.0	78	39	34	7	0	17	1	43	1	4	0.89	4	1.67	.322	1
Griffin, Foster	11	5	3.61	18	18	0	0	0	0	104.2	108	46	42	11	1	34	2	81	0	1	0.95	14	1.36	.271	0
Hill, Tim	1	2	4.17	36	0	0	0	4	6	69.0	76	36	32	2	1	19	2	75	0	2	2.21	8	1.38	.279	4
Kalish, Jake	0	7	3.77	18	9	0	0	0	2	71.2	83	32	30	4	4	17	0	49	1	2	0.91	6	1.40	.293	1
Lovelady, Richard	3	2	2.16	21	0	0	0	3	6	33.1	28	12	8	1	0	13	3	36	1	1	1.22	3	1.23	.228	2
Loworn, Zach	4	9	4.83	31	18	0	0	0	0	117.1	142	72	63	8	5	34	0	93	0	10	0.94	11	1.50	.298	2
Machado, Andres	0	0	3.00	1	0	0	0	0	0	3.0	2	1	1	0	1	2	0	1	0	0	0.60	0	1.33	.182	0
Marte, Yunior	1	2	5.75	17	0	0	0	1	2	36.0	33	23	23	5	3	27	2	38	0	4	0.74	2	1.67	.246	1
Newberry, Jake	4	2	2.13	36	0	0	0	15	17	50.2	45	17	12	3	0	19	2	33	1	3	0.69	3	1.26	.237	0
Ogando, Emilio	10	10	3.45	23	23	0	0	0	0	133.0	130	62	51	15	4	36	1	83	1	3	0.67	13	1.25	.255	0
Peterson, Mark	0	1	1.42	5	0	0	0	2	2	6.1	3	1	1	1	0	0	0	5	0	0	0.86	0	0.47	.143	0
Ray, Corey	6	12	5.41	29	29	1	1	0	0	143.0	170	97	86	20	1	59	0	93	1	15	0.90	12	1.60	.298	0
Redman, Reid	2	1	5.55	16	0	0	0	1	2	24.1	24	15	15	7	0	2	0	29	0	0	0.65	1	1.07	.255	3
Rico, Luis	2	1	7.33	18	0	0	0	0	0	27.0	37	23	22	3	4	14	2	25	0	4	1.21	4	1.89	.327	5
Ruxer, Jared	0	0	16.50	3	1	0	0	0	0	6.0	9	11	11	4	0	7	0	1	0	1	0.70	0	2.67	.333	1
Selman, Sam	4	3	2.97	24	0	0	0	5	6	39.1	21	15	13	1	7	19	2	59	0	7	0.54	5	1.02	.156	2
Sheller, Walker	0	0	0.00	3	0	0	0	1	1	6.0	3	0	0	0	0	3	1	5	0	0	1.00	0	1.00	.136	1
Skoglund, Eric	0	0	2.70	1	1	0	0	0	0	3.1	5	1	1	0	0	3	0	1	0	0	6.00	1	2.40	.385	0
Sparkman, Glenn	0	0	2.61	3	2	0	0	0	0	10.1	11	3	3	0	0	5	0	5	0	0	0.67	1	1.55	.275	0
Staumont, Josh	3	4	4.44	10	10	0	0	0	0	48.2	42	25	24	2	4	34	0	45	0	6	0.64	3	1.56	.244	0
Tenuta, Matt	4	2	5.74	17	8	0	0	0	0	53.1	74	38	34	9	0	17	0	38	0	0	1.06	9	1.71	.338	1
Villegas, Luis	0	0	0.00	1	0	0	0	0	0	1.0	0	0	0	0	0	0	0	0	0	0	0.50	0	0.00	.000	0
Zimmer, Kyle	0	0	2.25	1	1	0	0	0	0	4.0	6	1	1	0	0	0	0	6	0	1	0.00	0	1.50	.375	0
Team Total	67	73	4.21	140	140	1	8	40	53	1227.2	1298	643	574	115	43	435	18	1022	6	83	1.11	113	1.41	.272	32


FRONT OFFICE
 2018 CARDINALS
 2017 REVIEW
 HISTORY
 MINOR LEAGUES
 TEXAS LEAGUE
 MISC.

FRONT OFFICE
 2018 CARDINALS
 2017 REVIEW
 HISTORY
 MINOR LEAGUES
 TEXAS LEAGUE
 MISC.

SAN ANTONIO MISSIONS

Affiliate: San Diego Padres (2007)

Nelson W. Wolff Municipal Stadium
5757 Highway 90 West
San Antonio, TX 78227
Telephone: (210) 675-7275
Fax: (210) 670-0341
E-mail: sainfo@samissions.com
Website: www.samissions.com



MANAGER
Phillip Wellman

PITCHING COACH
Jimmy Jones

HITTING COACH
Raul Padron

TRAINER
Isak Yoon

President.....Burl Yarbrough
General Manager.....Dave Gasaway
Media Contact.....Mike Saeger
Radio Announcer.....Mike Saeger
Station.....KKYX 680 AM

Capacity: 6,200
Year Opened: 1994
Directions: Highway 90 West at Callaghan.

VISITING CLUB HOTEL

Holiday Inn NW/Sea World
10135 State Hwy 151
San Antonio, TX 78251
(210) 520-2508

2017 RECAP (7-5 Overall; 4-2 Home; 3-3 Road)

DATE	H/A	W/L	SCORE	WP	LP
5/26	A	W	4-0	Pearce	De Los Santos
5/27	A	L	2-0	Keel	Flaherty
5/28	A	L	7-1	Huffman	Alcantara
6/2	H	W	2-0	McKinney	Keel
6/3	H	W	3-2	Bray	Weir
6/4	H	L	6-1	Kennedy	Ellis
8/8	A	W	3-2	Ellis	Yardley
8/9	A	W	2-0	Gomber	Quantrill
8/10	A	L	8-5	Vargas	Morales
8/15	H	W	7-2	Gomber	Esch
8/16	H	W	6-3	Morales	Brasoban
8/17	H	L	4-2	Castillo	Echemendia

2018 SCHEDULE

DAY	DATE	SITE	TIME	DAY	DATE	SITE	TIME
Fri.	May 25	SA	7:05	Tues.	Aug. 7	SA	7:05
Sat.	May 26	SA	7:05	Wed.	Aug. 8	SA	7:05
Sun.	May 27	SA	5:05	Thurs.	Aug. 9	SA	7:05
Fri.	June 1	SPR	7:10	Tues.	Aug. 14	SPR	6:30
Sat.	June 2	SPR	6:10	Wed.	Aug. 15	SPR	6:30
Sun.	June 3	SPR	6:10	Thurs.	Aug. 16	SPR	7:10

2017 FINAL ROSTER

PITCHERS	JERSEY #	B	T	HT	WT	BORN
Brasoban, Yimmi	32	R	R	6'1"	185	6/22/1994
Castillo, Jose	28	L	L	6'4"	200	1/10/1996
De Los Santos, Enyel	10	R	R	6'3"	200	12/25/1995
Esch, Jake	29	R	R	6'3"	205	3/27/1990
Kennedy, Brett	17	R	R	6'0"	200	8/4/1994
Lauer, Eric	13	R	L	6'3"	205	6/3/1995
Lucchesi, Joey	15	L	L	6'5"	204	6/6/1993
Nix, Jacob	40	R	R	6'4"	220	1/9/1996
Weir, T.J.	4	R	R	6'0"	205	9/15/1991
Wieck, Brad	50	L	L	6'9"	255	10/14/1991
Wingenter, Trey	16	R	R	6'7"	200	4/15/1994
Yardley, Eric	12	R	R	6'0"	165	8/18/1990
CATCHERS	JERSEY #	B	T	HT	WT	BORN
McGee, Stephen	9	R	R	6'3"	215	2/7/1991
Rivas, Webster	23	R	R	6'2"	218	8/8/1990
INFIELDERS	JERSEY #	B	T	HT	WT	BORN
France, Ty	8	R	R	6'0"	205	7/13/1994
Guerra, Javier	22	L	R	5'11"	155	9/25/1995
Naylor, Josh	38	L	L	6'0"	225	6/22/1997
Perio, Noah	24	L	R	6'0"	170	11/14/1991
Tatis Jr., Fernando	21	R	R	6'3"	185	1/2/1999
Urias, Luis	3	R	R	5'9"	160	6/3/1997
OUTFIELDERS	JERSEY #	B	T	HT	WT	BORN
Bousfield, Austin	20	R	R	5'11"	185	7/5/1993
Gettys, Michael	33	R	R	6'1"	203	10/22/1995
Reyes, Franmil	7	R	R	6'5"	240	7/7/1995
Schulz, Nick	25	R	R	6'3"	210	5/3/1991
Torres, Nick	11	R	R	6'1"	220	6/30/1993

SERIES FACTS

Most Runs, Game:	By Springfield: 12 (12-5, June 3, 2009 at Hammons Field) By San Antonio: 15 (15-9, April 14, 2013 at Hammons Field)
Widest Margin Victory:	By Springfield: 8 Runs (9-1, April 15, 2013 at Hammons Field) By San Antonio: 10 Runs (11-1, June 6, 2011 at Nelson W. Wolff Stadium) *Most Recent
Longest Winning Streak:	By Springfield: 3 (July 4, 2016 - July 9, 2016) *Most Recent By San Antonio: 4 (April 12, 2014 - June 30, 2014) *Most Recent
Attendance High:	At Hammons Field: 8,779, June 24, 2005

Cardinals vs. Missions Last Three Years

YEAR	HOME	AWAY	OVERALL	WIN %
2015	2-4	4-2	6-6	.500
2016	3-3	4-2	7-5	.583
2017	4-2	3-3	7-5	.583
All-Time	40-38	40-40	80-78	.506

2017 INDIVIDUAL BATTING STATISTICS

Table with columns: BATTERS, AVG, G, AB, R, H, 2B, 3B, HR, RBI, TB, BB, IBB, SO, SB, CS, OBP, SLG, OPS, SF, SAC, HBP, DP, E. Rows include players like Blanco, Felipe; Bousfield, Auston; France, Ty; Guerra, Javier; Kennedy, A.J.; Martinez, Alberth; McGee, Stephen; Naylor, Josh; Perez, Fernando; Perio, Noah; Reyes, Franmil; Rivas, Webster; Rondon, Jose; Schulz, Nick; Stevens, River; Tatis Jr., Fernando; Torres, Nick; Urias, Luis; Van Gansen, Peter; and Team Total.

2017 INDIVIDUAL PITCHING STATISTICS

Table with columns: PITCHERS, W, L, ERA, G, GS, CG, SHO, SV, SVO, IP, H, R, ER, HR, HB, BB, IBB, SO, BK, WP, GO/AO, DP, WHIP, AVG, HLD. Rows include players like Adam, Jason; Baumann, Buddy; Blanco, Felipe; Brasoban, Yimmi; Castillo, Jose; Cimber, Adam; De Horta, Adrian; De Los Santos, Enyel; De Paula, Rafael; Dorminy, Thomas; Enright, Barry; Esch, Jake; France, Ty; Friedrich, Christian; Hancock, Justin; Huffman, Chris; Keel, Jerry; Kelly, Michael; Kennedy, Brett; Lauer, Eric; Lloyd, Kyle; Lucchesi, Joey; McGrath, Kyle; Nading, Charles; Nina, Aroni; Nix, Jacob; Quantrill, Cal; Rodriguez, Bryan; Smith, Jake; Torres, Wilmer; Vargas, Cesar; Weir, T.J.; Wieck, Brad; Wingenter, Trey; Yardley, Eric; and Team Total.


FRONT OFFICE
2018 CARDINALS
2017 REVIEW
HISTORY
MINOR LEAGUES
TEXAS LEAGUE
MISC.

FRONT OFFICE
2018 CARDINALS
2017 REVIEW
HISTORY
MINOR LEAGUES
TEXAS LEAGUE
MISC.

TULSA DRILLERS

Affiliate: Los Angeles Dodgers (2015)

ONEOK Field
201 N. Elgin St.
Tulsa, OK 74120
Telephone: (918) 744-5998
Fax: (918) 747-3267
E-mail: mail@tulsadrillers.com
Website: www.tulsadrillers.com



MANAGER
Scott Hennessey

PITCHING COACH
Dave Borkowski

HITTING COACH
Terral Sledge

TRAINER
Kalie Swan

General Manager.....Mike Melega
Media Contact.....Brian Carroll
Radio Announcer.....Dennis Higgins
Station.....KTBZ-1430 AM

Capacity: 8,000
Year Opened: 2010

Directions: Highway 244 West, Exit Cincinnati/Detroit Ave. Left on Cincinnati Ave, Left on Brady, Right on Elgin. On the corner of Elgin and Archer.

VISITING CLUB HOTEL

Hyatt Regency Downtown
100 E. 2nd St.
Tulsa, OK 74103
(918) 582-9000

2017 RECAP (9-19 Overall; 6-8 Home; 3-11 Road)

DATE	H/A	W/L	SCORE	WP	LP	DATE	H/A	W/L	SCORE	WP	LP
5/6	A	L	6-0	Barlow	Alcantara	6/20	H	L	4-2	Copping	Alcantara
5/7	A	W	4-1	Gomber	Anderson	6/21	H	L	10-4	Barlow	Gallen
5/8	A	L	9-3	Copping	Bard	7/24	H	L	6-4	Santana	Ellis
5/9	A	W	1-0	Pearce	Sopko	7/25	H	L	4-3	Johnson	Evans
5/15	H	W	7-2	Hudson	Paredes	7/26	H	W	7-6	Gallen	Sopko
5/16	H	W	5-2	Pearce	Sborz	7/31	A	L	12-1	Sborz	Gallen
5/17	H	L	7-4	Johnson	Flaherty	8/1	A	L	5-4	Somsen	Evans
5/18	H	L (10)	5-4	Sierra	Echemendia	8/2	A	L (11)	3-2	Spitzbarth	Beck
6/10	A	L	3-2	Sierra	Littrell	8/26	H	W	8-3	Gomber	Alvarez
6/11	A	L	2-1	Barlow	Gallen	8/27	H	L	6-5	Santana	Helsley
6/12	A	L	4-3	Cash	Hudson	8/28	H	W	8-0	Echemendia	Sborz
6/13	A	L	8-1	Sborz	Pearce	9/2	A	L	6-5	Johnson	Beck
6/18	H	W	11-4	Pearce	Rearick	9/3	A	L	8-6	Copping	Evans
6/19	H	L	5-2	Hynes	Gomber	9/4	A	W	8-7	Bray	Sopko

2018 SCHEDULE

DAY	DATE	SITE	TIME	DAY	DATE	SITE	TIME
Sat.	May 5	SPR	6:10	Tues.	June 19	TUL	7:05
Sun.	May 6	SPR	2:10	Wed.	June 20	TUL	11:05am
Mon.	May 7	SPR	11:10am	Mon.	July 23	TUL	7:05
Tues.	May 8	SPR	6:30	Tues.	July 24	TUL	7:05
Mon.	May 14	TUL	7:05	Wed.	July 25	TUL	7:05
Tues.	May 15	TUL	7:05	Mon.	July 30	SPR	6:30
Wed.	May 16	TUL	11:05am	Tues.	July 31	SPR	6:30
Thurs.	May 17	TUL	7:05	Wed.	Aug. 1	SPR	6:30
Sat.	June 9	SPR	6:10	Sat.	Aug. 25	TUL	7:05
Sun.	June 10	SPR	6:10	Sun.	Aug. 26	TUL	7:05
Mon.	June 11	SPR	11:10am	Mon.	Aug. 27	TUL	7:05
Tues.	June 12	SPR	6:30	Sat.	Sept. 1	SPR	6:10
Sun.	June 17	TUL	1:05	Sun.	Sept. 2	SPR	6:10
Mon.	June 18	TUL	7:05	Mon.	Sept. 3	SPR	12:15

2017 FINAL ROSTER

PITCHERS	JERSEY #	B	T	HT	WT	BORN
Alvarez, Yadier	12	R	R	6'3"	175	3/7/1996
Barlow, Scott	44	R	R	6'3"	215	12/18/1992
Copping, Corey	13	R	R	6'1"	175	1/11/1994
Corcino, Daniel	31	R	R	5'11"	210	8/26/1990
Johnson, Michael	3	L	L	5'11"	185	1/3/1991
Kowalczyk, Karch	32	R	R	6'1"	215	3/31/1991
Moran, Brian	25	L	L	6'3"	210	9/30/1988
Santana, Dennis	36	R	R	6'2"	170	4/12/1996
Sborz, Josh	27	R	R	6'3"	225	12/17/1993
Shibuya, Tim	19	R	R	6'1"	190	9/14/1989
Somsen, Layne	16	R	R	6'0"	190	6/5/1989
Sopko, Andrew	20	R	R	6'2"	205	8/7/1994
Spitzbarth, Shea	7	R	R	6'1"	195	10/4/1994
White, Mitchaell	34	R	R	6'4"	207	12/28/1994
CATCHERS	JERSEY #	B	T	HT	WT	BORN
Kennedy, Garrett	40	L	R	6'1"	205	12/13/1992
O'Connell, Sean	14	L	R	6'4"	230	12/12/1991
Zarraga, Shawn	45	S	R	6'0"	255	1/21/1989
INFIELDERS	JERSEY #	B	T	HT	WT	BORN
Beaty, Matt	5	L	R	6'0"	210	4/28/1993
Jackson, Drew	10	R	R	6'2"	200	7/28/1993
Mejia, Erick	11	S	R	5'11"	155	1/9/1994
O'Brien, Peter	9	R	R	6'4"	235	7/15/1990
Robinson, Errol	28	R	R	6'0"	180	10/1/1994
OUTFIELDERS	JERSEY #	B	T	HT	WT	BORN
Diaz, Yusniel	17	R	R	6'1"	195	10/7/1996
Gallen, Blake	4	L	L	5'9"	180	3/27/1985
Garlick, Kyle	24	R	R	6'1"	210	1/26/1992
Mieses, Johan	23	R	R	6'2"	185	7/13/1995

SERIES FACTS

Most Runs, Game: By Springfield: 20 (20-5, April 4, 2008 at Hammons Field)
By Tulsa: 15 (15-4, May 6, 2013 at Hammons Field)

Widest Margin Victory: By Springfield: 15 Runs (20-5, April 4, 2008 at Hammons)
By Tulsa: 11 Runs (12-1, July 31, 2017 at ONEOK Field) *Most Recent

Longest Winning Streak: By Springfield: 6 (May 19-June 20, 2008)
By Tulsa: 6 (May 17-June 13, 2017) *Most Recent

Attendance High: At Hammons Field: 9,799, Aug. 31, 2013
At ONEOK Field: 8,707, June 8, 2012

Cardinals vs. Drillers Last Three Years


YEAR	HOME	AWAY	OVERALL	WIN %
2015	4-10	8-6	12-16	.429
2016	9-5	9-5	18-10	.643
2017	6-8	3-11	9-19	.321
All-Time	99-90	98-96	197-186	.514

2017 INDIVIDUAL BATTING STATISTICS

Table of 2017 Individual Batting Statistics. Columns include BATTERS, AVG, G, AB, R, H, 2B, 3B, HR, RBI, TB, BB, IBB, SO, SB, CS, OBP, SLG, OPS, SF, SAC, HBP, DP, E. Rows list players from Ahmed, Michael to Team Total.

2017 INDIVIDUAL PITCHING STATISTICS

Table of 2017 Individual Pitching Statistics. Columns include PITCHERS, W, L, ERA, G, GS, CG, SHO, SV, SVO, IP, H, R, ER, HR, HB, BB, IBB, SO, BK, WP, GO/AO, DP, WHIP, AVG, HLD. Rows list pitchers from Alvarez, Yadier to Team Total.



2017 Texas League Pitcher of the Year Dakota Hudson had one of the best seasons on the mound in Springfield history last season, finishing with an organization single-season record 2.53 ERA and a 9-4 record over 18 starts. Hudson was also named a 2017 Texas League Mid-Season and Post-Season All-Star.

Miscellaneous

2018 SCHEDULE




APRIL							MAY						
SUN	MON	TUE	WED	THUR	FRI	SAT	SUN	MON	TUE	WED	THUR	FRI	SAT
1	2	3	4	5 7:05 MID	6 7:05 MID	7 7:05 MID			1 7:05 NWA	2 11:05 NWA	3 7:05 NWA	4 7:05 NWA	5 TUL 6:10
8 4:00 FRI	9 6:30 FRI	10 6:30	11	12 FRI 7:10	13 FRI 7:10	14 FRI 2:10	6 TUL 2:10	7 TUL 11:10	8 TUL 6:30	9	10 7:10 ARK	11 7:10 ARK	12 6:10 ARK
15 FRI 4:10	16 FRI 11:10	17 FRI 11:10	18	19 7:10 ARK	20 7:10 ARK	21 6:10 ARK	13 2:10 ARK	14 7:05 TUL	15 7:05 TUL	16 11:05 TUL	17 7:05 TUL	18 NWA 7:10	19 NWA 6:10
22 2:10 ARK	23 NWA 6:30	24 NWA 6:30	25 NWA 11:10	26 NWA 7:10	27 ARK 7:10	28 ARK 4:10	20 NWA 4:10	21 NWA 11:10	22 7:05 CC	23 7:05 CC	24 7:05 CC	25 7:05 SAN	26 7:05 SAN
29 ARK 2:10	30 ARK 11:10						27 5:05 SAN	28	29 CC 6:30	30 CC 6:30	31 CC 7:10		

JUNE							JULY						
SUN	MON	TUE	WED	THUR	FRI	SAT	SUN	MON	TUE	WED	THUR	FRI	SAT
					1 SAN 7:10	2 SAN 6:10	1 7:05 MID	2 7:05 MID	3 7:05 MID	4 FRI TBD	5 FRI 7:10	6 FRI 7:10	7 MID 6:10
3 SAN 6:10	4	5 7:05 NWA	6 7:05 NWA	7 7:05 NWA	8 7:05 NWA	9 TUL 6:10	8 MID 6:10	9 MID 6:30	10	11 7:10 ARK	12 7:10 ARK	13 7:10 ARK	14 6:10 ARK
10 TUL 6:10	11 TUL 11:10	12 TUL 6:30	13 TUL 6:30	14 ARK 7:10	15 ARK 7:10	16 ARK 6:10	15 NWA 6:10	16 NWA 6:30	17 NWA 6:30	18 NWA 6:30	19 7:10 ARK	20 7:10 ARK	21 6:10 ARK
17 7:05 TUL	18 7:05 TUL	19 7:05 TUL	20 7:05 TUL	21 ARK 7:10	22 ARK 7:10	23 ARK 6:10	22 6:10 ARK	23 7:05 TUL	24 7:05 TUL	25 7:05 TUL	26 NWA 7:10	27 NWA 7:10	28 NWA 6:10
24 ARK 6:10	25 All-Star Game at MID	26 ★	27	28 7:00 FRI	29 7:00 FRI	30 7:00 FRI	29 NWA 6:10	30 TUL 6:30	31 TUL 6:30				

AUGUST							SEPTEMBER						
SUN	MON	TUE	WED	THUR	FRI	SAT	SUN	MON	TUE	WED	THUR	FRI	SAT
			1 TUL 6:30	2 7:05 NWA	3 7:05 NWA	4 7:05 NWA						1 TUL 6:10	
5 6:05 NWA	6	7 7:05 SAN	8 7:05 SAN	9 7:05 SAN	10 7:05 CC	11 7:05 CC	2 TUL 6:10	3 TUL 12:15	4	5 6 7 8 DIVISION PLAYOFFS			
12 6:05 ARK	13	14 SAN 6:30	15 SAN 6:30	16 SAN 7:10	17 CC 7:10	18 CC 6:10	9	10	11 12 TEXAS LEAGUE CHAMPIONSHIP			13	14 15 TEXAS LEAGUE CHAMPIONSHIP
19 CC 4:10	20	21 7:05 NWA	22 7:05 NWA	23 7:05 NWA	24 7:05 NWA	25 7:05 TUL	16	17	Facebook.com/SpringfieldCardinalsBaseball				
26 7:05 TUL	27 7:05 TUL	28 ARK 6:30	29 ARK 6:30	30 ARK 7:10	31 ARK 7:10		23	24	Instagram.com/Springfield_Cardinals				
							30		Twitter.com/Sgt_Cardinals				

- HOME GAMES
- HOME GAMES w/FIREWORKS
- AWAY GAMES
- PROMOTIONAL GATE GIVEAWAY ITEM
- HILAND DAIRY ICE CREAM SUNDAE
- GREAT SOUTHERN BANK \$1 HOT DOGS
- KLEMENT'S \$1 BRATWURSTS





2017 Texas League Pitcher of the Year Dakota Hudson had one of the best seasons on the mound in Springfield history last season, finishing with an organization single-season record 2.53 ERA and a 9-4 record over 18 starts. Hudson was also named a 2017 Texas League Mid-Season and Post-Season All-Star.

Miscellaneous

2018 SCHEDULE



APRIL							MAY						
SUN	MON	TUE	WED	THUR	FRI	SAT	SUN	MON	TUE	WED	THUR	FRI	SAT
1	2	3	4	5 7:05 MID	6 7:05 MID	7 7:05 MID			1 7:05 NWA	2 11:05 NWA	3 7:05 NWA	4 7:05 NWA	5 TUL 6:10
8 4:00 FRI	9 6:30 FRI	10 6:30 FRI	11	12 7:10 FRI	13 7:10 FRI	14 2:10 FRI	6 2:10 TUL	7 11:10 TUL	8 6:30 TUL	9	10 7:10 ARK	11 7:10 ARK	12 6:10 ARK
15 4:10 FRI	16 11:10 FRI	17 11:10 FRI	18	19 7:10 ARK	20 7:10 ARK	21 6:10 ARK	13 2:10 ARK	14 7:05 TUL	15 7:05 TUL	16 11:05 TUL	17 7:05 TUL	18 NWA 7:10	19 NWA 6:10
22 2:10 ARK	23 6:30 NWA	24 6:30 NWA	25 NWA 11:10	26 NWA 7:10	27 ARK 7:10	28 ARK 4:10	20 NWA 4:10	21 NWA 11:10	22 7:05 CC	23 7:05 CC	24 7:05 CC	25 7:05 SAN	26 7:05 SAN
29 ARK 2:10	30 ARK 11:10						27 5:05 SAN	28	29 6:30 CC	30 6:30 CC	31 7:10 CC		

JUNE							JULY						
SUN	MON	TUE	WED	THUR	FRI	SAT	SUN	MON	TUE	WED	THUR	FRI	SAT
					1 SAN 7:10	2 SAN 6:10	1 7:05 MID	2 7:05 MID	3 7:05 MID	4 FRI TBD	5 FRI 7:10	6 FRI 7:10	7 MID 6:10
3 SAN 6:10	4	5 7:05 NWA	6 7:05 NWA	7 7:05 NWA	8 7:05 NWA	9 TUL 6:10	8 MID 6:10	9 MID 6:30	10	11 7:10 ARK	12 7:10 ARK	13 7:10 ARK	14 6:10 ARK
10 TUL 6:10	11 TUL 11:10	12 TUL 6:30	13 ARK 6:30	14 ARK 7:10	15 ARK 7:10	16 ARK 6:10	15 NWA 6:10	16 NWA 6:30	17 NWA 6:30	18 NWA 6:30	19 7:10 ARK	20 7:10 ARK	21 6:10 ARK
17 7:05 TUL	18 7:05 TUL	19 7:05 TUL	20 7:05 TUL	21 ARK 7:10	22 ARK 7:10	23 ARK 6:10	22 6:10 ARK	23 7:05 TUL	24 7:05 TUL	25 7:10 NWA	26 7:10 NWA	27 7:10 NWA	28 6:10 NWA
24 ARK 6:10	25 All-Star Game at MID	26 ★	27	28 7:00 FRI	29 7:00 FRI	30 7:00 FRI	29 NWA 6:10	30 TUL 6:30	31 TUL 6:30				

AUGUST							SEPTEMBER						
SUN	MON	TUE	WED	THUR	FRI	SAT	SUN	MON	TUE	WED	THUR	FRI	SAT
			1 TUL 6:30	2 7:05 NWA	3 7:05 NWA	4 7:05 NWA							1 TUL 6:10
5 6:05 NWA	6	7 7:05 SAN	8 7:05 SAN	9 7:05 SAN	10 7:05 CC	11 7:05 CC	2 TUL 6:10	3 TUL 12:15	4	DIVISION PLAYOFFS			
12 6:05 ARK	13	14 SAN 6:30	15 SAN 6:30	16 SAN 7:10	17 CC 7:10	18 CC 6:10	9	10	TEXAS LEAGUE CHAMPIONSHIP			14 TEXAS LEAGUE CHAMPIONSHIP	15
19 CC 4:10	20	21 7:05 NWA	22 7:05 NWA	23 7:05 NWA	24 7:05 NWA	25 7:05 TUL	16	17	Facebook.com/SpringfieldCardinalsBaseball				
26 7:05 TUL	27 7:05 TUL	28 ARK 6:30	29 ARK 6:30	30 ARK 7:10	31 ARK 7:10		23	24	Instagram.com/Springfield_Cardinals				
							30		Twitter.com/Sgt_Cardinals				

- HOME GAMES
- HOME GAMES w/FIREWORKS
- AWAY GAMES
- PROMOTIONAL GATE GIVEAWAY ITEM
- HILAND DAIRY ICE CREAM SUNDAE
- GREAT SOUTHERN BANK \$1 HOT DOGS
- KLEMENT'S \$1 BRATWURSTS



HAMMONS FIELD

FACTS, MAPS, ATTENDANCE, ETC.



Quick Facts

Location: Downtown Springfield at 955 E. Trafficway
Seating Capacity: 6,750
Ground Breaking: July 7, 2002
First Event: Southern Illinois vs. Southwest Missouri State, April 2, 2004
First Springfield Cardinals Exhibition Baseball Game: St. Louis Cardinals vs. Springfield Cardinals, April 2, 2005
First Springfield Cardinals Regular Season Game: Tulsa Drillers vs. Springfield Cardinals, April 12, 2005
Surface: Natural Grass

STADIUM DIMENSIONS
Left Field Line: 315
Left Center Field: 365
Center Field: 400
Right Center Field: 365
Right Field Line: 330
Height of Wall: 8 feet

Ground Rules

Dugouts
Both dugouts play the same.

Steps leading to grandstand on both ends of both dugouts.....	In Play
Ball hitting gate located at top of steps and remaining fair.....	In Play
Ball staying on top step or ledge below green railings extending whole length of dugout.....	In Play
Ball completely penetrating green railing and ledge.....	Dead
Initial concrete facing of the dugout.....	In Play
Concrete facing recessed back into dugout.....	Out of Play

Left Field Foul Ball Area

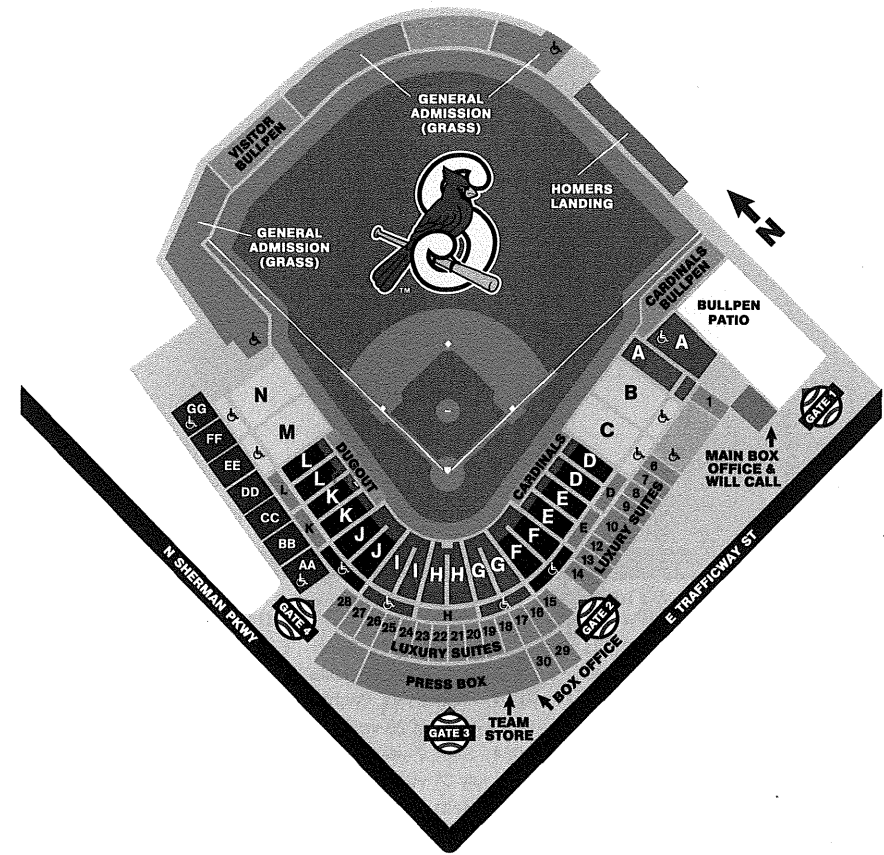
Fly ball landing above padded wall (i.e. chain linked fence).....	Out of Play
Ball resting on wall or pad.....	Dead

Outfield Wall Fair Territory

Fly ball going above yellow line.....	Home Run
Fly ball striking green chain linked fence in outfield fair territory.....	Home Run
Ball bouncing over the yellow line, hitting the green chain linked fence, and then bouncing back in play.....	Two Bases


Tarp
Player may lean on, but not put feet on tarp.

HAMMONS FIELD SEATING CHART



SEATING/PRICING

- **SpringNet® Champions Club**
Sun-Wed-\$48.00 | Thur-Sat \$49.00
- **Expedia® Redbird Roost**
Sun-Wed-\$28.00 | Thur-Sat \$29.00
- **Big Mac Land**
Sun-Wed-\$28.00 | Thur-Sat \$29.00
- **Diamond Boxes**
Sun-Wed-\$16.00 | Thur-Sat \$17.00
- **Dugout Boxes**
Sun-Wed-\$13.00 | Thur-Sat \$14.00
- **Field Boxes**
Sun-Wed-\$10.00 | Thur-Sat \$11.00
- **General Admission**
Sun-Wed-\$7.00 | Thur-Sat \$8.00
- **Ashley HomeStore Dugout Party Decks**
Group Party Areas (Groups of 20-30)
Sun-Wed-\$15.00 Each | Thur-Sat \$16.00 Each



Directions to Hammons Field

From I-44 or US-60:
Exit Highway 65 to Chestnut Expressway. Go West on Chestnut Expwy and proceed to National. Turn left (South) on National. Turn right (West) on Trafficway. Hammons Field is on the right.

Yearly Attendance Figures


Year	Home Openings	Total Home Attendance	Home Average	Single Game High - Home	Road Games	Total Road Attendance	Road Average
2005	70	526,630	7,523	9,720 - Aug. 26 vs. Tulsa	70	299,895	4,284
2006	67	492,372	7,349	10,139 - July 1 vs. Wichita	70	318,940	4,556
2007	65	460,063	7,078	9,561 - July 21 vs. Wichita	69	322,236	5,034
2008	69	461,020	6,681	9,372 - August 29 vs. Tulsa	70	379,695	5,583
2009	69	402,618	5,835	8,084 - Sept. 7 vs. Arkansas	70	344,998	4,929
2010	67	357,336	5,333	8,484 - July 31 vs. NW Arkansas	70	359,651	5,137
2011	66	337,166	5,109	9,554 - Sept. 5 vs. Arkansas	69	355,688	5,155
2012	69	352,674	5,111	10,795 - July 4 vs. Midland	69	365,638	5,299
2013	65	338,345	5,205	11,818 - July 4 vs. Corpus Christi*	70	328,109	4,687
2014	69	354,227	5,134	9,138 - Aug. 29 vs. Arkansas	70	362,179	5,174
2015	68	337,519	4,964	8,385 - Sept. 6 vs. Tulsa	70	347,158	4,959
2016	67	316,990	4,731	9,187 - August 27 vs. Tulsa	70	346,868	4,955
2017	70	331,259	4,801	8,989 - July 16 vs. NW Arkansas	70	324,414	4,634

Top 10 Regular Season Crowds

Attendance	Opponent	Date	Day	W-L
11,818	Corpus Christi	July 4, 2013	Thursday	W
10,795	Midland	July 4, 2012	Wednesday	W
10,139	Wichita	July 1, 2006	Saturday	L
9,799	Tulsa	August 31, 2013	Saturday	L
9,720	Tulsa	August 26, 2005	Friday	W
9,716	Arkansas	July 15, 2013	Monday	L
9,561	Wichita	July 21, 2007	Saturday	W
9,555	Tulsa	July 29, 2006	Saturday	L
9,554	Arkansas	Sept. 5, 2011	Monday	L
9,509	NW Arkansas	August 23, 2013	Friday	L

*Largest crowd at Hammons Field: 11,818 -- Springfield Cardinals vs. Corpus Christi Hooks - July 4, 2013

LOGOS/PATCHES



"Birds on the Bat Logo"
Worn on the front of jerseys as the main logo



"S Logo"
Worn on all hats and helmets



"Sluggerbird Logo"
Worn during all Sunday home games as well as special games throughout the season



"State Logo"
Alternate logo worn as a patch on jersey sleeves



APRIL

SUN	MON	TUE	WED	THUR	FRI	SAT
1	2	3	4	5 7:05 MID	6 7:05 MID	7 7:05 MID
8 4:00 FRI	9 6:30 FRI	10 6:30 FRI	11	12 7:10 FRI	13 7:10 FRI	14 2:10 FRI
15 4:10 FRI	16 11:10 FRI	17 11:10 FRI	18	19 7:10 ARK	20 7:10 ARK	21 6:10 ARK
22 2:10 ARK	23 6:30 NWA	24 6:30 NWA	25 11:10 NWA	26 7:10 NWA	27 7:10 ARK	28 4:10 ARK
29 2:10 ARK	30 11:10 ARK					



MAY

SUN	MON	TUE	WED	THUR	FRI	SAT
		1 7:05 NWA	2 11:05 NWA	3 7:05 NWA	4 7:05 NWA	5 6:10 TUL
6 2:10 TUL	7 11:10 TUL	8 6:30 TUL	9	10 7:10 ARK	11 7:10 ARK	12 6:10 ARK
13 2:10 ARK	14 7:05 TUL	15 7:05 TUL	16 11:05 TUL	17 7:05 TUL	18 7:10 NWA	19 6:10 NWA
20 4:10 NWA	21 11:10 NWA	22 7:05 CC	23 7:05 CC	24 7:05 CC	25 7:05 SAN	26 7:05 SAN
27 5:05 SAN	28	29 6:30 CC	30 6:30 CC	31 7:10 CC		



JUNE

SUN	MON	TUE	WED	THUR	FRI	SAT
					1 7:10 SAN	2 6:10 SAN
3 6:10 SAN	4	5 7:05 NWA	6 7:05 NWA	7 7:05 NWA	8 7:05 NWA	9 6:10 TUL
10 6:10 TUL	11 11:10 TUL	12 6:30 TUL	13 6:30 ARK	14 7:10 ARK	15 7:10 ARK	16 6:10 ARK
17 7:05 TUL	18 7:05 TUL	19 7:05 TUL	20 7:05 TUL	21 7:10 ARK	22 7:10 ARK	23 6:10 ARK
24 6:10 ARK	25 All-Star Game at MID	26	27	28 7:00 FRI	29 7:00 FRI	30 7:00 FRI



JULY

SUN	MON	TUE	WED	THUR	FRI	SAT
1 7:05 MID	2 7:05 MID	3 7:05 MID	4 TBD	5 7:10 FRI	6 7:10 FRI	7 6:10 MID
8 6:10 MID	9 6:30 MID	10	11 7:10 ARK	12 7:10 ARK	13 7:10 ARK	14 6:10 ARK
15 6:10 NWA	16 6:30 NWA	17 6:30 NWA	18 6:30 NWA	19 7:10 ARK	20 7:10 ARK	21 6:10 ARK
22 6:10 ARK	23 7:05 TUL	24 7:05 TUL	25 7:05 TUL	26 7:10 NWA	27 7:10 NWA	28 6:10 NWA
29 6:10 NWA	30 6:30 TUL	31 6:30 TUL				



AUGUST

SUN	MON	TUE	WED	THUR	FRI	SAT
			1 6:30 TUL	2 7:05 NWA	3 7:05 NWA	4 7:05 NWA
5 6:05 NWA	6	7 7:05 SAN	8 7:05 SAN	9 7:05 SAN	10 7:05 CC	11 7:05 CC
12 6:05 ARK	13	14 6:30 SAN	15 6:30 SAN	16 7:10 SAN	17 7:10 CC	18 6:10 CC
19 4:10 CC	20	21 7:05 NWA	22 7:05 NWA	23 7:05 NWA	24 7:05 NWA	25 7:05 TUL
26 7:05 TUL	27 7:05 TUL	28 6:30 ARK	29 6:30 ARK	30 7:10 ARK	31 7:10 ARK	



SEPTEMBER

SUN	MON	TUE	WED	THUR	FRI	SAT
						1 6:10 TUL
2 6:10 TUL	3 12:15 TUL	4	DIVISION PLAYOFFS			
9	10	11	12	13	14	15
		TEXAS LEAGUE CHAMPIONSHIP			TEXAS LEAGUE CHAMPIONSHIP	
16	17	Facebook.com/SpringfieldCardinalsBaseball Instagram.com/Springfield_Cardinals Twitter.com/Sgf_Cardinals				
23	24					
30						

Arkansas Travelers (ARK) Corpus Christi Hooks (CC) Frisco RoughRiders (FRI) Midland RockHounds (MID) NW Arkansas Naturals (NWA) San Antonio Missions (SAM) Tulsa Drillers (TUL)

- HOME GAMES
- HOME GAMES w/FIREWORKS
- AWAY GAMES
- PROMOTIONAL GATE GIVEAWAY ITEM
- HILAND DAIRY ICE CREAM SUNDAE
- GREAT SOUTHERN BANK \$1 HOT DOGS
- KLEMENT'S \$1 BRATWURSTS