



OMAHA STORM CHASERS GAME NOTES

@ ST. PAUL SAINTS

LHP Noah Cameron (2-0, 0.82 ERA) @ RHP Darren McCaughan (0-0, --- ERA)

Sunday, April 13, 2025 | Game #14 | Road Game #8

2:07 p.m. CT First Pitch | CHS Field | St. Paul, Minnesota

Radio: News Talk 1290 KOIL | Video: Bally Sports Live, MiLB.TV

6-7



5-6

Triple-A Affiliate of the Kansas City Royals | 12356 Ballpark Way, Papillion, Nebraska 68046 | (402) 738-5100 | omahastormchasers.com | @OMASstormChasers

UPCOMING SCHEDULE & PROBABLE PITCHERS

UPCOMING GAMES

Monday, April 14	off day (in Omaha)
Tuesday, April 15	NORFOLK
Wednesday, April 16	NORFOLK
Thursday, April 17	NORFOLK

TIME (CT)

12:05 p.m. CT
11:05 a.m. CT
6:35 p.m. CT

PROBABLE PITCHERS

RHP Thomas Hatch (0-0, 2.79 ERA) vs. RHP Kyle Gibson (0-1, 2.70 ERA)
LHP Tyson Guerrero (1-2, 5.91 ERA) vs. RHP Thaddeus Ward (0-1, 3.46 ERA)
RHP Chandler Champlain (0-1, 10.95 ERA) vs. LHP Raul Alcantara (0-1, 4.32 ERA)

THE MATCHUP

(RANKING IN PARENTHESES = INTERNATIONAL LEAGUE RANKING)
(BOLD = TRIPLE-A LEADER) (ITALICS = TRIPLE-A WORST)

237 (12TH) AVG > .269 (2ND)	4.82 (14TH) ERA > 3.33 (5TH)
68 (5TH) < R 48 (17TH)	1.46 (12TH) WHIP > 1.30 (5TH)
100 (10TH) < H 95 (12TH)	.251 (13TH) AVG > .236 (8TH)
15 (2ND) < HR 7 (15TH)	114.0 (8TH) < IP 92.0 (17TH)
65 (3RD) BB > 66 (2ND)	111 (11TH) H > 79 (4TH)
133 (14TH) K > 108 (6TH)	69 (16TH) R > 39 (2ND)
26 (3RD) < SB 9 (16TH)	13 (14TH) HR > 3 (1st)
.343 (8TH) OBP > .384 (1st)	56 (11TH) BB > 41 (1st)
.403 (6TH) < SLG .385 (9TH)	136 (6TH) < K 104 (18TH)
.746 (7TH) OPS > .769 (4TH)	1 (4TH) SHO > 2 (1st)

YESTERDAY'S GAME

	1	2	3	4	5	6	7	8	9	R	H	E	LO
Omaha	0	0	4	1	0	2	0	0	0	7	10	1	5
St. Paul	2	1	0	2	0	0	0	0	0	5	7	0	6

WIN: Austin Cox (1-1) | LOSS: Jarret Whorff (0-1) | SAVE: Evan Sisk (1)

ST. PAUL WEATHER

FIRST PITCH: 6:30
HIGH: 71° | LOW: 43°
PRECIPITATION: 19%
Partly sunny, with a high near 71. SSE wind 5 to 10 mph

AT A GLANCE

STREAKS

Current Streak.....W1
Longest Win Streak.....W3
Longest Loss Streak.....L3

RECENT

Last 5 Games.....2-3
Last 10 Games.....5-5
Last 20 Games.....6-7

SPLIT SEASON

1st Half.....6-7
2nd Half.....0-0

HOME/AWAY

Home Games.....3-3
Away Games.....3-4

TOTAL HOME ROAD

Longest Win Streak W3 W3 W1
Longest Loss Streak L3 L2 L3

Night Games (5 PM OR LATER) 3-5 2-1 1-4
Day Games (BEFORE 5 PM) 3-2 1-2 2-0

March	1-1	---	1-1
April	5-6	3-3	2-3
May	0-0	0-0	0-0
June	0-0	0-0	0-0
July	0-0	0-0	0-0
August	0-0	0-0	0-0
September	0-0	0-0	0-0

vs. Buffalo	0-0	---	0-0
vs. Charlotte	0-0	0-0	---
vs. Columbus	0-0	0-0	0-0
vs. Durham	0-0	0-0	---
vs. Indianapolis	0-0	0-0	0-0
vs. Iowa	1-1	0-0	1-1
vs. Lehigh Valley	0-0	0-0	---
vs. Louisville	3-3	3-3	0-0
vs. Norfolk	0-0	0-0	---
vs. Salt Lake	0-0	---	0-0
vs. St. Paul	2-3	0-0	2-3
vs. Syracuse	0-0	---	0-0
vs. Toledo	0-0	0-0	0-0

on Tuesday	1-1	0-1	1-0
on Wednesday	1-1	1-0	0-1
on Thursday	1-1	1-0	0-1
on Friday	1-2	1-0	0-2
on Saturday	2-1	0-1	2-0
on Sunday	0-1	0-1	0-0

ABS CHALLENGES

TEAM	TOTAL	WON	LOST	RATE
OMAHA	25	9	16	36%
OPPONENTS	21	8	13	38%

ON THIS DAY...

RECORD ON APRIL 13 (SINCE 2000): 12-11, W1
LAST WIN: 4/13/24 vs. GWINNETT, W 13-6
LAST LOSS: 4/13/23 @ IOWA, L 14-1

OMAHA vs. ST. PAUL

All-Time 48-50 (.490)

All-Time in Omaha (Since 2021) 22-20 (.524)

All-Time in St. Paul (Since 2021) 25-30 (.464)

2025 vs. St. Paul 2-3 (.400)
in Omaha 0-0 (---)
in St. Paul 2-3 (.400)

DATE	SITE	RESULT	WIN	LOSS	SAVE
4/8/25	STP	W, 3-0	N. Cameron	Z. Matthews	S. Cruz
4/9/25	STP	L, 3-2	C. Lewis	J. Fernandez	A. Misiewicz
4/10/25	STP	L, 13-4	K. Funderburg	T. Guerrero	-
4/11/25	STP	L, 6-3	A. Speas	T. Clarke	K. Bischoff
4/12/25	STP	W, 7-5	A. Cox	J. Whorff	E. Sisk
4/13/25	STP	2:07 PM CT			
5/27/25	OMA	6:35 PM CT			
5/28/25	OMA	6:35 PM CT			
5/29/25	OMA	6:35 PM CT			
5/30/25	OMA	6:35 PM CT			
5/31/25	OMA	6:05 PM CT			
6/1/25	OMA	5:05 PM CT			
8/12/25	OMA	6:35 PM CT			
8/13/25	OMA	6:35 PM CT			
8/14/25	OMA	6:35 PM CT			
8/15/25	OMA	6:35 PM CT			
8/16/25	OMA	6:05 PM CT			
8/17/25	OMA	5:05 PM CT			

RAISING ROYALTY

6 Omaha players appear on a Top-30 Royals prospects ranking

PLAYER (POSITION)	Pipeline	Baseball America
Noah Cameron (LHP)	Royals No. 5	Royals No. 8
Luinder Avila (RHP)	Royals No. 19	Royals No. 22
Chandler Champlain (RHP)	Royals No. 20	Royals No. 13
Tyson Guerrero (LHP)	Royals No. 24	-
Tyler Gentry (OF)	Royals No. 25	-
Eric Cerantola (RHP)	Royals No. 28	-

TWIN FLAMES

9 Saints players appear on a Top-30 Twins prospects ranking

PLAYER (POSITION)	Pipeline	Baseball America
Emmanuel Rodriguez (OF)	Twins No.2/MLB No.35	Twins No.2/MLB No.19
Luke Keaschall (INF/OF)	Twins No.3/MLB No.58	Twins No.3/MLB No.45
Marco Raya (RHP)	Twins No. 6	Twins No. 8
Andrew Morris (RHP)	Twins No. 9	Twins No. 10
Cory Lewis (RHP)	Twins No. 11	Twins No. 20
Travis Adams (RHP)	Twins No. 22	Twins No. 22
Diego Cartaya (C)	Twins No. 24	Twins No. 21
Zebby Matthews (RHP)	-	Twins No.4/MLB No.70
Jair Camargo (C)	-	Twins No. 23

NOTES AND NUGGETS

SEASON 56

Omaha began the 56th season in franchise history March 28 against the I-Cubs at Principal Park in Des Moines, Iowa ... this is the 14th season in the Storm Chasers era.
✦ Omaha is coming off a 2024 campaign in which they went 89-59 (.601 winning percentage) to finish 1st in the 20-team International League during the regular season, before going on to win the International League Championship Series.

GET TO KNOW THIS FEELIN' THAT'S SO STRONG ... LEAD ON

Outfielder **John Rave** has been Omaha's leadoff hitter since mid-April 2024 and has started 2025 as one of the top leadoff hitters in the Minors.

✦ Rave has hit leadoff in 12 of Omaha's 13 games this year, and he's gotten on base to begin 6 of 12 times, including 5 hits to open the first inning ... both his 5 leadoff hits and 2 leadoff home runs are tied for the most in the Minor Leagues.
✦ He leads the Minor Leagues with 9 hits and 18 total bases when leading off an inning ... he's slashing .474/.524/.947 leading off innings.

SERIES SPEAKING

Last week, Omaha failed to win the series with Louisville, dropping the last two games of the series to the Bats ... they need to win today's game to force a split and avoid a series loss to St. Paul.

✦ In 2024, the Storm Chasers won 15 of 27 regular season series, including 11 separate 6-game series wins ... Omaha had 6 series splits and just 5 series losses.
✦ Omaha's first series loss in 2024 came April 16 to 21 @ Nashville, but the Chasers didn't lose another series until June 18 to 23 vs. Louisville.
✦ Last year against St. Paul, Omaha won a series (May 14-19), split a series (July 23-28) and lost a series (August 27 to September 1).
✦ Since the Chasers and Saints joined the International League in 2021, the two clubs have played 15 separate 6-game series, prior to this week ... St. Paul has claimed 5 of those, twice at CHS Field and 3 times at Werner Park ... Omaha has won 5 series and they've split 5 series ... the difference in the all-time season-series is a 3-game set from September 26, 28, 2022 when St. Paul swept Omaha.

LET'S GET IT ON... BASE

Omaha's 65 walks rank 3rd in the International League and are the 7th-most in Minor League Baseball ... the team's .343 on-base percentage ranks 8th in the IL, despite ranking 12th in batting average.

✦ Infielder **Nick Loftin** has drawn 14 walks, tied for the most in the Minor Leagues ... he has drawn a walk in 11 of 13 games, with multiple walks in 3 games.
✦ Beyond the walks, Loftin has consistently been reaching base for Omaha, he's gotten on at least once in all 13 games this year for the Chasers, tied for the longest active on-base streak in the International League.
✦ Nick's .458 on-base percentage ranks 1st on Omaha and 7th in the International League.

INTERNATIONAL MEN OF AWARDS

Monday, Minor League Baseball announced the Pitcher and Player of the Week honors for the International League (for the week of March 31 to April 6) and Omaha outfielder **Drew Waters** was named the IL Player of the Week, while left-handed pitcher **Tyson Guerrero** was named the IL Pitcher of the Week.

✦ Waters (who was recalled to Kansas City on Wednesday) went 10-for-19 in Omaha's series against Louisville and led the league with a .526 batting average, .609 on-base percentage, 1.053 slugging percentage and 1.662 OPS ... he collected 20 total bases (2 doubles, 1 triple, 2 home runs) and notably, hit for the cycle in the second game of the week, on Wednesday April 2.

✦ Guerrero, Thursday's starting pitcher, threw 5.0 perfect innings in his start for the Storm Chasers on Friday against Louisville, retiring all 15 batters faced with 7 strikeouts ... he was one of 3 International League starting pitchers to throw at least 5.0 innings and not allow a hit, but the only to not allow a baserunner over at least 5.0 innings.

SISKY BUSINESS

This morning, the Kansas City Royals announced Omaha left-hander **Evan Sisk** was recalled to the Major Leagues ... the first appearance with Sisk with the Royals will be his MLB debut.

✦ Since being traded from Minnesota to Kansas City in January 2023, Sisk has exclusively pitched for Omaha, appearing in 122 games for the Storm Chasers ... he's gone 8-6 with 16 saves and a 3.88 ERA (53 ER in 123.0 IP).

✦ In 2024, Sisk ranked 1st in ERA (1.57) and WHIP (1.57), while 2nd in BAA (.166) and K/BB (3.12) among all Triple-A pitchers (minimum 50 appearances).

✦ Between the regular season and postseason, Sisk has not allowed a home run over his last 76.1 innings, a 76-outing stretch dating back to August 31, 2023.

NOAH CAMERON'S SPLITS																			
	2025										CAREER								
SPLIT	IP	H	R	ER	K	BB	HR	ERA	P	IP	H	R	ER	K	BB	HR	ERA	P	
Home	5.0	3	2	1	6	3	1	1.80	77	145.1	126	71	60	175	45	15	3.72	2348	
Away	6.0	2	0	0	5	1	0	0.00	78	161.2	163	78	72	209	46	22	4.01	2601	
Day	5.0	3	2	1	6	3	1	1.80	77	59.1	44	21	17	83	20	5	2.58	958	
Night	6.0	2	0	0	5	1	0	0.00	78	247.2	245	128	115	301	71	32	4.18	3991	
vs Left	3.0	1	-	-	1	1	1	-	45	72.1	65	-	-	88	23	9	-	1182	
vs Right	8.0	4	-	-	10	3	0	-	110	231.2	224	-	-	296	68	28	-	3774	
March	-	-	-	-	-	-	-	-	-	-	-	-	-	-	-	-	-	-	
April	11.0	5	2	1	11	4	1	0.82	155	70.1	58	29	25	88	25	9	3.20	1127	
May	-	-	-	-	-	-	-	-	-	58.0	41	20	18	85	15	5	2.79	886	
June	-	-	-	-	-	-	-	-	-	42.1	45	31	24	50	18	7	5.10	762	
July	-	-	-	-	-	-	-	-	-	44.0	52	21	20	51	8	4	4.09	738	
August	-	-	-	-	-	-	-	-	-	65.0	63	30	27	77	15	7	3.74	990	
September	-	-	-	-	-	-	-	-	-	27.1	30	18	18	33	10	5	5.93	446	
October	-	-	-	-	-	-	-	-	-	-	-	-	-	-	-	-	-	-	

NOAH CAMERON'S ARSENAL (2025)															STATCAST		
PITCH	USAGE	P	S	B	WHIFFS	STRIKE %	WHIFF %	ZONE %	SO	OPS	AVG	HR	VELO	RPM	HORIZBRK		
Four-seam FB	33.5%	52	34	18	4	65.0%	17.4%	63.5%	2	.833	.286	1	92.8	2337	-6.5		
Changeup	30.3%	47	32	15	14	68.0%	48.3%	51.1%	4	.083	.000	0	81.2	1498	-11.8		
Curveball	23.2%	36	19	17	6	53.0%	66.7%	47.2%	5	.000	.000	0	82.3	2287	3.1		
Cutter	10.3%	16	9	7	3	56.0%	37.5%	37.5%	0	.629	.200	0	89.1	2422	1.6		
Slider	2.6%	4	3	1	0	75.0%	0.0%	75.0%	0	.000	.000	0	85.6	2422	2.6		

LAST TIME OUT: 4/8/2025 @ ST. PAUL															STATCAST		
PITCH	USAGE	P	S	B	WHIFFS	STRIKE %	WHIFF %	ZONE %	SO	OPS	AVG	HR	VELO	RPM	HORIZBRK		
Four-seam FB	29.5%	23	17	6	0	74.0%	0.0%	73.9%	1	.500	.250	0	93.9	2323	-6		
Changeup	32.1%	25	18	7	8	72.0%	50.0%	56.0%	1	.143	.000	0	81.8	1497	-12.1		
Curveball	26.9%	21	10	11	3	48.0%	75.0%	42.9%	3	.000	.000	0	83.3	2260	3.9		
Cutter	9.0%	7	4	3	3	57.0%	75.0%	14.3%	0	.000	.000	0	90.6	2417	1.6		
Slider	2.6%	2	1	1	0	50.0%	0.0%	50.0%	0	.000	.000	0	86.6	2410	3.4		

ARSENAL vs. RIGHT, 2025															STATCAST		
PITCH	USAGE	P	S	B	WHIFFS	STRIKE %	WHIFF %	ZONE %	SO	OPS	AVG	HR	VELO	RPM	HORIZBRK		
Four-seam FB	25.5%	28	18	10	1	64.0%	8.3%	64.3%	1	.733	.333	0	92.8	2317	-6.9		
Changeup	38.2%	42	28	14	13	67.0%	52.0%	45.2%	4	.000	.000	0	81.3	1498	-11.8		
Curveball	21.8%	24	11	13	5	46.0%	100.0%	41.7%	5	.000	.000	0	82.2	2285	2.7		
Cutter	14.5%	16	9	7	3	56.0%	37.5%	37.5%	0	.629	.200	0	89.1	2422	1.6		

ARSENAL vs. LEFT, 2025															STATCAST		
PITCH	USAGE	P	S	B	WHIFFS	STRIKE %	WHIFF %	ZONE %	SO	OPS	AVG	HR	VELO	RPM	HORIZBRK		
Four-seam FB	53.3%	24	16	8	3	67.0%	27.3%	62.5%	1	1.000	.200	1	92.8	2361	-6		
Changeup	11.1%	5	4	1	1	80.0%	25.0%	100.0%	0	.250	.000	0	80.4	1494	-12		
Curveball	26.7%	12	8	4	1	67.0%	25.0%	58.3%	0	.000	.000	0	82.5	2290	3.8		
Slider	8.9%	4	3	1	0	75.0%	0.0%	75.0%	0	.000	.000	0	85.6	2422	2.6		

SAINTS HITTERS vs. NOAH CAMERON (CAREER)																	
PLAYER	G	AB	H	HR	RBI	2B	3B	SO	BB	IBB	AVG	OBP	SLG				
Armando Alvarez	1	2	0	0	0	0	0	2	0	0	.000	.000	.000				
Jair Camargo	1	3	1	0	0	0	0	2	0	0	.333	.333	.333				
Diego Cartaya	1	2	0	0	0	0	0	1	0	0	.000	.000	.000				
Ryan Fitzgerald	1	2	0	0	0	0	0	0	0	0	.000	.000	.000				
Mike Ford	1	1	0	0	0	0	0	0	1	0	.000	.500	.000				
Luke Keaschall	1	3	0	0	0	0	0	1	0	0	.000	.000	.000				
Carson McCusker	1	3	0	0	0	0	0	3	0	0	.000	.000	.000				
Emmanuel Rodriguez	1	2	0	0	0	0	0	0	0	0	.000	.000	.000				
Yunior Severino	2	5	1	0	0	0	0	2	0	0	.200	.200	.200				
Patrick Winkel	1	2	1	1	1	0	0	0	0	0	.500	.500	2.000				

NOAH CAMERON SCOUTING REPORT																	
MLB Pipeline															Baseball America		
Scouting grades: Fastball: 50 Curveball: 55 Changeup: 60 Cutter: 50 Control: 55 Overall: 50															Scouting Grades: Fastball: 50 Curveball: 55 Changeup: 60 Cutter: 50 Control: 55		
Somewhat of a local product from nearby St. Joseph, Mo., Cameron was selected by his favorite team in the seventh round of the 2021 Draft out of Central Arkansas. He had undergone Tommy John surgery that year, so his pro debut was delayed until 2022. The lefty has had a steady progression through the Minors since, and 2024 was his best year yet, when he put together a 3.08 ERA across 25 starts (128 2/3 innings) between Double-A and Triple-A. His run in Triple-A nearly had him in the big leagues by year's end, with a 2.32 ERA in nine starts, a 1.01 WHIP and 62 strikeouts to just 11 walks in 54 1/3 innings.															Track Record: Cameron continues to defy projections that say he doesn't have enough power on his fastball to consistently retire more advanced hitters. He has maintained his advance through the Royals' system without hitting that imaginary wall. The Missouri native, who missed his junior season at Central Arkansas to Tommy John surgery, has performed consistently well at every level since first getting into minor league games in 2022, one year after being drafted in the seventh round. His nine starts at Triple-A Omaha to end 2024 represents the best run of his career, with a 2.32 ERA and 62 strikeouts to just 11 walks in 54.1 innings.		
What stands out about Cameron is his command. He's a strikethrower, and he doesn't walk batters: He had just a 6.7% walk rate in the Minors in '24. There was an uptick in his fastball, averaging 92 mph but with flashes of the mid-to-upper 90s. Although it can be susceptible to hard contact at times, it also grades better because of its command and how well it plays with his other pitches. Cameron's bread and butter pitch is his plus changeup, a low-80s offering that tumbles and misses a ton of bats. He mixes in a plus upper-70s curveball that has a tight break and tunnels well with his fastball. He also brought back an upper-80s cutter, an effective pitch that helps his fastball play better by adding another dimension for the hitter to think about. Cameron is beginning to tinker with a slider too, potentially giving him a fourth pitch. With a clean over-the-top delivery, Cameron understands how to use his pitches -- and how they play off each other -- to keep hitters off balance.															Scouting Report: A finesse lefthander with a sneaky four-seam fastball averaging 92 mph, Cameron excels because of the deceptive life on the pitch and its good vertical carry, helping to compensate for lower velocity. He added an extra tick of zip in 2024 and now touches 96 mph, and he may still have more in the tank. Cameron's best secondary pitch is a plus low-80s changeup with good vertical separation off his fastball. It's a deceptive pitch with big tumble, depth and command. Cameron has good feel for an above-average 78-83 mph curveball with 11-to-5 shape and tight break that he throws for strikes and tunnels well with the fastball. His fourth pitch is an 88-91 mph cutter with average horizontal movement. Cameron gets swings and misses from both his changeup and curve, and he's a savvy hurler who mixes his pitches well. His arm action and repeatable over-the-top delivery work well.		
Cameron's mix, in addition to his command and makeup give him a starter's projection, and now he's on the cusp of Kansas City as one. The Royals added him to the 40-man roster last November and see him as a future part of their rotation. Cameron will likely return to Triple-A aiming for more sustained success with his debut coming at some point this year.															The Future: Cameron's next big test will be to see if he can repeat the success he had in Triple-A, leading to a determination on if he's got enough stuff to face big league hitters. The Royals added him to the 40-man roster in November, and he could make his MLB debut in 2025.		



#52 NOAH CAMERON

BATS LEFT THROWS LEFT HEIGHT 6'3" WEIGHT 235

FULL NAME Noah Cameron

BORN July 17, 1999 in St. Joseph, Missouri (Age 25)

DRAFTED Round 7 - 2021 (199th Overall, Kansas City Royals)

COLLEGE University of Central Arkansas (Conway, Arkansas)

HIGH SCHOOL Central High School (St. Joseph, Missouri)

SEASON WITH STORM CHASERS 2ND Season

MLB SERVICE TIME (ENTERING 2025) 0.000

TODAY'S START

- ✓ Cameron is making his **3rd start with Omaha** this season ... made Omaha's 2025 Breaking Roster, after ending the 2024 season in Triple-A with the Storm Chasers ... was added to Kansas City's 40-Man roster this offseason.
- ✓ Playing his 4th professional season this year, all have come in the Royals organization.
- ✓ Since making his professional debut in 2022, Cameron leads Royals Minor League pitchers in strikeouts (391) and starts (70) ... among 22 Royals Minor League arms that have thrown at least 200.0 innings since 2022, he ranks 1st in K/9 (11.25), K% (29.8%) and K-BB% (22.8%) ... he has the highest line drive rate too (25.0%).
- ✓ **Ranked by MLB Pipeline as the No. 5 Royals prospect.**
- ✓ **Ranked by Baseball America as the No. 8 Royals prospect.**

ARSENAL

4-SEAM: 33.5%•92.8MPH | CHANGEUP: 30.3%•81.2MPH | CURVEBALL: 23.2%•82.3MPH | CUTTER: 10.3%•89.1MPH | SLIDER: 2.6%•85.6MPH

LAST OUTING: TUESDAY, APRIL 8 @ ST. PAUL

Threw his first quality start of the year, tossing 6.0 scoreless innings as part of a combined shutout ... stretched his scoreless streak to 10.0 innings, dating back to his first start ... threw 1-2-3 innings in the 1st, 4th, 5th and 6th, retiring his final 10 hitters of the game to earn his second win in as many starts.

2025 HIGHLIGHTS

- ✓ Made 4 Cactus League appearances (1 start) for the Royals in Major League Spring Training ... allowed 4 earned runs over 10.0 innings (3.60 ERA), with 11 hits, 1 walk and 7 strikeouts ... optioned to Triple-A on March 10.
- ✓ Started the Royals' Spring Breakout game, on March 14 @ Arizona ... in 3.0 innings, allowed 2 runs on 6 hits and 3 walks, with 4 strikeouts ... allowed 2 runs in the 1st, threw scoreless 2nd and 3rd innings, but took the loss.
- ✓ In his first start of the season, on April 2 vs. Louisville, retired 12 of his final 14 hitters.

CAREER NOTES

2024

- ✓ Started 26 games between Omaha and Northwest Arkansas (AA), including 1 postseason start for Omaha ... opened the year at Double-A and made 17 starts for the Naturals before being promoted to Triple-A July 28, ending the season in Omaha.
- ✓ Led Royals minor league pitchers with 149 strikeouts and had the 3rd-best ERA (3.08) ... ranked 2nd in innings (128.2) and tied 2nd in starts (25) ... 5th among qualified arms in the system in WHIP (1.21) and 6th in opponents' average (.243).
- ✓ Threw 9 quality starts: 2 for NW Arkansas (AA) and 7 with Omaha (AAA) ... 6 of 7 quality starts with Omaha came in his first 6 at the Triple-A level (July 31 to August 31) ... over those 6 starts, went 2-1 with a 1.64 ERA (7 ER in 38.1 IP).
- ✓ In Triple-A debut July 31 @ Rochester (WSH), pitched into the 7th inning with 1 run, 0 walks and 10 strikeouts.
- ✓ Compiled a streak of 29.1 inning without issuing a walk, between July 11 (3rd inning) and August 13 (3rd inning) ... streak spanned parts of 6 starts (last 3 in AA and first 3 in AAA).
- ✓ Named International League Pitcher of the Month for August, going 2-1 with a 1.71 ERA (6 ER in 31.2 IP) and 36 strikeouts in 5 starts (all quality starts), in his first full month in Triple-A.

2023

- ✓ Split the season between Quad Cities (A+) and NW Arkansas (AA) and combined to go 5-12 over 24 starts between the two levels, with a 5.28 ERA (63 ER in 107.1 IP).
- ✓ Ranked 3rd among Royals Minor League pitchers in strikeouts and tied 4th in starts ... among those in the system with at least 100.0 innings, ranked 1st in K/9 (11.07) and K/BB (3.77).
- ✓ In High-A, walked just 9 to 58 strikeouts (6.44 K/BB), but after being promoted to Double-A on May 19, walked 26 compared to 74 strikeouts (2.85 K/BB) with NWA.
- ✓ In his Double-A debut on May 24 at Tulsa (LAD), threw a career-high 7.0 shutout innings with 3 hits and 6 strikeouts ... lost his next seven starts, between May 30 and July 20.

2022

- ✓ Made his professional debut and largely split the season between Columbia (A) and Quad Cities (A+), with a rehab stint with the ACL Royals (R) as well ... between the three levels, combined to go 2-3 across 19 starts, with a 3.56 ERA (26 ER in 65.2 IP) with 16 walks to 99 strikeouts (6.19 K/BB).
- ✓ Named a Royals MiLB.com Organization All-Star as a left-handed starting pitcher ... among Royals Minor League pitchers with at least 60.0 innings, ranked 1st in K/9 (13.57), K/BB and K% (36.7%).
- ✓ In High-A debut on May 22 @ Dayton (CIN), set a career-high with 12 strikeouts over 4.0 innings, around 3 hits.

2021

- ✓ Did not pitch professionally in the months after being drafted by the Royals (or during the college season), after undergoing Tommy John surgery in August 2020.

COLLEGE (UNIVERSITY OF CENTRAL ARKANSAS, 2019-2021)

- ✓ Pitched two seasons at Central Arkansas, combined for a 2.86 ERA (39 ER in 122.2 IP) with 122 strikeouts in 18 starts for the Bears (Southland Conference) ... named a Freshman All-American by Collegiate Baseball in 2019.
- ✓ Made 3 starts for the Northwoods League's Willmar Stingers during the summer of 2020 then underwent Tommy John surgery in August 2020, keeping him out of action in 2021 ... teammates in Willmar with Brooks Lee.

MISCELLANEOUS

- ✓ 2018: Graduated from Central High School where he was a three-time First-Team All-Conference pitcher and first baseman ... a four-sport athlete: a punter in football, goalie in soccer and shooting forward in basketball.
- ✓ Grew up a Kansas City Royals fan, just an hour north of Kauffman Stadium in St. Joseph, Missouri and would attend two or three games a year at the "K."

SEASON & CAREER HIGHS

2025 SEASON			PRO CAREER		
4/8/2025 @ St. Paul (MIN)	6.0	INNINGS PITCHED	7.0 (2x)	Last: 8/31/2024 vs. St. Paul (MIN)	
4/2/2025 vs. Louisville (CIN)	3	HITS	10 (3x)	Last: 7/4/2024 @ Springfield (STL)	
4/2/2025 vs. Louisville (CIN)	2	RUNS	7	5/9/2023 vs. Cedar Rapids (MIN)	
4/2/2025 vs. Louisville (CIN)	1	EARNED RUNS	7	5/9/2023 vs. Cedar Rapids (MIN)	
4/2/2025 vs. Louisville (CIN)	1	HOME RUNS	3 (3x)	Last: 9/6/2024 @ Memphis (STL)	
4/2/2025 vs. Louisville (CIN)	3	WALKS	4 (4x)	Last: 8/24/2024 @ Buffalo (TOR)	
4/2/2025 vs. Louisville (CIN)	6	STRIKEOUTS	12	5/22/2022 @ Dayton (CIN)	
Last: 4/8/2025 @ St. Paul (MIN)	21 (2x)	BATTERS FACED	27	7/31/2024 @ Rochester (WAS)	
4/8/2025 @ St. Paul (MIN)	78	PITCHES THROWN	100	9/24/2024 vs. Columbus (CLE)	
4/2/25 (2 nd Inn.) to 4/8/25 (6 th Inn.)	10.0 IP	SCORELESS STREAK	15.0 IP	5/16/23 (1 st Inn.) to 5/30/23 (2 nd Inn.)	

2025 RUN SUPPORT (OMAHA 2-0 IN CAMERON STARTS)

RUNS SCORED	0	1	2	3	4	5	6	7	8	9	10+
GAMES			1								1
PLAYER W-L			1-0								1-0
Team W-L			1-0								1-0

2025 GAME-BY-GAME

DATE	TEAM	GS	OPPONENT	RESULT	LEFT GAME	DEC	IP	H	R	ER	HR	BB	SO	BF	NP-S
4/2	OMA	✓	vs. Louisville	W, 12-6	End 5th, winning 11-2	W	5.0	3	2	1	1	0	3	6	21 77 - 47
4/8	OMA	✓	@ St. Paul (Q)	W, 3-0	Middle 7th, winning 2-0	W	6.0	2	0	0	0	0	1	5	21 78 - 50

(Q) Indicates Quality Start

2025 BATTED BALL STATISTICS (TRIPLE-A)

BABIP	GB/FB	LD%	GB%	FB%	IFFB%	HR/FB	Pull%	Cent%	Oppo%	SwStr%
.154	5.33	26.9%	61.5%	11.5%	33.3%	33.3%	50.0%	15.4%	34.6%	15.5%

VS. TWINS AFFILIATES IN CAREER (10 STARTS)

	W	L	G	GS	IP	H	R	ER	HR	BB	SO	ERA	AVG	WHIP
2025 vs. St. Paul	1	0	1	1	6.0	2	0	0	0	1	5	0.00	.100	0.50
CAREER vs. St. Paul (AAA)	2	0	2	2	13.0	7	1	1	1	1	15	0.69	.152	0.62
CAREER vs. Wichita (AA)	1	2	5	5	20.1	21	18	13	5	12	21	5.75	.259	1.62
CAREER vs. Cedar Rapids (A+)	1	1	2	2	9.1	12	7	7	2	1	13	6.75	.300	1.39
CAREER vs. Fort Myers (A)	-	-	-	-	-	-	-	-	-	-	-	-	-	-
CAREER vs. Twins Affiliates	5	3	10	10	48.2	42	26	21	8	15	54	3.88	.156	1.17

CAREER PITCHING

SEASON	TEAM	W	L	ERA	G	GS	CG	SHO	SV	SVO	IP	H	R	ER	HR	HB	BB	IBB	SO	WHIP	AVG	AB	WP	BK	GIDP	TBF	NP-S
2021																											
2022	ACL Royals (R)	0	1	3.18	3	3	0	0	0	0	5.2	9	2	2	1	0	0	0	7	1.59	.346	26	1	0	0	26	47 - 42
	Columbia Fireflies (A)	0	1	3.72	7	7	0	0	0	0	29.0	22	14	12	3	0	9	0	39	1.07	.208	106	2	0	0	116	456 - 287
	Quad Cities River Bandits (A+)	2	1	3.48	9	9	0	0	0	0	31.0	27	15	12	2	2	7	0	53	1.10	.229	118	4	1	2	128	534 - 337
2023	Quad Cities River Bandits (A+)	2	2	3.60	7	7	0	0	0	0	35.0	28	15	14	5	3	9	0	58	1.06	.215	130	2	1	1	142	589 - 385
	NW Arkansas Naturals (AA)	3	10	6.10	17	17	0	0	0	0	72.1	87	52	49	14	4	26	0	74	1.56	.297	293	5	0	9	324	1269 - 783
2024	NW Arkansas Naturals (AA)	4	4	3.63	16	16	0	0	0	0	74.1	76	37	30	6	2	25	0	87	1.36	.259	294	4	0	1	322	1201 - 780
	Omaha Storm Chasers (AAA)	3	2	2.32	9	9	0	0	0	0	54.1	44	14	14	6	1	11	0	62	1.01	.220	200	1	1	3	214	745 - 514
2025	Omaha Storm Chasers (AAA)	2	0	0.82	2	2	0	0	0	0	11.0	5	2	1	1	0	4	0	11	0.82	.135	37	0	0	1	42	155 - 97
MINOR LEAGUE TOTALS (4 Seasons)		16	21	3.86	70	70	0	0	0	0	312.2	298	151	134	38	12	91	0	391	1.24	.248	1204	19	3	17	1314	4996 - 3225

PLAYER

QUICK NOTES

CAREER HIGHS (RELIEF)

62 JONATHAN BOWLAN

RHP • R/R • 235 lbs • Born: 3/28/1997 (Age 28)
2018 MLB Draft – Round 2/58th (Memphis)
Born/Resides: Arlington, Tennessee

2025: Appeared in 7 Cactus League games with Kansas City, pitching to a 5.40 ERA (5 ER in 8.1 IP), with 9 strikeouts ... optioned to Omaha on March 16.

- Playing his 7th professional season this year, all in the Royals organization, with parts of the last 2 years in Omaha ... has pitched 3 MLB games for Kansas City between 2023 and 2024.
- Appeared in 1 game for Kansas City across 2 stints in 2024 ... spent most of the year with Omaha, going 12-4 in 35 appearances (16 starts) at Triple-A, finished 2nd in the Royals minor league system in wins behind Ethan Bosacker (13).
- Underwent Tommy John Surgery in June 2021 and made his return in June 2022, pitching his way up to NW Arkansas (AA) that year.

4SFB (94.9), SL (84.9), SNK (95.1), CH (87.7), CB (81.0)

CONSECUTIVE BATTERS RETIRED: 0

SCORELESS STREAK: 2.1 IP (4/10 to 4/12)

IP 6.0 8/25/2019 vs. Down East

K 7 7/2/2023 vs. Iowa

BB 4 7/2/2023 vs. Iowa

H 7 6/15/2023 vs. Frisco

ER 4 6/15/2023 vs. Frisco

NP 94 (2x) Last: 7/2/2023 vs. Iowa

IP 4.0 (5x) Last: 5/10/24 vs. Springfield

K 10 4/26/24 @ Tulsa

BB 4 (3x) Last: 5/10/24 vs. Springfield

H 5 8/19/23 vs. Beloit

ER 3 (2x) Last: 4/30/23 @ Lansing

NP 83 5/10/24 vs. Springfield

63 ERIC CERANTOLA

RHP • R/R • 6'5" • 225 lbs • Born: 5/2/2000 (Age 24)
2021 MLB Draft – Round 5 (Mississippi State)
Born: Montreal, Quebec • Resides: Oakville, Ontario

2025: Appeared in 2 Cactus League games with Kansas City, pitching to a 0.00 ERA (0 ER in 2.0 IP), with 1 strikeout ... optioned to Omaha on March 10, opened the year on Omaha's IL ... activated from the IL on April 8.

- Playing his 5th professional season this year, all in the Royals organization, added to Kansas City's 40-Man Roster in November 2024.
- Between NW Arkansas (AA) and Omaha in 2024, had 101 strikeouts in 72.2 innings ... one of six minor leaguers to pitch fewer than 75.0 innings while striking out at least 100 batters ... worked 14.0 scoreless innings between May 3 and 16.
- Selected in the 8th round of the 2016 Ontario Hockey League draft but chose to pursue baseball, playing collegiately at Mississippi State.

SL (85.4), 4SFB (93.5), CH (85.7)

CONSECUTIVE BATTERS RETIRED: 1 (4/10)

SCORELESS STREAK: 0.1 IP (4/10)

IP 5.0 9/16/20 @ LOS ANGELES (AL)

K 4 (3x) Last: 6/12/21 vs. LOS ANGELES (AL)

BB 3 8/19/20 @ OAKLAND

H 6 9/16/20 @ LOS ANGELES (AL)

ER 5 7/3/23 @ MINNESOTA

NP 72 9/16/20 @ LOS ANGELES (AL)

45 TAYLOR CLARKE

RHP • R/R • 6'4" • 220 lbs • Born: 5/13/1993 (Age 31)
Minor League Free Agent – 12/12/2024
Drafted by Arizona – 2015, Round 3 (College of Charleston)
Born: Ashburn, Virginia • Resides: Phoenix, Arizona

2025: As a non-roster invite, appeared in 9 Cactus League games with Kansas City, pitching to a 2.00 ERA (2 ER in 9.0 IP) with 6 strikeouts.

- Playing his 11th professional season this year ... Royals are his 3rd organization, has previously spent time with the Diamondbacks, Royals and Brewers ... pitched 183 MLB games between 2019 and 2023 for Arizona and Kansas City.
- Traded from Kansas City to Milwaukee in December 2023, opened 2024 on the Brewers' 15-day Injured List (right knee inflammation) ... reinstated May 15 and optioned to Nashville (AAA), where he spent the rest of the season ... 15 of 22 appearances in AAA were starts.
- Appeared in 105 games for the Royals between 2022 and 2023, recording 6 saves and 113 strikeouts in 108.0 innings of work.

SNK (94.8), SL (87.3), CH (88.2), 4SFB (94.9), SWP (85.5)

CONSECUTIVE BATTERS RETIRED: 2 (4/11)

SCORELESS STREAK: 0.2 IP (4/11)

IP 7.0 9/22/22 vs. Iowa

K 9 9/22/22 vs. Iowa

BB 3 7/10/22 vs. Toledo

H 7 5/9/23 @ Scranton/WB

ER 5 9/26/21 vs. Indianapolis

NP 100 9/22/22 vs. Iowa

54 AUSTIN COX

LHP • L/L • 6'4" • 235 lbs • Born: 3/28/1997 (Age 28)
Minor League Free Agent – 1/3/2025
Drafted by Kansas City – 2018, Round 5 (Mercer)
Born: Macon, GA • Resides: Kansas City, MO

2025: As a non-roster invite, appeared in 6 Cactus League games with Kansas City, going 3-0 with a 4.70 ERA (4 ER in 7.2 IP) and 8 strikeouts.

- Playing his 7th professional season this year, all in the Royals organization, with parts of the last 4 years in Omaha.
- Between NW Arkansas (AA) and Omaha in 2024, combined to go 3-1 with a 3.86 ERA (26 ER in 60.2 IP) and 65 strikeouts in 42 games (5 starts), with 38 of them coming for the Storm Chasers.
- In 2023, appeared in 24 games for the Royals with a 4.54 ERA (18 ER in 35.2 IP) and 33 strikeouts ... has not appeared in the Majors since after suffering a torn ACL and damaged MCL in his left knee on Sept. 8, 2023 after trying to cover first base in a game in Toronto ... began his MLB career by retiring 35 of the first 39 batters he faced across 6 relief outings, allowing only 4 walks.

4SFB (92.5), CUT (86.2), CH (82.1), CB (79.0), SPL (80.3)

CONSECUTIVE BATTERS RETIRED: 5 (4/12)

SCORELESS STREAK: 1.2 IP (4/12)

IP 7.0 8/15/16 vs. Charlotte

K 5 (4x) Last: 6/25/19 vs. Nashville

BB 4 (5x) Last: 7/14/23 vs. Toledo

H 7 (2x) Last: 7/17/16 vs. Brevard County

ER 6 8/28/20 vs. CLEVELAND

NP 87 8/15/16 vs. Charlotte

40 JUNIOR FERNANDEZ

RHP • R/R • 6'3" • 230 lbs • Born: 3/2/1997 (Age 28)
Minor League Free Agent – 12/20/2024
Originally signed by St. Louis – 7/3/2014
Born: Santo Domingo Centro, DR • Resides: Port St. Lucie, FL

2025: As a non-roster invite, appeared in 6 Cactus League games with Kansas City, pitching to a 9.00 ERA (4 ER in 4.0 IP) with 6 strikeouts.

- Playing his 12th professional season this year ... Royals are his 5th MLB organization, has previously spent time with the Cardinals, Pirates, Blue Jays, Nationals and in Japan ... pitched 50 MLB games between 2019 and 2022 for STL and PIT.
- Gad a brief stint with the Chiba Lotte Marines of Japan in 2024 ... only logged 2 scoreless appearances (3 H, 3 K, 0 BB) for the Marines before suffering a season-ending injury to his right shoulder.
- Pitched for four levels of the Cardinals organization in 2019, beginning the year in High-A and making stops in both Double-A and Triple-A, culminating in his Major League debut on August 11 vs. Pittsburgh.

CH (88.7), 4SFB (97.4), SL (85.9), SNK (97.5)

CONSECUTIVE BATTERS RETIRED: 7 (4/9 to 4/11)

SCORELESS STREAK: 2.1 IP (4/9 to 4/11)

IP 4.0 6/18/23 vs. Frisco

K 4 9/19/24 @ Louisville

BB 3 8/13/24 vs. Louisville

H 8 6/18/23 vs. Frisco

ER 5 (2x) Last: 8/13/24 vs. Louisville

NP 77 6/18/23 vs. Frisco

57 ANDREW HOFFMANN

RHP • R/R • 6'5" • 210 lbs • Born: 2/2/2000 (Age 25)
Traded from Atlanta – 7/11/2022
Drafted by Atlanta – 2021, Round 12 (Illinois)
Born: Joliet, IL • Resides: Plainfield, IL

2025: As a non-roster invite, appeared in 6 Cactus League games with Kansas City, pitching to a 5.87 ERA (5 ER in 7.2 IP) with 12 strikeouts to just 1 walk.

- Playing his 5th professional season this year ... Royals are his 2nd organization after being drafted by the Braves.
- Spent most of 2024 with Omaha (25 games, 11 starts), also appeared in 1 start for NW Arkansas (AA) and 3 rehab games for the ACL Royals ... made 5 starts for Omaha from March 31-April 16 before being placed on the IL, and returned to Omaha on June 6.
- Struck out 133 batters across 125.1 innings pitched between Northwest Arkansas (87.1 IP) and Omaha (38.0) in 2023.
- Was acquired by Kansas City with OF Drew Waters and IF CJ Alexander for the No. 35 pick in the 2022 Draft (RHP J.R. Ritchie).

CH (87.1), 4SFB (95.1), SL (84.4), SNK (89.7)

CONSECUTIVE BATTERS RETIRED: 0

SCORELESS STREAK: 2.2 IP (4/6 to 4/12)

IP 4.2 (2x) Last: 6/11/23 vs. Fort Wayne

K 6 (3x) Last: 6/11/23 vs. Fort Wayne

BB 2 (11x) Last: 7/12/24 @ Frisco

H 9 7/30/19 vs. AZL D-backs

ER 5 7/30/19 vs. AZL D-backs

NP 90 7/30/19 vs. AZL D-backs

47 CRUZ NORIEGA

RHP • R/R • 6'1" • 175 lbs • Born: 10/1/1997 (Age 27)
International League Free Agent – 1/30/2018
Born: Porlamar, Venezuela • Resides: Bolivar, Venezuela

2025: In his first MLB spring training, appeared in 3 Cactus League games with Kansas City, pitching to a 0.00 ERA (0 ER in 4.0 IP) with 4 strikeouts ... made his Triple-A debut on April 1 vs. LOU but allowed 4 batters to reach without getting an out.

- Playing his 6th professional season this year, all have come in the Royals organization ... has not yet made his Triple-A debut.
- Spent all of 2024 with NW Arkansas (AA), appearing in a career-best 32 games (9 starts), going 7-4 with a 6.01 ERA (51 ER in 76.1 IP) ... as a reliever, worked a 3.86 ERA (19 ER in 44.1 IP) ... as a starter, pitched to a 9.00 ERA (32 ER in 32.0 IP) ... last 8 outings were starts.
- Named Kansas City's *Carlos Fortuna Award* recipient in 2023, recognized for his commitment to improving his English speaking abilities both on and off the field ... spent all year with Quad Cities (A+) and went 3-3 with a 3.12 ERA (23 ER in 66.1 IP) over 20 games.

CH (85.8), 4SFB (94.3), SNK (93.4), SL (84.1), CB (78.0)

CONSECUTIVE BATTERS RETIRED: 1 (4/10)

SCORELESS STREAK: 0.0 IP

NP 4.2 4/8/22 @ South Bend

K 8 9/7/21 @ Augusta

BB 4 6/8/23 vs. Fort Wayne

H 7 4/20/22 @ Wisconsin

ER 5 (2x) Last: 9/18/24 @ Louisville

NP 75 4/20/22 @ Wisconsin

43 ANTHONY SIMONELLI

RHP • R/R • 6'2" • 200 lbs • Born: 12/23/1998 (Age 26)
2021 MLB Draft – Round 16 (Virginia Tech)
Born: Winchester, VA • Resides: Blacksburg, VA

2025: As a non-roster invite (first MLB spring training), appeared in 5 Cactus League games with Kansas City, pitching to a 7.36 ERA (3 ER in 3.2 IP) with 5 strikeouts.

- Playing his 5th professional season this year, all have come in the Royals organization.
- Split 2024 between 43 relief appearances for NW Arkansas (AA) and 10 games (1 opener start) with Omaha, combined for a 2.93 ERA (24 ER in 73.2 IP) with a career-high 87 strikeouts ... also threw 8.0 innings without allowing an earned run in the Arizona Fall League.
- Since the start of the 2022 season, he ranks 4th among Royals Minor League pitchers in appearances.

4SFB (91.5), CUT (87.5), CH (86.6), SWP (83.7)

CONSECUTIVE BATTERS RETIRED: 2 (4/12)

SCORELESS STREAK: 3.2 IP (4/1 to 4/12)

IP 3.0 7/12/24 @ Frisco

K 5 (3x) Last: 4/20/24 vs. Midland

BB 4 (4x) Last: 5/9/23 @ Arkansas

H 4 (7x) Last: 6/1/24 @ Tulsa

ER 5 4/29/22 @ Somerset

NP 45 7/5/23 vs. Arkansas

58 JACOB WALLACE

RHP • R/R • 6'1" • 190 lbs • Born: 8/13/1998 (Age 26)
Traded from Boston – 12/16/2022
Drafted by Colorado – 2019, Round 3 (Connecticut)
Born: Lawrence, MA • Resides: Methuen, MA

2025: Appeared in 4 Cactus League games with Kansas City, pitching to a 0.00 ERA (0 ER in 3.0 IP) with 3 strikeouts.

- Playing his 6th professional season this year ... Royals are his 3rd organization, previously in the Rockies and Red Sox systems ... has spent most of the last three years in Double-A, made his Triple-A debut with Omaha to begin 2024.
- Opened 2024 with Omaha and appeared in 3 games out of the bullpen for the Storm Chasers, earned wins in his first 2 career Triple-A appearances ... transferred to NW Arkansas (AA) on April 9 and finished the year in Double-A, his 2nd season with the Nationals ... combined to go 5-4 with a 4.10 ERA (29 ER in 63.2 IP) with 86 strikeouts (2.16 K/9).
- Drafted by Colorado, traded to Boston for OF Kevin Pillar in 2020, then traded to Kansas City for RHP Wyatt Mills in 2022.

4SFB (94.1), CUT (88.5), SL (83.8), CB (82.5)

CONSECUTIVE BATTERS RETIRED: 1 (4/4)

SCORELESS STREAK: 0.1 IP (4/4)

STORM CHASERS BULLPEN USAGE (PITCH COUNT, LAST THREE WEEKS)

DAY OF WEEK DATE	FRI 3/28	SAT 3/29	SUN 3/30	MON 3/31	TUE 4/1	WED 4/2	THU 4/3	FRI 4/4	SAT 4/5	SUN 4/6	MON 4/7	TUE 4/8	WED 4/9	THU 4/10	FRI 4/11	SAT 4/12	SUN 4/13
62 Bowlan, Jonathan		23				27				35				28		27	
63 Cerantola, Eric														33			
45 Clarke, Taylor		13					14					25			35		
54 Cox, Austin		8				26		9		20				27		21	
40 Fernández, Junior					28		22		33				24		20		
57 Hoffmann, Andrew		20					32			18				24		18	
47 Noriega, Cruz					19			14						49			
43 Simonelli, Anthony	25				16			16					16			18	
58 Wallace, Jacob	24					30		25									

RELIEVERS		LAST OUTING						FIRST BATTER		SAVES		INHERITED RUNNERS	
PITCHER	LAST RELIEF OUTING	IP	R	ER	BB	K	P-S	FACED	RETIRED	SV	OPP	IR	SCORED
62 Bowlan, Jonathan	4/12 @ STP	1.2	0	0	1	3	32-19	5	2	0	1	1	0
63 Cerantola, Eric	4/10 @ STP	1.2	1	1	1	1	33-20	1	0	0	0	3	2
45 Clarke, Taylor	4/11 @ STP	2.2	2	2	1	3	35-22	4	2	0	0	4	2
54 Cox, Austin	4/12 @ STP	1.2	1	1	0	2	21-16	6	2	0	0	2	2
40 Fernandez, Junior	4/11 @ STP	2.0	0	0	0	4	20-15	5	3	0	0	3	0
57 Hoffmann, Andrew	4/12 @ STP	1.0	0	0	0	2	18-9	5	4	0	0	2	1
47 Noriega, Cruz	4/10 @ STP	1.2	3	3	2	4	49-29	3	1	0	1	3	3
43 Simonelli, Anthony	4/12 @ STP	1.0	0	0	0	3	18-12	5	4	0	0	4	0
58 Wallace, Jacob	4/4 vs. LOU	1.0	2	0	1	1	25-13	3	1	0	0	1	0
SEASON (INCLUDING INACTIVE)								46	27	2	5	27	11

OMAHA STARTING PITCHER SPLITS						1ST PITCH STRIKES			1-2-3 INNINGS		
PITCHER	GS	W-L	TEAM W-L	R SUPPORT	SUPPORT/9 IP	FPS	TBF	% FPS	TOTAL	POSSIBLE	% 1-2-3
16 Guerrero, Tyson	3	1-2	1-2	10	8.44	24	49	49.0%	6	10	60.0%
56 Champlain, Chandler	3	0-1	1-2	6	4.38	38	63	60.3%	5	12	41.7%
25 Avila, Luinder	3	0-0	1-2	8	4.80	36	61	59.0%	6	14	42.9%
52 Cameron, Noah	2	2-0	2-0	23	18.82	21	42	50.0%	6	11	54.5%
37 Hatch, Thomas	2	0-0	1-1	3	2.79	19	39	48.7%	3	9	33.3%
SEASON (INCLUDING INACTIVE)	13			50	7.67	138	254	54.3%	26	56	46.4%

OMAHA STARTING PITCHER/CATCHER MATCHUPS																																			
PITCHER	BRIAN O'KEEFE							LUKE MAILE							LUCA TRESH							TOTALS													
	GS	W-L	ERA	IP	ER	BB	SO	GS	W-L	ERA	IP	ER	BB	SO	GS	W-L	ERA	IP	ER	BB	SO	GS	W-L	ERA	IP	ER	BB	SO	GS	W-L	ERA	IP	ER	BB	SO
16 Guerrero, Tyson	1	0-1	9.00	4.0	4	1	6	1	1-0	0.00	5.0	0	0	7	1	0-1	16.20	1.2	7	3	3								3	1-2	5.91	10.2	7	4	16
56 Champlain, Chandler	2	0-1	7.71	9.1	8	6	7	1	0-0	21.00	3.0	7	4	4														3	0-1	10.95	12.1	15	10	11	
25 Avila, Luinder															3	0-0	4.20	15.0	7	6	20							3	0-0	4.20	15.0	7	6	20	
52 Cameron, Noah	2	2-0	0.82	11.0	2	4	11																					2	2-0	0.82	11.0	1	4	11	
37 Hatch, Thomas								2	0-0	2.79	9.2	3	2	12														2	0-0	2.79	9.2	3	2	12	
Relievers		0-1	3.86	18.2	8	10	24		2-1	1.56	17.1	5	8	13		1-2	7.91	19.1	18	12	29								3-4	4.55	55.1	28	30	66	
TOTALS	5	2-3	4.40	43.0	21	21	48	4	3-1	3.34	35.0	13	14	36	4	1-3	6.75	36.0	27	21	52							13	6-7	4.82	114.0	61	56	136	
	CS/ATT	1/8		PCT	12.5%			CS/ATT	1/2	PCT	50.0%				CS/ATT	1/11	PCT	9.1%				CS/ATT		PCT				CS/ATT	3/21	PCT	14.83%				

OMAHA CATCHER PITCHING STATS																							
CATCHERS	W	L	ERA	GS	SV	IP	H	R	ER	HR	HB	BB	IBB	SO	WHIP	AVG	WP	GDP	TBF	CS	SB	CS%	PB
33 Brian O'Keefe	2	3	4.40	5	1	43.0	36	22	21	5	4	21	0	48	1.33	.228	3	3	185	1	7	12.5%	0
60 Luke Maile	3	1	3.34	4	0	35.0	29	15	13	4	0	14	0	36	1.23	.223	1	3	145	1	1	50.0%	1
11 Luca Tresh	1	3	6.75	4	1	36.0	46	32	27	4	2	21	0	52	1.86	.299	3	0	179	1	10	9.1%	0

OMAHA STARTERS VS. RELIEVERS								
PITCHING AS	W	L	ERA	IP	R	ER	SO	BB
Starters	3	3	5.06	58.2	38	33	70	26
Relievers	3	4	4.55	55.1	31	28	66	30

PLAYER

QUICK NOTES

CAREER HIGHS

1 HAROLD CASTRO

INF • L/R • 6'0" • 190 • Born 11/30/1993 (Age 31)
Signed as a Minor League Free Agent – 1/18/2025
Originally signed by Detroit – 1/8/2025
Born: Caracas, Venezuela • Resides: Fulshear, Texas

2025: As a non-roster invite, appeared in 19 Cactus League games with the Royals and hit .333 (16-for-48) with a .870 OPS.
✦ Playing his 15th professional season this year, his 1st with KC ... Royals are his 3rd organization, has previously spent time with the Tigers and Rockies, and in Mexico ... has played 450 MLB games between 2018 and 2023 with DET and COL.
✦ Spent 2024 with Toros de Tijuana in the Mexican League, slashing .320/.366/.447 (106-for-331, .813 OPS) in 84 games.
✦ Has appeared in an MLB game at every defensive position except catcher, led by second base (153 games), shortstop (74), first base (68), third base (53), center field (46), left field (25), right field (14) and pitcher (9) ... is a career .278 (391-for-1406) hitter in 450 MLB games.

HIT STREAK:

ON-BASE STREAK:

2025: As a non-roster invite, appeared in 16 Cactus League games with the Royals and hit .194 (6-for-31) with a .550 OPS ... hit 2 homers on April 2 vs. LOU, then hit a walk-off homer on April 3 vs. LOU.

✦ Playing his 6th professional season this year, his 2nd with KC ... Royals are his 2nd organization, drafted by the Brewers, traded with RHP Ryan Brady in exchange for now-Omaha teammate RHP Taylor Clarke on December 14, 2023.
✦ Spent all of 2024 with Omaha, tied 9th in the league in RBI (77) ... ranked 2nd on the Chasers in HR (19), 2nd in H (117) and 3rd in XBH (48) ... made 122 starts at SS, 3rd-most of any player at a single position in the Minors ... 62 of 77 RBI coming 8th or 9th in the order.
✦ Spent 2023 with the Nashville Sounds (AAA), hitting .297 (91-for-336) with a .823 OPS ... 2022 MiLB Organization All-Star with the Brewers.

HIT STREAK:

ON-BASE STREAK:

2025: Appeared in 10 Cactus League games with the Royals and hit .294 (5-for-17) with a .862 OPS ... optioned to Omaha on March 10.

✦ Playing his 5th professional season this year, all in the Royals organization ... played 5 MLB games with KC in 2024.
✦ Spent most of 2024 with the Chasers, also played 3 MLB games with the Royals, made his MLB debut 8/25 vs. PHI ... tied 2nd on Omaha in BB (53) and tied 4th in H (108) ... improved his average 69 points 1st half to 2nd half (.215 to .284), raising his OPS 166 points (.675 to .841).
✦ Spent all of 2023 with Omaha and led the Storm Chasers in HR (16), RBI (71), H (120), 2B (28), XBH (46), TB (200), R (69) and BB (81).

HIT STREAK: 2 Games (4/4 to 4/6) .375 (3-for-8), 1 3B, 1 HR

ON-BASE STREAK: 2 Games (4/4 to 4/6) .375 (3-for-8), 1 BB

2025: Signed a Minor League deal with Baltimore on December 31, 2024 and appeared in 13 Grapefruit League games with the Orioles ... opened the season with Norfolk (AAA) and went 4-for-13 (.308) in 4 games ... traded to Kansas City for Cash on April 5.

✦ Playing his 11th professional season this year, 1st with KC ... Royals are his 4th organization, has spent time with the Twins, Marlins and Orioles ... has played 340 MLB games since 2021 with Minnesota and Miami.
✦ Traded from the Twins to the Marlins on February 11, 2024 for LHP Steven Okert ... opened the regular season in the Major Leagues with Miami and hit .227 in 95 MLB games ... DFA'd on August 5, sent outright to Jacksonville (AAA) and hit .263 in 23 Triple-A games.
✦ Father Tom Gordon pitched for Omaha in 1986 and 1988, pitched 21 years in MLB ... brother Dee Strange-Gordon played 11 MLB seasons.

HIT STREAK:

ON-BASE STREAK:

2025: Appeared in 16 Cactus League games with the Royals and hit .382 (3-for-34) with a 1.052 OPS ... optioned to Omaha on March 25.

✦ Playing his 5th professional season this year, all have come in the Royals organization ... has played 76 MLB games with Kansas City between 2023 and 2024 ... made his MLB debut on September 1, 2023 vs. Boston.
✦ Made his first MLB Opening Day roster in 2024 and appeared in 57 big league games for Kansas City over three stints ... reached base in 53 of 58 games with Omaha ... batting average was at or above .300 after 51 of 58 games he played ... hit safely in 18 consecutive games, between May 14 and August 10, a streak that spanned parts of two stints, with two months in the big leagues in between.

HIT STREAK: 3 Games (4/10 to 4/12) .300 (3-for-10), 1 2B

ON-BASE STREAK: 13 Games (3/28 to 4/12) .279 (12-for-43), 14 BB

2025: As a non-roster invite, appeared in 10 Cactus League games with the Royals and hit .333 (7-for-21) with a .962 OPS ... opted out of his contract and was released on March 23, re-signed with KC on March 25 ... hit a go-ahead grand slam March 29 @ IOW.

✦ Playing his 13th professional season this year, 1st with KC ... Royals are his 7th organization, has spent time with the Rays, Blue Jays, Pirates, Brewers, Guardians and Reds ... has played 440 MLB games since 2015 with TB, TOR, MIL, CLE and CIN.
✦ Spent nearly all 2024 in the big leagues and appeared in 55 games with the Reds, including 49 games (44 starts) at catcher and 3 games at pitcher ... recognized with the Cincinnati Reds' Joe Nuxhall Good Guy Award ... spent 2 games with Louisville (AAA) while on rehab.

HIT STREAK:

ON-BASE STREAK:

2025: As a non-roster invite, appeared in 14 Cactus League games with the Royals and hit .217 (5-for-23) with a .656 OPS.

✦ Playing his 11th professional season this year, his 2nd with KC ... Royals are his 4th organization, has previously spent time with the Cardinals, Mariners and Twins ... played 10 MLB games with Seattle between 2022 and 2023.
✦ Spent 2024 Spring Training with Minnesota, released March 27 and signed with the Royals April 1 ... reached base in 56 of 70 games with the Storm Chasers (80%) ... had career-best 22-game on-base streak June 11 to July 31 (.483 OBP) ... tied career-best with a 12-game hit streak June 30 to July 27 (.432 AVG ... started at C and hit 4th for all 4 of Omaha's postseason games and went 6-for-18 with 4 HR and 9 RBI.

HIT STREAK:

ON-BASE STREAK:

2025: Appeared in 15 Cactus League games with the Royals and hit .200 (6-for-30) with a .684 OPS ... sent outright to Omaha on March 23.

✦ Playing his 8th professional season this year, all in the Royals organization ... played 145 MLB games with Kansas City between 2022 and 2023 ... in 2021, was awarded a Minor League Rawlings Gold Glove at first base ... selected to All-Star Futures Game in 2021 & 2022.
✦ Spent most of 2024 in Omaha, hitting .242 (104-for-429) with a .734 OPS in 115 games ... tied 2nd on the Storm Chasers in BB (53), tied 2nd in RBI (61), 3rd in R (70) and tied 4th in HR (16) ... on the MLB roster from June 11-13, his lone MLB appearance of the year came on June 11 vs. the Yankees, when he pitched a 1-2-3 9th inning, with a strikeout of Jahmai Jones.

HIT STREAK:

ON-BASE STREAK: 3 Games (4/10 to 4/12) .111 (1-for-9), 3 BB

2025: As a non-roster invite, appeared in 16 Cactus League games with the Royals and hit .290 (9-for-31) with a .726 OPS ... has hit leadoff home runs April 1 vs. LOU and April 4 vs. LOU.

✦ Playing his 6th professional season this year, all have come in the Royals organization.
✦ Spent all of 2024 with Omaha and ranked 1st in the IL in R (93), 2nd in XBH (58), 4th in TB (234), tied 4th in 2B (32), tied 11th in H (129) ... led Chasers with career-best 21 HR, also led the team in BB (65), 3rd in SB (17) ... had hits in a team-best 90 games ... hit leadoff in 112 of Omaha's 148 games, most starts of any Storm Chaser at one spot in the batting order ... made at least 25 starts at all 3 outfield position.
✦ Among Royals Minor Leaguers over the last four years (since 2021), leads the system in RBI, tied 1st in hits ... is 2nd in G, 2B, HR, R & BB.

HIT STREAK: 5 Games (4/8 to 4/12) .455 (10-for-22), 1 2B, 2 3B

ON-BASE STREAK: 5 Games (4/8 to 4/12) .455 (10-for-22), 1 BB

2025: As a non-roster invite, appeared in 12 Cactus League games with the Royals and hit .235 (4-for-17) with a .703 OPS ... made his Triple-A debut April 1 vs. LOU, hit a home run in his 3rd at-bat of the game.

✦ For a second straight year, spend the entire 2024 season at NW Arkansas (AA) and slashed .250/.323/.429 (88-for-352) across 97 games (66 starts at catcher, 28 starts at DH) ... tied a career-high with a 9-game hitting streak, June 22 to July 4.
✦ Split 2022 between Quad Cities (A+) and NW Arkansas (AA), recognized as a Royals MiLB.com Organization All-Star at catcher.
✦ Over the last three years (2022-24), ranks 3rd among Royals Minor Leaguers in RBI, tied 5th in home runs.

HIT STREAK:

ON-BASE STREAK:

2025: Appeared in 12 Cactus League games with the Royals and hit .208 (5-for-24) with a .595 OPS ... sent outright to Omaha on March 23.

✦ Playing his 8th professional season this year, his 3rd with KC ... Royals are his 2nd organization, drafted by the Cubs ... has played 194 MLB games between Chicago (NL) and Kansas City between 2022 and 2024.
✦ Made his first MLB Opening Day roster in 2024 with Kansas City, but hit .200 (41-for-205) with a .640 over 64 games, optioned to Omaha on June 24 to finish his season ... in 56 games with the Storm Chasers, hit .239 (45-for-188) with a .771 OPS ... had 2nd-best walk-to-strikeout ratio on Omaha (34 BB to 47 K, 0.72 BB/K) ... hit .284 (27-for-95) when playing LF, compared to a .194 average (19-for-93) as a DH.

HIT STREAK:

ON-BASE STREAK:

2025: Appeared in a team-best 22 Cactus League games with the Royals and hit .263 (10-for-38) with a .838 OPS ... optioned to Omaha on March 25.

✦ Playing his 5th professional season this year, 1st with KC ... Royals are his 3rd organization, has spent time with the Brewers and Reds ... has played 153 MLB games between 2023 and 2024 with Milwaukee and Cincinnati.
✦ Appeared in games for four different teams in 2024, beginning the year in the Brewers organization with the Nashville Sounds (AAA) and ending the year in the Reds organization with the Louisville Bats (AAA) ... appeared in Major League games with Milwaukee and Cincinnati ... hit .224 (66-for-295) with a .663 OPS over 83 Triple-A games and hit .154 (4-for-26) with a .368 OPS in 21 MLB games.

HIT STREAK:

ON-BASE STREAK: 3 Games (4/10 to 4/12) .167 (2-for-12), 1 BB

H 4 (8x) Last: 4/23/22 vs. COLORADO

R 4 7/23/11 @ VSL Phillies

HR 2 5/25/22 @ MINNESOTA

RBI 5 (2x) Last: 8/28/22 @ TEXAS

BB 3 9/16/23 vs. SAN FRANCISCO

SB 3 (3x) Last: 4/18/15 @ Bowie

H 4 (2x) Last: 8/31/24 vs. St. Paul

R 3 (5x) Last: 7/13/24 vs. Toledo

HR 2 (5x) Last: 4/2/25 vs. Louisville

RBI 6 8/31/24 vs. St. Paul

BB 3 (5x) Last: 7/23/23 @ Jacksonville

SB 3 7/22/19 vs. AZL Athletics Gold

H 4 (5x) Last: 6/18/24 vs. Louisville

R 4 (2x) Last: 7/17/22 @ Corpus Christi

HR 2 (2x) Last: 6/29/22 @ Amarillo

RBI 6 6/2/21 vs. Beloit

BB 3 (8x) Last: 9/12/23 vs. Indianapolis

SB 2 9/17/23 vs. Indianapolis

H 5 (2x) Last: 8/14/17 @ Birmingham

R 4 8/24/15 vs. Peoria

HR 1 (52x) Last: 9/3/24 @ Louisville

RBI 6 8/30/22 vs. BOSTON

BB 3 (3x) Last: 7/5/19 @ Scranton/WB

SB 2 (10x) Last: 5/29/24 @ SAN DIEGO

H 5 8/1/21 vs. Beloit

R 4 (3x) Last: 7/6/23 @ ACL Cubs

HR 1 (48x) Last: 8/17/24 vs. Louisville

RBI 5 4/22/22 @ Frisco

BB 3 (6x) Last: 9/3/24 @ Memphis

SB 2 (2x) Last: 6/10/22 @ Tulsa

H 5 7/23/12 vs. Staten Island

R 3 (4x) Last: 5/23/22 @ HOUSTON

HR 2 5/11/18 vs. BOSTON

RBI 5 (2x) Last: 3/29/25 @ Iowa

BB 3 (4x) Last: 9/24/21 vs. Columbus

SB 1 (23x) Last: 6/22/24 vs. BOSTON

H 4 (4x) Last: 4/2/23 vs. Oklahoma City

R 4 6/28/18 vs. Bradenton

HR 3 7/2/22 vs. Salt Lake

RBI 6 6/9/21 @ Springfield

BB 4 8/19/21 @ Sacramento

SB 1 (18x) 6/28/23 vs. Salt Lake

H 4 (3x) Last: 8/30/22 @ CHICAGO (AL)

R 4 (3x) Last: 4/30/22 vs. Toledo

HR 3 5/21/21 @ Springfield

RBI 6 5/21/21 @ Springfield

BB 3 (12x) Last: 9/26/22 @ St. Paul

SB 2 (4x) Last: 4/14/24 vs. Gwinnett

H 4 (5x) Last: 8/9/24 vs. Iowa

R 5 4/18/23 vs. Amarillo

HR 3 4/18/23 vs. Amarillo

RBI 6 4/18/23 vs. Amarillo

BB 3 (4x) Last: 5/30/24 @ Indianapolis

SB 3 8/22/21 @ South Bend

H 4 6/21/22 @ Wisconsin

R 4 4/24/22 @ Wisconsin

HR 2 (2x) Last: 6/25/24 @ Wichita

RBI 5 4/16/23 @ Wichita

BB 5 5/23/23 @ Tulsa

SB 1 (5x) Last: 5/23/23 @ Tulsa

H 4 (4x) Last: 4/20/22 vs. Rocket City

R 4 7/21/23 vs. Indianapolis

HR 2 (11x) Last: 9/12/24 vs. Toledo

RBI 5 (5x) Last: 7/22/22 @ PHILADELPHIA

BB 3 (4x) Last: 3/29/25 @ Iowa

SB 2 (7x) Last: 8/5/23 @ Louisville

H 4 (7x) Last: 7/3/24 @ Memphis

R 4 9/17/21 @ Great Lakes

HR 2 (5x) Last: 6/7/23 vs. Baltimore

RBI 6 8/6/21 vs. Kannapolis

BB 3 (4x) Last: 7/26/24 vs. Charlotte

SB 3 (3x) Last: 4/8/25 @ St. Paul

24 CAM DEVANNEY

INF • R/R • 6'1" • 195 • Born 4/13/1997 (Age 27)
Traded from Milwaukee – 12/14/2023
Drafted by Milwaukee – 2019, Round 15 (Elong)
Born: Nashua, NH • Resides: Hudson, NH

28 TYLER GENTRY

OF • R/R • 6'2" • 215 • Born 2/1/1999 (Age 26)
2020 MLB Draft – Round 3 (Alabama)
Born: Memphis, TN • Resides: Arlington, TN

0 NICK GORDON

INF/OF • L/R • 6'0" • 160 • Born 10/24/1995 (Age 29)
Traded from Baltimore – 4/5/2025
Drafted by Minnesota – 2014, Round 1/5th (Olympia HS)
Born: Avon Park, FL • Resides: Winter Garden, FL

12 NICK LOFTIN

INF/OF • R/R • 6'0" • 180 • Born 9/25/1998 (Age 26)
2020 MLB Draft – Round 1/32nd (Baylor)
Born/Resides: Corpus Christi, Texas

60 LUKE MAILE

C • R/R • 6'3" • 240 • Born 2/6/1991 (Age 34)
Signed as a Minor League Free Agent – 3/25/2025
Drafted by Tampa Bay – 2012, Round 8 (Kentucky)
Born: Edgewood, KY • Resides: Palm Harbor, FL

33 BRIAN O'KEEFE

C • R/R • 6'1" • 215 • Born 7/15/1993 (Age 31)
Signed as a Minor League Free Agent – 10/18/2024
Drafted by St. Louis – 2014, Round 7 (St. Joseph's)
Born/Resides: Albany, New York

32 NICK PRATTO

1B/OF • L/L • 6'1" • 225 • Born 10/6/1998 (Age 26)
2017 MLB Draft – Round 1/14th (Huntington Beach HS)
Born/Resides: Huntington Beach, California

2 JOHN RAVE

OF • L/L • 6'0" • 200 • Born 12/30/1997 (Age 27)
2019 MLB Draft – Round 5 (Illinois State)
Born: Canton, IL • Resides: Bloomington, IL

11 LUCA TRESH

C • R/R • 6'0" • 193 • Born 1/11/2000 (Age 25)
2021 MLB Draft – Round 17 (NC State)
Born: Clearwater, Florida • Resides: Safety Harbor, Florida

17 NELSON VELAZQUEZ

OF • R/R • 6'0" • 190 • Born 12/26/1998 (Age 26)
Traded from Chicago (NL) – 7/31/2023
Drafted by Chicago (NL) – 2017, Round 5 (P.J. Education HS)
Born/Resides: Carolina, Puerto Rico

19 JOEY WIEMER

OF • R/R • 6'4" • 226 • Born 2/11/1999 (Age 26)
Traded from Cincinnati – 11/22/2024
Drafted by Milwaukee – 2020, Round 8 (Cincinnati)
Born: Sylvania, OH • Resides: Temperance, MI

SO NICE, THEY DID IT TWICE (OR MORE)

PLAYER	MULTI-HIT GAMES					MULTI-RBI GAMES					MULTI-RUN GAMES					MULTI-BB GAMES					MULTI-K GAMES					MULTI-SB GAMES				
	2	3	4	5+	T	2	3	4	5+	T	2	3	4	5+	T	2	3	4	5+	T	2	3	4	5+	T	2	3	4	5+	T
1 Castro, Harold	1	1	-	-	2	-	-	1	-	1	1	1	-	-	2	-	-	-	-	-	3	-	-	-	3	-	-	-	-	-
24 Devanney, Cam	4	-	-	-	4	1	-	1	-	2	-	1	-	-	1	1	-	-	-	1	2	1	-	-	3	-	-	-	-	-
28 Gentry, Tyler	1	-	-	-	1	1	-	-	-	1	-	-	-	-	-	-	-	-	-	-	1	-	-	-	1	-	-	-	-	-
0 Gordon, Nick	-	-	-	-	-	-	-	-	-	-	-	-	-	-	-	-	-	-	-	-	1	-	1	-	2	-	-	-	-	-
12 Loftin, Nick	1	1	-	-	2	-	1	-	-	1	-	-	-	-	-	3	-	-	-	3	1	-	-	-	1	-	-	-	-	-
60 Maile, Luke	1	-	1	-	2	-	-	-	1	1	1	-	-	-	1	-	-	-	-	-	3	-	-	-	3	-	-	-	-	-
33 O'Keefe, Brian	1	-	-	-	1	-	-	-	-	-	-	-	-	-	-	-	1	-	-	1	2	-	-	-	2	-	-	-	-	-
32 Pratto, Nick	-	-	-	-	-	-	-	-	-	-	1	-	-	-	1	-	-	-	-	-	1	-	1	-	2	-	-	-	-	-
2 Rave, John	2	2	-	-	4	2	-	-	-	2	1	2	-	-	3	1	-	-	-	1	3	1	-	-	4	1	-	-	-	1
11 Tresh, Luca	1	-	-	-	1	-	-	-	-	-	-	-	-	-	-	-	-	-	-	-	1	1	-	-	2	-	-	-	-	-
17 Velázquez, Nelson	1	-	-	-	1	1	-	-	-	1	-	-	-	-	-	-	1	-	-	1	4	-	-	-	4	-	-	-	-	-
19 Wiemer, Joey	-	-	-	-	-	1	-	-	-	1	2	-	-	-	2	1	-	-	-	1	4	-	-	-	4	-	1	-	-	1
Groshans, Jordan	1	-	-	-	1	-	-	-	-	-	1	-	-	-	1	-	-	-	-	-	-	-	-	-	-	-	-	-	-	-
Tolbert, Tyler	-	-	-	-	-	-	-	-	-	-	-	-	-	-	-	-	-	-	-	-	-	1	-	-	1	1	-	-	-	1
Waters, Drew	-	2	1	-	3	1	-	-	1	2	1	-	-	-	1	1	-	-	-	1	-	1	-	-	1	1	-	-	-	1
TEAM TOTALS	14	6	2	0	22	7	1	2	2	12	8	4	0	0	12	7	2	0	0	9	26	5	2	0	33	3	1	0	0	4

OMAHA HITTING STREAKS

PLAYER	CURRENT	LONGEST	DATES/RESULTS (OF LONGEST)									
			START	END	AVG	2B	3B	HR	RBI	OPS		
1 Castro, Harold	-	5	4/2	4/6	.333 (6-18)	1	0	1	1	1.011		
24 Devanney, Cam	-	5	3/29	4/4	.529 (9-17)	1	0	4	8	1.913		
28 Gentry, Tyler	2	2	4/4	4/6	.375 (3-8)	0	1	1	3	1.400		
0 Gordon, Nick	-	2	4/9	4/10	.333 (2-6)	0	0	0	1	.833		
12 Loftin, Nick	3	3	4/10	4/12	.300 (3-10)	1	0	0	0	.862		
60 Maile, Luke	-	2 (2x)	4/6	4/9	.250 (2-8)	1	0	0	1	.625		
33 O'Keefe, Brian	-	3	3/28	4/2	.333 (4-12)	0	0	0	0	.666		
32 Pratto, Nick												
2 Rave, John	5	5	4/8	4/12	.455 (10-22)	1	2	0	4	1.140		
11 Tresh, Luca												
17 Velázquez, Nelson												
19 Wiemer, Joey	-	3	3/28	4/1	.273 (3-11)	0	0	1	2	.930		

OMAHA ON-BASE STREAKS

	CURRENT	LONGEST	DATES/RESULTS (OF LONGEST)									
			START	END	AVG	2B	HR	BB	HBP	OBP		
	-	5	4/2	4/6	.333 (6-18)	1	1	3	1	.455		
	-	5	3/29	4/4	.529 (9-17)	1	4	3	1	.619		
	2	2	4/4	4/6	.375 (3-8)	0	1	1	0	.400		
	-	2	4/9	4/10	.333 (2-6)	0	0	2	0	.500		
	13	13	3/28	4/12	.279 (12-43)	3	0	14	1	.458		
	-	5	3/29	4/9	.368 (7-19)	1	1	2	1	.455		
	-	4	3/28	4/4	.250 (4-16)	0	0	1	0	.294		
	3	3 (2x)	4/10	4/12	.111 (1-9)	0	0	3	0	.333		
	5	5 (2x)	4/8	4/12	.455 (10-22)	1	0	1	0	.458		
	-	3	4/1	4/9	.300 (3-10)	0	1	1	0	.364		
	-	4	4/8	4/11	.231 (3-13)	0	1	2	0	.313		
	3	8	3/28	4/8	.179 (5-28)	0	1	6	1	.333		

BOLD indicates longest streak in 2025 among active players

Blue indicates career-best streak

Italics indicates longest personal streak in 2025 is active

STORM CHASERS BATTERS VS ST. PAUL

PLAYER	2025													CAREER													vs. DARREN McCAUGHAN (CAREER)																	
	G	AB	H	HR	RBI	2B	3B	SO	BB	IBB	AVG	OBP	SLG	G	AB	H	HR	RBI	2B	3B	SO	BB	IBB	AVG	OBP	SLG	G	AB	H	HR	RBI	2B	3B	SO	BB	IBB	AVG	OBP	SLG					
36 Castro, Harold	4	16	4	1	5	1	0	4	0	0	.250	.250	.500	4	16	4	1	5	1	0	4	0	0	.250	.250	.500																		
24 Devanney, Cam	3	9	2	0	1	2	0	4	1	0	.222	.364	.444	25	86	22	3	18	6	0	34	7	0	.256	.337	.430	2	4	1	0	0	0	0	0	0	0	0	.250	.250	.250				
28 Gentry, Tyler														26	88	27	1	12	4	1	25	13	0	.307	.398	.409	2	4	2	0	1	1	0	1	0	0	.500	.500	.750					
0 Gordon, Nick	4	14	3	0	1	0	0	7	2	0	.214	.313	.214	4	14	3	0	1	0	0	7	2	0	.214	.313	.214																		
12 Loftin, Nick	5	16	4	0	0	1	0	3	4	0	.250	.429	.313	36	129	31	7	20	3	0	27	22	0	.240	.363	.426	1	3	2	0	1	2	0	1	0	0	.667	.667	1.333					
60 Maile, Luke	2	8	1	0	0	0	0	2	0	0	.125	.125	.125	2	8	1	0	0	0	0	2	0	0	.125	.125	.125																		
33 O'Keefe, Brian	3	8	0	0	1	0	0	3	4	0	.000	.333	.000	9	26	4	1	5	1	0	9	5	0	.154	.290	.308	1	2	1	0	1	1	0	0	0	0	.500	.500	1.000					
32 Pratto, Nick	4	13	1	0	1	0	0	7	3	0	.077	.250	.077	46	163	29	7	24	5	0	62	34	0	.178	.323	.337	2	5	2	1	2	0	0	0	1	0	.400	.500	1.000					
2 Rave, John	5	22	10	0	4	1	2	6	1	0	.455	.458	.682	32	130	33	2	14	6	3	33	12	2	.254	.319	.392	2	6	1	0	0	0	0	0	0	0	.167	.167	.167					
11 Tresh, Luca	4	14	3	0	0	0	0	7	1	0	.214	.267	.214	4	14	3	0	0	0	0	7	1	0	.214	.267	.214																		
17 Velázquez, Nelson	5	17	3	1	3	0	0	5	2	0	.176	.250	.353	39	149	34	6	24	9	0	49	12	0	.228	.289	.409																		
19 Wiemer, Joey	5	18	3	0	3	0	0	6	3	0	.167	.286	.167	11	39	10	1	6	1	0	11	8	0	.256	.383	.359																		

PINCH-HITTING LOG (1-FOR-4)

#	DATE	INNING	PINCH HITTER	HITTING FOR	RESULT
1.	3/28 @ Iowa	▲ 9	Harold Castro	Cam Devanney	Groundout (4-3)
2.	4/3 vs. Louisville	▼ 9	Jordan Groshans	Nick Pratto	Single
3.	4/6 vs. Louisville	▼ 9	John Rave	Luke Maile	Lineout (L6)
4.	4/6 vs. Louisville	▼ 9	Brian O'Keefe	Luca Tresh	Flyout (F9)

#	DATE	INNING	PINCH HITTER	HITTING FOR	RESULT

AFTER-INNING RECORDS

LEADING		TRAILING		TIED	
AFTER 1 INNING	1-1		2-3		3-3
AFTER 2 INNINGS	1-1		3-5		2-1
AFTER 3 INNINGS	3-1		1-5		2-1
AFTER 4 INNINGS	2-1		1-4		3-2
AFTER 5 INNINGS	4-1		1-4		1-2
AFTER 6 INNINGS	5-0		1-6		0-1
AFTER 7 INNINGS	5-1		0-5		1-1
AFTER 8 INNINGS	5-1		0-6		1-0
TOTAL INNINGS...	39 (33.1%)		54 (45.8%)		25 (21.2%)

OMAHA BIG INNINGS

DATE	INNING	RUNS
------	--------	------

SCORE BY INNINGS

REGULAR SEASON	1	2	3	4	5	6	7	8	9	10	11	12	TOTAL
STORM CHASERS	4	3	9	11	14	11	3	8	3	2			68
OPPONENTS	8	15	3	13	3	11	2	5	5	4			69
Difference	-4	-12	6	-2	11	0	1	3	-2	-2			-1

VS. ST. PAUL	1	2	3	4	5	6	7	8	9	10	11	12	TOTAL
STORM CHASERS	0	1	4	5	3	6	0	1	0				20
SAINTS	4	7	2	8	1	3	0	2	0				27
vs. St. Paul Difference	-4	-6	0	-3	2	3	0	-1	0				-7

MULTI-RUN INNINGS

	2 RUNS	3 RUNS	4 RUNS	5 RUNS	6 RUNS	7 RUNS	8 RUNS	9 RUNS	10+	TOTAL
STORM CHASERS	8	2	5	1	-	-	-	-	-	16
OPPONENTS	14	3	2	-	1	-	-	-	-	20

RECORD BY RUNS SCORED/ALLOWED

RUNS	0	1	2	3	4	5	6	7	8	9	10	11	12	13+
SCORED	0-1	0-0	0-2	1-2	0-2	1-0	0-0	1-0	1-0	0-0	0-0	0-0	2-0	0-0
ALLOWED	1-0	0-0	1-0	1-1	0-1	1-0	1-2	1-2	0-0	0-0	0-0	0-0	0-0	0-1

RECORD BY MARGIN OF VICTORY/DEFEAT

1 RUN	2 RUNS	3 RUNS	4 RUNS	5 RUNS	6 RUNS	7 RUNS	8 RUNS	9 RUNS	10+ RUNS
0 - 1	2 - 2	1 - 1	0 - 2	1 - 0	2 - 0	0 - 0	0 - 0	0 - 1	0 - 0

EXTRA-INNING GAMES (0 WINS, 1 LOSS)

GAME #	DATE	OPPONENT	FINAL SCORE	INNINGS	WIN	LOSS	SAVE	EXTRA-INNING SCORING
8	April 6	vs. Louisville	L, 7-5	10	Lyon Richardson	Austin Cox	-	Louisville scores 4 in 10th, Omaha scores 2

Bold Indicates Omaha Extra-Inning Win

WALK-OFF TRACKER (1 FOR, 0 AGAINST)

GAME #	DATE	OPPONENT	FINAL (INNING)	PLAYER	WINNING RUN	PITCHER	HOW	OUTS	COUNT
5	April 3	vs. Louisville	W, 5-3 (9)	Cam Devanney	Harold Castro	Alan Busenitz	2-Run Home Run to LCF	2	0-2

Bold Indicates Omaha Walk-Off Win

STORM CHASERS EJECTIONS (1)

DATE	INNING	WHO (POSITION) / # IN 2025	WHY	UMPIRE (POSITION)
1. April 11 @ St. Paul	▼ 7	Mike Jirschele (Manager) / 1st	Double Play Call at 1st Base	Louie Krupa (1st Base Umpire / CC)

HOME RUN BREAKDOWN

		Runners On				Splits				Score		Record	Statcast Max		Last
Player	Total	0	1	2	3	VL	VR	Home	Away	Tied Game	Go Ahead	Team W-L	EV (MPH)	Distance (ft)	Last Hr
24 Cam Devanney	4	2	1	1	-	-	4	3	1	1	1	3-1	107.5	408	4/3 vs. LOU
1 Harold Castro	2	1	1	-	-	1	1	1	1	1	1	1-1	104.3	420	4/12 @ STP
2 John Rave	2	2	-	-	-	2	-	2	-	-	2	1-1	106.7	413	4/4 vs. LOU
8 Drew Waters	2	-	1	1	-	-	2	2	-	-	1	2-1	101.5	276	4/3 vs. LOU
17 Nelson Velázquez	1	-	1	-	-	-	1	-	1	-	-	0-1	101.3	375	4/10 @ STP
28 Tyler Gentry	1	-	1	-	-	-	1	1	-	-	-	0-1	101.1	-	4/6 vs. LOU
11 Luca Tresh	1	1	-	-	-	1	-	1	-	1	-	0-1	107.8	408	4/1 vs. LOU
19 Joey Wiemer	1	1	-	-	-	1	-	1	-	-	-	0-1	99.4	378	4/1 vs. LOU
60 Luke Maile	1	-	-	-	1	1	-	-	1	-	1	1-0	103.0	-	3/29 @ IOW
TEAM TOTALS	15	7	5	2	1	6	9	11	4	-	-	-	107.8	420	-
OPPONENT TOTALS	13	7	5	1	-	5	8	9	4	-	-	-	107.1	426	-

INNING DISTRIBUTION

1ST INNING	2ND INNING	3RD INNING	4TH INNING	5TH INNING	6TH INNING	7TH INNING	8TH INNING	9TH INNING	10TH INNING	11TH INNING
2		1	2	2	3	1	1	2	1	-

NOTABLE STORM CHASERS HOME RUNS

GRAND SLAMS (1)		BACK-TO-BACK HOMERS (0)		2-HOMER GAMES (1)	
PLAYER (CAREER NO.)	DATE/OPPONENT (INN.)	PLAYERS	DATE/OPPONENT	PLAYER (CAREER NO.)	DATE/OPPONENT
Luke Maile (2nd)	3/29 @ Iowa (▲8)			Cam Devanney (5th)	4/2 vs. Louisville

LEADOFF HOMERS (2)	
PLAYER (CAREER NO.)	DATE/OPPONENT
John Rave (5th)	4/1 vs. Louisville
John Rave (6th)	4/4 vs. Louisville

BACK-TO-BACK-TO-BACK HOMERS (0)	
PLAYERS	DATE/OPPONENT

3-HOMER GAMES (0)	
PLAYER (CAREER NO.)	DATE/OPPONENT (INN.)

PINCH-HIT HOMERS (0)	
PLAYER (CAREER NO.)	DATE/OPPONENT (INN.)

WALK-OFF HOMERS (1)	
PLAYER	DATE/OPPONENT
Cam Devanney	4/3 vs. Louisville

INSIDE-THE PARK HOMERS (1)	
PLAYER (CAREER NO.)	DATE/OPPONENT (INN.)
Drew Waters (1st)	4/2 vs. Louisville (▼4)

NOTABLE OPPOSING HOME RUNS

GRAND SLAMS (0)	
PLAYER (CAREER NO.)	DATE/OPPONENT (INN.)

BACK-TO-BACK HOMERS (1)	
PLAYERS	DATE/OPPONENT
Edwin Ríos & Rece Hinds	4/6 vs. Louisville (▲ 10)

2-HOMER GAMES (0)	
PLAYER (CAREER NO.)	DATE/OPPONENT

LEADOFF HOMERS (1)	
PLAYER (CAREER NO.)	DATE/OPPONENT
Tyler Callihan (1st)	4/2 vs. Louisville

BACK-TO-BACK-TO-BACK HOMERS (0)	
PLAYERS	DATE/OPPONENT

3-HOMER GAMES (0)	
PLAYER (CAREER NO.)	DATE/OPPONENT (INN.)

PINCH-HIT HOMERS (0)	
PLAYER (CAREER NO.)	DATE/OPPONENT (INN.)

WALK-OFF HOMERS (0)	
PLAYER	DATE/OPPONENT

INSIDE-THE PARK HOMERS (0)	
PLAYER (CAREER NO.)	DATE/OPPONENT (INN.)

PITCHING

vs. Left-Handed Starter	2-2
vs. Right-Handed Starter	4-5
WITH Left-Handed Starter	3-2
WITH Right-Handed Starter	3-5
0-4 strikeouts	0-0
5-9 strikeouts	2-3
10+ strikeouts	4-4
0 runs of support	0-2
1-2 runs of support	2-4
3-4 runs of support	1-1
5-9 runs of support	2-0
10+ runs of support	1-0
Bullpen Games	0-0
Starter goes less than 4.0 Innings	2-2
Starter goes 4.0/4.1/4.2 Innings	0-2
Starter goes 5.0/5.1/5.2 Innings	3-1
Starter goes 6.0+ Innings	1-2

SCORING

1-Run Games	0-1
2-Run Games	2-2
3-4-Run Games	1-3
5+ Run Games	3-1
Extra Innings	0-1
Shutouts	1-1
Doubleheaders	0-0 (0 SWEEP, 0 SPLIT, 0 SWEPT)
Scoring 0-2 Runs	0-2
3-5 Runs	2-5
6-9 Runs	2-0
10+ Runs	2-0
Opponent 0-2 Runs	2-0
3-5 Runs	2-2
6-9 Runs	2-4
10+ Runs	0-1
Scored in 1st Inning	1-2
Opponent scored in 1st	2-3
Scores first	3-1
Opponent scores first	3-6

HITTING

Omaha 0-5 hits	0-3
6-9 hits	3-4
10+ hits	3-0
Opponent 0-5 hits	2-0
6-9 hits	3-3
10+ hits	1-4
Out-hit opponent	6-0
Out-hit by opponent	0-7
Hits are tied	0-0
Hit 0 home runs	1-4
1 home run	2-1
2 home runs	2-1
3+ home runs	1-1
Opponent hit 0 home runs	2-3
1 home run	0-0
2 home runs	1-4
3+ home runs	0-0
Leave 0-5 runners on base	4-1
6-9 on base	2-6
10+ on base	0-0
Opponent leaves 0-5 runners on base	1-0
6-9 on base	4-5
10+ on base	1-2
Steals 0 bases	1-3
1 base	1-1
2 bases	2-2
3+ bases	2-1
Opponent steals 0 bases	4-1
1 base	2-0
2 bases	0-2
3+ bases	0-4

FIELDING

Turned 0 double plays	4-5
1 double play	1-0
2 double plays	1-1
3+ double plays	0-0
Made 0 errors	2-3
1 error	3-2
2 errors	1-1
3+ errors	0-1
Opponent made 0 errors	3-5
1 error	2-2
2 errors	1-0
3+ errors	0-0

INDIVIDUAL BATTING

SPLIT	#, PLAYER, GAME
Most At-Bats	6, Tyler Gentry, 3/29 @ IOW
Most Plate Appearances	6, 3x, last: Tyler Gentry, 3/29 @ IOW
Most Runs	3, 4x, last: Cam Devanney, 4/2 vs. LOU
Most Hits	4, Drew Waters, 4/2 vs. LOU
Most Doubles	1, 17x, last: Nick Loftin, 4/12 @ STP
Most Triples	1, 4x, last: John Rave, 4/12 @ STP
Most Extra-Base Hits	3, Drew Waters, 4/2 vs. LOU
Most Home Runs	2, Cam Devanney, 4/2 vs. LOU
Most Total Bases	10, Drew Waters, 4/2 vs. LOU
Most RBI	5, 2x, last: Drew Waters, 4/2 vs. LOU
Most Stolen Bases	3, Joey Wiemer, 4/8 @ STP
Most Caught Stealing	1, 3x, last: John Rave, 4/11 @ STP
Most Walks	3, 2x, last: Brian O'Keefe, 4/11 @ STP
Most Hit-By-Pitch	1, 6x, last: Nick Loftin, 4/12 @ STP
Most Strikeouts	4, 2x, last: Nick Gordon, 4/11 @ STP
Most Sac Hits	1, 5x, last: Harold Castro, 4/8 @ STP
Most Sac Flies	1, 6x, last: John Rave, 4/10 @ STP
Most GDP	1, 10x, last: Harold Castro, 4/12 @ STP
Most Left On Base	6, 4x, last: Brian O'Keefe, 4/12 @ STP

TEAM BATTING

SPLIT	#, GAME
Most At-Bats, Game	38, 4/6 vs. LOU
Most Plate Appearances, Game	48, 3/29 @ IOW
Most Runs, Game	12, 2x, last: 4/2 vs. LOU
Most Runs, Inning	5, 4/4 vs. LOU
Most Hits, Game	12, 3/29 @ IOW
Most Hits, Inning	3, 6x, last: 4/12 @ STP
Fewest Hits, Game	4, 4/5 vs. LOU
Most Doubles, Game	3, 3/29 @ IOW
Most Triples, Game	1, 4x, last: 4/12 @ STP
Most Extra-Base Hits, Game	6, 4/2 vs. LOU
Most Home Runs, Game	3, 2x, last: 4/2 vs. LOU
Most Home Runs, Inning	1, 15x, last: 4/12 @ STP
Most Total Bases, Game	24, 4/2 vs. LOU
Most RBI, Game	12, 3/29 @ IOW
Most Stolen Bases, Game	6, 4/8 @ STP
Most Caught Stealing, Game	1, 3x, last: 4/11 @ STP
Most Walks, Game	10, 3/29 @ IOW
Most Hit-By-Pitch, Game	1, 6x, last: 4/12 @ STP
Most Strikeouts, Game	15, 2x, last: 4/11 @ STP
Most Sac Hits, Game	2, 3/29 @ IOW
Most Sac Flies, Game	2, 4/4 vs. LOU
Most GDP, Game	2, 2x, last: 4/3 vs. LOU
Most Left On Base, Game	11, 4/4 vs. LOU

TEAM STREAKS

SPLIT	#, GAME
Longest Home Run Streak	5, 3/29-4/4
Longest Winning Streak	3, 4/2-4/4
Longest Losing Streak	3, 4/9-4/11

INDIVIDUAL PITCHING

SPLIT	#, PLAYER, GAME
Most Innings Pitched	6.0, 3x, last: Noah Cameron, 4/8 @ STP
Most Runs Allowed	7, 2x, last: Tyson Guerrero, 4/10 @ STP
Most Hits Allowed	7, 3x, last: Thomas Hatch, 4/9 @ STP
Fewest Hits Allowed, Complete Game	-
Most Earned Runs Allowed	7, Chandler Champlain, 3/29 @ IOW
Most Home Runs Allowed	2, Austin Cox, 4/6 vs. LOU
Most Walks Allowed	4, 2x, last: Chandler Champlain, 4/11 @ STP
Most Hit-By-Pitch	1, 6x, last: Tyson Guerrero, 4/10 @ STP
Most Strikeouts, Reliever	4, 2x, last: Junior Fernández, 4/11 @ STP
Most Strikeouts	11, Luinder Avila, 4/1 vs. LOU

TEAM PITCHING

SPLIT	#, GAME
Most Innings Pitched, Game	10.0, 4/6 vs. LOU
Most Runs Allowed, Game	13, 4/10 @ STP
Most Runs Allowed, Inning	6, 4/10 @ STP
Fewest Runs Allowed, Game	0, 4/8 @ STP
Most Hits Allowed, Game	16, 4/10 @ STP
Most Hits Allowed, Inning	5, 3/29 @ IOW
Fewest Hits Allowed, Game	2, 2x, last: 4/8 @ STP
Most Earned Runs Allowed, Game	9, 4/10 @ STP
Most Doubles Allowed, Game	6, 4/10 @ STP
Most Triples Allowed, Game	1, 4/1 vs. LOU
Most Home Runs Allowed, Game	2, 5x, last: 4/12 @ STP
Most Stolen Bases Allowed, Game	3, 4x, last: 4/11 @ STP
Most Walks Allowed, Game	9, 4/10 @ STP
Fewest Walks Allowed, Game	2, 2x, last: 4/9 @ STP
Most Hit-By-Pitch, Game	2, 4/5 vs. LOU
Most Strikeouts, Game	15, 2x, last: 4/12 @ STP

TEAM MISC

SPLIT	#, GAME
Longest Game, Innings	10, 4/6 vs. LOU
Longest Game, Time (9 Innings)	3:23, 4/10 @ STP
Longest Game, Time (Extra Innings)	2:58, 4/6 vs. LOU
Shortest Game, Time (9+ Innings)	2:14, 4/8 @ STP
Largest Home Crowd	2,571, 4/1 vs. LOU
Largest Road Crowd	7,226, 3/28 @ IOW
Largest Winning Margin	6, 2x, last: 4/4 vs. LOU
Largest Losing Margin	-9, 4/10 @ STP
Largest Comeback Win	5, 3/29 @ IOW
Largest Lead Blown In Loss	2, 4/11 @ STP
Most Games Under .500	2, 1x, last: 4/11 (5-7)
Most Games Over .500	2, 1x, last: 4/4 (4-2)

TEAM FIELDING

SPLIT	#, GAME
Most Errors, Game	3, 4/9 @ STP
Most Double Plays Turned, Game	2, 2x, last: 4/5 vs. LOU

▲ Indicates Storm Chasers Record Tied

* Indicates Storm Chasers Record Set

2025 STATCAST LEADERS (TOP 10)

LONGEST MEASURED HOMER DISTANCE				HIGHEST BATTED BALL EXIT VELOCITY				FASTEST PITCH VELOCITY			
PLAYER	DISTANCE (PITCHER, PITCH)	DATE		PLAYER	EXIT VELO (BATTED BALL TYPE)	DATE		PLAYER	PITCH VELO (PITCH RESULT)	DATE	
1. Harold Castro	420	Andrew Abbott (4-Seam FB)	4/6 vs. LOU	1. Joey Wiemer	109.7	Grounded Into DP	4/2 vs. LOU	1. Junior Fernandez	100.0	Sinker / Foul Ball	4/11 @ STP
2. John Rave	413	Drew Parrish (4-Seam FB)	4/4 vs. LOU	2. Cam Devanney	109.6	Field Out	4/5 vs. LOU	2. Steven Cruz	100.0	4-Seam FB / Foul Ball	4/8 @ STP
3. Luca Tresh	408	Joe La Sorsa (Sinker)	4/1 vs. LOU	3. Cam Devanney	109.6	Single	4/4 vs. LOU	3. Steven Cruz	99.9	4-Seam FB / Called Ball	4/8 @ STP
4. Cam Devanney	408	Lyon Richardson (Slider)	4/2 vs. LOU	4. Joey Wiemer	109.3	Fielders Choice	4/4 vs. LOU	4. Steven Cruz	99.8	4-Seam FB / Called Strike	4/8 @ STP
5. Joey Wiemer	378	Andrew Abbott (Curveball)	4/1 vs. LOU	5. John Rave	108.7	Single	4/11 @ STP	5. Junior Fernandez	99.7	4-Seam FB / Called Ball	4/9 @ STP
6. Harold Castro	377	Jarret Whorff (Cutter)	4/12 @ STP	6. Nelson Velázquez	108.0	Field Out	4/3 vs. LOU	6. Steven Cruz	99.6	4-Seam FB / Called Ball	4/8 @ STP
7. Nelson Velázquez	375	Travis Adams (4-Seam FB)	4/10 @ STP	7. Luca Tresh	107.8	Home Run	4/1 vs. LOU	7. Junior Fernandez	99.5	Sinker / Called Ball	4/9 @ STP
8. Cam Devanney	372	Alan Busenitz (Changeup)	4/3 vs. LOU	8. Brian O'Keefe	107.7	Single	4/2 vs. LOU	8. Junior Fernandez	99.4	4-Seam FB / Foul Ball	4/5 vs. LOU
9. John Rave	335	Andrew Abbott (4-Seam FB)	4/1 vs. LOU	9. Drew Waters	107.5	Double	4/2 vs. LOU	9. Steven Cruz	99.2	4-Seam FB / Foul Ball	4/8 @ STP
10.				10. Cam Devanney	107.5	Home Run	3/29 @ IOW	10. Junior Fernandez	99.1	4-Seam FB / Foul Ball	4/9 @ STP

INDIVIDUAL BATTING

FOR THE STORM CHASERS

SPLIT	PLAYER, GAME
Grand Slam	Luke Maile, 3/29/2025 @ IOW
Pinch-Hit Home Run	Brian O'Keefe, 7/23/2024 @ STP
Pinch-Hit Walk-Off Home Run	-
2 Home Run Game	Cam Devanney, 4/2/2025 vs. LOU
3+ Home Run Game	Ryan McBroom, 3, 6/13/2021 @ STP
2 Home Runs, One Inning	Brett Eibner, 2, 5/12/2016 vs. MEM
Leadoff Home Run	John Rave, 4/4/2025 vs. LOU
Walk-Off Home Run	Cam Devanney, 4/3/2025 vs. LOU
Walk-Off Grand Slam	Jimmy Govern, 5/7/2022 vs. COL
Walk-Off Win	Cam Devanney, 4/3/2025 vs. LOU
5 Hit Game	Rodolfo Durán, 9/3/2024 @ MEM
6+ Hit Game	Matt Diaz, 6, 7/27/2005 @ POR
2 Hits, One Inning	Ryan Fitzgerald, 8/10/2024 vs. IOW
5 RBI Game	Drew Waters, 4/2/2025 vs. LOU
6 RBI Game	Cam Devanney, 8/31/2024 vs. STP
7 RBI Game	Drew Waters, 4/11/2024 vs. GWN
8 RBI Game	Jimmy Paredes, 5/12/2014 vs. NEW
9+ RBI Game	Brett Eibner, 9, 4/9/2014 vs. MEM
Steal of Home	Nate Eaton, 6/15/2024 @ TOL
3+ Stolen Base Game	Joey Wiemer, 3, 4/8/2025 @ STP

AGAINST THE STORM CHASERS

SPLIT	PLAYER, GAME
Grand Slam	Will Robertson, 8/25/2024 @ BUF
Pinch-Hit Home Run	Brendt Citta, 9/11/2022 vs. IND
Pinch-Hit Walk-Off Home Run	Isaac Galloway, 4/13/2019 vs. NO (G2)
2 Home Run Game	Jace Jung, 7/12/2024 vs. TOL
3+ Home Run Game	Jhonkensy Noel, 3, 5/22/2024 vs. COL
2 Home Runs, One Inning	-
Leadoff Home Run	Tyler Callihan, 4/2/2025 vs. LOU
Walk-Off Home Run	Chase Strumpf, 7/5/2024 @ IOW
Walk-Off Grand Slam	Will Middlebrooks, 6/18/2016 @ COL
Walk-Off Win	Brady House, 7/31/2024 @ ROC
5 Hit Game	P.J. Higgins, 9/5/2023 @ IOW
6+ Hit Game	-
2 Hits, One Inning	Miles Mastrobuoni, 8/10/2023 vs. IOW
5 RBI Game	Hernán Pérez, 8/25/2023 vs. STP
6 RBI Game	Luis Vázquez, 8/9/2023 vs. IOW
7 RBI Game	Chase Strumpf, 8/9/2023 vs. IOW
8 RBI Game	Adolis García, 7/21/2019 vs. MEM
9+ RBI Game	-
Steal of Home	Noelvi Marte, 4/5/2025 vs. LOU
3+ Stolen Base Game	J.P. Martínez, 3, 4/12/2024 vs. GWN

TEAM BATTING

FOR THE STORM CHASERS

SPLIT	GAME
4 Home Run Game	7/27/2024 @ STP
5 Home Run Game	7/9/2024 vs. TOL
6 Home Run Game	6/4/2019 vs. ABQ
7+ Home Run Game	7, 6/30/2024 @ COL
3 Home Runs, One Inning	8/10/2024 vs. IOW
4+ Home Runs, One Inning	4, 5/21/2021 @ IOW

AGAINST THE STORM CHASERS

SPLIT	GAME
4 Home Run Game	7/30/2024 @ ROC
5 Home Run Game	5/22/2024 vs. COL
6 Home Run Game	7/12/2024 vs. TOL
7+ Home Run Game	7, 8/9/2023 vs. IOW
3 Home Runs, One Inning	7/28/2023 @ COL
4+ Home Runs, One Inning	4, 8/9/2023 vs. IOW

INDIVIDUAL PITCHING

FOR THE STORM CHASERS

SPLIT	PLAYER, GAME
No-Hitter	-
Complete Game	Arnaldo Hernandez, 9.0, 8/15/2018 vs. OKC
Complete Game, 1-Hitter	Luis Mendoza, 9.0, 7/18/2011 @ MEM
Complete Game, 2-Hitter	Arnaldo Hernandez, 7.0, 7/21/2018 vs. RR
Complete Game Shutout	Jake Kalish, 7.0, 7/2/2018 vs. NAS
10+ Strikeout Game	Luinder Avila, 11, 4/1/2025 vs. LOU
15+ Strikeout Game	-
4+ Strikeouts In An Inning	Walter Pennington, 4, 8/22/2023 vs. STP

AGAINST THE STORM CHASERS

SPLIT	PLAYER, GAME
No-Hitter	Dustin Nippert, 7.0, 6/29/2008 vs. OKL
Complete Game	Daniel Ponce de Leon, 9.0, 7/15/2018 vs. MEM
Complete Game, 1-Hitter	Daniel Ponce de Leon, 9.0, 7/15/2018 vs. MEM
Complete Game, 2-Hitter	Michael McGreevy, 7.0, 9/5/2024 @ MEM (G2)
Complete Game Shutout	Doug Nikhazy, 7.0, 6/28/2024 @ COL (G2)
10+ Strikeout Game	Michael McGreevy, 10, 9/5/2024 @ MEM (G2)
15+ Strikeout Game	-
4+ Strikeouts In An Inning	Eric Hull, 4, 8/4/2007 vs. LV

[illegible]

Storm Chasers Position Production													
	Avg	AB	H	TB	2B	3B	HR	RBI	BB	SO	OBP	SLG	OPS
C	.217	46	10	16	0	0	2	6	7	15	.333	.348	.681
1B	.143	42	6	8	2	0	0	1	9	16	.294	.190	.484
2B	.217	46	10	11	1	0	0	3	6	16	.302	.239	.541
3B	.295	44	13	17	4	0	0	5	11	12	.446	.386	.832
SS	.356	45	16	37	3	0	6	14	5	13	.453	.822	1.275
LF	.283	53	15	29	2	3	2	8	6	13	.344	.547	.891
CF	.216	51	11	21	2	1	2	12	6	15	.305	.412	.717
RF	.200	45	9	19	1	0	3	7	9	13	.327	.422	.749
DH	.196	46	9	11	2	0	0	4	6	20	.283	.239	.522

Storm Chasers Batting Order Production													
	Avg	AB	H	TB	2B	3B	HR	RBI	BB	SO	OBP	SLG	OPS
1st	.327	52	17	31	4	2	2	8	7	14	.400	.596	.996
2nd	.346	52	18	32	3	1	3	16	8	12	.426	.615	1.041
3rd	.156	45	7	8	1	0	0	3	12	11	.339	.178	.517
4th	.133	45	6	10	1	0	1	4	9	13	.304	.222	.526
5th	.289	45	13	20	4	0	1	5	6	15	.377	.444	.821
6th	.163	49	8	17	0	0	3	9	6	16	.255	.347	.602
7th	.182	44	8	10	0	1	0	3	8	16	.296	.227	.523
8th	.196	46	9	13	1	0	1	3	4	20	.260	.283	.543
9th	.318	44	14	29	3	0	4	9	5	16	.412	.659	1.071

OUTFIELD ASSIST LOG (1)										BY PLAYER		
#	OUTFIELDER	POS.	ARM (MPH)	GAME	INNING	BASE	PITCHER	BATTER	RUNNER OUT	PLAY		
1.	Nelson Velázquez	RF	98.1	4/9 @ St. Paul	8	2nd	Evan Sisk	Austin Martin	Emmanuel Rodriguez	Martin singles, Rodriguez out at 2nd (9-3)	Nelson Velázquez	1 RF

2025 STORM CHASER QUALITY STARTS (2)

STARTER (# IN 2025)	GAME	DEC	IP	H	R	ER	HR	HB	BB	IBB	SO	WP	BK	GIDP	TBF	% K/BF	NP-S	S%	FPS	FPS%	P/IP	CATCHER
1. Luinder Avila (1)	4/6 vs. Louisville	-	6.0	6	2	2	0	0	2	0	5	0	1	0	25	20.0%	81 - 52	64.20%	15	60.00%	13.50	Tresh
2. Noah Cameron (1)	4/8 @ St. Paul	W	6.0	2	0	0	0	0	1	0	5	0	0	0	21	23.8%	78 - 50	64.10%	10	47.62%	13.00	O'Keefe

2025 REHAB ASSIGNMENTS WITH OMAHA (0)

HITTING (0)

PLAYER	INJURY	DATES	AVG	G	AB	R	H	TB	2B	3B	HR	RBI	BB	IBB	SO	SB	CS	OBP	SLG	OPS	PA	SAC	SF	HBP	GIDP
--------	--------	-------	-----	---	----	---	---	----	----	----	----	-----	----	-----	----	----	----	-----	-----	-----	----	-----	----	-----	------

PITCHING (0)

PLAYER	INJURY	DATES	W	L	ERA	G	GS	CG	SHO	GF	HLD	SV	SVO	IP	H	R	ER	HR	HB	BB	IBB	SO	AVG	WP	BK	GIDP	TBF
--------	--------	-------	---	---	-----	---	----	----	-----	----	-----	----	-----	----	---	---	----	----	----	----	-----	----	-----	----	----	------	-----

2025 STORM CHASER AWARD WINNERS (2)

INTERNATIONAL LEAGUE PLAYER OF THE WEEK (1)

PLAYER	DATES	AVG	G	AB	PA	R	H	TB	2B	3B	HR	RBI	BB	IBB	SO	SB	CS	OBP	SLG	OPS	SAC	SF	HBP	GDP
Drew Waters	March 31 - April 6	.526	5	19	23	5	10	20	2	1	2	7	4	0	4	2	0	.609	1.053	1.662	0	0	0	0

INTERNATIONAL LEAGUE PITCHER OF THE WEEK (1)














































PLAYER	DATES	W	L	ERA	G	GS	CG	SHO	GF	HLD	SV	SVO	IP	H	R	ER	HR	HB	BB	IBB	SO	WHIP	AVG	WP	BK	GDP
Tyson Guerrero	March 31 - April 6	1	0	0.00	1	1	0	0	0	0	0	0	5.0	0	0	0	0	0	0	0	7	0.00	.000	0	0	0







INTERNATIONAL LEAGUE PLAYER OF THE MONTH (0)

PLAYER	DATES	AVG	G	AB	PA	R	H	TB	2B	3B	HR	RBI	BB	IBB	SO	SB	CS	OBP	SLG	OPS	SAC	SF	HBP	GDP
--------	-------	-----	---	----	----	---	---	----	----	----	----	-----	----	-----	----	----	----	-----	-----	-----	-----	----	-----	-----













INTERNATIONAL LEAGUE PITCHER OF THE MONTH (0)

PLAYER	DATES	W	L	ERA	G	GS	CG	SHO	GF	HLD	SV	SVO	IP	H	R	ER	HR	HB	BB	IBB	SO	WHIP	AVG	WP	BK	GDP
--------	-------	---	---	-----	---	----	----	-----	----	-----	----	-----	----	---	---	----	----	----	----	-----	----	------	-----	----	----	-----

														OMAHA				OPPONENT				
GM #	MARCH	OPPONENT	SCORE	RECORD	STANDINGS, LG		WIN	LOSS	SAVE	TEMP.	1ST PITCH	TIME	ATT.	HOME ATT.	R	H	E	LO	R	H	E	LO
1.	3/28	 @ Iowa	L, 6-3	0 - 1	^T 11TH	-1.0	B. Kriske (1-0)	T. Guerrero (0-1)	D. Palencia (1)	78°	7:10 PM	2:29	7,226		3	5	0	6	6	10	1	6
2.	3/29	 @ Iowa	W, 12-7	1 - 1	^T 9TH	-1.0	J. Bowlan (1-0)	B. Hughes (0-1)	-	68°	3:08 PM	2:49	3,708		12	12	1	9	7	10	0	6
3.	3/30	 @ Iowa	Postponed: Inclement Weather (Make up TBD)																			
														OMAHA				OPPONENT				
GM #	APRIL	OPPONENT	SCORE	RECORD	STANDINGS, LG		WIN	LOSS	SAVE	TEMP.	1ST PITCH	TIME	ATT.	HOME ATT.	R	H	E	LO	R	H	E	LO
3.	4/1	 LOUISVILLE	L, 7-3	1 - 2	^T 13TH	-2.5	A. Busenitz (1-0)	S. Cruz (0-1)	-	51°	6:36 PM	2:56	2,571	2,571	3	7	2	9	7	8	0	8
4.	4/2	 LOUISVILLE	W, 12-6	2 - 2	^T 10TH	-1.5	N. Cameron (1-0)	C. Petty (0-1)	-	47°	12:06 PM	2:38	1,538	4,109	12	11	2	4	6	7	1	9
5.	4/3	 LOUISVILLE	W, 5-3	3 - 2	^T 5TH	-0.5	J. Fernandez (1-0)	A. Busenitz (1-1)	-	54°	6:36 PM	2:51	1,619	5,728	5	9	0	5	3	7	2	6
6.	4/4	 LOUISVILLE	W, 8-2	4 - 2	5TH	-0.5	T. Guerrero (1-1)	D. Parrish (0-1)	-	50°	6:37 PM	2:29	1,144	6,872	8	9	1	11	2	2	1	4
7.	4/5	 LOUISVILLE	L, 4-0	4 - 3	8TH	-1.5	A. Wilkerson (1-1)	C. Champlain (0-1)	-	45°	2:05 PM	2:27	1,413	8,285	0	4	0	6	4	8	0	8
8.	4/6	 LOUISVILLE	L, 7-5 (10)	4 - 4	10TH	-2.5	L. Richardson (1-0)	A. Cox (0-1)	-	55°	2:05 PM	2:58	2,002	10,287	5	9	0	9	7	15	1	12
9.	4/8	 @ St. Paul	W, 3-0	5 - 4	9TH	-2.5	N. Cameron (2-0)	Z. Matthews (1-1)	S. Cruz (1)	49°	6:39 PM	2:14	2,889		3	6	0	8	0	2	0	5
10.	4/9	 @ St. Paul	L, 3-2	5 - 5	^T 10TH	-3.5	C. Lewis (1-0)	J. Fernandez (1-1)	A. Misiewicz (1)	60°	6:40 PM	2:24	2,909		2	6	3	5	3	10	0	9
11.	4/10	 @ St. Paul	L, 13-4	5 - 6	^T 10TH	-4.5	K. Funderburk (1-0)	T. Guerrero (1-2)	-	46°	6:39 PM	3:23	2,962		13	16	0	1	4	7	1	0
12.	4/11	 @ St. Paul	L, 6-4	5 - 7	^T 14TH	-5.0	A. Speas (1-0)	T. Clarke (0-1)	K. Bischoff (1)	56°	6:38 PM	2:48	3,516		4	5	1	6	6	9	0	6
13.	4/12	 @ St. Paul	W, 7-5	6 - 7	^T 10TH	-4.5	A. Cox (1-1)	J. Whorff (0-1)	E. Sisk (1)	64°	2:08 PM	2:47	4,452		7	10	1	5	5	7	0	6
14.	4/13	 @ St. Paul									2:07 PM CT											
15.	4/15	 NORFOLK									12:05 PM CT											
16.	4/16	 NORFOLK									11:05 AM CT											
17.	4/17	 NORFOLK									6:35 PM CT											
18.	4/18	 NORFOLK									6:35 PM CT											
19.	4/19	 NORFOLK									2:05 PM CT											
20.	4/20	 NORFOLK									2:05 PM CT											
21.	4/22	 @ Toledo									5:35 PM CT											
22.	4/23	 @ Toledo									5:35 PM CT											
23.	4/24	 @ Toledo									5:35 PM CT											
24.	4/25	 @ Toledo									6:05 PM CT											
25.	4/26	 @ Toledo									4:05 PM CT											
26.	4/27	 @ Toledo									1:05 PM CT											
27.	4/29	 INDIANAPOLIS									11:05 AM CT											
28.	4/30	 INDIANAPOLIS									6:35 PM CT											
														OMAHA				OPPONENT				
GM #	MAY	OPPONENT	SCORE	RECORD	STANDINGS, LG		WIN	LOSS	SAVE	TEMP.	1ST PITCH	TIME	ATT.	HOME ATT.	R	H	E	LO	R	H	E	LO
29.	5/1	 INDIANAPOLIS									6:35 PM CT											
30.	5/2	 INDIANAPOLIS									6:35 PM CT											
31.	5/3	 INDIANAPOLIS									6:35 PM CT											
32.	5/4	 INDIANAPOLIS									2:05 PM CT											
33.	5/6	 @ Louisville									5:05 PM CT											
34.	5/7	 @ Louisville									10:05 AM CT											
35.	5/8	 @ Louisville									5:35 PM CT											
36.	5/9	 @ Louisville									6:15 PM CT											
37.	5/10	 @ Louisville									6:15 PM CT											
38.	5/11	 @ Louisville									12:05 PM CT											
39.	5/13	 COLUMBUS									6:35 PM CT											
40.	5/14	 COLUMBUS									6:35 PM CT											
41.	5/15	 COLUMBUS									6:35 PM CT											
42.	5/16	 COLUMBUS									7:05 PM CT											
43.	5/17	 COLUMBUS									7:05 PM CT											
44.	5/18	 COLUMBUS									2:05 PM CT											
45.	5/20	@ Salt Lake									7:35 PM CT											
46.	5/21	@ Salt Lake									7:35 PM CT											
47.	5/22	@ Salt Lake									7:35 PM CT											
48.	5/23	@ Salt Lake									7:35 PM CT											
49.	5/24	@ Salt Lake									7:35 PM CT											
50.	5/25	@ Salt Lake									1:05 PM CT											
51.	5/27	ST. PAUL									6:35 PM CT											
52.	5/28	ST. PAUL									6:35 PM CT											
53.	5/29	ST. PAUL									6:35 PM CT											
54.	5/30	ST. PAUL									6:35 PM CT											
55.	5/31	ST. PAUL									6:05 PM CT											
														OMAHA				OPPONENT				
GM #	JUNE	OPPONENT	SCORE	RECORD	STANDINGS, LG		WIN	LOSS	SAVE	TEMP.	1ST PITCH	TIME	ATT.	HOME ATT.	R	H	E	LO	R	H	E	LO
56.	6/1	ST. PAUL									5:05 PM CT											
57.	6/3	IOWA									7:05 PM CT											
58.	6/4	IOWA									7:05 PM CT											
59.	6/5	IOWA									7:05 PM CT											
60.	6/6	IOWA									7:05 PM CT											
61.	6/7	IOWA									6:05 PM CT											
62.	6/8	IOWA									5:05 PM CT											
63.	6/10	@ Toledo									6:05 PM CT											
64.	6/11	@ Toledo									6:05 PM CT											
65.	6/12	@ Toledo									6:05 PM CT											
66.	6/13	@ Toledo									6:05 PM CT											
67.	6/14	@ Toledo									6:05 PM CT											
68.	6/15	@ Toledo									1:05 PM CT											
69.	6/17	DURHAM									12:05 PM CT											
70.	6/18	DURHAM									7:05 PM CT											
71.	6/19	DURHAM									7:05 PM CT											
72.	6/20	DURHAM									7:05 PM CT											
73.	6/21	DURHAM									6:05 PM CT											
74.	6/22	DURHAM									5:05 PM CT											

GM #	JUNE	OPPONENT	SCORE	RECORD	STANDINGS, LG	WIN	LOSS	SAVE	TEMP.	1ST PITCH	TIME	ATT.	HOME ATT.	OMAHA				OPPONENT			
														R	H	E	LO	R	H	E	LO
76.	6/24	 @ Indianapolis								6:05 PM CT											
77.	6/25	 @ Indianapolis								12:35 PM CT											
78.	6/26	 @ Indianapolis								6:05 PM CT											
79.	6/27	 @ Indianapolis								6:05 PM CT											
80.	6/28	 @ Indianapolis								6:05 PM CT											
81.	6/29	 @ Indianapolis								12:35 PM CT											

[illegible]**ALL-STAR BREAK (JULY 14-17)**




























ALL STAR BREAK (JULY 14-17)				
94.	7/18		@ Buffalo	5:35 PM CT
95.	7/19		@ Buffalo	5:35 PM CT
96.	7/20		@ Buffalo	12:05 PM CT
97.	7/22		@ Syracuse	5:35 PM CT
98.	7/23		@ Syracuse	5:35 PM CT
99.	7/24		@ Syracuse	5:35 PM CT
100.	7/25		@ Syracuse	5:35 PM CT
101.	7/26		@ Syracuse	5:35 PM CT
102.	7/27		@ Syracuse	12:05 PM CT
103.	7/29		LOUISVILLE	7:05 PM CT
104.	7/30		LOUISVILLE	12:05 PM CT
105.	7/31		LOUISVILLE	7:05 PM CT

[illegible][illegible]

HITTING

SERIES	OPPONENT	DATES	AVG	G	AB	R	H	TB	2B	3B	HR	RBI	BB	IBB	SO	SB	CS	OBP	SLG	OPS	PA	SAC	SF	HBP	GIDP
SERIES 1	@ Iowa	3/28 - 3/30	.258	2	66	15	17	27	4	0	2	14	14	0	25	9	0	.390	.409	.799	84	2	1	1	0
SERIES 2	LOUISVILLE	4/1 - 4/6	.250	6	196	33	49	94	8	2	11	27	30	0	53	5	1	.353	.480	.833	234	2	3	3	7
SERIES 3	@ St. Paul	4/8 - 4/13																							
SERIES 4	NORFOLK	4/15 - 4/20																							
SERIES 5	@ Toledo	4/22 - 4/27																							
SERIES 6	INDIANAPOLIS	4/29 - 5/4																							
SERIES 7	@ Louisville	5/6 - 5/11																							
SERIES 8	COLUMBUS	5/13 - 5/18																							
SERIES 9	@ Salt Lake	5/20 - 5/25																							
SERIES 10	ST. PAUL	5/27 - 6/1																							
SERIES 11	IOWA	6/3 - 6/8																							
SERIES 12	@ Toledo	6/10 - 6/15																							
SERIES 13	DURHAM	6/17 - 6/22																							
SERIES 14	@ Indianapolis	6/24 - 6/29																							
SERIES 15	@ Iowa	7/1 - 7/3																							
SERIES 16	IOWA	7/4 - 7/6																							
SERIES 17	TOLEDO	7/8 - 7/13																							
SERIES 18	@ Buffalo	7/18 - 7/20																							
SERIES 19	@ Syracuse	7/22 - 7/27																							
SERIES 20	LOUISVILLE	7/29 - 8/3																							
SERIES 21	@ Indianapolis	8/5 - 8/10																							
SERIES 22	ST. PAUL	8/12 - 8/17																							
SERIES 23	@ Columbus	8/19 - 8/24																							
SERIES 24	LEHIGH VALLEY	8/26 - 8/31																							
SERIES 25	@ Iowa	9/2 - 9/7																							
SERIES 26	CHARLOTTE	9/9 - 9/14																							
SERIES 27	@ Columbus	9/16 - 9/21																							

PITCHING




























SERIES	OPPONENT	DATES	W	L	ERA	G	GS	CG	SHO	GF	HLD	SV	SVO	IP	H	R	ER	HR	HB	BB	IBB	SO	AVG	WP	BK	GIDP
SERIES 1	 @ Iowa	3/28 - 3/30	1	1	6.88	2	2	0	0	2	0	0	0	17.0	20	13	13	3	1	7	0	18	.294	1	0	2
SERIES 2	 LOUISVILLE	4/1 - 4/6	3	3	4.09	6	6	0	0	6	2	0	3	55.0	47	29	25	4	4	26	0	62	.226	6	1	2
SERIES 3	 @ St. Paul	4/8 - 4/13																								
SERIES 4	 NORFOLK	4/15 - 4/20																								
SERIES 5	 @ Toledo	4/22 - 4/27																								
SERIES 6	 INDIANAPOLIS	4/29 - 5/4																								
SERIES 7	 @ Louisville	5/6 - 5/11																								
SERIES 8	 COLUMBUS	5/13 - 5/18																								
SERIES 9	 @ Salt Lake	5/20 - 5/25																								
SERIES 10	 ST. PAUL	5/27 - 6/1																								
SERIES 11	 IOWA	6/3 - 6/8																								
SERIES 12	 @ Toledo	6/10 - 6/15																								
SERIES 13	 DURHAM	6/17 - 6/22																								
SERIES 14	 @ Indianapolis	6/24 - 6/29																								
SERIES 15	 @ Iowa	7/1 - 7/3																								
SERIES 16	 IOWA	7/4 - 7/6																								
SERIES 17	 TOLEDO	7/8 - 7/13																								
SERIES 18	 @ Buffalo	7/18 - 7/20																								
SERIES 19	 @ Syracuse	7/22 - 7/27																								
SERIES 20	 LOUISVILLE	7/29 - 8/3																								
SERIES 21	 @ Indianapolis	8/5 - 8/10																								
SERIES 22	 ST. PAUL	8/12 - 8/17																								
SERIES 23	 @ Columbus	8/19 - 8/24																								
SERIES 24	 LEHIGH VALLEY	8/26 - 8/31																								
SERIES 25	 @ Iowa	9/2 - 9/7																								
SERIES 26	 CHARLOTTE	9/9 - 9/14																								
SERIES 27	 @ Columbus	9/16 - 9/21																								

SERIES WINS: 0 (0 at Home, 0 on Road)




























SERIES LOSSES: 0 (0 at Home, 0 on Road)

SERIES SPLITS: 2 (1 at Home, 1 on Road)

STARTING PITCHERS

SERIES	OPPONENT	DATES	W	L	ERA	G	CG	SHO	IP	H	R	ER	2B	3B	HR	TB	BB	IBB	SO	WHIP	AVG	HBP	WP	BK	GDP	K/BB	NP	NS	TBF
SERIES 1	 @ Iowa	3/28 - 3/30	0	1	14.14	2	0	0	7.0	14	11	11	3	0	2	23	5	0	10	2.71	.424	1	1	0	0	2.00	147	82	39
SERIES 2	 LOUISVILLE	4/1 - 4/6	2	1	2.48	6	0	0	32.2	18	10	9	2	0	2	26	9	0	39	0.83	.161	1	0	1	2	4.33	452	297	123
SERIES 3	 @ St. Paul	4/8 - 4/13																											
SERIES 4	 NORFOLK	4/15 - 4/20																											
SERIES 5	 @ Toledo	4/22 - 4/27																											
SERIES 6	 INDIANAPOLIS	4/29 - 5/4																											
SERIES 7	 @ Louisville	5/6 - 5/11																											
SERIES 8	 COLUMBUS	5/13 - 5/18																											
SERIES 9	 @ Salt Lake	5/20 - 5/25																											
SERIES 10	 ST. PAUL	5/27 - 6/1																											
SERIES 11	 IOWA	6/3 - 6/8																											
SERIES 12	 @ Toledo	6/10 - 6/15																											
SERIES 13	 DURHAM	6/17 - 6/22																											
SERIES 14	 @ Indianapolis	6/24 - 6/29																											
SERIES 15	 @ Iowa	7/1 - 7/3																											
SERIES 16	 IOWA	7/4 - 7/6																											
SERIES 17	 TOLEDO	7/8 - 7/13																											
SERIES 18	 @ Buffalo	7/18 - 7/20																											
SERIES 19	 @ Syracuse	7/22 - 7/27																											
SERIES 20	 LOUISVILLE	7/29 - 8/3																											
SERIES 21	 @ Indianapolis	8/5 - 8/10																											
SERIES 22	 ST. PAUL	8/12 - 8/17																											
SERIES 23	 @ Columbus	8/19 - 8/24																											
SERIES 24	 LEHIGH VALLEY	8/26 - 8/31																											
SERIES 25	 @ Iowa	9/2 - 9/7																											
SERIES 26	 CHARLOTTE	9/9 - 9/14																											
SERIES 27	 @ Columbus	9/16 - 9/21																											

RELIEVERS

SERIES	OPPONENT	DATES	W	L	ERA	G	HLD	SV	SVO	IP	H	R	ER	2B	3B	HR	TB	BB	IBB	SO	WHIP	AVG	HBP	WP	BK	GDP	K/BB	NP	NS	TBF	IR	IRS
SERIES 1	 @ Iowa	3/28 - 3/30	1	0	1.80	2	0	0	0	10.0	6	2	2	2	0	1	11	2	0	8	0.80	.171	0	0	0	2	4.00	125	87	37	4	0
SERIES 2	 LOUISVILLE	4/1 - 4/6	1	2	6.45	6	2	0	3	22.1	29	19	16	7	1	2	44	17	0	23	2.06	.302	3	6	0	0	1.35	457	117	10	5	
SERIES 3	 @ St. Paul	4/8 - 4/13																														
SERIES 4	 NORFOLK	4/15 - 4/20																														
SERIES 5	 @ Toledo	4/22 - 4/27																														
SERIES 6	 INDIANAPOLIS	4/29 - 5/4																														
SERIES 7	 @ Louisville	5/6 - 5/11																														
SERIES 8	 COLUMBUS	5/13 - 5/18																														
SERIES 9	 @ Salt Lake	5/20 - 5/25																														
SERIES 10	 ST. PAUL	5/27 - 6/1																														
SERIES 11	 IOWA	6/3 - 6/8																														
SERIES 12	 @ Toledo	6/10 - 6/15																														
SERIES 13	 DURHAM	6/17 - 6/22																														
SERIES 14	 @ Indianapolis	6/24 - 6/29																														
SERIES 15	 @ Iowa	7/1 - 7/3																														
SERIES 16	 IOWA	7/4 - 7/6																														
SERIES 17	 TOLEDO	7/8 - 7/13																														
SERIES 18	 @ Buffalo	7/18 - 7/20																														
SERIES 19	 @ Syracuse	7/22 - 7/27																														
SERIES 20	 LOUISVILLE	7/29 - 8/3																														
SERIES 21	 @ Indianapolis	8/5 - 8/10																														
SERIES 22	 ST. PAUL	8/12 - 8/17																														
SERIES 23	 @ Columbus	8/19 - 8/24																														
SERIES 24	 LEHIGH VALLEY	8/26 - 8/31																														
SERIES 25	 @ Iowa	9/2 - 9/7																														
SERIES 26	 CHARLOTTE	9/9 - 9/14																														
SERIES 27	 @ Columbus	9/16 - 9/21																														

2025 STORM CHASERS BY MONTH

HITTING

MONTH	AVG	G	AB	R	H	TB	2B	3B	HR	RBI	BB	IBB	SO	SB	CS	OBP	SLG	OPS	SAC	SF	HBP	GIDP	LOB
MARCH	.258	2	66	15	17	27	4	0	2	14	14	0	25	9	0	.390	.409	.799	2	1	1	0	15
APRIL	.233	11	356	53	83	143	13	4	13	46	51	0	108	17	3	.333	.402	.735	3	5	5	10	75
MAY																							
JUNE																							
JULY																							
AUGUST																							
SEPTEMBER																							
TOTAL	.237	13	422	68	100	170	17	4	15	60	65	0	133	26	3	.343	.403	.746	5	6	6	10	90

PITCHING

MONTH	W	L	ERA	G	GS	CG	SHO	GF	HLD	SV	SVO	IP	H	R	ER	HR	HB	BB	SO	WP	BK	WHIP	AVG
MARCH	1	1	6.88	2	2	0	0	2	0	0	0	17.0	20	13	13	3	1	7	18	1	0	1.59	.294
APRIL	5	6	4.45	11	11	0	1	11	6	2	5	97.0	91	56	48	10	5	49	118	6	1	1.44	.243
MAY																							
JUNE																							
JULY																							
AUGUST																							
SEPTEMBER																							
TOTAL	6	7	4.82	13	13	0	1	13	6	2	5	114.0	111	69	61	13	6	56	136	7	1	1.46	.251

STARTING PITCHERS

MONTH	W	L	ERA	G	GS	CG	SHO	QS	IP	H	R	ER	HR	HBP	BB	SO	WP	BK	WHIP	AVG	TBF	BR	BRS
MARCH	0	1	14.14	2	2	0	0	0	7.0	14	11	11	2	1	5	10	1	0	2.71	.424	39	3	0
APRIL	3	2	3.83	11	11	0	0	2	51.2	42	27	22	5	2	21	60	0	1	1.22	.220	215	9	5
MAY																							
JUNE																							
JULY																							
AUGUST																							
SEPTEMBER																							
TOTAL	3	3	5.06	13	13	0	0	2	58.2	56	38	33	7	3	26	70	1	1	1.40	.250	254	12	5

RELIEF PITCHERS

MONTH	W	L	ERA	G	GF	HLD	SV	SVO	IP	H	R	ER	HR	HBP	BB	SO	WP	BK	WHIP	AVG	TBF	IR	IRS
MARCH	1	0	1.80	2	2	0	0	0	10.0	6	2	2	1	0	2	8	0	0	0.8	.171	37	4	0
APRIL	2	4	5.16	11	11	6	2	5	45.1	49	29	26	5	3	28	58	6	0	1.70	.268	218	23	11
MAY																							
JUNE																							
JULY																							
AUGUST																							
SEPTEMBER																							
TOTAL	3	4	4.55	13	13	6	2	5	55.1	55	31	28	6	3	30	66	6	0	1.54	.252	255	27	11

2025 STORM CHASERS BY HALF

HITTING

[illegible]

PITCHING

[illegible]

STARTING PITCHERS

[illegible]

RELIEF PITCHERS

[illegible]

#	PITCHERS	ACTIVE DATES	CURRENT TEAM (IF NOT OMAHA)
25	Luinder Avila	3/28-	
62	Jonathan Bowlan	3/28-	
52	Noah Cameron	3/28-	
63	Eric Cerantola	4/8-	
56	Chandler Champlain	3/28-	
45	Taylor Clarke	3/28-	
54	Austin Cox	3/28-	
46	Steven Cruz	3/28-4/10	KANSAS CITY ROYALS
40	Junior Fernandez	3/28-	
16	Tyson Guerrero	3/28-	
37	Thomas Hatch	3/28-	
57	Andrew Hoffmann	3/28-	
47	Cruz Noriega	3/28-	
43	Anthony Simonelli	3/28-	
22	Evan Sisk	3/28-4/12	KANSAS CITY ROYALS
58	Jacob Wallace	3/28-4/6 , 4/11-	
#	CATCHERS	ACTIVE DATES	CURRENT TEAM (IF NOT OMAHA)
60	Luke Maile	3/28-	
33	Brian O'Keefe	3/28-	
11	Luca Tresh	3/28-	
#	INFIELDERS	ACTIVE DATES	CURRENT TEAM (IF NOT OMAHA)
1	Harold Castro	3/28-	
24	Cam Devanney	3/28-	
0	Nick Gordon	4/8-	
14	Jordan Groshans	3/31-4/6	Northwest Arkansas (AA)
12	Nick Loftin	3/28-	
32	Nick Pratto	3/28-	
3	Tyler Tolbert	3/28-3/30	KANSAS CITY ROYALS
#	OUTFIELDERS	ACTIVE DATES	CURRENT TEAM (IF NOT OMAHA)
28	Tyler Gentry	3/28-	
2	John Rave	3/28-	
17	Nelson Velázquez	3/28-	
8	Drew Waters	3/28-4/8	KANSAS CITY ROYALS
19	Joey Wiemer	3/28-	

Active Players in Bold

Rehab Appearances in Red

OMAHA FRANCHISE RETIRED NUMBERS

5	GEORGE BRETT – Omaha Royals Infielder (1973-1974)	Number Retired Across Royals Organization
10	DICK HOWSER – Kansas City Royals Manager (1981-1987)	Number Retired Across Royals Organization
20	FRANK WHITE – Omaha Royals Infielder (1973)	Number Retired Across Royals Organization
23	MIKE JIRSCHELE – Omaha Manager (1995-1997, 2003-2013, 2023-Present)	
27	BRIAN POLDBERG – Omaha Manager (2014-2021)	
31	JACK MCKEON – Inaugural Omaha Manager (1969-1973)	
42	JACKIE ROBINSON – First Black player in MLB history	Number Retired Across Baseball

QUICK FACTS	
GENERAL INFORMATION	
Location.....	Papillion, Nebraska
Founded.....	2011 (1969-2010: Omaha Royals/Golden Spikes)
Colors.....	Royal Blue (PMS 288), Gold (PMS 872), Light Blue (PMS 292)
League.....	International League (Since 2021)
Ownership.....	Diamond Baseball Holdings (Since 2024)
President.....	Martie Cordaro
TEAM INFORMATION	
2024 Overall Record.....	89-59 (.601 / 1 st in IL)
2024 1st Half Record.....	49-24 (.671 / 1 st in IL)
2024 2nd Half Record.....	40-35 (.533 / 6 th in IL)
Overall Franchise Record.....	3,922-3,894 (.502)
Storm Chasers Record (2011-Pres.).....	947-914 (.509)
Home Record (Werner Park).....	496-434 (.533)
International League Record (2021-Pres.).....	307-277 (.525)
Franchise Playoff Record.....	57-56 (.504)
STADIUM INFORMATION	
Facility.....	Werner Park (Since November 11, 2010)
Year Opened.....	2011
First Storm Chasers Game.....	April 16, 2011 vs. Nashville Sounds
Capacity.....	9,023 (6,254 Fixed Seats)
Dimensions.....	LF 310, CF 402, RF 315
FIELD AND SUPPORT STAFF	
Manager.....	#23 Mike Jirscbele (17 th Year in Omaha, 34 th with KC)
All Time Managerial Record.....	1,376-1,277 (.518)
Managerial Record with Omaha.....	1,158-1,161 (.499)
Pitching Coach.....	Dane Johnson (6 th Year in Omaha, 6 th with KC)
Asst. Pitching Coach.....	Dave Lundquist (2 nd Year in Omaha, 2 nd with KC)
Hitting Coach.....	Bijan Rademacher (3 rd Year in Omaha, 3 rd with KC)
Bench/Asst. Hitting Coach.....	#51 Darin Everson (1 st Year in Omaha, 1 st with KC)
Bench/1st Base Coach.....	#13 Pat Osborn (1 st Year in Omaha, 1 st with KC)
Athletic Trainer.....	James Stone (7 th Year in Omaha, 16 th with KC)
Strength & Conditioning.....	Amanda Gallone (1 st Year in Omaha, 1 st with KC)
Clubhouse Coordinator.....	Mike Brown (17 th Year in Omaha, 17 th with KC)

ROSTER BREAKDOWN	
Age 23.....	1
Age 24.....	1
Age 25.....	4
Age 26.....	5
Age 27.....	3
Age 28.....	3
Age 29.....	1
Age 30.....	1
Age 31.....	3
Age 32.....	0
Age 33.....	0
Age 34.....	1
Average Age.....	27 Years 70 Days
Median Age.....	26
Native of Canada.....	1
Native of Dominican Republic.....	1
Native of Puerto Rico.....	1
Native of United States.....	20
Native of Venezuela.....	3
Acquired by Royals via Free Agency.....	9
(Major League).....	0 (Undrafted).....0
(Minor League).....	7 (International).....2
Acquired by Royals via Trade.....	7
Acquired by Royals via First Year Player Draft.....	10
(High School).....	1 (Rounds 1-5).....6 (2017-18 Drafts).....2
(2nd Year/College).....	0 (Rounds 6-10).....1 (2019 Draft).....1
(3rd Year/College).....	9 (Rounds 11-20).....3 (2020 Draft).....2
(4th+ Year/College).....	0 (Rounds 21-40).....0 (2021 Draft).....5

PRO-NUN-SEE-AY-SHUNS	
PLAYERS	
17 NELSON VELÁZQUEZ.....	veh-LAZZ-kezz
19 JOEY WIEMER.....	WEE-mer
24 CAM DEVANNEY.....	duh-VAY-nee
25 LUINDER AVILA.....	loo-IN-durr AH-vee-lah
32 NICK PRATTO.....	praw-toh
43 ANTHONY SIMONELLI.....	SY-MON-ell-ee
47 CRUZ NORIEGA.....	nor-ee-AY-ga
56 CHANDLER CHAMPLAIN.....	sham-plain
60 LUKE MAILE.....	MAY-lee
62 JONATHAN BOWLAN.....	boh-lin
63 ERIC CERANTOLA.....	sair-ann-TOE-la
COACHES	
23 MIKE JIRSCHELE.....	jursh-LEE
51 DARIN EVERSON.....	EE-ver-son
DAVID LUNDQUIST.....	LUND-kwist
BIJAN RADEMACHER.....	bee-ZHON RAH-de-moch-err

2025 UNIFORM RECORDS

STANDARD UNIFORMS (AUTHENTIC COLLECTION)					SPECIALTY/THEME UNIFORMS									
Blue Vortex (1-2) Home: 1-2 Road: 0-0	Blue O-Bolt (4-4) Home: 1-0 Road: 3-4	Powder SC (1-1) Home: 1-1 Road: 0-0	Powder O (0-0) Home: 0-0 Road: 0-0	Black O-Bolt Home: 0-0 Road: 0-0	Throwback Home: 0-0 Road: 0-0	Patriotic (0-0) Home: 0-0 Road: 0-0	Runza Home: 0-0 Road: 0-0	Oat Milkercs Home: 0-0 Road: 0-0						
Home White (1-2) Home: 1-2 Road: 0-0	Road Grey (1-3) Home: 0-0 Road: 1-3	Blue O-Bolt (3-1) Home: 1-0 Road: 2-1	Powder Blue (1-1) Home: 1-1 Road: 0-0	Black O-Bolt (0-0) Home: 0-0 Road: 0-0	Community Home: 0-0 Road: 0-0	Throwback Home: 0-0 Road: 0-0	Patriotic Home: 0-0 Road: 0-0	Runza Home: 0-0 Road: 0-0	Oat Milkercs Home: 0-0 Road: 0-0	Star Wars Home: 0-0 Road: 0-0	Salute to Corn Home: 0-0 Road: 0-0	Harry Potter Home: 0-0 Road: 0-0		

RECENT TRANSACTIONS

- 3/27 Kansas City Royals announce 2025 Breaking Roster
- 3/31 - INF Tyler Tolbert selected by KANSAS CITY
- 4/1 + INF Jordan Groshans transferred from NW Arkansas (AA)
- 4/5 + INF Nick Gordon acquired via trade from Baltimore, assigned to Omaha
- 4/7 + RHP Eric Cerantola reinstated from Injured List
- INF Jordan Groshans transferred to NW Arkansas (AA)
- RHP Jacob Wallace placed on Omaha's Development List
- 4/9 - OF Drew Waters recalled by KANSAS CITY
- 4/11 - RHP Steven Cruz recalled by KANSAS CITY
- + RHP Jacob Wallace reinstated from Omaha's Development List
- 4/13 - LHP Evan Sisk recalled by KANSAS CITY

31 DIFFERENT PLAYERS HAVE APPEARED IN A GAME FOR OMAHA IN 2025: 16 HITTERS, 15 PITCHERS

2025 BREAKING ROSTER

Pitchers (15): RHP Luinder Avila, RHP Jonathan Bowlan, LHP Noah Cameron, RHP Chandler Champlain, RHP Taylor Clarke, LHP Austin Cox, RHP Steven Cruz, RHP Junior Fernandez, LHP Tyson Guerrero, RHP Thomas Hatch, RHP Andrew Hoffmann, RHP Cruz Noriega, RHP Anthony Simonelli, LHP Evan Sisk, RHP Jacob Wallace

Catchers (3): Luke Maile, Brian O'Keefe, Luca Tresh

Infielders (5): Harold Castro, Cam Devanney, Nick Loftin, Nick Pratto, Tyler Tolbert

Outfielders (5): Tyler Gentry, John Rave, Nelson Velázquez, Drew Waters, Joey Wiemer

		RUNS SCORED																												
		0	1	2	3	4	5	6	7	8	9	10	11	12	13	14	15	16	17	18	19	20	21	22	23	24	25			
RUNS ALLOWED	0		24	26	27	20	22	10	11	7	9	5	1		1		1				1									
	1	14		60	42	42	38	33	31	12	13	7	9	1	3	4	2	1			1									
	2	22	48		82	65	44	39	26	20	14	7	8	2	4	2	1													
	3	27	49	96		75	55	38	35	35	17	8	7	5	4	4	1	1		1		2								
	4	20	48	77	85		67	45	27	17	14	18	5	6	2	4	2			1				1						
	5	25	36	48	55	88		63	31	21	16	8	13	8			3	1	2								1			
	6	14	22	34	45	49	57		37	21	17	18	2	3	5	4	1	2	1			1								
	7	11	22	22	24	25	38	33		21	9	13	6	3	6	1	1		1											
	8	11	16	19	26	21	29	22	29		9	7	8	1	6			2	1											
	9	5	11	23	22	27	17	9	10	15		11	5	4	2		2	2	1	1										
	10	5	4	7	16	15	16	9	6	5	5		8	2	2	2	1													
	11	2	5	4	10	8	9	9	4	3	1	3		3		1	2	1	1											
	12	3	2	3	9	6	4	6	4	2	3	3	7			1	1													
	13	1	2	4	2	7	2	3	5	1	3		2	3						1										
	14	3	2	2	5	3	2	3	2	2	2		2	1					1											
	15				1	1	2	2	3	1		1																		
	16	1	1	1	2	1		1																						
	17				1		1								1															
	18							1																						
	19										1																			
	20		1			1				1																				
	21					1																								
	22							1					1																	
	23									1																				
	24																													
	25																													

Scorigami: A portmanteau of score and origami, a scorigami is a scoring combination that has never happened before in a team, sport or league's history. The term was originated by SB Nation writer Jon Bois for NFL scores.

Above is a matrix of every final score that has happened in a Triple-A Omaha game since 2000. Green squares represent Omaha wins, while red squares represent Omaha losses. The number inside the square refers to the number of times that result has occurred. Empty squares represent a scoring combination or result that has not happened.

Since 2000, there are **58** results in Triple-A Omaha games that have only happened once. **34** of those results (wins or losses) are a true scorigami, a scoring combination that has only happened once. Recent scorigami occurrences are listed to the right, with true scorigamis in bold.

RECENT SCORIGAMI OCCURRENCES

SCORE	GAME
W, 16-3	August 10, 2024 vs. Iowa Cubs
W, 18-4	July 13, 2024 vs. Toledo Mud Hens
W, 18-9	April 11, 2024 vs. Gwinnett Stripers
L, 20-1	August 9, 2023 vs. Iowa Cubs
W, 15-7	June 8, 2023 @ Indianapolis Indians
W, 12-1	April 1, 2023 @ Indianapolis Indians
L, 19-9	September 11, 2022 vs. Indianapolis
L, 18-6	September 1, 2022 @ St. Paul Saints