



**SOD
POODLES
BASEBALL
CLUB**

NEWS & NOTES

HODGETOWN

715 S. BUCHANAN ST

AMARILLO, TEXAS 79101

806-803-7762

TWITTER: @SODPOODLES

Sod Poodles PR Department: Director, Cory Hilborne - CoryH@SodPoodles.com, 806-803-9614

San Antonio Missions (31-27)

RHP Jose Espada (0-1, 2.50 ERA)

VS.

Amarillo Sod Poodles (30-28)

RHP Chad Patrick (3-4, 4.94 ERA)

Wednesday, June 14, 2023 • 7:05 PM CT • HODGETOWN • Radio: KVWE-102.9 FM • Game 59 • Home Game 26

UPCOMING GAMES

DAY	DATE	OPPONENT	PROBABLE PITCHERS	TIME (CT)	RADIO
Thurs	June 15	vs SA	RHP Efrain Contreras (3-4, 5.21 ERA) vs. RHP Deyni Olivero (3-4, 7.17 ERA)	7:05 PM	KVWE-102.9 FM
Fri	June 16	vs SA	RHP Nolan Watson (3-3, 2.87 ERA) vs. RHP Jeff Bain (1-2, 6.55 ERA)	7:05 PM	KVWE-102.9 FM
Sat	June 17	vs SA	LHP Daniel Camarena (1-3, 7.88 ERA) vs. RHP Luke Albright (5-2, 4.80 ERA)	7:05 PM	KVWE-102.9 FM

SEASON RESULTS

Date	Site	Result
5/23	@ SA	L, 14-4
5/24	@ SA	L, 4-3
5/25	@ SA	L, 5-4
5/26	@ SA	L, 8-2
5/27	@ SA	W, 1-0
5/28	@ SA	W, 9-3
6/13	vs. SA	W, 10-2
6/14	vs. SA	
6/15	vs. SA	
6/16	vs. SA	
6/17	vs. SA	
6/18	vs. SA	
8/22	@ SA	
8/23	@ SA	
8/24	@ SA	
8/25	@ SA	
8/26	@ SA	
8/27	@ SA	

SOUTH DIVISION SHOWDOWN: After winning the series opener on Tuesday night, Amarillo now trails the Missions by one game, with a chance to take over the division lead on Wednesday night. 11 games remain in the Texas League first half.

SEVEN HEAVEN: With their seventh-straight win, Amarillo has a new franchise-high for consecutive victories. The team had previously won six straight games twice (Sept. 10-16, 2022 & June 6-11, 2023).

CAN'T START ANY BETTER: For the second straight game he played in, Ryan Bliss began the night with a leadoff home run. It was Bliss' fifth leadoff home run of the season, placing him in a tie with Jonatan Clase (Seattle Mariners Org) for the most leadoff home runs in the minors this season. It also marked the third straight game Amarillo has hit a leadoff home run. Camden Duzenack hit one on Sunday in Midland with Bliss sandwiching him in on Saturday and last night.

SAN ANTONIO SERIES CAPSULE

2023 at Home: 1-0
2023 on Road: 2-4
All-Time at Home: 11-8
All-Time on Road: 15-17
All-Time Totals: 26-25

WHEN YOU BATTLE THE LAW: After an 0-for-4 night at the plate on May 21 in Frisco saw his AVG fall to a season-low of .162, Jordan Lawlar has been raking. Over his last 17 games he has brought his AVG up to .249 through 49 games this season. Since May 23, the 20-year-old is hitting .389 (28-for-72) with seven doubles, a triple, three home runs, eight RBI, five walks, and 20 runs scored and includes two three-hit games in the last week. During the stretch, Lawlar leads the D-backs farm system in AVG, hits, total bases (46), and runs scored while also being tied for the most XBH. He ranks second in OBP (.436), OPS (1.075), doubles, and is tied for second in stolen bases (6). His .639 SLG is also the third-highest in the organization during the span. Lawlar has also scored a run in nine-straight games, the second longest-streak in the Texas League this season.

STREAKS

Last 5 Games: 5-0
Last 10 Games: 8-2
Longest 2023 Winning Streak: 7
Longest 2023 Losing Streak: 4 (2x)
All-Time W/L: 228-223

LEAGUE STANDINGS

NORTH (W-L-PCT-GB)

ARKANSAS	37-21 .638	--
TULSA	37-21 .638	--
SPRINGFIELD	29-29 .500	8.0
WICHITA	24-33 .421	12.5
NW ARKANSAS	21-37 .362	16.0

SOUTH (W-L-PCT-GB)

SAN ANTONIO	31-27 .534	--
AMARILLO	30-28 .517	1.0
CORPUS CHRISTI	28-30 .483	3.0
FRISCO	26-31 .456	4.5
MIDLAND	26-32 .448	5.0

TEAM LEADERS

AVERAGE: .365 - Bliss
HITS: 80 - Bliss
2B: 16 - Bliss
TRIPLES: 4 - Roberts
HOME RUNS: 10 - Vukovich
RBI: 37 - Vukovich
OBP: .397 - Bliss
STOLEN BASES: 19 - Bliss
SO (P): 66 - Albright
SAVES: 6 - Backhus
ERA: 2.43 - Saalfrank
WINS: 5 - Albright

ATTENDANCE

Last: 5,109
Total: 118,254
Average: 5,141
No. of Sellouts: 8

SOD POODLES BREAKDOWN

At Home: 13-12
On the Road: 17-16
Day Games: 4-6
Night Games: 25-22
vs. RHP: 24-24
vs. LHP: 6-4
First Half: 30-28
Second Half: 0-0
April: 11-10
May: 10-16
June: 9-2
July: 0-0
August: 0-0
September: 0-0
Monday: 0-0
Tuesday: 4-6
Wednesday: 7-2
Thursday: 4-5
Friday: 3-6
Saturday: 6-4
Sunday: 6-5

Scoring First: 18-9
Opponent Scoring First: 12-19
Extra Innings: 2-2
Doubleheaders: 2-2
Commit An Error: 12-19
Commit No Errors: 18-9
Walk-Off Wins: 2
Walk-Off Losses: 2

vs. North 1st Half: 7-5
vs. South 1st Half: 23-23
vs. North 2nd Half: 0-0
vs. South 2nd Half: 0-0

Scoring 4+ Runs: 23-17
Opp. Scoring 4+ Runs: 9-26
Scoring 3 Or Fewer Runs: 7-11
Opp. Scoring 3 Or Fewer Runs: 21-22
Out-Hit Opponent/Tie: 26-11
Out-Hit By Opponent: 4-17
Lead After 6: 23-4
Trail After 6: 5-23
Tied After 6: 2-1
Lead After 7: 25-2
Trail After 7: 2-23
Tied After 7: 2-3
Lead After 8: 26-1
Trail After 8: 1-25
Tied After 8: 1-2

Series (W-L-T): 3-4-3

Game 1: 4-7
Game 2: 8-2
Game 3: 5-5
Game 4: 3-6
Game 5: 6-3
Game 6: 4-5
Series Sweeps: 1
Series Been Swept: 0

ARM BARN: Dating back to May 27, the Amarillo bullpen has the lowest ERA among all 30 Double-A teams at 3.32. Over their last 130.0 IP, the relievers had surrendered just 48 earned runs. They are tied for the fewest hits allowed by a bullpen over the stretch along with Akron (Cleveland), allowing just 109 hits. Over the last 24.2 IP during the seven-game winning streak, Amarillo relievers have allowed just three earned runs on 14 hits.

HOT, HOT, HOT: Over the last seven games, Amarillo boasts a +33 run differential and leads the league, hitting .357 as a team while carrying the second-best team ERA in the Texas League at 3.43 with just 24 earned runs over these last 63.0 IP. Since Amarillo's hot stretch began with the two wins in San Antonio to close out the series on May 27th & 28th, nobody in Minor League Baseball has more wins than Amarillo's 13. Triple-A Sugar Land (Houston) and Omaha (Kansas City) are each currently riding six-game win streaks, tied for the second-longest active winning streak in MiLB behind Amarillo.

Mr. 305: Adrian Del Castillo has been one of the hottest hitters in Amarillo's lineup since the end of May. Similar to Lawlar's early-season struggles, the former Miami Hurricane and second round pick saw his AVG fall to a season-low of .196 on May 18. Since then, Del Castillo is hitting .391 (25-for-64) with five home runs, four doubles, and 22 RBI in 18 games. His power surge includes two different times he has homered in back-to-back games, and has three home runs in his last four appearances. Over his last 10 games, nobody aside from fellow teammate, A.J. Vukovich has more home runs in the Diamondbacks system, both with five long balls since May 30. Del Castillo's 19 RBI since May 30 are tops in all of Double-A.



STARTING PITCHER



#15 CHAD PATRICK - RHP

HEIGHT: 6'1"

WEIGHT: 205

B/T: R/R

AGE: 24 (8/4/1998 in Crown Point, IN)

11 G

3-5

50/26 K/BB

4.94 ERA

LAST WIN: 6/8/2023 @ MID

LAST SAVE: None

LONGEST 2023 OUTING: 7.0 Innings (5/27 @ SA)

LAST HOME RUN ALLOWED: 5/16/2023 @ FRI (Nick Tanielu, 2nd inning, solo)

CAREER VS. SA: 1 GS, 1-0, 0.00 ERA, 7.0 IP, 2 H, 6 K, 2 BB

Entering his third professional season, he was selected by the Arizona Diamondbacks in the 4th round (107th overall) in the 2021 MLB Draft out of Purdue Northwest University.

Struck out 15 batters twice during his final season in college...Racked up double-digit strikeouts in five of his nine starts in 2021...Had eight quality starts.

Made his professional debut on 9/9/2021 vs. Lake Elsinore where he allowed just one earned run over 3.0 frames and fanned four.

Combined to go 5-2 with a 3.30 ERA across 13 games (10 starts) between the Arizona Complex League, Low-A Visalia and High-A Hillsboro in 2022.

Set a career-high with nine strikeouts in his start on 8/31/22 against Tri-City...Surrendered five hits over the same amount of IP without issuing a walk.

Earned TEX Pitcher of the Week honors after he fired 7.0 scoreless IP and scattered two hits en route to a combined two-hit shutout on 5/27/23 @ SA.

Wielded a 2-1 record with a 2.05 ERA (26.1 IP, 6 ER) through five starts in May this season while also posting a 2.66 K:BB (32 K, 12 BB).

CAREER STATS

YEAR	CLUB	W-L	ERA	G	GS	CG	SHO	IP	H	R	ER	HR	HB	BB	SO	WP	GDP	BAA
2021	Visalia (A-)	0-0	4.76	2	0	0	0	5.2	11	3	3	0	1	1	6	1	0	.423
2022	ACL D-backs (Rk)	2-0	0.00	3	0	0	0	4.2	3	1	0	0	0	2	7	1	0	.200
	Visalia (A-)	0-2	3.46	4	4	0	0	13.0	12	6	5	2	0	5	17	0	1	.245
	Hillsboro (A+)	3-0	3.77	6	6	0	0	28.2	26	14	12	1	0	10	30	1	2	.234
2023	Amarillo (AA)	3-5	4.94	11	11	0	0	47.1	47	26	26	4	1	26	50	2	3	.261
MINOR LEAGUE TOTALS		8-7	4.17	26	21	0	0	99.1	99	50	46	7	2	44	110	5	6	.260

2023 HIGHS

INNINGS: 7.0 IP (5/27 @ SA)
HITS: 8 (4/16 vs. CC)
RUNS: 7 (4/28 vs. FRI)
EARNED RUNS: 7 (4/28 vs. FRI)
STRIKEOUTS: 7 (2x: Last: 5/21 @ FRI)
WALKS: 5 (6/3 (GM 1) vs SPR)
HOME RUNS: 1 (4x: Last: 5/16 @ FRI)
WINNING STREAK: 2 (5/21-5/27)
LOSING STREAK: 5 (4/11 - 5/16)
SHORTEST START: 0.2 IP (4/28 vs. FRI)
PITCHES THROWN: 96 (5/27 @ SA)

CAREER HIGHS

INNINGS: 7.0 IP (5/27/23 @ SA)
HITS: 8 (4/16/23 vs. CC)
RUNS: 7 (4/28/23 vs. FRI)
EARNED RUNS: 7 (4/28/23 vs. FRI)
STRIKEOUTS: 9 (8/31/22 vs. TRI (HIL))
WALKS: 5 (6/3/23 (GM 1) vs SPR)
HOME RUNS: 2 (8/2/22 vs. LE (VIS))
WINNING STREAK: 2 (2x: Last: 5/21-5/27/23)
LOSING STREAK: 5 (4/11-5/16/23)
SHORTEST START: 0.2 IP (4/28/23 vs. FRI)
PITCHES THROWN: 96 (5/27/23 @ SA)

2023 SPLITS

VS. RIGHT: .241/.315/.375, 27 H, 6 2B, 3 HR, 11 RBI, 31 K, 12 BB
VS. LEFT: .294/.417/.426, 20 H, 4 2B, 3B, HR, 10 RBI, 19 K, 14 BB
HOME: 5 G, 0-3, 8.50 ERA, 18.0 IP, 27 H, 17 ER, 2 HR, 21 K, 12 BB
ROAD: 6 G, 3-2, 2.76 ERA, 29.1 IP, 20 H, 9 ER, 2 HR, 29 K, 14 BB
W/ RISP: .217/.275/.326, 10 H, 2 2B, HR, 15 RBI, 15 K, 4 BB
DAY: 1-1, 3.86 ERA, 14.0 IP, 6 ER, 16 H, 2 HR, 16 K, 6 BB, .296 BAA
NIGHT: 2-4, 5.40 ERA, 31 H, 20 ER, 2 HR, 34 K, 20 BB, .246 BAA
TEAM W/L IN STARTS: 4-7

OPPOSING STARTER - RHP JOSE ESPADA (0-1, 2.50 ERA)

CAREER VS. AMA: 2 G, 0-0, 3.60 ERA, 5.0 IP, 9 H, 4 R, 2 ER, 6 K, BB

BATTER-PITCHER MATCH-UPS (2023)

SOD POODLES VS. JOSE ESPADA:									MISSIONS VS. CHAD PATRICK:								
PLAYER	H	AB	AVG	XBH	HR	RBI	BB	SO	PLAYER	H	AB	AVG	XBH	HR	RBI	BB	SO
Centeno, J	1	1	1.000	0	0	0	0	0	Diddler, R	1	1	1.000	1	0	0	1	0
Lawlar, J	1	1	1.000	0	0	0	0	0	Johnson, D	1	3	.333	0	0	0	0	1
Tawa, T	1	1	1.000	1	0	1	0	0	Cummings, C	0	2	.000	0	0	0	0	2
Vukovich, A	1	1	1.000	0	0	0	0	0	Castellanos, P	0	3	.000	0	0	0	0	1
Beer, S	1	2	.500	1	0	0	0	1	Ornelas, T	0	3	.000	0	0	0	0	1
Bliss, R	1	2	.500	0	0	0	0	1	Seagle, C	0	2	.000	0	0	0	0	1
Roberts, C	1	2	.500	0	0	0	0	0	Fernandez, J	0	3	.000	0	0	0	0	0
De Los Santos, D	1	3	.333	0	0	0	0	1	Hollis, C	0	1	.000	0	0	0	1	0
Del Castillo, A	1	3	.333	0	0	1	0	1	Howell, K	0	3	.000	0	0	0	0	0
Castillo, N	0	2	.000	0	0	0	0	2									
Dalesandro, N	0	2	.000	0	0	0	0	0									
Duzenack, C	0	1	.000	0	0	0	1	0									

THURSDAY'S STARTER - RHP DEYNI OLIVERO (3-4, 7.75 ERA)

Olivero made two starts in San Antonio against the Missions earlier in the season, going 0-1 where he allowed 10 runs (7 ER) with just one strikeout to eight walks. Since then, Olivero is coming off back-to-back wins in his last two starts, going a combined 12.0 IP with six runs (5 ER) on 10 hits and has struck out eight to just three walks.

🐞 Posted a .981 fielding percentage behind the dish while throwing out 58 percent of would be base stealers (18-of-31) in 2022.

#13 DEYVISON DE LOS SANTOS - INF 2023 HIGHS: Hits - 3, Runs - 2, RBI - 3, HR - 1, 2B - 1, 3B - 0, BB - 2, K - 3, SB - 1														
HEIGHT: 6'1" WEIGHT: 185 B/T: R/R AGE: 19 (6/21/1993 in Santo Domingo, Dominican Republic) 2023 SPLITS:														
G	AVG	OBP	SLG	AB	R	H	2B	3B	HR	RBI	BB	SB/ATT	SO	V.RHP
51	.207	.282	.337	193	24	40	4	0	7	22	18	3/3	49	.201
LAST GAME: 2-for-4, HR, RBI, 2 R, BB, SB LAST HOME RUN: 6/13 vs SA off Baez (Solo) CURRENT HITTING: 5														
SA SERIES: 2-for-4, HR, RBI, 2 R, BB, SB LAST MULTI-HIT GAME: 6/13 vs SA (2-for-4) SEASON LONG HITTING: 5														
MID SERIES: 5-for-21, HR, 2B, 3 RBI, R, BB, 2 K CURRENT ON-BASE: 7														
SEASON-LONG ON-BASE: 7														

- 👉 Back-to-back D-backs' Minor League Player of the Month in June and July, 2022.
- 👉 Named the NWL Player of the Week (7/31/22), MiLB.com Organization All-Star (2022) and Single-A Postseason All-Star (Baseball America).
- 👉 Collected a hit in 13-of-18 games in April, 2022 to begin the season which encompassed a pair of 3-hit games.
- 👉 Combined to hit .403 (75-for-186) with 12 doubles, two triples, nine home runs, 35 RBI in 46 games between Visalia and Hillsboro in June and July, 2022
- 👉 Won the batting title in the California League in 2022, hitting .329 in 78 games played for Visalia despite a promotion to Hillsboro on July 22, 2022.

#3 ADRIAN DEL CASTILLO - C 2023 HIGHS: Hits - 3, Runs - 3, RBI - 4, HR - 1, 2B - 1, 3B - 0, BB - 3, K - 3, SB - 1														
HEIGHT: 5'9" WEIGHT: 208 B/T: L/R AGE: 23 (9/27/1999 in Miami, FL) 2023 SPLITS:														
G	AVG	OBP	SLG	AB	R	H	2B	3B	HR	RBI	BB	SB/ATT	SO	V.RHP
46	.273	.367	.472	161	26	44	8	0	8	32	24	2/3	47	.271
LAST GAME: 2-for-4, HR, 3 RBI, BB, R LAST HOME RUN: 6/13 vs SA off Baez (2-run) CURRENT HITTING: 1														
SA SERIES: 2-for-4, HR, 3 RBI, BB, R LAST MULTI-HIT GAME: 6/13 vs SA (2-for-4) SEASON LONG HITTING: 10														
MID SERIES: 8-for-21, 2 HR, 2B, 11 RBI, 5 R, 2 BB, 4 K CURRENT ON-BASE: 1														
SEASON-LONG ON-BASE: 16														

- 👉 Selected by the Chicago White Sox in the 36th round of the 2018 MLB draft but declined to play ball at the University of Miami.
- 👉 Made his professional debut on 7/31/2021 with the ACL D-backs (ROK) and after just two appearances in Rookie ball, he was promoted to A-Visalia.
- 👉 He logged a hit in 43 of his 86 games played (2022) with 17 of those being multi-hit efforts, good for logging multiple hits in 39% of games that he knocks.
- 👉 Earned the 7th most homers (7), 6th most hits (57), 5th most total bags (99) and 4th most doubles (17) amongst qualified Hillsboro Hops in 2022.
- 👉 Hit three home runs in his first 36 games of the season...Then hit five homers over a 10 game span from May 30-June 13 including back-to-back games with a homer on 5/30-31 and 6/8-10.

#26 CAMDEN DUZENACK - INF 2023 HIGHS: Hits - 3, Runs - 1, RBI - 3, HR - 1, 2B - 2, 3B - 0, BB - 1, K - 2, SB - 0														
HEIGHT: 5'7" WEIGHT: 170 B/T: R/R AGE: 28 (3/8/1995 in Melissa, TX) 2023 SPLITS:														
G	AVG	OBP	SLG	AB	R	H	2B	3B	HR	RBI	BB	SB/ATT	SO	V.RHP
17	.265	.413	.408	49	5	13	4	0	1	10	9	0/2	10	.275
LAST GAME: 0-for-3, BB, R, 2 K LAST HOME RUN: 6/11 @ MID off Estes (Solo) CURRENT HITTING: 0														
SA SERIES: 0-for-3, BB, R, 2 K LAST MULTI-HIT GAME: 6/3 vs. SPR, G1 (2-for-3) SEASON LONG HITTING: 5														
MID SERIES: 2-for-9, HR, 2B, 3 RBI, 2 BB, 2 R, 3 K CURRENT ON-BASE: 15														
SEASON-LONG ON-BASE: 15														

- 👉 Duzenack is entering his 6th professional season, having spent time at every level of minor league ball from Rookie to Triple-A.
- 👉 In his debut season (2017), he belted 16 doubles, a triple, and three homers in 222 AB's with A(Short) Hillsboro, slugging .410 that year.
- 👉 He logged 318 Triple-A at-bats last season with Reno, slashing .261/.308/.465 while sending 13 balls over the wall accompanied by 20 two-baggers and three triples.
- 👉 Earned Amarillo's second walk-off win on 5/31/23 after poking a two RBI single while the club was down by one run with two outs and the bases loaded.

#17 ROBY ENRIQUEZ - OF 2023 HIGHS: Hits - 2, Runs - 2, RBI - 2, HR - 0, 2B - 1, 3B - 0, BB - 2, K - 3, SB - 1														
HEIGHT: 6'2" WEIGHT: 210 B/T: L/L AGE: 26 (3/21/1997 in Carolina, Puerto Rico) 2023 SPLITS:														
G	AVG	OBP	SLG	AB	R	H	2B	3B	HR	RBI	BB	SB/ATT	SO	V.RHP
38	.252	.359	.309	123	17	31	7	0	0	10	18	4/4	29	.269
LAST GAME: 1-for-4, RBI, BB, 2 K LAST HOME RUN: 9/7/22 vs. ARK off Weiman CURRENT HITTING: 3														
SA SERIES: LAST MULTI-HIT GAME: 6/9/23 @ MID (2-for-3) SEASON LONG HITTING: 5														
MID SERIES: 3-for-7, 2B, R, RBI, 2 BB CURRENT ON-BASE: 3														
SEASON-LONG ON-BASE: 11														

- 👉 Signed by the Arizona Diamondbacks as a minor league free agent on December 22, 2021 out of Indiana State University (Terre Haute, IN).
- 👉 He is in a four (4) way tie for first for the most four (4) hit performances by a Sod Poodle in 2022 with two (2) four (4) hit outings.
- 👉 He had 26 multi-hit performances last season with three (3) being of the three (3) hit variety...24 of those were achieved in Soddis threads.
- 👉 He logged a hit in 44 out of 51 straight games (6/4-8/25/2022) which encompassed a 12 game hit streak (7/6-7/24).
- 👉 The lefty-bat poked 20 of his first 22 hits this season off of right-handed pitching and 14 of them while at home.

#11 JORDAN LAWLAR - INF 2023 HIGHS: Hits - 3, Runs - 3, RBI - 4, HR - 1, 2B - 1, 3B - 1, BB - 2, K - 4, SB - 2														
HEIGHT: 6'2" WEIGHT: 190 B/T: R/R AGE: 20 (7/17/2002 in Carrollton, TX) 2023 SPLITS:														
G	AVG	OBP	SLG	AB	R	H	2B	3B	HR	RBI	BB	SB/ATT	SO	V.RHP
49	.249	.345	.455	189	37	47	11	2	8	24	25	16/18	53	.219
LAST GAME: 3-for-4, 2B, 2 R, BB, SB LAST HOME RUN: 6/7 @ MID off Cusick (Solo) CURRENT HITTING: 7														
SA SERIES: 3-for-4, 2B, 2 R, BB, SB LAST MULTI-HIT GAME: 6/13 vs SA (3-for-4) SEASON LONG HITTING: 9														
MID SERIES: 11-for-27, HR, 3 2B, 3B, 2 RBI, 11 R, BB CURRENT ON-BASE: 7														
SEASON-LONG ON-BASE: 13														

- 👉 Made his professional debut on 8/21/21 after being selected 6th overall in the 2021 MLB Draft out of Jesuit High School (Dallas).
- 👉 Currently ranked as the D-backs' no. 1-rated prospect and the no. 8 overall prospect by MLB Pipeline.
- 👉 Went 1-for-2 with a 2B, BB, SB...Played in just two games before having his debut season cut short due to a torn labrum.
- 👉 Appeared in 100 games across four levels in 2022, hitting .303 (18 2B, 7 3B, 16 HR) with 62 RBI and 57 walks.
- 👉 Hit .278 (10-for-36) with a double, triple, two home runs, and seven RBI in 11 games in the Arizona Fall League in 2022... Broken Scapula ended his AFL.
- 👉 Was hitting .162 through his first 32 games in 2023...In 17 games since May 23, he is hitting .389 (7 2B, 3B, 3 HR) with 20 runs scored and eight RBI.
- 👉 From 6/3-13, has a nine game streak with a run scored, the second-longest such streak in the Texas League this season.

#7 CALEB ROBERTS - OF

2023 HIGHS: Hits - 3, Runs - 3, RBI - 3, HR - 1, 2B - 2, 3B - 1, BB - 4, K - 4, SB - 1

HEIGHT: 6'1"

WEIGHT: 195

B/T: L/R

AGE: 23 (2/9/2000 in West Palm Beach, FL)

2023 SPLITS:

G	AVG	OBP	SLG	AB	R	H	2B	3B	HR	RBI	BB	SB/ATT	SO	V. RHP	V. LHP	HOME	AWAY	RISP
30	.217	.300	.409	115	18	25	5	4	3	24	13	4/5	42	.216	.222	.250	.200	.275

LAST GAME: 0-for-4, 3 K, R

LAST HOME RUN: 6/3/23 vs. SPR, G1 off Lunn

CURRENT HITTING: 0

SA SERIES:

LAST MULTI-HIT GAME: 6/9/23 @ MID (2-for-5)

SEASON LONG HITTING: 5

MID SERIES: 4-for-26, 2 2B, 3B, 3 RBI, 4 R, BB, 12 K

CURRENT ON-BASE: 0

SEASON-LONG ON-BASE: 7

🍌 Ranked the number 6 catcher and number 72 overall prospect out of Florida by Perfect Game.

🍌 During his time in Hillsboro (4/8-9/4/2022), held down the two (2) spot for AVG (.234, 91-for-389), RBI (55), SLG (.380), 2B (24), XBH (36), TB (148) and R (57).

🍌 Posted a .323 AVG (10-for-31) in AMA threads across nine (9) games (9/6-9/18/2022), good for the 2nd best AVG on the club during this stretch.

🍌 One of his 26 multi-hit efforts last season (8/24, HIL) encompassed a career high two (2) homers in the same game.

🍌 In his first 19 games at the Double-A level, he launched two long balls with both coming in his first 10 games this season.

#10 TIM TAWA - OF

2023 HIGHS: Hits - 3, Runs - 3, RBI - 3, HR - 1, 2B - 2, 3B - 0, BB - 2, K - 3, SB - 1

HEIGHT: 6'0"

WEIGHT: 196

B/T: R/R

AGE: 23 (4/7/1999 in West Linn, OR)

2023 SPLITS:

G	AVG	OBP	SLG	AB	R	H	2B	3B	HR	RBI	BB	SB/ATT	SO	V. RHP	V. LHP	HOME	AWAY	RISP
46	.246	.323	.437	167	26	41	8	0	8	27	19	2/3	45	.250	.217	.293	.207	.362

LAST GAME: 1-for-4

LAST HOME RUN: 6/4/23 vs. SPR off Gragg

CURRENT HITTING: 9

SA SERIES:

LAST MULTI-HIT GAME: 6/8/23 @ MID (2-for-4)

SEASON LONG HITTING: 9

MID SERIES: 5-for-11, 2B, RBI, BB, K

CURRENT ON-BASE: 10

SEASON-LONG ON-BASE: 10

🍌 Made his professional debut with the ACL D-Backs (7/31/2021) where he logged two (2) games and went 2-for-5 (.400 AVG) with a HR, 3 RBI, R and 2 BB.

🍌 He slashed .264/.366/.464 across 36 G and held the crown for OBP, SLG, R (27) and SB (13), among qualified players, while on the Visalia club (8/3-9/19/2021).

🍌 Across his 60 games in Amarillo threads (2022), he logged nine (9) multi-hit performances, all of the two (2) hit variety.

🍌 His 2022 June encompassed his career single-month most hits (26) and his season single month most doubles (5) and stolen bases (4).

🍌 During his stretch in Hillsboro (4/8-6/22/2022), held the crown for AVG (.282), HR (8), RBI (30), OBP (.377), SLG (.441), H (60), TB (94), R (32).

#19 A.J. VUKOVICH - INF

2023 HIGHS: Hits - 3, Runs - 4, RBI - 4, HR - 2, 2B - 2, 3B - 1, BB - 2, K - 4, SB - 1

HEIGHT: 6'5"

WEIGHT: 210

B/T: R/R

AGE: 21 (7/20/2001 in Mukwonago, WI)

2023 SPLITS:

G	AVG	OBP	SLG	AB	R	H	2B	3B	HR	RBI	BB	SB/ATT	SO	V. RHP	V. LHP	HOME	AWAY	RISP
48	.270	.315	.508	189	38	51	9	3	10	37	12	7/9	60	.286	.200	.324	.235	.344

LAST GAME: 0-for-5, 4 K

LAST HOME RUN: 6/10 @ MID off Cushing (2-run)

CURRENT HITTING: 0

SA SERIES: 0-for-5, 4 K

LAST MULTI-HIT GAME: 6/10 @ MID (3-for-3)

SEASON LONG HITTING: 11

MID SERIES: 10-for-25, 2 HR, 2 2B, 9 R, 7 RBI, 3 BB

CURRENT ON-BASE: 0

SEASON-LONG ON-BASE: 11

🍌 After being drafted 119th overall out of high school, the D-Backs' number 14 prospect made his professional debut with the Visalia Rawhide on 5/4/2021.

🍌 While in Visalia (62 G, 5/4-8/1/2021) he tied 1st in 2B (15) and XBH (26), led the team in AVG (.259) and H (64) while coming in 2nd for RBI (42), SLG (.449) and R (42).

🍌 During his brief stint with the Sod Poodles at the end of last season (9/6-9/18/2022), earned the crown for hits (13) and shared the throne for TB (19) and homers (2).

🍌 He earned the 5th best batting average (.276, 129-for-468) in the D-backs organization among players with at least 115 games played in 2022.

🍌 Hit the first Grand Slam for Amarillo in 2023 (6/4 vs SPR) and was the first AMA player in 2023 with a multi-HR effort in the same game (6/10 @ MID).

TEAM BATTING

OVERALL

	AVG	G	AB	R	H	TB	2B	3B	HR	RBI	BB	SO	SB	CS	OBP	SLG	OPS
	.263	58	1942	319	511	838	96	15	67	296	203	530	80	22	.339	.432	.771

MONTHLY

APRIL	.260	21	718	120	187	307	33	6	25	112	79	214	35	8	.336	.428	.764
MAY	.236	26	845	123	199	319	41	5	23	114	95	231	33	9	.318	.378	.696
JUNE	.330	11	379	76	125	212	22	4	19	70	29	85	12	5	.390	.559	.949
JULY	-	-	-	-	-	-	-	-	-	-	-	-	-	-	-	-	-
AUGUST	-	-	-	-	-	-	-	-	-	-	-	-	-	-	-	-	-
SEPTEMBER	-	-	-	-	-	-	-	-	-	-	-	-	-	-	-	-	-

HOME VS. ROAD

HOME	.301	25	840	169	253	433	48	6	40	161	82	218	36	4	.368	.515	.883
ROAD	.234	33	1102	150	258	405	48	9	27	135	121	312	44	18	.316	.368	.684

SITUATIONAL SPLITS

	AVG	G	AB	H	TB	2B	3B	HR	RBI	BB	SO	OBP	SLG	OPS
VS RIGHT	.264	58	1602	423	699	81	12	57	249	174	437	.342	.436	.778
VS LEFT	.259	31	340	88	139	15	3	10	47	29	93	.320	.409	.729
W/ RISP	.293	58	556	163	261	30	7	18	227	71	155	.372	.469	.841
TEAM IS AHEAD	.266	41	743	198	302	47	6	15	113	81	194	.346	.406	.752
TEAM IS BEHIND	.265	41	801	212	357	30	5	35	132	86	205	.342	.446	.788

HOME RUNS

MULTI-RBI GAMES

MULTI-HIT GAMES

PLAYER	SOLO	2R	3R	GS	TOTAL	2	3	4	5+	TOTAL	2	3	4	5+	TOTAL
Beer	1				1	2	1			3	3		2		5
Bliss	7	1	1		9	6	1			7	18	9			27
Castillo	1	1	1		3	1	2			3	6				6
Centeno	1				1	3				3	11	2			13
Dalesandro											4				4
De Los Santos	2	5			7	3	2			5	9	3			12
Del Castillo	4	3	1		8	4	2	2		8	11	1			12
Duzenack	1				1	3	1			4	2	1			3
English	4	1	1		6	3	1	1		5	5				5
Enriquez						2				2	4		1		5
Guzman		1			1	1	1			2	1	1			2
Lawlar	4	3	1		8	1	1	1		3	9	3			12
Roberts		2	1		3	6	2			8	7	1			8
Tawa	6	1	1		8	4	2			6	10	2			12
Vicuña			1		1		1			1					
Vukovich	7	2		1	10		6	2		8	10	3			13
Watkins						1				1					
TOTALS:	38	20	8	1	67	40	23	6	0	68	110	26	3	0	139

HOME RUN VARIANTS

WALK-OFF HR (0):

BACK-TO-BACK HR (3): English/Vukovich (4/16 vs. CC, 7th inning); Roberts/Vukovich (6/3 vs. SPR, G1, 6th inning); Del Castillo/De Los Santos (6/13 vs SA, 7th inning)

MULTI-HR GAMES (1): Vukovich (2, 6/10 @ MID)

EXTRA-INNING HR (0):

GRAND SLAMS (1): Vukovich (6/4 vs. SPR, 5th inning)

INSIDE-THE-PARK HR (0):

PINCH-HIT HR (0):

HR IN CONSECUTIVE GAMES (10): Bliss (2x: 5/5-6 @ CC; 6/10 @ MID - 6/13 vs SA), Del Castillo (2x: 5/30-31 vs. SPR; 6/8-10 @ MID); Tawa (2x: 5/28 @ SA - 5/30 vs. SPR; 6/3/4 vs. SPR); Vukovich (2x: 5/5-6 @ CC; 6/1-6/3 G1 vs SPR); Lawlar (4/15 vs. CC - 4/18 @ NWA); English (4/23 @ NWA - 4/25 vs. FRI);

LEAD OFF HR (7): Bliss (5x: 4/27 vs. FRI; 5/10 vs. MID; 5/18 @ FRI; 6/10 @ MID; 6/13 vs SA); Tawa (6/4 vs. SPR); Duzenack (6/11 @ MID)

STARTS BY BATTING ORDER (TEAM RECORD)										STARTS BY POSITION (TEAM RECORD)								
PLAYER	1	2	3	4	5	6	7	8	9	C	1B	2B	3B	SS	LF	CF	RF	DH
Beer			1-1	11-4							11-4							1-1
Bliss	25-25											21-18		4-5				1-2
Castillo							1-1	7-12	9-5		2-3				3-4	3-4	7-2	2-5
Centeno		1-2	2-0	0-2		2-0	5-4	6-4	1-3	11-6								6-9
Dalesandro							1-2	2-1	11-11	0-1					2-1	10-12	2-0	
De Los Santos				9-8	7-14	8-4	1-0				6-7		19-19					
Del Castillo				4-3	9-3	4-9	6-8			13-18								10-5
Duzenack	3-0	2-0					1-1	2-2	4-0			1-1	2-1	1-0	4-0	2-1	2-0	
English			7-5	1-0	1-1		1-0	1-1			8-3				1-2			2-2
Enriquez	1-1	0-1	4-8	0-1		1-0	2-5	6-2	1-2							2-0	12-19	1-1
Guzman							2-3		2-2						3-4		1-1	
Lawlar		27-22												25-22				1-0
Roberts			8-12	1-0	0-2	1-0	5-0			6-3	2-5				2-2		2-4	3-0
Tawa	1-2	0-3		0-1	7-4	6-8	5-4	3-2				8-9	1-2		3-0	9-10	0-1	1-1
Vicuña								3-4	0-3				1-1	0-1	0-5		2-0	0-1
Vukovich			8-2	4-9	6-4	8-7					1-6		7-5		11-9	4-1	2-0	1-1
Watkins									2-2						1-1		0-1	1-0

5+ GAME HITTING STREAKS (CURRENT IN BOLD)		
PLAYER	LENGTH / DATES	STREAK STATS
English	12 G, 4/19-5/2	.370 AVG (17-for-46), 6 2B, 4 HR, 16 RBI, 7 BB, 8 R
Vukovich	11 G, 4/29-5/16	.348 AVG (16-for-46), 3 2B, 3 HR, 3B, 9 RBI, BB, 9 R
Bliss	10 G, 4/6-4/19	.438 AVG (21-for-48), 3 2B, 2 3B, HR, 8 RBI, 8 R
Del Castillo	10 G, 5/19-5/31	.406 AVG (13-for-32), 2 2B, 2 HR, 8 RBI, 9 BB, 7 R
Lawlar	9 G, 5/23-6/3	.389 AVG (14-for-36), 3 2B, 2 HR, 3 BB, 6 RBI, 3 SB, 6 R
Bliss	9 G, 5/4-5/14	.459 (17-for-37), 4 2B, 4 HR, 8 RBI, 4 BB, 10 R, 3 SB
Bliss	9 G, 5/23-6/3	.357 AVG (15-for-42), 2B, 3B, 2 BB, 3 RBI, 6 SB, 8 R
Tawa	9 G, 5/28-6/9	.382 AVG (13-for-34), 4 HR, 2B, 8 RBI, 2 BB, 6 R
Bliss	8 G, 4/21-5/2	.412 AVG (14-for-34), 5 2B, HR, 6 RBI, 2 BB, 10 R, 2 SB
Lawlar	7 G, 6/6-13	.452 (14-for-31), HR, 4 2B, 3B, 2 RBI, 2 BB, 13 R, 3 SB
Vukovich	7 G, 5/30-6/6	.357 AVG (10-for-28), 3 HR, 4 2B, 3B, 10 RBI, SB, 9 R
Castillo	6 G, 6/4-13	.391 (9-for-23), HR, 2B, 3B, 5 RBI, 5 R, 2 SB
Dalesandro	6 G, 5/28-6/11	.400 AVG (6-for-15), 3B, 3 BB, 2 SB, 3 R, 2 K
Centeno	6 G, 5/20-6/4	.391 AVG (9-for-23), 2 2B, 4 RBI, R
Lawlar	6 G, 4/12-4/19	.318 AVG (7-for-22), 2 2B, 2 HR, 5 RBI, 3 BB, 4 R
De Los Santos	5 G, 6/7-13	.333 AVG (7-for-21) 2 HR, 2B, 4 RBI, BB, 3 R
Duzenack	5 G, 5/27-6/3	.421 AVG (8-for-19), 2 2B, 5 RBI, 2 BB, R
English	5 G, 4/8-4/16	.294 AVG (5-for-17), 2B, 2 HR, 4 BB, 4 RBI, 5 R
Enriquez	5 G, 4/7-4/16	.313 AVG (5-for-16), 2 2B, 4 BB, IBB, RBI, 3 R
Guzman	5 G, 4/23-5/3	.444 AVG (8-for-18), HR, 5 RBI, 2 BB, 4 R, SB

MULTI-RUN INNINGS		
RUNS	NO. OF TIMES	LAST
2	40	6/13 vs SA, 5th inning
3	17	6/10 @ MID 8th inning
4	10	6/10 @ MID, 5th inning
5	4	6/13 vs SA, 7th inning
6	2	5/6 @ CC, 5th inning
7	4	5/31, 7th inning
8+	-	

SCORE BY INNING												
	1	2	3	4	5	6	7	8	9	10	11+	TOTAL
OPP	46	26	40	30	69	49	34	21	20	2	-	337
AMA	41	19	30	33	37	38	62	39	17	3	-	319

CATCHER'S BOX (W/L BASED ON STARTS)						
PLAYER	CS	SB	ATT	CS %	PB	W-L
Centeno	2	18	17	.117	3	11-6
Dalesandro	0	4	4	.000	0	0-1
Del Castillo	12	28	39	.308	5	13-18
Roberts	4	10	14	.286	3	6-3
TOTAL	18	56	74	.243	11	30-28

TEAM FIELDING						
%	G	PO	A	E	DP	PB
.978	58	1502	480	45	35	11

ERRORS BY POSITION		
POSITION	SOD POODLES	OPPONENT
C	9	3
1B	5	4
2B	6	3
3B	7	8
SS	5	5
LF	2	2
CF	2	1
RF	2	1
P	7	7
TOTAL	45	34

NOTABLE GAMES



AMARILLO HAVE 5 OR FEWER HITS		
DATE	HITS	OPPONENT
4/15	4	CC
4/20	4	@NWA
4/22	3	@NWA
4/27	5	FRI
5/2	5	@CC
5/4	2	@CC
5/12	5	MID
5/14 (G2)	4	MID
5/16	2	@FRI
5/18	2	@FRI
5/19	4	@FRI
5/21	4	@FRI
5/26	5	@SA
TOTAL: 13 (4 HOME, 9 ROAD)		

OPPONENTS HAVE 5 OR FEWER HITS		
DATE	HITS	OPPONENT
4/7	3	@FRI
4/19	2	@NWA
4/20	4	@NWA
4/27	5	FRI
5/2	3	@CC
5/3	5	@CC
5/4	5	@CC
5/14 (G1)	2	MID
5/21	3	@FRI
5/26	5	@SA
5/27	2	@SA
5/30	3	SPR
6/1	5	SPR
6/3 (G2)	4	SPR
6/7	3	@MID
6/11	3	@MID
TOTAL: 16 (5 HOME, 11 ROAD)		

AMARILLO HAVE 10 OR MORE RUNS		
DATE	RUNS	OPPONENT
4/12	13	CC
4/14	10	CC
4/26	12	FRI
4/29	11	FRI
5/5	12	@CC
5/14 (G1)	10	MID
6/8	12	@MID
6/10	13	@MID
6/13	15	vs SA
TOTAL: 9 (6 HOME, 3 ROAD)		

OPPONENTS HAVE 10 OR MORE RUNS		
DATE	RUNS	OPPONENT
4/6	12	@FRI
4/12	10	CC
4/14	13	CC
4/16	11	CC
4/18	16	@NWA
4/26	11	FRI
4/28	12	FRI
4/30	12	FRI
5/6	12	@CC
5/9	11	MID
5/11	16	MID
5/14 (G2)	13	MID
5/17	10	@FRI
5/23	14	@SA
5/31	13	SPR
6/10	10	@MID
TOTAL: 16 (10 HOME, 6 ROAD)		

EXTRA INNING GAMES (4) 2-2

DATE	OPP	RESULT	SCORE	W	L	S	TIME
4/20	@NWA	W (10)	3-2	Otanez, M (1-0)	Biasi, D (1-1)	Rice, J (1)	3:08
4/26	FRI	W (10)	12-11	Workman, B (1-0)	Church, M (0-1)	-	3:24
5/20	@FRI	L (10)	8-7	Kelly, A (2-0)	Stumpo (0-1)	-	3:26
6/3 (G1)	SPR	L (8)	5-4	Roycroft, C (1-0)	Backhus, K (0-1)	Granillo, A (2)	2:26

PINCH HITTER TOTALS

PLAYER	DATE	SITUATION	RESULT
Watkins	5/9	Bot. 8, 2 outs	Triple

DOUBLEHEADERS (2) 2-2























DATE	OPP	RESULT	SCORE	W	L	S	TIME
5/14 (G1)	MID	W	10-1	Albright, L (2-2)	Ginn, J (0-2)	-	1:40
5/14 (G2)	MID	L	13-1	Tomioka, S (1-0)	Hill, J (0-3)	-	2:32
6/3 (G1)	SPR	L (8)	5-4	Roycroft, C (1-0)	Backhus, K (0-1)	Granillo, A (2)	2:26
6/3 (G2)	SPR	W	6-1	Olivero, D (2-4)	Hernandez, K (5-2)	-	1:39

WALK-OFF WINS

DATE	SCORE	GAME-WINNING PLAY
4/26	12-11 (10th)	Lawlar RBI-double
6/1	3-2 (7th)	Duzenack two RBI Single

SHUTOUTS (6) 4-2

DATE	OPP	RESULT	SCORE	W	L	S	TIME
4/19	@NWA	W	5-0	Jarvis, B (2-1)	Veneziano, A (1-1)	-	2:29
4/21	@NWA	L	5-0	Hoffmann, A (2-1)	Hill, J (0-1)	-	2:26
4/22	@NWA	L	5-0	Marsh, A (1-0)	Patrick, C (0-3)	-	2:14
5/3	@CC	W	3-0	Pope, A (1-0)	Kouba, R (1-1)	Backhus, K (4)	2:15
5/27	@SA	W	1-0	Patrick, C (2-5)	Snider, D (0-3)	-	2:30
6/7	@MID	W	4-0	Green, J (1-0)	Cusick, R (3-3)	-	2:35

#14 KYLE BACKHUS - LHP				2023 HIGHS: IP - 2.0, K - 4, BB - 2, H - 3, R - 5, ER - 5				RECENT APPEARANCES										
HEIGHT: 6'4"		WEIGHT: 185		B/T: L/L		AGE: 25 (1/31/1998 in New Waverly, TX)		DATE	DEC	P-S	IP	H	R	ER	HR	BB	SO	IR/S
20 G		0-1		6/6 SV/SVO		31/10 K/BB		3.91 ERA										
OVERALL: 20 G, 0-1, 25.1 IP, 11 ER, 22 H, 3 HR, 31 K, 10 BB JUNE: 5 G, 0-1, 0.00 ERA, 4.2 IP, 2 H, R, 6 K, 3 BB, 1/1 SVO																		
LAST 10 G: 0-1, 3.27 ERA, 11.0 IP, 12 H, 5 R, 4 ER, 15 K, 6 BB, HR VS SA: 2 G, 0-0, 0.00 ERA, 2 GF, 3.0 IP, 3 H, 4 K, VS LHB: 216/356/297, 8 H, 3 2B, 3 RBI, 13 K, 7 BB AWAY: 12 G, 0-0, 0.55 ERA, 16.1 IP, ER, 14 H, 17 K, 3 BB																		
<div><div> Named the D-backs MiLB.com Organization All-Star last season.</div><div> Allowed no earned runs in 30 of his 40 appearances in 2022 and logged his season high 2.0 IP 11 separate times.</div><div> From 5/14-8/26/2022 (34.2 IP), he held his opponent to 0 earned runs in 22 out of 26 straight appearances, allowing just seven (7) earned runs total (1.84 ERA) with his 61 punchies across 39.0 innings in Hillsboro in 2022 being good for a 14.1 K/9.</div><div> In his first 10 games this season, he wielded a 4.00 K:BB (16 K, 4 BB) and held his opponent scoreless seven times.</div></div>																		
2023 SPLITS		VS. RHB: .241/.279/.414, 14 H, 3 HR, 2B, 7 RBI, 16 K, 3 BB HOME: 8 G, 10.00 ERA, 0-1, 9.0 IP, 11 R, 10 ER, 8 H, 3 HR, 14 K, 7 BB, HB W/ RISP: .200/.238/.400, 4 H, HR, 2B, 7 RBI, 6 K						VS. LHB: .216/.356/297, 8 H, 3 2B, 3 RBI, 13 K, 7 BB AWAY: 12 G, 0-0, 0.55 ERA, 16.1 IP, ER, 14 H, 17 K, 3 BB						LAST WIN: 9/10/22 vs. ARK LAST LOSS: 6/3/23 vs. SPR, G1 LAST SAVE: 6/11/23 @ MID				
#24 JACKSON GODDARD - RHP				2023 HIGHS: IP - 2.1, K - 5, BB - 3, H - 4, R - 4, ER - 4				RECENT APPEARANCES										
HEIGHT: 6'3"		WEIGHT: 220		B/T: R/R		AGE: 26 (12/12/1996 in Tulsa, OK)		DATE	DEC	P-S	IP	H	R	ER	HR	BB	SO	IR/S
14 G		1-1		0/2 SV/SVO		22/14 K/BB		6.98 ERA										
OVERALL: 14 G, 1-1, 19.1 IP, 16 R, 15 ER, 21 H, 4 HR, 22 K, 14 BB JUNE: 1 G, 0-0, 1.0 IP, 2 ER, 2 H, HR, BB																		
LAST 10 G: 1-1, 4.32 ERA, 16.2 IP, 13 H, 9 R, 8 ER, 4 HR, 19 K, 9 BB VS. SA: 1 G, 0-0, 0.00 ERA, HLD, 1.1 IP, 1 H, R, K, BB VS. LHB: .324/.410/.676, 11 H, 3 2B, 3 HR, 7 RBI, 10 K, 5 BB AWAY: 8 G, 7.20 ERA, 1-1, 10.0 IP, 13 H, HR, 9 R, 8 ER, 13 K, 8 BB																		
<div><div> Selected by the Arizona Diamondbacks in the 3rd round (99th overall) of the 2018 MLB draft out of the University of Kansas (Lawrence, Kansas).</div><div> From 7/20-8/31/2021 (9 G, 8 GS), he allowed just seven (7) earned runs across 24.0 IP (2.63 ERA) while punching out 25 batters (9.4 K/9).</div><div> He did not allow an earned run in his first seven (7) appearances (4/22-7/5) in 2022 (7.2 IP).</div><div> Though his first 10 relief appearances in 2023, he held the opposition scoreless four times and to one hit or less six times and posted a 12.2 K/9 (19 K, 14.0 IP).</div></div>																		
2023 SPLITS		VS. RHB: .222/.352/.366, 10 H, 3 2B, HR, 9 RBI, 12 K, 9 BB HOME: 6 G, 6.75 ERA, 0-0, 9.1 IP, 8 H, 3 HR, 7 R, 7 ER, 9 K, 6 BB W/ RISP: .368/.455/.474, 7 H, 2 2B, 9 RBI, 7 K, 3 BB						VS. LHB: .324/.410/.676, 11 H, 3 2B, 3 HR, 7 RBI, 10 K, 5 BB AWAY: 8 G, 7.20 ERA, 1-1, 10.0 IP, 13 H, HR, 9 R, 8 ER, 13 K, 8 BB						LAST WIN: 5/5/23 @ CC LAST LOSS: 5/16/23 @ FRI LAST SAVE: 8/31/19 vs. BUR (A)				
#38 CONOR GRAMMES - RHP				2023 HIGHS: IP - 2.0, K - 3, BB - 3, H - 2, R - 1, ER - 1				RECENT APPEARANCES										
HEIGHT: 6'1"		WEIGHT: 200		B/T: R/R		AGE: 25 (7/13/1997 in McLean, VA)		DATE	DEC	P-S	IP	H	R	ER	HR	BB	SO	IR/S
5 G		2-1		0/1 SV/SVO		9/7 K/BB		1.23 ERA										
OVERALL: 5 G, 2-1, 2 HLD, 7.1 IP, 4 H, 9 K, 7 BB JUNE: 4 G, 1-1, 1.69 ERA, 5.1 IP, ER, 4 H, 6 K, 6 BB																		
LAST 10 G: 2-1, 1.23 ERA, 7.1 IP, 4 H, ER, 9 K, 7 BB VS. SA: 1 G, 1-0, 0.00 ERA, 2.0 IP, 3 K, BB VS. LHB: .286/.474/.286, 4 H, 2 RBI, 4 K, 5 BB AWAY: 3 G, 1-0, 0.00 ERA, 5.0 IP, 2H, 7 K, 3 BB																		
<div><div> Selected by the Arizona Diamondbacks 5th round of the 2019 MLB draft out of Xavier University (Cincinnati, OH).</div><div> In games where he logged at least 2.0 innings on the bump (6 G) in 2022, he also posted his most single-game strikeouts, encompassing both of his five (8/4 & 8/13) and four K (8/9 & 8/30) performances.</div><div> Across a 12 game stretch, he logged at least two strikeouts in all but one relief appearances from 7/15-9/3/22 (19.0 IP), logging 36 total punch outs (17.1 K/9) across the stretch.</div></div>																		
2023 SPLITS		VS. RHB: .000/.182/.000, 5 K, 2 BB, 11 PA HOME: 2 G, 1-1, 2.1 IP, ER, 2 H, 2 K, 4 BB W/ RISP: .100/.250/.100, H, 2 RBI, 3 K, 2 BB						VS. LHB: .286/.474/.286, 4 H, 2 RBI, 4 K, 5 BB AWAY: 3 G, 1-0, 0.00 ERA, 5.0 IP, 2H, 7 K, 3 BB						LAST WIN: 6/1/23 vs. SPR LAST LOSS: 6/4/23 vs. SPR LAST SAVE: 5/21/23 @ EUG (A+)				
#35 JOSH GREEN - RHP				2023 HIGHS: IP - 3.0, K - 4, BB - 2, H - 3, R - 2, ER - 2				RECENT APPEARANCES										
HEIGHT: 6'3"		WEIGHT: 211		B/T: R/R		AGE: 27 (8/31/1995 in Baton Rouge, LA)		DATE	DEC	P-S	IP	H	R	ER	HR	BB	SO	IR/S
12 G		1-0		1/1 SV/SVO		16/6 K/BB		3.26 ERA										
OVERALL: 12 G, 1-0, 19.1 IP, 7 ER, 13 H, 2 HR, 16 K, 6 BB, 2 HBP JUNE: 3 G, 1-0, 4.0 IP, 2 H, 3 K, BB																		
LAST 10 G: 1-0, 3.78 ERA, 16.2 IP, 7 ER, 13 H, 2 HR, 13 K, 6 BB VS. SA: -- VS. LHB: .200/.273/.367, 6 H, 2 2B, HR, RBI, 9 K, BB AWAY: 5 G, 1-0, 0.90 ERA, 10.0 IP, R, ER, 5 H, 7 K, 3 BB																		
<div><div> Former NWL Mid-Season All-Star (2018), NWL Post-Season All-Star (2018), CAL Pitcher of the Week (6/30/2019) and Baseball America High Class A All-Star (2019).</div><div> Began his professional career in Hillsboro and made his professional and A(Short) debut on 6/16/18 and tossed 1.0 innings and allowed one (1) ER on three (3) hits and a walk.</div><div> From 5/18-7/31/22 (18 G, 1 GS), he allowed zero (0) earned runs 12 times, posting a 3.60 ERA (14 ER, 35.0 IP) across the stretch.</div></div>																		
2023 SPLITS		VS. RHB: .175/.267/.350, 7 H, 2 3B, HR, 6 RBI, 7 K, 5 BB HOME: 7 G, 5.79 ERA, 0-0, 9.1 IP, 6 ER, 8 H, 2 HR, 9 K, 3 BB, HB W/ RISP: .154/.154/.308, 2 H, 3B, 4 RBI, 3 K						VS. LHB: .200/.273/.367, 6 H, 2 2B, HR, RBI, 9 K, BB AWAY: 5 G, 1-0, 0.90 ERA, 10.0 IP, R, ER, 5 H, 7 K, 3 BB						LAST WIN: 6/7/23 @ MID LAST LOSS: 8/3/22 @ FRI LAST SAVE: 6/10/23 @ MID				
#18 AUSTIN POPE - RHP				2023 HIGHS: IP - 2.1, K - 5, BB - 2, H - 4, R - 4, ER - 3				RECENT APPEARANCES										
HEIGHT: 6'3"		WEIGHT: 210		B/T: R/R		AGE: 23 (10/26/1998 in White Plains, NY)		DATE	DEC	P-S	IP	H	R	ER	HR	BB	SO	IR/S
18 G		1-0		-/- SV/SVO		35/10 K/BB		2.93 ERA										
OVERALL: 18 G, 1-0, 3 HLD, 26 H, 27.2 IP, 10 R, 9 ER, HR, 35 K, 10 BB JUNE: 3 G, 0-0, 0.00 ERA, HLD, 7.0 IP, 4 H, 6 K, 2 BB																		
LAST 10 G: 0-0, 2 HLD, 2.25 ERA, 16.0 IP, 15 H, 5 R, 4 ER, 18 K, 6 BB VS. SA: 3 G, 0-0, HLD, 5.06 ERA, 5.1 IP, 5 H, 4 R, 3 ER, 5 K, 2 BB VS. LHB: .205/.279/.282, 8 H, 2B, 3B, RBI, 13 K, 4 BB AWAY: 8 G, 2.30 ERA, 1-0, 15.2 IP, 4 ER, 12 H, 19 K, 6 BB																		
<div><div> Former NWL Pitcher of the week (9/5/2021), which he earned while with High-A Hillsboro.</div><div> He will be spending his second season in the yellow city, logging 18 relief appearances with the Soddies in 2022, and posting an 8.49 ERA (28 ER, 29.2 IP).</div><div> In his first 10 appearances this season, he punched out 20 and walked six batters (3.33 K:BB) and wielded a 3.52 ERA (6 ER, 15.1 IP).</div><div> In 11 appearances since 5/3, holds a 1.96 ERA over 18.1 IP, allowing just four earned runs on 16 hits with 23 K and six walks.</div></div>																		
2023 SPLITS		VS. RHB: .277/.338/.400, 18 H, 3 2B, 3B, HR, 12 RBI, 22 K, 6 BB HOME: 9 G, 0-0, 3.75 ERA, 12.0 IP, 14 H, 5 ER, HR, HBP, 16 K, 4 BB W/ RISP: .121/.233/.152, 4 H, 2B, 12 RBI, 13 K, 5 BB						VS. LHB: .205/.279/.282, 8 H, 2B, 3B, RBI, 13 K, 4 BB AWAY: 8 G, 2.30 ERA, 1-0, 15.2 IP, 4 ER, 12 H, 19 K, 6 BB						LAST WIN: 5/3/23 @ CC LAST LOSS: 6/2/22 vs. MID LAST SAVE: 5/14/22 vs. SPO (A+)				
#31 JAKE RICE - LHP				2023 HIGHS: IP - 1.1, K - 3, BB - 3, H - 3, R - 5, ER - 5				RECENT APPEARANCES										
HEIGHT: 6'1"		WEIGHT: 220		B/T: L/L		AGE: 25 (7/19/1997 in Birmingham, AL)		DATE	DEC	P-S	IP	H	R	ER	HR	BB	SO	IR/S
18 G		2-0		2/2 SV/SVO		19/13 K/BB		12.06 ERA										
OVERALL: 18 G, 2-0, HLD, 15.2 IP, 11 H, 21 ER, 2 HR, 19 K, 13 BB, 6 HB JUNE: 3 G, 0-0, 0.00 ERA, 3.0 IP, K, BB, HB																		
LAST 10 G: 0-0, 13.00 ERA, HLD, SV, 9.0 IP, 7 H, 13 ER, 2 HR, 5 HB, 10 K, 6 BB VS. SA: 3 G, 0-0, 31.50 ERA, 2.0 IP, 3 H, 7 R, 7 ER, 3 K, 3 BB, 3 HB VS. LHB: .167/.375/.208, 4 H, 2B, 4 RBI, 6 K, 6 BB, 2 HB AWAY: 9 G, 1-0, 15.95 ERA, 7.1 IP, 13 ER, 6 H, HR, 9 K, 6 BB, 5 HB																		
<div><div> Made his professional and Low-A debut on 8/18/2021 and tossed 3.2 innings of relief, allowing just one (1) hit and punching out six (6).</div><div> In his Double-A and Soddie debut (5/26/2022 @ARK), he tossed 2.0 IP of relief and held the Travelers scoreless while scattering just two (2) hits and one (1) walk.</div><div> During his time in Hillsboro in 2022 (4/9-5/22), tied 1st in wins (3) and 2nd in game appearances (11) among qualified club mates.</div><div> From 8/12-9/16/2022 (AMA), he held his opponent scoreless in eight (8) out of 10 straight relief appearances (9.2 IP), allowing just four (4) earned runs and punching out 10 in the process (3.91 ERA).</div></div>																		
2023 SPLITS		VS. RHB: .206/.400/.471, 7 H, 3 2B, 2 HR, 9 RBI, 13 K, 7 BB, 4 HB HOME: 9 G, 1-0, 8.64 ERA, 8.1 IP, 5 H, 8 R, 8 ER, HR, 10 K, 7 BB W/ RISP: .429/.600/.786, 6 H, 2 2B, HR, 11 RBI, 3 K, 5 BB, HB						VS. LHB: .167/.375/.208, 4 H, 2B, 4 RBI, 6 K, 6 BB, 2 HB AWAY: 9 G, 1-0, 15.95 ERA, 7.1 IP, 13 ER, 6 H, HR, 9 K, 6 BB, 5 HB						LAST WIN: 4/25/23 vs. FRI LAST LOSS: 8/24/21 vs. RC (A-) LAST SAVE: 5/19/23 @ FRI				

#27 ANDREW SAALFRANK - LHP 2023 HIGHS: IP - 2.0, K - 5, BB - 4, H - 5, R - 3, ER - 3

HEIGHT: 6'3" WEIGHT: 205 B/T: L/L AGE: 27 (8/18/1997 in Fort Wayne, IN)


19 G 3-0 1/1 SV/SVO 44/20 K/BB 2.43 ERA


OVERALL: 18 G, 3-0, 29.2 IP, 9 R, 8 ER, 19 H, 44 K, 20 BB **JUNE:** 3 G, 1-0, 2.08 ERA, 4.1 IP, ER, H, 5 K, 5 BB

LAST 10 G: 2-0, 0.60 ERA, 3 HLD, 1 SV, 15.0 IP, 4 H, R, 21 K, 9 BB **VS. SA:** 2 G, 0-0, 0.00 ERA, HLD, 1/1 SVO, 3.2 IP, 6 K, BB

 Across his first 12 appearances this season, he held the opposition to no earned runs nine times while striking out 29 in 19.1 IP (13.7 K/9).

 From 5/4-5/18/23, he logged 6.1 consecutive scoreless innings across five relief appearances and punched out seven while walking two.

 Punched out the most batters (21) among dedicated relievers on the club in the month of April this season, also good for second most overall.

 Earned his first professional save on 5/27/23 in San Antonio as part of a combined two-hit shutout.

2023 SPLITS

VS. RHB: .130/.238/.159, 9 H, 2 2B, 5 RBI, 30 K, 9 BB
HOME: 8 G, 4.63 ERA, 1-0, 11.2 IP, 7 R, 6 ER, 13 H, 17 K, 10 BB
W/ RISP: .175/.261/.225, 7 H, 2 2B, 8 RBI, 20 K, 5 BB

VS. LHB: .294/.467/.353, 10 H, 2 2B, 4 RBI, 14 K, 11 BB
AWAY: 11 G, 2-0, 1.00 ERA, 18.0 IP, 2 ER, 6 H, 27 K, 10 BB

RECENT APPEARANCES

DATE	DEC	P-S	IP	H	R	ER	HR	BB	SO	IR/S
5/4	ND	24-11	1.0	1	2	2	0	2	1	0/0
5/7	ND	16-9	1.0	0	0	0	0	1	1	0/0
5/10	W	18-14	1.2	1	0	0	0	0	3	2/0
5/14 (G1)	ND	8-6	1.0	0	0	0	0	0	1	0/0
5/18	ND	40-24	2.0	2	0	0	0	1	2	0/0
5/21	H	22-14	1.1	0	0	0	0	1	3	1/0
5/24	H	18-13	1.2	0	0	0	0	0	3	2/0
5/27	S	28-16	2.0	0	0	0	0	1	3	0/0
5/30	ND	19-10	1.0	0	0	0	0	1	1	0/0
6/4	H	36-16	1.1	1	1	1	0	3	2	2/0
6/7	ND	19-8	1.0	0	0	0	0	2	1	0/0
6/10	W (3)	25-17	2.0	0	0	0	0	0	2	0/0

LAST WIN: 6/10/23 VS. MID

LAST LOSS: 7/6/22 vs. EUG (A+)

LAST SAVE: 5/27/23 @ SA

#25 MITCHELL STUMPO - RHP 2023 HIGHS: IP - 2.1, K - 4, BB - 3, H - 2, R - 2, ER - 1


HEIGHT: 6'2" WEIGHT: 205 B/T: R/R AGE: 26 (6/17/1996 in Raleigh, NC)


10 G 1-1 -/- SV/SVO 18/14 K/BB 6.10 ERA

OVERALL: 10 G, 1-1, 2 HLD, 10.1 IP, 11 H, 9 R, 7 ER, 18 K, 14 BB **JUNE:** 2 G, 0-0, HLD, 1.2 IP, 3 H, 2 R, 2 ER, 3 K, 2 BB

LAST 10 G: 1-1, 2 HLD, 6.10 ERA, 10.1 IP, 11 H, 9 R, 7 ER, 18 K, 14 BB **VS. SA:** 2 G, 0-0, 0.00 ERA, HLD, 2.0 IP, 3 H, 3 K, 2 BB

 Signed by the Arizona Diamondbacks as a minor league free agent on 7/2/2019 out of Guilford College (Guilford, NC).

 In his debut season from 8/8-8/30, appeared in seven straight games (9.0 IP) without allowing a run, conceding just two hits, a plunk and three walks while fanning 12 for a 12.0 K/9 and a 4.0 strikeout to walk ratio.

 Last season with Triple-A Reno, he finished the season with a 1.34 WHIP and a 10.6 K/9 (51 K, 43.1 IP)

2023 SPLITS

VS. RHB: .227/.357/.227, 5 H, 4 RBI, 10 K, 5 BB
HOME: 4 G, 1-0, 3.38 ERA, 5.1 IP, 5 H, 2 ER, 9 K, 4 BB
W/ RISP: .263/.444/.263, 5 H, 8 RBI, 10 K, 7 BB

VS. LHB: .333/.556/.444, 6 H, 3B, 4 RBI, 8 K, 9 BB
AWAY: 6 G, 0-1, 9.00 ERA, 5.0 IP, 6 H, 7 R, 5 ER, 9 K, 10 BB

RECENT APPEARANCES

DATE	DEC	P-S	IP	H	R	ER	HR	BB	SO	IR/S
5/2	ND	17-11	1.0	0	0	0	0	1	3	0/0
5/5	H	24-12	0.2	1	1	1	0	3	1	2/2
5/9	ND	21-10	1.0	1	1	1	0	1	1	0/0
5/12	ND	19-9	1.0	0	1	1	0	1	2	0/0
5/17	ND	24-13	1.0	1	2	1	0	2	1	0/0
5/20	L (1)	14-10	0.2	2	2	1	0	0	2	2/0
5/26	ND	23-12	1.0	1	0	0	0	2	1	3/3
5/31	W	43-28	2.1	2	0	0	0	2	4	0/0
6/6	ND	30-16	0.2	1	2	2	0	2	1	0/0
6/13	H (2)	20-13	1.0	2	0	0	0	0	2	0/0

LAST WIN: 5/31/23 vs. SPR

LAST LOSS: 5/20/23 vs FRI

LAST SAVE: 4/12/23 vs SAC (AAA)

#21 BLAKE WORKMAN - RHP 2023 HIGHS: IP - 3.1, K - 5, BB - 2, H - 5, R - 3, ER - 3

HEIGHT: 6'3" WEIGHT: 195 B/T: R/R AGE: 25 (10/8/1997 in Las Vegas, NV)


16 G 1-0 -/- SV/SVO 30/8 K/BB 6.00 ERA


OVERALL: 16 G, 1-0, 27.0 IP, 30 H, 20 R, 18 ER, 9 HR, 30 K, 8 BB **JUNE:** 2 G, 0-0, 8.10 ERA, 3.1 IP, 5 H, 3 R, K, BB

LAST 10 G: 0-0, 6.48 ERA, HLD, 16.2 IP, 23 H, 14 R, 12 ER, 7 HR, 17 K, 3 BB **VS. SA:** 1 G, 0-0, 0.00 ERA, 2.0 IP, 2 H, 2 R, K, BB

 The former Mid-Season All-Star (2019, Single-A KC Cougars) enters his 5th season of professional ball.

 He split last season with Double-A Amarillo and Triple-A Reno, posting a 4.64 ERA at the Triple-A level in 2022.

 Across 13 relief appearances, he logged a 4.32 ERA in Amarillo last season with 20 punchies in 16.2 IP.

 In his first 10 games this season, he toled a 3.57 K/BB (25 K, 7 BB) with a 4.74 ERA (10 ER, 19.0 IP) while punching out three or more in an appearance five times.

2023 SPLITS

VS. RHB: .273/.304/.576, 18 H, 6 HR, 2 2B, 16 RBI, 17 K, 3 BB
HOME: 6 G, 6.30 ERA, 1-0, 10.0 IP, 7 R, 7 ER, 13 H, 3 HR, 11 K, 4 BB
W/ RISP: .351/.385/.595, 13 H, 3 2B, 2 HR, 19 RBI, 8 K, 2 BB, IBB

VS. LHB: .286/.375/.643, 12 H, 4 2B, 3B, 3 HR, 12 RBI, 13 K, 5 BB, IBB
AWAY: 10 G, 0-0, 5.82 ERA, 17.0 IP, 17 H, 13 R, 11 ER, 6 HR, 19 K, 4 BB

RECENT APPEARANCES

DATE	DEC	P-S	IP	H	R	ER	HR	BB	SO	IR/S
4/22	ND	45-24	2.0	3	3	3	1	1	2	0/0
4/26	W	46-32	3.1	0	0	0	0	1	4	2/0
4/30	ND	46-31	2.0	4	2	2	0	1	3	2/1
5/4	ND	32-23	2.0	3	2	2	2	0	4	0/0
5/7	ND	37-21	2.0	1	0	0	0	1	2	0/0
5/12	ND	36-24	2.2	3	0	0	0	0	3	3/1
5/17	ND	31-26	1.2	3	3	3	1	0	3	1/1
5/21	H	10-8	1.0	0	0	0	0	0	0	0/0
5/26	ND	40-22	2.0	2	2	2	0	0	1	0/0
5/31	ND	10-6	0.0	2	2	2	2	0	0	2/2
6/7	ND	20-13	1.1	0	0	0	0	1	0	3/0
6/10	ND	30-21	2.0	5	3	3	2	0	1	0/0

LAST WIN: 4/26/23 vs. FRI

LAST LOSS: 5/17/22 vs. TUL

LAST SAVE: 5/14/22 @ SPR

PITCHER STARTS: Albright (12), Hill (11), Olivero (11), Patrick (11), Bain (5), Tineo (4), Jarvis (3), Davies (1)

TEAM PITCHING

HOME VS. ROAD TEAM PITCHING

PITCHING STREAKS

CONSECUTIVE SCORELESS APPEARANCES

PLAYER	LENGTH(IP)-DATES	STREAK STATS	PLAYER	LENGTH - DATES	STREAK STATS
Saalfrank	12.1 - 5/4-5/30	9 G, 3 H, 18 K, 5 BB, HB	Backhus	9 G - 5/18-6/11	10 H, 14 K, 4 BB, HB
Patrick	11.1 - 5/21-6/3	3 GS, 3 H, 12 K, 4 BB	Saalfrank	8 G - 5/7-5/30	3 H, 17 K, 5 BB, HB
Backhus	10.2 - 5/18-6/11	9 G, 10 H, 14 K, 4 BB, HB	Backhus	6 G - 4/15-5/3	2 H, 2 BB, 9 K
Backhus	9.1 - 4/12-5/6	8 G, 4 H, 12 K, 2 BB	Pope	5 G - 5/26 - 6/13	4 H, 9 K, 29 BF
Pope	7.1 - 5/26-6/13	5 G, 4 H, 9 K, 2 BB, HB	Green	3 G, 6/3-10	2 H, 3 K, BB, 15 BF
Hill	7.1 - 4/8-4/15	2 GS, 6 H, 9 K, 4 BB, HBP	Rice	3 G, 5/14-19	0 H, 4 K, 0 BB 1 SV
Goddard	6.0 - 4/26-5/9	4 G, 8 K, H	Pope	3 G, 5/10-19	6 H, 6 K, BB
Workman	5.2 - 5/4-5/17	4 G, 4 H, 8 K, BB	Rice	3 G - 4/20-27	BB, 3 K
Jarvis	5.1 - 4/13-4/19	2 GS, 9 K, 4 BB	Grammes	2 G, 6/8-11	2 H, 4 K, 2 BB
Albright	5.0 - 5/2	1 GS, H, 7 K, 2 BB	Montes De Oca	2 G, 6/8-11	0 H, K, 2 BB
Hill	4.2 - 6/7	1 GS, 3 H, 5 K, 2 BB, HB	Rice	2 G, 6/3-9	0 H, BB, HB
Davies	4.2 - 5/20	1 GS, 3 H, 7 K, BB	Saalfrank	2 G, 6/7-10	0 H, 3 K, 2 BB
Pope	4.2, 5/10-19	6 H, 6 K, BB	Fisher	2 G - 4/21-25	H, BB, 2 K
Green	4.2 - 4/30-5/5	3 G, 3 H, 3 K, BB	Goddard	2 G - 4/28-5/5	H, 6 K

EJECTIONS

PLAYER/COACH	DATE/LOCATION	UMPIRE	REASON
Shawn Roof	4/30, HODGETOWN vs. FRI	HP Jarrod Moehlmann	Arguing call
Shawn Roof	5/20, Riders Field @ FRI	3B Steven Rios Jr.	Arguing call
Shawn Roof	6/9, Momentum Bank Ballpark @ MID	3B Sean Sparling	Checked swing

AWARDS

PLAYER/COACH	AWARD	DATES	STATS
Bryce Jarvis	TEX Pitcher of the Week	4/17-4/23/2023	W, 5.0 IP, 0 H, 8 K, 4 BB
Ryan Bliss	Texas League Player of the Month	April	.410 AVG (34-for-83), 2 HR, 14 RBI, 17 R, 18 G
Chad Patrick	TEX Pitcher of the Week	5/22-5/28/2023	W, 7.0 IP, 2 H, 6 K, 2 BB
Ryan Bliss	Texas League Player of the Month	May	.361 AVG (35-for-97), 5 HR, 13 RBI, 21 R, 23 G
Andrew Saalfrank	Amarillo Player of the Month	May	9 G, 1-0, 1.42 ERA, 12.2 IP
Ryan Bliss	Amarillo Player of the Month	May	.361 AVG (35-for-97), 5 HR, 13 RBI, 21 R, 23 G

2023 MILESTONES ON THE HORIZON

NAME	MILESTONE	TO MEET
Jeff Bain	500 Career Strikeouts	15
Jonathan Guzman	500 Career Hits, 2000 Career At-Bats	63, 33
Josh Green	250 Career Strikeouts	2
Austin Pope	250 Career Strikeouts, 200 Career IP	21, 5.2
Ryan Bliss	100 Career RBI	9
Kyle Backhus	150 Career Strikeouts	17
Hugh Fisher	100 Career Strikeouts	14

2023 MILESTONES REACHED

NAME	MILESTONE	DATE
Luke Albright	150 Career IP	4/7 @ FRI
Ryan Bliss	150 Career Hits	4/14 vs. CC
A.J. Vukovich	150 Career RBI	4/16 vs. CC
Tim Tawa	150 Career Hits	4/16 vs. CC
A.J. Vukovich	150 Career RBI	4/16 vs. CC
Andrew Saalfrank	100 Career Strikeouts	4/20 @ NWA
Jamison Hill	150 Career Strikeouts	4/21 @ NWA
Austin Pope	200 Career Strikeouts	4/21 @ NWA
Devison De Los Santos	150 Career RBI	4/26 vs. FRI
Jackson Goddard	150 Career Strikeouts	4/28 vs. FRI
Deyni Olivero	400 Career IP	4/29 vs. FRI
Tristin English	250 Career Hits	4/29 vs. FRI
Adrian Del Castillo	100 Career Hits	4/30 vs. FRI
A.J. Vukovich	250 Career Hits	5/4 @ CC
Michel Otanez	250 Career Strikeouts	5/17 @ FRI
Ryan Bliss	200 Career Hits	5/28 @ SA
Kyle Backhus	100 Career IP	6/1 vs. SPR
Deyni Olivero	300 Career Strikeouts	6/3 vs. SPR (G2)
Jordan Lawlar	150 Career Hits	6/3 vs. SPR (G1)

SOD POODLES vs. LEAGUE IN 2023 (REGULAR SEASON)

NORTH DIVISION	OVERALL	HOME	AWAY	SOUTH DIVISION	OVERALL	HOME	AWAY
Arkansas	0-0	0-0	0-0	Corpus Christi	5-7	3-3	2-4
NW Arkansas	3-3	0-0	3-3	Frisco	7-8	3-3	4-5
Springfield	4-2	4-2	0-0	Midland	8-4	2-4	6-0
Tulsa	0-0	0-0	0-0	San Antonio	3-4	1-0	2-4
Wichita	0-0	0-0	0-0	---			

SOD POODLES vs. LEAGUE ALL-TIME (REGULAR SEASON)

NORTH DIVISION	OVERALL	HOME	AWAY	SOUTH DIVISION	OVERALL	HOME	AWAY
Arkansas	11-14	6-6	5-8	Corpus Christi	46-44	23-17	23-27
NW Arkansas	18-14	8-5	10-9	Frisco	44-48	25-25	19-23
Springfield	17-14	10-8	7-6	Midland	53-40	26-23	27-17
Tulsa	17-21	8-11	9-10	San Antonio	26-25	11-8	15-17
Wichita	10-8	3-3	7-5	---			

SOD POODLES OFFENSE

Most Runs, Game: 13 (3x: Last: 6/10 @ MID)
Most Runs, Inning: 7 (4x: Last: 5/31 vs. SPR, 7th inning)
Most Hits, Game (Team): 18 (3x: Last: 6/8 @ MID)
Most Hits, Game (Indiv.): 4 (3x: Last: Beer, 6/8 @ MID)
Fewest Hits, Game: 2 (3x: Last: 5/18 @ FRI)
Most Hits, Inning: 8 (5/5 @ CC, 3rd inning)
Most HRs, Game (Team): 4 (2x, Last: 6/13 vs SA)
Most HRs, Game (Indiv.): 2 (Vukovich, 6/10 @ MID)
Most HR, Inning (Team): 3 (6/10 @ MID, 1st, Bliss, Vukovich, Del Castillo)
Most SBs, Game (Team.): 7 (4/12 vs. CC)
Most SBs, Game (Indiv.): 2 (8x: Last: Lawlar, 6/10 @ MID)
Grand Slams: 1 (Vukovich, 6/4 vs. SPR)
Most Runners LOB, Team: 12 (2x: Last: 5/31 vs. SPR)
Most Runs Combined (Two Teams): 23 (4x: Last: 6/10 @ MID)
Most Hits Combined (Two Teams): 33 (4/12 vs. CC)
Most Home Runs During Series (Two Teams): 19 (5/9-5/14 vs. MID)
Most Runs To Overcome Deficit: 10 (4/26 vs. FRI)

SOD POODLES DEFENSE

Most Errors, Team: 4 (2x: Last: 5/23 @ SA)
Most Errors, Individual: 2 (Lawlar, 5/23 @ SA)
Most Double Plays: 3 (4/12 vs. CC)

SOD POODLES PITCHING

Most Ks, Team (9 innings): 14 (5/19 @ FRI)
Most Ks, Team (extra innings): 15 (5/20 @ FRI, 10)
Most Walks, Team: 11 (2x: Last: 5/26 @ SA)
Shutouts: 4 (Last: 6/7 @ MID)
Complete Games (9 IP): --
Complete Games (7 IP): --
Complete Game Shutout, Individual: --
Complete Game Shutout (9.0 IP) Individual: --
Longest Start: 7.0 IP (Patrick, 5/27 @ SA)
Longest Relief Appearance: 3.1 IP (2x: Last: Workman, 4/26 vs. FRI)
Most Ks, Individual: 8 (3x: Last: Albright, 6/11 @ MID)
Most Walks, Individual: 6 (2x: Last: Olivero, 5/23 @ SA)

OPPONENTS OFFENSE

Most Runs, Game: 16 (2x: Last: 5/11 vs. MID)
Most Runs, Inning: 8 (2x: Last: 5/17 @ FRI, 5th inning)
Most Hits, Game (Team): 19 (5/11 vs. MID)
Most Hits, Game (Indiv.): 5 (2x: Last: Calabuig, 5/11 vs. MID)
Fewest Hits, Game: 2 (3x: Last: 5/27 @ SA)
Most Hits, Inning: 7 (5/17 @ FRI)
Most HRs, Game (Team): 5 (5/9 vs. MID)
Most HRs, Game (Indiv.): 3 (Rave, 4/18 @ NWA)
Most SBs, Game (Indiv.): 3 (Acuña, 4/30 vs. FRI)
Grand Slams Against: 5 (Last: Hicks, 5/20 @ FRI)
Most Runners LOB, Team: 14 (5/26 @ SA)
Most Runs To Overcome Deficit: 6 (5/20 @ FRI)

OPPONENTS PITCHING

Most Ks Team (9 innings): 14 (3x: Last: 5/17 @ FRI)
Most Ks, Team (extra innings): 14 (4/20 @ NWA)
Most Walks, Team: 10 (4/20 @ NWA)
Most Ks, Individual: 10 (Leiter, 5/17 @ FRI)
Most Walks, Individual: 5 (Cusick, 5/14 vs. MID, G2)

OPPONENTS DEFENSE

Most Errors, Team: 3 (3x, Last: 6/13 vs SA)
Most Errors, Individual: 3 (Whitcomb, 4/12 vs. CC)
Most Double Plays: 3 (6/8 @ MID)

MISCELLANEOUS

Longest Home Game Time (9 innings): 3:16 (4/12 vs. CC)
Shortest Home Game Time (9 innings): 2:11 (5/30 vs. SPR)
Longest Road Game Time (9 innings): 3:13 (5/5 @ CC)
Shortest Road Game Time (9 innings): 2:05 (5/2 @ CC)
Longest Game Time (7 innings): 2:32 (5/14 vs. MID, G2)
Shortest Game Time (7 innings): 1:39 (6/3 vs. SPR, G2)
Longest Extra-Inning Game: 3:26 (5/20 @ FRI)
Longest Game (Innings): 10 (3x: Last: 5/20 @ FRI)
Longest Game Delay (Home): 0:40, 5/31 vs. SPR (rain)
Longest Game Delay (Road): 1:53, 5/19 @ FRI (rain)
Highest Attendance (Home): 7,165 (5/12 vs. MID)
Highest Attendance (Road): 10,019 (5/16 @ FRI)
Lowest Attendance (Home): 3,231 (4/25 vs. FRI)
Lowest Attendance (Road): 2,190 (6/11 @ MID)



LAST TIME IT HAPPENED - 2023

SOD POODLES (INDIVIDUAL)

Perfect Game:
No-Hitter (Individual):
No-Hitter (Combined):
No-Hitter (7-Inning):
1-Hitter (Individual):
1-Hitter (Combined):
2-Hitter (Individual):
2-Hitter (Combined): 3x: Last: 5/27 @ SA, Patrick/Saalfank
3-Hitter (Combined): 6x: Last: 6/11 @ MID, Albright/Montes De Oca, Grammes/Backhus
3-Hitter (Individual):
Complete Game Shutout (9 Inning):
Complete Game Shutout (7 Inning):
10 or more strikeouts (P):
Four (4) Hits: 3x, Last: Seth Beer (6/8 @ MID)
Five (5) Hits:
Six (6) Hits:
Three (3) Doubles:
Four (4) Doubles:
Two (2) Triples:
Two HR Game: Vukovich (6/10 @ MID)
Three HR Game:
Grand Slam (Home): Vukovich (6/4 vs. SPR)
Grand Slam (Road):
Inside-The-Park HR:
Back-To-Back HRs: 3x: Last: Del Castillo/De Los Santos (6/13 vs. SA)
Back-To-Back-To-Back HRs:
HR, Both Sides of the Plate:
Hitting for the Cycle:

HR in 2 straight games: 10x: Last: Bliss (6/10 @ MID, 6/13 vs SA)
HR in 3 straight games:
HR in 4 straight games:
Triple in 2 straight games:
Five (5) RBI:
Six (6) RBI:
Three Runs: 9x: Last: Lawlar (6/10 @ MID)
Four Runs: Vukovich (6/10 @ MID)
Five Runs:
Two Stolen Bases: 8x: Last: Lawlar (6/10 @ MID)
Three Stolen Bases:
Four Stolen Bases:
Steal of home (straight):
Steal of home (double steal): Vukovich/English, 4/12 vs. CC
Four (4) Walks: Roberts (5/31 vs. SPR)
Five (5) Walks:
10 Total Bases in a game:

SOD POODLES TEAM

20 Runs, Game:
20 Hits, Game:
10+ Runs, Inning:
Back-to-back 15-hit games:
Everyone in order gets a hit: 3x: Last: 6/9 @ MID
Everyone in order scores a run: 5/5 @ CC
Only player in order to get a hit:
15+ Strikeouts, Game (Batting):
Triple Play:
Winning Streak: 7 (6/6-6/13)
Losing Streak: 4 (2x: Last: 5/23-5/26)



HIGHS & LOWS - ALL TIME



SOD POODLES OFFENSE

Most Runs, Game: 20 (9/11/21 vs. TUL)
Most Runs, Inning: 11 (6/11/22 vs. FRI, 8th inning)
Most Hits, Game: 24 (9/11/21 vs. TUL)
Most Hits, Game (Indiv.): 5 (3x: Last: Barrosa, 7/22 @ MID)
Fewest Hits, Game: 0 (5/26/22 @ ARK)
Most HRs, Game (Team): 7, (6/5/21 @ FRI)
Most HRs, Game (Indiv.): 3, Olivares (5/5/19 vs. ARK)
Grand Slams: 12 (Last: Vukovich, 6/4 vs. SPR, 5th inning)
Most SBs, Game (Team.): 7 (4/12/23 vs. CC)
Most SBs, Game (Indiv.): 3 (5x: Last: Barrosa, 9/4/22 vs. FRI)
Most Runners LOB, Team: 14 (3x: Last: 7/30/21 vs. SA)
Most Runs Combined (Two Teams): 33 (4/12/23 vs. CC)
Most Hits Combined (Two Teams): 37 (2x: Last: 4/23/22 vs SA)
Most Home Runs During Series (Two Teams): 34 (9/7-12/21 vs. TUL)
Most Runs To Overcome Deficit: 10 (4/26/23 vs. FRI)

SOD POODLES DEFENSE

Most Errors, Team: 5 (6/19/21 vs. MID)
Most Errors, Individual: 2 (26x: Last: Lawlar, 5/23/23 @ SA)
Most Ground Into Double Plays: 4 (2x: Last: 9/17/21 vs. FRI)

SOD POODLES PITCHING

Most Ks, Team (9 innings): 17 (2x: Last: 5/9/21 @ TUL)
Most Ks, Team (extra innings): 19 (5/11/19 @ CC)
Most Walks, Team: 12 (8/27/22 @ CC)
Shutout: 24x: Last: 6/7/23 @ MID
Last Complete Game (9 IP): --
Last Complete Game (7 IP): Nelson (G1, 9/1/21 @ SA)
Last Complete Game (5 IP): Walston (7/29/22 vs. CC)
Last Complete Game Shutout: Frias (8/1/21 vs. SA (7))
Longest Start: 8.0 IP (Cecconi, 6/8/22 vs FRI)
Longest Relief Appearance: 3.1 IP (4x, last: Workman, 4/26 vs FRI)
Most Ks, Individual: 12 (4x: Last: Pfaadt: 6/23/22 @ CC)
Most Walks, Individual: 7 (Nelson, 7/6/21 @ SA)



LAST TIME IT HAPPENED - ALL TIME

SOD POODLES (INDIVIDUAL)

Perfect Game:
No-Hitter (Individual):
No-Hitter (Combined):
No-Hitter (7-Inning): 2x: Tabor, 7/11/21 @ SA; Frias, 8/1/21 vs. SA
1-Hitter (Individual): 7/29/22 (Walston, 5-inning game)
1-Hitter (Combined): 2x: Last: 4/16/22 (Jarvis, Weiss - 7 inning game)
2-Hitter (Individual):
2-Hitter (Combined): 5x: Last: 5/27/23 @ SA, Albright/Saalfrank
3-Hitter (Combined): 21x: Last: 6/11/23 @ MID, Albright/Montes De Oca/Garretts/Backhus
3-Hitter (Individual):
Complete Game Shutout (9 Inning):
Complete Game Shutout (7 Inning): 2x: Tabor, 7/11/21 @ SA; Frias, 8/1/21 vs. SA
10 or more strikeouts: 14x, Last: Walston (7/29/22 vs. CC)
Four (4) Hits: 31x: Last: Beer (6/8/23 @ MID)
Five (5) Hits: 3x: Last: Cedenio (8/18/22 @ MID)
Six (6) Hits:
Three (3) Doubles: 3x: Last: Carroll, (4/23/22 vs SA)
Four (4) Doubles:
Two (2) Triples:
Two HR Game: 30x: Last: Vukovich (6/10/23 @ MID)
Three HR Game: Olivares, 5/5/19 @ ARK
Grand Slam (Home): 10x: Last: Vukovich, 6/4/23 vs. SPR
Grand Slam (Road): 2x: Last: De La Cruz, 6/5/21 @ FRI
Inside-The-Park HR: 4x: Last: Basabe (6/19/21 vs WCH)
Back-To-Back HRs: 19x: Last: Del Castillo/De Los Santos (6/13/23 vs. SA)
Back-To-Back-To-Back HRs:
B-2-B-2-B-2-B HRs: 9/11/21 vs. TUL - Garrett/Kennedy/Fletcher/Canzone (3rd inning)
HR, Both Sides of the Plate: 3x: Last: Stankiewicz (7/15/22 vs SA)
Hitting for the Cycle:

OPPONENTS OFFENSE

Most Runs, Game: 21 (2x: Last: 9/2/22 vs. FRI)
Most Runs, Inning: 11 (9/2/22 vs. FRI, 5th inning)
Most Hits, Game (Team): 23 (9/2/22 vs. FRI)
Most Hits, Game (Indiv.): 6 (Guldberg, 4/10/22 vs MID)
Fewest Hits, Game: 0 (2x: Last: 8/1/21 vs. SA - Frias no-hitter)
Most HRs, Game (Team): 9 (Last: 5/17/22 vs. TUL)
Most HRs, Game (Indiv.): 4 (Chandler Redmond, 8/10/22 vs SPR)
Most SBs, Game (Indiv.): 3 (Acuña, 4/30/23 vs. FRI)
Grand Slams: 23 (Last: Hicks, 5/20/23 @ FRI, off Hill, 5th inning)
Most Runners LOB, Team: 16 (4/10/22 vs. MID)
Most Runs To Overcome Deficit: 10 (7/18/21 @ MID)

OPPONENTS PITCHING

Most Ks Team (9 innings): 17 (2x: Last: 5/9/21 @ TUL)
Most Ks, Team (extra innings): 19 (5/11/19 @ CC, 10)
Most Walks, Team: 10 (4x: Last: 4/20 @ NWA)
Shutout: 21x: Last: 4/22/23 @ NWA
Last Complete Game: Jones (5/26/22 (2) @ ARK)
Last Complete Game Shutout (7 IP): Jones (5/26/22 (2) @ ARK)
Most Ks, Individual: 14 (Dustin May, 6/22/19 @ TUL)
Most Walks, Individual: 7 (Robaina, 7/31/22 vs. CC)

OPPONENTS DEFENSE

Most Errors, Team: 4 (5x: Last: 7/22/22 @ MID)
Most Errors, Individual: 3 (3x: Last: Whitcomb, 4/12/23 vs. CC)
Most Ground Into Double Plays: 4 (2x: Last: 9/14/22 @ SA)

MISCELLANEOUS

Longest Home Game Time (9 innings): 4:08 (9/11/21 vs. TUL)
Shortest Home Game Time (9 innings): 2:01 (6/8/22 vs FRI)
Longest Road Game Time (9 innings): 3:34 (7/29/19 @ NWA)
Shortest Road Game Time (9 innings): 1:50 (8/21/22 @ MID)
Longest Game Time (7 innings): 2:36 (9/1/21 @ SA)
Shortest Game Time (7 innings): 1:29 (5/26/22 (2) @ ARK)
Longest Extra-Inning Game: 4:08 (4/22/22 vs. SA, 11)
Longest Game (Innings): 12 (2x: Last: 5/27/22 @ ARK)
Longest Game Delay (Home): 3:15 (5/18/21 vs. MID)
Longest Game Delay (Road): 1:53 (5/19/23 @ FRI)
Highest Attendance (Home): 7,481 (7/3/22 vs. NWA)
Highest Attendance (Road): 10,366 (5/18/19 @ FRI)
Lowest Attendance (Home): 3,851 (6/1/22 vs. MID)
Lowest Attendance (Road): 1,906 (8/17/22 @ MID)
Largest Margin of Victory: 15 (19-4, 6/9/21 vs. CC)
Largest Margin of Defeat: 19 (21-2, 9/2/22 vs. FRI)

SOD POODLES TEAM

HR in 2 straight games: 53x: Last: Bliss (6/9-13 @ MID, vs SA)
HR in 3 straight games: 7x: Last: Yerzy (8/11-14/22 vs SPR)
HR in 4 straight games:
Triple in 2 Straight games: 5x: Last: Carroll (5/17-18 vs. TUL)
Triple in 3 straight games: Carroll, 6/12-15 vs. FRI, @ SA)
Five (5) RBI: 11x: Last: Centeno (8/16/22 @ MID)
Six (6) RBI: 4x: Last: Forbes, (7/28/22 vs. CC)
Seven (7) RBI: Fletcher (5/8/22 vs MID)
Four Runs: 7x: Last: Vukovich (6/10/23 @ MID)
Five Runs: Perdomo (9/11/21 vs. TUL)
Two Stolen Bases: 42x: Last: Lawlar (6/10/23 @ MID)
Three Stolen Bases: 5x: Last: Barrosa (9/4/22 vs FRI)
Four Stolen Bases:
Steal of home (straight): 2x: Last: Barrosa (9/4/22 vs FRI)
Steal of home (double steal): 2x: Last: Vukovich/English (4/12/23 vs. CC)
Four (4) Walks: 3x: Last: Roberts (5/31/23 vs. SPR)
10 Total Bases in a Game: 6x: Last: Fletcher, 5/8/22 vs. MID
Most Total Bases in a game: 12 (2x: Last: Kennedy (9/11/21 vs. TUL))

SOD POODLES TEAM

20 Runs, Game: 20, 9/11/21 vs. TUL
20 Hits, Game: 5x: Last: 20, 8/18/22 @ MID
10+ Runs, Inning: 2x: Last: 6/11/22 vs. FRI (11, 8th inning)
Back-to-back 15-hit games: 2x: Last: 4/22-4/23/22 vs. SA
Everyone in order gets a hit: 29x: Last: 6/9/23 @ MID
Everyone in order gets multiple-hits: 5/8/22 vs. MID
Everyone in order scores a run: 7x: Last: 5/5/23 @ CC
Only player in order to get a hit: 4x: Last: Diaz, G1, 9/1/21 @ SA
15+ Strikeouts, Game (Batting): 16x: Last: 6/25/22 @ CC (16)
Triple Play:
Winning Streak: 7 (6/6-13/23)
Losing Streak: 7 (7/30-8/6/22)

[illegible][illegible][illegible]

Game	Date	Opponent	W/L	Winning Pitcher	Losing Pitcher	Save	Record	Standing	Attendance	TOG
1	4/6	@ FRI	L, 12-4	Anderson, G (1-0)	Jarvis, B (0-1)	-	0-1	T-2nd (-1.0)	8,320	2:28
2	4/7	@ FRI	W, 3-1	Albright, L (1-0)	Krauth, N (0-1)	Backhus, K (1)	1-1	T-1st (+0.5)	8,655	2:16
3	4/8	@ FRI	W, 5-3	Rice, J (1-0)	Starr, N (0-1)	Vizcaino, R (1)	2-1	T-1st (+1.0)	9,030	2:57
4/9-10		OFF								
4	4/11	CC	L, 5-4	Melendez, J (1-0)	Patrick, C (0-1)	Macuare, A (1)	2-2	T-2nd (-1.0)	5,452	2:26
5	4/12	CC	W, 13-10	Mantiply, J (1-0)	Robaina, J (0-1)	-	3-2	T-1st (+1.0)	4,093	3:16
6	4/13	CC	W, 5-2	Jarvis, B (1-1)	Cobos, F (0-1)	Montes De Oca, C (1)	4-2	1st (+1.0)	4,547	2:39
7	4/14	CC	L, 13-10	Sprinkle, J (1-0)	Albright, L (1-1)	-	4-3	T-1st (+1.0)	6,417	2:54
8	4/15	CC	W, 5-3	Mantiply, J (2-0)	Gordon, C (0-2)	Backhus, K (2)	5-3	1st (+1.0)	6,146	2:28
9	4/16	CC	L, 11-5	Melendez, J (2-0)	Patrick, C (0-2)	-	5-4	T-1st (+1.0)	5,187	2:54
4/17		OFF								
10	4/18	@ NWA	L, 16-6	Del Rosario, Y (1-0)	Olivero, D (0-1)	-	5-5	T-1st (+1.0)	2,399	2:40
11	4/19	@ NWA	W, 5-0	Jarvis, B (2-1)	Veneziano, A (1-1)	-	6-5	T-1st (+1.0)	2,792	2:29
12	4/20	@ NWA	W, 3-2 (10)	Otanez, M (1-0)	Biasi, D (1-1)	Rice, J (1)	7-5	1st (+0.5)	3,751	3:08
13	4/21	@ NWA	L, 5-0	Hoffmann, A (2-1)	Hill, J (0-1)	-	7-6	T-1st (+1.0)	4,690	2:26
14	4/22	@ NWA	L, 5-0	Marsh, A (1-0)	Patrick, C (0-3)	-	7-7	T-1st (+3.0)	4,856	2:14
15	4/23	@ NWA	W, 6-2	Saalfrank, A (1-0)	Way, B (0-2)	-	8-7	T-1st (+0.5)	4,640	2:48
4/24		OFF								
16	4/25	FRI	W, 9-7	Rice, J (2-0)	Starr, N (1-2)	Backhus, K (3)	9-7	T-1st (+1.0)	3,231	2:34
17	4/26	FRI	W, 12-11 (10)	Workman, B (1-0)	Church, M (0-1)	-	10-7	1st (+1.0)	3,275	3:24
18	4/27	FRI	L, 5-1	Roby, T (1-2)	Bain, J (0-1)	-	10-8	1st (+0.5)	6,239	2:38
19	4/28	FRI	L, 12-6	Speas, A (1-0)	Patrick, C (0-4)	-	10-9	2nd (-0.5)	4,393	2:55
20	4/29	FRI	W, 11-4	Olivero, D (1-1)	Leiter, J (0-2)	-	11-9	1st (+0.5)	5,928	2:38
21	4/30	FRI	L, 12-7	Church, M (1-1)	Tineo, M (0-1)	-	11-10	T-1st (+0.5)	5,125	2:53
5/1		OFF								
22	5/2	@ CC	L, 3-1	Robaina, J (1-2)	Fisher, H (0-1)	-	11-11	T-2nd (-1.0)	2,774	2:05
23	5/3	@ CC	W, 3-0	Pope, A (1-0)	Kouba, R (1-1)	Backhus, K (4)	12-11	T-1st (+1.5)	2,401	2:15
24	5/4	@ CC	L, 6-1	Gordon, C (2-2)	Patrcik, C (0-5)	-	12-12	T-2nd (-1.0)	3,678	2:11
25	5/5	@ CC	W, 12-8	Goddard, J (1-0)	Plumlee, P (0-1)	-	13-12	T-1st (+2.5)	4,651	3:13
26	5/6	@ CC	L, 12-7	VanWey, L (1-0)	Tineo, M (0-2)	-	13-13	T-2nd (-1.0)	4,327	2:49
27	5/7	@ CC	L, 5-4	Arrighetti, S (2-2)	Albright, L (1-2)	McDonald, C (1)	13-14	T-2nd (-2.0)	4,726	2:28
5/8		OFF								
28	5/9	MID	L, 11-9	Supak, T (2-0)	Hill, J (0-2)	-	13-15	2nd (-3.0)	6,284	2:47
29	5/10	MID	W, 6-3	Saalfrank, A (2-0)	Salinas, R (1-2)	-	14-15	2nd (-2.0)	4,495	2:20
30	5/11	MID	L, 16-6	Pérez, F (1-0)	Olivero, D (1-2)	-	14-16	2nd (-3.0)	5,363	2:56
31	5/12	MID	L, 6-1	Cushing J (1-0)	Tineo, M (0-3)	-	14-17	3rd (-4.0)	7,165	2:27
	5/13	MID	PPD							
32	5/14(1)	MID	W, 10-1	Albright, L (2-2)	Ginn, J (0-2)	-	15-17	-	0	1:40
33	5/14(2)	MID	L, 13-1	Tomioka, S (1-0)	Hill, J (0-3)	-	15-18	3rd (-4.0)	4,621	2:32
5/15		OFF								
34	5/16	@ FRI	L, 3-2	Church, M (2-2)	Goddard, J (1-1)	Starr, N (1)	15-19	3rd (-4.0)	10,019	2:30
35	5/17	@ FRI	L, 10-4	Leiter, J (2-2)	Olivero, D (1-3)	-	15-20	T-4th (-4.0)	2,890	2:27
36	5/18	@ FRI	L, 7-1	Garcia, R (1-3)	Bain, J (0-2)	-	15-21	5th (-4.0)	3,480	2:13
37	5/19	@ FRI	W, 2-1	Albright, L (3-2)	White, O (1-1)	Rice, J (2)	16-21	T-4th (-4.0)	5,943	2:24 (1:53)
38	5/20	@ FRI	L, 8-7 (10)	Kelly, A (2-0)	Stumpo, M (0-1)	-	16-22	T-4th (-5.0)	7,070	3:26
39	5/21	@ FRI	W, 3-1	Patrick, C (1-5)	Church, M (2-3)	Montes De Oca, C (2)	17-22	T-4th (-5.0)	6,306	2:32
5/22		OFF								
40	5/23	@ SA	L, 14-4	Bachar, L (2-0)	Olivero, D (1-4)	-	17-23	5th (-5.0)	5,054	2:48
41	5/24	@ SA	L, 4-3	Hernandez, N (3-1)	Montes De Oca, C (0-1)	-	17-24	5th (-5.0)	4,990	2:35
42	5/25	@ SA	L, 5-4	Kopps, K (3-0)	Otanez, M (1-1)	Jacob, A (1)	17-25	5th (-6.0)	3,549	2:35
43	5/26	@ SA	L, 8-2	Wolf, J (3-5)	Hill, J (0-4)	-	17-26	5th (-7.0)	4,124	2:57
44	5/27	@ SA	W, 1-0	Patrick, C (2-5)	Snider, D (0-3)	Saalfrank, A (1)	18-26	5th (-6.0)	4,828	2:30
45	5/28	@ SA	W, 9-3	Grammes, C (1-0)	Henry, H (1-2)	-	19-26	5th (-5.0)	3,530	2:46
5/29		OFF								
46	5/30	SPR	W, 7-1	Bain, J (1-2)	Gragg, L (0-3)	-	20-26	5th (-4.0)	4,179	2:11
47	5/31	SPR	W, 13-8	Stumpo, M (1-1)	Sawyer, L (1-2)	-	21-26	4th (-4.0)	4,177	3:03
48	6/1	SPR	W, 3-2	Grammes, C (2-0)	Pereira, W (3-3)	-	22-26	4th (-4.0)	4,690	1:54
49	6/2	SPR	PPD							
49	6/3 (1)	SPR	L, 5-4 (8)	Roycroft, C (1-0)	Backhus, K (0-1)	Granillo, A (2)	22-27	4th (-3.5)	-	2:26
50	6/3 (2)	SPR	W, 6-1 (7)	Olivero, D (2-4)	Hernandez, K (5-2)	-	23-27	4th (-4.0)	6,502	1:39
51	6/4	SPR	L, 6-5	Sawyer, L (2-2)	Grammes, C (2-1)	-	23-28	4th (-4.0)	5,636	2:44

GAME	DATE	OPPONENT	W/L	WINNING PITCHER	LOSING PITCHER	SAVE	RECORD	STANDING	ATTENDANCE	TOG
52	6/6	@ MID	W, 8-4	Albright, L (4-2)	Estes, J (3-4)	--	24-28	4th (-4.0)	3,738	2:33
53	6/7	@ MID	W, 4-0	Green, J (1-0)	Cusick, R (3-3)	--	25-28	3rd (-4.0)	3,042	2:35
54	6/8	@ MID	W, 12-3	Patrick, C (3-5)	Leal, D (2-2)	--	26-28	T-2nd (-3.0)	3,711	2:29
55	6/9	@ MID	W, 7-5	Olivero, D (3-4)	Howard, B (2-3)	Backhus, K (5)	27-28	T-2nd (-3.0)	6,290	2:19
56	6/10	@ MID	W, 13-10	Saalfrank, A (3-0)	Kubo, T (0-1)	Green, J (1)	28-28	2nd (-3.0)	5,032	2:46
57	6/11	@ MID	W, 4-1	Albright, L (5-2)	Estes, J (3-5)	Backhus, K (6)	29-28	2nd (-2.0)	2,190	2:23
	6/12	OFF								
58	6/13	SA	W, 10-2	Hill, J (1-4)	Wolf, J (5-6)	--	30-28	2nd (-1.0)	5,109	2:50
59	6/14	SA								
60	6/15	SA								
61	6/16	SA								
62	6/17	SA								
63	6/18	SA								
	6/19	OFF								
64	6/20	@ CC								
65	6/21	@ CC								
66	6/22	@ CC								
67	6/23	@ CC								
68	6/24	@ CC								
69	6/25	@ CC								
END OF 1ST HALF										
70	6/28	TUL								
71	6/29	TUL								
72	6/30	TUL								
73	7/1	TUL								
74	7/2	TUL								
75	7/3	TUL								
76	7/4	@ SPR								
77	7/5	@ SPR								
78	7/6	@ SPR								
79	7/7	@ SPR								
80	7/8	@ SPR								
81	7/9	@ SPR								
	7/10-13	OFF								
ALL-STAR BREAK										
82	7/14	FRI								
83	7/15	FRI								
84	7/16	FRI								
	7/17	OFF								
85	7/18	WCH								
86	7/19	WCH								
87	7/20	WCH								
88	7/21	WCH								
89	7/22	WCH								
90	7/23	WCH								
	7/24	OFF								
91	7/25	@ MID								
92	7/26	@ MID								
93	7/27	@ MID								
94	7/28	@ MID								
95	7/29	@ MID								
96	7/30	@ MID								
	7/31	OFF								
97	8/1	CC								
98	8/2	CC								
99	8/3	CC								
100	8/4	CC								
101	8/5	CC								
102	8/6	CC								
	8/7	OFF								