



GAME NOTES

NORTHWEST ARKANSAS NATURALS

3000 GENE GEORGE BLVD • SPRINGDALE, AR 72762 • PH: 479.927.4900 • FAX: 479.756.8088

WWW.NWANATURALS.COM /NATURALS NWANATURALS @NWANATURALS

NORTHWEST ARKANSAS NATURALS (3-5) vs. WICHITA WIND SURGE (3-5)

LHP Asa Lacy (0-0, 6.75 ERA) vs. RHP Brandon Lawson (0-1, -- ERA)

Sunday, April 17th, 2022 • 2:05 PM • Arvest Ballpark • Springdale, Arkansas

Game 9 of 138 • Home Game 6 of 69 • Home Record: 2-3 • Night Game Record: 3-4 • North Division Record: 3-5

Streak: L3 • Last 5: 2-3 • Last 10: 3-5 • Road Record: 1-2 • Day Game Record: 0-1 • South Division Record: 0-0

Listen: www.milb.com/northwest-arkansas/fans/audio-listen-live • Watch: MiLB.tv



UPCOMING GAMES & PITCHING PROBABLES

Tuesday, April 19, 2022	@ Frisco	6:35 p.m. CT	TBD vs. TBD
Wednesday, April 20, 2022	@ Frisco	6:35 p.m. CT	TBD vs. TBD
Thursday, April 21, 2022	@ Frisco	6:35 p.m. CT	TBD vs. TBD

BY THE NUMBERS

(BOLD INDICATES DOUBLE-A LEADER, ITALICS INDICATES DOUBLE-A WORST)

N	W	N	W
.255 (5th)	< AVG	.222 (9th)	7.10 (10th)
51 (6th)	< R	37 (10th)	1.73 (9th)
70 (1-5th)	< H	61 (10th)	.273 (6th)
1 (10th)	HR >	5 (8th)	71.0 (10th)
43 (4th)	< BB	33 (8th)	78 (6th)
71 (T-1st)	< K	82 (8th)	60 (T-8th)
9 (T-5th)	SB >	14 (2nd)	10 (8th)
356 (5th)	< OBP	314 (10th)	45 (9th)
.336 (9th)	< SLG	.331 (10th)	61 (10th)
.692 (8th)	< OPS	.645 (10th)	0 (T-3rd)
			SHO - 0 (T-3rd)

SERIES HISTORY

NWA ALL-TIME vs. Wind Surge.....	12-11 (.522)
NWA ALL-TIME in Springdale.....	5-6 (.455)
NWA ALL-TIME in Wichita.....	7-5 (.583)

2022 vs. Wind Surge.....	2-3 (.400)
2022 in Springdale.....	2-3 (.400)
2022 in Wichita.....	

DATE	H/R	SCORE	WIN	LOSS	SAVE
4/12/22	H	W, 8-6	D. Biasi	B. Lawson	A. Sotillet
4/13/22	H	W, 8-5	C. Cosby	A. Scherff	-
4/14/22	H	L, 7-1	L. Varland	D. Parrish	-
4/15/22	H	L, 4-2	S. Woods Richardson	A. Veneziano	A. Schuller
4/16/22	H	L, 6-5 (10)	A. Angulo	Z. Willeman	S. Klimek
4/17/22	H				
5/10/22	H				
5/11/22	H				
5/12/22	H				
5/13/22	H				
5/14/22	H				
5/15/22	H				
7/26/22	R				
7/27/22	R				
7/28/22	R				
7/29/22	R				
7/30/22	R				
7/31/22	R				
9/6/22	R				
9/7/22	R				
9/8/22	R				
9/9/22	R				
9/10/22	R				
9/11/22	R				

NATURALS PR DEPARTMENT • NATURALS@GMAIL.COM

Dustin Dethlefs – Director, Marketing & PR – dustin@nwanaturals.com
 Nicholas Badders – Broadcaster/Media Relations/Baseball Ops – nicholas@nwanaturals.com
 Adam Annarotone – Creative Services Coordinator – adam@nwanaturals.com
 Kelsey Chanler – Marketing and Creative Services Assistant – kelsey@nwanaturals.com

WICHITA SURGE PAST NATURALS IN EXTRAS

	1	2	3	4	5	6	7	8	9	10	R	H	E	LO
Wichita	0	0	0	0	2	0	1	1	0	2	6	16	4	7
NW Arkansas	1	0	3	0	0	0	0	0	0	1	5	6	2	7
Win: Angulo (1-0)	Loss: Willeman (0-1)							Save: Klimek (1)						

After jumping out to a 4-0 lead Saturday night, the Northwest Arkansas Naturals were forced to go into extras with the Wind Surge and fell 6-5 for the team's third straight loss.

- Northwest Arkansas started the scoring in the first inning as three straight batters reached to begin the inning and **Jake Means** put the Naturals up 1-0 with a sacrifice fly.
- Three more runs crossed the plate for the Naturals in the third inning, on a pair of hits, three walks and two Wichita errors.
- Starting pitcher **Angel Zerpa** threw 4.0 scoreless innings, striking out four in a solid bounce back out from his first of the year last weekend.
- Once the game got to the fifth, the Wind Surge began to chip away at the Naturals bullpen, coming back to tie the game at 4-4 in the eighth inning.
- Northwest Arkansas put two runners on and had the winning run on third base in the ninth inning, but could not walk off Wichita, forcing a 10th inning for the first time this season.
- The Wind Surge scored two in the tenth and once again, the Naturals put the winning run in scoring position in the bottom half. To make the score 6-5, **Maikel Garcia** singled home Means, the placed runner and then advanced to second on a wild pitch. With **Nate Eaton** on third, Garcia on second, **Logan Porter** on first and one out, the two were stranded and the Naturals ended up leaving the bases loaded in the 10th to fall a run short for the team's third straight loss.

NATURALS HITTING LEADERS

GAMES.....	Garcia & Rave (8)
AT-BATS.....	Nick Loftin (32)
RUNS.....	Nick Loftin (10)
HITS.....	Maikel Garcia (10)
TOTAL BASES.....	Maikel Garcia (12)
DOUBLES.....	Massey & Rivero (3)
TRIPLES.....	T* Three Tied (1)
HOME RUNS.....	Jake Means (1)
RUNS BATTED IN.....	Jake Means (7)
WALKS.....	T* Maikel Garcia (10)
STRIKEOUTS.....	Robbie Glendinning (10)
STOLEN BASES.....	Nick Loftin (3)
BATTING AVERAGE.....	Seuly Matias (.375)
ON-BASE %.....	Maikel Garcia (.541)
SLUGGING %.....	Seuly Matias (.458)
OPS.....	Maikel Garcia (.985)

* INDICATES LEAGUE LEADER // ^ INDICATES DOUBLE-A LEADER

NATURALS PITCHING LEADERS

WINS.....	Three Tied (1)
LOSSES.....	Anthony Veneziano (2)
ERA.....	Andres Sotillet (1.35)
GAMES.....	Three Tied (3)
STARTS.....	Two Tied (2)
COMPLETE GAMES.....	
SHUTOUTS.....	
GAMES FINISHED.....	Zach Willeman (3)
SAVES.....	Andres Sotillet (1)
INNINGS.....	Drew Parrish (8.0)
HITS.....	Angel Zerpa (12)
RUNS.....	Zack Phillips (8)
EARNED RUNS.....	Zack Phillips (8)
HOME RUNS.....	Three Tied (2)
HIT BATTERS.....	Lacy & Parrish (2)
WALKS.....	Anthony Veneziano (8)
STRIKEOUTS.....	Alec Marsh (9)

THIS DAY IN NATURALS HISTORY

The Naturals are 8-3 all-time when playing on April 17

On April 17, 2011, the Northwest Arkansas Naturals beat the Corpus Christi Hooks, 12-9 at Whataburger Field ... **Anthony Seratelli** doubled three times, which is still tied for the single game record, as he and **Jamie Romak** each went 3-for-5 in the game, with Seratelli scoring three times ... **Ben Theriot** drove in four runs as well and **Nick Van Stratten** walked three times. The game stayed close until the Naturals pulled away in the seventh inning, with a 6-run frame, later adding two more runs of insurance in the ninth inning.

HOME/AWAY

Home Games.....	2-3
Away Games.....	1-2

TIME OF DAY

Night Games.....	3-4
Day Games.....	0-1

MONTH

April.....	3-5
May.....	
June.....	
July.....	
August.....	
September.....	

OPPONENT

vs. Amarillo.....	
vs. Arkansas.....	
vs. Corpus Christi.....	
vs. Frisco.....	
vs. Midland.....	
vs. San Antonio.....	
vs. Springfield.....	1-2
vs. Tulsa.....	
vs. Wichita.....	2-3

DAY OF THE WEEK

on Monday.....	
on Tuesday.....	1-0
on Wednesday.....	1-0
on Thursday.....	0-1
on Friday.....	1-1
on Saturday.....	0-2
on Sunday.....	0-1

THIS HOMESTAND

Record.....	2-3
Team Batting Average.....	(.218)
Home Runs.....	0
Runs/Runs Per Game.....	4.8
Team ERA.....	5.09
Strikeouts.....	50
Saves/Opportunities.....	0/0

THIS WEEK IN NATURALS BASEBALL

MONDAY	TUESDAY	WEDNESDAY	THURSDAY	FRIDAY	SATURDAY	SUNDAY
4/11 OFF	4/12 vs. Wichita W, 8-6	4/13 vs. Wichita W, 8-5	4/14 vs. Wichita L, 7-1	4/15 vs. Wichita L, 4-2	4/16 vs. Wichita L, 6-5 (10)	4/17 vs. Wichita 2:05 PM



THE CHAMPS ARE HERE!

Of the 28-man roster the Naturals rolled out for the Double-A Central Championship Series in 2021, eight players are on the Naturals' 2022 active roster, with a total of 10 returning players with the Naturals this season.

- Pitchers **Holden Capps**, **Yefri Del Rosario**, **Drew Parrish**, **Andrés Sotillet**, **Stephen Woods Jr.** and **Angel Zerpa** were all a part of the championship celebration last year, as was catcher **Tyler Cropley** and outfielder **Seuly Matias**.
- Additionally, development list player **Gavin Stupiensi** and pitcher **Alec Marsh** both played for the Naturals in 2021.

FOLLOW THE LEADER

Manager Chris Widger enters his first season at the helm of the Naturals, after previous stops in *Advanced Rookie* Burlington (2019) and *High-A* Quad Cities (2021) managing Royals affiliates.

- 19 of the Naturals' 28 active players played for Widger with the Quad Cities River Bandits last season.
- 10 of the Naturals' 28 active players played under Widger with the Burlington Royals, then in Quad Cities and now in Northwest Arkansas: **Dante Biasi**, **Jonah Dipoto**, **Maikel Garcia**, **Michael Massey**, **Jake Means**, **Drew Parrish**, **Zack Phillips**, **Logan Porter**, **John Rave** and **Angel Zerpa**.

STAR-STUDED ROTATION

All five of the Naturals starting pitchers to open the season are consensus top prospects in the Royals' organization, with all five listed in MLB Pipeline's Top-30 rankings for Kansas City.

- LHP **Drew Parrish** started Thursday for the Naturals ... MLB Pipeline lists him at No. 29 in the system, while *Baseball America* has him at No. 38.
- LHP **Anthony Veneziano** started yesterday for the Naturals ... MLB Pipeline lists him at No. 17 in the system, while *Baseball America* has him at No. 21.
- LHP **Angel Zerpa** starts today, April 16th, for the Naturals ... MLB Pipeline lists him at No. 13 in the system, while *Baseball America* has him at No. 20.
- LHP **Asa Lacy** started the home opener on Tuesday and goes again today for the Naturals ... MLB Pipeline lists him No. 72 overall in baseball, No. 4 in the system and the No. 5 left-handed pitching prospect, while *Baseball America* has him at No. 4 in the Royals' minor league system, the No. 4 left-handed pitching prospect.
- RHP **Alec Marsh** started Wednesday, April 13th for the Naturals ... MLB Pipeline lists him at No. 12 in the system, while *Baseball America* has him at No. 11.

TOOLS TEAM

Six active Naturals players were listed in *Baseball America's* 2022 Best Tools Survey of the Kansas City Royals' organization.

- CF **Nick Loftin** is rated as having the "*Best Strike-Zone Discipline*" in the system.
- C **Sebastian Rivero** is rated as being the "*Best Defensive Catcher*" in the system.
- SS **Maikel Garcia** is rated as having the "*Best Infield Arm*" in the system.
- RF **Seuly Matias** is rated as having the "*Best Outfield Arm*" in the system.
- LHP **Asa Lacy** is rated as having the "*Best Slider*" in the system.
- LHP **Angel Zerpa** is rated as having the "*Best Control*" in the system.

WALK THIS WAY

Shortstop **Maikel Garcia** has drawn 10 walks through the season's first five games, which is not just tied for the most in the Texas League but is tied for second in all of Double-A.

- Garcia drew at least one walk in each of the first five games he played, while walking twice or more on four occasions. He collected his first three-walk game on Wednesday 4/13 in the Naturals' 8-5 win over Wichita.
- In 37 plate appearances, the Venezuelan has reached base 20 times, for a cool .541 on-base percentage (10 hits + 10 walks) ... his OBP ranks third in the league, ninth in all of Double-A and is the best among qualified Naturals hitters ... he is the only Natural that has reached base in all eight games this season.

SNIDER DEBUTS AND EARNS THE DUB!

Last Saturday, right-handed pitcher **Collin Snider** made his Major League debut for the Kansas City Royals, the 111th Naturals alum to reach the Majors.

- Snider is one of 16 former Naturals on the Royals' 28-man Opening Day roster, one of 15 that has made their MLB debut after playing in Northwest Arkansas.
- Snider's first MLB appearance was a high-leverage situation, as he came on to pitch the 10th inning of a game tied 0-0 at Kauffman Stadium against Cleveland. He kept the Guardians off the board, with some defensive help from fellow 2021 Natural and 2022 debutante Bobby Witt Jr. and after the Royals walked it off in the bottom of the 10th for a 1-0 win, Snider was awarded his first MLB win in his debut.
- The full list of former Naturals on the Royals' active roster is: **Scott Barlow**, **Jake Brentz**, **Dylan Coleman**, **Hunter Dozier**, **Cam Gallagher**, **Jackson Kowar**, **Nicky Lopez**, **Whit Merrifield**, **Adalberto Mondesi**, **Ryan O'Hearn**, **Salvador Perez**, **Brady Singer**, **Collin Snider**, **Gabe Speier**, **Josh Staumont** and **Bobby Witt Jr.** ... note that Barlow pitched in MLB before he played for the Naturals.

FALL LEAGUE PHENOMS

The Kansas City Royals sent nine players to the Arizona Fall League in 2021 to play for the Surprise Saguaros ... of those nine, seven are on the Naturals roster.

- **Zach Haake** pitched in six games (five starts) and went 1-1 with a 6.61 ERA (12 ER in 16.1 IP) and 14 strikeouts ... **Asa Lacy** made four starts and went 2-0 with a 2.35 ERA (2 ER in 7.2 IP) and 15 strikeouts ... **Alec Marsh** made one start and went 1-0 with a 27.00 ERA (4 ER in 1.1 IP) and three strikeouts ... **Stephen Woods Jr.** pitched in 10 games (one start) and went 0-0 with a 4.67 ERA (9 ER in 17.1 IP) with 17 strikeouts.
- **Nate Eaton** played in 20 games, hitting .317 (26-for-82) with a .815 OPS and 13 runs batted in, he finished fourth on the team with 38 total bases ... **Seuly Matias** played in 22 games, hitting .188 (15-for-80) with a .712 OPS, six home runs and 20 runs batted in, both of which were tied for the team lead ... **Jake Means** played in 19 games, hitting .171 (12-for-70) with a .515 OPS and five runs batted in.

NUMERICAL QUICK ROSTER

#	PLAYER	POS	B/T
1	Rave, John	OF	L/L
2	Cropley, Tyler	C	R/R
3	Rivero, Sebastian	C	R/R
4	Grotjohn, Ryan	INF/OF	L/R
8	Garcia, Maikel	INF	R/R
9	Means, Jake	INF	R/R
11	Porter, Logan	C	R/R
12	Bradley, Tucker	OF	L/L
13	Loftin, Nick	INF/OF	R/R
14	Capps, Holden	LHP	R/L
15	Marsh, Alec	RHP	R/R
16	Glendinning, Robbie	INF	R/R
17	Phillips, Zack	LHP	L/L
19	Eaton, Nathan	INF/OF	R/R
21	Lacy, Asa	LHP	L/L
22	Woods Jr., Stephen	RHP	R/R
25	Matias, Seuly	OF	R/R
26	Massey, Michael	INF	L/R
28	Parrish, Drew	LHP	L/L
29	Willeman, Zach	RHP	R/R
32	Veneziano, Anthony	LHP	L/L
34	Cosby, Christian	RHP	R/R
35	Webb, Nathan (7-IL)	RHP	R/R
38	Biasi, Dante	LHP	L/L
39	Sotillet, Andres	RHP	R/R
41	Haake, Zach	RHP	R/R
44	Stupiensi, Gavin (DEV)	INF/C	L/R
45	Del Rosario, Yefri	RHP	R/R
53	Zerpa, Angel	LHP	L/L
55	Dipoto, Jonah	RHP	R/R

ALPHABETICAL QUICK ROSTER

#	PLAYER	POS	B/T
38	Biasi, Dante	LHP	L/L
12	Bradley, Tucker	OF	L/L
14	Capps, Holden	LHP	R/L
34	Cosby, Christian	RHP	R/R
2	Cropley, Tyler	C	R/R
45	Del Rosario, Yefri	RHP	R/R
55	Dipoto, Jonah	RHP	R/R
19	Eaton, Nathan	INF/OF	R/R
8	Garcia, Maikel	INF	R/R
16	Glendinning, Robbie	INF	R/R
4	Grotjohn, Ryan	INF/OF	L/R
41	Haake, Zach	RHP	R/R
21	Lacy, Asa	LHP	L/L
13	Loftin, Nick	INF/OF	R/R
15	Marsh, Alec	RHP	R/R
26	Massey, Michael	INF	L/R
25	Matias, Seuly	OF	R/R
9	Means, Jake	INF	R/R
28	Parrish, Drew	LHP	L/L
17	Phillips, Zack	LHP	L/L
11	Porter, Logan	C	R/R
1	Rave, John	OF	L/L
3	Rivero, Sebastian	C	R/R
39	Sotillet, Andres	RHP	R/R
44	Stupiensi, Gavin (DEV)	INF/C	L/R
32	Veneziano, Anthony	LHP	L/L
35	Webb, Nathann (7-IL)	RHP	R/R
29	Willeman, Zach	RHP	R/R
22	Woods Jr., Stephen	RHP	R/R
53	Zerpa, Angel	LHP	L/L

BATTING

LEFTIES	5
RIGHTIES	9
SWITCH	0

PITCHING

LEFTIES	9
RIGHTIES	7

PRO-NUN-SEE-AY-SHUNS

2 TYLER CROPLEY (crop-lee)

21 ASA LACY (AY-suh)

39 ÁNDRES SOTILLET (ahn-DRACE soh-tee-YAY)

55 JONAH DIPOTO (dih-POH-to)

4 RYAN GROTJOHN (GROET-john)

29 ZACH WILLEMAN (will-eh-men)

41 ZACH HAAKE (hockey)

BENCH COACH 23: MIKE JIRSCHLE (jursh-LEE)

8 MAIKEL GARCIA (my-KELL gar-SEE-uh)

32 ANTHONY VENEZIANO (va-nee-z-ee-ah-no)

45 YEFRI DEL ROSARIO (Jeffry)

25 SEULY MATIAS (soo-lee mah-TÉE-as)

38 DANTE BIASI (bee-AH-zee)

53 ANGEL ZERPA (AHN-hel SAIR-pah)



NATURALS HARDWARE SHELF



Players of the Month

⌚ TBD

Pitchers of the Month

⌚ TBD

Players of the Week

⌚ TBD

Pitchers of the Week

⌚ TBD

ROYALS MONTHLY AWARDS (DOUBLE-A)

	NWA Naturals Player of the Month	NWA Naturals Pitcher of the Month
APRIL		
MAY		
JUNE		
JULY		
AUGUST		

QUICK FACTS

Founded	2008
Colors	Navy Blue, Burgundy, Gold and White
League	Texas League (Since 2008)
Ownership	Rich Entertainment Group
General Manager	Justin Cole (9th Season)
Home Ballpark (Capacity)	Arvest Ballpark (7,350, 6,500 seats)
Dimensions	LF - 327 LCF - 377 CF - 400 RCF - 378 RF - 325
Wall Heights	LF-LCF : 9 feet CF : 11 feet RCF-RF : 9 feet








ROSTER BREAKDOWN

Age 20.....0	Native of Australia.....1
Age 21.....0	Native of Dominican Republic.....2
Age 22.....4	Native of United States.....23
Age 23.....6	Native of Venezuela.....4
Age 24.....6	Acquired via Free Agency12
Age 25.....5	(International F.A.).....5 (MiLB F.A.).....7
Age 26.....7	Acquired via Trade2
Age 27.....1	Acquired via First Year Player Draft16
Age 28.....1	(High School).....1 (Rounds 1-5).....5
Age 29.....0	(2nd Year/College).....0 (Rounds 6-10).....5
Average Age24 Years 146 Days	(3rd Year/College).....12 (Rounds 11-20).....1
Median Age24	(4th+ Year/College).....3 (Rounds 21-40).....5

ROYALS TOP-30 PROSPECTS (RANKING ACCORDING TO MLB PIPELINE)

#	PLAYERS (POSITION)	OVERALL RANKING	BASEBALL AMERICA RANKING
4	Asa Lacy (LHP)	72nd Overall /4th LHP	Royals 4 th
6	Nick Loftin (OF)		Royals 12 th
12	Alec Marsh (RHP)		Royals 11 th
13	Angel Zerpa (LHP)		Royals 20 th
17	Anthony Veneziano (LHP)		Royals 21 st
21	Maikel Garcia (SS)		Royals 28 th
23	Michael Massey (2B)		Royals 15 th
29	Drew Parrish (LHP)		Royals 38 th
30	Nate Webb (RHP)		Royals 26 th
—	Zach Haake (LHP)		Royals 27 th
—	Seuly Matias (OF)		Royals 31 st
—	Nate Eaton (3B/OF)		Royals 35 th

UNIFORM RECORDS

 Navy/Red Home: 2-2 Road: 1-1	 Red Home: 0-0 Road: 0-1	 White/Navy Home: 0-1 Road: 0-0	 Los Naturales Home: 0-0 Road: 0-0	 Growlin' Chickens Home: 0-0 Road: 0-0	 Fauxback Home: 0-0 Road: 0-0
 White Home: 2-1 Road: 0-0	 Grey Home: 0-0 Road: 1-2	 Navy Home: 0-2 Road: 0-0	 Los Naturales Home: 0-0 Road: 0-0	 Growlin' Chickens Home: 0-0 Road: 0-0	 Fauxback Home: 0-0 Road: 0-0
HOME UNIFORM COMBINATIONS			ROAD UNIFORM COMBINATIONS		
Navy/Red Hat & White Jersey: 2-1			Navy/Red Hat & Grey Jersey: 1-1		
White Hat & White Jersey: 0-0			Navy/Red Hat & Navy Jersey: 0-0		
White Hat & Navy Jersey: 0-1			Red Hat & Grey Jersey: 0-1		
Red Hat & White Jersey: 0-0			Red Hat & Navy Jersey: 0-0		
Red Hat & Navy Jersey: 0-0					
Specialty/Theme Uniforms: 2-2					

NATURALS IN-SEASON BIRTHDAYS

APRIL (2)

4/14 – Jake Means (26)
4/25 – Ryan Grotjohn (27)

MAY (2)

5/6 – Tucker Bradley (24)
5/14 – Alec Marsh (24)

JUNE (2)

6/2 – Asa Lacy (23)
6/10 – Stephen Woods Jr. (27)

JULY (2)

7/11 – Zack Phillips (24)
7/12 – Logan Porter (27)

AUGUST (1)

8/20 – Nathan Webb (25)

SEPTEMBER (6)

9/1 – Anthony Veneziano (25)
9/3 – Jonah Dipoto (26)
9/4 – Seuly Matias (24)
9/23 – Yefri Del Rosario (23)
9/25 – Nick Loftin (24)
9/27 – Angel Zerpa (23)



NATURALS TRANSACTIONS

2022 BREAKING ROSTER

Pitchers (16): LHP Dante Biasi, LHP Holden Capps, RHP Christian Cosby, RHP Yefri Del Rosario, RHP Jonah Dipoto, RHP Zach Haake, LHP Asa Lacy, RHP Alec Marsh, LHP Drew Parrish, LHP Zack Phillips, RHP Andrés Sotillet, LHP Anthony Veneziano, RHP Nathan Webb, RHP Zach Willeman, RHP Stephen Woods Jr. and LHP Angel Zerpa.

Catchers (3): Tyler Cropley, Sebastian Rivero, Logan Porter

Infielders (7): Nathan Eaton, Maikel Garcia, Robbie Glendinning, Ryan Grotjohn, Michael Massey, Jake Means, Gavin Stupienski

Outfielders (4): Tucker Bradley, Nick Loftin, Seuly Matias, John Rave

- 4/4 Kansas City Royals announce Breaking Roster
- 4/8 LHP **Holden Capps** placed on the development list
INF **Gavin Stupienski** placed on the development list
- 4/12 RHP **Nate Webb** placed on the 7-day injured list
- 4/16 LHP **Holden Capps** activated from development list

**#36 CHRIS WIDGER • MANAGER**


- Chris Widger will manage the Naturals after guiding the River Bandits to a High-A Central championship in their first season as a Kansas City affiliate in 2021. In doing so, he was named the Minor League Manager of the Year by *Baseball America* following the 2021 season.
- 2022 marks Widger's seventh year in the Royals' organization, as he was slated to manage Advanced-A Wilmington in 2020 and led Burlington to the Appalachian League Championship Series in his first season as Manager in 2019. Prior to that, he was Wilmington's Bench Coach from 2016-18.
- Before joining the Royals organization, he managed the Independent League Camden Riversharks in 2015 and was their Pitching Coach from 2012-14.
- A third-round pick by Seattle in the 1992 Draft, Widger played in parts of 10 seasons in the Majors with the Mariners (1995-96, 2000), Expos (1997-2000), Yankees (2002), Cardinals (2003), White Sox (2005-06) and Orioles (2006), winning a World Series with Chicago in 2005.
- Widger and his wife, Whitney, reside in Pennsville, N.J., with their children: C.J., Ashlynn and Skylar.

**#43 DERRICK LEWIS • PITCHING COACH**

- Derrick Lewis is in his third season with the Royals' organization and second as pitching coach at Northwest Arkansas.
- He spent the previous 16 seasons in the Atlanta Braves' organization, the first 14 as a Minor League pitching coach and the last two as the Pitching Coordinator.
- Pitching coach timeline: 2004-07: GCL Braves (Gulf Coast League, RK)... 2008-10: Danville Braves (Appalachian League, RK)... 2011-13: Rome Braves (South Atlantic League, A)... 2014: Lynchburg Hillcats (Carolina League, A+)... 2015-2016: Carolina Mudcats (Carolina League, A+)... 2017: Mississippi Braves (Southern League, AA)
- He played seven seasons in the Braves' organization from 1997-2003, after being selected in the 20th round of the 1997 draft.
- Lewis and his wife, Roslyn, reside in Charlotte, North Carolina, with their daughter, Skye and Son, Lake.

**#6 ABRAHAM NÚÑEZ • HITTING COACH**

- Abraham Núñez enters his fourth season as Northwest Arkansas' hitting coach after serving in the same capacity with High-A Wilmington (2015-2018), Class-A Lexington (2014), Rookie Advanced Burlington (2013) and the Dominican Royals (2012).
- Núñez played for parts of 12 seasons in the Majors with the Pirates (1997-2004), Cardinals (2005), Phillies (2006-2007) and Mets (2008). A switch-hitter, he owns a career average of .242 as a utility infielder in the big leagues, primarily playing third base, but could play all four infield positions.
- His best season came in 2005 when he batted .285 in 139 games for the National League Champion St. Louis Cardinals.
- Lifetime .346 (9-for-28) hitter in the postseason, including the 2005 National League Championship Series with St. Louis when he hit .385, though did not play in the World Series.
- Born in Santo Domingo, Dominican Republic, he now resides in Hudson, Massachusetts.

**#27 CHRISTIAN COLÓN • ASSISTANT HITTING COACH**

- Christian Colón returns to the organization as the Naturals Assistant Hitting Coach in 2022, following a 12-year professional career.
- He was the Royals first-round pick in the 2010 MLB Draft, scored the winning run in the 2014 AL Wild Card game and had the game-winning hit in the title-clinching Game 5 of the 2015 World Series.
- After being drafted in 2010, Colón ascended to Northwest Arkansas by 2011 and between 2011, 2012 and 2014, played 202 games for the Naturals ... In 2011, Colón led the Texas League in sacrifices (21), while leading the team in at-bats (491) and hits (126). His 21 sacrifices that season are the most a Naturals player has ever recorded in a single season, while 28 overall are tied for the club record.
- During his playing career, he made stops in Miami (2017) and Cincinnati (2019-20) ... spent 2021 with the Rich Baseball-owned Buffalo Bisons (Triple-A, Toronto) before announcing his retirement.
- He also played in parts of four seasons in the Puerto Rican Winter League.
- Christian lives in Cave Springs, Ark. (15 minutes North of Arvest Ballpark) with his wife, Kayla, and three daughters, Marley, Mia and Lucy.

**#23 MIKE JIRSCHLE • BENCH COACH**

- Mike Jirschle enters his first season as the Bench Coach for Northwest Arkansas after spending last season in the same role for Manager Chris Widger in Quad Cities.
- He served as a Special Assistant to the General Manager in 2020 and was on the Royals coaching staff as the Third Base Coach from 2014-19 and won the World Series in 2015.
- Jirschle previously managed the Triple-A Omaha franchise for 11 seasons (2003-13), leading the team to four division titles, three-straight trips to the Pacific Coast League championship round (2011-13), two PCL titles (2011, 2013) and a Triple-A Championship in 2013.
- He earned the 2011 Mike Coolbaugh Award for outstanding baseball work ethic, knowledge of the game and skill in mentoring young players on the field.
- Prior to his 11-year stint with Omaha, he served as the Royals Minor League Infield Coordinator for four years (1998-2002), while he held managerial positions with Omaha (1995-97), Wilmington (1994), Rockford (1993) and the Gulf Coast Royals (1992).
- Jirschle was originally selected by the Texas Rangers in the fifth round of the 1977 MLB Draft and played in 999 minor league games over 13-plus seasons in the Rangers and Royals systems.

**DANNY ACCOLA • CERTIFIED ATHLETIC TRAINER**

- Danny Accola is entering his seventh season with the Royals organization and first as the certified athletic trainer with the Naturals, after serving in the same role with the Quad Cities in 2021.
- He was slated to serve in that role with Wilmington in 2020 and previously filled those roles with Lexington in 2019, Burlington from 2017-18 and with Surprise in 2016.
- Accola graduated from the University of Central Missouri in 2014 and previously held an athletic training internship with the Denver Broncos in 2013.

**C.J. MIKKELSEN • STRENGTH & CONDITIONING COACH**

- C.J. Mikkelsen will serve as the Northwest Arkansas Strength & Conditioning Coach for the second consecutive season, after being slated to fill that same role at Idaho Falls in 2020.
- He graduated in December 2019 with a master's degree in sports physiology from Texas A&M University, where he also worked as a Sports Performance Graduate Intern.
- Mikkelsen earned his bachelor's degree in exercise and wellness from Arizona State University in 2016. He resides in Desert Hills, Arizona.

**DREW EPPERSON**
VIDEO COORDINATOR**MITCH MEYER**
VIDEO COORDINATOR



Asa Lacy - Pitching - Stat Splits - 2022 - Regular Season

Split	Team	W	L	ERA	G	GS	CG	SHO	SV	IP	H	R	ER	HR	HB	BB	IBB	SO	WHIP	AVG	AB	WP	BK	GIDP	TBF	NP-S
Home Games	NWA	0	0	6.75	1	1	0	0	0	4.0	1	3	3	0	2	3	0	6	1.00	.071	14	1	0	0	19	80 - 43
Night Games	NWA	0	0	6.75	1	1	0	0	0	4.0	1	3	3	0	2	3	0	6	1.00	.071	14	1	0	0	19	80 - 43
On Grass	NWA	0	0	6.75	1	1	0	0	0	4.0	1	3	3	0	2	3	0	6	1.00	.071	14	1	0	0	19	80 - 43
April	NWA	0	0	6.75	1	1	0	0	0	4.0	1	3	3	0	2	3	0	6	1.00	.071	14	1	0	0	19	80 - 43
On Tuesdays	NWA	0	0	6.75	1	1	0	0	0	4.0	1	3	3	0	2	3	0	6	1.00	.071	14	1	0	0	19	80 - 43
In games following a loss	NWA	0	0	6.75	1	1	0	0	0	4.0	1	3	3	0	2	3	0	6	1.00	.071	14	1	0	0	19	80 - 43
Starter	NWA	0	0	6.75	1	1	0	0	0	4.0	1	3	3	0	2	3	0	6	1.00	.071	14	1	0	0	19	80 - 43

Asa Lacy - Opposing Hitting - Stat Splits - 2022 - Regular Season

Split	Team	AVG	G	AB	R	H	2B	3B	HR	RBI	BB	IBB	SO	SB	CS	OBP	SLG	OPS	HBP	SAC	SF	GIDP
vs Left	NWA	.167	1	6	1	0	0	0	0	2	1	0	4			.286	.167	.453	0	0	0	0
vs Right	NWA	.000	1	8	0	0	0	0	0	1	2	0	2			.333	.000	.333	2	0	0	0
Team is ahead	NWA	.091	1	11	1	0	0	0	0	3	2	0	5			.333	.091	.424	2	0	0	0
Score is tied	NWA	.000	1	3	0	0	0	0	0	0	1	0	1			.250	.000	.250	0	0	0	0
Batting First	NWA	.000	1	2	0	0	0	0	0	0	0	0	1			.333	.000	.333	1	0	0	0
Batting Second	NWA	.000	1	1	0	0	0	0	0	0	1	0	0			.500	.000	.500	0	0	0	0
Batting Third	NWA	.000	1	1	0	0	0	0	0	0	0	0	0			.500	.000	.500	1	0	0	0
Batting Fourth	NWA	.000	1	2	0	0	0	0	0	0	0	0	2			.000	.000	.000	0	0	0	0
Batting Fifth	NWA	.000	1	2	0	0	0	0	0	0	0	0	0			.000	.000	.000	0	0	0	0
Batting Sixth	NWA	.000	1	2	0	0	0	0	0	0	0	0	2			.000	.000	.000	0	0	0	0
Batting Seventh	NWA	.000	1	1	0	0	0	0	0	0	1	0	1			.500	.000	.500	0	0	0	0
Batting Eighth	NWA	.000	1	1	0	0	0	0	0	1	1	0	0			.500	.000	.500	0	0	0	0
Batting Ninth	NWA	.500	1	2	1	0	0	0	0	2	0	0	0			.500	.500	1.000	0	0	0	0
Leading Off	NWA	.000	1	3	0	0	0	0	0	0	0	0	0			.250	.000	.250	1	0	0	0
First Inning	NWA	.000	1	3	0	0	0	0	0	0	1	0	1	1	0	.250	.000	.250	0	0	0	0
Second Inning	NWA	.000	1	3	0	0	0	0	0	0	0	0	2	0	0	.000	.000	.000	0	0	0	0
Third Inning	NWA	.000	1	3	0	0	0	0	0	0	0	0	0	0	0	.250	.000	.250	1	0	0	0
Fourth Inning	NWA	.200	1	5	3	1	0	0	0	3	2	0	3	0	0	.500	.200	.700	1	0	0	0
Bases Empty	NWA	.000	1	6	0	0	0	0	0	0	1	0	2			.333	.000	.333	2	0	0	0
Runner at 1st	NWA	.000	1	5	0	0	0	0	0	0	0	0	2			.000	.000	.000	0	0	0	0
Runner at 2nd	NWA	.000	1	1	0	0	0	0	0	0	0	0	1			.000	.000	.000	0	0	0	0
Runners at 1st & 2nd	NWA	.000	1	0	0	0	0	0	0	0	1	0	0			1.000	.000	1.000	0	0	0	0
Runners at 1st & 3rd	NWA	.000	1	1	0	0	0	0	0	0	0	0	1			.000	.000	.000	0	0	0	0
Bases Loaded	NWA	1.000	1	1	1	0	0	0	0	3	1	0	0			1.000	1.000	2.000	0	0	0	0
Runners On	NWA	.125	1	8	1	0	0	0	0	3	2	0	4			.300	.125	.425	0	0	0	0
Scoring Position	NWA	.333	1	3	1	0	0	0	0	3	2	0	2			.600	.333	.933	0	0	0	0
No Outs	NWA	.000	1	4	0	0	0	0	0	0	0	0	1			.200	.000	.200	1	0	0	0
One Out	NWA	.000	1	4	0	0	0	0	0	0	1	0	1			.200	.000	.200	0	0	0	0
Two Outs	NWA	.167	1	6	1	0	0	0	0	3	2	0	4			.444	.167	.611	1	0	0	0
Ahead in Count	NWA	.200	1	5	1	0	0	0	0	2	0	0	3			.200	.200	.400	0	0	0	0
Behind in Count	NWA	.000	1	6	0	0	0	0	0	1	3	0	0			.455	.000	.455	2	0	0	0
0-0 Count	NWA	.000	0	0	0	0	0	0	0	0	0	0	0			.000	.000	.000	0	0	0	0
0-1 Count	NWA	.000	1	1	0	0	0	0	0	0	0	0	0			.000	.000	.000	0	0	0	0
0-2 Count	NWA	.333	1	3	1	0	0	0	0	2	0	0	2			.333	.333	.666	0	0	0	0
1-0 Count	NWA	.000	1	2	0	0	0	0	0	0	0	0	0			.333	.000	.333	1	0	0	0
1-1 Count	NWA	.000	0	0	0	0	0	0	0	0	0	0	0			.000	.000	.000	0	0	0	0
1-2 Count	NWA	.000	1	1	0	0	0	0	0	0	0	0	1			.000	.000	.000	0	0	0	0
2-0 Count	NWA	.000	1	1	0	0	0	0	0	0	0	0	0			.000	.000	.000	0	0	0	0
2-1 Count	NWA	.000	1	1	0	0	0	0	0	0	0	0	0			.000	.000	.000	0	0	0	0
2-2 Count	NWA	.000	1	3	0	0	0	0	0	0	0	0	3			.000	.000	.000	0	0	0	0
3-0 Count	NWA	.000	1	0	0	0	0	0	0	0	1	0	0			1.000	.000	1.000	0	0	0	0
3-1 Count	NWA	.000	1	0	0	0	0	0	0	0	1	0	0			1.000	.000	1.000	1	0	0	0
3-2 Count	NWA	.000	1	2	0	0	0	0	0	1	1	0	0			.333	.000	.333	0	0	0	0
Pitcher	NWA	.071	1	14	1	0	0	0	0	3	3	0	6			.316	.071	.387	2	0	0	0



#21 ASA LACY

BORN: June 2, 1999 in Bryan, Texas (Age 22)**HEIGHT/WEIGHT:** 6-4/215 lbs**SEASON WITH NATURALS:** 1st Season**DRAFT:** Round 1 - 2020 (Kansas City Royals, 4th Overall)**COLLEGE:** Texas A&M University (College Station, Texas)**HIGH SCHOOL:** Tivy High School (Kerrville, Texas)

SCOUTING REPORT

**Ranked by Baseball America as the No. 2 Royals prospect, No. 4 left-handed pitcher
Ranked by MLB Pipeline as the No. 72 overall prospect, No. 4 Royals prospect, No. 5LHP****Shows front-of-the-rotation potential, but needs to hit his spots more consistently.****FASTBALL:** Sits upper 90's, commands it better at 92-95 but regularly touches 97 to 98 with sharp downward tilt.**SLIDER:** Sit supper 80's and is his go-to breaking pitch, rated by *Baseball America* as the best slider in the Royals' system ... sometimes looks more like a cutter, but is a wipeout strikeout pitch against both right-handed and left-handed batters.**CHANGEUP:** Promising pitch that can dive late away from hitters' swinging bats, late life and projects as a plus pitch.**CURVEBALL:** Good bite to the pitch

2022 SEASON

- Held Wichita hitless through the first 3.2 innings on 4/12 ... struck out six across 4.0 innings.

CAREER NOTES

2021

- Spent his first professional season with Quad Cities (A+) and made 14 starts with the River Bandits, going 2-5 with a 5.19 ERA (30 ER in 52.0 IP) and 79 strikeouts, before being placed on the Injured List on July 27 and missed the rest of the season.
- Made his professional debut in the second game of the season on May 5 but took the loss at South Bend, allowing four runs in 2.1 innings with five strikeouts ... picked up his first win in his third start, on May 19 at Peoria, throwing 5.0 shutout innings with three hits, two walks and six strikeouts.
- Struck out five or more in 10 of 14 starts, including three nine-strikeout appearances, including back-to-back starts on June 27 and July 3.
- Two of his 14 outings with the River Bandits were scoreless starts, with five one-run games as well.
- His 13.67 K/9 ranked third among Royals minor league pitchers with at least 50.0 innings pitched, while his 33.3% strikeout percentage ranked fifth among those pitchers ... however, he also struggled with control, walking 7.10 batters per nine innings (41 BB in 52.0 IP) with a 17.3% walk rate, both the highest rates among that same group of Royals minor league arms.
- Pitched for the Surprise Saguaros in the Arizona Fall League after just under three months out of action ... in four starts, went 2-0 with a 2.35 ERA (2 ER in 7.2 IP), striking out 15 while walking six ... three of his four outings were scoreless, with five strikeouts in his last two.

2020

- Spent his first pro season at the Alternate Training Site in Kansas City, Kansas ... also participated in the Postseason Instructional Camp at Kauffman Stadium in October.

COLLEGE (2018-2020)

- Attended Texas A&M University ... named a 2020 Baseball America and Collegiate Baseball First Team pre-season All-American ... also named a Third Team All-American in 2019 by the National College Baseball Writers Association (NCBWA) and a Golden Spikes Award semifinalist ... despite having his junior season cut short by the coronavirus pandemic, finished college career with a 14-5 record and a 2.07 ERA (35 ER in 152.0 IP) with 224 strikeouts (13.3 K/9).
- In his four starts as a junior in 2020, went 3-0 with a 0.75 ERA (2 ER in 24.0 IP), striking out 46 of the 93 batters he faced (49.5%).
- When he was drafted fourth overall, he became the highest drafted player in the history of Texas A&M's baseball program.
- Pitched for the USA Baseball Collegiate National Team in 2019 with now fellow Naturals teammate Nick Loftin.

MISCELLANEOUS

- Full name is Asa Edward Lacy ... currently resides in Kerrville, Texas, during the offseason.
- Graduated from Tivy High School in Kerrville, Texas ... selected Collin Street Baker/TSWA Class 5A All-State First Team as a senior in 2017, was also selected to pitch in the Texas High School Baseball Coaches (THSBCA) All-Star Game ... set a school record in 2017 with 13 wins, went 13-1 with a 0.93 ERA and 128 strikeouts in 97.1 innings (11.83 K/9) ... named District 26- 5A Newcomer of the Year in 2015 as a sophomore.
- Was drafted by the Cleveland Indians out of Tivy HS in the 31st round of the 2017 MLB Draft, but opted to attend Texas A&M.
- Father, Phillip, played varsity tennis at Sam Houston State, while his grandfather, Dan Davison, was a halfback at Texas A&M.
- Enjoys hunting, fishing and ping pong in his free time, also a member of the National Honor Society.

SEASON / CAREER HIGHS

SEASON		CAREER	
4/12/22 vs. Wichita	4.0	INNINGS PITCHED	6.0 7/3/21 vs. Cedar Rapids
4/12/22 vs. Wichita	1	HITS ALLOWED	6 6/22/21 @ Beloit
4/12/22 vs. Wichita	3	RUNS ALLOWED	5 5/30/21 @ Dayton
4/12/22 vs. Wichita	3	EARNED RUNS ALLOWED	5 5/30/21 @ Dayton
-	-	HOME RUNS ALLOWED	2 6/11/21 @ Peoria
4/12/22 vs. Wichita	3	WALKS ALLOWED	6 5/12/21 vs. Cedar Rapids
4/12/22 vs. Wichita	6	STRIKEOUTS	9, 3x Last: 7/3/21 vs. Cedar Rapids
4/12/22 vs. Wichita	19	BATTERS FACED	23 7/8/21 @ Wisconsin
4/12/22 vs. Wichita	80	NUMBER OF PITCHES	83 7/8/21 @ Wisconsin
4/12/22 vs. Wichita	3.2 IP	SCORELESS STREAK	9.2 IP 5/12/21 to 5/25/21

LACY 2022 RUN SUPPORT (STARTS ONLY)

RUNS SCORED	0	1	2	3	4	5	6	7	8	9	10+
Games											1
PLAYER W-L										0-0	
Team W-L										1-0	

2022 GAME-BY-GAME (NORTHWEST ARKANSAS, AA)

DATE	OPPONENT	RES	LEFT GAME	DEC	IP	H	R	ER	HR	HB	BB	SO	BF	NP-S
4/12/22	vs. Wichita	W, 8-6	End 4th, winning 8-3	-	4.0	1	3	3	0	2	3	6	19	80-43

LACY vs. WICHITA IN 2022

W	L	ERA	G	GS	CG	SHO	GF	HLD	SV	SVO	IP	H	R	ER	HR	HB	BB	IBB	SO	AVG	WHIP
0	0	6.75	1	1	0	0	0	0	0	0	4.0	1	3	3	0	2	3	0	6	.071	1.00

LACY vs. WICHITA HITTERS IN 2022

PLAYER	AVG	AB	H	2B	3B	HR	RBI	BB	SO	PLAYER	AVG	AB	H	2B	3B	HR	RBI	BB	SO
Bechtold, A.	.000	1	0	0	0	0	0	1	1	Martin, A.	.000	2	0	0	0	0	0	0	0
Helman, M.	.000	2	0	0	0	0	0	0	0	Ortega, D.	.000	1	0	0	0	0	0	0	0
Isola, A.	.000	1	0	0	0	0	1	1	0	Steer, S.	.000	1	0	0	0	0	0	0	0
Julien, E.	.000	0	0	0	0	0	0	1	0	Sturgeon, C.	.000	2	0	0	0	0	0	0	2
Keirsey, D.	.500	2	1	0	0	0	2	0	0	Wallner, M.	.000	2	0	0	0	0	0	0	2

MINOR LEAGUE CAREER

SEASON	TEAM	W	L	ERA	G	GS	CG	SHO	SV	SV	IP	H	R	ER	HR	HB	BB	IBB	SO	WHIP	AVG	AB	WP	BK	GIDP	TBF	NP-S	
2020		Did not play (no minor league season)																										
2021	Quad Cities (A+)	2	5	5.19	14	14	0	0	0	0	52.0	41	31	30	5	8	41	0	79	1.58	.222	185	10	0	4	237	983-567	
2022	NW Arkansas (AA)	0	0	6.75	1	1	0	0	0	0	4.0	1	3	3	0	2	3	0	6	1.00	.071	14	1	0	0	19	80-43	
TOTAL		2	5	5.30	15	15	0	0	0	0	56.0	42	34	33	5	10	44	0	85	1.54	.211	199	11	0	4	256	1063-610	



PLAYER

QUICK NOTES

CAREER HIGHS



14 HOLDEN CAPPS
LHP • R/L • 6'1" • 194 • 3/24/1995 (27)
2017 MLB Draft – Round 8 (U. of Central Oklahoma)
Born/Resides: Lawton, Oklahoma



17 ZACK PHILLIPS
LHP • L/L • 6'1" • 170 • 7/11/1998 (23)
2019 MLB Draft – Round 27 (Ole Miss)
Born: Sierra Vista, Arizona • Resides: Texarkana, Arkansas




18 ALEC MARSH
RHP • R/R • 6'3" • 220 • 5/14/1998 (23)
2019 MLB Draft – Round 2, 70th Overall (Arizona State)
Born: Waukesha, Wisc. • Resides: Milwaukee, Wisc.




21 ASA LACY
LHP • L/R • 6'4" • 215 • 6/2/1999 (22)
2020 MLB Draft – Round 1, 4th Overall (Texas A&M)
Born: Bryan, Texas • Resides: Kerrville, Texas




22 STEPHEN WOODS JR.
RHP • R/R • 6'1" • 200 • 6/10/1995 (26)
Traded from Tampa Bay – 7/21/2020
Born: New Hyde Park, N.Y. • Resides: Huntington Station, N.Y.




28 DREW PARRISH
LHP • L/L • 5'11" • 195 • 12/8/1997 (24)
2019 MLB Draft – Round 8 (Florida State)
Born: Cape Canaveral, Florida • Resides: Rockledge, Florida



29 ZACH WILLEMAN
RHP • R/R • 6'3" • 215 • 3/27/1996 (26)
Traded from Los Angeles (NL) as PTBNL – 10/20/2021
Born/Resides: Napoleon, Ohio




32 ANTHONY VENEZIANO
LHP • L/L • 6'6" • 200 • 9/1/1997 (24)
2019 MLB Draft – Round 9 (Coral Gables)
Born/Resides: Hackettstown, New Jersey



34 CHRISTIAN COSBY
RHP • R/R • 6'5" • 215 • 12/21/1996 (25)
2018 MLB Draft – Round 14 (Chapman University)
Born/Resides: Placentia, California




35 NATE WEBB *7-DAY INJURED LIST*
RHP • R/R • 6'2" • 215 • 10/6/1995 (26)
2016 MLB Draft – Round 34 (Lee's Summit North HS)
Born: Kansas City, MO • Resides: Lee's Summit, MO




38 DANTE BIASI
LHP • L/L • 6'0" • 200 • 12/22/1996 (25)
2019 MLB Draft – Round 6 (Penn State)
Born: Wilkes Barre, Penn. • Resides: Hazleton, Penn.



39 ANDRES SOTILLET
RHP • R/R • 6'1" • 215 • 3/2/1997 (25)
Signed 7/4/2015 as an International Free Agent
Born: Cumana, Venezuela • Resides: Sucre, Venezuela



41 ZACH HAAKE
RHP • L/R • 6'4" • 186 • 10/8/1996 (25)
2018 MLB Draft – Round 6 (University of Kentucky)
Born: Belleville, Illinois • Resides: Brees, Illinois



45 YEFERI DEL ROSARIO
RHP • R/R • 6'2" • 180 • 9/23/1999 (22)
Signed 12/5/2017 as a Minor League Free Agent
Born/Resides: Miches, Dominican Republic



53 ANGEL ZERPA
LHP • L/L • 6'0" • 220 • 9/27/1999 (22)
Signed 6/26/2016 as an International Free Agent
Born: Valle De La Pascua, Venez. • Resides: Anaco, Venez.



55 JONAH DIPOTO
RHP • R/R • 6'1" • 225 • 9/3/1996 (25)
2019 MLB Draft – Round 35 (University of San Diego)
Born: Queens, New York • Resides: San Diego, California



- 2021: Began the season on the Naturals' 60-Day IL and split the season between the Arizona Complex League, Quad Cities (A+) and NW Arkansas ... combined between three levels, went 4-2 across 22 games (three starts) with a 5.79 ERA (24 ER in 37.1 IP) and 36 strikeouts.
- 2019: Split the season between Wilmington (A+) and NW Arkansas (AA), pitching in 39 games out of the bullpen for the Blue Rocks and Naturals with a combined 2.61 ERA (15 ER in 51.2 IP) and 55 strikeouts.

CONSECUTIVE BATTERS RETIRED: 1

SCORELESS STREAK: 0.1 IP (4/16/2022)

- 2021: Split the season between Columbia (A) and Quad Cities (A+), combining to pitch in 25 games out of the bullpen with an 0-4 record, but three saves and a 2.06 ERA (11 ER in 48.0 IP) while walking just 13 and striking out 51 ... 16 of his 25 total appearances were scoreless.
- 2019: After being drafted, was assigned to Burlington (R) in the Appalachian League and pitched in 20 games out of the bullpen for the B-Royals, going 4-1 with two saves and a 2.15 ERA (9 ER in 37.2 IP), while striking out 29.

CONSECUTIVE BATTERS RETIRED: 0

SCORELESS STREAK: 0.0 IP

- Ranked as the No. 11 prospect in the Royals' minor league system, according to *Baseball America* ... the No. 12 prospect in the Royals' organization according to MLB Pipeline.
- 2021: Broke camp with NW Arkansas (AA) and made six starts for the Naturals, before missing the rest of the year with an injury ... went 1-3 with a 4.97 ERA (14 ER in 25.1 IP) with 42 strikeouts (14.92 K/9) ... over his first 8.1 Double-A innings: 8.1 hitless and scoreless innings.

CONSECUTIVE BATTERS RETIRED: 0

SCORELESS STREAK: 3.0 IP (4/13/2022)

- Ranked as the No. 2 prospect in the Royals' minor league system, according to *Baseball America*, also BA's No. 4 left-handed pitching prospect ... the No. 72 overall prospect, No. 4 prospect in the Royals' organization and No. 5 left-handed pitching prospect according to MLB Pipeline ... listed as having the "Best Slider" among KC's prospects in the 2021 AND 2022 Best Tools survey from *Baseball America*.
- 2021: Spent his first professional season with Quad Cities (A+) and made 14 starts with the River Bandits, going 2-5 with a 5.19 ERA (30 ER in 52.0 IP) and 79 strikeouts, before being placed on the Injured List on 7/27 and missed the rest of the season.

CONSECUTIVE BATTERS RETIRED: 1 (4/12/2022)

SCORELESS STREAK: 0.1 IP (4/12/2022)

- 2021: Spent the entire season with NW Arkansas (AA), beginning the season as a starting pitcher and finishing the year as a reliever ... in 22 games (7 starts, 15 relief appearances), went 5-7 with a 7.42 ERA (39 ER in 47.1 IP), while walking 45 and striking out 48.
- 2018-19: Missed 2018 due to injury, went 9-3 in 2019 ... selected by Kansas City with the fourth overall pick in the Rule 5 Draft (12/12/2019).
- 2016-17: Played two seasons in the Giants organization, reaching Class-A, traded to Tampa Bay December 20 in the 3B Evan Longoria deal.

CONSECUTIVE BATTERS RETIRED: 1 (4/16/2022)

SCORELESS STREAK: 0.1 IP (4/16/2022)

- Ranked as the No. 38 prospect in the Royals' minor league system, according to *Baseball America* ... the No. 29 prospect in the Royals' organization according to MLB Pipeline.
- 2021: Split the season between Quad Cities (A+) and NW Arkansas (AA), with a break in between to pitch for Team USA at the 2021 WBSC Olympic Baseball Qualifiers ... named an MLB.com Organization All-Star ... among qualified Minor League pitchers (96.0 IP), ranked 14th in WHIP, 14th in opponents' batting average (.198) and 16th in ERA (2.83) ... named August Double-A Central Pitcher of the Month.

CONSECUTIVE BATTERS RETIRED: 1 (4/14/2022)

SCORELESS STREAK: 2.1 IP (4/14/2022)

- 2021: Joined the Royals as the Player to be Named Later in the deal that originally sent LHP Danny Duffy from the KC to LA on 7/30 ... spent the entire 2021 season with Tulsa (AA), going 3-2 with three saves across 33 relief appearances with a 3.78 ERA (20 ER in 47.2 IP) while striking out 59 ... 28.2% K% and 11.4 K/9 both ranked 14th in the Dodgers organization among pitchers who threw at least 45.0 innings.
- 2019: Pitched in 21 games (6 starts) for Great Lakes (A) and went 4-7 with two saves and a 5.38 ERA (48 ER in 80.1 IP) and 55 strikeouts.

CONSECUTIVE BATTERS RETIRED: 1 (4/16/2022)

SCORELESS STREAK: 0.1 IP (4/16/2022)

- Ranked as the No. 21 prospect in the Royals' minor league system, according to *Baseball America* ... the No. 17 prospect in the Royals' organization according to MLB Pipeline.
- 2021: Named Quad Cities (A+) Pitcher of the Year ... across 22 starts, went 6-4 with a 3.75 ERA (39 ER in 93.2 IP), while striking out an organization-best 127 and walking just 37 ... named the High-A Central Pitcher of the Year and All-Star left-handed starting pitcher.

CONSECUTIVE BATTERS RETIRED: 0

SCORELESS STREAK: 0.0 IP

- 2021: After pitching five games in May with Columbia (A), was promoted to Quad Cities (A+) on 6/3, where he remained through the end of the season ... across 25 combined games (10 starts), went 5-4 with a 4.15 ERA (40 ER in 86.2 IP) while striking out 104 and walking just 23 ... among Royals Minor League pitchers who threw at least 80.0 innings, ranked first with a 2.39 BB/9 and 4.52 K/BB, fifth with a 10.80 K/9 and 29.1% K% ... also ranked third among that group of pitchers in WHIP (1.17), fourth in BABIP (.299) and sixth in ERA (4.15).

CONSECUTIVE BATTERS RETIRED: 2 (4/13/2022)

SCORELESS STREAK: 0.2 IP (4/13/2022)

- Ranked as the No. 26 prospect in the Royals' minor league system, according to *Baseball America*.
- 2021: Between Columbia (A) and Quad Cities (A+), went 4-3 across 35 games with a 3.94 ERA (26 ER in 59.1 IP) and 89 strikeouts ... his five saves were tied for sixth in the system, while 37.7% K% ranked 3rd (min. 50 IP) ... added to Kansas City's 40-man roster on Nov. 19, 2021.
- MISC: Was on the Kansas City Royals grounds crew as a high schooler in 2014 and 2015, and was given a World Series ring.

CONSECUTIVE BATTERS RETIRED:

SCORELESS STREAK:

- 2021: Spent the entire season with Quad Cities (A+), going 5-2 with two saves across 24 games (six starts) with a 3.77 ERA (30 ER in 71.2 IP) and 84 strikeouts ... first 16 appearances of the year all came in relief, six of his last eight were starts, including four straight to end the year.
- 2019: Pitched in seven games for Burlington (R), going 1-0 with a 2.50 ERA (5 ER in 18.0 IP) and 24 strikeouts to just three walks.
- COLLEGE: Across 28 games (27 starts) at Penn State, went 6-12 with a 3.76 ERA (57 ER in 136.1 IP) while striking out 153 and walking just 69.

CONSECUTIVE BATTERS RETIRED: 6 (4/12/2022)

SCORELESS STREAK: 2.1 IP (4/12/2022)

- His 55 career games pitched for Northwest Arkansas are the most among active pitchers.
- 2021: Began the season with Omaha (AAA) and split the season between the Storm Chasers and NW Arkansas (AA), pitching in 34 games (1 start) with a 5.52 ERA (28 ER in 45.2 IP) ... pitched for Venezuela in the WBSC Baseball Americas Olympic Qualifying event May 31 to June 5.
- 2019: Spent the entire year with NW Arkansas (AA), going 6-1 across 34 games (four starts) with a 3.35 ERA (28 ER in 75.1 IP) ... his six victories ranked tied for third in the Texas League among pitchers who started five games or fewer.

CONSECUTIVE BATTERS RETIRED: 1 (4/16/2022)

SCORELESS STREAK: 1.1 IP (4/16/2022)

- Ranked as the No. 27 prospect in the Royals' minor league system, according to *Baseball America*.
- 2021: Assigned to Quad Cities (A+) to begin the season and pitched for the River Bandits for the first two months, before missing six weeks with an oblique injury ... in 15 games (14 starts), went 4-1 with a 3.35 ERA (20 ER in 53.2 IP), striking out 58 ... assigned to the Surprise Saguaros of the Arizona Fall League and pitched in six games (five starts) and went 1-1 with a 6.61 ERA (12 ER in 16.1 IP) while striking out 14.

CONSECUTIVE BATTERS RETIRED: 1 (4/14/2022)

SCORELESS STREAK: 0.1 IP (4/14/2022)

- 2021: Spent the entire season with Northwest Arkansas, pitching in 26 games (11 starts) and going 2-4 with a 5.99 ERA (47 ER in 70.2 IP) ... ranked third on the Naturals pitching staff in strikeouts (78) and innings pitched (70.2), and fifth in both games pitched and games started.
- 2019: Did not pitch due to injury ... had a nerve issue in his right bicep, only treatment was rest.
- 2017: Posted a 3.62 ERA in 37.1 IP between the DSL & GCL Braves ... granted free agency on 11/21/2017 after MLB investigation into the Braves.

CONSECUTIVE BATTERS RETIRED: 2 (4/9/2022)

SCORELESS STREAK: 0.2 IP (4/9/2022)

- Ranked as the No. 20 prospect in the Royals' minor league system, according to *Baseball America* ... the No. 13 prospect in the Royals' organization according to MLB Pipeline ... listed as having the "Best Control" among Royals' pitching prospects in the 2022 Best Tools survey from BA.
- 2021: Began the season in Quad Cities (A+) and after stops with NW Arkansas (AA) and Omaha (AAA), made his Major League debut on Sept. 30 vs. Cleveland, pitching 5.0 innings and allowing two runs with four strikeouts ... 108 strikeouts between the three MLB levels ranked 8th among Royals minor pitchers, as did 88.1 innings pitched.

CONSECUTIVE BATTERS RETIRED: 1 (4/16/2022)

SCORELESS STREAK: 4.1 IP (4/10/22 to 4/16/22)

- 2022: Pitched a scoreless Cactus League inning with a strikeout on 3/29 against his dad's Seattle Mariners.
- 2021: Pitched 22 games for Quad Cities, went 1-0 with eight saves (in 10 chances) and a 3.19 ERA (11 ER in 31.0 IP) and 39 strikeouts ... eight saves ranked tied second in the Royals' system ... 15 of his 22 outings were scoreless, only allowing more than one run three times.
- MISC: Full name is Jonah Seaver Dipoto, after Tom Seaver ... father Jerry Dipoto is currently the General Manager of the Seattle Mariners.

CONSECUTIVE BATTERS RETIRED: 3

SCORELESS STREAK: 2.2 (4/12/2022 to 4/14/2022)

JP 5.0 (5x) Last: 9/3/17 vs. Orem
K 7 (2x) Last: 7/1/18 vs. Asheville
BB 3 7/25/17 @ Missoula
H 8 (3x) Last: 9/3/17 vs. Orem
R 7 9/9/17 @ Ogden
NP 95 (8/28/17 @ Ogden)

JP 4.0 (2x) Last: 9/18/21 vs. South Bend
K 6 7/13/21 @ Myrtle Beach
BB 4 4/9/22 @ Springfield
H 6 (2x) Last: 9/18/21 vs. South Bend
R 8 4/9/22 @ Springfield
NP 60 4/9/22 @ Springfield

JP 6.0 5/14/21 vs. Tulsa
K 11 5/14/21 vs. Tulsa
BB 4 5/28/21 vs. San Antonio
H 9 5/21/21 @ Springfield
R 4 (3x) Last: 6/3/21 vs. Tulsa
NP 85 5/8/21 @ Arkansas

JP 6.0 7/3/21 vs. Cedar Rapids
K 9 (3) Last: 7/3/21 vs. Cedar Rapids
BB 6 5/12/21 vs. Cedar Rapids
H 6 6/22/21 @ Beloit
R 5 5/30/21 @ Dayton
NP 83 7/8/21 @ Wisconsin

JP 7.0 (2x) Last: 6/18/17 vs. Asheville
K 10 5/21/17 @ Charleston
BB 5 (6x) Last: 6/30/21 @ Springfield
H 10 6/18/21 @ San Antonio
R 7 6/18/21 @ San Antonio
NP 96 6/12/17 vs. Greenville

JP 7.0 (2x) Last: 8/27/21 vs. Springfield
K 9 (2x) Last: 7/10/21 @ Wichita
BB 5 8/21/21 @ Tulsa
H 7 9/12/21 @ Wichita
R 5 6/10/21 @ Frisco
NP 91 8/27/21 vs. Springfield

JP 6.0 8/31/19 @ Lake County
K 7 (2x) Last: 7/3/19 vs. Lansing
BB 5 7/14/19 @ Peoria
H 11 5/19/19 @ West Michigan
R 8 5/19/19 @ West Michigan
NP 89 8/15/19 @ West Michigan

JP 6.0 (2x) Last: 7/30/21 vs. South Bend
K 10 7/30/21 vs. South Bend
BB 5 4/9/22 @ Springfield
H 12 7/29/19 vs. Missoula
R 9 7/29/19 vs. Missoula
NP 86 7/30/21 vs. South Bend

JP 6.0 9/11/21 @ Cedar Rapids
K 6 6/15/21 vs. Wisconsin
BB 4 7/10/19 vs. Ogden
H 10 7/22/19 @ Missoula
R 9 7/22/19 @ Missoula
NP 87 9/7/21 vs. Peoria

JP 7.0 (2x) Last: 8/2/19 vs. Billings
K 10 (3x) Last: 8/2/19 vs. Billings
BB 5 6/24/18 @ Orem
H 10 8/20/17 @ Bluefield
R 11 8/20/17 @ Bluefield
NP 103 7/8/17 @ Danville

JP 5.0 6/5/21 vs. Beloit
K 7 (3x) Last: 8/26/21 vs. Wisconsin
BB 5 6/29/21 vs. Cedar Rapids
H 5 (2x) Last: 8/26/21 vs. Wisconsin
R 5 (2x) Last: 5/30/21 @ Dayton
NP 75 8/26/21 vs. Wisconsin

JP 9.0 7/7/18 vs. Greensboro
K 10 7/7/18 vs. Greensboro
BB 4 9/2/18 vs. Potomac
H 11 (3x) Last: 6/21/18 vs. Charleston
R 9 6/21/18 vs. Charleston
NP 113 7/7/18 vs. Greensboro

JP 6.0 (3x) Last: 6/18/21 vs. Wisconsin
K 12 4/27/19 vs. Greenville
BB 6 6/23/19 vs. Greenville
H 9 5/26/21 @ Dayton
R 6 8/12/19 vs. Hickory
NP 95 4/27/19 vs. Greenville

JP 7.0 8/30/18 vs. Augusta
K 9 8/30/18 vs. Augusta
BB 5 (2x) Last: 8/1/21 vs. Wichita
H 8 6/22/18 vs. Charleston
R 8 6/22/18 vs. Charleston
NP 95 6/22/18 vs. Asheville

JP 6.0 (6x) Last: 7/21/21 @ Tulsa
K 10 7/20/17 @ DSL Astros Blue
BB 4 (2x) Last: 8/18/18 @ AZL Mariners
H 11 (2x) Last: 7/26/19 @ Princeton
R 9 7/26/19 @ Princeton
NP 88 5/11/21 vs. Cedar Rapids

JP 3.0 (4x) Last: 5/16/21 vs. Cedar Rapids
K 6 5/16/21 vs. Cedar Rapids
BB 4 (2x) Last: 4/8/22 @ Springfield
H 4 6/25/19 @ AZL Padres 1
R 3 (4x) Last: 7/30/21 vs. South Bend
NP 44 (2x) Last: 5/16/21 vs. Cedar Rapids

NATURALS RELIEVERS		ENTRANCE SITUATION			INNING ENTERING THE GAME										INHERITED RUNNERS			1-2-3 INNINGS		
PITCHER	LAST APPEARANCE	LEAD	TRAIL	TIED	1	2	3	4	5	6	7	8	9	10+	BR INHER.	BR SCORE	% SCORE	TOTAL	POSSIBLE	% 1-2-3
38 Biasi, Dante	4/12 vs. Wichita (3.0 IP)	1	-	-	-	-	-	-	1	-	-	-	-	-	-	-	-	1	3	33.3%
14 Capps, Holden	4/16 vs. Wichita (2.0 IP)	1	-	-	-	-	-	-	1	-	-	-	-	-	-	-	-	0	2	0.0%
34 Cosby, Christian	4/13 vs. Wichita (2.1 IP)	-	1	1	-	-	-	1	1	-	-	-	-	-	3	2	66.7%	1	4	25.0%
45 Del Rosario, Yefri	4/15 vs. Wichita (3.0 IP)	-	2	-	-	-	1	1	-	-	-	-	-	-	3	3	100.0%	1	5	20.0%
55 Dipoto, Jonah	4/14 vs. Wichita (2.0 IP)	-	2	-	-	-	-	-	-	1	1	-	-	-	-	-	-	0	2	0.0%
41 Haake, Zach	4/14 vs. Wichita (1.0 IP)	-	2	-	-	-	1	-	-	1	-	-	-	-	-	-	-	2	5	40.0%
17 Phillips, Zack	4/15 vs. Wichita (3.0 IP)	-	2	-	1	-	-	-	-	-	1	-	-	-	3	0	0.0%	1	4	25.0%
39 Sotillet, Andres	4/16 vs. Wichita (2.0 IP)	2	-	1	-	-	-	-	-	-	1	2	-	-	2	0	0.0%	3	6	50.0%
29 Willeman, Zach	4/16 vs. Wichita (1.0 IP)	1	1	1	-	-	-	-	-	-	-	2	-	1	-	-	-	1	5	20.0%
22 Woods Jr., Stephen	4/16 vs. Wichita (1.0 IP)	1	2	-	-	-	-	-	-	1	1	-	1	-	-	-	-	1	4	25.0%
		-	-	-	-	-	-	-	-	-	-	-	-	-	-	-	-	-	-	-
		6	12	3	1	0	2	2	3	3	4	4	1	1	11	5	45.5%	11	40	27.5%

STARTING PITCHER SPLITS						1ST PITCH STRIKES			1-2-3 INNINGS			NATURALS STARTERS VS. RELIEVERS		
PITCHER	GS	W-L	TEAM W-L	R SUPPORT	SUPPORT/START	FPS	TBF	% FPS	TOTAL	POSSIBLE	% 1-2-3	STARTERS	RELIEVERS	
29 Parrish, Drew	2	0-1	1-1	2	1.00	22	38	57.9%	3	8	37.5%	0-4	W-L	3-1
32 Veneziano, Anthony	2	0-2	0-2	0	0.00	11	24	45.8%	0	3	0.0%	8.20	ERA	6.45
53 Zerpa, Angel	2	0-1	0-2	6	2.00	17	31	54.8%	0	6	0.0%	26.1	INNINGS	44.2
21 Lacy, Asa	1	0-0	1-0	8	2.00	6	19	31.6%	1	4	25.0%	29 (6)	HITS (HR)	49 (4)
18 Marsh, Alec	1	0-0	1-0	2	2.00	12	18	66.7%	2	4	50.0%	24 (24)	R (ER)	36 (32)
	8			18	2.25	68	130	52.3%	6	25	24.0%	19	BB	26
												27 (9.23)	K (K/9)	34 (6.85)
												1.82	WHIP	1.68
												.274	AVG	.272

NATURALS PITCHER PICKOFF LOG													
	DATE	INNING	PITCHER	RUNNER	BASE	OUT #		DATE	INNING	PITCHER	RUNNER	BASE	OUT #
1	4/16/2022 vs. WCH	▲ 3	Angel Zerpa (1)	Kevin Merrell	1st	1							

AUTOMATIC BALLS CALLED ON NATURALS PITCHERS (0)					
DATE	INNING	UMPIRE	PITCHER	COUNT AT CALL	BATTER RESULT (COUNT)



PLAYER

QUICK NOTES

CAREER HIGHS



1 JOHN RAVE

OUTFIELDER • L/R • 6'0" • 185 • 12/30/1997 (24)
2019 MLB Draft — Round 5 (Illinois State)
Born: Canton, Illinois • Resides: Bloomington, Illinois

- 2021: Named an MiLB.com Organization All-Star in the outfield for Kansas City ... spent the season with Quad Cities (A+), playing in 77 games and hit .252/.352/.453 (70-for-278) ... hit 14 homers and stole 13 bases, making him one of five 13-13 players in the system in 2021.
- 2019: Assigned to Burlington (R) after being drafted and played 15 games in the Appalachian League before being promoted to Lexington (A) on 7/7, where he finished the season ... combined to slash .234/.326/.320 (54-for-231) across the two levels with 13 XBH and 16 RBI.
- COLLEGE: Attended the Illinois State University, where he was a three-year starting center fielder for the Redbirds and played 170 games.

HIT STREAK:

REACHED BASE STREAK:

H 4 (2x) Last: 8/1/21 vs. South Bend
R 4 8/1/21 vs. South Bend
HR 2 8/5/21 @ Cedar Rapids
RBI 5 (2x) Last: 8/3/21 @ Cedar Rapids
BB 3 4/16/22 vs Wichita
SB 3 8/22/21 @ South Bend



2 TYLER CROPLEY


CATCHER • R/R • 5'11" • 185 • 12/10/1995 (26)
Signed 10/8/2020 as a Minor League Free Agent
Born: Sioux City, Iowa • Resides: Cedar Rapids, Iowa

- 2021: Spent the entire season with Northwest Arkansas (AA) ... across 26 games (19 starts), slashed .194/.325/.313 (13-for-67) with two home runs and six runs batted in ... of his 13 hits came in the month of July, where he hit .261 (6-for-23) in 10 games, with a double and three walks ... caught 5 of 12 would-be base stealers (42.0% CS).
- 2019: Limited to 41 games with the Hagerstown Suns (A) and spent time on the injured list, hit .187/.294/.276 (23-for-123).
- COLLEGE: Played 2015 and 2016 at Iowa Western CC before transferring to the University of Iowa for 2017 and 2018.

HIT STREAK:

REACHED BASE STREAK:

H 2 (11x) Last: 7/16/21 vs. Arkansas
R 2 (5x) Last: 7/16/21 vs. Arkansas
HR 1 (4x) Last: 8/7/21 @ Arkansas
RBI 3 (2x) Last: 5/23/21 @ Springfield
BB 2 (5x) Last: 5/16/21 vs. Tulsa
SB 1 (2x) Last: 5/3/19 @ Augusta



3 SEBASTIAN RIVERO

CATCHER • R/R • 6'1" • 215 • 12/10/1995 (26)
Signed 7/12/2015 as an International Free Agent
Born: Maracay, Venezuela • Resides: Mariara, Venezuela

- 2021: Split the season between Omaha (AAA) and Kansas City, appearing in 17 games (9 starts) for the Royals in his first Major League season and slashed .175/.250/.225 (7-for-40) ... made his Major League debut on 5/8 against the White Sox as the starting catcher ... appeared in 42 games with the Storm Chasers and slashed .260/.319/.380 (39-for-150) and threw out 10 of 34 would-be base stealers (29%).
- 2019: Played most of the year with Wilmington (A+) but played three games for Omaha (AAA) ... made his Triple-A debut on 5/27, going 3-for-8 (.375) with three runs scored in three games before returning to the Blue Rocks on 5/31.

HIT STREAK: 2 Games (4/13 to 4/14) .333 (2-for-6), 1 2B

REACHED BASE STREAK: 3 Games (4/13 to 4/16) .200 (2-for-10), 2 BB

H 5 6/10/21 @ St. Paul
R 4 7/2/18 vs. Asheville
HR 1 (15x) Last: 8/10/21 @ St. Paul
RBI 4 (3x) Last: 6/10/21 @ St. Paul
BB 2 (7x) Last: 4/14/22 vs. Wichita
SB 1 (12x) Last: 8/17/19 vs. Columbus



4 RYAN GROTJOHN


INF/OF • L/R • 6'2" • 175 • 4/25/1995 (26)
Signed 1/27/2022 as a Minor League Free Agent
Born: Bakersfield, California • Resides: Scottsdale, Arizona

- 2021: Released by the Arizona Diamondbacks on 1/8, spent the season in the American Association with the Kansas City Monarchs and was named the American Association All-Star at second base, slashing .329/.436/.523 (109-for-339) with 10 home runs and 60 runs batted in for the league champions ... led the team in OBP and ranked second on the team in batting average, walks (55) and steals (12).
- 2017-2019: Spent three seasons in the Diamondbacks' system originally Arizona's 10th-round pick in 2017 ... reached as high as Double-A Jackson in 2018 and 2019 ... won league championships with Jackson and Visalia (A+) in 2019.

HIT STREAK:

REACHED BASE STREAK:

H 4 (2x) Last: 8/21/18 vs. Peoria
R 4 6/26/18 @ Peoria
HR 1 (12x) Last: 8/30/19 vs. Jacksonville
RBI 7 7/27/18 vs. Beloit
BB 3 (2x) Last: 5/14/19 @ Mobile
SB 1 (13x) Last: 8/31/19 vs. Jacksonville



8 MAIKEL GARCIA

INFIELDER • R/R • 6'0" • 145 • 3/3/2000 (22)
Signed 7/27/2016 as an International Free Agent
Born/Resides: La Sabana, Venezuela

- Ranked as the No. 28 prospect in the Royals' minor league system, according to *Baseball America* ... the No. 22 prospect in the Royals' system according to MLB Pipeline ... listed as having the "Best Infield Arm" among Royals' prospects in *Baseball America's* 2022 Best Tools survey.
- 2021: Split his season between Columbia (A), and Quad Cities (A+) and slashed a combined .291/.380/.405 (120-for-480) between the two levels ... ranked third in the Royals' minor league system in batting average (.291) among qualified hitters and sixth in BABIP (.341) ... was fifth in the organization in hits (120), tied for fourth in steals (35) ... added to Kansas City's 40-man roster on November 19, 2021.

HIT STREAK: 3 Games (4/14 to 4/16) .400 (4-for-10)

REACHED BASE STREAK: 8 Games (4/8 to 4/16) .370 (10-for-27), 10 BB

H 4 (2x) Last: 8/10/21 vs. Beloit
R 4 (2x) Last: 4/8/22 @ Springfield
HR 1 (12x) Last: 9/8/21 vs. Peoria
RBI 3 (4x) Last: 9/8/21 vs. Peoria
BB 3 (5x) Last: 4/13/22 vs. Wichita
SB 3 6/20/19 @ Bristol



9 JAKE MEANS

INFIELDER • R/R • 6'2" • 215 • 4/14/1996 (26)
2019 MLB Draft — Round 22 (Indiana State)
Born/Resides: Olathe, Kansas

- 2021: Spent the first month and a half of the season with Columbia (A) before a promotion to Quad Cities (A+) on 6/15, where he finished out the season ... combined to slash .222/.343/.429 (76-for-343) over 97 games, with 16 home runs and 52 runs batted in ... assigned to the Surprise Saguaros of the Arizona Fall League after the MiLB season ... across 19 games, slashed .171/.244/.271 (12-for-70) with four doubles.
- 2019: Assigned to Burlington (R) after being drafted and played in 60 games for the Royals, slashing .267/.410/.400 (56-for-210) with 17 extra-base hits (five home runs) and 29 runs batted in

HIT STREAK:

REACHED BASE STREAK:

H 4 8/12/19 @ Greenville
R 4 7/9/21 @ Wisconsin
HR 1 (21x) Last: 9/18/21 vs. South Bend
RBI 4 (2x) Last: 6/18/21 vs. Wisconsin
BB 3 (3x) Last: 7/9/21 @ Wisconsin
SB 1 (8x) Last: 4/8/22 @ Springfield



11 LOGAN PORTER

CATCHER • R/R • 6'0" • 200 • 7/12/1995 (26)
Signed 6/21/2018 as a Non-Drafted Free Agent
Born: Phoenix, Arizona • Resides: Surprise, Arizona

- 2021: Spent the season with Quad Cities (A+) and slashed .241/.368/.451 (62-for-257) in 77 games ... named a High-A Central post-season All-Star at catcher ... hit a walk-off homer in Game 4 of the High-A Central Championship Series on 9/25 to win 2-1 and force Game 5.
- 2019: Spent the season with Burlington (R) and led the league in batting average (.352), on-base percentage (.481), slugging percentage (.648) and OPS (1.130), ranked tied for fourth in walks (31) and tied for sixth in home runs (9).
- MISC: Grew up down the street from Surprise Stadium, was a clubbie for the AZL Royals the summer of 2011 while in high school.

HIT STREAK:

REACHED BASE STREAK:

H 3 (4x) Last: 8/1/21 vs. South Bend
HR 2 (5x) Last: 7/14/21 @ Beloit
RBI 4 (2x) Last: 8/10/21 vs. Beloit
BB 3 (3x) Last: 4/9/22 @ Springfield
SB 1 8/10/21 vs. Beloit



12 TUCKER BRADLEY


OUTFIELDER • L/L • 6'0" • 206 • 5/6/1998 (23)
Signed 6/23/2020 as a Non-Drafted Free Agent
Born/Resides: Chickamauga, Georgia

- 2021: Began his professional career splitting the year between Columbia (A) and Quad Cities (A+) and combined to slash .285/.380/.427 (94-for-330) with 30 extra-base hits and 45 runs batted in ... his .380 OBP ranked fourth among qualified Royals Minor Leaguers, while a .285 average and .807 OPS ranked eighth.
- 2017-2020: Played collegiately at the University of Georgia, where he slashed .317/.384/.412 (143-for-451) in 125 games with 14 doubles, nine home runs and 62 RBI ... lists his favorite college memory as playing at Baum-Walker Stadium his freshman season.

HIT STREAK: 5 Games (4/10 to 4/16) .333 (6-for-18), 1 2B, 1 3B

REACHED BASE STREAK: 5 Games (4/10 to 4/16) .333 (6-for-18), 1 BB

H 3 (9x) Last: 9/18/21 vs. South Bend
R 3 (3x) Last: 8/17/21 @ South Bend
HR 2 8/10/21 vs. Beloit
RBI 5 6/24/21 @ Beloit
BB 3 8/27/21 vs. Wisconsin
SB 2 (2x) Last: 8/26/21 vs. Wisconsin



13 NICK LOFTIN

OUTFIELDER • R/R • 6'1" • 180 • 9/25/1998 (23)
2018 MLB Draft — CBA Round (32nd Overall)
Born/Resides: Corpus Christi, Texas

- Ranked as the No. 12 prospect in the Royals' minor league system, according to *Baseball America* ... the No. 6 prospect in the Royals' system according to MLB Pipeline ... listed as having the "Best Strike-Zone Discipline" among Royals' prospects in *Baseball America's* 2021 AND 2022 Best Tools surveys.
- 2021: Spent his first professional season with Quad Cities (A+) and slashed .289/.374/.464 (103-for-356) across 90 games while being named an MiLB.com Organization All-Star at third base ... won the High-A Central batting title with a .289 average and placed fifth with a .373 OBP and .837 OPS ... hit for the cycle on 8/1, going 5-for-6 at the plate with a walk-off homer in the ninth to complete the cycle.

HIT STREAK:

REACHED BASE STREAK:

H 5 8/1/21 vs. South Bend
R 4 8/1/21 vs. South Bend
HR 1 (10x) Last: 9/15/21 vs. South Bend
RBI 4 (2x) Last: 9/15/21 vs. South Bend
BB 3 (2x) Last: 9/5/21 @ Cedar Rapids
SB 2 4/12/22 vs. Wichita



16 ROBBIE GLENDINNING


INFIELDER • R/R • 6'2" • 198 • 10/6/1995 (26)
Signed 2/22/2022 as a Minor League Free Agent
Born: Perth, Western Australia • Resides: Columbia, MO

- 2021: Did not play, missing the entire year after undergoing Tommy John surgery ... tore his UCL while playing catch in February 2021.
- 2017-2019: Drafted by Pittsburgh in the 21st Round in 2017 and spent three seasons in the Pirates organization, slashing .274/.361/.417 (174-for-636) across 189 games, reaching as high as Double-A Altoona in 2019 ... named a Florida State League Mid-season All-Star in 2019.
- 2017-2021: Played four seasons with his hometown Perth Heat in the Australian Baseball League ... named 2019 ABL Rookie of the Year.
- 2018: Named the Idaho Falls Chukars Player of the Year ... also an MiLB.com Organization All-Star and Pioneer League All-Star.

HIT STREAK:

REACHED BASE STREAK: 5 Games (4/8 to 4/15) .176 (3-for-17), 5 BB

H 4 5/3/19 vs. Lakeland
R 3 (2x) Last: 4/9/22 @ Springfield
HR 1 (15x) Last: 8/3/19 @ Reading
RBI 4 (2x) Last: 5/16/19 vs. Fort Myers
BB 3 (2x) Last: 6/7/19 vs. Harrisburg
SB 2 6/3/19 @ Daytona



19 NATE EATON

INF/OF • R/R • 5'11" • 185 • 12/22/1996 (25)
2018 MLB Draft — Round 21 (Virginia Military Institute)
Born/Resides: Chester, Virginia

- Ranked as the No. 35 prospect in the Royals' minor league system, according to *Baseball America*.
- 2021: Spent most of the season with Quad Cities (A+), playing 70 games for the River Bandits ... combined with five games of rehab in the Arizona Complex League, hit .243/.350/.368 (66-for-272) with six homers, 39 runs batted in ... named to the Surprise Saguaros of the Arizona Fall League after the MiLB season ended and slashed .317/.352/.463 (26-for-82) across 20 games, named a Rising Star in the Fall League.
- 2018: Named the Idaho Falls Chukars Player of the Year ... also an MiLB.com Organization All-Star and Pioneer League All-Star.

HIT STREAK:

REACHED BASE STREAK: 7 Games (4/8 to 4/16) .269 (7-for-26), 4 BB

H 4 (5x) Last: 6/20/19 vs. Greenville
R 3 (13x) Last: 8/3/21 @ Cedar Rapids
HR 1 (16x) Last: 9/3/21 @ Cedar Rapids
RBI 4 (4x) Last: 9/3/21 @ Cedar Rapids
BB 4 7/29/18 @ Ogden
SB 3 5/14/21 vs. Cedar Rapids



25 SEULY MATIAS


OUTFIELDER • R/R • 6'3" • 225 • 9/4/1998 (23)
Signed 7/22/2022 as an International Free Agent
Born/Resides: La Isabela, Dominican Republic

- Ranked as the No. 31 prospect in the Royals' minor league system, according to *Baseball America* ... also listed as having the "Best Outfield" among Royals' prospects in *Baseball America's* Best Tools surveys for five straight years, 2018 to 2022.
- 2021: Split the season between Quad Cities (A+) and Northwest Arkansas (AA), with a rehab appearance for the ACL Royals Gold, playing in 64 total games with a .213/.309/.511 (50-for-235) slash line ... after the MiLB season, assigned to the Surprise Saguaros of the Arizona Fall League and slashed .188/.287/.425 (15-for-80) but tied for the team lead both with six home runs and 20 runs batted in.

HIT STREAK: 2 Games (4/13 to 4/15) .286 (2-for-7)

REACHED BASE STREAK: 6 Games (4/8 to 4/15) .375 (9-for-24), 1 BB

H 3 (2x) Last: 9/18/21 vs. Springfield
HR 2 (8x) Last: 9/18/21 vs. Springfield
RBI 5 7/23/17 vs. Bristol
BB 2 (14x) Last: 7/14/21 @ Beloit
SB 1 (17x) Last: 8/28/21 vs. Springfield



26 MICHAEL MASSEY

INFIELDER • L/R • 6'0" • 190 • 3/22/1998 (24)
2019 MLB Draft — Round 4 (University of Illinois)
Born: Palos Park, Illinois • Resides: Champaign, Illinois

- Ranked as the No. 15 prospect in the Royals' minor league system, according to *Baseball America* ... the No. 24 prospect in the Royals' organization according to MLB Pipeline.
- 2021: Spent the entire season with Quad Cities (A+) and slashed .289/.351/.531 (112-for-388) in 99 games ... won the Minor League Gold Glove at second base, with a .989 fielding percentage in 284 total chances, which led ALL MiLB second basemen ... also named an MiLB.com organization All-Star and High-A Central Postseason All-Star ... reached base in 80 of 90 games played for the River Bandits.

HIT STREAK:

REACHED BASE STREAK: 7 Games (4/8 to 4/16) .267 (8-for-30), 3 BB

H 4 7/29/21 vs. South Bend
R 3 (2x) Last: 8/28/21 vs. Wisconsin
HR 2 8/19/21 @ South Bend
RBI 5 (2x) Last: 8/19/21 @ South Bend
BB 2 (6x) Last: 8/31/21 @ Cedar Rapids
SB 1 (12x) Last: 8/21/21 @ South Bend



44 GAVIN STUPIENSKI

INFIELDER • L/R • 6'1" • 220 • 3/12/1994 (28)
Signed 5/5/2021 as a Minor League Free Agent
Born: Princeton, N.J. • Resides: Wilmington, N.C.

- 2021: Took one at-bat for the Naturals on 5/21 in Springfield and played two innings in left field, before being assigned to Quad Cities (A+) on 5/25 ... played in 38 games for the River Bandits, making 24 starts at first and slashing .264/.376/.482 (29-for-110) ... after hitting a solo home run in the fourth inning on 9/9 vs. Peoria, pitched the 11th inning and took the loss in an 8-5 defeat.
- 2018-2020: Played 104 games of Indy Ball for four teams across four different leagues, slashed a collective .273/.368/.349 (76-for-278).
- 2016-2017: Drafted in the

HIT STREAK:

REACHED BASE STREAK:

H 4 7/29/21 vs. South Bend
R 3 (2x) Last: 8/28/21 vs. Wisconsin
HR 2 8/19/21 @ South Bend
RBI 4 9/8/21 vs. Peoria
BB 2 (5x) Last: 9/8/21 vs. Peoria
SB 1 (2x) Last: 8/20/16 @ AZL Cubs



So Nice, They Did It Twice (Or More)	Multi-Hit Games					Multi-Run Games					Multi-RBI Games					Multi-BB Games					Multi-K Games					Multi-SB Games					
	2	3	4	5+	T	2	3	4	5+	T	2	3	4	5+	T	2	3	4	5+	T	2	3	4	5+	T	2	3	4	5+	T	
12 Bradley, Tucker	1	-	-	-	1	1	-	-	-	1	-	-	-	-	-	-	-	-	-	-	-	-	-	-	-	-	-	-	-	-	-
2 Cropley, Tyler	-	-	-	-	-	-	-	-	-	-	-	-	-	-	-	-	-	-	-	-	-	-	-	-	-	-	-	-	-	-	-
19 Eaton, Nate	2	-	-	-	2	-	-	-	-	-	-	-	-	-	-	1	-	-	-	-	1	-	-	-	-	-	-	-	-	-	-
7 Garcia, Maikel	3	-	-	-	3	-	-	1	-	1	-	-	-	-	-	3	1	-	-	4	-	-	-	-	-	-	-	-	-	-	-
16 Glendinning, Robbie	-	-	-	-	-	-	1	-	-	1	-	1	-	-	1	2	-	-	-	2	1	2	-	-	3	-	-	-	-	-	-
4 Grotjohn, Ryan	-	-	-	-	-	-	-	-	-	-	-	-	-	-	-	-	-	-	-	-	1	1	-	-	2	-	-	-	-	-	-
13 Loftin, Nick	1	1	-	-	2	1	2	-	-	3	-	-	-	-	-	-	-	-	-	-	-	-	-	-	-	1	-	-	-	1	-
26 Massey, Michael	1	1	-	-	2	-	-	-	-	-	-	-	-	-	-	-	-	-	-	-	1	1	-	-	2	-	-	-	-	-	-
25 Matias, Seuly	2	1	-	-	3	-	-	-	-	-	1	1	-	-	2	-	-	-	-	-	2	-	-	-	2	-	-	-	-	-	-
9 Means, Jake	1	-	-	-	1	1	-	-	-	1	1	1	-	-	2	-	-	-	-	-	2	1	-	-	3	-	-	-	-	-	-
11 Porter, Logan	2	-	-	-	2	-	-	-	-	-	-	-	-	-	-	-	1	-	-	1	2	-	-	-	2	-	-	-	-	-	-
1 Rave, John	1	-	-	-	1	1	-	-	-	1	1	1	-	-	2	-	1	-	-	1	4	-	-	-	4	-	-	-	-	-	-
3 Rivero, Sebastian	-	-	-	-	-	-	-	-	-	-	-	-	-	-	-	2	-	-	-	2	1	-	-	-	1	-	-	-	-	-	-
44 Stupiensi, Gavin	-	-	-	-	-	-	-	-	-	-	-	-	-	-	-	-	-	-	-	-	-	-	-	-	-	-	-	-	-	-	-
	14	3	0	0	17	4	3	1	0	8	3	4	0	0	7	8	3	0	0	11	14	5	0	0	19	1	0	0	0		

		HITTING STREAKS										ON-BASE STREAKS													
PLAYER	CURRENT	LONGEST	DATES/RESULTS								CURRENT	LONGEST	DATES/RESULTS												
			START	END	AVG	2B	3B	HR	RBI	OPS			START	END	AVG	2B	HR	BB	HBP	OBP					
12 Bradley, Tucker	5	5	4/10	4/16	.333	(6-18)	1	1	0	0	.868	5	5	4/10	4/16	.333	(6-18)	1	0	1	0	1	0	.368	
2 Cropley, Tyler	-	-	-	-		(-)						-	-	-	-		(-)								
19 Eaton, Nate	-	3	4/12	4/15	.250	(3-12)	0	1	0	2	.667	7	7	4/8	4/16	.269	(7-26)	0	0	4	0	0	0	.355	
7 Garcia, Maikel	3	4	4/8	4/12	.400	(6-15)	2	0	0	1	1.124	8	8	4/8	4/16	.370	(10-27)	2	0	10	0	0	0	.541	
16 Glendinning, Robbie	-	3	4/9	4/14	.273	(3-11)	0	1	0	3	.840	5	5	4/8	4/15	.176	(3-17)	0	0	5	0	0	0	.364	
4 Grotjohn, Ryan	-	-	-	-		(-)						-	-	-	-		(-)								
13 Loftin, Nick	-	4	4/8	4/13	.350	(7-20)	0	0	0	3	.714	-	5	4/8	4/14	.304	(7-23)	0	0	1	1	1	1	.346	
26 Massey, Michael	-	3	4/12	4/15	.333	(4-12)	2	0	0	2	.885	7	7	4/8	4/16	.267	(8-30)	3	0	3	0	0	0	.324	
25 Matias, Seuly	2	3	4/8	4/10	.500	(7-14)	1	0	0	5	1.071	6	6	4/8	4/15	.375	(9-24)	2	0	1	0	0	0	.385	
9 Means, Jake	-	3	4/8	4/12	.363	(4-11)	1	0	1	6	1.189	-	3	4/8	4/12	.374	(4-11)	0	1	2	0	0	0	.556	
11 Porter, Logan	-	-	-	-		(-)						-	2	4/9	4/13	.400	(2-5)	1	0	4	0	0	0	.667	
1 Rave, John	-	2 (2x)	4/12	4/13	.286	(2-7)	0	0	0	0	.661	-	2 (2x)	4/12	4/13	.286	(2-7)	0	0	1	0	0	0	.375	
3 Rivero, Sebastian	-	2 (2x)	4/13	4/14	.333	(2-6)	1	0	0	1	1.000	3	3	4/13	4/16	.00	(2-10)	1	0	2	1	0	0	.385	
44 Stupiensi, Gavin	-	-	-	-		(-)						-	-	-	-		(-)								

BOLD indicates longest streak in 2022 among active players

Italics indicates longest personal streak is active

PITCHES/PLATE APPEARANCE & PLATE APPEARANCE DEPTH									NATURALS 10-PITCH AT-BAT LOG						
PLAYER	AVG. P/PA	TOTAL PA	TOTAL P	LONGEST PA (#)	DATE	INN.	PITCHER	RESULT	DATE	INNING	PITCHES	PITCHER	BATTER	RESULT	
12	Bradley, Tucker	3.95	20	79	7	April 16	▼ 10	Steven Klimek (WCH)	Strikeout Swinging	4/10	▲ 7	10	Sean Kealey (SPR)	Michael Massey	Walk
2	Cropley, Tyler	4.14	7	29	6	April 15	▼ 5	Simeon Woods Richardson (WCH)	Groundout (5-3)	4/16	▼ 7	12	Steven Cruz (WCH)	John Rave	Walk
19	Eaton, Nate	3.87	31	120	7	April 16	▼ 8	Argenis Angulo (WCH)	Strikeout Swinging						
7	Garcia, Maikel	4.49	37	166	8 (2x)	April 13	▼ 6	Ben Gross (WCH)	Walk						
16	Glendinning, Robbie	4.82	22	106	8	April 9	▲ 2	Dalton Roach (SPR)	Strikeout Looking						
4	Grotjohn, Ryan	4.30	10	43	9	April 10	▲ 6	Michael Brettell (SPR)	Walk						
13	Loftin, Nick	3.39	36	122	7 (2x)	April 16	▼ 3	Chris Vallimont (WCH)	Walk						
26	Massey, Michael	4.29	34	146	10	April 10	▲ 7	Sean Kealey (SPR)	Walk						
25	Matias, Seuly	3.31	26	86	6 (2x)	April 12	▼ 4	Steven Cruz (WCH)	Flyout (F8)						
9	Means, Jake	4.15	26	108	8	April 8	▲ 7	Michael Brettell (SPR)	RBI Walk						
11	Porter, Logan	4.61	18	83	9	April 9	▲ 4	Dalton Roach (SPR)	Walk						
1	Rave, John	4.61	33	152	8	April 16	▼ 7	Steven Cruz (WCH)	Walk						
3	Rivero, Sebastian	4.30	27	116	8 (2x)	April 14	▼ 7	Zach Featherstone (WCH)	Walk						
44	Stupiensi, Gavin														
		4.15	327	1,356											

PINCH HITTING LOG				
DATE	INNING	PINCH HITTER	HITTING FOR	RESULT
4/15/2022 vs. Wichita	▼ 9	John Rave	Tyler Cropley	Groundout (3-1)
4/16/2022 vs. Wichita	▼ 8	Maikel Garcia	Ryan Grotjohn	Lineout (L7)

Naturals Pinch Hitters: 0-for-2

AUTOMATIC STRIKES CALLED ON NATURALS HITTERS (1)					
DATE	INNING	UMPIRE	HITTER	COUNT AT CALL	BATTER RESULT (COUNT)
4/15/2022 vs. Wichita	▼ 1	Isaias Barba	Maikel Garcia	0-0	Strikeout (2-2)



12

LONG BALL LOG

[illegible]

HOME RUN BREAKDOWN

[illegible]

INNING DISTRIBUTION

1st Inning	2nd Inning	3rd Inning	4th Inning	5th Inning	6th Inning	7th Inning	8th Inning	9th Inning	10th Inning	11th Inning
0	1	0	0	0	0	0	0	0	0	0

BACK-TO-BACK HOMERS (0)		2-HOMER GAMES (0)		3-HOMER GAMES (0)		GRAND SLAMS (0)	
PLAYERS	DATE/OPPONENT (INN.)	PLAYER (CAREER NO.)	DATE/OPPONENT	PLAYER (CAREER NO.)	DATE/OPPONENT	PLAYER (CAREER NO.)	DATE/OPPONENT (INN.)

LEADOFF HOMERS (0)		INSIDE-THE PARK HOMERS (0)		PINCH-HIT HOMERS (0)		WALK-OFF HOMERS (0)	
PLAYER (CAREER NO.)	DATE/OPPONENT	PLAYER (CAREER NO.)	DATE/OPPONENT (INN.)	PLAYER (CAREER NO.)	DATE/OPPONENT (INN.)	PLAYER (CAREER NO.)	DATE/OPPONENT

HOME RUN SITUATION	# OF	DATE OF LAST	BATTER ('21 HR #)	PITCHER	COUNT	OUTS	INNING	SCORE @ HR	FINAL
GO-AHEAD HOME RUN	0								
GAME-TYING HOME RUN	0								



AFTER-INNING RECORDS

	LEADING	TRAILING	TIED
AFTER 1 INNING	3-1	0-4	0-0
AFTER 2 INNINGS	1-1	0-4	2-0
AFTER 3 INNINGS	1-1	1-4	1-0
AFTER 4 INNINGS	1-1	1-4	1-0
AFTER 5 INNINGS	2-1	1-4	0-0
AFTER 6 INNINGS	2-1	1-4	0-0
AFTER 7 INNINGS	2-1	0-4	1-0
AFTER 8 INNINGS	3-0	0-4	0-1

NATURALS BIG INNINGS

DATE	INNING	RUNS
1. 4/12 vs. Wichita	1st Inning	8
2. 4/9 @ Springfield	8th Inning	5
3. 4/13 vs. Wichita	7th Inning	4
4/8 @ Springfield	7th Inning	4
5.		
6.		
7.		
8.		
9.		
10.		

SCORE BY INNINGS

	1	2	3	4	5	6	7	8	9	10+	TOTAL
Naturals	12	3	5	2	5	2	10	7	4	1	51
Opponents	7	11	11	4	9	10	3	3	0	2	60
Difference	5	-8	-6	-2	-4	-8	7	4	4	-1	-9

vs. WICHITA	1	2	3	4	5	6	7	8	9	10+	TOTAL
Naturals	10	1	3	1	2	1	5	0	0	1	24
Wind Surge	2	3	4	3	5	4	3	2	0	2	28
vs. Wichita Difference	8	-2	-1	-2	-3	-3	2	-2	0	-1	-4

MULTI-RUN INNINGS	2	3	4	5	6	7	8	9	10+	TOTAL
Naturals	6	1	2	1	-	-	1	-	-	11
Opponents	9	6	2	-	1	-	-	-	-	18

RECORD BY RUNS SCORED/ALLOWED

RUNS	0	1	2	3	4	5	6	7	8	9	10	11+
SCORED	0-0	0-1	0-1	0-0	0-0	0-2	0-0	0-0	2-0	0-0	0-0	1-1
ALLOWED	0-0	0-0	0-0	0-0	0-1	1-0	1-1	0-1	1-0	0-0	0-1	0-1

RECORD BY MARGIN OF VICTORY/DEFEAT

1 Run	2 Runs	3 Runs	4 Runs	5 Runs	6 Runs	7 Runs	8 Runs	9 Runs	10+ Runs
0-1	1-1	2-1	0-0	0-1	0-1	0-0	0-0	0-0	0-0

2022 WALK-OFF TRACKER

GAME #	DATE	OPPONENT	FINAL (INN.)	PLAYER	WINNING RUN	PITCHER	HOW	OUTS	COUNT
--------	------	----------	--------------	--------	-------------	---------	-----	------	-------

Bold Indicates Naturals Walk-off

2022 NATURALS EJECTIONS

DATE	INNING	WHO	WHY	UMPIRE
------	--------	-----	-----	--------

2022 NATURALS MONTH BY MONTH

HITTING

MONTH	AVG	G	AB	R	H	TB	2B	3B	HR	RBI	SB	CS	SO	BB	IBB	HBP	SAC	SF	GIDP	OBP	SLG	OPS
APRIL	.255	8	274	51	70	92	13	3	1	43	9	2	71	43	1	3	1	6	7	.356	.336	.692
MAY																						
JUNE																						
JULY																						
AUGUST																						
SEPTEMBER																						
TOTAL	.255	8	274	51	70	92	13	3	1	43	9	2	71	43	1	3	1	6	7	.356	.336	.692

PITCHING

MONTH	ERA	W	L	G	SHO	SV	IP	H	R	ER	BB	SO	2B	3B	HR	WP	HBP	BK	GIDP	TBF	AVG	WHIP
APRIL	7.10	3	5	8	0	1	71.0	78	60	56	45	61	14	2	10	8	6	0	6	338	.273	1.73
MAY																						
JUNE																						
JULY																						
AUGUST																						
SEPTEMBER																						
TOTAL	7.10	3	5	8	0	1	71.0	78	60	56	45	61	14	2	10	8	6	0	6	338	.273	1.73



HOME/AWAY

Home Games.....	2-3
Away Games.....	1-2

MONTH

April.....	3-5
May.....	
June.....	
July.....	
August.....	
September.....	

OPPONENT

vs. Amarillo.....	
vs. Arkansas.....	
vs. Corpus Christi.....	
vs. Frisco.....	
vs. Midland.....	
vs. San Antonio.....	
vs. Springfield.....	1-2
vs. Tulsa.....	
vs. Wichita.....	2-3

DAY OF THE WEEK

on Monday.....	
on Tuesday.....	1-0
on Wednesday.....	1-0
on Thursday.....	0-1
on Friday.....	1-1
on Saturday.....	0-2
on Sunday.....	0-1

PITCHING

vs. Left-Handed Starter.....	
vs. Right-Handed Starter.....	3-5
WITH Left-Handed Starter.....	2-5
WITH Right-Handed Starter.....	1-0

SCORING

1-Run Games.....	0-1
2-Run Games.....	1-1
3-4-Run Games.....	2-1
5+-Run Games.....	0-2
Extra Innings.....	0-1
Shutouts.....	
Doubleheaders.....	
Scoring 0-2 Runs.....	0-2
3-5 Runs.....	0-2
6-9 Runs.....	2-0
10+ Runs.....	1-1
Opponent 0-2 Runs.....	
3-5 Runs.....	1-1
6-9 Runs.....	2-2
10+ Runs.....	0-2

Scored in 1st Inning.....	3-1
Opponent scored in 1st.....	0-4
Scores first.....	3-1
Opponent scores first.....	0-4

HITTING

Naturals 0-5 hits.....	0-2
6-9 hits.....	1-2
10+ hits.....	2-1
Opponent 0-5 hits.....	
6-9 hits.....	3-2
10+ hits.....	0-3
Hit 0 home runs.....	3-4
1 home run.....	0-1
2 home runs.....	
3+ home runs.....	
Opponent hit 0 home runs.....	1-1
1 home run.....	0-3
2 home runs.....	2-0
3+ home runs.....	0-1
Out-hit opponent.....	3-1
Out-hit by opponent.....	0-4
Hits are tied.....	
Leave 0-5 runners on base.....	
6-9 on base.....	2-3
10+ on base.....	1-2

FIELDING

Made 0 errors.....	3-2
1 error.....	
2+ errors.....	0-3
Opponent made 0 errors.....	0-2
1 error.....	0-1
2+ errors.....	3-2

TEAM HIGHS

LONGEST WIN STREAK.....	2 Games.....	April 12-13
LONGEST LOSING STREAK.....	3 Games.....	April 14-16
LONGEST HOME WINNING STREAK.....	2 Games.....	April 12-13
LONGEST HOME LOSING STREAK.....	3 Games.....	April 14-16
LONGEST ROAD WINNING STREAK.....		
LONGEST ROAD LOSING STREAK.....	2 Games.....	April 9-10
LARGEST MARGIN OF VICTORY.....	3 Runs (2x).....	Last: April 13 vs. Wichita, 8-5 W
LARGEST MARGIN OF DEFEAT.....	6 Runs.....	April 14 vs. Wichita, 7-1 L
LONGEST GAME, INNINGS.....	10.....	April 16 vs. Wichita, 6-5
LONGEST GAME, TIME.....	3:55.....	April 8 @ Springfield, 11-8 W
LONGEST 9-INNING GAME, TIME.....	3:55.....	April 8 @ Springfield, 11-8 W
SHORTEST 9-INNING GAME, TIME.....	2:24.....	April 15 vs. Wichita, 4-2 L
SHORTEST GAME, TIME.....	2:24.....	April 15 vs. Wichita, 4-2 L
LARGEST COMEBACK WIN.....	4 Runs.....	Most recently: After the 6th inning, April 8 @ Springfield, 11-8 W
LARGEST MARGIN OF LEAD SURRENDERED.....	4 Runs.....	After the 4th inning, April 16 vs. Wichita, 6-5 L (10)
MOST ERRORS, TEAM.....	2 (3x).....	Last: April 16 vs. Wichita, 6-5 L (10)
MOST ERRORS, PLAYER.....	1 (4x).....	Last: Grotjohn & Means, April 10 @ Springfield, 10-5 L
LARGEST CROWD, HOME.....	4,404.....	April 15 vs. Wichita, 4-2 L
SMALLEST CROWD, HOME.....	2,590.....	April 13 vs. Wichita, 8-5 W
WARMEST FIRST PITCH.....	79°.....	April 10 @ Springfield, 10-5 L
COLDEST FIRST PITCH.....	42°.....	April 8 @ Springfield, 11-8 W

OFFENSIVE HIGHS

MOST RUNS SCORED, GAME.....	11 (2x).....	Last: April 9 @ Springfield, 14-11 L
MOST RUNS SCORED, INNING.....	8.....	1st inning, April 12 vs. Wichita, 8-6 W
FEWEST HITS, GAME.....	5 (2x).....	April 15 vs. Wichita, 4-2 L
MOST HITS, GAME.....	15.....	April 9 @ Springfield, 14-11 L
MOST DOUBLES, GAME.....	3.....	April 13 vs. Wichita, 8-5 W
MOST TRIPLES, GAME.....	1 (4x).....	Last: April 15 vs. Wichita, 4-2 L
MOST HOME RUNS, GAME.....	1.....	April 10 @ Springfield, 10-5 L
MOST RBI, GAME.....	9 (2x).....	Last: April 9 @ Springfield, 14-11 L
MOST RUNNERS LOB, GAME.....	10 (2x).....	Last: April 9 @ Springfield, 14-11 L
MOST TOTAL BASES, GAME.....	17 (2x).....	Last: April 13 vs. Wichita, 8-5 W
MOST WALKS, GAME.....	9.....	April 16 vs. Wichita, 6-5 L (10)
MOST STRIKEOUTS, GAME.....	15.....	April 14 vs. Wichita, 7-1 L
FEWEST STRIKEOUTS, GAME.....	5.....	April 15 vs. Wichita, 4-2 L
MOST STOLEN BASES, GAME.....	3 (2x).....	Last: April 12 vs. Wichita, 8-6 W
MOST HIT BY PITCHES.....	1 (3x).....	Last: April 16 vs. Wichita, 6-5 L (10)

INDIVIDUAL OFFENSIVE HIGHS

MOST RUNS, GAME.....	4, Maikel Garcia ^.....	April 8 @ Springfield, 11-8 W
MOST HITS, GAME.....	3 (3x).....	Last: Nick Loftin, April 13 vs. Wichita, 8-5 W
MOST DOUBLES, GAME.....	2, Michael Massey.....	April 13 vs. Wichita, 8-5 W
MOST TRIPLES, GAME.....	1 (3x).....	Last: Nate Eaton, April 15 vs. Wichita, 4-2 L
MOST HOME RUNS, GAME.....	1, Jake Means.....	April 10 @ Springfield, 10-5 L
MOST RBI, GAME.....	3 (2x).....	Last: John Rave, April 9 @ Springfield, 14-11 L
MOST WALKS, GAME.....	3 (3x).....	Last: John Rave, April 16 vs. Wichita, 6-5 L (10)
MOST STRIKEOUTS, GAME.....	3 (5x).....	Last: Michael Massey, April 16 vs. Wichita, 6-5 L (10)
MOST STOLEN BASES, GAME.....	2, Nick Loftin.....	April 12 vs. Wichita, 8-6 W
MOST HIT BY PITCHES, GAME.....	1 (3x).....	Last: Sebastian Rivero, April 16 vs. Wichita, 6-5 L (10)

PITCHING HIGHS

MOST RUNS ALLOWED, GAME.....	14.....	April 9 @ Springfield, 14-11 L
MOST RUNS ALLOWED, INNING.....	6.....	3rd inning, April 9 @ Springfield, 14-11 L
FEWEST HITS ALLOWED, GAME.....	6.....	April 12 vs. Wichita, 8-6 W
MOST HITS ALLOWED, GAME.....	16.....	April 16 vs. Wichita, 6-5 L (10)
FEWEST STRIKEOUTS, GAME.....	0 ^.....	April 10 @ Springfield, 10-5 L
MOST STRIKEOUTS, GAME.....	15.....	April 13 vs. Wichita, 8-5 W
FEWEST WALKS ALLOWED, GAME.....	2.....	April 16 vs. Wichita, 6-5 L (10)
MOST WALKS ALLOWED, GAME.....	12.....	April 9 @ Springfield, 14-11 L
MOST HOME RUNS ALLOWED, GAME.....	3.....	April 10 @ Springfield, 10-5 L

INDIVIDUAL PITCHING HIGHS

MOST RUNS ALLOWED, GAME.....	8, Zack Phillips.....	April 9 @ Springfield, 14-11 L
MOST EARNED RUNS ALLOWED, GAME.....	8, Zack Phillips.....	April 9 @ Springfield, 14-11 L
FEWEST HITS ALLOWED, GAME (STARTER).....	0, Anthony Veneziano (0.2 IP).....	April 9 @ Springfield, 14-11 L
MOST HITS ALLOWED, GAME.....	6 (2x).....	Last: Anthony Veneziano, April 15 vs. Wichita, 4-2 L
MOST HOME RUNS ALLOWED, GAME.....	2, Angel Zepa.....	April 10 @ Springfield, 10-5 L
MOST STRIKEOUTS.....	9, Alec Marsh.....	April 13 vs. Wichita, 8-5 W
MOST WALKS ALLOWED, GAME.....	5, Anthony Veneziano.....	April 9 @ Springfield, 14-11 L
MOST INNINGS PITCHED, STARTER.....	5.0, Drew Parrish.....	April 14 vs. Wichita, 7-1 L
MOST PITCHES THROWN, STARTER.....	80, Asa Lacy.....	April 12 vs. Wichita, 8-6 W
MOST INNINGS PITCHED, RELIEVER.....	4.0, Zach Haake.....	April 10 @ Springfield, 10-5 L
MOST PITCHES THROWN, RELIEVER.....	65, Dante Biasi.....	April 12 vs. Wichita, 8-6 W

^ Indicates All-Time Naturals Record Tied

* Indicates All-Time Naturals Record Set



16

GAME-BY-GAME STARTERS (BY POSITION)





17

GAME-BY-GAME STARTERS (BY LINEUP)





LF

John Rave, 5 (2-3)
Tucker Bradley, 3 (1-2)

CF

Nick Loftin, 7 (3-4)
John Rave, 1 (0-1)

RF

Seuly Matias, 5 (2-3)
Tucker Bradley, 2 (1-1)
Nate Eaton, 1 (0-1)

SS

Maikel Garcia, 7 (3-4)
Ryan Grotjohn, 1 (0-1)

2B

Michael Massey, 6 (3-3)
Ryan Grotjohn, 2 (0-2)

3B

Nate Eaton, 6 (2-4)
Robbie Glendinning, 1 (1-0)
Jake Means, 1 (0-1)

SP

Drew Parrish, 2 (1-1)
Anthony Veneziano, 2 (0-2)
Angel Zerpa, 2 (0-2)
Asa Lacy, 1 (1-0)
Alec Marsh, 1 (1-0)

1B

Jake Means, 5 (2-3)
Robbie Glendinning, 2 (0-2)
Logan Porter, 1 (1-0)

DH

Logan Porter, 3 (0-3)
Robbie Glendinning, 2 (1-1)
Seuly Matias, 1 (1-0)
John Rave, 1 (1-0)
Michael Massey, 1 (0-1)

C

Sebastian Rivero, 6 (3-3)
Tyler Cropley, 2 (0-2)

1

Maikel Garcia, 7 (3-4)
Nick Loftin, 1 (0-1)

2

Nick Loftin, 6 (3-3)
John Rave, 2 (0-2)

3

Michael Massey, 7 (3-4)
John Rave, 1 (0-1)

4

Seuly Matias, 6 (3-3)
Nate Eaton, 1 (0-1)
Jake Means, 1 (0-1)

5

Sebastian Rivero, 6 (3-3)
Nate Eaton, 2 (0-2)

6

John Rave, 2 (2-0)
Robbie Glendinning, 2 (1-1)
Nate Eaton, 2 (0-2)
Ryan Grotjohn, 1 (0-1)
Jake Means, 1 (0-1)

7

Nate Eaton, 3 (2-1)
Robbie Glendinning, 3 (1-2)
Ryan Grotjohn, 1 (0-1)
Jake Means, 1 (0-1)

8

Logan Porter, 4 (1-3)
Jake Means, 2 (2-0)
Tyler Cropley, 2 (0-2)

9

Tucker Bradley, 5 (2-3)
John Rave, 2 (1-1)
Ryan Grotjohn, 1 (0-1)

PLAYER	GS	POSITION										BATTING ORDER									OUTFIELD ASSISTS		
		C	1B	2B	3B	SS	LF	CF	RF	OF	DH	1ST	2ND	3RD	4TH	5TH	6TH	7TH	8TH	9TH			
Maikel Garcia	7				7							7											
John Rave	7						5	1		6	1		2	1			2			2			
Michael Massey	7			6							1			7									
Nate Eaton	7				6				1	1						2	2	3					
Nick Loftin	7							7		7		1	6										
Seuly Matias	6								5	5	1				6								
Sebastian Rivero	6	6														6							
Jake Means	6		5		1										2		1	1	2				
Robbie Glendinning	5		2		1						2						2	3					
Tucker Bradley	5						3		2	5												5	
Logan Porter	4		1								3									4			
Ryan Grotjohn	3			2		1											1	1		1			
Tyler Cropley	2	2																		2			

CATCHER PITCHING STATS																						
CATCHERS	W	L	ERA	GS	SV	IP	H	R	ER	HR	HB	BB	IBB	SO	WHIP	AVG	WP	GDP	TBF	SB	CS	ATT
Sebastian Rivero	3	3	7.00	6	2	54.0	57	46	42	6	5	36	0	57	1.72	.264	6	5	258	6	0	6
Tyler Cropley	0	2	7.41	2	0	17.0	21	14	14	4	1	9	0	4	1.76	.263	2	1	80	8	0	8



GM #	APRIL	OPPONENT	SCORE	RECORD	Pos./G+/-	WIN	LOSS	SAVE	TEMP.	1ST PITCH	TIME	ATT.	HOME ATT.	NATURALS				OPPONENT			
														R	H	E	LO	R	H	E	LO
1	4/8	at Springfield	W, 11-8	1 - 0	T-1st/+1.0	Á. Sotillet (1-0)	G. Black (0-1)	-	42°	6:41 PM	3:55	3,682		11	12	0	10	8	8	4	10
2	4/9	at Springfield	L, 14-11	1 - 1	T-2nd/-1.0	J. Quezada (1-0)	A. Veneziano (0-1)	F. Pacheco (1)	63°	5:37 PM	3:47	3,037		11	15	2	10	14	13	2	10
3	4/10	at Springfield	L, 10-5	1 - 2	T-3rd/-2.0	M. Brettell (1-0)	A. Zerpa (0-1)	-	79°	1:38 PM	2:43	2,760		5	7	2	6	10	12	1	6
4	4/12	WICHITA	W, 8-6	2 - 2	T-3rd/-1.0	D. Biasi (1-0)	B. Lawson (0-1)	Á. Sotillet (1)	72°	7:04 PM	3:04	4,032	4,032	8	8	0	6	6	6	2	9
5	4/13	WICHITA	W, 8-5	3 - 2	2nd/-1.0	C. Cosby (1-0)	A. Scherff (0-1)	-	53°	7:05 PM	2:48	2,590	6,622	8	12	0	7	5	7	2	4
6	4/14	WICHITA	L, 7-1	3 - 3	3rd/-1.0	L. Varland (1-0)	D. Parrish (0-1)	-	64°	7:04 PM	3:03	2,655	9,277	1	5	0	7	7	7	0	7
7	4/15	WICHITA	L, 4-2	3 - 4	3rd/-2.0	S. Woods Richardson (1-0)	A. Veneziano (0-2)	A. Schulfer (1)	73°	7:05 PM	2:25	4,404	13,681	2	5	0	6	4	9	1	9
8	4/16	WICHITA	L, 6-5 (10)	3 - 5	T-4th/-2.5	A. Angulo (1-0)	Z. Willeman (0-1)	S. Klimek (1)	55°	6:05 PM	3:25	3,003	16,684	5	6	2	12	6	16	4	11
9	4/17	WICHITA																			
10	4/19	at Frisco																			
11	4/20	at Frisco																			
12	4/21	at Frisco																			
13	4/22	at Frisco																			
14	4/23	at Frisco																			
15	4/24	at Frisco																			
16	4/26	AMARILLO																			
17	4/27	AMARILLO																			
18	4/28	AMARILLO																			
19	4/29	AMARILLO																			
20	4/30	AMARILLO																			

APRIL Hitting Results: TBD // APRIL Pitching Results: TBD

GM #	MAY	OPPONENT	SCORE	RECORD	Pos./G+/-	WIN	LOSS	SAVE	TEMP.	1ST PITCH	TIME	ATT.	HOME ATT.	NATURALS				OPPONENT			
														R	H	E	LO	R	H	E	LO
21	5/1	AMARILLO																			
22	5/3	at Springfield																			
23	5/4	at Springfield																			
24	5/5	at Springfield																			
25	5/6	at Springfield																			
26	5/7	at Springfield																			
27	5/8	at Springfield																			
28	5/10	WICHITA																			
29	5/11	WICHITA																			
30	5/12	WICHITA																			
31	5/13	WICHITA																			
32	5/14	WICHITA																			
33	5/15	WICHITA																			
34	5/17	at Arkansas																			
35	5/18	at Arkansas																			
36	5/19	at Arkansas																			
37	5/20	at Arkansas																			
38	5/21	at Arkansas																			
39	5/22	at Arkansas																			
40	5/24	at Midland																			
41	5/25	at Midland																			
42	5/26	at Midland																			
43	5/27	at Midland																			
44	5/28	at Midland																			
45	5/29	at Midland																			
46	5/31	CORPUS CHRISTI																			

MAY Hitting Results: TBD // MAY Pitching Results: TBD

GM #	JUNE	OPPONENT	SCORE	RECORD	Pos./G+/-	WIN	LOSS	SAVE	TEMP.	1ST PITCH	TIME	ATT.	HOME ATT.	NATURALS				OPPONENT			
														R	H	E	LO	R	H	E	LO
47	6/1	CORPUS CHRISTI																			
48	6/2	CORPUS CHRISTI																			
49	6/3	CORPUS CHRISTI																			
50	6/4	CORPUS CHRISTI																			
51	6/5	CORPUS CHRISTI																			
52	6/7	at Tulsa																			
53	6/8	at Tulsa																			
54	6/9	at Tulsa																			
55	6/10	at Tulsa																			
56	6/11	at Tulsa																			
57	6/12	at Tulsa																			
58	6/14	ARKANSAS																			
59	6/15	ARKANSAS																			
60	6/16	ARKANSAS																			
61	6/17	ARKANSAS																			
62	6/18	ARKANSAS																			
63	6/19	ARKANSAS																			
64	6/21	SPRINGFIELD																			
65	6/22	SPRINGFIELD																			
66	6/23	SPRINGFIELD																			
67	6/24	SPRINGFIELD																			
68	6/25	SPRINGFIELD																			
69	6/26	SPRINGFIELD																			

1ST HALF Hitting Results: TBD // 1ST HALF Pitching Results: TBD



GM #	JUNE	OPPONENT	SCORE	RECORD	Pos./G+/-	WIN	LOSS	SAVE	TEMP.	1ST PITCH	TIME	ATT.	HOME ATT.	NATURALS				OPPONENT			
														R	H	E	LO	R	H	E	LO
70	6/28	at Amarillo																			
71	6/29	at Amarillo																			
72	6/30	at Amarillo																			

JUNE Hitting Results: TBD // JUNE Pitching Results: TBD

GM #	JULY	OPPONENT	SCORE	RECORD	Pos./G+/-	WIN	LOSS	SAVE	TEMP.	1ST PITCH	TIME	ATT.	HOME ATT.	NATURALS				OPPONENT			
														R	H	E	LO	R	H	E	LO
73	7/1	at Amarillo																			
74	7/2	at Amarillo																			
75	7/3	at Amarillo																			
76	7/4	TULSA																			
77	7/6	TULSA																			
78	7/7	TULSA																			
79	7/8	TULSA																			
80	7/9	TULSA																			
81	7/10	TULSA																			
82	7/12	at Corpus Christi																			
83	7/13	at Corpus Christi																			
84	7/14	at Corpus Christi																			
85	7/15	at Corpus Christi																			
86	7/16	at Corpus Christi																			
87	7/17	at Corpus Christi																			
88	7/22	SPRINGFIELD																			
89	7/23	SPRINGFIELD																			
90	7/24	SPRINGFIELD																			
91	7/26	at Wichita																			
92	7/27	at Wichita																			
93	7/28	at Wichita																			
94	7/29	at Wichita																			
95	7/30	at Wichita																			
96	7/31	at Wichita																			

JULY Hitting Results: TBD // JULY Pitching Results: TBD

GM #	AUGUST	OPPONENT	SCORE	RECORD	Pos./G+/-	WIN	LOSS	SAVE	TEMP.	1ST PITCH	TIME	ATT.	HOME ATT.	NATURALS				OPPONENT			
														R	H	E	LO	R	H	E	LO
97	8/2	TULSA																			
98	8/3	TULSA																			
99	8/4	TULSA																			
100	8/5	TULSA																			
101	8/6	TULSA																			
102	8/7	TULSA																			
103	8/9	at Arkansas																			
104	8/10	at Arkansas																			
105	8/11	at Arkansas																			
106	8/12	at Arkansas																			
107	8/13	at Arkansas																			
108	8/14	at Arkansas																			
109	8/16	SAN ANTONIO																			
110	8/17	SAN ANTONIO																			
111	8/18	SAN ANTONIO																			
112	8/19	SAN ANTONIO																			
113	8/20	SAN ANTONIO																			
114	8/21	SAN ANTONIO																			
115	8/23	SPRINGFIELD																			
116	8/24	SPRINGFIELD																			
117	8/25	SPRINGFIELD																			
118	8/26	SPRINGFIELD																			
119	8/27	SPRINGFIELD																			
120	8/28	SPRINGFIELD																			
121	8/30	at Tulsa																			
122	8/31	at Tulsa																			

AUGUST Hitting Results: TBD // AUGUST Pitching Results: TBD

GM #	SEPTEMBER	OPPONENT	SCORE	RECORD	Pos./G+/-	WIN	LOSS	SAVE	TEMP.	1ST PITCH	TIME	ATT.	HOME ATT.	NATURALS				OPPONENT			
														R	H	E	LO	R	H	E	LO
123	9/1	at Tulsa																			
124	9/2	at Tulsa																			
125	9/3	at Tulsa																			
126	9/4	at Tulsa																			
127	9/6	at Wichita																			
128	9/7	at Wichita																			
129	9/8	at Wichita																			
130	9/9	at Wichita																			
131	9/10	at Wichita																			
132	9/11	at Wichita																			
133	9/13	FRISCO																			
134	9/14	FRISCO																			
135	9/15	FRISCO																			
136	9/16	FRISCO																			
137	9/17	FRISCO																			
138	9/18	FRISCO																			

SEPTEMBER Hitting Results: TBD // SEPTEMBER Pitching Results: TBD
2ND HALF Hitting Results: TBD // 2ND HALF Pitching Results: TBD

[illegible]

DATE	OPPONENT	RESULT	AB	R	H	RBI	2B	3B	HR	TB	BB	SO	IBB	SB	CS	HBP	SAC	SF	GIDP	LOB	AVG (SEASON)
4/8	at Springfield	W, 11-8	40	11	12	9	2	0	0	14	8	8	0	3	0	0	0	0	2	10	.300
4/9	at Springfield	L, 14-11	39	11	15	9	2	0	0	17	7	8	0	0	1	0	0	2	1	10	.342
4/10	at Springfield	L, 10-5	30	5	7	5	2	0	1	12	5	8	0	0	0	1	0	2	3	6	.312
4/12	WICHITA	W, 8-6	34	8	8	6	2	1	0	12	4	7	0	3	0	0	0	0	1	6	.294
4/13	WICHITA	W, 8-5	32	8	12	7	3	1	0	17	5	8	0	0	0	0	1	1	0	7	.309
4/14	WICHITA	L, 7-1	32	1	5	1	1	0	0	6	2	15	0	1	0	1	0	0	0	7	.285
4/15	WICHITA	L, 4-2	32	2	5	1	1	1	0	8	3	5	0	0	1	0	0	0	0	6	.268
4/16	WICHITA	L, 6-5 (10)	35	5	6	5	0	0	0	6	9	12	1	2	0	1	0	1	0	12	.255
4/17	WICHITA																				
4/19	at Frisco																				
4/20	at Frisco																				
4/21	at Frisco																				
4/22	at Frisco																				
4/23	at Frisco																				
4/24	at Frisco																				
4/26	AMARILLO																				
4/27	AMARILLO																				
4/28	AMARILLO																				
4/29	AMARILLO																				
4/30	AMARILLO																				
5/1	AMARILLO																				
5/3	at Springfield																				
5/4	at Springfield																				
5/5	at Springfield																				
5/6	at Springfield																				
5/7	at Springfield																				
5/8	at Springfield																				
5/10	WICHITA																				
5/11	WICHITA																				
5/12	WICHITA																				
5/13	WICHITA																				
5/14	WICHITA																				
5/15	WICHITA																				
5/17	at Arkansas																				
5/18	at Arkansas																				
5/19	at Arkansas																				
5/20	at Arkansas																				
5/21	at Arkansas																				
5/22	at Arkansas																				
5/24	at Midland																				
5/25	at Midland																				
5/26	at Midland																				
5/27	at Midland																				
5/28	at Midland																				
5/29	at Midland																				
5/31	CORPUS CHRISTI																				
6/1	CORPUS CHRISTI																				
6/2	CORPUS CHRISTI																				
6/3	CORPUS CHRISTI																				
6/4	CORPUS CHRISTI																				
6/5	CORPUS CHRISTI																				
6/7	at Tulsa																				
6/8	at Tulsa																				
6/9	at Tulsa																				
6/10	at Tulsa																				
6/11	at Tulsa																				
6/12	at Tulsa																				
6/14	ARKANSAS																				
6/15	ARKANSAS																				
6/16	ARKANSAS																				
6/17	ARKANSAS																				
6/18	ARKANSAS																				
6/19	ARKANSAS																				
6/21	SPRINGFIELD																				
6/22	SPRINGFIELD																				
6/23	SPRINGFIELD																				
6/24	SPRINGFIELD																				
6/25	SPRINGFIELD																				
6/26	SPRINGFIELD																				



THE LAST TIME THE NATURALS....

THREW A PERFECT GAME	N/A
THREW A NO-HITTER	Brooks Pounders, 6/27/2013 vs. Midland
THREW A 9-INNING NO-HITTER	Brooks Pounders, 6/27/2013 vs. Midland
THREW A COMBINED NO-HITTER	Greg Holland, Chris Dwyer, Brandon Lafferty & Kendal Volz, 5/10/2012 vs. Springfield
THREW A COMBINED 1-HITTER (9 Innings)	N/A
THREW A COMBINED 1-HITTER (7 Innings)	Jonathan Heasley & Robert Garcia, 5/28/2021 vs. San Antonio (Game 2)
THREW A COMBINED 2-HITTER (9 Innings)	Jonathan Heasley, Derrick Adams & Josh Dye, 7/8/2021 @ Wichita
THREW A COMBINED 2-HITTER (7 Innings)	Nolan Watson, Yefri Del Rosario & Robert Garcia, 8/27/2021 vs. Springfield (Game 1)
GOT NO-HIT (9 INNINGS)	5/17/2016 vs. Arkansas, 6-0
GOT NO-HIT (LESS THAN 9 INNINGS)	N/A
GOT 1-HIT	8/31/2019 vs. Frisco
GOT 2-HIT	9/12/2021 @ Wichita
THREW A COMBINED 9-INNING SHUTOUT	9/8/2021 @ Wichita
THREW BACK-TO-BACK SHUTOUTS	Games 1 and 2, 8/14/2021 vs. Frisco
GOT SHUT OUT (9 INNINGS)	8/18/2021 vs. Tulsa
GOT SHUT OUT IN BACK-TO-BACK GAMES	August 12 & 13, 2019 @ Arkansas
GOT SHUT OUT IN 3 STRAIGHT GAMES	July 10 vs. Frisco, July 11 & 12, 2015 vs. Midland
GOT SHUT OUT (LESS THAN 9 INNINGS)	8/7/2021 @ Arkansas (5 Innings)
WON 11 GAMES IN A ROW	April 26 - May 6, 2015
WON 8 GAMES IN A ROW	June 14 - June 20, 2017
WON 7 GAMES IN A ROW	May 16 - May 22, 2015
WON 6 GAMES IN A ROW	August 2 - August 8, 2018
LOST 10 GAMES IN A ROW	April 6 - April 16, 2014
LOST 9 GAMES IN A ROW	April 8 - April 16, 2019
LOST 8 GAMES IN A ROW	July 2 - July 9, 2012
LOST 7 GAMES IN A ROW	July 12 - July 18, 2018
LOST 6 GAMES IN A ROW	July 15 - July 20, 2017
STRUCK OUT 19+ OPPOSING HITTERS	5/11/2013 @ Springfield (19)
STRUCK OUT 17+ OPPOSING HITTERS	8/29/2019 vs. Midland (18)
STRUCK OUT 15+ OPPOSING HITTERS	4/13/2021 vs. Wichita (15)
STRUCK OUT 10+ OPPOSING HITTERS	4/12/2022 vs. Wichita (13)
SCORED 20+ RUNS IN ONE GAME	8/20/2013 @ Springfield (21)
SCORED 15+ RUNS IN ONE GAME	8/24/2021 vs. Springfield (18)
SCORED 10+ RUNS IN ONE GAME	4/9/2022 @ Springfield (11)
ALLOWED 25+ RUNS IN ONE GAME	4/15/2011 @ San Antonio (26)
ALLOWED 20+ RUNS IN ONE GAME	7/25/2021 @ Tulsa (23)
ALLOWED 15+ RUNS IN ONE GAME	7/27/2021 vs. Wichita (18)
ALLOWED 10+ RUNS IN ONE GAME	4/10/2022 @ Springfield (10)
HAD 22+ HITS IN ONE GAME	5/22/2010 vs. Arkansas (22)
HAD 20+ HITS IN ONE GAME	8/24/2021 vs. Springfield (20)
HAD 15+ HITS IN ONE GAME	4/9/2022 @ Springfield (15)
HAD 10+ HITS IN ONE GAME	44/9/2022 @ Springfield (15)
ALLOWED 25+ HITS IN ONE GAME	4/15/2011 @ San Antonio (26)
ALLOWED 20+ HITS IN ONE GAME	7/27/2021 vs. Wichita (23)
ALLOWED 15+ HITS IN ONE GAME	4/16/2022 vs. Wichita (16)
ALLOWED 10+ HITS IN ONE GAME	4/16/2022 vs. Wichita (16)
WALKED 14+ TIMES IN ONE GAME	5/8/2021 @ Arkansas (14)
WALKED 10+ TIMES IN ONE GAME	7/29/2021 vs. Wichita (10)
WALKED 8+ TIMES IN ONE GAME	4/16/2022 vs. Wichita (9)
ALLOWED 13+ WALKS IN ONE GAME	4/9/2015 @ Midland (13)
ALLOWED 10+ WALKS IN ONE GAME	4/9/2022 @ Springfield (12)
ALLOWED 8+ WALKS IN ONE GAME	4/9/2022 @ Springfield (12)
HIT 7+ HOME RUNS IN A GAME	5/30/2021 vs. San Antonio (7)
HIT 5+ HOME RUNS IN A GAME	8/24/2021 vs. Springfield (5)
HIT 3+ HOME RUNS IN A GAME	9/11/2021 @ Wichita (3)
ALLOWED 7+ HOME RUNS IN A GAME	4/15/2011 @ San Antonio (7)
ALLOWED 5+ HOME RUNS IN A GAME	7/6/2021 @ Wichita (5)
ALLOWED 3+ HOME RUNS IN A GAME	7/27/2021 vs. Wichita (3)
HAD 2 PLAYERS HIT 2 HOME RUNS IN A GAME	Hunter Dozier & Bubba Starling, 4/10/2016 vs. Midland
HIT BACK-TO-BACK HOME RUNS	Freddy Fermin & Brewer Hicklen, 8/24/2021 vs. Springfield
HIT 3 STRAIGHT HOME RUNS	Bobby Witt Jr., Nick Pratto & MJ Melendez, 5/30/2021 vs. San Antonio
SCORED 10+ RUNS IN AN INNING	2nd Inning, 9/9/2021 @ Wichita (10)
SCORED 7+ RUNS IN AN INNING	1st Inning, 4/12/2022 vs. Wichita (8)
SCORED 5+ RUNS IN AN INNING	1st Inning, 4/12/2022 vs. Wichita (8)
SCORED 5+ RUNS IN AN EXTRA INNING	10th Inning, 6/2/2012 vs. Frisco (5)
ALLOWED 10+ RUNS IN AN INNING	7/26/2019 vs. Corpus Christi (11)
ALLOWED 7+ RUNS IN AN INNING	2nd Inning, 7/25/2021 @ Tulsa (7)
ALLOWED 5+ RUNS IN AN INNING	3rd Inning, 4/9/2022 @ Springfield (6)
ALLOWED 5+ RUNS IN AN EXTRA INNING	10th Inning, 8/9/2018 vs. Midland (5)
WON A GAME BY 15+ RUNS	18-1, 8/24/2021 vs. Springfield
WON A GAME BY 10+ RUNS	18-1, 8/24/2021 vs. Springfield
LOST A GAME BY 15+ RUNS	23-8, 7/25/2021 @ Tulsa
LOST A GAME BY 10+ RUNS	18-8, 7/27/2021 vs. Wichita
SCORED 12+ RUNS IN CONSECUTIVE GAMES	June 28 (vs. Tulsa) & July 2 (@ Frisco), 2015
SCORED 10+ RUNS IN CONSECUTIVE GAMES	April 8 & 9, 2022 @ Springfield
SCORED A RUN WITHOUT AN RBI	9/7/2021 @ Wichita
SCORED MULTIPLE RUNS WITHOUT AN RBI	2 Runs, 8/16/2018 @ Midland
TURNED 5 DOUBLE PLAYS IN ONE GAME	8/20/2015 @ San Antonio
TURNED 3+ DOUBLE PLAYS IN ONE GAME	9/11/2021 @ Wichita (4)
TURNED A TRIPLE PLAY	Frank Schwindel (1B) to Corey Toups (2B) to Humberto Arteaga (SS) to Schwindel to Toups, 8/31/2016 vs. Tulsa
HIT INTO A TRIPLE PLAY	Mauricio Ramos, 7/24/2016 vs. Springfield
COMMITTED 6 ERRORS	5/4/2019 vs. Midland
COMMITTED 5 ERRORS	5/29/2021 vs. San Antonio
COMMITTED 3+ ERRORS	8/17/2021 @ Tulsa (3)
EVERY NATURAL IN THE STARTING LINEUP HAD A HIT	7/2/2021 @ Springfield
EVERY NATURAL IN THE STARTING LINEUP SCORED A RUN	8/24/2021 vs. Springfield
EVERY NATURAL IN THE STARTING LINEUP HAD A HIT AND A RUN	7/2/2021 @ Springfield
LINEUP BATTED AROUND TWICE IN ONE GAME	2nd and 3rd Innings, 8/24/2021 vs. Springfield
WON ON THE LAST AT-BAT OF THE GAME (WALK-OFF WIN)	9/3/2021 vs. Corpus Christi
LOST ON THE LAST AT-BAT OF THE GAME (WALK-OFF LOSS)	8/20/2021 @ Tulsa
PLAYED BACK-TO-BACK EXTRA-INNING GAMES	September 2nd & 3rd, 2021 vs. Corpus Christi
WON BOTH GAMES OF A DOUBLEHEADER	8/24/2021 vs. Springfield (8-0, 4-1)
PITCHED SHUTOUTS IN BOTH GAMES OF A DOUBLEHEADER	8/14/2021 vs. Frisco (1-0, 10-0)
LOST BOTH GAMES OF A DOUBLEHEADER	5/30/2019 vs. Arkansas (7-4, 10-7)

THE LAST TIME A NATURALS HITTER....

HAD 6 HITS IN ONE GAME	Ed Lucas, 7/21/2008 @ Springfield
HAD 5 HITS IN ONE GAME	Dairon Blanco, 7/13/2021 vs. Arkansas
HAD 4 HITS IN ONE GAME	Clay Dungan, 9/4/2021 vs. Corpus Christi
HAD 3 HITS IN ONE GAME	Nick Loftin, 4/13/2021 vs. Wichita
HIT 3 HOME RUNS IN ONE GAME	Bobby Witt Jr., 5/30/2021 vs. San Antonio
HIT 2 HOME RUNS IN ONE GAME	Seuly Matias, 9/18/2021 vs. Springfield
HIT 2 TRIPLES IN ONE GAME	Taylor Featherston, 4/18/2019 vs. Springfield
HIT 3 DOUBLES IN ONE GAME	Ryan O'Hearn, 6/26/2016 @ Tulsa
HIT 2 DOUBLES IN ONE GAME	Michael Massey, 4/13/2021 vs. Wichita
HIT A GRAND SLAM	Brewer Hicklen, 9/24/2021 @ Wichita (AA-C CS)
HIT AN INSIDE-TOE PARK HOME RUN	Brewer Hicklen, 7/15/2021 vs. Arkansas
LED OFF A HOME GAME WITH A HOME RUN	Clay Dungan, 7/18/2021 vs. Arkansas
LED OFF A ROAD GAME WITH A HOME RUN	Clay Dungan, 7/24/2021 @ Tulsa
HIT A PINCH-HIT HOME RUN	Frank Schwindel, 8/21/2015 @ Corpus Christi
HIT A WALK-OFF HOME RUN	Gabriel Cangel, 4/20/2019 vs. Springfield
HIT FOR THE CYCLE	Nicky Lopez, 6/21/2018 @ Tulsa
HAD 7 RBI IN ONE GAME	Taylor Featherston, 7/20/2019 @ Amarillo
HAD 6 RBI IN ONE GAME	Nick Pratto, 5/21/2021 @ Springfield
HAD 5 RBI IN ONE GAME	Brewer Hicklen & Freddy Fermin, 8/24/2021 vs. Springfield
HAD 4 RBI IN ONE GAME	Seuly Matias, 9/18/2021 vs. Springfield
SCORED 4 RUNS IN ONE GAME	Maikel Garcia, 4/8/2022 @ Springfield
SCORED 3 RUNS IN ONE GAME	Nick Loftin, 4/13/2021 vs. Wichita
WALKED 4 TIMES IN ONE GAME	Travis Jones, 4/29/2021 @ Springfield
WALKED 3 TIMES IN ONE GAME	John Rave, 4/16/2021 vs. Wichita
WALKED 2 TIMES IN ONE GAME	Nate Eaton, 4/16/2021 vs. Wichita
STOLE 4 BASES IN ONE GAME	Nick Heath, 5/20/2019 @ Arkansas
STOLE 3 BASES IN ONE GAME	Brewer Hicklen, 8/12/2021 vs. Frisco
STOLE 2 BASES IN ONE GAME	Nick Loftin, 4/12/2022 vs. Wichita
STRUCK OUT 5 TIMES IN ONE GAME	Dairon Blanco, 5/12/2021 vs. Tulsa
STRUCK OUT 4 TIMES IN ONE GAME	Melbrys Vilorio, 9/4/2021 vs. Corpus Christi
STRUCK OUT 3 TIMES IN ONE GAME	Michael Massey, 4/16/2021 vs. Wichita
REACHED BASE 6 TIMES IN ONE GAME	Travis Jones, 6/29/2021 @ Springfield
REACHED BASE 5 TIMES IN ONE GAME	Clay Dungan, 9/4/2021 vs. Corpus Christi
REACHED BASE 4 TIMES IN ONE GAME	Maikel Garcia, 4/8/2022 @ Springfield
REACHED BASE IN EVERY TRIP TO THE PLATE (6 PA)	Johnny Givortella, 7/22/2010 @ Arkansas
REACHED BASE IN EVERY TRIP TO THE PLATE (5 PA)	Clay Dungan, 9/4/2021 vs. Corpus Christi
REACHED BASE IN EVERY TRIP TO THE PLATE (4 PA)	Vinnie Pasquantino, 9/8/2021 @ Wichita
REACHED 2 TIMES IN THE SAME INNING	Nick Loftin, 1st Inning, 4/12/2022 vs. Wichita
HAD 2 HITS IN THE SAME INNING	Nick Loftin, 1st Inning, 4/12/2022 vs. Wichita
SAW 16 PITCHES IN A SINGLE PLATE APPEARANCE	Donnie Dewees, 4/7/2017 vs. San Antonio
SAW 15 PITCHES IN A SINGLE PLATE APPEARANCE	Dennicher Carrasco, 7/18/2021 vs. Arkansas
SAW 14 PITCHES IN A SINGLE PLATE APPEARANCE	Jordan George, 8/27/2019 vs. Midland
SAW 10+ PITCHES IN A SINGLE PLATE APPEARANCE	John Rave, 4/16/2022 vs. Wichita (12)
HIT HOME RUNS IN BOTH GAMES OF A DOUBLEHEADER	Jimmy Govern, 8/14/2021 vs. Frisco
HIT HOME RUNS IN BACK-TO-BACK GAMES	Seuly Matias, 9/17 to 9/18/2021 vs. Springfield
HIT HOME RUNS IN 3 STRAIGHT GAMES	Freddy Fermin, 7/28 to 7/30/2021 vs. Wichita
HIT HOME RUNS IN 4 STRAIGHT GAMES	WJ Myers, 5/5 to 5/8/2012 vs. Tulsa
HIT HOME RUNS IN 5 STRAIGHT GAMES	Clint Robinson, 8/7 to 8/12/2010 vs. Arkansas, @ Frisco
HAD 2+ HITS IN 8 STRAIGHT GAMES	Kurt Mertins, May 25 to June 6, 2009
HAD 2+ HITS IN 7 STRAIGHT GAMES	Jeff Bianchi, July 20 to July 27, 2009
HAD 2+ HITS IN 6 STRAIGHT GAMES	Anderson Miller, May 14 to May 19, 2019
HAD 2+ HITS IN 5 STRAIGHT GAMES	Bobby Witt Jr., June 16 to June 20, 2021
HAD A 20+ GAME HITTING STREAK	Clint Robinson, 21 Games: June 15 - July 12, 2010
HAD A 18+ GAME HITTING STREAK	Jordan Parraz, 19 Games: May 27 - June 15, 2009
HAD A 16+ GAME HITTING STREAK	Jackson Flores, 17 Games: June 15 - July 6, 2018
HAD A 14+ GAME HITTING STREAK	Jackson Flores, 15 Games: July 31 - August 16, 2018
HAD A 12+ GAME HITTING STREAK	MJ Melendez, 12 Games: June 26 - July 8, 2010
HAD A 30+ GAME HITTING STREAK	Jackson Flores, 34 Games: May 29 - July 7, 2018
HAD A 25+ GAME HITTING STREAK	Vinnie Pasquantino, 25 Games: August 5 - September 3, 2021
HAD A 20+ GAME HITTING STREAK	Freddy Fermin, 23 Games: July 2, 2021 to August 4, 2021

THE LAST TIME A NATURALS PITCHER....

THREW A 1-HITTER (9 Innings)	N/A
THREW A 1-HITTER (7 Innings)	N/A
THREW A 2-HITTER (9 Innings)	N/A
THREW A 2-HITTER (7 Innings)	Drew Parrish, 8/27/2021 vs. Springfield (Game 2)
THREW A 9-INNING COMPLETE GAME SHUTOUT	Corey Ray, 6/8/2017 vs. Springfield
THREW A 7-INNING COMPLETE GAME SHUTOUT	Drew Parrish, 8/27/2021 vs. Springfield
THREW A 5-INNING COMPLETE GAME SHUTOUT	Danny Duffy, 9/2/2010 vs. Arkansas
THREW A 9-INNING COMPLETE GAME	Scott Blewett, 8/10/2018 vs. Frisco
THREW AN 8-INNING COMPLETE GAME	Otreidy Gomez, 8/2/2019 @ Tulsa
THREW A 7-INNING COMPLETE GAME	Drew Parrish, 8/27/2021 vs. Springfield
THREW A 6-INNING COMPLETE GAME	Sugar Ray Marimon, 5/26/2013 @ San Antonio
STRUCK OUT 13 IN A GAME	Danny Duffy, July 17, 2013 @ Tulsa
STRUCK OUT 12 IN A GAME	Josh Staumont, 9/4/2016 vs. Arkansas
STRUCK OUT 11 IN A GAME	Alec Marsh, 5/14/2021 vs. Tulsa
STRUCK OUT 10 IN A GAME	Jonathan Bowlan, 5/5/2021 @ Arkansas
WALKED 8 IN A GAME	Noel Arguelles, 5/12/2013 @ Springfield
WALKED 7 IN A GAME	Jason Adam, 7/5/2013 @ Midland
WALKED 6 IN A GAME	Emilio Ogando, 6/9/2018 @ Arkansas
WALKED 5 IN A GAME	Anthony Veneziano, 4/9/2022 @ Springfield
ALLOWED 4 HOME RUNS IN A GAME	Franco Terrero, 4/22/2018 @ Tulsa
ALLOWED 3 HOME RUNS IN A GAME	Jonathan Heasley, 7/20/2021 @ Tulsa
ALLOWED 2 HOME RUNS IN A GAME	Angel Zerpa, 4/10/2022 @ Springfield
THREW 110+ PITCHES IN A GAME	Andy Ferguson, 8/9/2014 vs. San Antonio (116)
THREW 100+ PITCHES IN A GAME	Brady Singer, 8/31/2019 vs. Frisco (105)
THREW 95+ PITCHES IN A GAME	Gerson Garabito, 9/1/2019 vs. Frisco (96)
THREW 90+ PITCHES IN A GAME	Drew Parrish, 8/27/2021 vs. Springfield (91)
WON HIS NATURALS DEBUT	C.J. Eldred, 9/3/2021 vs. Corpus Christi
THREW AN IMMACULATE INNING	Grant Gavin, 6th Inning 5/20/2019 @ Arkansas