

Columbus Clippers

Game Information

Game #10

Home Game #5

Media Relations Department - 330 Huntington Park Ln., Columbus, OH 43215 - (614)-462-5250 - aslosser@clippersbaseball.com



(6-4)

Saturday, May 15 (7:05) - Huntington Park

Omaha Storm Chasers

(Kansas City Royals)

RHP Jackson Kowar (2-0, 0.87)

VS.

Columbus Clippers

(Cleveland Indians)

RHP Eli Morgan (0-0, 8.10)



(6-3)

LAST GAME

May 14	R	H	E	LOB
Omaha	7	8	1	10
Columbus	10	11	0	3

W: Anthony Gose (1-0)

L: Collin Snider (0-1)

S: Blake Parker (3)

HR: Bradley (3), Arias (2),

Johnson (1), Miller (1);

Lavarnway (3); Miller (3)

Highlights

The Clippers homered three times during a 7-run 8th, as

Daniel Johnson and **Owen**

Miller went back to back before

Ryan Lavarnway's grand slam.

Oscar Mercado doubled twice at the top of the order.

Upcoming Probables

Sunday, May 16 vs. Omaha (2:05): RHP Carlos Hernandez (0-1, 6.00) vs. LHP Kirk McCarty (2-0, 1.64)

Tuesday, May 18 at Toledo (6:35): RHP Jean Carlos Mejia (0-0, 2.00) vs. TBA

Wednesday, May 19 at Toledo (6:35): LHP Logan Allen (0-1, 17.47) vs. TBA

Thursday, May 20 at Toledo (6:35): LHP Scott Moss (0-0, 3.00) vs. TBA

Tonight's Game

The Clippers will send RHP **Eli Morgan** to the mound tonight, as they look to stay undefeated on Saturday (won, 6-3 at Louisville on 5/8). Omaha will counter with RHP **Jackson Kowar**. The Clippers are 5-3 (.625) against right handers this year. Kowar has never pitched against Columbus in his career (tonight is third career start in Triple-A).

vs. the Storm Chasers

Columbus had not played Omaha in the regular season since 1991, when they were known as the Royals and played in the American Association. From 1988-91, the two leagues played crossover games with the Clippers winning 11 of 21 against Omaha, including six of nine in Columbus. The Clippers met the Storm Chasers in the 2011 Triple-A National Championship in Albuquerque (W, 8-3).

That's Two Thus Far, Shooter

The Clippers lost consecutive games in the last inning before flipping the script with a last at bat win of their own last night (1-2 in such games this season). In each of the last three seasons, the Clippers have led the IL in last at bat win%, going 16-8 (.667) in 2019, 26-8 (.765) in 2018 and 14-7 (.667) in 2017. Each of the last three games played have seen the losing team blow multi-run leads.

Johnson on a Roll

After dipping below .300 with an 0x5 day on 8/8/19 vs. Pawtucket, **Daniel Johnson** hit safely in nine straight (.424, 14x33 from 8/9-8/18). On 8/22/19, Johnson tied his single game best with 5RBI and kicked off a streak of four straight games with an XBH. In his last 25G at Triple-A, he is hitting .326/.396/.568 with 4HR and 15RBI. Thursday's steal was the 70th of his career and first since 7/26/19 (35G).

Miller Time

Before last night, Clipper #3 hitters were at .147/.216/.206 (13th, last and last in the IL) with 0HR and 2RBI (tied for last in each), including an 0x4 from **Owen Miller** on 5/6 at Louisville. Miller went 3x4 batting in front of **Bobby Bradley** last night, his fifth 3-hit game of the season, while pounding out his first homer and jumping into the top 10 in the IL with a .722SLG (9th).

Struggles Continue

In 49 games since getting optioned on 7/16/19, **Bobby Bradley** has hit .202/.314/.438 with just 12HR and 29RBI while posting a strikeout in 36% of his PA (75 of 210). Only 11RBI since the option are on non-HR and he has accumulated 81LOB in 49 games. In 43 games immediately prior to getting recalled (5/3-6/21/19), Bradley hit .310/.373/.732 with 21HR and 44RBI (32% strikeout rate, 59K in 185PA).

Bump it Up

Gabriel Arias doubled his season hit total with Thursday's 3x4 performance and turned in another multi-hit effort last night, raising his average 133 points from .143 to .276 (going into Thursday, Arias was one of five regulars hitting .150 or below, joining **Bradley Zimmer**, **Bobby Bradley**, **Oscar Mercado** and **Nolan Jones**). Arias has reached base in every game this season, posting a .432OBP.

Swinging Hard

Heading into tonight, the Clippers have two players among the top five in the IL in strikeouts, as **Bradley Zimmer** sits in a tie for 3rd (17K) **Nolan Jones** is in a tie for 5th (16K). Zimmer has seen 47% of his trips to the plate end with a walk back to the dugout, while Jones is at 46%. Neither player has homered yet, but Jones does have a double. **Bobby Bradley** has 13K on the year (32%) and 3HR.

Get Him In There

Ryan Lavarnway will start at DH tonight, as the Clippers aim to keep his hot bat in the lineup (first time a catcher has started at DH in last 15G, third time in last 68G). Lavarnway has 3HR in 22AB so far on the season, with a pair coming in Louisville and one at Huntington Park. In 2019, as a member of Louisville, Lavarnway had 3HR in 40AB, with all of them coming at Huntington Park.

Bullpen Getting Roughed Up

The Clipper bullpen had not allowed a run in the final third of a ballgame through the first six, but has given up 10 runs in the 7th or later in the last three games. Despite the last three games (15.2IP, 11ER), the bullpen still ranks 2nd in the IL with a 2.60ERA (28.1IP, 2ER, through first six games). Relievers started the year with 0HR to 132TBF, but have allowed 3HR to the last 56TBF.

ORGANIZATION REPORT

Cleveland (21-15), 2nd place

May 14 R H E

Cleveland 3 9 0

Seattle 7 10 1

W- Flexen (4-1), L- Civalo (5-1), S- Montero (5)

HR- Naylor (3); Seager (8), Kelenic (1), Haniger (11)

Luplow: 3x4, RBI, 2 doubles

Civalo: 6.2IP, 7H, 5R, 5ER, 1BB, 6K

5/15 at SEA, 9:10 (McKenzie vs. Sheffield)

Akron (6-3), T4th place

5/14 at Erie, lost, 6-4

5/15 at Erie, 4:05

Lake County (7-3), T1st place

5/14 vs. Fort Wayne, won, 8-2

5/15 vs. Fort Wayne, 6:35

Lynchburg (8-2), 1st place

5/14 at Salem, lost, 4-0

5/15 at Salem, 6:05

vs. OMAHA

All-Time

Home Road Overall

8-5 5-7 13-12

2021

Home Road Overall

2-2 0-0 2-2

2019

Home Road Overall

0-0 0-0 0-0

CLIPPER QUICK FACTS

Current Streak: W 1

Home Streak: W 1

Home: 2-2

May: 6-3

Saturday: 1-0

Night Games: 6-2

vs. West: 6-3

Last 10: 6-3

Consecutive days in 1st: 1

Scoring at least 4 runs: 4-2

Scoring less than 4 runs: 2-1

Come from behind wins: 2

Last at bat wins: 2

Team Batting: .257, 5th

Team Pitching: 3.71, 5th

Team Defense: .987, 3rd

LEAGUE STANDINGS

South	W	L	Pct	GB
GWN	7	3	.700	-
JAX	7	3	.700	-
DUR	6	4	.600	1.0
NAS	5	4	.556	1.5
CHA	4	6	.400	3.0
MEM	3	7	.300	4.0
NOR	3	7	.300	4.0
West	W	L	Pct	GB
COL	6	3	.667	-
OMA	6	4	.600	0.5
IND	5	4	.556	1.0
IOW	5	4	.556	1.0
STP	4	6	.400	2.5
LOU	3	6	.333	3.0
TOL	3	6	.333	3.0

League Notes

Governors' Cup Champions: 1979, 1980, 1981, 1987, 1991, 1992, 1996, 2010, 2011, 2015, 2019

IL West Division Champions: 1979, 1980, 1981, 1983, 1984, 1990, 1991, 1992, 1996, 1997, 1999, 2004, 2011, 2014, 2015, 2016, 2019





Columbus Clippers Game Information

Saturday, May 15

This Date in Clipper History

5/15/2015

The Clippers overcame a 5-0 deficit in Pawtucket, scoring three times in the 8th, twice in the 9th and once in the 13th to down the Red Sox 6-5.

Francisco Lindor led the offense, going 3x6 with a triple and 3RBI. Lindor would spend one more month with Columbus before moving on to the Major Leagues, finishing 2nd in the 2015 American League Rookie of the Year voting (**Carlos Correa**, Houston).

Huntington (Small) Park

In each of the first 11 years since the move downtown, Huntington Park has ranked among the top two in the IL in homers per game, totaling 2.25 per contest (1,763HR, 783 games). Last year, HP averaged over three per game for the first time ever (seventh time averaging over a pair), as the Clippers surrendered a record 127HR and just missed out on triple digits themselves (97HR was second highest team total). Including the postseason, the Clippers have been out-homered over the life of the park (928 to 900).

year	gms	COL	opp	total	avg	rank	year	gms	COL	opp	total	avg	rank	year	gms	COL	opp	total	avg	rank
2009	71	57	73	130	1.83	2nd	2013	72	63	72	135	1.88	2nd	2017	71	95	88	183	2.58	1st
2010	72	90	83	173	2.40	2nd	2014	72	64	85	149	2.07	2nd	2018	69	68	76	144	2.09	2nd
2011	72	100	77	177	2.46	1st	2015	72	62	64	126	1.75	2nd	2019	69	97	127	224	3.25	2nd
2012	71	91	88	179	2.52	1st	2016	72	74	69	143	1.99	1st	2021	4	6	5	11	2.75	6th

Record Destruction

The Clippers broke the established mark for homers in a season (182 in 1983) on 8/7/19 and finished with a total of 213 (most in the IL). From 5/14-6/2, they homered in 20 straight games (44HR total) and they had seven straight multi-HR games from 6/14-6/21 (22HR). On the mound, they broke the record for homers allowed (156 in 1998) on 7/31/19, giving up 198 for the year (2nd most in the IL).

Ain't Over 'Til It's Over

Since the start of the 2014 season, no team has had more come from behind victories than the 210 posted by Columbus (35 last season) and no team has produced a better winning percentage when trailing than the .353 of the Clippers (Scranton/WB ranks 2nd in win percentage at .338 and wins, 192).

Walk-Off Magic

Columbus was 5-2 in walk-off games last season, winning four thanks to the courtesy runner in extra innings (Columbus pitching did not allow a run through first 9.0IP in extras last year). On 6/29/19 at Louisville, they suffered their first walk-off loss of the year, snapping an 81 game streak without (previous loss was 5/31/18 at Buffalo). Additionally, the Clippers ranked 1st in the IL with a 16-8 (.667) record in games decided in the last at bat.

Trending Downward

While ranking in the top three of the IL with a 4.71ERA (3rd), the 2019 Clippers registered their worst mark since the 1998 season (4.85ERA). In 2018, they ranked dead last in the IL with a 4.34ERA, marking the third straight (now fourth) season that the team ERA had gotten worse. From 2011-16, the Clipper staff turned in a sub-4.00ERA five times in six seasons (zero such seasons from 1993-2010), including the best two ERAs of the past 30 years (3.33 in 2015 and 3.65 in 2016).

Doing Damage

In 2019, the Clippers ranked tied for 5th in the IL with 112RBI with the bases loaded, while carrying a .252 average (10th, 36x143, 4HR). In both 2017 and 2018, the Clippers led the IL in RBI with the bases loaded (243RBI total) and paced the circuit in grand slams (16 total, no other team had more than eight).

Free Swingers

After two straight seasons leading the IL in strikeouts, the Clipper lineup was atop the IL again in 2019 (1,392K, 60 more than 2nd place). They obliterated the franchise record (1,297, set in 2017; 2018's total of 1,290 was 2nd worst in franchise history), passing it on 8/22/19 (reduced strikeout rate to 8.3 per game after setting record, 10.1 prior). On the season a Clipper was punched out at least four times in a game on 15 occasions (**Eric Haase** led the team with three golden sombreros).

That's More Like It

In 2019, the Clippers were 50-30 (.625) when playing errorless baseball, while turning in a 31-29 (.517) mark with at least one error. Contrary to logic, in 2018 they actually had a worse winning percentage when playing mistake free (.514), than when committing at least one error (.530). The Clipper defense finished 1st in 2019 (.983) after falling to 6th in the IL in 2018, ending a run of three consecutive seasons ranked among the top three (2015-17 resulted in the three best seasons in franchise history).

One On, No Out Success

When the leadoff batter of an inning reached base in 2019, the Clippers plated him nearly 60% of the time (over 51% only once in the last six seasons, 55% in 2016). Getting more than one base was a specialty of Clipper hitters, as they led the IL with 136XBH to lead off the inning, including 54HR (led the IL, had 28 leadoff homers in 2018). From 4/13-4/20/19, the Clippers hit 16 leadoff doubles over 72 innings, including four straight innings in a win at Louisville on 4/15/19.

Good Baseball

Ernie Clement advanced a runner with a sac bunt on 5/8 at Louisville and the runner came around to score in the win. During 2019, the Clippers struggled in the bunt department (12 successes), but when the advanced runners did score, they were 7-1. During 2018, Columbus was 23-2 in games in which a run was scored after a good bunt attempt (54 successes; won 17 in a row from 4/12-7/31/18).

International Accolades

Bobby Bradley was named International League Player of the Month for May 2019, reaching base in 24 of 25 games during the month while hitting .302/.374/.740 with 12HR (led IL) and 28RBI. **Brandon Barnes**, **Eric Haase**, **Josh Smith** and **Asher Wojciechowski** were named to the 2019 IL All-Star Team and Bradley, Barnes and Haase were selected to the postseason squad.

Manager Profile

Andy Tracy makes his Clippers debut in 2021, following **Tony Mansolino's** championship rookie year in 2019 (sixth Clipper skipper to win Governors' Cup in first season; **Gene Michael**-'79, **Joe Altobelli**-'80, **Frank Verdi**-'81, **Bucky Dent**-'87 and **Mike Sarbaugh**-'10). This season marks Tracy's second year as a manager (first with Williamsport in the Philadelphia system), as he holds a career record of 36-49 (.424), 6-3 with Columbus (.667).

Clippers in the Majors (54, with 24 teams)

CLE (16)*- Logan Allen ('19), Jake Bauers ('19), Shane Bieber ('18), Yu Chang ('18-19), Aaron Civale ('19), Daniel Johnson ('19), James Karinchak ('19), Jordan Luplow ('19), Phil Maton ('19), Kyle Nelson ('19), Roberto Perez ('13-14, '16), Zach Plesac ('19), Jose Ramirez ('14-15), **Nick Sandlin** ('19), **Nick Wittgren** ('19). **ARI (1)**- Anthony Swarzak ('15). **ATL (1)**- Josh Tomlin ('10, '13-15, '18). **BAL (3)**- Shawn Armstrong ('14-17), Adam Plutko ('16-19), Cole Sulser ('16-18). **BOS (0)**- **CHC (0)**- **CIN (1)**- Tyler Naquin ('15-19). **COL (0)**- Jhoulys Chacin ('15). **CWS (1)**- Evan Marshall ('18). **DET (2)**- Robbie Grossman ('16), Eric Haase ('17-19). **HOU (2)**- Michael Brantley ('09-10, '16), Joe Smith ('09-10). **KC (1)**- Carlos Santana ('10). **LAA (1)**- James Hoyt ('18-19). **LAD (1)**- Trevor Bauer ('13-14). **MIA (3)**- Jesus Aguilar ('14-16), Jon Berti ('18), Ross Detwiler ('16). **MIL (0)**- **MIN (1)**- Josh Donaldson ('18). **NYM (2)**- Tommy Hunter ('16), Francisco Lindor ('14-15, '19). **NYG (3)**- Clint Frazier ('16), Corey Kluber ('10-13, '19), Giovanni Urshela ('14-18). **OAK (1)***- **PHI (0)**- **PIT (3)**- Ben Gamel ('21), Erik Gonzalez ('15-17), **Ka'ai Tom** ('19). **SD (1)**- Craig Stammen ('07-08, '16). **SEA (1)**- Sam Haggerty ('18). **SF (0)**- **STL (2)**- Andrew Miller ('17-18), Max Moroff ('19). **TB (3)**- Yandy Diaz ('15-18), **Louis Head** ('13, '17-18), Francisco Mejia ('18). **TEX (0)**- **TOR (2)**- A.J. Cole ('19), Julian Merryweather ('17). **WAS (3)**- Playoff Paolo Espino ('10-13), Yan Gomes ('13, '15-16), Ryan Zimmerman ('08).



Tonight's Starting Pitcher

Saturday, May 15

#29 Eli Morgan - RHP
Height: 5-10 **Weight:** 190
Bats: R **Throws:** R
Born: 5/13/96 (24); Torrance, CA
Resides: Rancho Palos Verdes, CA
Acquired: Selected in the 8th round (252nd overall) of the 2017 draft.

2019 Start by Start (with Columbus)												
Date	Opponent	H/R	Result	Dec.	ERA	IP	H	R	ER	BB	K	PC
5/8	Louisville	R	W, 6-3		8.10	3.1	5	3	3	4	3	70

Starting Totals 1GS 0-0 8.10 3.1 5 3 3 4 3

GS	Team Record	Win %	Avg. IP	Qual. Start	QS %	Ret. 1st AB	1/2/3 Inn.	Run Supp.			
1	1 - 0	1.000	3.1	0	0.0	25%	0%	6.0			
Bullpen Support				Running Game			Pitch Count				
ERA	BS	BR	Sc.	%	SB	Att	%	PO	Avg.	High	#100
0.00	0	1	0	0%	1	1	100%	1	70.0	70	0

Career	W-L	ERA	G	GS	SV/O	IP	H	R	ER	BB	K
vs. Omaha											
at Huntington	0-0	-	0	0	0/0	0.0	0	0	0	0	0
with Columbus	0-1	6.48	2	2	0/0	8.1	10	6	6	6	5

Last Game:

- Did not figure in the decision at Louisville on 5/8, issuing at least 4BB for the fourth time in his career.

Inn	TBF	H	R	ER	BB	K	LOB	Notes
1st	5	1	1	1	1	1	1	K, 1B, F9, BB, F7
2nd	5	1	0	0	1	2	2	BB, 1B, K, K, F7
3rd	6	1	2	2	1	0	1	1B, L8, BB, 2B, 6-3, F8
4th	2	1	0	0	1	0	1	BB, 1B

- Picked off **Errol Robinson** from first base in the 4th inning.
- Relieved by **Danny Young** in the bottom of the 4th inning with one out, one on (runner stranded) and the Clippers trailing, 3-0.

Good Company:

Morgan made his Triple-A debut on 7/16/19 at Scranton/WB in just his third pro season with only 57 games under his belt (eleven of those coming above High-A). During 2019, Morgan was the third Clipper pitcher to debut at the highest level of the minors in his third season, following fellow 2017 draft pick, **James Karinchak** (taken a round after Morgan; debuted on 5/3/19, 63rd career appearance, 21st above High-A) and 2016 pick, **Zach Plesac** (debuted on 5/11/19, 47th career game, 7th above High-A). In 2018, the Clippers saw **Shane Bieber** make his Triple-A debut in his third pro season (43rd career game, 15th above High-A). Bieber and Plesac went on to make their Major League debuts after eight and three games in Triple-A, respectively (Karinchak pitched in 17 before making the Majors).

Coming In Hot:

After getting transferred to Akron on 5/5/19, Morgan made his Double-A debut on 5/10/19 and carried a 1.96ERA (2nd best in the Eastern League, 5/5-6/13/19; 41.1IP, 9ER) through seven starts, while also recording an EL best 48K over that time period. Morgan ended the run with wins in five consecutive starts (5/22-6/13/19, career high), over which he allowed 6ER in 31.0IP. He rode that momentum to his first career All-Star selection, tossing a scoreless inning (1H, 2K) for the West on 7/10/19 at The Diamond in Richmond (West triumphed, 5-0). Following his start for Columbus on 7/16/19, Morgan went back to the Eastern League, going 1-3 with a 4.68ERA over the remainder of the season (42.1IP, 48H, 23R, 22ER, 11BB, 43K).

Carolina League Dominance:

At the time of Morgan's promotion to Akron in 2019, he led the Carolina League with a 0.71WHIP and a .165 average against (33 points better than 2nd place). In addition, Morgan was tied for the lead with 40K and ranked 2nd with a 1.87ERA. Those numbers were in stark contrast to the finish of Morgan's first foray into the CL, as he posted a 5.98ERA (46.2IP, 31ER) over his final 10 starts in 2018 (1.67WHIP, .315 average against, 42K).

Pitcher of the Week:

Beginning the year with a pair of scoreless starts, Morgan was the first Pitcher of the Week selection for the Carolina League in 2019 (4/4-4/14/19; 11.0IP, 3H, 0R, 0ER, 2BB, 15K). The 11.0 shutout innings were part of a larger streak of 15.0 that began with his last inning of 2018 and stretched into his 4/17/19 start vs. Potomac. The recognition was the fourth of Morgan's career, following three Pitcher of the Week honors in 2018 (one in the Midwest League, two in the Carolina League).

CAREER STATS																			
YR	Team	Level	W - L	ERA	G	GS	CG	SHO	SV	SVO	IP	H	R	ER	HR	HB	BB	K	AVG
17	Mahoning Valley	SS	3 - 2	1.03	13	5	0	0	0	0	35.0	24	9	4	0	0	9	58	.188
18	Lake County	A	2 - 0	1.83	8	8	0	0	0	0	44.1	31	10	9	2	2	8	56	.194
	Lynchburg	A+	7 - 7	3.91	19	19	1	0	0	0	99.0	93	50	43	11	6	26	100	.247
19	Lynchburg	A+	3 - 1	1.87	6	6	0	0	0	0	33.2	19	7	7	3	1	5	40	.165
	Akron	AA	6 - 4	3.79	19	18	1	0	0	0	102.0	100	47	43	12	4	33	104	.256
	Columbus	AAA	0 - 1	5.40	1	1	0	0	0	0	5.0	5	3	3	0	1	2	2	.278
21	Columbus	AAA	0 - 0	8.10	1	1	0	0	0	0	3.1	5	3	3	0	0	4	3	.357
	Minor Leagues		21 - 15	3.13	67	58	2	0	0	0	322.1	277	129	112	28	14	87	363	.230
	Major Leagues		0 - 0	-	0	0	0	0	0	0	0.0	0	0	0	0	0	0	0	-



	W-L	CG	SV	ERA	IP	H	R	ER	BB	K	HR	AVG	OBP	SLG	K/9	K/BB	IP/HR	WHIP
Starters	2-1	0	-	5.14	35.0	30	20	20	22	28	3	.227	.338	.356	7.20	1.27	11.7	1.486
Relievers	4-2	-	5	2.60	45.0	31	16	13	28	60	3	.203	.348	.333	12.00	2.14	15.0	1.311

Reliever Availability: Pitcher (days rest - last pitch count) *-last pitched on consecutive days

#46 Manuel Alvarez - RHP

Last Game: 5/13 vs. Oma; 1.0IP, 0H, 0R, 0ER, 1BB, 2K

Last 5: 0-0, 0/0SV, 0GS, 2.1IP, 1H, 2R, 0ER, 3BB, 4K

vs. LH: .333 (1x3, 0HR)	vs. RH: .000 (0x5, 0HR)
inherited runners stranded: 0 of 0 (-)	pitch count (range, avg.): 16-36, 26.0
1st batter retired: 2 of 2 (100%)	sb-att, pickoffs: 2 of 2, 0

- did not participate in MLB spring training

-

-

-

Career	W-L	ERA	G	GS	SV/O	IP	H	R	ER	BB	K
vs. Omaha											
at Huntington	0-0	0.00	1	0	0/0	1.0	0	0	0	1	2

#23 Robert Broom - RHP

Last Game: 5/14 vs. Oma; BS, 1.0IP, 3H, 3R, 3ER, 0BB, 2K

Last 5: 0-0, 0/1SV, 0GS, 4.2IP, 5H, 3R, 3ER, 0BB, 7K

vs. LH: .375 (3x8, 1HR)	vs. RH: .200 (2x10, 0HR)
inherited runners stranded: 0 of 0 (-)	pitch count (range, avg.): 12-34, 19.8
1st batter retired: 2 of 4 (50%)	sb-att, pickoffs: 0 of 0, 0

- pitched in 2 spring games (1.0IP, 2H, 2R, 2ER, 2B, 1K) for Cleveland

- reassigned to minor league camp on 3/16

-

-

Career	W-L	ERA	G	GS	SV/O	IP	H	R	ER	BB	K
vs. Omaha											
at Huntington	0-0	13.50	2	0	0/1	2.0	3	3	3	0	5

#17 Kyle Dowdy - RHP

Last Game: 5/13 vs. Oma; 1.2IP, 1H, 0R, 0ER, 1BB, 2K

Last 5: 1-0, 0/0SV, 0GS, 6.2IP, 3H, 0R, 0ER, 4BB, 7K

vs. LH: .200 (2x10, 0HR)	vs. RH: .111 (1x9, 0HR)
inherited runners stranded: 2 of 2 (100%)	pitch count (range, avg.): 15-28, 23.3
1st batter retired: 0 of 4 (0%)	sb-att, pickoffs: 0 of 1, 0

- pitched in 2 spring games (1.1IP, 2H, 2R, 2ER, 1BB, 3K) for Cleveland

- reassigned to minor league camp on 3/12

-

-

Career	W-L	ERA	G	GS	SV/O	IP	H	R	ER	BB	K
vs. Omaha											
at Huntington	0-0	4.05	2	1	0/0	6.2	7	3	3	2	10

#27 Anthony Gose - LHP

Last Game: 5/14 vs. Oma; W, 1.0IP, 1H, 2R, 1ER, 3BB, 3K

Last 5: 1-0, 0/0SV, 0GS, 4.1IP, 4H, 3R, 2ER, 7BB, 9K

vs. LH: .333 (3x9, 0HR)	vs. RH: .143 (1x7, 0HR)
inherited runners stranded: 0 of 0 (-)	pitch count (range, avg.): 16-37, 25.0
1st batter retired: 1 of 4 (25%)	sb-att, pickoffs: 0 of 0, 0

- pitched in 7 spring games (6.0IP, 5H, 6R, 6ER, 4BB, 7K) for Cleveland

- reassigned to minor league camp on 3/26

-

-

Career	W-L	ERA	G	GS	SV/O	IP	H	R	ER	BB	K
vs. Omaha											
at Huntington	1-0	4.50	2	0	0/0	2.0	2	2	1	3	6

#28 Justin Garza - RHP

Last Game: 5/14 vs. Oma; 3.0IP, 1H, 0R, 0ER, 2BB, 3K

Last 5: 0-0, 0/0SV, 0GS, 4.0IP, 1H, 0R, 0ER, 4BB, 4K

vs. LH: .333 (1x3, 0HR)	vs. RH: .000 (0x9, 0HR)
inherited runners stranded: 0 of 0 (-)	pitch count (range, avg.): 18-47, 32.5
1st batter retired: 1 of 2 (50%)	sb-att, pickoffs: 0 of 0, 1

- did not participate in MLB spring training

- pitched in 1G (1.0IP, 0H, 0R, 0ER, 2BB, 1K) for Akron (5/4-5/6)

- appearance in season opener for Akron was first in career above A+

-

-

Career	W-L	ERA	G	GS	SV/O	IP	H	R	ER	BB	K
vs. Omaha											
at Huntington	0-0	0.00	2	0	0/0	4.0	1	0	0	4	4

#35 DJ Johnson - RHP

Last Game: 5/13 vs. Oma; 0.1IP, 2H, 2R, 2ER, 0BB, 0K

Last 5: 0-0, 2/2SV, 0GS, 3.1IP, 2H, 2R, 2ER, 0BB, 5K

vs. LH: .000 (0x6, 0HR)	vs. RH: .333 (2x6, 1HR)
inherited runners stranded: 0 of 2 (0%)	pitch count (range, avg.): 9-13, 11.8
1st batter retired: 3 of 4 (75%)	sb-att, pickoffs: 0 of 0, 0

- pitched in 6 spring games (6.0IP, 7H, 5R, 5ER, 7BB, 5K) for Cleveland

- reassigned to minor league camp on 3/16

-

-

Career	W-L	ERA	G	GS	SV/O	IP	H	R	ER	BB	K
vs. Omaha											
at Huntington	0-0	13.50	2	0	1/1	1.1	2	2	2	0	2

#43 Kyle Nelson - LHP

Last Game: 5/14 vs. Oma; 1.0IP, 0H, 0R, 0ER, 1BB, 0K

Last 5: 0-0, 0/0SV, 0GS, 5.1IP, 5H, 1R, 1ER, 2BB, 6K

vs. LH: .182 (2x11, 0HR)	vs. RH: .375 (3x8, 0HR)
inherited runners stranded: 4 of 5 (80%)	pitch count (range, avg.): 9-28, 22.3
1st batter retired: 3 of 4 (75%)	sb-att, pickoffs: 1 of 2, 0

- pitched in 6 spring games (5.0IP, 3H, 1R, 1ER, 0BB, 8K) for Cleveland

- optioned to Columbus on 3/26

- pitched in 2G (2.0IP, 0H, 0R, 0ER, 1BB, 2K) for Cleveland (4/26-5/2)

-

Career	W-L	ERA	G	GS	SV/O	IP	H	R	ER	BB	K
vs. Omaha											
at Huntington	0-0	3.86	2	0	0/0	2.1	1	1	1	2	2

#38 Blake Parker - RHP

Last Game: 5/14 vs. Oma; S, 1.0IP, 0H, 0R, 0ER, 0BB, 1K

Last 5: 0-0, 3/3SV, 0GS, 4.1IP, 0H, 0R, 0ER, 3BB, 7K

vs. LH: .000 (0x6, 0HR)	vs. RH: .000 (0x7, 0HR)
inherited runners stranded: 1 of 1 (100%)	pitch count (range, avg.): 10-22, 14.6
1st batter retired: 5 of 5 (100%)	sb-att, pickoffs: 0 of 0, 0

- pitched in 8 spring games (6.1IP, 12H, 12R, 7ER, 7BB, 7K) for Cleveland

- reassigned to minor league camp on 3/26

- struck out all 3TBF in Clipper debut to earn save at Louisville on 5/4

-

Career	W-L	ERA	G	GS	SV/O	IP	H	R	ER	BB	K
vs. Omaha											
at Huntington	0-0	0.00	2	0	1/1	1.1	0	0	0	2	1

#45 Dalbert Siri - RHP

Last Game: 5/13 vs. Oma; L, 1.2IP, 1H, 2R, 2ER, 1BB, 2K

Last 5: 2-1, 0/0SV, 0GS, 4.0IP, 2H, 2R, 2ER, 1BB, 5K

vs. LH: .286 (2x7, 0HR)	vs. RH: .000 (0x6, 0HR)
inherited runners stranded: 1 of 1 (100%)	pitch count (range, avg.): 6-32, 22.0
1st batter retired: 3 of 3 (100%)	sb-att, pickoffs: 1 of 1, 0

- did not participate in MLB spring training

-

-

-

Career	W-L	ERA	G	GS	SV/O	IP	H	R	ER	BB	K
vs. Omaha											
at Huntington	0-1	10.80	1	0	0/0	1.2	1	2	2	1	2

#41 Danny Young - LHP

Last Game: 5/12 vs. Oma; BS, L, 1.1IP, 2H, 2R, 2ER, 1BB, 2K

Last 5: 0-1, 0/1SV, 0GS, 5.0IP, 7H, 3R, 3ER, 4BB, 5K

vs. LH: .444 (4x9, 0HR)	vs. RH: .300 (3x10, 1HR)
inherited runners stranded: 3 of 4 (75%)	pitch count (range, avg.): 22-40, 31.0
1st batter retired: 1 of 3 (33%)	sb-att, pickoffs: 0 of 0, 0

- did not participate in MLB spring training

-

-

-

Career	W-L	ERA	G	GS	SV/O	IP	H	R	ER	BB	K
vs. Omaha											
at Huntington	0-1	13.50	1	0	0/1	1.1	2	2	2	1	2



#13 Gabriel Arias - INF

Series: .500 (6x12), 1HR, 4RBI **Current:** 3 (.600, 6x10)
Home Stand: .500 (6x12), 1HR, 4RBI **Long:** 3 (.600, 6x10; 5/12-c)
Last Game: 5/14 vs. Omaha (SS); 2x4, 2R, RBI, HR, K

Highs: H- 3, 5/13 vs. Omaha R- 2, 5/14 vs. Omaha RBI- 3, 5/13 vs. Omaha

- hit .615/.615/.692 with 0HR and 5RBI in 8 spring games (13AB) for Cleveland
- optioned to Columbus on 3/13
- hit 2-run HR in first Triple-A at bat, 5/4 at Louisville, then went 2x20 with 0RBI
- went 3x4 with 3RBI on 5/13 vs. Omaha, boosting avg. from .143 to .240

Season Splits:	Career	G	AB	AVG	OBP	SLG	HR	RBI
vs LH .200 (1x5, 1HR)	vs. Omaha	4	12	.500	.625	.833	1	4
vs RH .292 (7x24, 1HR)	at Huntington	4	12	.500	.625	.833	1	4

#44 Bobby Bradley - INF

Series: .286 (4x14), 2HR, 5RBI **Current:** 1 (.333, 1x3)
Home Stand: .286 (4x14), 2HR, 5RBI **Long:** 2 (.375, 3x8; 5/11-5/12)
Last Game: 5/14 vs. Omaha (1B); 1x3, 2R, 2RBI, HR, BB

Highs: H- 2, 5/12 vs. Omaha R- 2, 2x, 5/14 vs. Omaha RBI- 3, 2x, 5/12 vs. Omaha

- hit .303/.314/.636 with 2HR and 11RBI in 13 spring games (33AB) for Cleveland
- optioned to Columbus on 3/26
- snapped 0x14 (7K) streak to begin season with 3-run HR on 5/7 at Louisville

Season Splits:	Career	G	AB	AVG	OBP	SLG	HR	RBI
vs LH .286 (2x7, 2HR)	vs. Omaha	4	14	.286	.389	.714	2	5
vs RH .115 (3x26, 1HR)	at Huntington	74	270	.252	.334	.515	19	50

#1 Ernie Clement - INF

Series: .500 (4x8) **Current:** 6 (.429, 9x21)
Home Stand: .500 (4x8) **Long:** 6 (.429, 9x21; 5/6-c)
Last Game: 5/13 vs. Omaha (3B); 1x1, R, 3B

Highs: H- 2, 3x, 5/12 vs. Omaha R- 1, 3x, 5/13 vs. Omaha RBI- 1, 2x, 5/8 at Lou

- hit .545/.545/.545 with 0HR and 5RBI in 11 spring games (11AB) for Cleveland
- optioned to Columbus on 3/13
- hit safely in each of three games to finish 2019 (.545, 6x11)

Season Splits:	Career	G	AB	AVG	OBP	SLG	HR	RBI
vs LH .000 (0x2, 0HR)	vs. Omaha	3	8	.500	.500	####	0	0
vs RH .370 (10x27, 0HR)	at Huntington	3	8	.500	.500	####	0	0

#8 Gavin Collins - C

Series: .000 (0x3) **Current:** 0
Home Stand: .000 (0x3) **Long:** 0
Last Game: 5/12 vs. Omaha (C); 0x3, BB

Highs: H- R- RBI-

- hit .600/.600/.800 with 0HR and 1RBI in 4 spring games (5AB) for Cleveland
- reassigned to minor league camp on 3/13

Season Splits:	Career	G	AB	AVG	OBP	SLG	HR	RBI
vs LH ---- (0x0, 0HR)	vs. Omaha	1	3	.000	.250	.000	0	0
vs RH .000 (0x10, 0HR)	at Huntington	1	3	.000	.250	.000	0	0

#7 Daniel Johnson - OF

Series: .235 (4x17), 1HR, 2RBI **Current:** 2 (.222, 2x9)
Home Stand: .235 (4x17), 1HR, 2RBI **Long:** 2, 2x (.222, 2x9; 5/13-c)
Last Game: 5/14 vs. Omaha (CF); 1x4, R, 2RBI, HR, K

Highs: H- 2, 2x, 5/11 vs. Omaha R- 1, 4x, 5/14 vs. Omaha RBI- 2, 5/14 vs. Omaha

- hit .368/.429/.737 with 2HR and 4RBI in 9 spring games (19AB) for Cleveland
- optioned to Columbus on 3/19, recalled on 5/1 (Frammil Reyes paternity list)
- went 0x9 with 5K in 2G for Cleveland (5/1-5/2), optioned on 5/3

Season Splits:	Career	G	AB	AVG	OBP	SLG	HR	RBI
vs LH .000 (0x4, 0HR)	vs. Omaha	4	17	.235	.278	.471	1	2
vs RH .400 (6x15, 1HR)	at Huntington	46	184	.293	.368	.473	5	26

#10 Nolan Jones - INF

Series: .100 (1x10), 1RBI **Current:** 0
Home Stand: .100 (1x10), 1RBI **Long:** 2 (.286, 2x7; 5/8-5/11)
Last Game: 5/13 vs. Omaha (RF); 0x3, R, BB, HBP, K

Highs: H- 1, 3x, 5/11 vs. Omaha R- 1, 2x, 5/13 vs. Omaha RBI- 1, 3x, 5/11 vs. Omaha

- hit .375/.583/.375 with 0HR and 0RBI in 8 spring games (8AB) for Cleveland
- optioned to Columbus on 3/12
- started year 0x7 (6K) then hit go-ahead, RBI double in 9th at Louisville on 5/5

Season Splits:	Career	G	AB	AVG	OBP	SLG	HR	RBI
vs LH .000 (0x4, 0HR)	vs. Omaha	3	10	.100	.308	.100	0	1
vs RH .115 (3x26, 0HR)	at Huntington	3	10	.100	.308	.100	0	1

#12 Tyler Krieger - INF

Series: .125 (1x8) **Current:** 0
Home Stand: .125 (1x8) **Long:** 3 (.417, 5x12; 5/7-5/13)
Last Game: 5/14 vs. Omaha (2B); 0x4

Highs: H- 2, 2x, 5/8 at Lou R- 2, 5/8 at Lou RBI-

- hit .278/.381/.389 with 0HR and 0RBI in 16 spring games (18AB) for Cleveland
- reassigned to minor league camp on 3/31

Season Splits:	Career	G	AB	AVG	OBP	SLG	HR	RBI
vs LH .000 (0x2, 0HR)	vs. Omaha	4	16	.125	.125	.125	0	0
vs RH .357 (5x14, 0HR)	at Huntington	4	16	.125	.125	.125	0	0

#36 Ryan Lavarney - C

Series: .182 (2x11), 1HR, 5RBI **Current:** 2 (.250, 2x8)
Home Stand: .182 (2x11), 1HR, 5RBI **Long:** 3 (.455, 5x11; 5/4-5/7)
Last Game: 5/14 vs. Omaha (C); 1x3, R, 4RBI, HR, BB, 2K

Highs: H- 2, 2x, 5/7 at Lou R- 2, 5/7 at Lou RBI- 4, 5/14 vs. Omaha

- hit .217/.296/.435 with 1HR and 4RBI in 20 spring games (23AB) for Cleveland
- reassigned to minor league camp on 3/31
- hit go-ahead grand slam in the 8th vs. Omaha on 5/14 (W, 10-7)

Season Splits:	Career	G	AB	AVG	OBP	SLG	HR	RBI
vs LH .000 (0x2, 0HR)	vs. Omaha	11	34	.176	.300	.265	1	5
vs RH .350 (7x20, 3HR)	at Huntington	20	75	.267	.321	.573	7	17

#24 Connor Marabell - OF

Series: .286 (2x7) **Current:** 2 (.286, 2x7)
Home Stand: .286 (2x7) **Long:** 2 (.286, 2x7; 5/13-c)
Last Game: 5/14 vs. Omaha (DH); 1x3, BB, CS

Highs: H- 1, 3x, 5/14 vs. Omaha R- RBI-

- hit .278/.381/.389 with 0HR and 5RBI in 22 spring games (18AB) for Cleveland
- reassigned to minor league camp on 3/31

Season Splits:	Career	G	AB	AVG	OBP	SLG	HR	RBI
vs LH .000 (0x2, 0HR)	vs. Omaha	2	7	.286	.444	.286	0	0
vs RH .250 (3x12, 0HR)	at Huntington	33	116	.190	.248	.284	2	9

#2 Oscar Mercado - OF

Series: .231 (3x13) **Current:** 2 (.333, 3x9)
Home Stand: .231 (3x13) **Long:** 2 (.333, 3x9; 5/12-c)
Last Game: 5/14 vs. Omaha (LF); 2x4, R, 2 doubles, BB

Highs: H- 2, 2x, 5/14 vs. Omaha R- 2, 5/7 at Lou RBI- 2, 5/7 at Lou

- hit .214/.241/.286 with 0HR and 1RBI in 10 spring games (28AB) for Cleveland
- optioned to Columbus on 3/21
- doubled twice on 5/14 vs. Omaha

Season Splits:	Career	G	AB	AVG	OBP	SLG	HR	RBI
vs LH .333 (2x6, 0HR)	vs. Omaha	17	65	.246	.310	.308	0	5
vs RH .148 (4x27, 0HR)	at Huntington	38	133	.263	.359	.429	4	12

#6 Owen Miller - INF

Series: .563 (9x16), 1HR, 3RBI **Current:** 2 (.667, 6x9)
Home Stand: .563 (9x16), 1HR, 3RBI **Long:** 3 (.615, 8x13; 5/7-5/11)
Last Game: 5/14 vs. Omaha (3B); 3x4, 2R, RBI, HR

Highs: H- 3, 5x, 5/14 vs. Omaha R- 2, 2x, 5/14 vs. Omaha RBI- 3, 5/8 at Lou

- hit .390/.395/.537 with 1HR and 6RBI in 24 spring games (41AB) for Cleveland
- reassigned to minor league camp on 3/31
- provided decisive runs with go-ahead, 3-run double in 7th on 5/9 at Louisville

Season Splits:	Career	G	AB	AVG	OBP	SLG	HR	RBI
vs LH .500 (3x6, 0HR)	vs. Omaha	4	16	.563	.588	.938	1	3
vs RH .500 (15x30, 1HR)	at Huntington	4	16	.563	.588	.938	1	3

#11 Bradley Zimmer - OF

Series: .214 (3x14) **Current:** 0
Home Stand: .214 (3x14) **Long:** 2 (.429, 3x7; 5/12-5/13)
Last Game: 5/14 vs. Omaha (RF); 0x3, R, BB, K

Highs: H- 2, 5/12 vs. Omaha R- 1, 4x, 5/14 vs. Omaha RBI-

- hit .290/.425/.355 with 0HR and 2RBI in 14 spring games (31AB) for Cleveland
- optioned to Columbus on 3/26
- had a single off older brother, Kyle, on 5/12 vs. Omaha (1st ever matchup)

Season Splits:	Career	G	AB	AVG	OBP	SLG	HR	RBI
vs LH .000 (0x4, 0HR)	vs. Omaha	4	14	.214	.389	.214	0	0
vs RH .174 (4x23, 0HR)	at Huntington	36	129	.248	.342	.395	4	9



Situational Hitting, Starting Lineups, Miscellaneous Stats

Saturday, May 15

PLAYER	As Leadoff				Runners On				Bases Loaded				Scoring Position				7th Inning On					
	AB	AVG	OBP	HR	AB	AVG	HR	RBI	AB	AVG	HR	RBI	AB	AVG	HR	RBI	AB	AVG	OBP	R	HR	RBI
Arias	5	.200	.500	0	18	.333	1	5	1	1.000	0	1	10	.200	0	2	10	.200	.333	2	0	1
Bradley	10	.000	.091	0	16	.188	2	9	1	.000	0	1	10	.200	1	7	11	.091	.286	3	0	1
Clement	9	.222	.222	0	13	.385	0	2	1	.000	0	1	8	.250	0	2	9	.444	.444	1	0	0
Collins	2	.000	.333	0	7	.000	0	0	-	-	-	-	4	.000	0	0	3	.000	.400	0	0	0
Johnson	5	.400	.400	0	9	.333	1	2	1	.000	0	0	7	.429	1	2	5	.600	.714	3	1	2
Jones	5	.000	.000	0	17	.176	0	3	1	.000	0	1	8	.250	0	3	11	.182	.250	2	0	2
Krieger	1	.000	.500	0	8	.250	0	0	2	.000	0	0	4	.250	0	0	7	.143	.250	1	0	0
Lavarney	4	.250	.250	1	11	.364	2	8	3	.333	1	4	10	.400	2	8	8	.500	.500	2	2	8
Marabell	4	.250	.400	0	8	.125	0	0	-	-	-	-	4	.250	0	0	5	.200	.429	0	0	0
Mercado	5	.400	.500	0	16	.188	0	3	4	.250	0	2	11	.182	0	3	12	.167	.231	3	0	0
Miller	8	.500	.556	0	16	.563	0	6	3	.333	0	3	10	.400	0	5	10	.600	.636	2	1	5
Zimmer	7	.286	.444	0	9	.111	0	0	1	.000	0	0	6	.167	0	0	8	.125	.417	1	0	0
Team Total	68	.250	.354	1	149	.268	6	38	18	.222	1	13	93	.258	4	32	100	.280	.395	20	4	19

Starts by Position										Starts by Batting Order								
PLAYER	C	1B	2B	3B	SS	LF	CF	RF	DH	1st	2nd	3rd	4th	5th	6th	7th	8th	9th
Arias			2		6				1					1		8		
Bradley		8							1				9					
Clement			2	2	1	1			2	3	2							3
Collins	3																3	
Johnson							2	2	1		2	3						
Jones				5				2	1		1			7				
Krieger			3															3
Lavarney	6														1	5		
Marabell					3				1								1	3
Mercado					3	4	1			1	3	3		1				
Miller		1	2	2	2				2			2		7				
Zimmer					1	3	4			4	1	1			2			

Home Runs							Multi-Hit Games					Multi-RBI Games				
PLAYER	1R	2R	3R	GS	Last	Record	2H	3H	4H	5+H	Total	2BI	3BI	4BI	5+BI	Total
Arias	1	1			5/14 vs. Omaha (s)	2-0	1	1			2	1	1			2
Bradley	1	1	1		5/14 vs. Omaha (2)	2-1	1				1	1	2			3
Clement							3				3					0
Collins											0					0
Johnson		1			5/14 vs. Omaha (2)	1-0	2				2	1				1
Jones											0					0
Krieger							2				2					0
Lavarney	1		1	1	5/14 vs. Omaha (gs)	3-0	2				2		1	1		2
Marabell											0					0
Mercado							2				2	1				1
Miller	1				5/14 vs. Omaha (s)	1-0	1	5			6		1			1
Zimmer							1				1					0
Team Total	4	3	2	1	Lavarney, 5/14 vs. Oma	3-1	15	7	0	0	22	4	5	1	0	10

*- # of 2HR games

Current Streaks						Errorless	
Hitting			On Base			Games	Last Error
PLAYER	Games	Started	Games	Started			
Arias	3 (.600, 6x10)	5/12 vs. Oma	9 (.432OBP)	5/4 at Lou		3	5/8 at Lou
Bradley	1 (.333, 1x3)	5/14 vs. Oma	6 (.429OBP)	5/7 at Lou		8	None
Clement	6 (.429, 9x21)	5/6 at Lou	6 (.455OBP)	5/6 at Lou		4	5/6 at Lou
Collins	0	-	3 (.231OBP)	5/5 at Lou		3	None
Johnson	2 (.222, 2x9)	5/13 vs. Oma	5 (.435OBP)	5/8 at Lou		4	None
Jones	0	-	1 (.400OBP)	5/13 vs. Oma		3	5/8 at Lou
Krieger	0	-	0	-		4	None
Lavarney	2 (.250, 2x8)	5/13 vs. Oma	2 (.333OBP)	5/13 vs. Oma		6	None
Marabell	2 (.286, 2x7)	5/13 vs. Oma	2 (.444OBP)	5/13 vs. Oma		3	None
Mercado	2 (.333, 3x9)	5/12 vs. Oma	2 (.400OBP)	5/12 vs. Oma		8	None
Miller	2 (.667, 6x9)	5/13 vs. Oma	6 (.593OBP)	5/7 at Lou		7	None
Zimmer	0	-	3 (.500OBP)	5/12 vs. Oma		8	None

Season High Streaks		
Hitting		
Clement	6	5/6-
On Base		
Arias	9	5/4-
Errorless		
Mercado	8	5/4-
Zimmer	8	5/4-
Bradley	8	5/4-

Base Stealing									
PLAYER	2B	Att	3B	Att	H	Att	%	R	PO
Arias							-		
Bradley							-		
Clement							-		
Collins							-		
Johnson	1	1				1	100%	1	0
Jones							-		
Krieger		0	1			0	0%	0	0
Lavarney							-		
Marabell	0	1				0	0%	0	0
Mercado	2	2				2	100%	1	1
Miller							-		
Zimmer	2	3				2	67%	1	1
Team Total	6	8	0	1		6	67%	3	3



Highs and Lows, Record Breakdown

Saturday, May 15

Clippers Individual Batting

Most hits, game:	3, 7x, Miller, 5/14 vs. Omaha
Most runs, game:	2, 8x, 3 players, 5/14 vs. Omaha
Most doubles, game:	2, Mercado, 5/14 vs. Omaha
Most triples, game:	1, 2x, Clement, 5/13 vs. Omaha
Most home runs, game:	1, 10x, 5 players, 5/14 vs. Omaha
Most RBI, game:	4, Lavarney, 5/14 vs. Omaha
Most stolen bases, game:	1, 6x, Johnson, 5/13 vs. Omaha
Most walks, game:	2, 5x, Arias, 5/12 vs. Omaha
Most total bases, game:	5, 2x, Lavarney, 5/7 at Louisville
Longest hitting streak:	6, Clement, 5/6-
Longest on base streak:	9, Arias, 5/4-

Clippers Team Batting

Most runs, game:	10, 2x, 5/14 vs. Omaha
Most runs, inning:	7, 5/14 vs. Omaha
Most hits, game:	12, 2x, 5/13 vs. Omaha
Most hits, inning:	6, 5/14 vs. Omaha
Most doubles, game:	3, 3x, 5/11 vs. Omaha
Most triples, game:	1, 2x, 5/13 vs. Omaha
Most home runs, game:	5, 5/14 vs. Omaha
Most extra base hits, game:	7, 5/14 vs. Omaha
Most total bases, game:	28, 5/14 vs. Omaha
Most stolen bases, game:	2, 5/4 at Louisville
Most walks, game:	8, 2x, 5/8 at Louisville
Most strikeouts, game:	14, 5/8 at Louisville
Most runners LOB, game:	12, 2x, 5/13 vs. Omaha
Fewest hits, game:	3, 5/6 at Louisville

Clippers Individual Pitching

Most innings pitched, starter:	6.0, McCarty, 5/11 vs. Omaha
Fewest innings pitched, starter:	1.1, Allen, 5/6 at Louisville
Most innings pitched, reliever:	3.0, Garza, 5/14 vs. Omaha
Most strikeouts, starter:	6, Mejia, 5/12 vs. Omaha
Most strikeouts, reliever:	3, 6x, Garza & Gose, 5/14 vs. Omaha
Longest winning streak:	2, 2x, McCarty, 5/4-
Longest losing streak:	1, 3x, Siri, 5/13-
Most consecutive scoreless IP, starter:	8.0, McCarty, 5/4-
Most consecutive scoreless IP, reliever:	6.2, Dowdy, 5/4-
Most runs allowed:	7, Allen, 5/6 at Louisville
Most hits allowed:	6, Allen, 5/6 at Louisville
Most walks allowed:	4, 3x, Moss, 5/14 vs. Omaha
Most home runs allowed, game:	2, Mejia, 5/12 vs. Omaha

Clippers Team Pitching

Most strikeouts, game:	13, 5/14 vs. Omaha
Most walks, game:	10, 5/14 vs. Omaha
Fewest walks, game:	0, 5/11 vs. Omaha
Most runs allowed, game:	9, 5/6 at Louisville
Most runs allowed, inning:	7, 5/6 at Louisville
Most hits allowed, game:	11, 2x, 5/8 at Louisville
Most hits allowed, inning:	6, 5/6 at Louisville
Fewest hits allowed, game:	3, 5/7 at Louisville
Most home runs allowed, game:	3, 5/12 vs. Omaha

Miscellaneous

Longest winning streak:	3, 5/7-5/11
Longest losing streak:	2, 5/12-5/13
Longest game, time:	3:40, 5/8 at Louisville
Longest game, innings:	9, 9x, 5/14 vs. Omaha
Shortest game, time (9 inn.):	2:25, 5/11 vs. Omaha
Shortest game, time (7 inn.):	
Largest home crowd:	3,714, 5/14 vs. Omaha
Smallest home crowd:	2,117, 5/12 vs. Omaha
Largest winning margin:	10, 5/7 at Louisville
Largest losing margin:	9, 5/6 at Louisville
Largest comeback:	4, 5/14 vs. Omaha
Largest lead lost:	4, 5/12 vs. Omaha
Most double plays turned:	3, 5/4 at Louisville
Most double plays hit into:	2, 5/12 vs. Omaha
Most errors:	2, 5/8 at Louisville

	<u>Leading</u>	<u>Tied</u>	<u>Trailing</u>
After 6 innings:	3 - 1	2 - 1	1 - 1
After 7 innings:	4 - 1	1 - 1	1 - 1
After 8 innings:	5 - 1	1 - 1	0 - 1

1-run games:	1 - 1	3-run games:	3 - 0
2-run games:	1 - 1	Extra Innings:	0 - 0

Day games: 0 - 1 Night games: 6 - 2 DH: 0 - 0

Clippers score first:	4 - 2	Out-hitting opponents:	5 - 2
Opponent scores first:	2 - 1	Hits even:	0 - 0
Shutouts:	2 - 1	Out-hit by opponents:	1 - 1

Score at least 4 runs:	4 - 2	Commit an error:	2 - 1
Score less than 4 runs:	2 - 1	Commit no errors:	3 - 2

Last at bat wins:	2	Come from behind wins:	2
Walkoff record:	0 - 0	Losses after leading:	2

	<u>Series W-L-T</u>	<u>Series Sweeps</u>
Home	0 - 0 - 0	0 - 0
Road	1 - 0 - 0	0 - 0
Overall	1 - 0 - 0	0 - 0

Record by Day

<u>Day</u>	<u>Home</u>	<u>Road</u>	<u>Total</u>
Sunday	0 - 0	0 - 0	0 - 0
Monday	0 - 0	0 - 0	0 - 0
Tuesday	1 - 0	1 - 0	2 - 0
Wednesday	0 - 1	1 - 0	1 - 1
Thursday	0 - 1	0 - 1	0 - 2
Friday	1 - 0	1 - 0	2 - 0
Saturday	0 - 0	1 - 0	1 - 0

Record by Month




<u>Month</u>	<u>Home</u>	<u>Road</u>	<u>Total</u>
April	0 - 0	0 - 0	0 - 0
May	2 - 2	4 - 1	6 - 3
June	0 - 0	0 - 0	0 - 0
July	0 - 0	0 - 0	0 - 0
August	0 - 0	0 - 0	0 - 0
September	0 - 0	0 - 0	0 - 0
Total	2 - 2	4 - 1	6 - 3

Clippers vs. the International League

<u>West</u>	<u>Home</u>	<u>Road</u>	<u>Total</u>
Indianapolis	0 - 0	0 - 0	0 - 0
Iowa	0 - 0	0 - 0	0 - 0
Louisville	0 - 0	4 - 1	4 - 1
Omaha	2 - 2	0 - 0	2 - 2
St. Paul	0 - 0	0 - 0	0 - 0
Toledo	0 - 0	0 - 0	0 - 0
Total	2 - 2	4 - 1	6 - 3

<u>South</u>	<u>Home</u>	<u>Road</u>	<u>Total</u>
Charlotte	0 - 0	0 - 0	0 - 0
Durham	0 - 0	0 - 0	0 - 0
Gwinnett	0 - 0	0 - 0	0 - 0
Jacksonville	0 - 0	0 - 0	0 - 0
Memphis	0 - 0	0 - 0	0 - 0
Nashville	0 - 0	0 - 0	0 - 0
Norfolk	0 - 0	0 - 0	0 - 0
Total	0 - 0	0 - 0	0 - 0

<u>Runs by Inn.</u>	<u>1</u>	<u>2</u>	<u>3</u>	<u>4</u>	<u>5</u>	<u>6</u>	<u>7</u>	<u>8</u>	<u>9</u>	<u>10+</u>	<u>Total</u>
Clippers	8	1	3	5	8	1	9	8	3	0	46
Opponents	4	9	3	2	4	3	2	3	6	0	36

	 <u>Opp</u>		 <u>Opp</u>		 <u>Opp</u>
0-run inn.:	61 63	3-run inn.:	1 0	6-run inn.:	1 0
1-run inn.:	9 7	4-run inn.:	2 2	7-run inn.:	1 1
2-run inn.:	4 7	5-run inn.:	1 0	8+ run inn.:	0 0



2021 Day by Day

Saturday, May 15

Date	Opp	Result	Time Delay	Rec.	Pos.	GA/B	Att.
5/4	Lou	W, 6-3	3:01	1-0	T1st	-	2,808
5/5	Lou	W, 2-1	3:01	2-0	T1st	-	1,778
5/6	Lou	L, 9-0	2:40	2-1	T2nd	-0.5	1,841
5/7	Lou	W, 10-0	3:16	3-1	T1st	-	2,428
5/8	Lou	W, 6-3	3:40	4-1	1st	+0.5	2,582
5/9	Lou	Cancelled					
5/10	OFF DAY						
5/11	Oma	W, 2-0	2:25	5-1	1st	+1.0	2,512
5/12	Oma	L, 5-4	3:23	5-2	1st	+0.5	2,117
5/13	Oma	L, 8-6	3:38	5-3	2nd	-0.5	2,512
5/14	Oma	W, 10-7	3:10	6-3	1st	+0.5	3,714
5/15	Oma	7:05					
5/16	Oma	2:05					
5/17	OFF DAY						
5/18	Tol	6:35					
5/19	Tol	6:35					
5/20	Tol	6:35					
5/21	Tol	7:05					
5/22	Tol	7:05					
5/23	Tol	2:05					
5/24	OFF DAY						
5/25	Nas	7:05					
5/26	Nas	7:05					
5/27	Nas	7:05					
5/28	Nas	7:05					
5/29	Nas	7:05					
5/30	Nas	2:05					
5/31	OFF DAY						
6/1	Ind	7:05					
6/2	Ind	1:35					
6/3	Ind	7:05					
6/4	Ind	7:05					
6/5	Ind	7:05					
6/6	Ind	1:35					
6/7	OFF DAY						
6/8	low	7:38					
6/9	low	7:38					
6/10	low	8:08					
6/11	low	8:08					
6/12	low	8:08					
6/13	low	2:08					
6/14	OFF DAY						
6/15	Tol	7:05					
6/16	Tol	12:05					
6/17	Tol	7:05					
6/18	Tol	7:05					
6/19	Tol	7:05					
6/20	Tol	2:05					
6/21	OFF DAY						
6/22	Stp	7:05					
6/23	Stp	7:05					
6/24	Stp	7:05					
6/25	Stp	7:05					
6/26	Stp	7:05					
6/27	Stp	2:05					
6/28	OFF DAY						
6/29	Tol	7:05					
6/30	Tol	7:05					
7/1	Tol	7:05					
7/2	Tol	7:05					
7/3	Tol	7:05					
7/4	Tol	7:05					
7/5	OFF DAY						
7/6	Ind	7:05					
7/7	Ind	7:05					
7/8	Ind	7:05					
7/9	Ind	7:05					
7/10	Ind	7:05					
7/11	Ind	2:05					
7/12	OFF DAY						

Date	Opp	Result	Time Delay	Rec.	Pos.	GA/B	Att.
7/13	Stp	8:05					
7/14	Stp	8:05					
7/15	Stp	8:05					
7/16	Stp	8:05					
7/17	Stp	8:05					
7/18	Stp	3:05					
7/19	OFF DAY						
7/20	low	7:05					
7/21	low	7:05					
7/22	low	12:05					
7/23	low	7:05					
7/24	low	7:05					
7/25	low	4:05					
7/26	OFF DAY						
7/27	Nas	8:05					
7/28	Nas	8:05					
7/29	Nas	8:05					
7/30	Nas	8:05					
7/31	Nas	8:05					
8/1	Nas	7:15					
8/2	OFF DAY						
8/3	Oma	7:05					
8/4	Oma	7:05					
8/5	Oma	7:05					
8/6	Oma	7:05					
8/7	Oma	7:05					
8/8	Oma	4:05					
8/9	OFF DAY						
8/10	Tol	7:05					
8/11	Tol	12:05					
8/12	Tol	7:05					
8/13	Tol	7:05					
8/14	Tol	7:05					
8/15	Tol	4:05					
8/16	OFF DAY						
8/17	Oma	8:05					
8/18	Oma	8:05					
8/19	Oma	8:05					
8/20	Oma	8:05					
8/21	Oma	8:05					
8/22	Oma	6:05					
8/23	OFF DAY						
8/24	Mem	8:10					
8/25	Mem	8:10					
8/26	Mem	8:10					
8/27	Mem	8:10					
8/28	Mem	7:35					
8/29	Mem	3:05					
8/30	OFF DAY						
8/31	Stp	6:15					
9/1	Stp	6:15					
9/2	Stp	12:05					
9/3	Stp	7:05					
9/4	Stp	7:05					
9/5	Stp	4:05					
9/6	OFF DAY						
9/7	Gwn	6:15					
9/8	Gwn	6:15					
9/9	Gwn	6:15					
9/10	Gwn	7:05					
9/11	Gwn	7:05					
9/12	Gwn	4:05					
9/13	OFF DAY						
9/14	Tol	6:35					
9/15	Tol	6:35					
9/16	Tol	6:35					
9/17	Tol	7:05					
9/18	Tol	7:05					
9/19	Tol	2:05					