



GAME NOTES

NORTHWEST ARKANSAS NATURALS

3000 GENE GEORGE BLVD • SPRINGDALE, AR 72762 • PH: 479.927.4900 • FAX: 479.756.8088

WWW.NWANATURALS.COM /NATURALS NWANATURALS @NWANATURALS

NORTHWEST ARKANSAS NATURALS (20-33, 51-70) @ TULSA DRILLERS (22-31, 62-58)

RHP Andrew Hoffmann (7 GS, 1-3, 5.94 ERA) @ LHP John Rooney (15 GS, 4-5, 5.38 ERA)

Thursday, September 1st, 2022 • 7:05 PM (CT) First Pitch • ONEOK Field • Tulsa, Oklahoma

Game 122 of 137 • Road Game 60 of 69 • Road Record: 27-32 • Night Game Record: 40-59 • North Division Record: 31-48 • 2nd Half Record: 20-33

Streak: W1 • Last 5: 2-2 • Last 10: 6-4 • Home Record: 24-38 • Day Game Record: 11-11 • South Division Record: 20-22 • 1st Half Record: 31-37

Listen: www.milb.com/northwest-arkansas/fans/audio-listen-live • Watch: MilB.tv



UPCOMING GAMES & PITCHING PROBABLES

Friday, September 2, 2022 @ Tulsa 7:05 p.m. CT
Saturday, September 3, 2022 @ Tulsa 7:05 p.m. CT
Sunday, September 4, 2022 @ Tulsa 6:05 p.m. CT

LHP T.J. Sikkema (5 GS, 0-3, 6.41 ERA) @ RHP Landon Knack (14 GS, 2-8, 4.78 ERA)
RHP Jon Bowlan (6 GS, 1-2, 6.48 ERA) @ LHP Lael Lockhart (3 GS, 1-1, 4.95 ERA)
RHP Alec Marsh (22 GS, 1-13, 7.70 ERA) @ RHP Nick Nastrini (3 GS, 1-1, 3.24 ERA)

BY THE NUMBERS

Table with 4 columns: Stat, Value, Stat, Value. Includes AVG, ERA, HR, IP, etc.

SERIES HISTORY

Table with 2 columns: Series, Record. Includes NWA ALL-TIME vs. Drillers, 2022 vs. Drillers, etc.

Table with 5 columns: DATE, H/R, SCORE, WIN, LOSS, SAVE. Lists game results from 6/7/22 to 9/4/22.

NATURALS PR DEPARTMENT • NATURALS@GMAIL.COM

Dustin Dethlefs - Director, Marketing & PR - dustin@nwanaturals.com
Nicholas Badders - Broadcaster/Media Relations/Baseball Ops - nicholas@nwanaturals.com
Adam Annarotone - Creative Services Coordinator - adam@nwanaturals.com
Game Notes Compiled by Nicholas Badders

YESTERDAY'S GAME

Scoreboard table for the game between NW Arkansas and Tulsa. Includes innings, runs, hits, errors, and LO.

Win: Kasey Kalich (2-1) Loss: Guillermo Zuniga (3-3) Save: Yefri Del Rosario (6)

TULSA, OK - The Northwest Arkansas Naturals went back-and-forth with the Tulsa Drillers but came out ahead, for a 6-5 win at ONEOK Field on Wednesday night.

- Second baseman Robbie Glendinning went 2-for-5 and drove in the first five runs of the game for Northwest Arkansas. Down by a run in the third, he connected on a three-run, go-ahead home run. His 19th homer of the year was not the end of his night offensively, as the Australian added two more runs of insurance in the seventh with a two-run double.
- Starting pitcher Anthony Veneziano pitched into the seventh for both the second time this season and his career, with 6.2 innings while striking out eight. Between the second and fourth innings, he retired eight straight and found himself at just 78 pitches through six innings, but ran into trouble in the seventh as the Drillers managed to tie the game up 5-5 with three runs, just two earned to Veneziano.
- After Kasey Kalich recorded the final out of the seventh and threw a scoreless eighth, Naturals leadoff hitter Tucker Bradley opened the ninth with a line drive home run to right field, his second in as many nights and 11th of the season to put the Naturals ahead 6-5.
- Yefri Del Rosario made quick work of the Drillers in the bottom of the ninth, with a 1-2-3 frame to lock down his sixth save of the year.
- Bradley, Glendinning, CJ Alexander and Angelo Castellano each contributed two-hit games, while Alexander scored twice in the winning effort.
- John Rave and Luca Tresh each drew two walks as eight of nine Naturals starters in the lineup reached base twice.

NATURALS HITTING LEADERS

Table with 2 columns: Stat, Player. Includes GAMES, AT-BATS, RUNS, HITS, etc.

NATURALS PITCHING LEADERS

Table with 2 columns: Stat, Player. Includes WINS, LOSSES, ERA, GAMES, etc.

THIS DAY IN NATURALS HISTORY

The Naturals are 2-10 all-time when playing on September 1

On September 1, 2018, the Northwest Arkansas Naturals beat the Arkansas Travelers, 8-1 at Arvest Ballpark. Starting pitcher Jon Perrin pitched 5.2 scoreless innings and struck out seven, while allowing just one walk and three hits. Catcher Xavier Fernández led the way at the plate, as he went 4-for-4 with a pair of doubles and an RBI. Third baseman Kelvin Gutiérrez and left fielder Anderson Miller both homered, solo shots in the second and sixth innings respectively. Along with Fernández, Gutiérrez and Miller, first baseman Samir Dueñez was one five players with a multi-hit game, as he went 2-for-5 with 3 RBI, on singles in the third and sixth innings.

HOME/AWAY

Table with 2 columns: Type, Record. Home Games: 24-38, Away Games: 27-32.

TIME OF DAY

Table with 2 columns: Type, Record. Night Games: 40-59, Day Games: 11-11.

MONTH

Table with 2 columns: Month, Record. April: 9-11, May: 13-12, June: 10-16, July: 8-16, August: 11-15, September: 11-15.

OPPONENT

Table with 2 columns: Opponent, Record. vs. Amarillo: 5-7, vs. Arkansas: 6-12, vs. Corpus Christi: 4-8, vs. Frisco: 4-2, vs. Midland: 4-2, vs. San Antonio: 3-3, vs. Springfield: 8-16, vs. Tulsa: 11-9, vs. Wichita: 6-11.

DAY OF THE WEEK

Table with 2 columns: Day, Record. on Monday: 1-0, on Tuesday: 7-12, on Wednesday: 10-9, on Thursday: 4-16, on Friday: 10-11, on Saturday: 8-13, on Sunday: 11-9.

THIS ROAD TRIP

Table with 2 columns: Stat, Value. Record: 1-1, Team Batting Average: (.238), Home Runs: 3, Runs/Runs Per Game: 9/4.50, Team ERA: 4.76, Strikeouts: 18, Saves/Opportunities: 1/2.

THIS WEEK IN NATURALS BASEBALL

Table with 7 columns: Day, Date, Location, Time. Monday 8/29 OFF, Tuesday 8/30 @ Tulsa L, 7-3, Wednesday 8/31 @ Tulsa W, 6-5, Thursday 9/1 @ Tulsa 7:05 PM, Friday 9/2 @ Tulsa 7:05 PM, Saturday 9/3 @ Tulsa 7:05 PM, Sunday 9/4 @ Tulsa 6:05 PM.



FOLLOW THE LEADER

Manager Chris Widger enters his first season at the helm of the Naturals, after previous stops in *Advanced Rookie* Burlington (2019) and *High-A* Quad Cities (2021) managing Royals affiliates.

- 13 of the Naturals' 26 active players played for Widger with the Quad Cities River Bandits last season.
- 3 of the Naturals' 26 active players played under Widger with the Burlington Royals, then in Quad Cities and now in Northwest Arkansas: **Jonah Dipoto, Jake Means** and **John Rave**.

EXTREME ENDS OF THE SPECTRUM

When looking at the Naturals' numbers one game to the next, it appears rather black and white with what leads to a win or loss.

- When scoring seven runs or more, the Naturals are 38-10, while when scoring six runs or less, just 13-61.
- The Naturals are 35-15 when recording 10 hits or more, but when they get nine hits or less, are just 16-55.
- The Naturals are 46-14 when out-hitting their opponent or hits are tied, but 5-56 when out-hit by their opponent.
- When the Naturals score first, they are 31-23, whereas 20-47 when the opponent scores first ... the team that scores first in through 121 Naturals games is 78-43 (.645 winning percentage).

ONE RUN GOES A LONG WAY

The Naturals are 7-18 in one-run games this season, meaning 18 of their 70 losses (25.71%) this season have been decided by just one run.

- The Naturals have had the tying run at the plate or on base in 23 losses this season (including 14 of their one-run losses).

Yo, YOU WANNA SEE SOME REAL SPEED?

Through 121 games, the Naturals have stolen *156 bases in 194 attempts* (average 1.29 steals/game, 80.41% success rate).

- 156 steals is second in the Texas League, ranks sixth in Double-A and 33rd in the Minors.
- The Naturals have stolen at least one base in 80 of 121 games this season (66.12%), including 39 games with two or more steals ... the team stole a season-high six bases on July 6 vs. Tulsa with a pair of five-steal games as well this season.
- The Naturals have pulled off a double steal 18 times, meaning 36 of 156 steals this year (23.08%) have come on a double-steal.
- Naturals players have stolen multiple bases in a game 16 times, SIX of those occasions being Maikel Garcia ... **Tucker Bradley** had the first three-steal game of the season (and of his career) on July 9 vs. Tulsa.
- Maikel Garcia's** 27 steals (in 30 attempts) still ranks sixth in the Texas League, **Nick Loftin's** 24 (in 27 attempts) ranks eighth in the league.

TUCK(ER) AND ROLL

Naturals outfielder **Tucker Bradley** has been consistent from the start of the season and established himself as one of the team's most reliable hitters.

- Bradley has reached base at least once in 86 of 105 games played this season (81.90%) and reached base multiple times on a team-best 53 occasions ... he has hits in 73 of 105 games and has a team-best 32 multi-hit games, as well as 15 multi-run games and 11 multi-RBI games.
- Bradley's .289 batting average leads qualified active Naturals hitters ... his 112 hits rank third among Kansas City's minor league hitters, while .289 average ranks fourth and 22 doubles are tied fourth, a .373 on-base percentage is fifth, 36 extra-base hits are tied sixth, 173 total bases rank seventh, 68 runs scored are tied seventh and a .820 OPS is ninth.
- The Georgia native has hit first in the order 36 games this year, which ranks second behind Maikel Garcia (76) ... when hitting first, Bradley is a .265 hitter (39-for-147) with a .365 on-base percentage and .780 OPS.
- Four of Bradley's 11 home runs this year came in the month of August, on 8/20 and 8/21, as well as 8/30 and 8/31 ... four homers last month ties a career-high of home runs in a month, which he also accomplished in May 2022.

TYLER, THE CREATOR (OF RUNS)

Naturals outfielder **Tyler Gentry** has been one of the best hitters in the Kansas City Royals' system this season, with an incredible impact since joining the Naturals in June.

- Among qualified full-season Minor League hitters, Gentry ranks 12TH in batting average (.323), as does his .426 on-base percentage* when you combine his stats between Northwest Arkansas and Quad Cities (A+).
- He is the Royals' organization leader in batting average (.323), slugging percentage (.535) and OPS (.961), while he ranks second in on-base percentage (.426) behind Logan Porter's .433 ... his 184 total bases between the River Bandits and Naturals are tied second in the system, 18 home runs are tied third and 71 runs batted in are tied fourth.
- Gentry has reached base in 53 of 58 games (91.38%), including 25 straight games ... he has hits in 41 of his 58 games with the Naturals, with already 20 multi-hit games.
- In 58 games since his call-up to Double-A on June 14, Gentry is batting .315 (68-for-216) with 11 doubles, 13 home runs and 48 runs batted in, with a .967 OPS ... he's driven in at least one run in 28 of 58 games, with 11 multi-RBI games.
- Gentry leads the Naturals in nearly every category since joining the team, with the highest average (.315), most total bases (118), most home runs (13) and most runs batted in on the team (48) ... his 48 RBI and 118 TB are third in the Texas League since June 14, while a .966 OPS is fifth and his 13 homers rank tied sixth since his promotion to Double-A.
- Tyler has compiled the two longest on-base streaks among Naturals hitters this season, including an active 25-game stretch that ranks tied for the sixth-longest in franchise history ... since July 30, he is hitting .318 (28-for-88) with seven extra-base hits and 20 walks, for a .470 on-base percentage over the last 25 games, the longest active streak in the Texas League and tied for the eighth-longest this year... between June 26 and July 17, he reached safely in 18 consecutive games, batting .382 (26-for-68) with 10 extra-base hits and 12 walks, with an on-base percentage of .459 in that span.

ALEXANDER THE GREAT

Infielder **CJ Alexander** has quickly heated up at the plate since joining the Naturals in a trade last month from Atlanta.

- When combining his number between the Naturals and Mississippi Braves (Double-A), he has a career-best 24 home runs and 80 runs batted in ... among all Double-A hitters this year, he ranks tied third in RBI and tied sixth in home runs.
- In 35 games with the Naturals, the corner infielder is hitting .264 (38-for-144) with 17 extra-base hits (nine home runs) and 37 runs batted in, with 27 runs scored as well.
- He has hits in 24 of 35 games with the Naturals, 13 of which are multi-hit performances, while he's driven in runs in 15 of 35 games, including already 11 multi-RBI games.
- Today, Alexander was named the Naturals' August Player of the Month ... over 21 games in the month of August, Alexander hit .297 (27-for-91) with eight home runs and 29 runs batted in ... *29 RBI led both the Texas League and all Double-A hitters last month, while tied second among all full-season Minor League hitters ... his 8 HR were tied for the league lead, tied third in Double-A and tied tenth in the minors ... 57 total bases last month were tied fourth in Texas League and tied seventh in Double-A.*
- CJ homered in four straight games at home against Tulsa, August 3 to 6 ... he is the third Natural this season and just the sixth all-time to homer in four consecutive games.
- Alexander began his Naturals tenure 0-for-12 over his first three games, then homered on July 16 @ Corpus Christi for his first hit with the team and went 4-for-10 in his next two games.

NUMERICAL QUICK ROSTER

#	PLAYER	POS	B/T
1	Rave, John	OF	L/L
2	Cropley, Tyler	C	R/R
4	McCullough, Morgan	INF	L/R
7	Guzmán, Jeison	INF	R/R
8	Hernández, Diego	OF	L/L
9	Means, Jake	INF	R/R
11	Tresh, Luca	C	R/R
12	Bradley, Tucker	OF	L/L
15	Marsh, Alec	RHP	R/R
13	Eldred, C.J.	RHP	S/R
16	Glendinning, Robbie	INF	R/R
17	Castellano, Angelo	INF	R/R
19	Gentry, Tyler	OF	R/R
21	Lacy, Asa (7-IL)	LHP	L/L
22	Woods Jr., Stephen	RHP	R/R
25	Matias, Seuly	OF	R/R
26	Alexander, CJ	INF	L/R
27	Pennington, Walter (7-IL)	LHP	L/L
28	Sikkema, T.J.	LHP	L/L
32	Veneziano, Anthony	LHP	L/L
31	Márquez, Emilio	LHP	L/L
33	Klein, Will	RHP	R/R
34	Hoffmann, Andrew	RHP	R/R
35	Webb, Nate	RHP	R/R
38	Biasi, Dante (DEV)	LHP	L/L
39	Kalich, Kasey	RHP	R/R
40	Bowlan, Jon	RHP	R/R
44	Stupienski, Gavin (DEV)	INF/C	L/R
45	Del Rosario, Yefri	RHP	R/R
51	Chamberlain, Christian (DEV)	LHP	L/L
55	Dipoto, Jonah	RHP	R/R

ALPHABETICAL QUICK ROSTER

#	PLAYER	POS	B/T
26	Alexander, CJ	INF	L/R
38	Biasi, Dante (DEV)	LHP	L/L
40	Bowlan, Jon	RHP	R/R
12	Bradley, Tucker	OF	L/L
17	Castellano, Angelo	INF	R/R
51	Chamberlain, Christian (DEV)	LHP	L/L
2	Cropley, Tyler	C	R/R
45	Del Rosario, Yefri	RHP	R/R
55	Dipoto, Jonah	RHP	R/R
13	Eldred, C.J.	RHP	R/R
19	Gentry, Tyler	OF	R/R
16	Glendinning, Robbie	INF	R/R
7	Guzmán, Jeison	INF	S/R
8	Hernández, Diego	OF	L/L
34	Hoffmann, Andrew	RHP	R/R
39	Kalich, Kasey	RHP	R/R
33	Klein, Will	RHP	R/R
21	Lacy, Asa (7-IL)	LHP	L/L
31	Márquez, Emilio	LHP	L/L
15	Marsh, Alec	RHP	R/R
25	Matias, Seuly	OF	R/R
4	McCullough, Morgan	INF	L/R
9	Means, Jake	INF	R/R
27	Pennington, Walter (7-IL)	LHP	L/L
1	Rave, John	OF	L/L
28	Sikkema, T.J.	LHP	L/L
44	Stupienski, Gavin (DEV)	INF/C	L/R
11	Tresh, Luca	C	R/R
32	Veneziano, Anthony	LHP	L/L
35	Webb, Nate	RHP	R/R
22	Woods Jr., Stephen	RHP	R/R

BATTING

LEFTIES	6
RIGHTIES	7
SWITCH	1

PITCHING

LEFTIES	11
RIGHTIES	7

PRO-NUN-SEE-AY-SHUNS

- | | | | |
|---|---|---|--|
| 4 MORGAN McCULLOUGH (<i>muh-KULL-uh</i>) | 21 ASA LACY (<i>AY-sub</i>) | 38 DANTE BIASI (<i>bee-AW-zee</i>) | 55 JONAH DIPOTO (<i>dih-POH-to</i>) |
| 7 JEISON GUZMÁN (<i>Jason GOOZ-mahn</i>) | 25 SEULY MATIAS (<i>soo-lee mah-TEE-as</i>) | 39 KASEY KALICH (<i>call-ick</i>) | BENCH COACH 23: MIKE JIRSCHLE (<i>jursh-LEE</i>) |
| 13 C.J. ELDRED (<i>el-DRID</i>) | 28 T.J. SIKKEMA (<i>SICK-um-uh</i>) | 40 JON BOWLAN (<i>bowl-in</i>) | |
| 16 ROBBIE GLENDINNING (<i>glin-DEN-ing</i>) | 31 EMILIO MÁRQUEZ (<i>eh-MEE-lee-oh MAHR-keh-z</i>) | 44 GAVIN STUPIENSKI (<i>stew-PIN-ski</i>) | |
| 17 ANGELO CASTELLANO (<i>kass-tay-AHN-oh</i>) | 32 ANTHONY VENEZIANO (<i>va-nee-z-ee-ah-no</i>) | 45 YEFRI DEL ROSARIO (<i>Jeffry</i>) | |



NATURALS HARDWARE SHELF

Players of the Month

TBD

Pitchers of the Month (1)

May: LHP Drew Parrish ... started five games and went 3-1 with a 0.59 ERA (2 ER in 30.2 IP) ... only allowed 15 hits and four walks, while striking out 29 opposing hitters ... among qualified Texas League pitchers, threw the most innings and had the lowest ERA and WHIP (0.62), while holding opponents to a .144 average.

Players of the Week (3)

April 25 to May 1: 2B Michael Massey ... hit .417 (10-for-28) across six games with a league-best 19 total bases and nine runs batted in, while tied for the Texas League lead with 10 hits. His 1.221 OPS ranked third among players with at least 20 at-bats, while his .417 average tied for second among that same group.

May 23 to May 29: 2B Michael Massey ... hit a league-best .481 (13-for-27) across six games in Midland, while tied for the league lead with 19 total bases. He drove in nine runs as well, doubling three times with one home run, a go-ahead grand slam on May 24 and collected multiple hits in each of the first five games of the series.

June 27 to July 3: OF Tyler Gentry ... hit .435 (10-for-23) with two doubles, four home runs and 11 runs batted in, which was tied for the most in the league. Recorded 24 total bases with a 1.043 slugging percentage 1.543 OPS.

Pitchers of the Week (5)

May 2 to May 8: LHP Drew Parrish ... threw 7.0 scoreless innings on May 7 @ Springfield ... held the Cardinals to just two hits and one walk while striking out four. He retired the first eight he faced and the final five, with five 1-2-3 frames.

May 9 to May 15: LHP Drew Parrish ... threw 7.0 scoreless innings on May 13 vs. Wichita ... held the Wind Surge to just three hits and no walks while striking out nine. Between the second and sixth innings, he retired 13 straight batters, retiring the side 1-2-3 in the first inning, as well as the third through sixth.

June 6 to June 12: LHP Anthony Veneziano ... threw 7.0 scoreless innings in a complete-game shutout on June 9 @ Tulsa ... held the Drillers to just three hits and one walk while striking out five, on 79 pitches. Retired the final eight hitters he faced and 11 of the last 12, only needing five pitches for a 1-2-3 seventh inning to end the night.

July 25 to July 31: LHP Dante Biasi ... threw 5.0 scoreless innings on July 27 @ Wichita in an eventual 5-0 shutout win ... held the Wind Surge to just one hits and three walks while striking out five, on 79 pitches, his second straight scoreless start.

August 22 to August 28: RHP Jon Bowlan ... threw 5.0 scoreless innings on August 28 vs. Springfield in an eventual 7-2 win ... held the Cardinals to just two hits and two walks while striking out two, his first scoreless start.

TOOLS TEAM

Three Naturals players were listed in *Baseball America's* 2022 Best Tools Survey of the Kansas City Royals' organization.

- RHP Will Klein is rated as having the "Best Fastball" in the system.
- LHP Asa Lacy is rated as having the "Best Slider" in the system.
- RF Seuly Matias is rated as having the "Best Outfield Arm" in the system.

QUICK FACTS

Founded 2008
 Colors Navy Blue, Burgundy, Gold and White
 League Texas League (Since 2008)
 Ownership Rich Entertainment Group
 General Manager Justin Cole (9th Season)
 Home Ballpark (Capacity) Arvest Ballpark (7,350, 6,500 seats)
 Dimensions LF- 327 LCF- 377 CF- 400 RCF- 378 RF- 325
 Wall Heights LF-LCF: 9 feet CF: 11 feet RCF-RF: 9 feet

ROSTER BREAKDOWN
















Age 20.....0	Native of Australia.....1
Age 21.....1	Native of Dominican Republic.....4
Age 22.....4	Native of United States.....24
Age 23.....4	Native of Venezuela.....2
Age 24.....9	Acquired by Royals via Free Agency.....13
Age 25.....5	(International).....4 (Minor League).....7 (Undrafted).....2
Age 26.....4	Acquired by Royals via Trade.....5
Age 27.....3	Acquired by Royals via First Year Player Draft.....13
Age 28.....1	(High School).....1 (Rounds 1-5).....7 (2016-18 Drafts).....2
Age 29.....0	(2nd Year/College).....0 (Rounds 6-10).....4 (2019 Draft).....6
Average Age24 Years 106 Days	(3rd Year/College).....12 (Rounds 11-20).....1 (2020 Draft).....4
Median Age24	(4th+ Year/College).....2 (Rounds 21-40).....3 (2021 Draft).....1

ROYALS TOP-30 PROSPECTS (RANKING ACCORDING TO MLB PIPELINE)

10 of the Naturals 28 active players appear on a Top-30 Royals prospects ranking.

#	PLAYERS (POSITION)	OVERALL RANKING	BASEBALL AMERICA RANKING
10	Tyler Gentry (OF)		Royals 12 th
12	Asa Lacy (LHP) (7-Day IL)		Royals 10 th
13	Jon Bowlan (RHP)		Royals 8 th
18	Andrew Hoffmann (RHP)		Royals 15 th
19	Luca Tresh (C)		Royals 18 th
20	T.J. Sikkema (LHP)		Royals 25 th
23	Alec Marsh (RHP)		Royals 13 th
24	Diego Hernández (OF)		Royals 30 th
27	Tucker Bradley (OF)		—
—	Yefri Del Rosario (RHP)		Royals 21 st

UNIFORM RECORDS

 Navy/Red (35-39) Home: 18-21 Road: 17-18	 Red (10-14) Home: 0-0 Road: 10-14	 White/Navy (4-10) Home: 4-10 Road: 0-0	 Los Naturales Home: 0-2 Road: 0-0	 Growlin' Chickens Home: 1-1 Road: 0-0	 Fauxback Home: 0-1 Road: 0-0	 July 4th Home: 1-0 Road: 0-0	
 White (18-19) Home: 18-19 Road: 0-0	 Grey (11-14) Home: 0-0 Road: 11-14	 Navy (21-30) Home: 5-12 Road: 16-18	 Los Naturales Home: 0-2 Road: 0-0	 Growlin' Chickens Home: 1-1 Road: 0-0	 Fauxback Home: 0-1 Road: 0-0	 Star Wars Home: 1-0 Road: 0-0	 Marvel Home: 0-1 Road: 0-0
HOME UNIFORM COMBINATIONS				ROAD UNIFORM COMBINATIONS			
Navy/Red Hat & White Jersey: 14-14		Navy/Red Hat & Navy Jersey: 4-7		Navy/Red Hat & Grey Jersey: 7-4		Navy/Red Hat & Navy Jersey: 10-14	
White Hat & White Jersey: 3-5		White Hat & Navy Jersey: 1-5		Red Hat & Grey Jersey: 4-10		Red Hat & Navy Jersey: 6-4	
Red Hat & White Jersey: 0-0		Red Hat & Navy Jersey: 0-0		Specialty/Theme Uniforms: 2-6			

NATURALS IN-SEASON BIRTHDAYS

APRIL (4) 4/14 – Walter Pennington (24) 4/14 – Jake Means (26) 4/25 – Kasey Kalich (24) 4/28 – Emilio Márquez (24)	MAY (6) 5/6 – Tucker Bradley (24) 5/6 – C.J. Eldred (27) 5/7 – Derrick Lewis (46) 5/14 – Alec Marsh (24) 5/14 – Christian Colón (33) 5/21 – Chris Widger (51)	JUNE (2) 6/2 – Asa Lacy (23) 6/10 – Stephen Woods Jr. (27)	JULY (3) 7/17 – CJ Alexander (26) 7/20 – Christian Chamberlain (23) 7/25 – T.J. Sikkema (24)	AUGUST (2) 8/20 – Noah Murdock (24) 8/20 – Nate Webb (25)	SEPTEMBER (4) 9/1 – Anthony Veneziano (25) 9/3 – Jonah Dipoto (26) 9/4 – Seuly Matias (24) 9/23 – Yefri Del Rosario (23)
---	--	---	--	--	---



2022 BREAKING ROSTER

Pitchers (16): LHP Dante Biasi, LHP Holden Capps, RHP Christian Cosby, RHP Yefri Del Rosario, RHP Jonah Dipoto, RHP Zach Haake, LHP Asa Lacy, RHP Alec Marsh, LHP Drew Parrish, LHP Zack Phillips, RHP Andrés Sotillet, LHP Anthony Veneziano, RHP Nate Webb, RHP Zach Willeman, RHP Stephen Woods Jr. and LHP Ángel Zerpa

Catchers (3): Tyler Cropley, Sebastian Rivero, Logan Porter

Infielders (7): Nate Eaton, Maikel Garcia, Robbie Glendinning, Ryan Grotjohn, Michael Massey, Jake Means, Gavin Stupienski

Outfielders (4): Tucker Bradley, Nick Loftin, Seuly Matias, John Rave

1st HALF

- 4/4 Kansas City Royals announce Breaking Roster
- 4/8 LHP **Holden Capps** placed on the development list
INF **Gavin Stupienski** placed on the development list
- 4/12 RHP **Nate Webb** placed on the 7-day injured list
- 4/15 LHP **Holden Capps** activated from the development list
- 4/19 C **Tyler Cropley** placed on the 7-day injured list
RHP **Christian Cosby** placed on the 7-day injured list
INF **Gavin Stupienski** activated from the development list
- 4/21 LHP **Walter Pennington** transferred to NW Arkansas (AA) from Quad Cities (A+)
- 4/23 RHP **Zach Haake** placed on the 7-day injured list
RHP **Patrick Halligan** transferred to NW Arkansas (AA) from Columbia (A)
- 4/26 RHP **Patrick Halligan** transferred to Quad Cities (A+) from NW Arkansas (AA)
- 4/28 RHP **Andrés Sotillet** transferred to Omaha (AAA) from NW Arkansas (AA)
- 5/3 INF **Ryan Grotjohn** placed on the Development List
INF **Brhet Bewley** activated from the Quad Cities Injured List and transferred to NW Arkansas (AA)
LHP **Patrick Smith** transferred to NW Arkansas (AA) from Quad Cities (A+)
LHP **Marcelo Martinez** transferred to NW Arkansas (AA) from Omaha (AAA)
- 5/8 C **Sebastian Rivero** recalled by Kansas City (MLB) from NW Arkansas (AA)
- 5/9 C **Sebastian Rivero** optioned to NW Arkansas (AA)
C **Sebastian Rivero** recalled by Kansas City (MLB) from NW Arkansas (AA)
- 5/10 LHP **Asa Lacy** placed on the 7-day injured list
INF **Ryan Grotjohn** activated from the Development List
- 5/13 C **Sebastian Rivero** optioned to NW Arkansas (AA)
- 5/14 LHP **Patrick Smith** placed on the Development List
RHP **Will Klein** activated from the 7-day injured list
- 5/17 C **Sebastian Rivero** recalled by Kansas City (MLB) from NW Arkansas (AA)
- 5/21 LHP **Marcelo Martinez** transferred to Omaha (AAA) from NW Arkansas (AA)
- 5/24 LHP **Patrick Smith** transferred to Quad Cities (A+) from NW Arkansas (AA)
RHP **Andrés Sotillet** transferred to NW Arkansas (AA) from Omaha (AAA)
- 5/26 OF **John Rave** transferred to Omaha (AAA) from NW Arkansas (AA)
INF **Nate Eaton** transferred to Omaha (AAA) from NW Arkansas (AA)
- 5/28 C **Sebastian Rivero** optioned to NW Arkansas (AA)
- 5/31 RHP **Christian Cosby** activated from the 7-day injured list
LHP **Christian Chamberlain** transferred to NW Arkansas (AA) from Quad Cities (A+)
RHP **Zach Willeman** transferred to Omaha (AAA) from NW Arkansas (AA)
- 6/1 OF **Parker Bates** transferred to NW Arkansas (AA) from Quad Cities (A+)
RHP **Andrés Sotillet** transferred to Omaha (AAA) from NW Arkansas (AA)
- 6/3 LHP **Drew Parrish** transferred to Omaha (AAA) from NW Arkansas (AA)
RHP **Noah Murdock** transferred to NW Arkansas (AA) from Quad Cities (A+)
- 6/4 OF **John Rave** transferred to NW Arkansas (AA) from Omaha (AAA)
- 6/7 OF **Parker Bates** transferred to Quad Cities (A+) from NW Arkansas (AA)
- 6/10 RHP **Andrés Sotillet** transferred to NW Arkansas (AA) from Omaha (AAA)
LHP **Ángel Zerpa** recalled by Kansas City (MLB) from NW Arkansas (AA)
- 6/12 LHP **Ángel Zerpa** optioned to NW Arkansas (AA)
OF **Seuly Matias** placed on the 7-day injured list
- 6/14 INF **Michael Massey** transferred to Omaha (AAA) from NW Arkansas (AA)
OF **Tyler Gentry** transferred to NW Arkansas (AA) from Quad Cities (A+)
C **Tyler Cropley** activated from the 7-day injured list
LHP **Gabe Speier** transferred to NW Arkansas (AA) on Major League Rehab
RHP **Matt Peacock** transferred to NW Arkansas (AA) on Major League Rehab
- 6/17 LHP **Gabe Speier** returned from Rehab Assignment to Kansas City (MLB) from NW Arkansas (AA)
RHP **Matt Peacock** returned from Rehab Assignment to Kansas City (MLB) from NW Arkansas (AA)
- 6/19 OF **Seuly Matias** activated from the on the 7-day injured list
C **Gavin Stupienski** placed on the Development List
LHP **Jake Brentz** transferred to NW Arkansas (AA) on Major League Rehab
- 6/23 RHP **Christian Cosby** transferred to Quad Cities (A+) from NW Arkansas (AA)
LHP **Marcelo Martinez** transferred to NW Arkansas (AA) from Omaha (AAA)
- 6/24 LHP **Jake Brentz** returned to Kansas City (MLB) from his rehab assignment.
- 6/25 LHP **Marcelo Martinez** transferred to Omaha (AAA) from NW Arkansas (AA)

2nd HALF

- 6/27 LHP **Holden Capps** released
LHP **Eric Skoglund** reinstated from AAA rehab assignment and transferred to NW Arkansas (AA)
- 6/30 RHP **Nate Webb** returned from rehab assignment and activated off the 7-day injured list
- 7/9 RHP **Yefri Del Rosario** placed on the Development List
RHP **Zach Haake** returned from rehab assignment and activated off the 7-day injured list
- 7/11 LHP **Ángel Zerpa** recalled by Kansas City (MLB) from NW Arkansas (AA)
RHP **Andrew Hoffmann** acquired in trade from Atlanta and assigned to NW Arkansas (AA)
INF **CJ Alexander** acquired in trade from Atlanta and assigned to NW Arkansas (AA)
- 7/12 LHP **Ángel Zerpa** optioned to NW Arkansas (AA)
RHP **Stephen Woods Jr.** transferred to Omaha (AAA) from NW Arkansas (AA)
OF **John Rave** transferred to Omaha (AAA) from NW Arkansas (AA)
INF **Morgan McCullough** transferred to NW Arkansas (AA) from Quad Cities (A+)
LHP **Zack Phillips** placed on the Development List
INF **Ryan Grotjohn** placed on the Development List
C/INF **Gavin Stupienski** activated from the Development List
- 7/14 INF **Maikel Garcia** recalled by Kansas City (MLB) from NW Arkansas (AA) as substitute player
C **Sebastian Rivero** recalled by Kansas City (MLB) from NW Arkansas (AA) as substitute player
LHP **Ángel Zerpa** recalled by Kansas City (MLB) from NW Arkansas (AA) as substitute player
LHP **Asa Lacy** returned from rehab assignment and activated off the 7-day injured list
LHP **Emilio Márquez** transferred to NW Arkansas (AA) from Quad Cities (A+)
- 7/15 LHP **Ángel Zerpa** returned to NW Arkansas (AA)
- 7/18 LHP **Ángel Zerpa** optioned and transferred to Omaha (AAA) from NW Arkansas (AA)
LHP **Eric Skoglund** transferred to Omaha (AAA) from NW Arkansas (AA)
OF **John Rave** transferred to NW Arkansas (AA) from Omaha (AAA)
RHP **Stephen Woods Jr.** transferred to NW Arkansas (AA) from Omaha (AAA)
INF **Maikel Garcia** optioned to NW Arkansas (AA) from Kansas City (MLB)
C **Sebastian Rivero** optioned to NW Arkansas (AA) from Kansas City (MLB)
C/INF **Gavin Stupienski** placed on the Development List
LHP **Emilio Márquez** transferred to Quad Cities (A+) from NW Arkansas (AA)
INF **Morgan McCullough** transferred to Quad Cities (A+) from NW Arkansas (AA)
- 7/22 RHP **Yefri Del Rosario** activated from the Development List
- 7/26 RHP **Andrés Sotillet** transferred to Omaha (AAA) from NW Arkansas (AA)
RHP **Jon Bowlan** transferred to NW Arkansas (AA) from Quad Cities (A+)
LHP **Zack Phillips** activated off Development list and transferred to Quad Cities (A+) from NW Arkansas (AA)
- 7/28 INF **Maikel Garcia** recalled by Kansas City (MLB) from NW Arkansas (AA)
- 7/29 LHP **T.J. Sikkema** transferred to NW Arkansas (AA) from Quad Cities (A+)
- 8/1 INF **Ryan Grotjohn** released
INF **Morgan McCullough** transferred to NW Arkansas (AA) from Quad Cities (A+)
RHP **Noah Murdock** placed on the development list
- 8/3 C **Sebastian Rivero** recalled by Kansas City (MLB) from Northwest Arkansas (AA)
- 8/9 C **Logan Porter** transferred to Omaha (AAA) from NW Arkansas (AA)
INF/OF **Nick Loftin** transferred to Omaha (AAA) from NW Arkansas (AA)
INF **Angelo Castellano** transferred to NW Arkansas (AA) from Omaha (AAA)
C **Luca Tresh** transferred to NW Arkansas (AA) from Quad Cities (A+)
OF **Diego Hernández** transferred to NW Arkansas (AA) from Quad Cities (A+)
- 8/10 C **Sebastian Rivero** optioned to NW Arkansas (AA) from Kansas City (MLB)
LHP **Christian Chamberlain** placed on the development list
- 8/12 RHP **Alec Marsh** placed on the development list
RHP **Kasey Kalich** transferred to NW Arkansas (AA) from Quad Cities (A+)
- 8/14 LHP **Anthony Veneziano** placed on the development list
- 8/17 RHP **Alec Marsh** activated from the development list
- 8/18 LHP **Walter Pennington** placed on the Injured List
LHP **Emilio Márquez** transferred to NW Arkansas (AA) from Quad Cities (A+)
- 8/22 INF **Brhet Bewley** released
INF **Jeison Guzmán** transferred to NW Arkansas (AA) from ACL Royals (R)
- 8/23 LHP **Dante Biasi** placed on the development list
RHP **C.J. Eldred** activated from 60-Day Injured List
C **Sebastian Rivero** recalled by Kansas City (MLB) from Northwest Arkansas (AA)
- 8/25 LHP **Anthony Veneziano** activated from the development list
LHP **Asa Lacy** placed on the 7-day injured list
- 8/30 LHP **Zach Haake** transferred to Omaha (AAA) from NW Arkansas (AA)



#36 CHRIS WIDGER • MANAGER

- Chris Widger will manage the Naturals after guiding the River Bandits to a High-A Central championship in their first season as a Kansas City affiliate in 2021. In doing so, he was named the Minor League Manager of the Year by *Baseball America* following the 2021 season.
- 2022 marks Widger's seventh year in the Royals' organization, as he was slated to manage Advanced-A Wilmington in 2020 and led Burlington to the Appalachian League Championship Series in his first season as Manager in 2019. Prior to that, he was Wilmington's Bench Coach from 2016-18.
- Before joining the Royals organization, he managed the Independent League Camden Riversharks in 2015 and was their Pitching Coach from 2012-14.
- A third-round pick by Seattle in the 1992 Draft, Widger played in parts of 10 seasons in the Majors with the Mariners (1995-96, 2000), Expos (1997-2000), Yankees (2002), Cardinals (2003), White Sox (2005-06) and Orioles (2006), winning a World Series with Chicago in 2005.
- Widger and his wife, Whitney, reside in Pennsville, N.J., with their children: C.J., Ashlynn and Skylar.



#43 DERRICK LEWIS • PITCHING COACH

- Derrick Lewis is in his third season with the Royals' organization and second as pitching coach at Northwest Arkansas.
- He spent the previous 16 seasons in the Atlanta Braves' organization, the first 14 as a Minor League pitching coach and the last two as the Pitching Coordinator.
- Pitching coach timeline: 2004-07: GCL Braves (Gulf Coast League, RK)... 2008-10: Danville Braves (Appalachian League, RK)... 2011-13: Rome Braves (South Atlantic League, A)... 2014: Lynchburg Hillcats (Carolina League, A+)... 2015-2016: Carolina Mudcats (Carolina League, A+)... 2017: Mississippi Braves (Southern League, AA)
- He played seven seasons in the Braves' organization from 1997-2003, after being selected in the 20th round of the 1997 draft.
- Lewis and his wife, Roslyn, reside in Charlotte, North Carolina, with their daughter, Skye and Son, Lake.



#6 ABRAHAM NÚÑEZ • HITTING COACH

- Abraham Núñez enters his fourth season as Northwest Arkansas' hitting coach after serving in the same capacity with High-A Wilmington (2015-2018), Class-A Lexington (2014), Rookie Advanced Burlington (2013) and the Dominican Royals (2012).
- Núñez played for parts of 12 seasons in the Majors with the Pirates (1997-2004), Cardinals (2005), Phillies (2006-2007) and Mets (2008). A switch-hitter, he owns a career average of .242 as a utility infielder in the big leagues, primarily playing third base, but could play all four infield positions.
- His best season came in 2005 when he batted .285 in 139 games for the National League Champion St. Louis Cardinals.
- Lifetime .346 (9-for-28) hitter in the postseason, including the 2005 National League Championship Series with St. Louis when he hit .385, though did not play in the World Series.
- Born in Santo Domingo, Dominican Republic, he now resides in Hudson, Massachusetts.



#24 CHRISTIAN COLÓN • ASSISTANT HITTING COACH

- Christian Colón returns to the organization as the Naturals Assistant Hitting Coach in 2022, following a 12-year professional career.
- He was the Royals first-round pick in the 2010 MLB Draft, scored the winning run in the 2014 AL Wild Card game and had the game-winning hit in the title-clinching Game 5 of the 2015 World Series.
- After being drafted in 2010, Colón ascended to Northwest Arkansas by 2011 and between 2011, 2012 and 2014, played 202 games for the Naturals ... in 2011, Colón led the Texas League in sacrifices (21), while leading the team in at-bats (491) and hits (126). His 21 sacrifices that season are the most a Naturals player has ever recorded in a single season, while 28 overall are tied for the club record.
- During his playing career, he made stops in Miami (2017) and Cincinnati (2019-20) ... spent 2021 with the Rich Baseball-owned Buffalo Bisons (Triple-A, Toronto) before announcing his retirement.
- He also played in parts of four seasons in the Puerto Rican Winter League.
- Christian lives in Cave Springs, Ark. (15 minutes North of Arvest Ballpark) with his wife, Kayla, and three daughters, Marley, Mia and Lucy.



#23 MIKE JIRSCHOLE • BENCH COACH

- Mike Jirschele enters his first season as the Bench Coach for Northwest Arkansas after spending last season in the same role for Manager Chris Widger in Quad Cities.
- He served as a Special Assistant to the General Manager in 2020 and was on the Royals coaching staff as the Third Base Coach from 2014-19 and won the World Series in 2015.
- Jirschele previously managed the Triple-A Omaha franchise for 11 seasons (2003-13), leading the team to four division titles, three-straight trips to the Pacific Coast League championship round (2011-13), two PCL titles (2011, 2013) and a Triple-A Championship in 2013.
- He earned the 2011 Mike Coolbaugh Award for outstanding baseball work ethic, knowledge of the game and skill in mentoring young players on the field.
- Prior to his 11-year stint with Omaha, he served as the Royals Minor League Infield Coordinator for four years (1998-2002), while he held managerial positions with Omaha (1995-97), Wilmington (1994), Rockford (1993) and the Gulf Coast Royals (1992).
- Jirschele was originally selected by the Texas Rangers in the fifth round of the 1977 MLB Draft and played in 999 minor league games over 13-plus seasons in the Rangers and Royals systems.



DANNY ACCOLA • CERTIFIED ATHLETIC TRAINER

- Danny Accola is entering his seventh season with the Royals organization and first as the certified athletic trainer with the Naturals, after serving in the same role with the Quad Cities in 2021, where he was named the High-A Central Athletic Trainer of the Year by PBATS (Professional Baseball Athletic Trainers Society).
- He was slated to serve in that role with Wilmington in 2020 and previously filled those roles with Lexington in 2019, Burlington from 2017-18 and with Surprise in 2016.
- Accola graduated from the University of Central Missouri in 2014 and previously held an athletic training internship with the Denver Broncos in 2013.



C.J. MIKKELSEN • STRENGTH & CONDITIONING COACH

- C.J. Mikkelsen will serve as the Northwest Arkansas Strength & Conditioning Coach for the second consecutive season, after being slated to fill that same role at Idaho Falls in 2020.
- He graduated in December 2019 with a master's degree in sports physiology from Texas A&M University, where he also worked as a Sports Performance Graduate Intern.
- Mikkelsen earned his bachelor's degree in exercise and wellness from Arizona State University in 2016. He resides in Desert Hills, Arizona.



DREW EPPERSON
VIDEO COORDINATOR



MITCH MEYER
VIDEO COORDINATOR



Andrew Hoffmann - Pitching - Stat Splits - 2022 - Regular Season (Double-A/Naturals Only)

Table with 26 columns: Split, Team, W, L, ERA, G, GS, CG, SHO, SV, IP, H, R, ER, HR, HB, BB, IBB, SO, WHIP, AVG, AB, WP, BK, GDP, TBF, NP-S. Rows include Home Games, Away Games, Day Games, Night Games, On Grass, July, August, On Wednesdays, On Fridays, On Saturdays, On Sundays, In games following a win, In games following a loss, Starter.

Andrew Hoffmann - Opposing Hitting - Stat Splits - 2022 - Regular Season (Double-A/Naturals Only)

Table with 26 columns: Split, Team, AVG, G, AB, R, H, 2B, 3B, HR, RBI, BB, IBB, SO, SB, CS, OBP, SLG, OPS, HBP, SAC, SF, GDP. Rows include vs Left, vs Right, Team is ahead, Team is behind, Score is tied, Batting First, Batting Second, Batting Third, Batting Fourth, Batting Fifth, Batting Sixth, Batting Seventh, Batting Eighth, Batting Ninth, Leading Off, First Inning, Second Inning, Third Inning, Fourth Inning, Fifth Inning, Sixth Inning, Bases Empty, Runner at 1st, Runner at 2nd, Runner at 3rd, Runners at 1st & 2nd, Runners at 1st & 3rd, Runners at 2nd & 3rd, Bases Loaded, Runners On, Scoring Position, No Outs, One Out, Two Outs, Ahead in Count, Behind in Count, 0-0 Count, 0-1 Count, 0-2 Count, 1-0 Count, 1-1 Count, 1-2 Count, 2-0 Count, 2-1 Count, 2-2 Count, 3-0 Count, 3-1 Count, 3-2 Count.



PLAYER QUICK NOTES CAREER HIGHS

13 C.J. ELDRED
RHP • R/R • 6'2" • 225 lbs • 5/6/1995 (27)
Signed 8/7/2017 as an Undrafted Free Agent (U. of Iowa)
Born: Milwaukee, Wisconsin • Resides: Mount Vernon, Iowa

2022: Began the season on NWA 60-Day IL after having surgery on his right foot in March ... sent on rehab assignment to ACL Royals (R) on 8/2, activated 8/23 ... in five rehab games, struck out nine with 4.50 ERA (5 ER in 10.0 IP).
2021: Pitched in 16 games (5 starts) between the ACL Royals (R), Columbia (A), Quad Cities (A+) and NW Arkansas (AA) and combined to 5-1 with a 6.20 ERA (37 ER in 53.2 IP) and 60 strikeouts ... assigned to NWA on 9/2 and threw a pair of 3.0-inning scoreless outings with 10 combined strikeouts in his first two Double-A games.
MISC: Is the on of Royals pitching coach Cal Eldred ... worked out with former Iowa teammate Tyler Cromptley in 2020, which led to Cromptley getting signed by the Royals.
4SFB, CUT, CB, CH | CONSECUTIVE BATTERS RETIRED: 3 (8/30/2022) SCORELESS STREAK: 3.1 IP (8/24/22 to 8/30/22)

IP 7.0 (2x) Last: 8/5/18 vs. Grand Junction
K 7 (3x) Last: 7/22/21 vs. ACL Padres
BB 3 (2x) Last: 8/7/21 @ Charleston
H 9 (6x) Last: 9/17/21 vs. Springfield
R 9 (2x) Last: 7/18/18 @ Helena
NP 89 (2x) Last: 9/4/18 vs. Ogden
IP 6.1 5/31/22 vs. Corpus Christi
K 11 5/14/21 vs. Tulsa
BB 6 7/10/22 vs. Tulsa
H 10 (2x) Last: 7/30/22 @ Wichita
R 8 6/11/22 @ Tulsa
NP 102 8/24/22 vs. Springfield
IP 7.0 (2x) Last: 6/18/17 vs. Asheville
K 10 5/21/17 @ Charleston
BB 5 (6x) Last: 6/30/21 @ Springfield
H 10 6/18/21 @ San Antonio
R 7 6/18/21 @ San Antonio
NP 96 6/12/17 vs. Greenville
IP 5.1 7/16/22 vs. Greenville
K 11 7/10/22 @ Jersey Shore
BB 4 8/9/22 @ Arkansas
H 6 6/12/22 vs. Jersey Shore
R 7 8/9/22 @ Arkansas
NP 79 8/20/22 vs. San Antonio
IP 5.0 (4x) Last: 8/25/21 vs. Wisconsin
K 10 8/16/19 @ AZL Mariners
BB 3 (2x) Last: 6/22/22 @ Wisconsin
H 7 (2x) Last: 8/25/21 vs. Wisconsin
R 6 (2x) Last: 6/1/22 vs. Indianapolis
NP 75 8/25/21 vs. Wisconsin
IP 7.0 6/9/22 @ Tulsa
K 10 (3x) Last: 7/23/22 vs. Springfield
BB 5 (3x) Last: 8/25/22 vs. Springfield
H 12 7/29/19 vs. Missoula
R 9 7/29/19 vs. Missoula
NP 99 8/5/22 vs. Tulsa
IP 3.0 (5x) Last: 8/12/21 vs. Beloit
K 6 (5x) Last: 8/12/21 vs. Beloit
BB 5 (2x) Last: 6/2/22 vs. Corpus Christi
H 6 8/24/22 vs. Springfield
R 7 8/24/22 vs. Springfield
NP 56 7/1/21 vs. Cedar Rapids
IP 7.0 (3x) Last: 6/16/22 @ Asheville
K 11 4/21/22 @ Bowling Green
BB 4 (3x) Last: 7/31/22 @ Wichita
H 8 (3x) Last: 7/22/22 vs. Springfield
R 5 (4x) Last: 8/9/22 vs. San Antonio
NP 100 8/26/22 vs. Springfield
IP 7.0 (2x) Last: 8/2/19 vs. Billings
K 10 (3x) Last: 8/2/19 vs. Billings
BB 5 6/24/18 @ Orem
H 10 8/20/17 @ Bluefield
R 11 8/20/17 @ Bluefield
NP 103 7/8/17 @ Bluefield
IP 3.0 (3x) Last: 7/13/22 vs. Great Lakes
K 4 (5x) Last: 5/8/22 @ Cedar Rapids
BB 4 8/25/22 vs. Springfield
H 5 7/10/21 vs. Bowling Green
R 6 8/25/22 vs. Springfield
NP 44 5/14/22 vs. Wisconsin
IP 9.0 7/16/19 vs. Carolina
K 12 7/11/22 vs. ACL Dodgers
BB 4 8/14/18 @ Billings
H 12 7/21/18 @ Missoula
R 7 (2x) Last: 7/21/18 @ Missoula
NP 98 (3x) Last: 8/1/19 vs. Fayetteville
IP 7.0 8/30/18 vs. Augusta
K 9 8/30/18 vs. Augusta
BB 5 (2x) Last: 8/1/21 vs. Wichita
H 8 6/22/18 vs. Charleston
R 8 6/22/18 vs. Charleston
NP 95 6/22/18 vs. Asheville
IP 3.0 (4x) Last: 5/16/21 vs. Cedar Rapids
K 6 5/16/21 vs. Cedar Rapids
BB 4 (2x) Last: 4/8/22 @ Springfield
H 5 8/24/22 vs. Springfield
R 5 8/24/22 vs. Springfield
NP 50 8/24/22 vs. Springfield

18 ALEC MARSH
RHP • R/R • 6'3" • 220 lbs • 5/14/1998 (24)
2019 MLB Draft - Round 2, 70th Overall (Arizona State)
Born: Waukesha, Wisc. • Resides: Milwaukee, Wisc.

2022: Struck out 8 or more in five straight starts, including 10 strikeouts in back-to-back starts May 19 @ ARK and May 24 @ MID ... 2nd in Texas League and 5th in Double-A with 133 strikeouts, 1 away from tying Naturals' single-season record ... 175 strikeouts in two seasons with NWA ranks 10th all-time ... Royals representative at the 2022 All-Star Futures Game, only member of either team that did not appear in the game ... on the development list from 8/12 to 8/17.
2021: Broke camp with NW Arkansas (AA) and made six starts for the Naturals, before missing the rest of the year with an injury ... went 1-3 with a 4.97 ERA (14 ER in 25.1 IP) with 42 strikeouts (14.92 K/9) ... over his first 8.1 Double-A innings: 8.1 hitless and scoreless innings, named first ever Double-A Central Pitcher of the Week.
4SFB, SL, CV, CH | CONSECUTIVE BATTERS RETIRED: 3 (8/30/2022) SCORELESS STREAK: 1.1 IP (8/30/2022)

2022: Assigned to NWA from Quad Cities (A+) on 7/14, back to QC on 7/19 and NWA on 8/18 ... has made 25 appearances outside of the Naturals, 24 with the River Bandits & 1 in Omaha (AAA) ... with QC, went 10-2 with a 2.88 ERA (21 ER in 60.2 IP) with 79 strikeouts, 15 walks ... Midwest League Pitcher of the Week 7/3/22 ... made Double-A debut 7/15 @ CC, threw 3.1 scoreless innings after entering game in the first inning.
2021: Pitched in 25 games (7 starts) between Columbia (A), Quad Cities (A+) & Omaha (AAA), going a combined 7-1 with a 3.26 ERA (28 ER in 77.1IP) ... named Columbia's Pitcher of the Year, went 6-1 with a 1.86 ERA (13 ER in 63.0 IP) and 87 strikeouts in 20 outings (5 starts) ... among Low-A East pitchers (min 60.0 IP), tied for the lead in WHIP (0.83).
2019: Surprise (R) Pitcher of the Year after ranking tied for third in the Arizona League with 63 strikeouts (12.2 K/9), before being promoted to Lexington (A) for his final start.
4SFB, 2SFB SL, CH | CONSECUTIVE BATTERS RETIRED: 5 (8/27/2022) SCORELESS STREAK: 2.1 IP (8/27/2022)

22 STEPHEN WOODS JR.
RHP • R/R • 6'1" • 200 lbs • 6/10/1995 (27)
Traded from Tampa Bay - 7/21/2020
Born: New Hyde Park, N.Y. • Resides: Huntington Station, N.Y.

2022: Started 15 of 32 outings this year have been scoreless, including 13 of his last 20 games ... in 15 games since July 1, has a 1.90 ERA (5 ER in 23.2 IP) with 31 K ... promoted to Omaha (AAA) on 7/12, returned to NWA 7/19 ... pitched in one Triple-A game, 7/17 @ Rochester and struck out two in a scoreless inning.
2021: Spent the entire season with NW Arkansas (AA), beginning the season as a starting pitcher and finishing the year as a reliever ... in 22 games (7 starts, 15 relief appearances), went 5-7 with a 7.42 ERA (39 ER in 47.1 IP), while walking 45 and striking out 48.
2018-19: Missed 2018 due to injury, went 9-3 in 2019 ... selected by Kansas City with the fourth overall pick in the Rule 5 Draft (12/12/2019).
2016-17: Played two seasons in the Giants organization, reaching Class-A, traded to Tampa Bay December 20 in the 3B Evan Longoria deal.
4SFB, SL, CB, CH | CONSECUTIVE BATTERS RETIRED: 1 (8/30/2022) SCORELESS STREAK: 0.1 IP (8/30/2022)

2022: Began the season with the Hudson Valley Renegades (A+) in the South Atlantic League, traded with 2 other pitchers to Kansas City from the New York Yankees on 7/27, assigned to NW Arkansas 7/29 ... made 11 appearances (10 starts) in High-A and went 1-1 with a 2.48 ERA (10 ER in 36.1 IP), while striking out 54 and walking just 9 (6.00 K/BB) ... after beginning the season on the IL, made his debut on 5/8, his first appearance in 1,022 days.
2019-2021: Drafted by the Yankees with the 38th overall pick in the 1st round of the 2019 MLB Draft (Competitive Balance Round A) and made his pro debut in 2019 with Staten Island (A-), allowing 1 ER over 10.2 IP (0.84 ERA) with 1 BB and 13 K in four starts ... missed all of 2021 with a lat injury.
4SFB, 2SFB SL, CH | CONSECUTIVE BATTERS RETIRED: 5 (8/27/2022) SCORELESS STREAK: 2.1 IP (8/27/2022)

28 T.J. SIKKEMA
LHP • L/L • 6'0" • 221 lbs • 7/25/1998 (24)
Traded from New York (AL) - 7/25/2022
Born: Clinton, Iowa. • Resides: DeWitt, Iowa

2022: 22 of 23 outings have been starts ... leads team with SIX quality starts ... pitched 5.0 scoreless on 5/8 @ SPR ... did not issue walk for first time on 5/14 vs. WCH, in 4.2 IP of relief ... pitched past 6.0 innings for first time in his career 6/9 @ TUL, with 7-inning CG shutout.
2021: Named Quad Cities (A+) Pitcher of the Year ... across 22 starts, went 6-4 with a 3.75 ERA (39 ER in 93.2 IP), while striking out an organization-best 127 and walking just 37 ... named the High-A Central Pitcher of the Year and All-Star left-handed starting pitcher.
4SFB, SL, CH | CONSECUTIVE BATTERS RETIRED: 0 SCORELESS STREAK: 1.2 IP (8/25/2022)

2022: Started the season on Injured List with shin splints, assigned to NWA on 5/14 ... began the season with three short starts, moved to bullpen 6/2 ... first scoreless outing on 6/7 @ Tulsa, struck out side in 7th inning, added 4th strikeout in 8th inning ... 9 of 24 relief appearances have been scoreless, including 3 of 7 in August.
2021: Named an MiLB.com Organization All-Star and MLB Pipeline's Royals' Pitching Prospect of the Year ... pitched 6.36 games out of the bullpen for Quad Cities, went 7-1 with four saves and a 3.58 ERA, with 121 strikeouts in 70.1 IP ... among minor league pitchers who threw 70.0 innings, ranked 1st with 15.48 K/9 and 40.9% strikeout %.
4SFB, CB, CH | CONSECUTIVE BATTERS RETIRED: 0 SCORELESS STREAK: 0.0 IP

31 EMILIO MARQUEZ
LHP • L/L • 5'8" • 170 lbs • 4/28/1998 (24)
Signed 3/4/2018 as an International Free Agent
Born: Upata, Venezuela • Resides: Bolivar, Venezuela

2022: Began the season with the Rome Braves (A+) in the South Atlantic League ... made 15 starts in High-A and went 7-2 with a 2.36 ERA (21 ER in 80.0 IP), while striking out 90 and walking just 21 (4.29 K/BB) ... 13 of his 15 starts with Rome were at least 5.0 IP, including seven starts of 6.0 innings or more ... traded with 2 others players to Kansas City from Atlanta on 7/11, assigned to NW Arkansas.
2021: Drafted by Atlanta in the 12th round of the 2021 MLB Draft out of the University of Illinois ... made seven starts for Augusta (A) and went 2-2 with a 2.73 ERA (9 ER in 29.2 IP), while striking out 37 and walking eight (4.63 K/BB).
4SFB, 2SFB SL, CH | CONSECUTIVE BATTERS RETIRED: 3 (8/26/2022) SCORELESS STREAK: 2.1 IP (8/26/2022)

2022: Opened the season on NWA roster, did not appear in a game ... placed on IL 4/12, activated 6/30 ... 4 rehab games with ACL Royals: 7 K in 4.2 IP ... 5 of 15 Naturals appearances have been scoreless, has allowed 1 earned run or less in 10 of 15.
2021: Between Columbia (A) and Quad Cities (A+), went 4-3 across 35 games with a 3.94 ERA (26 ER in 59.1 IP) and 89 strikeouts ... his five saves were tied for sixth in the system, while 37.7% K% ranked 3rd (min. 50 IP) ... added to Kansas City's 40-man roster on Nov. 19, 2021.
MISC: Was on the Kansas City Royals grounds crew as a high schooler in 2014 and 2015, and was given a World Series ring.
4SFB, SL, CH | CONSECUTIVE BATTERS RETIRED: 2 (8/28/2022) SCORELESS STREAK: 1.1 IP (8/25/22 to 8/28/22)

32 ANTHONY VENEZIANO
LHP • L/L • 6'6" • 200 lbs • 9/1/1997 (24)
2019 MLB Draft - Round 10 (Coastal Carolina)
Born/Resides: Hackettstown, New Jersey

2022: Assigned to NWA on 8/12 from Quad Cities (A+) ... made one appearance for Omaha (AAA) on 6/1, pitched in 25 games for the River Bandits with a 2.65 ERA (10 ER in 34.0 IP), 3rd in the Midwest League with nine saves (in 15 tries) ... didn't allow an earned run in his last 12 games, 15.1 innings in High-A.
2021: Traded by Atlanta to Kansas City in exchange for Jorel Soler on 7/30 ... before the trade, pitched in 20 games with Rome (A+) and had a 3.26 ERA (11 ER in 30.1 IP) and 35 strikeouts ... made 14 relief appearances with Quad Cities (A+), went 2-2 with a 4.12 ERA (9 ER in 19.2 IP) and 23 strikeouts out to just six walks ... five scoreless outings 8/15 - 9/1.
2019: Drafted by Atlanta in the 4th Round out of Texas A&M, where he was teammates with Asa Lacy ... made his pro debut with the GCL Braves, then pitched in 13 games, 13 games Rome (A) and went 1-1 with a 1.31 ERA (3 ER in 20.2 IP) and 22 strikeouts.
4SFB, SL, CH | CONSECUTIVE BATTERS RETIRED: 1 (8/31/2022) SCORELESS STREAK: 2.2 IP (8/27/22 to 8/31/22)

2022: Did not allow a run across first four games and 11.1 IP of season ... 18 of 38 appearances have been scoreless ... on the development list from July 9 to July 22 ... leads the team with six saves.
2021: Spent the entire season with Northwest Arkansas, pitching in 26 games (11 starts) and going 2-4 with a 5.99 ERA (47 ER in 70.2 IP) ... ranked third on the Naturals pitching staff in strikeouts (78) and innings pitched (70.2), and fifth in both games pitched and games started.
2019: Did not pitch due to injury ... had a nerve issue in his right bicep, only treatment was rest.
4SFB, 2SFB, SL, CH | CONSECUTIVE BATTERS RETIRED: 4 (8/26/22 to 8/31/22) SCORELESS STREAK: 1.1 IP (8/26/22 to 8/31/22)

33 WILL KLEIN
RHP • R/R • 6'5" • 230 lbs • 11/28/1999 (22)
2020 MLB Draft - Round 5 (Eastern Illinois)
Born: Maryville, Tennessee • Resides: Bloomington, Indiana

2022: Pitched a scoreless Cactus League inning with a strikeout on 3/29 against his dad's Seattle Mariners ... his 11.96 K/9 ranks third among Royals minor league pitchers with at least 50.0 IP, while 28.2% K% and .207 opponents' batting average rank fifth ... 21 of 37 appearances have been scoreless.
2021: Pitched 22 games for Quad Cities, went 1-0 with eight saves (in 10 chances) and a 3.19 ERA (11 ER in 31.0 IP) and 39 strikeouts ... eight saves ranked tied second in the Royals system ... 15 of his 22 outings were scoreless, only allowing more than one run three times.
MISC: Full name is Jonah Seaver Dipoto, after Tom Seaver ... father Jerry Dipoto is currently the President of Baseball Operations for the Seattle Mariners, formerly their GM.
SI, 4SFB, SL, CH | CONSECUTIVE BATTERS RETIRED: 6 (8/28/2022) SCORELESS STREAK: 3.0 IP (8/24/22 to 8/28/22)

2022: Did not allow a run across first four games and 11.1 IP of season ... 18 of 38 appearances have been scoreless ... on the development list from July 9 to July 22 ... leads the team with six saves.
2021: Spent the entire season with Northwest Arkansas, pitching in 26 games (11 starts) and going 2-4 with a 5.99 ERA (47 ER in 70.2 IP) ... ranked third on the Naturals pitching staff in strikeouts (78) and innings pitched (70.2), and fifth in both games pitched and games started.
2019: Did not pitch due to injury ... had a nerve issue in his right bicep, only treatment was rest.
4SFB, 2SFB, SL, CH | CONSECUTIVE BATTERS RETIRED: 4 (8/26/22 to 8/31/22) SCORELESS STREAK: 1.1 IP (8/26/22 to 8/31/22)

34 ANDREW HOFFMANN
RHP • R/R • 6'5" • 205 lbs • 2/12/2000 (22)
Traded from Atlanta - 7/11/2022
Born: Joliet, Illinois • Resides: Plainfield, Illinois

2022: Opened the season on NWA roster, did not appear in a game ... placed on IL 4/12, activated 6/30 ... 4 rehab games with ACL Royals: 7 K in 4.2 IP ... 5 of 15 Naturals appearances have been scoreless, has allowed 1 earned run or less in 10 of 15.
2021: Between Columbia (A) and Quad Cities (A+), went 4-3 across 35 games with a 3.94 ERA (26 ER in 59.1 IP) and 89 strikeouts ... his five saves were tied for sixth in the system, while 37.7% K% ranked 3rd (min. 50 IP) ... added to Kansas City's 40-man roster on Nov. 19, 2021.
MISC: Was on the Kansas City Royals grounds crew as a high schooler in 2014 and 2015, and was given a World Series ring.
4SFB, SL, CH | CONSECUTIVE BATTERS RETIRED: 2 (8/28/2022) SCORELESS STREAK: 1.1 IP (8/25/22 to 8/28/22)

2022: Assigned to NWA on 8/12 from Quad Cities (A+) ... made one appearance for Omaha (AAA) on 6/1, pitched in 25 games for the River Bandits with a 2.65 ERA (10 ER in 34.0 IP), 3rd in the Midwest League with nine saves (in 15 tries) ... didn't allow an earned run in his last 12 games, 15.1 innings in High-A.
2021: Traded by Atlanta to Kansas City in exchange for Jorel Soler on 7/30 ... before the trade, pitched in 20 games with Rome (A+) and had a 3.26 ERA (11 ER in 30.1 IP) and 35 strikeouts ... made 14 relief appearances with Quad Cities (A+), went 2-2 with a 4.12 ERA (9 ER in 19.2 IP) and 23 strikeouts out to just six walks ... five scoreless outings 8/15 - 9/1.
2019: Drafted by Atlanta in the 4th Round out of Texas A&M, where he was teammates with Asa Lacy ... made his pro debut with the GCL Braves, then pitched in 13 games, 13 games Rome (A) and went 1-1 with a 1.31 ERA (3 ER in 20.2 IP) and 22 strikeouts.
4SFB, SL, CH | CONSECUTIVE BATTERS RETIRED: 1 (8/31/2022) SCORELESS STREAK: 2.2 IP (8/27/22 to 8/31/22)



NATURALS RELIEVERS

Table with columns: PITCHER, LAST APPEARANCE (NWA), LEAD, TRAIL, TIED. Lists relievers like Eldred, C.J., Woods Jr., Stephen, etc.

ENTRANCE SITUATION

Table with columns: LEAD, TRAIL, TIED. Summary of entrance situations for relievers.

INNING ENTERING THE GAME

Table with columns: 1, 2, 3, 4, 5, 6, 7, 8, 9, 10+. Summary of innings entered.

INHERITED RUNNERS

Table with columns: BR INHER., BR SCORE, % SCORE. Summary of inherited runners.

1-2-3 INNINGS

Table with columns: TOTAL POSSIBLE, % 1-2-3. Summary of 1-2-3 innings.

STARTING PITCHER SPLITS

Table with columns: PITCHER, GS, W-L, TEAM W-L, R SUPPORT, SUPPORT/START. Lists starting pitchers like Marsh, Alec, Veneziano, Anthony, etc.

1ST PITCH STRIKES

Table with columns: FPS, TBF, % FPS. Summary of first pitch strikes.

1-2-3 INNINGS

Table with columns: TOTAL, POSSIBLE, % 1-2-3. Summary of 1-2-3 innings.

NATURALS STARTERS VS. RELIEVERS

Table with columns: STARTERS, RELIEVERS. Comparison of starter and reliever stats.

STARTING PITCHER/CATCHER MATCHUPS

Large table with columns: PITCHER, SEBASTIAN RIVERO, LOGAN PORTER, TYLER CROPLEY, LUCA TRESH, TOTALS. Detailed matchup statistics.

CATCHER PITCHING STATS

Table with columns: CATCHERS, W, L, ERA, GS, SV, IP, R, ER, HR, BB, IBB, SO, WHIP, AVG, WP, GDP, TBF, SB, CS, ATT, %CS, PB. Lists catchers like Sebastian Rivero, Logan Porter, etc.

AUTOMATIC BALLS CALLED ON NATURALS PITCHERS (28)

Table with columns: DATE, INNING, UMPIRE, PITCHER (# IN '22), COUNT AT CALL, BATTER RESULT (COUNT). Lists automatic balls called on pitchers.



PLAYER

QUICK NOTES

CAREER HIGHS

1 JOHN RAVE
OUTFIELDER • L/L • 6'0" • 185 • 12/30/1997 (24)
2019 MLB Draft – Round 5 (Illinois State)
Born: Canton, Illinois • Resides: Bloomington, Illinois

2022: Began the season with NW Arkansas, transferred to Omaha (AAA) May 25- June 4 and July 12-18 ... in 11 Triple-A games, hit .195 (8-for-41) ... produced the third 2-homer game of his career with Omaha on 7/17 @ Rochester, drove in four runs ... hit the Nationals' fifth grand slam, the second of his career in the 1st inning 6/28 @ AAA, his 7th homer of the season at the time ... has made at least 13 starts at each OF position with NWA ... 2-for-5 as a pinch-hitter in ...
2021: Named an MLB.com Organization All-Star in the outfield for Kansas City ... spent the season with Quad Cities (A+), playing in 77 games and hit .252/.352/.453 (70-for-278) ... hit 14 homers and stole 13 bases, making him one of five 13-13 players in the system in 2021.
2019: Assigned to Burlington (R) and played 15 games in the Appy League, promoted to Lexington (A) on 7/7, where he finished the season and won the SAL championship.

Table with 2 columns: Stat (H, R, HR, RBI, SB, BB) and Value (4, 2x, 3x, 5, 3, 2) followed by Last: 8/1/21 vs. South Bend

2 TYLER CROPLEY
CATCHER • R/R • 5'11" • 185 • 12/10/1995 (26)
Signed 10/8/2020 as a Minor League Free Agent
Born: Sioux City, Iowa • Resides: Cedar Rapids, Iowa

2022: Began the season with NWA, went 1-for-8 across four games, placed on IL 4/19, activated 6/14 ... rehabbed 5 games with ACL Royals and Columbia (A) from 6/6 to 6/12, went 4-for-16 with a double and walk ... first HR of the season on 7/4 vs. Tulsa ... has thrown 1.2 scoreless innings on mound (4/9 & 8/17).
2021: Spent the entire season with Northwest Arkansas (AA) ... across 26 games (19 starts), slashed .194/.325/.313 (13-for-67) with two home runs and six runs batted in ... 6 of his 13 hits came in the month of July, where he hit .261 (6-for-23) in 10 games, with a double and three walks ... caught 5 of 12 would-be base stealers (42.0% CS).
2018-20: Nationals 8th-round pick in 2018, hit .310 (13-for-42) over 14 games with the GCL Nationals and Auburn (A-) ... limited to 41 games in 2019 with the Hagerstown Suns (A) and spent time on the injured list, hit .187/.294/.276 (23-for-123) ... released by Washington on May 29, 2022.

Table with 2 columns: Stat (H, R, HR, RBI, BB, SB) and Value (3, 6, 1x, 5x, 2x, 1x) followed by Last: 6/12/22 vs. Augusta

4 MORGAN MCCULLOUGH
INFILDER • L/R • 5'9" • 185 • 12/19/1997 (24)
Signed 1/26/2022 as a Minor League Free Agent
Born/Resides: Seattle, Washington

2022: Began the season with Quad Cities (A+) and has totaled 64 games with the River Bandits, slashed .241/.370/.398 (46-for-191) with five HR and 23 RBI, playing 2B, 3B and SS ... assigned to NW Arkansas on 7/12, had hits in first two games with the Naturals ... back to Quad Cities 7/19, NWA again on 8/1.
2021: Played for the Kansas City Monarchs in the MLB Partner League American Association and was named the PURE Performance Rookie of the Year in the league ... slashed .333/.406/.557 (94-for-282) across 80 games for the league champions ... led the team in batting average, ranked fifth in the league.
2019-20: Drafted by Los Angeles (AL) in the 22nd Round of the 2019 draft out Alabama and split the season between Orem (R) and Burlington (A), slashing a combined .248/.352/.359 (49-for-198) with four home runs and 22 runs batted in ... released by the Angels on May 29, 2020.

Table with 2 columns: Stat (H, R, HR, RBI, BB, SB) and Value (4, 3, 2, 2x, 3, 1) followed by Last: 8/22/21 @ South Bend

7 JEISON GUZMÁN
INFILDER • R/R • 6'2" • 205 • 10/18/1998 (23)
Signed 8/10/2022 as a Minor League Free Agent
Born/Resides: Santo Domingo, Dominican Republic

2022: Assigned to NW Arkansas on 8/23 ... signed with Arizona 11/24/2021, began season on Amarillo injured list and played 8 games for Sod Poodles between 5/19 and 5/28, placed on Injured List 5/29 and released 6/5 ... signed by Royals 8/10, played 3 games in Arizona Complex League from 8/15 to 8/20.
2021: Began the season in Quad Cities (A-), assigned to Nationals from High-A Quad Cities on 8/12 ... in 32 games with NWA, hit .216 (27-for-125) with 10 XBH and 15 RBI, went 5-for-13 in AA-Central Championship Series ... helped the D.R. earn a bronze medal at Tokyo Olympics as starting SS, went 3-for-19 with HR across 6 games.
2020: Spent a majority of the regular season in the Royals' alternate training site, started switch-hitting again ... recalled to MLB club on Aug. 11, did not appear in a game, optioned on Aug. 14 ... non-tendered Dec. 2, re-signed Dec. 17 ... originally signed by Kansas City as an international free agent on July 3, 2015.

Table with 2 columns: Stat (H, R, HR, RBI, BB, SB) and Value (4, 3, 1, 4, 3, 1) followed by Last: 6/15/19 @ Columbia

8 DIEGO HERNÁNDEZ
OUTFIELDER • L/L • 6'0" • 15 • 11/21/2000 (21)
Signed 7/8/2017 as an International Free Agent
Born/Resides: Santo Domingo Este, Dominican Republic

2022: Assigned to NWA on 8/9 after beginning the season with Quad Cities (A+) ... in 83 games with the River Bandits, hit .279 (92-for-330) with 7 homers ... at the time of his promotion, ranked 6th in the Midwest League in steals (27, tied sixth in hits (92)) ... reached base in league-best 29 straight games between 5/11 and 6/22, hitting .363 in that span ... hit walk-off fielder's choice RBI on 8/19 vs. SA ... first Double-A HR was walk-off 2-run HR on 8/26 vs. SPR.
2021: Played in 74 games for Columbia (A) as the team's primary leadoff hitter and center fielder, finished fifth in the Low-A East with 34 stolen bases, playing ... his 35 total stolen bases tied Maikel García for the fourth-most among all Royals minor leaguers.

Table with 2 columns: Stat (H, R, HR, RBI, BB, SB) and Value (4, 4, 4, 3, 3, 5) followed by Last: 7/24/22 @ South Bend

9 JAKE MEANS
INFILDER • R/R • 6'2" • 215 • 4/14/1996 (26)
2019 MLB Draft – Round 22 (Indiana State)
Born/Resides: Gardner, Kansas

2022: Only Natural to make at least one start at every infield position: 1B (18), 2B (5), SS (5) & 3B (62), one of five players in the Texas League with 5+ starts at 4+ positions ... reached base 4 times in back-to-back games, 5/27 and 5/28 @ Midland ... doubled 6 times in 8-game stretch, 5/24 to 6/1.
2021: Spent the first month and a half of the season with Columbia (A) before a promotion to Quad Cities (A+) on 6/15, where he finished out the season ... combined to slash .222/.343/.429 (76-for-343) over 97 games, with 16 home runs and 52 runs batted in ... assigned to the Surprise Saguaros of the Arizona Fall League after the MLB season ... across 19 games, slashed .171/.244/.271 (12-for-70) with four doubles.
2019: Younger brother of Baltimore SP John Means ... attended Gardner Edgerton HS, same high school as Bubba Starling ... college teammates with former Natural Clay Dungan

Table with 2 columns: Stat (H, R, HR, RBI, BB, SB) and Value (4, 4, 1, 3, 3, 2) followed by Last: 8/21/22 vs. San Antonio

11 LUCA TRESH
CATCHER • R/R • 6'1" • 193 • 1/11/2000 (22)
2021 MLB Draft – Round 17 (NC State)
Born: Clearwater Florida • Resides: Safety Harbor, Florida

2022: Assigned to NWA on 8/9 after beginning the season with Quad Cities (A+) ... over 80 games with the River Bandits, hit .273 (82-for-300) with 14 HR and 54 RBI ... at the time of his promotion, ranked tied ninth in the Midwest League in runs batted in (54) ... hit first Double-A HR on 8/21 vs. SA.
2021: Spent time with the ACL Royals Blue (R) and Columbia (A), combined to slash .226/.293/.359 (12-for-53) in 16 games, with four doubles, one home run and eight runs batted in ... assigned to the Surprise Saguaros of the Arizona Fall League after the Minor League season concluded and played in seven games, going 3-for-24 (.125 average).
2019-2021: Played collegiately at North Carolina State University ... in 2018, one of three players to start all 56 games, led the Wolfpack with 15 home runs.

Table with 2 columns: Stat (H, R, HR, RBI, BB, SB) and Value (4, 3, 1, 3, 3, 3) followed by Last: 8/7/22 vs. Wisconsin

12 TUCKER BRADLEY
OUTFIELDER • L/L • 6'0" • 206 • 5/6/1998 (24)
Signed 6/23/2020 as a Non-Drafted Free Agent
Born/Resides: Chickamauga, Georgia

2022: Has reached base in 86 of 105 (81.73%), has reached base multiple times in team-best 53 games ... 1st on team with 32 multi-hit games ... 2 of 11 home runs this season have been GRAND SLAMS, 4/23 @ Frisco and 5/12 vs. Wichita, both in 5th inning, first two of his pro career ... reached base at least twice in seven straight games from 7/26 to 8/2.
2021: Began his professional career splitting the year between Columbia (A) and Quad Cities (A+) and combined to slash .285/.380/.427 (94-for-330) with 30 extra-base hits and 45 runs batted in ... his 380 OBP ranked fourth among qualified Royals Minor Leaguers, while a .285 average and .807 OPS ranked eighth.
2019: MISG: Lists favorite college member playing at Baum-Walker Stadium his freshman season at the University of Georgia in 2017

Table with 2 columns: Stat (H, R, HR, RBI, BB, SB) and Value (4, 4, 2, 2, 3, 7) followed by Last: 8/17/22 @ Wichita

16 ROBBIE GLENDINNING
INFILDER • R/R • 6'2" • 198 • 10/6/1995 (26)
Signed 2/22/2022 as a Minor League Free Agent
Born: Perth, Western Australia • Resides: Kansas City, MO

2022: Has reached base in 94 of 104 games this season (90.38%) ... has reached base multiple times in 50 games ... tied 3rd in Texas League with 76 RBI, tied 7th with 19 HR ... reached base in first 15 games of the season, April 8-29 ... 11-game hitting streak from 6/24 to 7/5 with NINE multi-hit games ... hit his first career two-homer game 7/3 @ Amarillo and homered 5 times in 4 games, 6/30 to 7/3, during hitting streak ... on ACTIVE 23-game on-base streak.
2021: Did not play, missing the entire year after undergoing Tommy John surgery ... tore his UCL while playing catch in February 2021.
2017-2019: Drafted by Pittsburgh in the 21st Round in 2017 and spent three seasons in the Pirates organization, slashing .274/.361/.417 (174-for-636) across 189 games, reaching as high as Double-A Altoona in 2019 ... named a Florida State League Mid-season All-Star in 2019.

Table with 2 columns: Stat (H, R, HR, RBI, BB, SB) and Value (4, 3, 2, 3, 4, 2) followed by Last: 8/17/22 @ Wichita

17 ANGELO CASTELLANO
INFILDER • R/R • 6'0" • 165 • 1/13/1995 (27)
Signed 7/16/2011 as an International Free Agent
Born/Resides: San Diego, Venezuela

2022: In his 11th year as a member of the Royals' organization ... assigned to NWA on 8/9 after beginning the season with Omaha (AAA) ... over 59 games with the Storm Chasers, slashed .218/.318/.316 (38-for-174) while playing six different positions (1B, 2B, 3B, SS, LF & RF) ... made at least 10 starts at each SS (15.0 innings), 3B (121.0 innings) and 1B (115.0 innings) ... snapped 0-for-27 stretch with Naturals by singling in 1st AB on Sunday 8/21 vs. SA.
2012-2021: Played 714 games in the Royals' minor league system, slashing .236/.312/.316 (553-for-2342), with 26 HR and 249 RBI ... 2013 Dominican Royals Player of the Year ... 86 games with NW Arkansas between 2019 and 2021, hitting .267 over 14 games in 2021 before a promotion to Omaha (AAA), where he played in 80 games.

Table with 2 columns: Stat (H, R, HR, RBI, BB, SB) and Value (4, 6, 2, 5, 4, 2) followed by Last: 8/17/22 @ Wichita

19 TYLER GENTRY
OUTFIELDER • R/R • 6'2" • 200 • 2/1/1999 (23)
2020 MLB Draft – Round 3 (Alabama)
Born: Memphis, Tennessee • Resides: Arlington, Tennessee

2022: Began season in Quad Cities (A+), assigned to NWA on 6/14 ... 12TH IN MLB IN BATTING AVERAGE (.323) ... Royals system leader in AVG (.323), SLG (.535) and OPS (.961), 2nd in OBP (.426) ... 48 RBI in 58 games with NWA and has driven in at least one run in 28 of 58 games since joining the Naturals, has reached base in 53 of 58 games (91.38%), with 25 STRAIGHT ... Texas League POTW week of 6/27-7/3, hit .435 (10-for-23) with 6 XBH (2 2B, 4 HR), 11 RBI & 1.543 OPS.
2021: Spent his first pro season in Quad Cities (A+), slashing .259/.395/.449 (38-for-147) in 44 games with the River Bandits ... played everyday for the first two months of the season ... placed on the 7-Day injured list on 7/14 and then the 60-Day IL 8/2 ... recorded hits in 30 of 43 games with at least one plate appearance, reached in 38 of 43 games.

Table with 2 columns: Stat (H, R, HR, RBI, BB, SB) and Value (4, 4, 2, 2x, 4x, 1) followed by Last: 7/17/22 @ Corpus Christi

25 SEULY MATIAS
OUTFIELDER • R/R • 6'3" • 225 • 9/4/1998 (23)
Signed 7/4/2015 as an International Free Agent
Born/Resides: La Isabela, Dominican Republic

Rated as having the "Best Outfield" among Royals' prospects ... Ranked by Baseball America as the No. 12 Royals prospect
2022: Hit 14th walk-off HR in Naturals history, 6/4 vs. CC, two-run homer in 10th, his team-leading 9th HR of the season ... 5 of 10 hits in June were home runs ... 9th career two-homer game on 6/28 @ Amarillo, career-best 6 RBI in the game ... 2 HR in 13 games in August after not homering in July (19 games).
2021: Split the season between Quad Cities (A+) and Northwest Arkansas (AA), with a rehab appearance for the ACL Royals, playing in 64 total games with a .213/.309/.511 (50-for-235) slash line ... after the MLB season, assigned to Surprise of the Arizona Fall League, tied for the team lead both with six home runs and 20 runs batted in.

Table with 2 columns: Stat (H, R, HR, RBI, BB, SB) and Value (4, 3, 4, 4, 6, 2) followed by Last: 8/14/22 @ Arkansas

26 CJ ALEXANDER
INFILDER • L/R • 6'5" • 215 • 7/11/1996 (26)
Traded from Atlanta – 7/11/2022
Born: Merrillville, Indiana • Resides: Fort Wayne, Indiana

2022: Began season with Mississippi Braves (AA) in the Southern League, traded with 2 players to Kansas City from Atlanta on 7/11, assigned to NWA ... in 68 games with the M-Braves, hit .258 (70-for-271) with 15 HR and 43 RBI ... over 103 combined games, tied 3rd in Double-A with 80 RBI, tied 5th with 24 HR ... 13 of 35 games with NWA have been multi-hit games, with 37 RBI in 35 games ... Double-A leader in Aug. in RBI (29), tied 1st in league in HR (8), 5th in TB (53) .
2018-21: Played 182 games in the Braves' system, between R, A, A+ and AA ... slashed .229/.310/.374 (144-for-628) with 14 HR and 66 RBI ... began and ended 2019 in Double-A with Mississippi, spent July in High-A with the Florida Fire Frogs ... played 87 games in Double-A with league-champion Mississippi in 2021.
2019: MISG: Brother Blaze Alexander is prospect in the Arizona Diamondbacks system, currently plays in the Texas League for Champlin.

Table with 2 columns: Stat (H, R, HR, RBI, BB, SB) and Value (4, 3, 2, 2x, 2, 2) followed by Last: 7/2/18 vs. Bristol



Table with columns: SO NICE, THEY DID IT (TWICE OR MORE), MULTI-HIT GAMES (2, 3, 4, 5+, T), MULTI-RUN GAMES (2, 3, 4, 5+, T), MULTI-RBI GAMES (2, 3, 4, 5+, T), MULTI-BB GAMES (2, 3, 4, 5+, T), MULTI-K GAMES (2, 3, 4, 5+, T), MULTI-SB GAMES (2, 3, 4, 5+, T). Rows list players and their statistics.

HITTING STREAKS

ON-BASE STREAKS

Table with columns: PLAYER, CURRENT, LONGEST, DATES/RESULTS (START, END, AVG, 2B, 3B, HR, RBI, OPS). Rows list players and their hitting streak details.

Table with columns: CURRENT, LONGEST, DATES/RESULTS (START, END, AVG, 2B, HR, BB, HBP, OBP). Rows list players and their on-base streak details.

BOLD indicates longest streak in 2022 among active players

Italics indicates longest personal streak is active

PITCHES/PLATE APPEARANCE & PLATE APPEARANCE DEPTH

Table with columns: PLAYER, AVG. P/PA, TOTAL PA, TOTAL P, LONGEST PA (#), DATE, INN., PITCHER, RESULT. Rows list players and their plate appearance statistics.

PINCH-HITTING LOG

Table with columns: #, DATE, INNING, PINCH HITTER, HITTING FOR, RESULT. Rows list pinch-hitting events.

Naturals Pinch Hitters: 5-for-24, 10 K

Most-Used Pinch Hitter: Tucker Bradley (6x)

Most Frequently Pinch Hit For: Jake Means (5x)

NATURALS 10-Pitch At-Bat Log (15)

Table with columns: DATE, INNING, PITCHES, BATTER (# IN 22), PITCHER, RESULT. Rows list 15 at-bat events.

AUTOMATIC STRIKES CALLED ON NATURALS HITTERS (7)

Table with columns: DATE, INNING, UMPIRE, HITTER, COUNT AT CALL, BATTER RESULT (COUNT). Rows list automatic strike events.



HR #	PLAYER (SEASON #)	GM # - DATE	OPPONENT	DIRECTION	ON BASE	INNING	OUTS	COUNT	SCORE	FINAL
1	Jake Means (1)	3 - 4/10/2022	@ Springfield	RCF	1	2	2	1-1	2-3	L, 10-5
2	John Rave (1)	10 - 4/19/2022	@ Frisco	RF	1	3	1	2-2	2-0	L, 4-3
3	Robbie Glendinning (1)	11 - 4/20/2022	@ Frisco	LCF	0	2	2	3-1	1-0	W, 7-2
4	Nick Loftin (1)	11 - 4/20/2022	@ Frisco	LCF	1	3	1	0-0	3-1	W, 7-2
5	Seuly Matias (1)	11 - 4/20/2022	@ Frisco	LCF	1	5	1	1-1	5-2	W, 7-2
6	John Rave (2)	12 - 4/21/2022	@ Frisco	LCF	0	2	1	2-1	1-0	L, 12-2
7	Seuly Matias (2)	12 - 4/21/2022	@ Frisco	LCF	0	4	0	0-2	2-7	L, 12-2
8	Michael Massey (1)	13 - 4/22/2022	@ Frisco	LCF	1	1	1	1-1	2-0	W, 11-2
9	Nick Loftin (2)	13 - 4/22/2022	@ Frisco	LCF	3	2	2	0-0	6-0	W, 11-2
10	Tucker Bradley (1)	14 - 4/23/2022	@ Frisco	LCF	3	5	1	2-1	9-0	W, 12-4
11	Michael Massey (2)	14 - 4/23/2022	@ Frisco	CF	0	8	1	0-2	11-3	W, 12-4
12	Nate Eaton (1)	14 - 4/23/2022	@ Frisco	LCF	0	9	0	3-2	12-3	W, 12-4
13	Michael Massey (3)	15 - 4/24/2022	@ Frisco	RCF	0	4	0	1-2	W, 4-3	
14	Robbie Glendinning (2)	16 - 4/26/2022	vs. Amarillo	LCF	2	11	2	1-1	5-6	L, 6-5
15	Seuly Matias (3)	17 - 4/27/2022	vs. Amarillo	LF	0	2	0	0-0	2-2	W, 12-6
16	Sebastian Rivero (1)	17 - 4/27/2022	vs. Amarillo	LF	0	4	0	0-1	3-3	W, 12-6
17	Sebastian Rivero (2)	17 - 4/27/2022	vs. Amarillo	LF	1	6	2	0-0	12-5	W, 12-6
18	Jake Means (2)	18 - 4/28/2022	vs. Amarillo	LF	0	3	0	0-1	1-0	L, 9-5
19	Nate Eaton (2)	19 - 4/29/2022	vs. Amarillo	LF	0	2	0	1-0	1-0	W, 8-7
20	Sebastian Rivero (3)	20 - 4/30/2022	vs. Amarillo	RCF	0	2	2	1-1	1-2	L, 7-5
21	Ryan Grotjohn (1)	20 - 4/30/2022	vs. Amarillo	RCF	1	2	2	3-2	3-2	L, 7-5
22	Michael Massey (4)	20 - 4/30/2022	vs. Amarillo	RCF	1	3	1	1-2	5-2	L, 7-5
23	Logan Porter (1)	21 - 5/1/2022	vs. Amarillo	LF	1	2	1	0-1	3-1	W, 9-5
24	Robbie Glendinning (3)	21 - 5/1/2022	vs. Amarillo	LF	1	3	2	0-0	5-2	W, 9-5
25	Michael Massey (5)	21 - 5/1/2022	vs. Amarillo	RF	2	7	0	1-2	8-2	W, 9-5
26	Robbie Glendinning (4)	23 - 5/4/2022	@ Springfield	LF	1	5	0	1-0	7-1	W, 13-3
27	Seuly Matias (4)	24 - 5/5/2022	@ Springfield	LCF	0	5	1	1-1	2-4	W, 9-6
28	Brhet Bewley (1)	24 - 5/5/2022	@ Springfield	LCF	0	6	0	1-0	3-5	W, 9-6
29	Tucker Bradley (2)	24 - 5/5/2022	@ Springfield	RF	0	6	0	2-2	4-5	W, 9-6
30	Nick Loftin (3)	24 - 5/5/2022	@ Springfield	LCF	1	7	1	1-1	9-5	W, 9-6
31	Nate Eaton (3)	27 - 5/8/2022	@ Springfield	LCF	0	2	0	1-0	1-0	W, 9-5
32	Logan Porter (2)	27 - 5/8/2022	@ Springfield	LF	0	5	0	2-0	2-0	W, 9-5
33	Seuly Matias (5)	28 - 5/10/2022	vs. Wichita	LCF	2	3	2	0-1	4-0	W, 7-4
34	Robbie Glendinning (5)	28 - 5/10/2022	vs. Wichita	LF	0	8	1	0-2	7-4	W, 7-4
35	Logan Porter (3)	29 - 5/11/2022	vs. Wichita	LCF	0	7	0	3-1	1-3	L, 4-3
36	Michael Massey (6)	30 - 5/12/2022	vs. Wichita	LF	0	6	0	3-2	4-4	L, 10-4
37	Tucker Bradley (3)	31 - 5/13/2022	vs. Wichita	RCF	3	5	0	0-0	4-0	W, 7-0
38	Nick Loftin (4)	31 - 5/13/2022	vs. Wichita	LF	1	7	2	3-1	7-0	W, 7-0
39	Logan Porter (4)	32 - 5/14/2022	vs. Wichita	RCF	0	2	2	2-2	1-4	L, 7-6
40	Michael Massey (7)	33 - 5/21/2022	@ Arkansas	RF	2	3	1	0-0	4-4	W, 11-4
41	John Rave (3)	38 - 5/22/2022	@ Arkansas	RF	2	3	2	1-1	5-0	W, 10-5
42	Tucker Bradley (4)	38 - 5/22/2022	@ Arkansas	RCF	2	5	2	1-1	10-1	W, 10-5
43	Robbie Glendinning (6)	39 - 5/24/2022	@ Midland	RF	1	1	2	0-1	2-0	W, 8-5
44	Michael Massey (8)	39 - 5/24/2022	@ Midland	RCF	3	7	2	1-2	7-3	W, 8-5
45	Seuly Matias (6)	40 - 5/25/2022	@ Midland	LF	0	2	1	2-2	2-0	W, 11-3
46	Nate Eaton (4)	40 - 5/25/2022	@ Midland	LF	0	5	1	2-0	6-1	W, 11-3
47	Nick Loftin (5)	42 - 5/27/2022	@ Midland	LCF	0	3	2	1-0	7-1	W, 14-6
48	Seuly Matias (7)	43 - 5/28/2022	@ Midland	LF	0	6	0	0-1	5-5	W, 9-7
49	Tucker Bradley (5)	43 - 5/28/2022	@ Midland	CF	0	8	2	0-1	6-7	W, 9-7
50	Jake Means (3)	44 - 5/29/2022	@ Midland	LCF	0	8	0	0-0	1-3	L, 3-1
51	Seuly Matias (8)	45 - 5/31/2022	vs. Corpus Christi	LF	0	7	0	3-2	7-8	L, 8-7
52	Jake Means (4)	48 - 6/3/2022	vs. Corpus Christi	LF	2	2	2	0-0	3-0	L, 5-4
53	Logan Porter (5)	48 - 6/3/2022	vs. Corpus Christi	LF	0	8	1	0-0	4-5	L, 5-4
54	Logan Porter (6)	49 - 6/4/2022	vs. Corpus Christi	CF	0	2	0	3-2	1-2	W, 6-5
55	<i>Seuly Matias (9)</i>	<i>49 - 6/4/2022</i>	<i>vs. Corpus Christi</i>	<i>LF</i>	<i>1</i>	<i>10</i>	<i>2</i>	<i>1-1</i>	<i>6-5</i>	<i>W, 6-5</i>
56	Tucker Bradley (6)	50 - 6/5/2022	vs. Corpus Christi	LF	1	4	0	3-2	2-8	L, 17-4
57	Ryan Grotjohn (2)	50 - 6/5/2022	vs. Corpus Christi	LF	1	8	1	1-0	4-15	L, 17-4
58	John Rave (4)	51 - 6/7/2022	@ Tulsa	RCF	0	9	2	1-1	2-5	L, 5-2
59	Nick Loftin (6)	52 - 6/9/2022	@ Tulsa	LF	0	4	1	2-1	1-3	W, 5-3
60	Logan Porter (7)	52 - 6/9/2022	@ Tulsa	LF	1	4	1	1-1	3-3	W, 5-3
61	Michael Massey (9)	54 - 6/10/2022	@ Tulsa	RCF	1	3	1	0-1	3-1	W, 13-4
62	Seuly Matias (10)	54 - 6/10/2022	@ Tulsa	LCF	0	6	0	1-2	5-4	W, 13-4
63	Maikel Garcia (1)	54 - 6/10/2022	@ Tulsa	LF	2	7	2	3-1	13-4	W, 13-4
64	John Rave (5)	55 - 6/11/2022	@ Tulsa	RF	2	5	1	1-2	4-7	L, 9-4
65	Jake Means (5)	57 - 6/14/2022	vs. Arkansas	LF	1	3	0	1-1	2-1	W, 7-5
66	Tyler Gentry (1)	59 - 6/16/2022	vs. Arkansas	RCF	0	2	1	3-2	1-6	L, 13-8
67	Maikel Garcia (2)	60 - 6/17/2022	vs. Arkansas	LCF	0	1	0	2-0	1-0	L, 13-2
68	Tyler Gentry (2)	61 - 6/18/2022	vs. Arkansas	LCF	2	2	2	0-2	7-0	W, 9-0
69	Tyler Gentry (3)	64 - 6/22/2022	vs. Springfield	RF	1	3	1	2-0	3-1	L, 9-6
70	Seuly Matias (11)	64 - 6/22/2022	vs. Springfield	RCF	0	4	0	2-1	4-1	L, 9-6
71	Brhet Bewley (2)	65 - 6/23/2022	vs. Springfield	LF	1	3	0	0-0	2-4	L, 11-2
72	John Rave (6)	67 - 6/25/2022	vs. Springfield	RF	1	2	0	3-1	2-4	L, 13-10
73	Robbie Glendinning (7)	67 - 6/25/2022	vs. Springfield	LCF	0	4	0	0-1	4-5	L, 13-10
74	Sebastian Rivero (4)	67 - 6/25/2022	vs. Springfield	LF	1	8	0	3-2	10-13	L, 13-10
75	Robbie Glendinning (8)	68 - 6/26/2022	vs. Springfield	LF	0	6	2	1-1	2-7	L, 8-2

HR #	PLAYER (SEASON #)	GM # - DATE	OPPONENT	DIRECTION	ON BASE	INNING	OUTS	COUNT	SCORE	FINAL
76	John Rave (7)	69 - 6/28/2022	@ Amarillo	LCF	3	1	1	0-1	4-0	W, 20-6
77	Seuly Matias (12)	69 - 6/28/2022	@ Amarillo	CF	0	6	2	1-1	11-1	W, 20-6
78	Tyler Gentry (4)	69 - 6/28/2022	@ Amarillo	LCF	0	8	1	3-2	12-4	W, 20-6
79	Nick Loftin (7)	69 - 6/28/2022	@ Amarillo	LCF	1	9	1	0-0	17-4	W, 20-6
80	Seuly Matias (13)	69 - 6/28/2022	@ Amarillo	LF	1	9	2	0-0	20-4	W, 20-6
81	Nick Loftin (8)	70 - 6/29/2022	@ Amarillo	LCF	0	1	1	0-0	1-0	L, 10-4
82	Tyler Gentry (5)	70 - 6/29/2022	@ Amarillo	RF	0	1	1	2-1	2-0	L, 10-4
83	Tyler Gentry (6)	70 - 6/29/2022	@ Amarillo	LCF	1	8	0	2-2	4-10	L, 10-4
84	Nick Loftin (9)	71 - 6/30/2022	@ Amarillo	LF	0	3	0	0-0	2-0	L, 5-4
85	Robbie Glendinning (9)	71 - 6/30/2022	@ Amarillo	LCF	0	3	1	0-2	3-0	L, 5-4
86	Jake Means (6)	71 - 6/30/2022	@ Amarillo	LCF	0	7	0	1-2	4-0	L, 5-4
87	Tyler Gentry (7)	72 - 7/1/2022	@ Amarillo	LCF	2	1	0	0-0	3-0	L, 11-10
88	Nick Loftin (10)	72 - 7/1/2022	@ Amarillo	LF	0	5	0	0-0	5-2	L, 11-10
89	Robbie Glendinning (10)	72 - 7/1/2022	@ Amarillo	RCF	2	9	2	0-0	10-11	L, 11-10
90	Robbie Glendinning (11)	73 - 7/2/2022	@ Amarillo	LCF	1	3	0	1-0	3-6	L, 13-12
91	Maikel Garcia (3)	73 - 7/2/2022	@ Amarillo	LCF	0	5	2	3-1	7-8	L, 13-12
92	Robbie Glendinning (12)	74 - 7/3/2022	@ Amarillo	LCF	1	1	1	3-2	3-0	W, 10-4
93	John Rave (8)	74 - 7/3/2022	@ Amarillo	LF	1	7	0	2-2	9-4	W, 10-4
94	Robbie Glendinning (13)	74 - 7/3/2022	@ Amarillo	LCF	0	9	1	2-2	10-4	W, 10-4
95	Tyler Croyley (1)	75 - 7/4/2022	vs. Tulsa	LF	0	6	2	2-2	5-5	W, 7-6
96	John Rave (9)	76 - 7/7/2022	vs. Tulsa	RF	1	3	1	0-0	6-3	W, 12-4
97	Robbie Glendinning (14)	79 - 7/9/2022	vs. Tulsa	RF	0	7	0	2-2	4-3	W, 4-3
98	Logan Porter (8)	82 - 7/13/2022	@ Corpus Christi	LF	0	4	1	2-0	3-2	L, 10-3
99	Tyler Gentry (8)	83 - 7/14/2022	@ Corpus Christi	LF	0	8	2	1-1	2-12	L, 16-3
100	Nick Loftin (11)	84 - 7/15/2022	@ Corpus Christi	LF	0	3	0	3-1	3-5	W, 9-5
101	Logan Porter (9)	84 - 7/15/2022	@ Corpus Christi	LF	0	5	2	2-1	4-5	W, 9-5
102	CJ Alexander (1)	85 - 7/16/2022	@ Corpus Christi	LCF	0	2	0	0-0	3-2	L, 12-7
103	Jake Means (7)	85 - 7/16/2022	@ Corpus Christi	LF	0	2	0	0-0	4-2	L, 12-7
104	Tyler Gentry (9)	86 - 7/17/2022	@ Corpus Christi	LF	1	1	1	1-0	2-0	W, 16-7
105	Robbie Glendinning (15)	86 - 7/17/2022	@ Corpus Christi	LCF	3	8	1	0-2	12-2	W, 16-7
106	Maikel Garcia (4)	87 - 7/23/2022	vs. Springfield	LCF	0	9	2	1-0	4-7	L, 7-4
107	Robbie Glendinning (16)	88 - 7/24/2022	vs. Springfield	CF	0	4	2	3-2	1-7	L, 11-4
108	John Rave (10)	91 - 7/27/2022	@ Wichita	CF	0	4	0	3-2	3-0	W, 5-0
109	Logan Porter (10)	93 - 7/29/2022	@ Wichita	LCF	0	2	0	0-0	1-0	W, 3-2
110	Tucker Bradley (7)	95 - 7/31/2022	@ Wichita	RF	0	8	0	3-2	1-1	L, 5-3
111	Jake Means (8)	96 - 8/2/2022	vs. Tulsa	LCF	1	3	1	0-0	2-1	W, 9-5
112	John Rave (11)	96 - 8/2/2022	vs. Tulsa	LCF	2	7	1	1-0	8-5	W, 9-5
113	Tyler Gentry (9)	97 - 8/3/2022	vs. Tulsa	RCF	2	3	0	2-2	3-0	W, 6-4
114	CJ Alexander (2)	97 - 8/3/2022	vs. Tulsa	RF	1	3	1	1-2	6-0	W, 6-4
115	Nick Loftin (12)	98 - 8/4/2022	vs. Tulsa	CF	1	1	0	3-2	2-2	L, 23-7
116	Seuly Matias (14)	98 - 8/4/2022	vs. Tulsa	LCF	2	3	1	1-2	5-5	L, 23-7
117	CJ Alexander (3)	98 - 8/4/2022	vs. Tulsa	RF	0	8	0	1-0	7-23	



HOME RUN BREAKDOWN

PLAYER	2022 TOTAL	HOME ROAD		RHP LHP		OUTS			RUNNERS ON				TIED GO		DIRECTION					LAST					
		0	1	2	0	1	2	3	GAME	AHEAD	LF	LCF	CF	RCF	RF	DATE	OPPONENT	PITCHER	KIND	INN	PA SINCE				
Robbie Glendinning	19	9	10	14	5	5	6	8	9	5	4	1	-	6	5	9	1	1	3	8/31	@Tulsa	N. Frasso	3-Run	▲ 3	3
Seuly Matias	15	6	9	11	4	6	4	5	9	4	2	-	3	2	8	5	1	1	-	8/11	@Arkansas	T. Dollard	Solo	▲ 4	30
Tyler Gentry	13	5	8	10	3	6	5	2	6	4	3	-	-	5	3	4	1	2	3	8/21	vs. San Antonio	B. Krauth	2-Run	▼ 3	36
John Rave	13	5	8	10	3	3	7	3	4	4	4	1	-	4	1	3	1	2	6	8/19	vs. San Antonio	O. Hernandez	Solo	▼ 8	41
Nick Loftin	12	2	10	6	6	4	5	3	6	5	-	1	1	2	4	7	1	-	-	8/4	vs. Tulsa	A. Gamboa	2-Run	▼ 1	
Tucker Bradley	11	4	7	11	-	5	3	3	6	2	1	2	2	2	1	1	1	2	6	8/31	@Tulsa	G. Zuniga	Solo	▲ 9	0
Jake Means	11	7	4	8	3	6	2	3	6	4	1	-	-	4	5	5	-	1	-	8/28	vs. Springfield	G. Dalatri	Solo	▼ 6	4
Logan Porter	10	5	5	8	2	4	4	2	8	2	-	-	1	3	6	2	1	1	-	7/29	@Wichita	L. Varland	Solo	▲ 2	
CJ Alexander	9	5	4	7	2	2	3	4	5	2	2	-	-	1	-	1	-	1	7	8/24	vs. Springfield	G. Dalatri	Solo	▼ 9	26
Michael Massey	9	3	6	7	2	3	5	1	3	3	2	1	2	3	1	1	1	4	2	6/10	@Tulsa	B. Miller	2-Run	▲ 3	
Sebastian Rivero	5	5	-	4	1	2	-	3	2	3	-	-	1	1	3	1	-	1	-	8/20	vs. San Antonio	F. Schlichtholz	2-Run	▼ 10	
Maikel Garcia	4	2	2	3	1	1	1	2	3	-	1	-	-	1	1	3	-	-	-	7/23	@Springfield	D. Roach	Solo	▼ 9	
Nate Eaton	4	1	3	4	-	2	2	-	4	-	-	-	-	3	2	2	-	-	-	5/25	@Midland	Z. Plunkett	Solo	▲ 5	
Bhret Bewley	3	2	1	3	-	3	-	-	2	1	-	-	-	-	2	1	-	-	-	8/17	vs. San Antonio	E. Bencomo	2-Run	▼ 7	
Luca Tresh	2	2	-	1	1	1	-	1	1	1	-	-	-	1	1	-	-	1	-	8/27	vs. Springfield	L. Gragg	Solo	▼ 2	12
Ryan Grotjohn	2	2	-	2	-	-	1	1	-	2	-	-	-	1	1	-	-	1	-	6/5	vs. Corpus Christi	J. Sprinkle	2-Run	▼ 8	
Morgan McCullough	1	1	-	1	-	-	-	1	-	-	-	-	-	-	-	-	-	-	1	8/28	vs. Springfield	E. Escobar	Solo	▼ 2	7
Diego Hernández	1	1	-	1	-	-	-	1	-	1	-	-	-	1	-	-	-	1	-	8/26	vs. Springfield	D. Roach	2-Run	▼ 9	13
Tyler Cropley	1	1	-	-	1	-	-	1	-	-	-	-	1	-	1	-	-	-	-	7/4	vs. Tulsa	A. Gamboa	Solo	▼ 6	50
	145	68	77	111	34	53	49	43	76	43	20	6	11	40	45	45	8	19	28						

INNING DISTRIBUTION

1st Inning	2nd Inning	3rd Inning	4th Inning	5th Inning	6th Inning	7th Inning	8th Inning	9th Inning	10th Inning	11th Inning
11	24	26	15	14	10	13	17	12	2	1

NOTABLE NATURALS HOME RUNS

BACK-TO-BACK HOMERS (3)		2-HOMER GAMES (5)		3-HOMER GAMES (0)		GRAND SLAMS (6)	
PLAYERS	DATE/OPPONENT (INN.)	PLAYER (CAREER NO.)	DATE/OPPONENT	PLAYER (CAREER NO.)	DATE/OPPONENT	PLAYER (CAREER NO.)	DATE/OPPONENT (INN.)
Bhret Bewley & Tucker Bradley	5/5 @ Springfield (6th)	Sebastian Rivero (1st)	4/27 vs. Amarillo			Nick Loftin (2nd)	4/22 @ Frisco (2nd)
Nick Loftin & Tyler Gentry	6/29 @ Amarillo (1st)	Seuly Matias (9th)	6/28 @ Amarillo			Tucker Bradley (1st)	4/23 @ Frisco (5th)
CJ Alexander & Jake Means	7/16 @ Corpus Christi (2nd)	Tyler Gentry (2nd)	6/29 @ Amarillo			Tucker Bradley (2nd)	5/13 vs. Wichita (5th)
		Robbie Glendinning (1st)	7/3 @ Amarillo			Michael Massey (2nd)	5/24 @ Midland (7th)
		CJ Alexander (5th)	8/11 @ Arkansas			John Rave (2nd)	6/28 @ Amarillo (1st)
						Robbie Glendinning (2nd)	7/17 @ Corpus Christi (8th)

LEADOFF HOMERS (1)		INSIDE-THE PARK HOMERS (0)		PINCH-HIT HOMERS (0)		WALK-OFF HOMERS (3)	
PLAYER (CAREER NO.)	DATE/OPPONENT	PLAYER (CAREER NO.)	DATE/OPPONENT (INN.)	PLAYER (CAREER NO.)	DATE/OPPONENT (INN.)	PLAYER	DATE/OPPONENT
Maikel Garcia (2nd)	6/17 vs. Arkansas					Seuly Matias	6/4 vs. Corpus Christi
						Sebastian Rivero	8/20 vs. San Antonio
						Diego Hernández	8/26 vs. Springfield

HOME RUN SITUATION	# OF	DATE OF LAST	BATTER ('22 HR #)	PITCHER	COUNT	RUNNERS ON	OUTS	INNING	SCORE @ HR	FINAL
GO-AHEAD HOME RUN	40	August 31 @ Tulsa	Tucker Bradley (11)	Guillermo Zuniga	2-0	0	0	▲ 9	6-5	W, 6-5
GAME-TYING HOME RUN	11	August 20 vs. San Antonio	Tucker Bradley (8)	Lake Bachar	0-0	0	1	▼ 9	2-2	W, 5-3 (10)

NOTABLE OPPOSING HOME RUNS

BACK-TO-BACK HOMERS (3)		2-HOMER GAMES (6)		3-HOMER GAMES (0)		GRAND SLAMS (7)	
PLAYERS	DATE/OPPONENT (INN.)	PLAYER (CAREER NO.)	DATE/OPPONENT	PLAYER (CAREER NO.)	DATE/OPPONENT	PLAYER	DATE/OPPONENT (INN.)
Leandro Cedeño & Jorge Barrosa	5/1 vs. Amarillo (8th)	Dio Arias (1st)	4/21 @ Frisco			Justin Foscue	4/21 @ Frisco (3rd)
Alex Isola & Andrew Bechtold	5/10 vs. Wichita (4th)	Leandro Cedeño (4th)	4/30 vs. Amarillo			Leandro Cedeño	6/30 @ Amarillo (8th)
Leonel Valera & Kody Joese	8/30 @ Tulsa (4th)	Andy Pages (8th)	6/7 @ Tulsa			Wilyer Abreu	7/14 @ Corpus Christi (8th)
		Joe Rizzo (3rd)	6/14 vs. Arkansas			Brandon Lewis	8/5 vs. Tulsa (8th)
		Cade Marlowe (3rd)	6/17 vs. Arkansas			Brandon Dixon	8/17 vs. San Antonio (2nd)
		Edouard Julien (2nd)	7/30 @ Wichita			Chandler Redmond	8/24 vs. Springfield (4th)
						Nick Dunn	8/24 vs. Springfield (7th)

LEADOFF HOMERS (4)		INSIDE-THE PARK HOMERS (0)		PINCH-HIT HOMERS (0)		WALK-OFF HOMERS (0)	
PLAYER	DATE/OPPONENT	PLAYER	DATE/OPPONENT (INN.)	PLAYER	DATE/OPPONENT (INN.)	PLAYER	DATE/OPPONENT
Jonathan Ornelas	4/24 @ Frisco						
Jorge Barrosa	7/3 @ Amarillo						
Jonny DeLuca	7/6 vs. Tulsa						
Edouard Julien	7/30 @ Wichita						


AFTER-INNING RECORDS

	LEADING	TRAILING	TIED
AFTER 1 INNING	17 - 14	12 - 26	19 - 30
AFTER 2 INNINGS	21 - 14	17 - 37	11 - 17
AFTER 3 INNINGS	32 - 16	10 - 41	7 - 12
AFTER 4 INNINGS	31 - 12	9 - 47	9 - 10
AFTER 5 INNINGS	36 - 9	8 - 54	5 - 6
AFTER 6 INNINGS	38 - 10	6 - 55	5 - 4
AFTER 7 INNINGS	41 - 4	3 - 61	3 - 4
AFTER 8 INNINGS	42 - 0	2 - 64	3 - 5

NATURALS BIG INNINGS

DATE	INNING	RUNS
1. 6/28 @ Tulsa	9th Inning	8
6/10 @ Tulsa	7th Inning	8
4/12 vs. Wichita	1st Inning	8
4. 8/7 vs. Tulsa	4th Inning	7
6/18 vs. Arkansas	2nd Inning	7
4/27 vs. Amarillo	4th Inning	7
7. 8/24 vs. Springfield	7th Inning	6
8/17 vs. San Antonio	9th Inning	6
8/3 vs. Tulsa	3rd Inning	6
5/27 @ Midland	2nd Inning	6
5/4 @ Springfield	9th Inning	6

SCORE BY INNINGS

	1	2	3	4	5	6	7	8	9	10	11+	TOTAL
Naturals	75	75	122	73	79	43	97	58	72	10	4	708
Opponents	92	83	117	71	78	110	114	94	27	7	5	798
Difference	-17	-8	5	2	1	-67	-17	-36	45	3	-1	-90
SCORE BY INNINGS V. TULSA	1	2	3	4	5	6	7	8	9	10	11+	TOTAL
Naturals	12	8	26	19	8	7	21	9	3	1	0	114
Drillers	13	9	19	12	20	11	15	14	2	0	0	115
vs. Tulsa Difference	-1	-1	7	7	-12	-4	6	-5	1	1	0	-1

MULTI-RUN INNINGS

	2	3	4	5	6	7	8	9	10+	TOTAL
Naturals	79	54	25	8	5	3	3	-	-	177
Opponents	103	29	31	18	8	5	-	-	2	196

RECORD BY RUNS SCORED/ALLOWED

RUNS	0	1	2	3	4	5	6	7	8	9	10	11+
SCORED	0 - 4	0 - 9	0 - 10	2 - 13	3 - 12	3 - 8	5 - 4	7 - 4	8 - 0	9 - 1	3 - 1	12 - 3
ALLOWED	6 - 0	1 - 0	5 - 5	8 - 2	0 - 3	10 - 11	6 - 6	4 - 7	2 - 5	0 - 5	0 - 5	0 - 22

RECORD BY MARGIN OF VICTORY/DEFEAT

1 Run	2 Runs	3 Runs	4 Runs	5 Runs	6 Runs	7 Runs	8 Runs	9 Runs	10+ Runs
8 - 18	6 - 7	8 - 9	7 - 4	5 - 7	4 - 8	3 - 6	4 - 3	4 - 1	2 - 7

2022 NATURALS MONTH BY MONTH
HITTING

MONTH	AVG	G	AB	R	H	TB	2B	3B	HR	RBI	BB	IBB	SO	SB	CS	OBP	SLG	OPS	SAC	SF	HBP	GIDP	LOB
APRIL	.261	20	690	126	180	291	37	4	22	112	97	1	183	32	5	.357	.422	.779	4	9	11	14	151
MAY	.285	25	892	160	254	406	53	6	29	151	94	3	222	31	7	.353	.455	.808	8	15	9	18	190
JUNE	.232	26	848	139	197	345	43	0	35	128	112	0	246	32	6	.335	.407	.742	4	7	22	16	175
JULY	.267	24	821	134	219	349	52	3	24	119	115	1	238	31	9	.360	.425	.785	5	11	11	17	190
AUGUST	.246	26	861	149	212	353	36	0	35	138	142	3	252	30	11	.357	.410	.767	2	16	15	11	206
SEPTEMBER																							
TOTAL	.259	121	4112	708	1063	1745	221	13	145	648	560	8	1141	156	38	.352	.424	.776	23	58	68	76	912

PITCHING

MONTH	W	L	ERA	G	GS	CG	SHO	GF	HLD	SV	SVO	IP	H	R	ER	HR	HB	BB	SO	WP	BK	WHIP	AVG
APRIL	9	11	5.98	20	20	0	0	20	3	3	5	179.0	194	127	119	25	11	87	158	17	1	1.57	.276
MAY	13	12	4.43	25	25	0	2	25	4	3	6	219.1	197	120	108	25	12	123	249	9	1	1.46	.239
JUNE	10	16	6.17	26	26	1	3	25	2	2	4	227.2	242	174	156	33	17	136	248	11	6	1.66	.270
JULY	8	16	6.78	24	24	0	1	24	1	3	4	207.0	247	177	156	40	27	138	209	20	2	1.86	.294
AUGUST	11	15	6.76	26	26	0	0	26	3	4	10	229.0	260	200	172	30	17	152	220	23	3	1.80	.284
SEPTEMBER																							
TOTAL	51	70	6.03	121	121	1	6	120	13	15	29	1062.0	1140	798	711	153	84	636	1084	80	13	1.67	.273

2022 WALK-OFF TRACKER (5 FOR, 3 AGAINST)

GAME #	DATE	OPPONENT	FINAL (INN.)	PLAYER	WINNING RUN	PITCHER	HOW	OUTS	COUNT
33	May 18	@ Arkansas	L, 7-5 (10)	Zach DeLoach	Jack Larsen	Walter Pennington	RBI single to right field	2	0-1
41	May 26	@ Midland	L, 2-1 (10)	Shane Selman	Logan Davidson	Zack Phillips	RBI single to right-center field	2	2-2
49	June 4	vs. Corpus Christi	W, 6-5 (10)	Seuly Matias	Seuly Matias	Devin Conn	2-run home run to left field	2	1-1
71	June 30	@ Amarillo	L, 5-4 (9)	Andy Yerzy	Tim Tawa	Yefri Del Rosario	Sacrifice fly to right field	2	0-1
75	July 4	vs. Tulsa	W, 7-6 (10)	Seuly Matias	John Rave	Guillermo Zuniga	RBI single to right-center field	0	1-2
111	August 19	vs. San Antonio	W, 9-8 (9)	Diego Hernández	Jake Means	Oswaldo Hernandez	RBI fielder's choice to 2nd base	1	0-0
112	August 20	vs. San Antonio	W, 5-3 (10)	Sebastian Rivero	Jake Means	Fred Schlichtholz	2-run home run to left field	2	1-0
117	August 26	vs. Springfield	W, 6-4 (9)	Diego Hernández	John Rave	Dalton Roach	2-run home run to right field	2	1-1

Bold Indicates Naturals Walk-off

2022 NATURALS EJECTIONS (7)

DATE	INNING	WHO (POSITION)	WHY	UMPIRE (POSITION)
June 2 vs. Corpus Christi	▼ 7	Robbie Glendinning (1B)	Arguing (Balls/Strikes)	Steven Rios Jr. (HP)
June 3 vs. Corpus Christi	▼ 5	Michael Massey (DH)	Arguing (Balls/Strikes)	Mike Carroll (HP)
June 24 vs. Springfield	▼ 3	Seuly Matias (RF)	Arguing (Balls/Strikes)	Pete Talkington (HP)
July 17 @ Corpus Christi	▲ 3	Jake Means (2B)	Instigating	Ty Krauss (HP)
August 19 vs. San Antonio	▼ 6	Robbie Glendinning (2B)	Arguing (Check Swing)	Jake Bruner (HP)
August 19 vs. San Antonio	▼ 6	Chris Widger (Manager)	Arguing	Jake Bruner (HP)
August 28 vs. Springfield	▲ 6	Chris Widger (Manager)	Arguing	Isaias Barba (1B)



MONTH	
April	9-11
May	13-12
June	10-16
July	8-16
August	11-15
September	

OPPONENT	
vs. Amarillo	5-7
vs. Arkansas	6-12
vs. Corpus Christi	4-8
vs. Frisco	4-2
vs. Midland	4-2
vs. San Antonio	3-3
vs. Springfield	8-16
vs. Tulsa	11-9
vs. Wichita	6-11

PITCHING	
vs. Left-Handed Starter	11-7
vs. Right-Handed Starter	40-53
WITH Left-Handed Starter	38-37
WITH Right-Handed Starter	13-33
0-5 strikeouts	2-9
6-10 strikeouts	31-44
11+ strikeouts	18-17

SCORING	
1-Run Games	8-18
2-Run Games	6-7
3-4-Run Games	16-13
5+ Run Games	21-31

Extra Innings	4-4
Shutouts	6-4
Doubleheaders	2-0 (1 Sweep)

Scoring 0-2 Runs	0-23
3-5 Runs	8-33
6-9 Runs	29-9
10+ Runs	14-5

Opponent 0-2 Runs	12-4
3-5 Runs	27-17
6-9 Runs	12-22
10+ Runs	0-27

Scored in 1st Inning	20-17
Opponent scored in 1st	15-30
Scores first	31-23
Opponent scores first	20-47

HITTING	
Naturals 0-5 hits	3-22
6-9 hits	13-33
10+ hits	35-15

Opponent 0-5 hits	13-2
6-9 hits	23-25
10+ hits	15-43

Hit 0 home runs	8-30
1 home run	16-25
2 home runs	18-8
3+ home runs	9-7

Opponent hit 0 home runs	19-14
1 home run	20-25
2 home runs	9-17
3+ home runs	3-14

Out-hit opponent	42-11
Out-hit by opponent	5-56
Hits are tied	4-3

Leave 0-5 runners on base	9-16
6-9 on base	30-40
10+ on base	12-14

Opponent leaves 0-5 runners on base	10-11
6-9 on base	27-37
10+ on base	14-22

Steals 0 bases	6-35
1 base	19-22
2+ bases	26-13

FIELDING	
Made 0 errors	31-24
1 error	11-21
2 errors	7-19
3+ errors	2-6

Opponent made 0 errors	16-31
1 error	22-22
2 errors	9-12
3+ errors	4-5

TEAM HIGHS

LONGEST WIN STREAK	4 Games (2x)	Last: August 19-21, 23
LONGEST LOSING STREAK	7 Games	Last: August 11-18
LONGEST HOME WINNING STREAK	4 Games	August 19-21, 23
LONGEST HOME LOSING STREAK	6 Games	June 21-26
LONGEST ROAD WINNING STREAK	4 Games	Last: May 21-22, 24-25
LONGEST ROAD LOSING STREAK	4 Games (3x)	August 11-14
LARGEST MARGIN OF VICTORY	14 Runs	June 28 @ Amarillo, 20-6 W
LARGEST MARGIN OF DEFEAT	16 Runs	August 4 vs. Tulsa, 23-7 L
LONGEST GAME, INNINGS	11 Innings	April 26 vs. Amarillo, 6-5 L
LONGEST GAME, TIME	3:55	April 8 @ Springfield, 11-8 W
LONGEST 9-INNING GAME, TIME (PRE-PITCH CLOCK)	3:55	April 8 @ Springfield, 11-8 W
LONGEST 9-INNING GAME, TIME (POST-PITCH CLOCK)	3:45	August 4 vs. Tulsa, 23-7 L
SHORTEST 9-INNING GAME, TIME	1:58	May 29 @ Midland, 3-1 L
SHORTEST GAME, TIME	1:41	Game 2 - June 9 @ Tulsa, 3-0 W (7 Innings)
LARGEST COMEBACK WIN	4 Runs (4x)	Last: After the 3rd inning, May 28 @ Midland, 9-7 W (10)
LARGEST MARGIN OF LEAD SURRENDERED (IN A LOSS)	7 Runs	After the end of the 2nd inning, August 5 vs. Tulsa, 12-9 L
MOST ERRORS, TEAM	5	June 16 vs. Arkansas, 18-3 L
MOST ERRORS, PLAYER	2 (3x)	Last: Jake Means, August 28 vs. Springfield, 7-2 W
LARGEST CROWD, HOME	5,857	April 30 vs. Amarillo, 7-5 L
LARGEST CROWD, ROAD	7,977, ONEOK Field (Tulsa)	June 10 @ Tulsa, 13-4 W
WARMEST FIRST PITCH	100°	July 26 @ Wichita, 9-3 L
COLDEST FIRST PITCH	42°	April 8 @ Springfield, 11-8 W

OFFENSIVE HIGHS

MOST RUNS SCORED, GAME	20	June 28 @ Amarillo, 20-6 W
MOST RUNS SCORED, INNING	8 (3x)	Last: 9th Inning, June 28 @ Amarillo, 20-6 W
MOST CONSECUTIVE INNINGS SCORED	7 (2x) *	Last: 1st through 7th Innings, May 25 @ Midland, 11-3 W
FEWEST HITS, GAME	0 ^	August 12 @ Arkansas, 6-0 L
MOST HITS, GAME	17 (4x)	June 28 @ Amarillo, 20-6 W
MOST DOUBLES, GAME	7	June 28 @ Amarillo, 20-6 W
MOST TRIPLES, GAME	1 (13x)	Last: July 31 @ Wichita, 5-3 L
MOST HOME RUNS, GAME	5	June 28 @ Amarillo, 20-6 W
MOST EXTRA-BASE HITS, GAME	12 *	7 Doubles + 5 Home Runs, June 28 @ Amarillo, 20-6 W
MOST RBI, GAME	20 ^	June 28 @ Amarillo, 20-6 W
MOST RUNNERS LOB, GAME	13 (2x)	Last: August 19 vs. San Antonio, 9-8 W
MOST TOTAL BASES, GAME	39	June 28 @ Amarillo, 20-6 W
MOST WALKS, GAME	13	August 5 vs. Tulsa, 12-9 L
MOST STRIKEOUTS, GAME	17	June 7 @ Tulsa, 5-2 L
FEWEST STRIKEOUTS, GAME	3 (3x)	Last: July 24 vs. Springfield, 11-4 L
MOST STOLEN BASES, GAME	6	July 6 vs. Tulsa, 12-4 W
MOST HIT BY PITCHES	4	June 19 vs. Arkansas, 4-0 W

INDIVIDUAL OFFENSIVE HIGHS

MOST RUNS, GAME	4 (5x) ^	Last: CJ Alexander, August 17 vs. San Antonio, 20-15 L
MOST HITS, GAME	4 (3x)	Last: Nick Loftin, July 15 @ Corpus Christi, 9-5 W
MOST DOUBLES, GAME	3, Nick Loftin ^	May 4 @ Springfield, 13-3 W
MOST TRIPLES, GAME	1 (13x)	Last: CJ Alexander, July 31 @ Wichita, 5-3 L
MOST HOME RUNS, GAME	2 (5x)	Last: CJ Alexander, August 11 @ Arkansas, 6-4 L
MOST RBI, GAME	6 (2x)	Last: CJ Alexander, August 5 vs. Tulsa, 12-9 L
MOST WALKS, GAME	4, Robbie Glendinning	August 25 vs. Springfield, 14-6 L
MOST STRIKEOUTS, GAME	4 (5x)	Last: CJ Alexander, August 20 vs. San Antonio, 5-3 W (10)
MOST STOLEN BASES, GAME	3, Tucker Bradley	July 9 vs. Tulsa, 6-3 W
MOST HIT BY PITCHES, GAME	3, Tyler Croypley ^	June 19 vs. Arkansas, 4-0 W

PITCHING HIGHS

MOST RUNS ALLOWED, GAME	23	August 4 vs. Tulsa, 23-7 L
MOST RUNS ALLOWED, INNING	12 *	7th Inning, August 24 vs. Springfield, 18-7 L
FEWEST HITS ALLOWED, GAME	2	June 2 vs. Corpus Christi, 8-2 W
MOST HITS ALLOWED, GAME	21	August 4 vs. Tulsa, 23-7 L
FEWEST STRIKEOUTS, GAME	0 ^	April 10 @ Springfield, 10-5 L
MOST STRIKEOUTS, GAME	18	June 4 vs. Corpus Christi, 6-5 W (10)
FEWEST WALKS ALLOWED, GAME	0 (2x)	Last: June 11 @ Tulsa, 9-4 L
MOST WALKS ALLOWED, GAME	16 *	June 5 vs. Corpus Christi, 17-4 L
MOST HOME RUNS ALLOWED, GAME	5 (2x)	Last: August 4 vs. Tulsa, 23-7 L

INDIVIDUAL PITCHING HIGHS

MOST RUNS ALLOWED, GAME	9, Noah Murdock	July 16 @ Corpus Christi, 13-7 L
MOST EARNED RUNS ALLOWED, GAME	9, Noah Murdock	July 16 @ Corpus Christi, 13-7 L
FEWEST HITS ALLOWED, GAME (STARTER)	0 (2x)	Last: Asa Lacy (0.2 IP), July 15 @ Corpus Christi, 9-5 W
MOST HITS ALLOWED, GAME	10 (4x)	Last: Anthony Veneziano, August 5 vs. Tulsa, 12-9 L
MOST HOME RUNS ALLOWED, GAME	4	July 2 @ Amarillo, 13-12 L
MOST STRIKEOUTS	10 (5x)	Last: Anthony Veneziano, July 23 vs. Springfield, 7-4 L
MOST CONSECUTIVE STRIKEOUTS	8, Alec Marsh (2nd to 4th Innings) *	May 19 @ Arkansas, 5-0 L
MOST WALKS ALLOWED, GAME	6 (3x)	Last: Noah Murdock, July 26 @ Wichita, 9-3 L
MOST HIT BATTERS, GAME	4, Noah Murdock ^	July 26 @ Wichita, 9-3 L
MOST INNINGS PITCHED, STARTER	7.0 (4x)	Last: Angel Zerpa, June 30 @ Amarillo, 5-4 L
MOST PITCHES THROWN, STARTER	103, Alec Marsh	August 24 vs. Springfield, 18-7 L
MOST INNINGS PITCHED, RELIEVER	4.2, Anthony Veneziano	May 14 vs. Wichita, 7-6 L
MOST PITCHES THROWN, RELIEVER	74, Dante Biasi	May 21 @ Arkansas, W, 11-4 (8)

^ Indicates All-Time Naturals Record Tied

* Indicates All-Time Naturals Record Set



DATE	OPPONENT	RESULT	1	2	3	4	5	6	7	8	9
4/8	@ Springfield	W, 11-8	Maikel Garcia	Nick Loftin	Michael Massey	Seuly Matias	Sebastian Rivero	Robbie Glendinning	Nate Eaton	Jake Means	John Rave
4/9	@ Springfield	L, 14-11	Maikel Garcia	Nick Loftin	Michael Massey	Seuly Matias	Sebastian Rivero	Robbie Glendinning	Nate Eaton	Jake Means	John Rave
4/10	@ Springfield	L, 10-5	Maikel Garcia	John Rave	Michael Massey	Seuly Matias	Nate Eaton	Ryan Grotjohn	Jake Means	Tyler Cropley	Tucker Bradley
4/12	WICHITA	W, 8-6	Maikel Garcia	Nick Loftin	Michael Massey	Seuly Matias	Sebastian Rivero	John Rave	Nate Eaton	Jake Means	Tucker Bradley
4/13	WICHITA	L, 7-1	Maikel Garcia	Nick Loftin	Michael Massey	Seuly Matias	Sebastian Rivero	John Rave	Robbie Glendinning	Logan Porter	Tucker Bradley
4/15	WICHITA	L, 4-2	Maikel Garcia	Nick Loftin	Michael Massey	Seuly Matias	Nate Eaton	Jake Means	Robbie Glendinning	Tyler Cropley	Tucker Bradley
4/16	WICHITA	L, 6-5 (10)	Maikel Garcia	John Rave	Michael Massey	Seuly Matias	Sebastian Rivero	Nate Eaton	Ryan Grotjohn	Tyler Cropley	Tucker Bradley
4/17	WICHITA	L, 5-1	Maikel Garcia	John Rave	Michael Massey	Seuly Matias	Nate Eaton	Robbie Glendinning	Logan Porter	Tyler Cropley	Tucker Bradley
4/19	@ Frisco	L, 4-3	Maikel Garcia	Nick Loftin	Michael Massey	Seuly Matias	Sebastian Rivero	Nate Eaton	Robbie Glendinning	Jake Means	John Rave
4/20	@ Frisco	W, 7-2	Maikel Garcia	Nick Loftin	Michael Massey	Seuly Matias	Sebastian Rivero	Nate Eaton	Robbie Glendinning	Logan Porter	Tucker Bradley
4/21	@ Frisco	L, 12-2	Maikel Garcia	Nick Loftin	Michael Massey	Seuly Matias	John Rave	Robbie Glendinning	Logan Porter	Jake Means	Tucker Bradley
4/22	@ Frisco	W, 11-2	Maikel Garcia	Nick Loftin	Michael Massey	Seuly Matias	Nate Eaton	Sebastian Rivero	Robbie Glendinning	Jake Means	Tucker Bradley
4/23	@ Frisco	W, 12-4	Maikel Garcia	Nick Loftin	Michael Massey	Seuly Matias	John Rave	Sebastian Rivero	Nate Eaton	Jake Means	Tucker Bradley
4/24	@ Frisco	W, 4-3	Nick Loftin	John Rave	Michael Massey	Seuly Matias	Robbie Glendinning	Nate Eaton	Logan Porter	Jake Means	Tucker Bradley
4/26	AMARILLO	L, 6-5 (11)	Maikel Garcia	Nick Loftin	Michael Massey	Seuly Matias	Sebastian Rivero	John Rave	Robbie Glendinning	Nate Eaton	Tucker Bradley
4/27	AMARILLO	W, 12-6	Maikel Garcia	Nick Loftin	Michael Massey	Seuly Matias	John Rave	Sebastian Rivero	Nate Eaton	Logan Porter	Tucker Bradley
4/28	AMARILLO	L, 9-5	Maikel Garcia	Nick Loftin	Michael Massey	Seuly Matias	Nate Eaton	Sebastian Rivero	Robbie Glendinning	Jake Means	Tucker Bradley
4/29	AMARILLO	W, 8-7	Maikel Garcia	Nick Loftin	Michael Massey	Robbie Glendinning	Nate Eaton	John Rave	Logan Porter	Jake Means	Tucker Bradley
4/30	AMARILLO	L, 7-5	Maikel Garcia	Nick Loftin	Michael Massey	Seuly Matias	Nate Eaton	Sebastian Rivero	Logan Porter	Ryan Grotjohn	Tucker Bradley
5/1	AMARILLO	W, 9-5	Maikel Garcia	Nate Eaton	Michael Massey	Seuly Matias	John Rave	Robbie Glendinning	Logan Porter	Jake Means	Tucker Bradley
5/2	@ Springfield	L, 12-5	Maikel Garcia	Nick Loftin	Michael Massey	Seuly Matias	John Rave	Sebastian Rivero	Robbie Glendinning	Jake Means	John Rave
5/4	@ Springfield	W, 13-3	Maikel Garcia	Nick Loftin	Michael Massey	Seuly Matias	Nate Eaton	Sebastian Rivero	Robbie Glendinning	Logan Porter	John Rave
5/5	@ Springfield	W, 9-6	Maikel Garcia	Nick Loftin	Robbie Glendinning	Seuly Matias	Nate Eaton	Logan Porter	Jake Means	Brhett Bewley	Tucker Bradley
5/6	@ Springfield	L, 2-1	Maikel Garcia	Nick Loftin	Michael Massey	Seuly Matias	Nate Eaton	Sebastian Rivero	John Rave	Robbie Glendinning	Tucker Bradley
5/7	@ Springfield	W, 4-0	Maikel Garcia	Nick Loftin	Michael Massey	Seuly Matias	John Rave	Logan Porter	Brhett Bewley	Jake Means	Tucker Bradley
5/8	@ Springfield	W, 9-4	Maikel Garcia	Nick Loftin	Michael Massey	Seuly Matias	John Rave	Brhett Bewley	Sebastian Rivero	Jake Means	Tucker Bradley
5/10	WICHITA	W, 7-4	Maikel Garcia	Nick Loftin	Michael Massey	Seuly Matias	John Rave	Nate Eaton	Robbie Glendinning	Logan Porter	Tucker Bradley
5/11	WICHITA	L, 4-3	Maikel Garcia	John Rave	Michael Massey	Seuly Matias	Nate Eaton	Robbie Glendinning	Logan Porter	Jake Means	Tucker Bradley
5/12	WICHITA	L, 10-4	Maikel Garcia	Nick Loftin	Michael Massey	Seuly Matias	Nate Eaton	Robbie Glendinning	Logan Porter	Brhett Bewley	John Rave
5/13	WICHITA	W, 7-0	Maikel Garcia	Nick Loftin	Michael Massey	Seuly Matias	John Rave	Nate Eaton	Gavin Stupieniski	Jake Means	Tucker Bradley
5/14	WICHITA	L, 7-6	Maikel Garcia	Nick Loftin	Michael Massey	Seuly Matias	Robbie Glendinning	Sebastian Rivero	Logan Porter	Jake Means	Tucker Bradley
5/15	Wichita	Cancelled/Rain									
5/17	@ Arkansas	L, 7-6 (10)	Maikel Garcia	Nick Loftin	Michael Massey	Seuly Matias	Nate Eaton	John Rave	Robbie Glendinning	Logan Porter	Tucker Bradley
5/18	@ Arkansas	L, 5-4	Maikel Garcia	Nick Loftin	Michael Massey	Seuly Matias	Nate Eaton	Robbie Glendinning	Logan Porter	Jake Means	John Rave
5/19	@ Arkansas	L, 5-0	Maikel Garcia	Nate Eaton	Michael Massey	Seuly Matias	Robbie Glendinning	John Rave	Logan Porter	Brhett Bewley	Tucker Bradley
5/20	@ Arkansas	L, 2-1	Maikel Garcia	Nick Loftin	Michael Massey	Seuly Matias	Nate Eaton	John Rave	Jake Means	Gavin Stupieniski	Tucker Bradley
5/21	@ Arkansas	W, 11-4 (8)	Maikel Garcia	Nick Loftin	Michael Massey	Logan Porter	Nate Eaton	John Rave	Robbie Glendinning	Jake Means	Tucker Bradley
5/22	@ Arkansas	W, 10-5	Maikel Garcia	Nick Loftin	Michael Massey	Robbie Glendinning	Nate Eaton	John Rave	Gavin Stupieniski	Ryan Grotjohn	John Rave
5/23	@ Midland	W, 8-5	Maikel Garcia	Nick Loftin	Michael Massey	Robbie Glendinning	Nate Eaton	Seuly Matias	Logan Porter	Jake Means	Tucker Bradley
5/25	@ Midland	W, 11-3	Maikel Garcia	Nick Loftin	Michael Massey	Robbie Glendinning	Nate Eaton	Seuly Matias	Logan Porter	Jake Means	Tucker Bradley
5/26	@ Midland	L, 2-1 (10)	Maikel Garcia	Nick Loftin	Michael Massey	Robbie Glendinning	Brhett Bewley	Seuly Matias	Jake Means	Ryan Grotjohn	Tucker Bradley
5/27	@ Midland	W, 14-6	Maikel Garcia	Nick Loftin	Michael Massey	Robbie Glendinning	Logan Porter	Seuly Matias	Brhett Bewley	Jake Means	Tucker Bradley
5/28	@ Midland	W, 28-7	Maikel Garcia	Brhett Bewley	Michael Massey	Robbie Glendinning	Logan Porter	Seuly Matias	Jake Means	Jake Means	Tucker Bradley
5/29	@ Midland	W, 8-5	Maikel Garcia	Nick Loftin	Michael Massey	Robbie Glendinning	Brhett Bewley	Seuly Matias	Gavin Stupieniski	Jake Means	Tucker Bradley
5/31	CORPUS CHRISTI	L, 8-7	Maikel Garcia	Nick Loftin	Michael Massey	Robbie Glendinning	Logan Porter	Seuly Matias	Ryan Grotjohn	Jake Means	Tucker Bradley
6/1	CORPUS CHRISTI	L, 6-2	Maikel Garcia	Brhett Bewley	Michael Massey	Robbie Glendinning	Logan Porter	Seuly Matias	Ryan Grotjohn	Jake Means	Tucker Bradley
6/2	CORPUS CHRISTI	W, 8-2	Tucker Bradley	Maikel Garcia	Michael Massey	Robbie Glendinning	Seuly Matias	Brhett Bewley	Gavin Stupieniski	Jake Means	Parker Bates
6/3	CORPUS CHRISTI	L, 5-4	Maikel Garcia	Brhett Bewley	Michael Massey	Robbie Glendinning	Logan Porter	Seuly Matias	Ryan Grotjohn	Jake Means	Parker Bates
6/4	CORPUS CHRISTI	W, 10-5	Maikel Garcia	Tucker Bradley	Michael Massey	Robbie Glendinning	Seuly Matias	John Rave	Logan Porter	Jake Means	Tucker Bradley
6/5	CORPUS CHRISTI	L, 17-4	Maikel Garcia	Tucker Bradley	Michael Massey	Robbie Glendinning	John Rave	Seuly Matias	Gavin Stupieniski	Jake Means	Brhett Bewley
6/7	@ Tulsa	L, 5-2	Maikel Garcia	Tucker Bradley	Michael Massey	Logan Porter	Nick Loftin	Seuly Matias	Robbie Glendinning	Jake Means	John Rave
6/8	@ Tulsa	Postponed/Rain									
6/9 G1	@ Tulsa	W, 5-3 (7)	Maikel Garcia	Nick Loftin	Michael Massey	Logan Porter	Robbie Glendinning	Seuly Matias	John Rave	Jake Means	Brhett Bewley
6/9 G2	@ Tulsa	W, 3-0 (7)	Maikel Garcia	Nick Loftin	Michael Massey	Logan Porter	Tucker Bradley	Seuly Matias	Jake Means	Gavin Stupieniski	Ryan Grotjohn
6/10	@ Tulsa	W, 9-4	Maikel Garcia	Nick Loftin	Michael Massey	Logan Porter	John Rave	Seuly Matias	Jake Means	Robbie Glendinning	Jake Means
6/11	@ Tulsa	L, 9-4	Maikel Garcia	Nick Loftin	Michael Massey	Logan Porter	John Rave	Robbie Glendinning	Jake Means	Tucker Bradley	Brhett Bewley
6/12	@ Tulsa	W, 7-3	Tucker Bradley	Nick Loftin	Michael Massey	Robbie Glendinning	John Rave	Gavin Stupieniski	Brhett Bewley	Jake Means	Ryan Grotjohn
6/14	ARKANSAS	W, 5-4	Maikel Garcia	Nick Loftin	John Rave	Tyler Gentry	Logan Porter	Robbie Glendinning	Tyler Cropley	Jake Means	Tucker Bradley
6/15	ARKANSAS	L, 5-4	Maikel Garcia	Nick Loftin	John Rave	Logan Porter	Tyler Gentry	Sebastian Rivero	Robbie Glendinning	Jake Means	Tucker Bradley
6/16	ARKANSAS	L, 13-8	Maikel Garcia	Nick Loftin	John Rave	Logan Porter	Tyler Gentry	John Rave	Robbie Glendinning	Ryan Grotjohn	Tucker Bradley
6/17	ARKANSAS	L, 13-2	Maikel Garcia	Nick Loftin	John Rave	Logan Porter	John Rave	Robbie Glendinning	Ryan Grotjohn	Tyler Cropley	Tucker Bradley
6/18	ARKANSAS	W, 9-0	Maikel Garcia	Nick Loftin	Tyler Gentry	Logan Porter	John Rave	Robbie Glendinning	Sebastian Rivero	Jake Means	Tucker Bradley
6/19	ARKANSAS	W, 4-0	Maikel Garcia	Tucker Bradley	Tyler Gentry	Seuly Matias	John Rave	Jake Means	Tyler Cropley	Brhett Bewley	Ryan Grotjohn
6/21	SPRINGFIELD	L, 5-3	Maikel Garcia	Nick Loftin	Tyler Gentry	Logan Porter	John Rave	Seuly Matias	Sebastian Rivero	Robbie Glendinning	Jake Means
6/22	SPRINGFIELD	L, 12-2	Maikel Garcia	Nick Loftin	Tyler Gentry	Logan Porter	John Rave	Logan Porter	Robbie Glendinning	Jake Means	Tucker Bradley
6/23	SPRINGFIELD	L, 11-2	Maikel Garcia	Nick Loftin	Tyler Gentry	Seuly Matias	Robbie Glendinning	Tucker Bradley	Sebastian Rivero	Jake Means	Brhett Bewley
6/24	SPRINGFIELD	L, 7-1	Maikel Garcia	Tucker Bradley	Logan Porter	Tyler Gentry	Robbie Glendinning	John Rave	Sebastian Rivero	Jake Means	Ryan Grotjohn
6/25	SPRINGFIELD	L, 13-10	Nick Loftin	Tucker Bradley	Logan Porter	Robbie Glendinning	John Rave	Seuly Matias	Sebastian Rivero	Brhett Bewley	Ryan Grotjohn
6/26	SPRINGFIELD	L, 8-2	Maikel Garcia	Nick Loftin	Tyler Gentry	Robbie Glendinning	John Rave	Seuly Matias	Sebastian Rivero	Jake Means	Tyler Cropley
6/28	@ Amarillo	W, 20-6	Maikel Garcia	Nick Loftin	Tyler Gentry	Robbie Glendinning	John Rave	Seuly Matias	Sebastian Rivero	Jake Means	Tucker Bradley
6/29	@ Amarillo	L, 9-4	Maikel Garcia	Nick Loftin	Tyler Gentry	Robbie Glendinning	John Rave	Seuly Matias	Sebastian Rivero	Jake Means	Tucker Bradley
6/30	@ Amarillo	L, 5-4	Maikel Garcia	Nick Loftin	Tyler Gentry	Robbie Glendinning	Logan Porter	John Rave	Seuly Matias	Jake Means	Tyler Cropley
7/1	@ Amarillo	L, 11-10	Maikel Garcia	Nick Loftin	Tyler Gentry	Robbie Glendinning	Logan Porter	John Rave	Sebastian Rivero	Jake Means	Tucker Bradley
7/2	@ Amarillo	L, 13-12	Maikel Garcia	Nick Loftin	Tyler Gentry	Robbie Glendinning	Logan Porter	Seuly Matias	Jake Means	Tyler Cropley	Brhett Bewley
7/3	@ Amarillo	W, 10-4	Nick Loftin	Tucker Bradley	Tyler Gentry	Robbie Glendinning	John Rave	Seuly Matias	Sebastian Rivero	Jake Means	Ryan Grotjohn
7/4	TULSA	W, 7-6 (10)	Maikel Garcia	Nick Loftin	Logan Porter	Robbie Glendinning	John Rave	Seuly Matias	Tucker Bradley	Jake Means	Tyler Cropley
7/5	TULSA	L, 3-0	Maikel Garcia	Nick Loftin	Logan Porter	Robbie Glendinning	John Rave	Seuly Matias	Tucker Bradley	Sebastian Rivero	Jake Means
7/7	TULSA	L, 3-0	Maikel Garcia	Nick Loftin	Tyler Gentry	Logan Porter	John Rave	Seuly Matias	Tucker Bradley	Sebastian Rivero	Jake Means
7/8	TULSA	L, 3-2	Maikel Garcia	Nick Loftin	Tyler Gentry	Robbie Glendinning	Logan Porter	Seuly Matias	Jake Means	Tyler Cropley	Brhett Bewley
7/9	TULSA	W, 6-3	Tucker Bradley	Nick Loftin	Tyler Gentry	Robbie Glendinning	John Rave	Seuly Matias	Logan Porter	Sebastian Rivero	Ryan Grotjohn
7/10	TULSA	L, 3-3	Maikel Garcia	Tucker Bradley	Nick Loftin	Tyler Gentry	Robbie Glendinning	John Rave	Seuly Matias	Jake Means	Tyler Cropley
7/12	@ Corpus Christi	L, 8-3	Tucker Bradley	Nick Loftin	Logan Porter	Robbie Glendinning	John Rave	Seuly Matias	Jake Means	Morgan McCullough	John Rave
7/13	@ Corpus Christi	L, 10-3	Tucker Bradley	Nick Loftin	Logan Porter	Robbie Glendinning	CJ Alexander	Logan Porter	Seuly Matias	Jake Means	Morgan McCullough
7/14	@ Corpus Christi	L, 16-3	Tucker Bradley	Nick Loftin	Tyler Gentry	Robbie Glendinning	CJ Alexander	Seuly Matias	Jake Means	Gavin Stupieniski	Morgan McCullough
7/15	@ Corpus Christi	W, 9-5	Nick Loftin	Tyler Gentry	Logan Porter	Robbie Glendinning	CJ Alexander	Seuly Matias	Jake Means	Brhett Bewley	Morgan McCullough
7/16	@ Corpus Christi	L, 12-7	Tucker Bradley	Nick Loftin	Tyler Gentry	Robbie Glendinning	Logan Porter	CJ Alexander	Jake Means	Brhett Bewley	Morgan McCullough
7/17	@ Corpus Christi	W, 16-7	Tucker Bradley	Nick Loftin	Tyler Gentry	Robbie Glendinning	Logan Porter	CJ Alexander	Jake Means	Brhett Bewley	Morgan McCullough
7/18	SPRINGFIELD	L, 11-4	Maikel Garcia	Tucker Bradley	Nick Loftin	Tyler Gentry	Robbie Glendinning	Logan Porter	Seuly Matias	Sebastian Rivero	John Rave
7/23	SPRINGFIELD	L, 7-4	Maikel Garcia	Tucker Bradley	Nick Loftin	Tyler Gentry	Robbie Glendinning	Logan Porter	CJ Alexander	Seuly Matias	Sebastian Rivero
7/24	SPRINGFIELD	L, 11-4	Maikel Garcia	Tucker Bradley	Nick Loftin	Tyler Gentry	Robbie Glendinning	Logan Porter	Jake Means	Tyler Cropley	Brhett Bewley
7/26	@ Wichita	L, 9-3	Maikel Garcia	Tucker Bradley	Nick Loftin	Tyler Gentry	Robbie Glendinning	John Rave	CJ Alexander	Logan Porter	Sebastian Rivero
7/27	@ Wichita	W, 5-0	Tucker Bradley	Nick Loftin	Tyler Gentry	Robbie Glendinning	CJ Alexander	Seuly Matias	John Rave	Jake Means	Sebastian Rivero
7/28	@ Wichita	L, 10-2	Tucker Bradley	Nick Loftin	Logan Porter	Robbie Glendinning	John Rave	Seuly Matias	CJ Alexander	Jake Means	Tyler Cropley
7/29	@ Wichita	W, 3-2	Tucker Bradley	Nick Loftin	Tyler Gentry	Logan Porter	John Rave	Seuly Matias	CJ Alexander	Sebastian Rivero	Jake Means
7/30	@ Wichita	L, 11-3	Tucker Bradley	Nick Loftin	Tyler Gentry	Logan Porter	Seuly Matias	Sebastian Rivero	CJ Alexander	Jake Means	Brhett Bewley
7/31	@ Wichita	L, 5-3	Tucker Bradley	Nick Loftin	Tyler Gentry	Robbie Glendinning	John Rave	Logan Porter	CJ Alexander	Seuly Matias	Tyler Cropley
8/2	TULSA	W, 9-5	Tucker Bradley	Nick Loftin	Tyler Gentry	Robbie Glendinning	John Rave	Logan Porter	Seuly Matias	Jake Means	Tyler Cropley
8/3	TULSA	W, 6-4	Tucker Bradley	Nick Loftin	Tyler Gentry	Robbie Glendinning	John Rave	Logan Porter	CJ Alexander	Seuly Matias	Jake Means
8/4	TULSA	L, 23-7	Tucker Bradley	Nick Loftin	Tyler Gentry	Robbie Glendinning	John Rave	Seuly Matias	CJ Alexander	Jake Means	Morgan McCullough
8/5	TULSA	L, 12-9	Tucker Bradley	Nick Loftin	Tyler Gentry	Logan Porter	Seuly Matias	Jake Means	Brhett Bewley	Tyler Cropley	Morgan McCullough
8/6	TULSA	L, 9-2	Tucker Bradley	Nick Loftin	Tyler						



LF

Tucker Bradley, 78 (35-43)
John Rave, 19 (9-10)
Tyler Gentry, 14 (3-11)
Ryan Grotjohn, 4 (1-3)
Nate Eaton, 3 (2-1)
Nick Loftin, 2 (2-0)
Diego Hernández, 1 (0-1)

CF

John Rave, 53 (24-29)
Nick Loftin, 53 (20-33)
Diego Hernández, 11 (5-6)
Parker Bates, 2 (1-1)
Ryan Grotjohn, 1 (1-0)
Tucker Bradley, 1 (0-1)

RF

Seuly Matias, 62 (26-36)
Tyler Gentry, 28 (11-17)
John Rave, 13 (3-10)
Nate Eaton, 7 (3-4)
Tucker Bradley, 5 (3-2)
Diego Hernández, 3 (2-1)
Ryan Grotjohn, 2 (2-0)
Parker Bates, 1 (0-1)

SS

Maikel Garcia, 77 (31-46)
Angelo Castellano, 13 (4-9)
Morgan McCullough, 11 (4-7)
Nick Loftin, 6 (4-2)
Jake Means, 5 (3-2)
Ryan Grotjohn, 4 (2-2)
Jeison Guzmán, 4 (2-2)
Nate Eaton, 1 (1-0)

2B

Michael Massey, 46 (25-21)
Brhet Bewley, 20 (6-14)
Nick Loftin, 19 (7-12)
Robbie Glendinning, 19 (6-13)
Morgan McCullough, 7 (5-2)
Jake Means, 5 (2-3)
Ryan Grotjohn, 5 (0-5)

3B

Jake Means, 62 (24-38)
Nate Eaton, 23 (10-13)
CJ Alexander, 10 (2-8)
Robbie Glendinning, 9 (5-4)
Logan Porter, 6 (3-3)
Brhet Bewley, 4 (4-0)
Nick Loftin, 3 (1-2)
Morgan McCullough, 3 (1-2)
Ryan Grotjohn, 1 (1-0)

SP

Anthony Veneziano, 22 (10-12)
Alec Marsh, 22 (4-18)
Dante Biasi, 15 (9-6)
Ángel Zerpa, 13 (5-8)
Drew Parrish, 10 (5-5)
Andrew Hoffmann, 7 (3-4)
Noah Murdock, 7 (1-6)
Jon Bowlan, 6 (3-3)
T.J. Sikkema, 5 (2-3)
Will Klein, 3 (2-1)
Asa Lacy, 3 (2-1)
Marcelo Martinez, 3 (2-1)
Zack Phillips, 3 (2-1)
Zach Haake, 1 (1-0)
Walter Pennington, 1 (0-1)

1B

Robbie Glendinning, 60 (26-34)
CJ Alexander, 23 (9-14)
Logan Porter, 20 (6-14)
Jake Means, 18 (10-8)

DH

Seuly Matias, 24 (10-14)
Tucker Bradley, 15 (6-9)
Tyler Gentry, 15 (5-10)
Robbie Glendinning, 14 (6-8)
Logan Porter, 14 (4-10)
John Rave, 8 (6-2)
Michael Massey, 8 (2-6)
Nick Loftin, 6 (5-1)
Brhet Bewley, 6 (1-5)
CJ Alexander, 3 (1-2)
Nate Eaton, 2 (2-0)
Jake Means, 2 (2-0)
Ryan Grotjohn, 2 (1-1)
Diego Hernández, 1 (0-1)
Sebastian Rivero, 1 (0-1)

C

Sebastian Rivero, 40 (16-24)
Logan Porter, 35 (19-16)
Tyler Cropley, 23 (5-18)
Luca Tresh, 13 (6-7)
Gavin Stupienski, 10 (5-5)

1	2	3	4	5	6	7	8	9
Maikel Garcia, 76 (30-46) Tucker Bradley, 37 (18-19) Nick Loftin, 6 (4-2) Diego Hernández, 2 (1-1)	Nick Loftin, 77 (35-42) Diego Hernández, 14 (7-7) Tucker Bradley, 12 (3-9) Tyler Gentry, 5 (3-2) John Rave, 5 (1-4) Brhet Bewley, 3 (1-2) Nate Eaton, 2 (1-1) Angelo Castellano, 2 (0-2) Maikel Garcia, 1 (1-0)	Michael Massey, 54 (27-27) Tyler Gentry, 42 (16-26) Logan Porter, 8 (3-5) Robbie Glendinning, 5 (3-2) Nick Loftin, 5 (0-5) John Rave, 4 (1-3) CJ Alexander, 3 (1-2)	Robbie Glendinning, 42 (21-21) Seuly Matias, 32 (14-18) Logan Porter, 18 (8-10) CJ Alexander, 16 (6-10) Tyler Gentry, 7 (0-7) John Rave, 4 (2-2) Jake Means, 2 (0-2)	John Rave, 35 (20-15) Robbie Glendinning, 24 (9-15) Nate Eaton, 19 (7-12) Logan Porter, 15 (4-11) Sebastian Rivero, 9 (4-5) CJ Alexander, 5 (2-3) Tyler Gentry, 3 (1-2) Seuly Matias, 3 (1-2) Luca Tresh, 2 (2-0) Jake Means, 2 (1-1) Brhet Bewley, 2 (0-2) Tucker Bradley, 1 (1-0) Nick Loftin, 1 (0-1)	Seuly Matias, 33 (14-19) John Rave, 29 (11-18) Robbie Glendinning, 13 (4-9) Sebastian Rivero, 12 (5-7) Nate Eaton, 9 (6-3) Logan Porter, 8 (5-3) Jake Means, 4 (2-2) CJ Alexander, 4 (1-3) Luca Tresh, 3 (1-2) Jeison Guzmán, 2 (2-0) Brhet Bewley, 1 (1-0) Tucker Bradley, 1 (0-1) Ryan Grotjohn, 1 (0-1) Gavin Stupienski, 1 (0-1)	Robbie Glendinning, 16 (6-10) Seuly Matias, 16 (6-10) Jake Means, 16 (6-10) Logan Porter, 15 (6-9) Sebastian Rivero, 10 (3-7) Luca Tresh, 7 (3-4) CJ Alexander, 7 (2-5) Ryan Grotjohn, 7 (1-6) Gavin Stupienski, 6 (4-2) Nate Eaton, 5 (4-1) John Rave, 4 (3-1) Tucker Bradley, 4 (2-2) Brhet Bewley, 3 (2-1) Tyler Cropley, 3 (2-1) Angelo Castellano, 1 (1-0) Jeison Guzmán, 1 (0-1)	Jake Means, 59 (27-32) Brhet Bewley, 12 (6-6) Logan Porter, 11 (6-5) Tyler Cropley, 10 (1-9) Sebastian Rivero, 8 (4-4) Morgan McCullough, 7 (2-5) Robbie Glendinning, 3 (1-2) Ryan Grotjohn, 3 (1-2) Gavin Stupienski, 3 (1-2) Seuly Matias, 2 (1-1) Angelo Castellano, 1 (0-0) Jeison Guzmán, 1 (0-1) Luca Tresh, 1 (0-1)	Tucker Bradley, 44 (21-23) Morgan McCullough, 13 (7-6) John Rave, 12 (4-8) Angelo Castellano, 10 (3-7) Tyler Cropley, 10 (2-8) Jake Means, 9 (5-4) Brhet Bewley, 9 (1-8) Ryan Grotjohn, 8 (5-3) Parker Bates, 3 (2-1) Sebastian Rivero, 2 (1-1) Nate Eaton, 1 (0-1)



PLAYER	GS	POSITION										BATTING ORDER																			
		C	1B	2B	3B	SS	LF	CF	RF	OF	DH	1ST	2ND	3RD	4TH	5TH	6TH	7TH	8TH	9TH											
Robbie Glendinning	103		61	19	9																14			5	42	24	13	16	3		
Tucker Bradley	99						78	1	5	84												15	37	12			1	1	4	44	
John Rave	93							19	53	13	85											8		5	4	4	35	29	4	12	
Jake Means	92		18	5	62	5																2				2	2	4	16	59	9
Nick Loftin	89			19	3	6	2	53														6	6	77	5		1				
Seuly Matias	86																					24									
Maikel Garcia	77					77																	76	1							
Logan Porter	75	35	20		6																	14			8	18	15	8	15	11	
Tyler Gentry	57						14			28	42											15		5	42	7	3				
Michael Massey	54			46																		8			54						
Sebastian Rivero	41	40																				1					9	12	10	8	2
Nate Eaton	36				23	1	3			7	10											2		2			19	9	5	1	
CJ Alexander	35		22		10																	3			3	16	5	4	7		
Brhet Bewley	30			20	4																	6		3			2	1	3	12	9
Tyler Cropley	23	23																										3	10	10	
Morgan McCullough	20			7	3	10																								7	13
Ryan Grotjohn	19			5	1	4	4	1	2	7	2											2					1	7	3	8	
Diego Hernández	16					1	11	3	15	1													2	14							
Angelo Castellano	14				14																				2			1	1	10	
Luca Tresh	13	13																									2	3	7	1	
Gavin Stupienski	10	10																									1	6	3		
Jeison Guzmán	4				4																							2	1	1	
Parker Bates	3							2	1	3																					3

OUTFIELD ASSISTS (32)

TUCKER BRADLEY (7)	LF	6
	RF	1
NATE EATON (4)	LF	1
	RF	3
TYLER GENTRY (7)	LF	3
	RF	4
NICK LOFTIN (4)	CF	4
SEULY MATIAS (4)	RF	4
JOHN RAVE (6)	CF	6

OF LINEUP COMBOS

121 games, 120 unique lineup combinations used

MOST USED LINEUP (2x)

	PLAYER	Pos.
1	Tucker Bradley	LF
2	Nick Loftin	CF
3	Tyler Gentry	RF
4	Robbie Glendinning	1B
5	Logan Porter	C
6	CJ Alexander	3B
7	Jake Means	2B
8	Brhet Bewley	DH
9	Morgan McCullough	SS

NATURALS POSITION PRODUCTION

	AVG	AB	H	TB	2B	3B	HR	RBI	BB	SO	OBP	SLG	OPS	SAC	SF	HBP	GDP
C	.247	434	107	186	31	0	16	67	57	114	.350	.429	.779	1	3	14	9
1B	.272	452	123	214	28	0	21	95	57	150	.357	.473	.830	0	8	7	8
2B	.258	454	117	196	25	0	18	78	66	138	.352	.432	.784	3	9	5	9
3B	.222	441	98	162	25	3	11	66	61	129	.324	.367	.691	1	3	7	13
SS	.275	480	132	180	31	1	5	41	67	110	.364	.375	.739	4	3	2	9
LF	.276	460	127	191	24	2	12	60	66	103	.368	.415	.783	4	6	4	7
CF	.263	471	124	190	21	3	13	67	64	112	.355	.403	.758	6	6	6	12
RF	.268	452	121	230	19	3	28	100	55	140	.356	.509	.865	2	12	14	5
DH	.245	444	109	189	15	1	21	70	66	135	.350	.426	.776	2	6	9	4

NATURALS LINEUP PRODUCTION

	AVG	AB	H	TB	2B	3B	HR	RBI	BB	SO	OBP	SLG	OPS	SAC	SF	HBP	GDP
1st	.283	512	145	218	38	1	11	55	69	106	.368	.426	.794	5	3	1	12
2nd	.274	492	135	198	22	1	13	62	63	88	.357	.402	.759	7	8	5	10
3rd	.292	476	139	228	26	0	21	99	64	123	.380	.479	.859	1	12	11	8
4th	.267	468	125	224	25	1	24	99	58	166	.353	.479	.832	0	9	9	10
5th	.225	453	102	183	20	2	19	76	64	120	.330	.404	.734	0	7	10	5
6th	.261	436	114	202	19	3	21	81	69	146	.369	.463	.832	2	5	8	6
7th	.261	436	114	189	23	2	16	69	55	141	.355	.433	.788	1	7	12	6
8th	.209	426	89	144	25	0	10	51	61	140	.319	.338	.657	2	1	8	11
9th	.242	413	100	159	23	3	10	56	57	111	.335	.385	.720	5	6	4	8



Table with columns: GM #, APRIL, OPPONENT, SCORE, RECORD, Pos./G+/-, WIN, LOSS, SAVE, TEMP., 1ST PITCH, TIME, ATT., HOME ATT., NATURALS (R, H, E, LO), OPPONENT (R, H, E, LO). Rows 1-20.

APRIL Hitting Results: .261/.357/.422 (180-for-690), 37 2B, 22 HR, 126 R, 97 BB, 32 SB // APRIL Pitching Results: 9-11, 5.98 ERA (119 ER in 179.0 IP), 3/5 SV, 194 H, 25 HR, 87 BB, 158 K, .276 AVG

Table with columns: GM #, MAY, OPPONENT, SCORE, RECORD, Pos./G+/-, WIN, LOSS, SAVE, TEMP., 1ST PITCH, TIME, ATT., HOME ATT., NATURALS (R, H, E, LO), OPPONENT (R, H, E, LO). Rows 21-45.

MAY Hitting Results: .286/.354/.456 (255-for-892), 53 2B, 29 HR, 160 R, 94 BB, 31 SB // MAY Pitching Results: 13-12, 4.43 ERA (108 ER in 219.1 IP), 3/6 SV, 197 H, 25 HR, 123 BB, 249 K, .239 AVG

Table with columns: GM #, JUNE, OPPONENT, SCORE, RECORD, Pos./G+/-, WIN, LOSS, SAVE, TEMP., 1ST PITCH, TIME, ATT., HOME ATT., NATURALS (R, H, E, LO), OPPONENT (R, H, E, LO). Rows 46-68.

1ST HALF Hitting Results: .259/.346/.765 (603-for-2,426), 126 2B, 75 HR, 397 R, 284 BB, 92 SB // 1ST HALF Pitching Results: 31-37, 5.50 ERA (367 ER in 600.1 IP), 8/15 SV, 604 H, 81 HR, 333 BB, 621 K, .261 AVG

DATE	OPPONENT	RESULT	IP	H	R	ER	BB	SO	2B	3B	HR	AVG	WHIP	WP	BK	HB	GDP	IBB	TBF	SV	ERA (SEASON)
4/8	@ Springfield	W, 11-8	9.0	8	8	8	9	6	3	0	2	(.229)	(1.89)	2	0	1	0	0	45	0	8.00
4/9	@ Springfield	L, 14-11	8.0	13	14	12	12	5	2	0	1	(.361)	(3.13)	1	0	0	0	0	48	0	10.59
4/10	@ Springfield	L, 10-5	8.0	12	10	10	3	0	3	0	3	(.333)	(1.88)	2	0	1	0	0	40	0	10.80
4/12	WICHITA	W, 8-6	9.0	6	6	6	5	13	0	0	0	(.171)	(1.22)	2	0	2	0	0	42	1	9.53
4/13	WICHITA	W, 8-5	9.0	7	5	5	3	15	2	0	2	(.212)	(1.11)	1	0	0	1	0	36	0	8.58
4/14	WICHITA	L, 7-1	9.0	7	7	7	5	9	3	1	1	(.206)	(1.33)	0	0	2	0	0	41	0	8.31
4/15	WICHITA	L, 4-2	9.0	9	4	4	6	4	1	1	1	(.265)	(1.67)	0	0	0	1	0	40	0	7.67
4/16	WICHITA	L, 6-5 (10)	10.0	16	6	4	2	9	0	0	0	(.372)	(1.80)	0	0	0	2	0	46	0	7.10
4/17	WICHITA	L, 5-1	9.0	7	5	4	3	8	1	0	2	(.206)	(1.11)	0	0	0	0	0	37	0	6.75
4/19	@ Frisco	L, 4-3	8.0	9	4	4	6	7	1	0	0	(.300)	(1.88)	1	0	0	1	0	38	0	6.55
4/20	@ Frisco	W, 7-2	9.0	4	2	1	4	6	1	0	1	(.133)	(0.89)	1	0	1	2	0	35	0	6.03
4/21	@ Frisco	L, 12-2	8.0	13	12	12	2	6	3	0	3	(.382)	(1.88)	0	0	2	1	0	39	0	6.60
4/22	@ Frisco	W, 11-2	9.0	8	2	2	2	4	9	0	0	(.235)	(1.33)	1	0	0	0	0	39	0	6.24
4/23	@ Frisco	W, 12-4	9.0	10	4	3	3	7	2	0	2	(.286)	(1.44)	0	0	0	0	0	39	0	6.00
4/24	@ Frisco	W, 4-3	9.0	6	3	3	3	9	3	0	1	(.194)	(1.00)	0	0	1	1	0	36	1	5.80
4/26	AMARILLO	L, 6-5 (11)	11.0	10	6	5	3	12	1	0	0	(.244)	(1.18)	2	0	0	1	1	45	0	5.66
4/27	AMARILLO	W, 12-6	9.0	11	6	6	2	6	2	0	1	(.297)	(1.44)	2	0	0	0	0	40	0	5.68
4/28	AMARILLO	L, 9-5	9.0	13	9	9	4	5	3	1	1	(.361)	(1.89)	0	1	0	2	1	40	0	5.87
4/29	AMARILLO	W, 8-7	9.0	15	7	7	6	11	2	0	0	(.395)	(2.33)	2	0	0	2	0	45	1	5.93
4/30	AMARILLO	L, 7-5	9.0	10	7	7	2	11	2	0	3	(.278)	(1.33)	0	0	1	1	0	39	0	5.98
5/1	AMARILLO	W, 9-5	9.0	11	5	5	2	8	3	0	2	(.324)	(1.44)	0	0	1	0	0	39	0	5.94
5/3	@ Springfield	L, 12-5	8.0	10	12	12	13	8	4	0	1	(.323)	(2.88)	0	0	2	3	0	46	0	6.24
5/4	@ Springfield	W, 13-3	9.0	6	3	3	2	9	0	0	1	(.188)	(0.89)	1	0	0	1	0	34	0	6.10
5/5	@ Springfield	W, 9-6	9.0	8	6	6	4	12	4	0	2	(.242)	(1.33)	0	0	0	1	0	37	1	6.10
5/6	@ Springfield	L, 2-1	8.0	7	2	2	5	16	2	0	0	(.226)	(1.50)	0	0	0	0	0	36	0	5.96
5/7	@ Springfield	W, 4-0	9.0	3	0	0	2	8	0	0	0	(.103)	(0.56)	1	0	0	0	0	31	0	5.73
5/8	@ Springfield	W, 9-5	9.0	6	5	3	7	5	1	0	1	(.188)	(1.44)	1	0	0	1	0	39	0	5.63
5/10	WICHITA	W, 7-4	9.0	7	4	4	9	9	2	0	2	(.212)	(1.78)	0	0	0	0	0	42	1	5.57
5/11	WICHITA	L, 4-3	9.0	8	4	4	6	9	2	1	1	(.242)	(1.56)	0	0	0	1	0	39	0	5.51
5/12	WICHITA	L, 10-4	9.0	11	10	10	8	16	3	0	2	(.297)	(2.11)	2	0	1	0	0	46	0	5.66
5/13	WICHITA	W, 7-0	9.0	5	0	0	0	12	1	0	0	(.161)	(0.56)	0	0	1	0	0	32	0	5.48
5/14	WICHITA	L, 7-6	9.0	10	7	6	6	11	2	0	2	(.278)	(1.78)	0	0	0	0	0	42	0	5.49
5/15	WICHITA	Cancelled/Rain																			
5/17	@ Arkansas	L, 7-6 (10)	9.2	10	7	7	5	9	3	0	1	(.278)	(1.55)	2	0	0	3	2	41	0	5.53
5/18	@ Arkansas	L, 5-4	8.0	7	5	3	4	8	1	0	2	(.226)	(1.38)	0	1	0	0	0	35	0	5.47
5/19	@ Arkansas	L, 5-0	8.0	8	5	5	4	13	0	2	1	(.250)	(1.50)	0	0	1	0	0	37	0	5.48
5/20	@ Arkansas	L, 2-1	8.0	4	2	0	4	10	0	0	0	(.143)	(1.00)	0	0	1	0	0	33	0	5.34
5/21	@ Arkansas	W, 11-4 (8)	7.0	5	4	4	7	8	2	0	0	(.208)	(1.71)	0	0	0	0	0	31	0	5.33
5/22	@ Arkansas	W, 10-5	9.0	8	5	4	5	7	1	0	1	(.229)	(1.44)	0	0	0	0	0	40	0	5.30
5/24	@ Midland	W, 8-5	9.0	12	5	5	3	10	7	0	0	(.308)	(1.67)	0	0	1	0	0	43	1	5.29
5/25	@ Midland	W, 11-3	9.0	10	3	3	4	14	4	1	0	(.270)	(1.56)	1	0	2	0	0	43	0	5.23
5/26	@ Midland	L, 2-1 (10)	9.2	3	2	1	3	7	0	0	0	(.097)	(0.62)	1	0	0	1	0	34	0	5.12
5/27	@ Midland	W, 14-6	9.0	7	6	4	11	7	2	0	0	(.219)	(2.00)	0	0	0	1	0	44	0	5.08
5/28	@ Midland	W, 9-7 (10)	10.0	10	7	7	5	9	3	0	3	(.256)	(1.50)	0	0	0	1	0	44	0	5.12
5/29	@ Midland	L, 3-1	8.0	11	3	3	1	9	2	1	1	(.344)	(1.50)	0	0	0	2	0	33	0	5.09
5/31	CORPUS CHRISTI	L, 8-7	9.0	11	8	7	3	15	3	1	2	(.297)	(1.56)	0	0	2	1	0	42	0	5.13
6/1	CORPUS CHRISTI	L, 6-2	9.0	11	6	6	5	6	2	1	2	(.306)	(1.78)	0	0	0	2	0	41	0	5.15
6/2	CORPUS CHRISTI	W, 8-2	9.0	2	2	2	10	10	0	0	0	(.071)	(1.33)	1	1	0	1	0	38	0	5.08
6/3	CORPUS CHRISTI	L, 5-4	9.0	9	5	5	4	12	4	0	1	(.250)	(1.44)	1	1	0	0	0	40	0	5.08
6/4	CORPUS CHRISTI	W, 6-5 (10)	10.0	7	5	4	6	18	1	0	0	(.200)	(1.30)	1	0	1	1	1	43	0	5.04
6/5	CORPUS CHRISTI	L, 17-4	9.0	16	17	16	16	11	1	0	2	(.390)	(3.56)	1	0	0	1	0	58	0	5.27
6/7	@ Tulsa	L, 5-2	8.0	9	5	5	1	10	1	1	3	(.273)	(1.25)	0	0	0	0	0	34	0	5.27
6/8	@ Tulsa	Postponed/Rain																			
6/9 G1	@ Tulsa	W, 5-3 (7)	7.0	5	3	3	4	8	1	0	1	(.192)	(1.29)	0	0	1	0	0	31	1	5.25
6/9 G2	@ Tulsa	W, 3-0 (7)	7.0	3	0	0	1	5	0	0	0	(.130)	(0.57)	0	0	2	1	0	26	0	5.17
6/10	@ Tulsa	W, 13-4	9.0	6	4	4	3	11	2	0	2	(.182)	(1.00)	2	0	0	0	0	36	0	5.15
6/11	@ Tulsa	L, 9-4	8.0	15	9	9	0	12	1	0	1	(.385)	(1.88)	0	0	0	0	0	39	0	5.23
6/12	@ Tulsa	W, 7-3	9.0	7	3	2	7	10	1	0	1	(.212)	(1.56)	1	0	0	2	0	40	1	5.17
6/14	ARKANSAS	W, 7-5	9.0	7	5	5	2	11	0	0	3	(.200)	(1.00)	0	0	1	1	0	38	0	5.17
6/15	ARKANSAS	L, 5-4	9.0	14	5	4	3	5	1	1	2	(.378)	(1.89)	0	0	1	0	0	42	0	5.15
6/16	ARKANSAS	L, 18-3	9.0	13	18	15	11	12	3	1	1	(.325)	(2.67)	0	0	3	1	0	56	0	5.32
6/17	ARKANSAS	L, 13-2	9.0	14	13	13	6	6	1	1	5	(.350)	(2.22)	0	0	0	0	0	46	0	5.45
6/18	ARKANSAS	W, 9-0	9.0	4	0	0	4	12	0	0	0	(.133)	(0.89)	0	1	0	1	0	34	0	5.36
6/19	ARKANSAS	W, 4-0	9.0	4	0	0	2	9	1	0	0	(.133)	(0.67)	0	0	0	1	0	32	0	5.27
6/21	SPRINGFIELD	L, 5-3	9.0	6	5	3	6	6	1	0	1	(.207)	(1.33)	0	0	0	2	0	38	0	5.23
6/22	SPRINGFIELD	L, 9-6	9.0	11	9	9	9	8	2	0	1	(.314)	(2.22)	0	1	2	2	0	47	0	5.28
6/23	SPRINGFIELD	L, 11-2	9.0	12	11	8	5	9	2	1	1	(.293)	(1.89)	0	0	2	0	0	48	0	5.34
6/24	SPRINGFIELD	L, 7-1	9.0	12	7	6	5	8	6	0	1	(.333)	(1.89)	1	0	0	2	0	41	0	5.25
6/25	SPRINGFIELD	L, 13-10	9.0	17	13	13	5	5	2	0	3	(.425)	(2.44)	0	1	1	3	0	47	0	5.46
6/26	SPRINGFIELD	L, 8-2	9.0	9	8	8	8	10	2	0	0	(.257)	(1.89)	1	0	1	0	0	45	0	5.50



DATE	OPPONENT	RESULT	AB	R	H	RBI	2B	3B	HR	TB	BB	SO	IBB	SB	CS	HBP	SAC	SF	GIDP	LOB	AVG (SEASON)
4/8	@ Springfield	W, 11-8	40	11	12	9	2	0	0	14	8	8	0	3	0	0	0	0	2	10	.300
4/9	@ Springfield	L, 14-11	39	11	15	9	2	0	0	17	7	8	0	0	1	0	0	2	1	10	.342
4/10	@ Springfield	L, 10-5	30	5	7	5	2	0	1	12	5	8	0	0	0	1	0	2	3	6	.312
4/12	WICHITA	W, 8-6	34	8	8	6	2	1	0	12	4	7	0	3	0	0	0	1	6	.294	
4/13	WICHITA	W, 8-5	32	8	12	7	3	1	0	17	5	8	0	0	0	0	1	1	0	7	.309
4/14	WICHITA	L, 7-1	32	1	5	1	1	0	0	6	2	15	0	1	0	1	0	0	0	7	.285
4/15	WICHITA	L, 4-2	32	2	5	1	1	1	0	8	3	5	0	0	1	0	0	0	0	6	.268
4/16	WICHITA	L, 6-5 (10)	35	5	6	5	0	0	0	6	9	12	1	2	0	1	0	1	0	12	.255
4/17	WICHITA	L, 5-1	35	1	10	1	0	0	0	10	2	9	0	4	0	0	0	0	1	9	.259
4/19	@ Frisco	L, 4-3	29	3	2	3	0	0	1	5	6	6	0	2	0	1	1	0	0	7	.243
4/20	@ Frisco	W, 7-2	35	7	10	7	1	0	3	20	6	11	0	1	0	0	0	0	1	7	.247
4/21	@ Frisco	L, 12-2	27	2	2	2	0	0	2	8	9	12	0	4	0	0	0	2	7	.235	
4/22	@ Frisco	W, 11-2	35	11	8	10	3	0	2	17	6	9	0	0	0	1	0	0	0	4	.234
4/23	@ Frisco	W, 12-4	41	12	12	11	4	0	3	25	5	11	0	2	0	0	0	0	0	7	.239
4/24	@ Frisco	W, 4-3	36	4	9	2	1	0	1	13	4	9	0	3	1	0	0	0	0	9	.240
4/26	AMARILLO	L, 6-5 (11)	39	5	9	5	3	0	1	15	3	9	0	0	0	1	1	1	0	9	.240
4/27	AMARILLO	W, 12-6	37	12	15	11	3	0	3	27	3	9	0	1	0	3	0	2	0	9	.250
4/28	AMARILLO	L, 9-5	31	5	8	4	1	0	1	12	5	9	0	4	1	1	1	0	1	6	.250
4/29	AMARILLO	W, 8-7	36	8	17	8	5	1	1	27	4	8	0	1	1	1	0	0	2	9	.263
4/30	AMARILLO	L, 7-5	35	5	8	5	3	0	3	20	1	10	0	1	0	0	0	0	0	4	.261
5/1	AMARILLO	W, 9-5	34	9	12	8	2	0	3	23	3	9	0	2	0	1	1	1	0	7	.265
5/3	@ Springfield	L, 12-5	36	5	8	5	2	1	0	12	2	9	0	0	0	0	0	1	0	7	.263
5/4	@ Springfield	W, 13-3	40	13	15	13	5	0	1	23	9	11	0	0	1	1	0	0	1	1	.269
5/5	@ Springfield	W, 9-6	43	9	17	9	1	1	4	32	3	7	0	2	0	0	1	1	0	12	.275
5/6	@ Springfield	L, 2-1	28	1	4	1	0	0	0	4	1	10	0	0	2	0	0	1	0	2	.271
5/7	@ Springfield	W, 4-0	33	4	9	4	1	1	0	12	3	8	0	2	1	0	0	0	1	5	.271
5/8	@ Springfield	W, 9-5	37	9	13	8	2	0	2	21	4	3	1	0	0	0	1	2	1	8	.274
5/10	WICHITA	W, 7-4	30	7	11	7	2	0	2	19	3	7	0	1	1	1	1	1	1	5	.277
5/11	WICHITA	L, 4-3	36	3	8	3	0	0	1	11	3	10	0	2	0	0	0	0	1	9	.275
5/12	WICHITA	L, 10-4	35	4	8	4	3	0	1	14	0	10	0	0	0	0	0	0	0	4	.274
5/13	WICHITA	W, 7-0	32	7	8	7	1	0	2	15	2	9	0	5	0	0	0	0	0	3	.273
5/14	WICHITA	L, 7-6	39	6	11	5	4	0	1	18	4	13	0	1	0	0	0	0	0	10	.273
5/15	WICHITA	Cancelled/Rain																			
5/17	@ Arkansas	L, 7-6 (10)	40	6	12	6	4	0	0	16	5	8	0	0	1	0	0	0	2	10	.274
5/18	@ Arkansas	L, 5-4	32	4	5	2	1	0	0	6	3	10	0	2	0	0	1	0	0	5	.271
5/19	@ Arkansas	L, 5-0	31	0	3	0	0	0	0	3	1	10	0	1	0	2	0	0	3	7	.266
5/20	@ Arkansas	L, 2-1	30	1	4	1	0	0	0	4	3	9	0	1	0	0	0	1	0	6	.263
5/21	@ Arkansas	W, 11-4 (8)	33	11	12	11	1	0	1	16	6	5	0	5	0	2	1	2	0	10	.266
5/22	@ Arkansas	W, 10-5	37	10	11	10	2	1	2	21	4	10	0	1	0	1	1	0	2	6	.267
5/24	@ Midland	W, 8-5	36	8	10	8	2	0	2	18	4	9	0	1	0	0	0	0	1	5	.267
5/25	@ Midland	W, 11-3	40	11	16	10	3	1	2	27	5	6	0	1	0	0	0	2	2	9	.271
5/26	@ Midland	L, 2-1 (10)	36	1	8	1	2	0	0	10	3	11	1	0	0	1	0	1	1	11	.269
5/27	@ Midland	W, 14-6	45	14	17	12	5	0	1	25	8	5	0	2	0	0	0	0	1	12	.272
5/28	@ Midland	W, 9-7 (10)	43	9	15	8	5	1	2	28	5	12	1	0	0	0	1	0	0	11	.274
5/29	@ Midland	L, 3-1	31	1	6	1	2	0	1	11	4	7	0	1	0	0	0	0	1	7	.273
5/31	CORPUS CHRISTI	L, 8-7	35	7	12	7	3	0	1	18	6	14	0	1	1	0	0	2	0	9	.274
6/1	CORPUS CHRISTI	L, 6-2	32	2	7	2	4	0	0	11	4	8	0	0	0	0	0	1	1	8	.273
6/2	CORPUS CHRISTI	W, 8-2	31	8	9	6	1	0	0	10	7	11	0	4	0	0	0	0	3	6	.274
6/3	CORPUS CHRISTI	L, 5-4	34	4	7	4	1	0	2	14	3	15	0	0	0	1	0	0	0	7	.272
6/4	CORPUS CHRISTI	W, 6-5 (10)	33	6	4	5	0	0	2	10	7	13	0	1	0	1	1	0	0	8	.269
6/5	CORPUS CHRISTI	L, 17-4	33	4	7	4	1	0	2	14	2	14	0	0	0	0	0	0	0	4	.268
6/7	@ Tulsa	L, 5-2	33	2	6	2	1	0	1	10	3	17	0	0	0	1	0	0	0	8	.267
6/8	@ Tulsa	Postponed/Rain																			
6/9 G1	@ Tulsa	W, 5-3 (7)	26	5	6	4	1	0	2	13	1	7	0	4	1	1	0	0	0	2	.267
6/9 G2	@ Tulsa	W, 3-0 (7)	26	3	5	2	2	0	0	7	4	10	0	1	0	0	0	0	0	6	.266
6/10	@ Tulsa	W, 13-4	34	13	11	13	0	0	3	20	9	8	0	5	2	3	0	1	1	7	.267
6/11	@ Tulsa	L, 9-4	36	4	8	4	1	0	1	12	3	9	0	0	0	0	0	0	1	8	.266
6/12	@ Tulsa	W, 7-3	38	7	11	7	3	0	0	14	4	13	0	1	0	0	0	1	0	9	.266
6/14	ARKANSAS	W, 7-5	30	7	7	6	1	0	1	11	4	6	0	3	0	1	0	0	0	4	.266
6/15	ARKANSAS	L, 5-4	36	4	11	4	5	0	0	16	2	8	0	0	0	1	0	2	0	10	.266
6/16	ARKANSAS	L, 18-3	34	3	7	3	2	0	1	12	3	6	0	0	0	0	0	0	0	7	.265
6/17	ARKANSAS	L, 13-2	31	2	4	2	3	0	1	10	3	6	0	0	0	0	0	0	0	5	.263
6/18	ARKANSAS	W, 9-0	26	9	4	9	1	0	1	8	9	8	0	2	0	3	0	1	1	6	.262
6/19	ARKANSAS	W, 4-0	29	4	8	4	2	0	0	10	5	4	0	3	1	4	1	0	1	11	.262
6/21	SPRINGFIELD	L, 5-3	33	3	7	3	3	0	0	10	8	12	0	0	0	0	0	0	1	11	.261
6/22	SPRINGFIELD	L, 9-6	36	6	11	5	2	0	2	19	1	7	0	3	0	3	2	0	0	9	.262
6/23	SPRINGFIELD	L, 11-2	30	2	3	2	1	0	0	7	3	3	0	0	0	0	0	0	0	4	.260
6/24	SPRINGFIELD	L, 7-1	32	1	6	0	0	0	0	6	4	10	0	1	0	0	0	0	1	8	.259
6/25	SPRINGFIELD	L, 13-10	37	10	11	9	1	0	3	21	2	10	0	1	0	0	0	1	0	3	.260
6/26	SPRINGFIELD	L, 8-2	34	2	8	1	0	0	1	11	2	10	0	0	0	1	0	0	2	8	.259



HITTING

SERIES	OPPONENT	DATES	AVG	G	AB	R	H	TB	2B	3B	HR	RBI	BB	IBB	SO	SB	CS	OBP	SLG	OPS	PA	SAC	SF	HBP	GIDP
SERIES 1	@ Springfield	4/8 - 4/10	.312	3	109	27	34	43	6	0	1	23	20	0	24	3	1	.410	.394	.804	134	0	4	1	6
SERIES 2	WICHITA	4/12 - 4/17	.230	6	200	25	46	59	7	3	0	21	25	1	56	10	1	.319	.295	.614	230	1	2	2	2
SERIES 3	@ Frisco	4/19 - 4/24	.212	6	203	39	43	88	9	0	12	35	36	0	58	12	1	.336	.433	.769	242	1	0	2	3
SERIES 4	AMARILLO	4/26 - 5/1	.325	6	212	44	69	124	17	1	12	41	19	0	54	9	2	.393	.585	.978	245	3	4	7	3
SERIES 5	@ Springfield	5/3 - 5/8	.304	6	217	41	66	104	11	3	7	40	22	1	48	4	4	.363	.479	.842	247	2	5	1	3
SERIES 6	WICHITA	5/10 - 5/15	.267	5	172	27	46	77	10	0	7	26	12	0	49	9	1	.317	.448	.765	187	1	1	1	2
SERIES 7	@ Arkansas	5/17 - 5/22	.232	6	203	32	47	66	8	1	3	30	22	0	52	10	1	.318	.325	.643	236	3	3	5	7
SERIES 8	@ Midland	5/24 - 5/29	.307	6	231	44	71	118	19	2	8	40	29	2	50	5	0	.383	.511	.894	265	1	3	1	6
SERIES 9	CORPUS CHRISTI	5/31 - 6/5	.232	6	198	31	46	77	10	0	7	28	29	0	75	6	1	.332	.389	.721	233	1	3	2	4
SERIES 10	@ Tulsa	6/7 - 6/12	.244	6	193	34	47	76	8	0	7	32	24	0	64	11	3	.339	.394	.733	224	0	2	5	2
SERIES 11	ARKANSAS	6/14 - 6/19	.220	6	186	29	41	67	14	0	4	28	26	0	38	8	1	.339	.360	.699	225	1	3	9	2
SERIES 12	SPRINGFIELD	6/21 - 6/26	.228	6	202	24	46	74	7	0	7	20	20	0	52	5	0	.308	.366	.674	229	2	1	4	4
SERIES 13	@ Amarillo	6/28 - 7/3	.305	6	210	60	64	141	18	1	19	57	42	0	55	7	3	.421	.671	1.092	259	0	4	3	10
SERIES 14	TULSA	7/4 - 7/10	.255	6	200	30	51	72	12	0	3	24	34	1	64	17	1	.361	.360	.721	241	3	3	1	1
SERIES 15	@ Corpus Christi	7/12 - 7/17	.265	6	211	41	56	93	11	1	8	38	27	0	67	4	5	.361	.441	.802	245	0	1	5	2
SERIES 16	SPRINGFIELD	7/22 - 7/24	.255	3	106	12	27	42	9	0	2	9	8	0	24	1	0	.313	.396	.709	116	1	0	1	2
SERIES 17	@ Wichita	7/26 - 7/31	.253	6	198	19	50	70	9	1	3	18	23	0	59	5	2	.335	.354	.689	229	1	3	3	6
SERIES 18	TULSA	8/2 - 8/7	.275	6	207	41	57	96	9	0	10	35	38	0	62	7	3	.401	.464	.865	253	0	1	6	2
SERIES 19	@ Arkansas	8/9 - 8/14	.177	6	192	18	34	54	2	0	6	17	18	0	71	4	3	.249	.281	.530	213	0	2	1	0
SERIES 20	SAN ANTONIO	8/16 - 8/21	.268	6	209	46	56	96	13	0	9	42	39	1	52	10	3	.381	.459	.840	258	1	6	3	0
SERIES 21	SPRINGFIELD	8/23 - 8/28	.263	6	190	35	50	79	8	0	7	35	36	0	46	6	1	.381	.416	.797	237	1	6	4	5
SERIES 22	@ Tulsa	8/30 - 9/4																							
SERIES 23	@ Wichita	9/6 - 9/11																							
SERIES 24	FRISCO	9/13 - 9/18																							

PITCHING

SERIES	OPPONENT	DATES	W	L	ERA	G	CG	SHO	HLD	SV	SVO	IP	H	R	ER	HR	HB	BB	IBB	SO	AVG	WP	BK	GIDP	TBF	WHIP
SERIES 1	@ Springfield	4/8 - 4/10	1	2	10.80	3	0	0	0	0	0	25.0	33	32	30	6	2	24	0	11	.308	5	0	2	133	2.28
SERIES 2	WICHITA	4/12 - 4/17	2	4	4.91	6	0	0	1	1	2	55.0	52	33	30	6	4	24	0	58	.244	3	0	4	242	1.38
SERIES 3	@ Frisco	4/19 - 4/24	4	2	4.33	6	0	0	2	1	1	52.0	50	27	25	8	4	22	0	44	.258	3	0	5	226	1.38
SERIES 4	AMARILLO	4/26 - 5/1	3	3	6.27	6	0	0	1	1	2	56.0	70	40	39	7	2	19	2	53	.315	6	1	6	248	1.59
SERIES 5	@ Springfield	5/3 - 5/8	4	2	4.50	6	0	1	1	1	2	52.0	40	28	26	5	2	33	0	58	.213	3	0	6	223	1.40
SERIES 6	WICHITA	5/10 - 5/15	2	3	4.80	5	0	1	1	1	1	45.0	40	25	24	7	2	29	0	57	.235	2	0	1	201	1.53
SERIES 7	@ Arkansas	5/17 - 5/22	2	4	4.17	6	0	0	0	0	1	49.2	42	28	23	5	2	29	2	55	.226	2	1	3	217	1.43
SERIES 8	@ Midland	5/24 - 5/29	4	2	3.79	6	0	0	1	1	2	54.2	53	26	23	4	3	27	0	56	.252	2	0	5	241	1.46
SERIES 9	CORPUS CHRISTI	5/31 - 6/5	2	4	6.55	6	0	0	0	0	0	55.0	56	43	40	7	3	44	1	72	.263	4	2	6	262	1.82
SERIES 10	@ Tulsa	6/7 - 6/12	4	2	4.31	6	1	1	0	2	2	48.0	45	24	23	8	3	16	0	56	.241	3	0	3	206	1.27
SERIES 11	ARKANSAS	6/14 - 6/19	3	3	6.17	6	0	2	1	0	1	54.0	56	41	37	11	5	28	0	55	.264	0	1	4	248	1.56
SERIES 12	SPRINGFIELD	6/21 - 6/26	0	6	7.83	6	0	0	1	0	1	54.0	67	53	47	7	6	38	0	46	.310	2	2	9	266	1.94
SERIES 13	@ Amarillo	6/28 - 7/3	2	4	7.11	6	0	0	0	0	0	50.2	60	49	40	11	7	32	0	60	.290	4	0	2	248	1.96
SERIES 14	TULSA	7/4 - 7/10	3	3	4.09	6	0	0	0	1	2	55.0	59	25	25	10	1	27	0	57	.271	2	2	3	248	1.56
SERIES 15	@ Corpus Christi	7/12 - 7/17	2	4	9.00	6	0	0	0	1	1	50.0	75	58	50	7	10	32	0	51	.341	7	0	2	264	2.14
SERIES 16	SPRINGFIELD	7/22 - 7/24	0	3	7.67	3	0	0	0	0	0	27.0	28	29	23	5	3	21	1	25	.267	1	0	4	130	1.81
SERIES 17	@ Wichita	7/26 - 7/31	2	4	6.12	6	0	1	1	1	1	50.0	54	37	34	9	8	39	0	50	.277	9	0	3	245	1.86
SERIES 18	TULSA	8/2 - 8/7	3	3	8.33	6	0	0	0	2	4	54.0	61	54	50	13	1	33	0	65	.280	9	0	5	255	1.74
SERIES 19	@ Arkansas	8/9 - 8/14	1	5	5.51	6	0	0	1	0	0	49.0	57	40	30	3	7	35	0	44	.289	6	1	5	242	1.88
SERIES 20	SAN ANTONIO	8/16 - 8/21	3	3	6.55	6	0	0	1	0	1	55.0	64	47	40	4	6	42	0	43	.296	4	2	3	272	1.93
SERIES 21	SPRINGFIELD	8/23 - 8/28	3	3	7.17	6	0	0	1	1	3	54.0	61	47	43	7	3	36	0	50	.277	4	0	2	260	1.80
SERIES 22	@ Tulsa	8/30 - 9/4																								
SERIES 23	@ Wichita	9/6 - 9/11																								
SERIES 24	FRISCO	9/13 - 9/18																								

SERIES WINS: 4 (All on road)

SERIES LOSSES: 11 (5 at home, 6 on road)

SERIES SPLITS: 6 (All at home)



THE LAST TIME THE NATURALS...

Table listing various baseball statistics such as 'THREW A PERFECT GAME', 'THREW A NO-HITTER', 'THREW A 9-INNING NO-HITTER', etc., with corresponding dates and opponents.

THE LAST TIME A NATURALS HITTER...

Table listing various baseball statistics for hitters such as 'HAD 6 HITS IN ONE GAME', 'HAD 5 HITS IN ONE GAME', 'HAD 4 HITS IN ONE GAME', etc., with corresponding dates and opponents.

THE LAST TIME A NATURALS PITCHER...

Table listing various baseball statistics for pitchers such as 'THREW A 1-HITTER (9 INNINGS)', 'THREW A 1-HITTER (7 INNINGS)', 'THREW A 2-HITTER (9 INNINGS)', etc., with corresponding dates and opponents.