
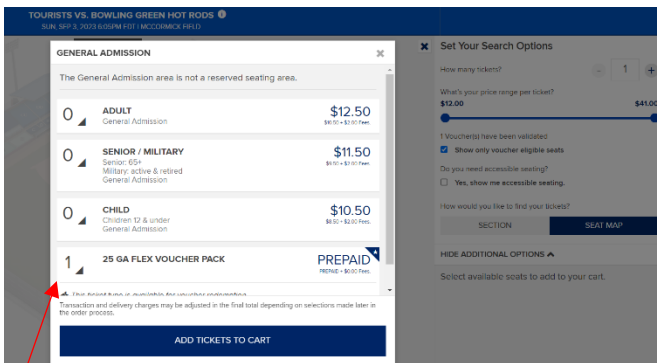


# HOW DO I REDEEM MY DIGITAL VOUCHERS ONLINE?

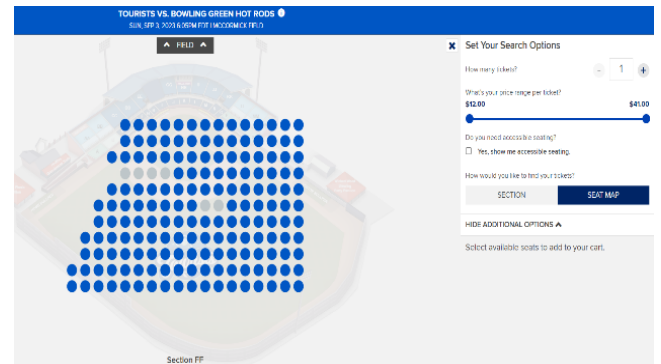
1. Login to your [www.mytouriststickets.com](http://www.mytouriststickets.com) account  
\* Please call the Box Office at 828-258-0428 ext. 3 with account access questions.
2. Click On 'Vouchers' on the left-hand side of your screen.
3. Select your listed voucher package (ex: 25 Flex Voucher Pack).  
A list of your vouchers and voucher codes will be listed.  
\* Vouchers cannot be redeemed for July 3<sup>rd</sup>
4. Scroll to the bottom of your screen and select 'Voucher Action'. This will prompt you to choose 'Redeem' or 'Forward.'  
\*\*Forwarding allows you to email your vouchers to a friend!
5. Check the box next to each voucher you would like to redeem and click continue.
6. A list of all redeemable home games will appear; select the game you would like to redeem your voucher(s) for.
7. Select the available seat(s) that you would like to redeem vouchers for



a. Vouchers can be upgraded into Box, Premium Box, Press Row and Bojangles Dugout Suite sections.



General Admission sections (AA, BB, LL-NN): Use the dropdown arrow to enter the quantity needed. First come, first serve seating.



Reserves level sections: CC-KK.  
Select a specific assigned seat.

8. If even exchange, cost should show \$0.00. If upgrading, cost should automatically adjust to reflect appropriate upgrade.  
\*\*Upgrade Fees may apply
9. Select Appropriate Payment Type
  - a. Upgraded vouchers will require a credit card on file.
10. Agree to the Terms and Conditions
11. Select 'Place Order'. Tickets will now appear in your 'My Tickets' inventory.