



2024 MEDIA GUIDE



#SPINTHEWEB



TABLE OF CONTENTS

ORGANIZATION (pg. 3-5)

Front Office Directory.....	3-5
Contact Information.....	5

2024 DOCK SPIDERS (pg. 6-51)

Manager Douglas Coe.....	7-8
Coaching Staff.....	8
2024 Dock Spiders Roster.....	10
Player Bios.....	11-49

HISTORY & RECORDS (pg. 52-79)

Fond du Lac Dock Spiders History.....	52-54
Fond du Lac Baseball History.....	55-56
2023 in Review.....	57-58
Season-by-Season Leaders.....	59
Dock Spider Franchise Records.....	60-63
Alumni/Awards.....	64-65
All-Time Roster.....	66-68
Year-by-Year Stats.....	69-76
Dock Spiders in the Playoffs.....	77-79

OPPONENTS (pg. 80-91)

Northwoods League Overview.....	80
2024 Opponents.....	81-90

TEAM INFORMATION (pg. 92-95)

Herr-Baker Field.....	92-93
Media Information.....	94

MISC. INFO BOXES

Northwoods League Expansion.....	16
Northwoods League Pitching Rules.....	21
Dock Spiders Logos.....	28
Dock Spiders Complete Games.....	30
Dock Spiders Top 2024 Freshman Prospects.....	39
2023 NWL Batting WAR Top-10.....	44
2024 Important Dates.....	49
Top 2024 NCAA D1 Freshman Classes.....	50
Multi-Year Dock Spiders.....	69
Dock Spiders Alumni in Pro Baseball.....	71
Dock Spiders Multi-Home Run Games.....	72
Northwoods League Champions.....	80
Important Numbers.....	94

The 2024 Fond du Lac Dock Spiders Media Guide is a publication of the Fond du Lac Dock Spiders, with all information accurate as of May 27, 2024. The publication was written, researched and edited by John Baldrige with assistance from Jim Misudek. All photographs used throughout this publications are used with permission by the Fond du Lac Dock Spiders. All statistical information has been provided by the Northwoods League, Baseball-Reference and TheBaseballCube. For additional information throughout the 2024 season, please visit dockspiders.com and northwoodsleague.com. Up-to-date biographies on additional players will be provided through a supplemental media guide during the 2024 season at dockspiders.com.



Rob ZERJAV | Team President



2024 marks Rob's 28th season in Minor League Baseball, all with the Wisconsin Timber Rattlers. A native of Green Bay, Wisconsin, Rob received his bachelor's degree in Marketing from the University of Wisconsin-Whitewater. He began his career with the Timber Rattlers as an unpaid intern before joining the full-time staff as a group sales representative. After two years in group ticket sales, Rob was promoted to Director of Baseball Operations and then to Vice President of Baseball Operations. Following the 2002 season, he was promoted to Team President and General Manager. In 2020, with the uncertainty surrounding Minor League Baseball and the pandemic canceling the season, Rob, along with his business partners Craig Dickman and Brad Raaths, purchased the team and the stadium, creating the first private ownership group in Appleton baseball club history.

Under Rob's leadership, the Timber Rattlers have been recognized multiple times for their achievements. In 2012, the team was named the Fox Valley Small Business of the Year by the Appleton Post-Crescent and received Minor League Baseball's highest achievement for promotional excellence, the Larry MacPhail Award. The team received the Midwest League President's Award in 2005, 2018, and 2019 and was recognized four times - in 2012, 2015, 2016, and 2017 - by the Midwest League for promotional excellence. In 2019, the Timber Rattlers were awarded two Minor League Baseball Golden Bobbleheads for Theme Night of the Year as well as Promotion of the Year. To cap off 2019, the team was named to the inaugural list of Top 50 best employers in all of sports by Front Office Sports, the only Minor League team to do so. From a personal standpoint, Rob was recognized as UW-Whitewater's Outstanding Recent Alumni in 2004 and has been recognized as the Midwest League Executive of the Year three times - in 2007, 2012, and 2018.



Rob was also instrumental in bringing a Northwoods League baseball team to Fond du Lac, Wisconsin, and has served as the Fond du Lac Dock Spiders Team President since their inception in 2017. The team has seen much success in their short existence and was named Entrepreneur of the Year at the Marian University Business and Industry Awards in 2017. The team captured their first league title the next season in only their second year of existence and repeated as league champion in 2020. Rob resides in De Pere, Wisconsin with his wife, Nikki, and their sons Cooper and Davis.

CONTACT INFORMATION

Address980 E Division St., Fond du Lac, WI 54935
 Phone920-907-9833
 Emailinfo@dockspiders.com





Jim MISUDEK | General Manager



Jim begins his 18th season in baseball in 2024 after completing 14 years with Major League organizations. Most recently, he spent six seasons as the Senior Manager, Baseball Communications with the Baltimore Orioles. Jim's primary responsibilities included the creation of daily press notes, drafting press releases, producing the club's annual media guide, arranging interviews for players and staff, coordinating press conferences and press box operations, while serving as a primary media contact for the club in Baltimore, throughout Spring Training, and on team road trips during the season.

Prior to joining the Orioles front office, he spent five seasons with the Atlanta Braves as Media Relations Coordinator, one year as an intern with the Cincinnati Reds media relations department, and two seasons with the Milwaukee Brewers. In 2007, Jim served an intern in the Brewers media relations department and 2008 was spent as a sales representative while assisting with media relations duties. He also assisted Major League Baseball and the Brewers media relations department with their 2008 Postseason appearance.



As a native of Fond du Lac, Wisconsin, graduate of University of Wisconsin-Fond du Lac (Class of 2004), and graduate of the University of Wisconsin-La Crosse, Jim began his baseball career as an intern with the Wisconsin Timber Rattlers in 2006. He resides in Fond du Lac with his wife, Jessica.

Adonis LEE | Director of Ticket Sales



Adonis is a native of Chicago, Illinois, and is a graduate of Marian University in Fond du Lac. His sports experience includes sales roles with the Indiana Pacers, Chicago Sky, and Eastern Illinois University. Adonis returns to Fond du Lac with exemplary relationship-building skills, where he expands upon the Dock Spiders already strong community partnerships. In addition to his ticket sales role, he uses his professional development experience to lead the team's game day staffing efforts.

Drew COWDEN | Box Office Manager



Drew is originally from Covington, Washington, and will graduate in December 2023 from Marian University in Fond du Lac with a degree in Sport and Recreation Management as well as Accounting. The 2024 season will mark his third year with the Dock Spiders and first as a full-time staff member. Drew worked as a game day staff member in 2022 and as the Retail/Accounting Intern in 2023. He has also worked for the Marian University Athletic Department and currently coaches soccer at Fond du Lac High School. Drew resides in Fond du Lac and loves playing soccer, following Seattle sports teams, and being a part of the community.



Jakob PETERSEN | Operations Manager



Jakob is a native of Burlington, Wisconsin, and is a 2022 graduate of the University of Wisconsin-Oshkosh with a degree in Communications, along with a certificate in Business Analytics. The 2024 season will mark Petersen's third year with the organization and first as a full-time staff member. As a member of the Dock Spiders and Wisconsin Timber Rattlers (the Dock Spiders partner club) game day staff, he spent time working in the Food and Beverage department, worked as a pitch clock operator, and was one of the club's official scorers for home games. He resides in Oshkosh, and has two orange cats, Mango and Mimosa.

Michelle BUCK | Host Family Coordinator



Michelle and her husband Wayne have been dedicated fans and have served as a Dock Spiders host family since the club's inaugural season in 2017. Through 2023, they have hosted 22 players and often travel the country to see their players at various college and professional stadiums. Their son, Alex, serves in the United States Marine Corps and is stationed at Camp Pendleton in California.

Michelle takes a lot of pride in serving as the club's Host Family Coordinator. She goes to great lengths to get to know the players and families while making it a great experience for everyone involved. At the ballpark, she is a loud and proud Section 109er!

FRONT OFFICE

President	Rob Zerjav - rzerjav@timberrattlers.com
General Manager	Jim Misudek - jmisudek@dockspiders.com
Director of Ticket Sales	Adonis Lee - alee@dockspiders.com
Box Office Manager	Drew Cowden - dcowden@dockspiders.com
Operations Manager	Jakob Petersen - jpetersen@dockspiders.com
Host Family Coordinator	Michelle Buck- mbuck2375@gmail.com



MANAGER & COACHES



Douglas COE | Manager | 2nd Season

DOCK SPIDERS OVERALL RECORD

30-42

Born: October 15, 1984 (39 y/o)
Hometown: Appleton, Wis.
College: UW-Stevens Point



CAREER NOTES

Douglas Coe returns for his second season as the Manager for the Dock Spiders in 2024.

Coe a Fox Valley native and has been the Head Baseball Coach at Moravian University (Bethlehem, Pa.) since July 2022. The Appleton, Wis. native played in the Northwoods League in 2004 for the Wisconsin Woodchucks and in 2005 for the Eau Claire Express. He also served as a coach in 2020 and 2021 for the Rockford Rivets.

Coe takes oas the second manager in Dock Spiders franchise history after the departure of Zac Charbonneau. In Coe first season in Fond du Lac in 2023, the Dock Spiders finished under .500 for the first time in franchise history going 30-42 on the season.

Prior to arriving in Fond du Lac, Coe served as Assistant Head Coach/Recruiting Coordinator at SUNY Cortland for two seasons where he helped the Red Dragons to a pair of trips to the NCAA Division III Regionals and a trip to the Division III Baseball Championships in 2021. He also spent three seasons on the staff at the University of Wisconsin-Stevens Point, his alma mater. Coe's coaching experience also includes four seasons as an assistant coach at Lawrence (Wis.) University and two seasons as Head Coach at Notre Dame Academy in Green Bay. During the summer of 2019, Coe coached professionally with the Gary Southshore RailCats in the American Association.

As a student-athlete at the University of Wisconsin-Stevens Point, Coe helped the program to a fifth-place finish at the 2006 NCAA Division III World Series, a third-place showing in 2007, and a trip to the NCAA Regionals in 2008. As a senior in 2008, Coe, a catcher, was named the Wisconsin Intercollegiate Athletic Conference (WIAC) Position Player of the Year, a First Team All-American by the American Baseball Coaches Association and a Second Team All-American by D3baseball.com. He was also inducted into the University of Wisconsin-Stevens Point Hall of Fame in 2018.

Coe graduated from the University of Wisconsin-Stevens Point in 2009 with a bachelor's degree in elementary education and coaching and earned a master's degree in athletic administration from Ohio University in 2017. He resides in Northampton, Pa. with his wife, Marcy, and daughter, Kinsley.



MANAGERIAL RECORD

YR.	TEAM	LEAGUE	RECORD	PLAYOFFS
2023	Moravian University	NCAA Division III	13-26 (.333)	Missed
2023	Fond du Lac Dock Spiders	Northwoods League	30-42 (.416)	Missed
2024	Moravian University	NCAA Division III	15-23 (.217)	Missed
CAREER TOTALS (3 SEASONS)			58-91 (.736)	
DOCK SPIDERS TOTALS (1 SEASONS)			30-42 (.416)	



Sam FONDER | Pitching Coach | 1st Season

Sam Fonder will begin his first season as the Dock Spiders Pitching Coach in 2024. Fonder, a Green Bay native, is currently completing a PhD in Sport Psychology at Florida State University in Tallahassee, FL.

Prior to arriving in Tallahassee, Fonder spent two seasons as a Graduate Assistant Coach at Springfield College (MA) while earning a master's degree in sport and exercise psychology. He also spent three seasons as an Assistant Coach with Ashwaubenon Legion Baseball (WI).

Sam graduated from St. Norbert College (WI) in 2021, where he earned a bachelor's degree in psychology and was a three-year letter winner and team captain with the Green Knights baseball program. This followed his prep career at Green Bay East High School.



Cameron Johnson | Hitting Coach | 1st Season

Cameron Johnson will begin his first season as the Dock Spiders Hitting Coach in 2024. The Las Vegas native is currently the Head Baseball Coach at the University of St. Katherine (NAIA) in San Marcos, CA.

Johnson has over 15 years of baseball experience, specializing in hitting and fielding. He had a very impressive playing career before transitioning to coaching. Johnson started at the College of Southern Nevada (NJCAA) for two years before transferring to San Diego State (NCAA, Division I). At the time, Johnson was part of Head Coach Tony Gwynn's first recruiting classes at San Diego State. One of his biggest collegiate on-field accomplishments was playing at Petco Park against the University of Michigan where he went 4-for-4 at the plate along with four stolen bases and four runs scored.

Johnson completed his undergraduate degree from San Diego State in Communications with a minor in Sociology. After his successful collegiate career, he was selected by the New York Yankees in the 30th round of the 2005 MLB First-Year Player Draft. He also played in the Northwoods League with the Thunder Bay Border Cats in 2006. Johnson began his coaching career in 2012 at The Meadows (NV) High School and then Del Norte (CA) High School. He was also part of the coaching staff for the Trosky Force travel baseball organization in California. Johnson and his wife, Katie, have four children: River, Rogan, Rhett, and Ridge.



2024 DOCK SPIDERS



2024 DOCK SPIDERS ROSTER

PITCHERS (20)

NAME	B/T	HT	WT	YR	SCHOOL
Jacob ARNDT	R/R	6-3	180	JR	Missouri-St. Louis
Jacob BOSSE	L/L	5-11	170	JR	St. Ambrose (IA)
Connor BRINKMAN	R/L	6-0	220	JR	Wisconsin - Oshkosh
Ethan COLE	L/L	6-2	222	SO	Augustana (SD)
David DEAN	L/L	6-4	195	R-SO	Oklahoma
Shane FOLEY	R/R	5-11	200	JR	Lawrence (WI)
Caleb GRANGER	R/R	5-11	160	SR	Florida (AGM)
Dylan JAQUEZ	R/R	6-2	205	JR	Westcliff (CA)
Jacob JARVIS	L/L	6-3	210	JR	Evansville (IN)
Clay KENNEDY	R/R	6-3	210	R-JR	McNesse State (LA)
Jonah MONTES	R/R	5-10	145	JR	Embry-Riddle Aeronautical (AZ)
Deuce MUSIAL	R/R	6-6	205	FR	Arkansas State
Justin ROITMAN	L/R	6-2	225	SO	Ellsworth CC (IA)
Elden SANTANA	R/R	5-10	180	JR	Lawrence (WI)
Zach SILFIES	R/R	6-2	200	SR	Elizabethtown (PA)
Townsend STEVENSON	R/R	6-4	220	FR	Washington Instiute St. Louis (MO)
Alex STEWART	R/R	6-2	210	FR	Ellsworth CC (IA)
Noah TSCHOPP	R/R	6-6	225	SO	Embry Riddle Aeronautical (AZ)
Amar TSENGEG	R/R	6-4	195	SO	Northwestern (IL)
Xerian XIMINIES	R/R	6-0	165	SR	Florida AGM

CATCHERS (3)

NAME	B/T	HT	WT	YR	SCHOOL
Aiden JOLLEY	R/R	5-9	185	SO	Georgia Tech
Cade SIKOSKI	R/R	5-10	205	R-JR	Fairmont State (WV)
Tyler STACK	R/R	6-5	205	FR	Xavier (OH)

INFIELDBERS (7)

NAME	B/T	HT	WT	YR	SCHOOL
Drew BARRAGAN	R/R	6-1	185	R-SO	Embry Riddle Aeronautical (AZ)
Donavan CANTERBURY	R/R	6-0	190	R-FR	Xavier (OH)
Cal MCGINNIS	L/R	5-11	180	JR	Evansville (IN)
Tyler NEISES	L/R	6-3	220	FR	Georgia Tech
Quinten PERILLI	R/R	6-2	210	SO	Elizabethtown (PA)
Caden SHAPIRO	L/L	6-0	200	SR	Princeton (NJ)
Jake SURANE	R/R	5-9	180	SR	Wisconsin - Oshkosh

OUTFIELDERS (4)

NAME	B/T	HT	WT	YR	SCHOOL
Connor CONNEY	L/L	6-0	185	SR	Holy Cross (MA)
Kelsen JOHNSON	R/R	5-10	185	R-SO	Polk State (FL)
Parker KNOLL	R/R	6-0	215	JR	Lawrence (WI)
Drew PROSEK	L/R	5-11	200	FR	Gulf Coast State (FL)

BOLD indicates returning players

COACHING STAFF

NAME	POSITION	
Douglas Coe	Manager	2 nd Season
Sam Fonder	Pitching Coach	1 st Season
Cameron Johnson	Hitting Coach	1 st Season

**Jacob ARNDT | RHP | Missouri-St. Louis**

HEIGHT	WEIGHT	B/T	YEAR
6-3	180	R/R	JR

School: Missouri-St. Louis (GLVC)
 Born: 10/27/2000 (23 y/o)
 Hometown: Oconomowoc, WI
 High School: Oconomowoc (WI)

**CAREER NOTES****MISSOURI-ST. LOUIS:**

2024 (Jr): Made 15 appearances all in relief... Totaled 22.2 innings, allowing 10 earned runs, 26 strikeouts, and two saves with a 3.97 earned run average.

2023 (Soph): Appeared in 13 games, starting five, Totaling 29 innings, allowing one homer, and striking out 21 batters.

MADISON TECH (WI):

2022 (Fr): Eight appearances in three starts... 16 total innings with 15 strikeouts and a 4.96 earned run average.

NORTHWOODS: A member of the Bismarck Larks in 2023... Appearing in nine games with three starts... Allowing 15 hits and 12 earned runs while striking out four.

PREP: Four-year participant and two-time letter winner in baseball at Oconomowoc High School... two-year participant in soccer, and one-year participant in basketball.

CAREER STATISTICS

YR.	TEAM	W-L	ERA	G	GS	CG	SV	IP	H	R	ER	HR	BB	K
2022	Madison Tech	0-0	4.96	8	3	0	0	16.1	13	18	9	0	21	15
2023	Missouri-St. Louis	1-2	9.62	13	5	0	0	29.0	35	38	31	1	30	21
2023	Bismarck Larks	3-0	10.45	0	9	0	0	10.1	15	13	12	2	8	4
2024	Missouri-St. Louis	1-1	3.37	15	0	0	2	22.2	19	16	10	0	21	26
CAREER TOTALS		5-3	7.14	36	17	0	2	78.1	82	85	62	3	80	66



Jacob BOSSE | LHP | St. Ambrose

HEIGHT

5-11

WEIGHT

170

B/T

L/L

YEAR

JR

School: St. Ambrose (NAIA)
 Born: 2/9/2002 (22 y/o)
 Hometown: Crown Point, IN
 High School: Crown Point (IN)



CAREER NOTES

ST. AMBROSE (IA):

2024 (Jr): Made nine appearances all starts... 39 total innings, allowing 31 hits, and 28 earned runs, with 56 strikeouts, and a 6.46 earned run average.

2023 (Soph): Six starts and five relief appearances... allowing 13 earned runs while striking out 53 batters... Went 1-0 and finished the season with a 3.82 earn run average.

**SOUTH SURBURAN (IL):**


2022 (Fr): Appeared in 15 games starting eight... Totaling 44 innings, allowing three homers and 28 earned runs, and striking out 49 batters.

2021 (FR): Made 22 appearances all in relief... Pitching 30 innings, allowing 19 earned runs, and striking out 47 batters.

NORTHWOODS: Member of the Rochester Honkers... Making ten relief appearances in 10 innings, allowing seven total runs and striking out 19 batters.

CAREER STATISTICS

YR.	TEAM	W-L	ERA	G	GS	CG	SV	IP	H	R	ER	HR	BB	K
2021	South Suburban	1-1	5.70	22	0	0	0	30.0	22	24	19	3	30	47
2022	South Suburban	4-2	5.73	15	8	0	0	44.0	44	36	28	3	40	49
2023	St. Ambrose	1-0	3.82	11	6	0	0	30.2	12	19	13	0	38	53
2023	Rochester	0-0	6.30	10	0	0	0	10.0	4	7	7	0	19	19
2024	St. Ambrose	2-1	6.46	9	9	1	0	39.0	31	32	28	1	41	56
CAREER TOTALS		8-4	5.58	67	23	1	0	153.2	109	118	95	7	168	224
NCAA TOTALS		8-4	5.46	57	23	1	0	143.2	105	111	87	0	149	205

**Connor BRINKMAN | RHP | Wisconsin-Oshkosh**

HEIGHT

6-0

WEIGHT

200

B/T

R/R

YEAR

JR

School: UW-Oshkosh (WIAC)
 Born: 10/13/2002 (21 y/o)
 Hometown: New London, WI
 High School: New London (WI)

**CAREER NOTES****UW-OSHKOSH:**

2024 (Jr): Made 11 appearances all starts... Totaled 73.1 innings, allowing 44 earned runs with 67 strikeouts and four complete games.

2023 (Soph) 11 starts in 73.2 innings in his sophomore year for UW-Oshkosh... allowing 32 earned runs, with 57 strikeouts, in 73.2 innings, and posting eight wins.

2022 (Fr): Saw 14 appearances as a freshman with a 7-3 record... Totaled 78.1 innings, allowing 83 hits, and 23 earned runs, with 74 strikeouts.

CORTLAND CRUSH (NYCL): Pitched one season in summer collegiate baseball before coming to the Dock Spiders with the Cortland Crush of the New York Collegiate League... Posting totals of 39.0 innings, 2-1 record, allowing 42 hits, and striking out 41 opponents.

CAREER STATISTICS

YR.	TEAM	W-L	ERA	G	GS	C/G	SV	IP	H	R	ER	HR	BB	K
2022	UW-Oshkosh	7-3	2.64	14	10	2	2	78.1	83	35	23	5	18	74
2022	Cortland Crush	2-1	3.90	8	7	0	0	39.0	42	16	11	1	6	41
2023	UW-Oshkosh	8-2	3.91	11	11	2	0	73.2	77	35	32	12	21	57
2024	UW-Oshkosh	5-3	4.69	11	11	4	0	73.1	84	45	44	8	17	67
CAREER TOTALS		22-9	4.79	43	38	8	2	264.1	286	150	131	26	62	108
NCAA TOTALS		20-8	3.71	35	31	8	2	225.1	244	115	99	25	56	67



Ethan COLE | LHP | Augustana

HEIGHT

6-2

WEIGHT

225

B/T

L/L

YEAR

SO

School: Augustana (NSIC)

Born: 11/26/2003 (20 y/o)

Hometown: Fond du Lac, WI

High School: Winnebago Lutheran (WI)



CAREER NOTES

AUGUSTANA (IL):

2024 (Soph): Twelve outings with one start... Totaled 20.1 innings, allowing 13 earned runs, and striking out 32 batters... appeared in 16 games as a batter starting three.

2023 (Fr): Helped Augustana advance to the Division II College World Series... Made 15 appearances... made his collegiate debut at Hawaii-Hilo on Feb. 3... picked up first collegiate win against Dominican as part of the Spring Break Trip on March 6 ... appeared as a batter in six games picking up three hits.

PREP: A 2022 graduate of Winnebago Lutheran Academy... hit .448 with 26 hits, eight home runs, and 22 RBI as a senior... also threw 43.2 innings with 62 strikeouts and a 2.75 ERA... first-team all-conference... academic all-state... all-state honorable mention... batted .436 with three home runs and 18 RBI as a junior... first-team all-conference... all-area team selection... honorable mention all-state honors... also a first-team all-conference selection and player of the year in basketball.

PERSONAL: Son of Jeff and Paula Cole ... majoring in business administration.

CAREER STATISTICS

YR.	TEAM	W-L	ERA	G	GS	CG	SV	IP	H	R	ER	HR	BB	K
2023	Augustana	1-2	5.56	15	3	0	0	34.0	29	25	21	3	24	40
2024	Augustana	3-0	6.56	13	1	0	3	23.1	24	19	17	3	9	38
CAREER TOTALS		4-2	5.97	28	4	0	3	57.1	51	44	38	6	33	78





David DEAN | LHP | Oklahoma

HEIGHT

6-6

WEIGHT

285

B/T

L/L

YEAR

R-SO

School: Oklahoma (Big 12)
 Born: 11/24/2002 (21 y/o)
 Hometown: Owasso, OK
 High School: Owasso (OK)



CAREER NOTES

OKLAHOMA:

2024 (R-So): Did not see game action in his redshirt-sophomore year.

NORTHWESTERN OKLAHOMA A&M COLLEGE:

2023 (Soph): Made 12 appearances with 10 starts for the Golden Norse in 2023... Striking out 52 and tossing a 3-3 record... Pitched 45.2 innings with 52 strikeouts.

2022 (Fr): Made seven appearances his freshman season... pitching 22.0 innings with 23 strikeouts.

NORTHWOODS: Dean in his 3rd season with the Dock Spiders this summer becomes only the 5th player in franchise history to play for the team for at least three years... Appeared in 16 games with the Dock Spiders in 2022... Striking out 20 batters in 22.2 innings pitched.

PREP: Named the second-best left-handed pitcher, and 14th-best overall prospect in Oklahoma by Perfect Game... Selected as a 2020 Perfect Game Preseason All-American... Combined with teammate Bennett Flanary on March 7, 2020, to throw a combined no-hitter... Played for the Sandlot Scout Team in high school, and played with 10 different Division One committed players.

CAREER STATISTICS

YR.	TEAM	W-L	ERA	G	GS	CG	SV	IP	H	R	ER	HR	BB	K
2022	NEO A&M	0-4	8.18	7	7	0	0	22.0	26	28	20	3	14	23
2022	Dock Spiders	2-1	13.50	16	0	0	0	22.2	21	15	13	0	21	20
2023	NEO A&M	3-3	8.28	12	10	0	0	45.2	63	50	42	8	18	52
2023	Dock Spiders	0-0	13.50	1	0	0	0	0.2	1	1	1	0	1	0
2024	Oklahoma													
NCAA TOTALS		3-7	8.25	19	17	0	0	67.2	89	78	62	8	32	75
NWL TOTALS		2-1	5.40	1	0	0	0	23.1	22	16	14	0	21	20
CAREER TOTALS		5-8	7.51	20	17	0	0	91.0	111	94	76	8	53	95



Shane FOLEY | RHP | Lawrence

HEIGHT

5-11

WEIGHT

200

B/T

RHP

YEAR

JR

School: Lawrence (Midwest)
 Born: 3/00/2003 (21 y/o)
 Hometown: Manhattan Beach, CA
 High School: Mira Costa (CA)



CAREER NOTES

LAWRENCE (WI):

2024 (Jr): Saw seven appearances making one start... Totalling 6.2 innings, allowing 11 hits, 12 earned runs, and eight strikeouts.

2023 (Soph): College Sports Communicators Academic All-District. Member of Academic All-Midwest Conference team... Made 14 appearances, tossing 19.0 innings striking out 25 batters, and had one save.

2022 (Fr): Pitched 16 innings facing 94 batters, allowing 21 hits and striking out 20 batters with one save.


CAREER STATISTICS

YR.	TEAM	W-L	ERA	G	GS	CG	SV	IP	H	R	ER	HR	BB	K
2022	Lawrence	2-2	11.25	10	1	0	0	16.0	21	21	20	2	21	20
2023	Lawrence	1-3	6.63	14	0	0	2	19.0	15	27	14	2	20	25
2024	Lawrence	0-1	16.20	7	1	0	0	6.2	36	48	34	4	41	8
CAREER TOTALS		3-6	8.50	31	2	0	2	41.2	47	60	46	4	53	53

NORTHWOODS LEAGUE EXPANSION

The Northwoods League has expanded a number of times since its inaugural season in 1994. The league has grown to 26 teams for the 2024 season, and includes seven states and one Canadian province. The **Dock Spiders** joined as an expansion team for the 2017 season along with the **Bismark Larks** as the 19th and 20th teams in the league. The **Kokomo Jackrabbits** joined from the Prospect League in 2019 along with the **Traverse City Pit Spitters** to bring the league to 22 teams. The Dock Spiders have never faced their expansion mates, but are 10-6 against Traverse City and Kokomo.



**Caleb GRANGER | RHP | Florida A&M**

HEIGHT

5-11

WEIGHT

160

B/T

R/R

YEAR

SR**School:** Florida A&M (SWAC)**Born:** 6/6/2003 (20 y/o)**Hometown:** Tallahassee, FL**High School:** North Florida Christian (FL)**CAREER NOTES****FLORIDA A&M:**

2024 (Sr): Made 14 appearances all starts... 81.2 total innings, allowing 26 earned runs, 68 strikeouts, and a complete game.

2023 (Soph): SWAC Commissioner's Honor Roll, Made 19 mound appearances, had a 6-5 record, an ERA of 6.35, 57 strikeouts, and a WHIP of 1.75.

ANDREW COLLEGE (GA):

2022 (Fr): Appeared in 12 games, making ten starts... totaled 47.0 innings, allowing 31 earned runs, one complete game, and struck out 46 faced.

CAREER STATISTICS

YR.	TEAM	W-L	ERA	G	GS	CG	SV	IP	H	R	ER	HR	BB	K
2022	Andrew College	2-8	5.94	12	10	1	0	47.0	58	42	31	7	14	46
2023	Florida A&M	6-5	6.35	19	14	1	0	85.0	119	64	60	10	30	57
2024	Florida A&M	9-2	2.87	14	14	1	0	81.2	72	28	24	3	21	63
CAREER TOTALS		17-15	4.99	44	27	3	0	213.2	249	134	115	20	65	166



Dylan JAQUEZ | RHP | Westcliff

HEIGHT

6-2

WEIGHT

205

B/T

R/R

YEAR

JR

School: Westcliff (NAIA)

Hometown: Oceanside, CA

High School: Saint Katherine (CA)



CAREER NOTES

WESTCLIFF (CA):

2024 (Jr): Saw action in nine games with one start... Totaled 11.0 inning giving up six earned runs and striking out 10 batters... Finished with a 4.91 ERA.

PARK U GILBERT (AZ):

2023: Appeared in 11 games all in relief... Spanning 15.2 innings allowing 13 earned runs and struckout 18 batters.

NORTHWOODS: Jaquez was a member of the Wisconsin Rapids Rafters in 2023... Saw action in three games, with 5.0 innings of work allowing nine earned runs and seven walks.



CAREER STATISTICS

YR.	TEAM	W-L	ERA	G	GS	CG	SV	IP	H	R	ER	HR	BB	K
2023	Park U Gilbert	0-1	7.47	11	0	0	0	15.2	17	16	13	1	16	18
2023	Wisconsin Rapids	0-0	16.20	3	0	0	0	5.0	8	9	9	2	7	0
2024	Westcliff	0-0	4.91	9	1	0	2	11.0	10	7	6	0	7	10
CAREER TOTALS		0-1	6.41	20	1	0	2	26.2	27	23	19	1	23	28
NWL TOTALS		0-0	16.20	3	0	0	0	5.0	8	9	9	2	7	0

**Jacob JARVIS | LHP | Evansville**

HEIGHT	WEIGHT	B/T	YEAR
6-3	210	L/L	JR

School: Evansville (Missouri Valley)

Born: 11/25/2002 (21 y/o)

Hometown: Farmington, MO

High School: Farmington (MO)

**CAREER NOTES****EVANSVILLE (IN):**

2024 [Jr]: Three appearances all out of the bullpen... Allowing four runs in 3.0 total innings of work, with two strikeouts. Work a scoreless inning of work against Valparaiso on (5/3).

JEFFERSON COLLEGE (MO)

2023 [Soph]: Pitched in 11 games at Jefferson College in Missouri as a sophomore... Went 0-1 with a 4.55 ERA, striking out 41 men in 27.2 innings of work, mainly out of the bullpen... Struck out a season-high 10 men in just 4.0 innings of work at St. Louis CC, giving up just an unearned run on two hits (4/8/23)... Only allowed one earned run over his final 15.0 innings of work on the year (0.60 ERA), with 24 strikeouts.

2022 [Fr]:

Appeared in eight games as a freshman... Went 1-0 with a 6.57 ERA in 12.1 innings of work... Allowed just six hits on the year, while striking out 17 against 12 walks... Eight of his nine earned runs allowed on the year came in just two outings spanning just 2.1 innings (posted a 0.90 ERA over his other six appearances)..

PREP:

Ranked as the ninth-best left-handed pitcher in Missouri as a senior in high school by Perfect Game. Earned MHSBCA Class 5 All-State honors as a senior, going 6-1 with a 1.06 ERA and 86 strikeouts in 46 innings of work... Also shined in the outfield in high school, posting a .420/.505/.830 slash line as a senior with 10 doubles, four triples, and six home runs, which broke the Farmington single-season record... Also earned all-conference and all-district honors.

CAREER STATISTICS

YR.	TEAM	W-L	ERA	G	GS	CG	SV	IP	H	R	ER	HR	BB	K
2022	Jefferson College	1-0	6.57	8	0	0	0	12.1	6	11	9	1	12	17
2023	Jefferson College	0-1	3.51	11	0	0	0	25.2	24	14	10	2	17	39
2024	Evansville	0-0	12.00	3	0	0	0	3.0	4	4	4	0	3	2
CAREER TOTALS		1-1	6.67	22	0	0	0	31.0	34	29	23	3	32	58

**Clay KENNEDY | RHP | McNeese State**

HEIGHT

6-3

WEIGHT

210

B/T

R/R

YEAR

R-JR

School: McNeese State (Southland)

Born: 1/4/2002 (22 y/o)

Hometown: Frankston, TX

High School: Frankston (TX)

**AWARDS & HONORS**

- SLC Commissioner's Honor Roll (2023)

- President's list (2023)

CAREER NOTES**McNeese State (LA):**

2024 (R-Jr): Appeared eight times all in relief... spanning 6.2 innings, allowing nine runs, and five strikeouts with a 12.15 ERA.

2023 (Jr): Did not see game action in his junior year.

ALVIN CC (TX)

2022 (Soph): Three starts in 7 appearances... Totaling 12.1 innings, allowing 15 hits, 16 earned runs, and 17 strikeouts.

STEVEN F. AUSTIN (TX)

2021 (Fr): Made two appearances on the mound this season against New Orleans and Grambling State... Accumulating 1.1 IP, 1 hit, no runs, and two walks.

PERSONAL: Son of Robert and Kimberly Kennedy.

CAREER STATISTICS

YR.	TEAM	W-L	ERA	G	GS	CG	SV	IP	H	R	ER	HR	BB	K
2021	Steven F. Austin	0-0	0.00	2	0	0	0	1.1	1	0	0	0	2	0
2022	Alvin CC	1-1	11.68	7	3	0	0	12.1	15	17	16	1	15	17
2024	McNeese State	0-0	12.15	8	0	0	0	6.2	7	10	9	2	8	5
CAREER TOTALS		1-1	11.19	17	3	0	0	20.1	23	27	25	3	25	22



Justin ROITMAN | RHP | Ellsworth CC

HEIGHT

6-2

WEIGHT

220

B/T

L/R

YEAR

SO

School: Ellsworth CC (NJCAA)
 Born: 12/20/2003 (20 y/o)
 Hometown: Inver Grove Height, MN
 High School: Simley High School (MN)



CAREER NOTES

ELLSWORTH CC (IA):

2024 (So): Transfer to Ellsworth after spending one season at Dakota County... Twelve appearances with four starts... Spanning over 26.1 innings, allowing 21 earned runs, 24 walks, and 21 strikeouts. Appeared in 23 games at bat, with 38 plate appearances, 3 homers, 11 RBI, and .237 AVG.

DAKOTA COUNTY TECH COLLEGE:

2023 (Fr): Played his first year with the Blue Knights... making one appearance going 2.0 innings allowing no hits with 3 walks and one strikeout.

CAREER STATISTICS

YR.	TEAM	W-L	ERA	G	GS	CG	SV	IP	H	R	ER	HR	BB	K
2023	Dakota County Tech College	0-0	0.00	1	1	0	0	2.0	0	0	0	0	3	1
2022	Ellsworth	3-4	7.18	12	4	0	0	26.1	30	28	21	2	24	21
CAREER TOTALS		3-4	6.67	13	4	0	0	28.1	30	28	21	2	27	28


Elden SANTANA | RHP | Lawrence

HEIGHT

6-1

WEIGHT

185

B/T

R/R

YEAR

JR

School: Lawrence (Midwest)

Born: 6/05/2002 (21 y/o)

Hometown: Brooklyn, N.Y.

High School: Berkeley Carroll (N.Y.)


CAREER NOTES
LAWRENCE (WJ):

2024 (Sr): Saw 12 appearances ten as starts... Spanning over 56.1 innings, with 67 strikeouts, allowing 21 earned runs with a 3.36 ERA.

2023 (Jr): Made ten appearances in seven starts... Totalling 38.0 innings, allowed 30 hits, 31 runs, and 23 earned, finishing with a 5.45 ERA.


2022 (Soph): Totaled 33 innings in nine appearances with seven starts allowing, allowing 40 hits, and 22 earned runs with 27 strikeouts.

2021 (Fr): Tallied one starts in 11 appearances... totaling 16.1 innings, allowing 13 hits, 15 runs, and 18 strikeouts.

PREP: Competed in baseball and soccer in high school... Pitched and played shortstop and third base... Earned All-Athletic Conference of Independent Schools honors... Played baseball for Luis Monell. Center back on the soccer squad.

CAREER STATISTICS

YR.	TEAM	W-L	ERA	G	GS	CG	SV	IP	H	R	ER	HR	BB	K
2021	Lawrence	1-3	8.27	11	1	0	1	16.1	13	15	15	4	12	18
2022	Lawrence	2-2	5.88	9	7	0	0	33.2	40	34	22	3	12	27
2023	Lawrence	3-5	5.45	10	7	0	0	38.0	30	31	23	2	20	60
2024	Lawrence	5-2	3.36	12	10	0	0	56.1	37	25	21	2	30	67
CAREER TOTALS		11-12	5.05	42	25	0	1	144.1	120	111	81	11	74	172



**Zane LOVEDAY | LHP | Fairmont State**

HEIGHT	WEIGHT	B/T	YEAR
6-6	220	L/L	SO

School: Fairmont State (Mountain East)
 Born: 12/00/2005 (19 y/o)
 Hometown: Bidwell, Ohio
 High School: Gallia Academy (OH)


**CAREER NOTES****FAIRMONT STATE (WV):**

2024 (Soph): Made eleven appearances with nine starts... Totaled 37.2 innings allowing 22 runs, and 33 strikeouts. Finished with a 5.26 ERA.

2023 (Fr): Appeared in nine games with four starts... Spanning over 19.0 innings allowing 27 runs, 16 strikeouts. Finished 12.79 ERA.

CAREER STATISTICS

YR.	TEAM	W-L	ERA	G	GS	CG	SV	IP	H	R	ER	HR	BB	K
2023	Fairmont State	0-1	12.79	9	4	0	0	19.0	29	27	27	3	19	16
2024	Fairmont State	2-1	5.26	11	9	0	0	37.2	33	28	22	5	33	33
CAREER TOTALS		2-2	7.78	20	13	0	0	56.2	62	55	49	8	52	49



Jonah MONTES | RHP | Embry-Riddle Aeronautical

HEIGHT

5-10

WEIGHT

145

B/T

R/R

YEAR

JR

School: Embry-Riddle Aeronautic (NAIA)

Born: 10/00/2003 (20 y/o)

Hometown: Upland, CA

High School: Lutheran (CA)



ORGANIZATION

CAREER NOTES

EMBRY-RIDDLE AERONAUTICAL (AZ):

2024 (Jr): Made 22 appearances all in relief... spanning 30.2 innings, allowing 13 earned runs, striking out 28 batters, and three saves.

2023 (Soph): Made 16 appearances with two starts... Was the most used reliever on the Eagles pitching staff... Finished the season 1-2 with 1 save... Had 25.0 innings pitched... Struck out 21 batters.

2022 (Fr): Made 13 starts and 17 total appearances... Finished with a 5-6 record with 47 strikeouts over 56.1 innings... Posted a 7.51 strikeouts per game rate, the seventh-best in the Cal Pac... The five wins was tenth-most in the Cal Pac.

2024 DOCK SPIDERS

HISTORY & RECORDS

CAREER STATISTICS

YR.	TEAM	W-L	ERA	G	GS	CG	SV	IP	H	R	ER	HR	BB	K
2022	Embry-Riddle	5-6	7.42	17	13	0	0	57.0	78	64	47	5	30	47
2023	Embry-Riddle	1-2	8.28	16	2	0	1	25.0	38	31	23	2	13	21
2024	Embry-Riddle	2-1	3.82	22	0	0	3	30.2	26	20	13	1	15	28
CAREER TOTALS		8-9	6.67	57	15	0	4	112.0	142	115	142	8	58	96

2024 OPPONENTS

NORTHWOODS LEAGUE PITCHING RULES

A pitcher cannot begin a new inning after throwing 100 pitches or more, cannot face a new batter after throwing 110 pitches or more, and in the event a starting pitcher has not allowed a hit, he will not be allowed to begin a new inning after throwing 120 pitches or more. If a pitcher throws 100 or more pitches, he must have five full days of rest prior to his next appearance in a game. Between 85-99 pitches, he must have four full days of rest prior to making an appearance in a game. If 50 pitches or more, he must have two full days of rest prior to making an appearance in a game as a pitcher. If a pitcher throws 35 or more pitches in one inning, he will not be allowed to return for the next inning or the remainder of the game. A pitcher also cannot make appearances in more than two consecutive days.



TEAM INFORMATION



DEUCE MUSIAL | RHP | Arkansas State

HEIGHT

6-6

WEIGHT

200

B/T

R/R

YEAR

FR

School: Arkansas State (Sun Belt)
Born: 9/5/2004 (20 y/o)
Hometown: De Pere, WI
High School: Notre Dame de la Baie (WI)



CAREER NOTES

ARKANSAS STATE:

2024 (Fr): Did not see game action in his freshman year.

PREP: Awarded a top-1000 national ranking by Perfect Game... Helped Norte Dame de la Baie finish in the WIAA Division I sectional final as a junior... Wisconsin Baseball Coaches Association All-Star... Two-time Green Bay Press Gazette Player of the Week nominee... Led his team to back-to-back regional titles.

PERSONAL: Son of Mitchell and Pam Musial ... Great-great-great nephew of Baseball Hall of Famer Stan Musial.

CAREER STATISTICS

YR.	TEAM	W-L	ERA	G	GS	CG	SV	IP	H	R	ER	HR	BB	K
2024*	Arkansas St							DNP						





Zach SILFIES | RHP | Elizabethtown

HEIGHT	WEIGHT	B/T	YEAR
6-2	200	R/R	SR

School: Elizabethtown (Landmark)
 Hometown: Palmerton, PA
 High School: Palmerton (PA)



AWARDS & HONORS

D3baseball.com All-Region First Team (2023)
 Landmark All-Conference First Team (2023)
 Landmark All-Conference First Team (2022)

CAREER NOTES

ELIZABETHTOWN (PA):

2024 (Sr): Totaled 25 outings all in relief... Six saves in 48.0 innings pitched, allowed 25 earned runs, 59 strikeouts, and a 4.69 ERA.

2023 (Sr): Appeared in 26 games on the mound... Career-high 7 saves... Career-high 66 total strikeouts... Earned 2 wins... Recorded his 100th career-strikeout... Season-high 5 strikeouts in four appearances.

2022 (Jr): Appeared in 23 games and started one... Had a 1-2 record with three saves... Totaled 47 strikeouts... Totaled a season-high five strikeouts vs. Susquehanna (4/3) .

2021 (Soph): Appeared in 15 games, starting eleven... Batted .292 with two RBI and three runs scored... Also tallied a 3-2 record with a 4.36 ERA and 23 strikeouts over 33 innings... Earned win in postseason debut, allowing three runs on seven hits and striking out a season-high five batters against Juniata (5/13)... Carer-high three hits at Susquehanna (4/5).

2020 (Fr) Appeared in three games, starting one... First-career start against Kenyon (3/2), allowing four earned runs over 5.1 innings with four strikeouts... Finished the shortened season with six strikeouts... Season canceled due to COVID-19.

NORTHWOODS: Appeared in 24 games for the Dock Spiders in 2023... with a 3-2 record and six saves... Went 30.1 innings allowing 17 runs and struck out 44 batters... finishing with a 5.04 ERA

SHERILL SILVERSMITHS (NYCL): Appeared in ten games starting six in 2021 for the Sherill Silversmiths in the New York Collegiate League... Throwing 31 innings, allowing 44 hits, 22 earned runs, and striking out 24 batters with a ERA of 6.39.

PERSONAL: Son of Tim Silfies and Christine Allen... Majoring in Accounting and Sports Marketing Related Content.



CAREER STATISTICS

YR.	TEAM	W-L	ERA	G	GS	CG	SV	IP	H	R	ER	HR	BB	K
2020	Elizabethtown	0-1	9.00	1	2	0	0	6.0	6	6	6	0	4	6
2021	Elizabethtown	3-2	4.36	8	4	0	0	33.0	30	18	16	0	22	23
2021	Sherrill	0-4	6.39	10	6	1	1	31.0	44	32	22	8	17	24
2022	Elizabethtown	1-2	4.00	23	1	0	3	45.0	45	27	20	3	16	47
2023	Elizabethtown	2-4	3.29	26	1	0	7	68.1	66	30	25	4	23	66
2023	Fond du Lac	3-2	5.04	24	0	0	6	30.1	32	17	17	2	12	44
2024	Elizabethtown	7-1	4.69	25	0	0	6	48.0	50	25	25	1	26	59
CAREER TOTALS		16-16	4.49	118	8	1	23	262.2	273	155	131	18	118	269
NCAA TOTALS		13-10	5.23	84	7	0	16	201.1	197	106	92	8	91	201
NWL TOTAL		3-2	5.04	24	0	0	6	30.1	32	17	17	2	12	44




Alex STEWART | RHP | Ellsworth CC

HEIGHT

6-2

WEIGHT

185

B/T

R/R

YEAR

FR

School: Ellsworth CC (NJCAA)
 Born: 05/16/2005 (19 y/o)
 Hometown: Longueuil, Quebec, Canada
 Highschool: Southeast Polk (CA)


CAREER NOTES
ELLSWORTH CC (IA):

2024 (Fr): Saw 24 appearances with two starts... Totaled 27.2 innings, allowing 30 earned runs, struck out 25 batters, and had two saves.

CAREER STATISTICS

YR.	TEAM	W-L	ERA	G	GS	CG	SV	IP	H	R	ER	HR	BB	K
2024	Ellsworth CC	1-3	9.76	24	2	0	2	27.2	48	35	30	5	18	25
CAREER TOTALS		1-3	9.76	24	2	0	2	27.2	48	35	30	5	18	25

DOCK SPIDERS LOGOS


Primary Logo (2017 - Pres.)



Secondary Logo (2017 - Pres.)



Cap Logo (2017 - Pres.)



Secondary Logo (2017 - Pres.)



Tertiary Logo (2017 - Pres.)

**Noah TSCHOPP | RHP | Embry-Riddle Aeronautical**

HEIGHT

6-5

WEIGHT

200

B/T

R/R

YEAR

SO**School:** Embry-Riddle Aeronautical (NAIA)**Born:** 3/08/2004 (20 y/o)**Hometown:** Las Vegas, NEV**High School:** Holy Spirit (NEV)**CAREER NOTES****Embry-Riddle Aeronautical (AZ):**

2024 (Soph): Made 20 appearances with one start... Pitched 29.0 innings, allowing 11 earned runs, striking out 33 batters faced with a 3.41 ERA.

2023 (Fr): Appeared in 14 games out of the bullpen for the Eagles in the California Pacific Conference... allowed 15 earned runs in 18.0 innings pitched and struck out 33 batters.

PREP: Graduated with Honors from Rancho High School... 2022 Nevada 5A Mountain Region Second Team... A four-year letterman... Personal record 95 MPH fastball during senior year... Magnet Aviation Program graduate... Graduated with private pilot's license.

PERSONAL: Parents are Barry and Kristen... Has one sibling, Adrianna... Uncles Jeff Allen and Derek Allen played football at the University of Oregon.

CAREER STATISTICS

YR.	TEAM	W-L	ERA	G	GS	CG	SV	IP	H	R	ER	HR	BB	K
2023	Embry-Riddle	1-1	7.50	14	0	0	3	18.0	18	17	15	0	18	33
2024	Embry-Riddle	2-1	3.41	20	1	0	7	29.0	24	13	11	1	16	33
CAREER TOTALS		3-2	4.98	34	1	0	10	47.0	42	30	26	1	34	66

**Townsend STEVENSON | RHP | Wash U in St. Louis**

HEIGHT

6-4

WEIGHT

220

B/T

R/R

YEAR

FR**School:** Washington Univ in St. Louis (CCIW)**Born:** 4/20/2005 (19 y/o)**Hometown:** Nashville, TN**High School:** University School of Nashville**CAREER NOTES****WASHINGTON UNIVERSITY IN ST. LOUIS:****2024 (Fr):** Made three appearances all in relief... Totaled 4.1 innings, allowing three earned runs and six strikeouts.**PREP:** Letterwinner in baseball at the University School of Nashville... All-district selection in 2023... TBCA all-state team... The team advanced to the elite 8.**PERSONAL:** Major in the College of Business ... Son of David and Elisa Stevenson.**CAREER STATISTICS**

YR.	TEAM	W-L	ERA	G	GS	CG	SV	IP	H	R	ER	HR	BB	K
2024	Wash U in St. Louis	0-0	6.23	3	0	0	0	4.1	3	3	3	1	5	6
CAREER TOTALS		0-0	6.23	3	0	0	0	4.1	3	3	3	1	5	6

DOCK SPIDERS COMPLETE GAMES

August 8, 2021.....	Ryan Ament (LHP) @ Green Bay*
July 26, 2021.....	Austin Sachen (LHP) vs. Madison*
August 18, 2018.....	Connor Cook (RHP) vs. Duluth^
July 27, 2018.....	Peyton Sanderlin (RHP) vs. Wisconsin
July 18, 2018.....	Jon Young (RHP) vs. Rockford
July 23, 2017.....	Zack Kesterson (RHP) vs. Battle Creek

* 7-Inning Game // ^ Playoff Game

**Amar TSENNEG | RHP | Northwestern**

HEIGHT	WEIGHT	B/T	YEAR
6-3	205	R/R	SO

School: Northwestern (Big Ten)
 Born: 2/16/2004 (20 y/o)
 Hometown: College Station, TX
 High School: College Station (TX)

**CAREER NOTES****NORTHWESTERN (IL):**

2024 (Soph): Appeared in 13 games making two starts... A total of 21.2 innings pitched, allowing 20 earned runs, and 19 strikeouts.

UNIVERSITY OF TEXAS AT DALLAS:

2023 (Fr): Appeared in 5 games out of the bullpen for the Comets... went 0-1 with a 16.62 ERA, four strikeouts, and four walks over 4.1 innings...recorded back-to-back scoreless innings against Southwestern (Texas) and at LeTourneau Apr. 25-29...struck out two against the Pirates... named Academic All-ASC.

NORTHWOODS LEAGUE: Appeared in 13 games for the Dock Spiders in 2023... Making 11 starts and pitching a total of 64 innings... Tsengeg struck out 57 batters (2nd most in franchise history).

PREP: Academic All-State and Academic All-District selection as a senior for College Station High School... also played football... member of the National Honor Society, Student Council, and marching band.

Personal: Son of Ariun Ishdorj and Tsengeg Purevjav... Has a older brother Nasan.

CAREER STATISTICS

YR.	TEAM	W-L	ERA	G	GS	CG	SV	IP	H	R	ER	HR	BB	K
2023	Texas-Dallas	0-1	16.62	5	0	0	0	4.1	12	13	8	1	4	4
2023	Fond du Lac	2-6	4.64	13	11	0	0	64.0	63	40	33	3	28	57
2024	Northwestern	2-2	8.44	13	2	0	6	21.2	27	20	20	3	15	19
CAREER TOTALS		4-9	8.53	30	13	0	6	9.0	102	73	61	7	47	80
NWL TOTALS		2-6	4.64	13	11	0	0	64.0	63	40	33	3	28	57

**Xerian XIMINIES | RHP | Florida A&M**

HEIGHT

6-0

WEIGHT

165

B/T

R/R

YEAR

SR**School:** Florida Agricultural & Mechanical University (Mid-Eastern Athletic Conference)**Born:** 1/14/2002 (22 y/o)**Hometown:** Miramar, FL**High School:** Somerset Academy (FL)**CAREER NOTES****FAMU:****2024 (SR):** Did not see game action in his senior year.**2023 (JR):** Made 14 mound appearances, had a 1-2 record, had an ERA of 11.25, allowed six hits, 18 runs, and 10 strikeouts.**2022 (SO):** Did not see game action in his sophomore year.**ALCORN STATE (MS):****2021 (FR):** Appeared in nine games...Threw 11.0 innings while striking out eight batters.**PREP:** Over two seasons at Somerset Academy, he appeared in 13 games while making two starts plus striking out 32 batters over 33.2 innings... His junior year he did not yield a single run in 19.2 frames of work on seven appearances and one start, whiffing 15... His high school ERA was 1.87 with a WHIP of 1.22, surrendering just nine earned runs during his tenure.**PERSONAL:** Son of Phillip Ximinies and Alkie Lewis-Ximinies...Majoring in criminal justice.**CAREER STATISTICS**

YR.	TEAM	W-L	ERA	G	GS	CG	SV	IP	H	R	ER	HR	BB	K
2021	Alcorn State	0-0	18.00	10	1	0	0	12.0	19	28	24	0	21	9
2022	Florida A&M						DNP							
2023	Florida A&M	1-2	11.25	14	0	0	0	12.0	6	18	15	1	21	10
2024	Florida A&M						DNP							
CAREER TOTALS		1-2	14.62	24	1	0	0	24.0	25	46	39	1	42	19

ORGANIZATION

2024 DOCK SPIDERS

HISTORY & RECORDS

2024 OPPONENTS

TEAM INFORMATION



Cade SIKOSKI | C | Fairmont State

HEIGHT

6-1

WEIGHT

195

B/T

R/R

YEAR

R-JR

School: Fairmont State (Mountain East)

Born: 4/25/2002 (22 y/o)

Hometown: Buda, TX

High School: Jack C. Hays (TX)



CAREER NOTES

FAIRMONT STATE (WV):

2024 (Jr): Appeared in seven games starting six... Totaled 18 plate appearances with 4 hits, and 2 RBI.

2023 (Soph): Started 32 games with the Falcons... Tallied 12 hits in 79 at-bats with 7 RBI.

2022 (Fr): Appeared in ten games... Totaled 28 plate appearances, 8 hits, and 3 RBI.



CAREER STATISTICS

YR.	TEAM	G	AB	R	H	2B	3B	HR	RBI	SB	BB	K	AVG	OPS
2022	Fairmont St	11	28	4	8	0	0	0	3	0	0	13	.286	.571
2023	Fairmont St	32	79	7	12	4	0	0	7	1	9	33	.152	.450
2024	Fairmont St	7	18	2	4	0	0	0	2	0	4	10	.222	.497
CAREER TOTALS		50	125	13	24	4	0	0	2	1	4	56	.192	.497

**Aiden JOLLEY | C | Georgia Tech**

HEIGHT

5-9

WEIGHT

185

B/T

R/R

YEAR

SO

School: Georgia Tech (ACC)

Born: 10/28/2003 (20 y/o)

Hometown: Acworth, GA

High School: Allatoona (GA)

**CAREER NOTES**

GEORGIA TECH: 2024 (Soph): Appeared in four games all in relief... Scoring two runs with one walk, and one RBI.

2023 (Fr): Did not see game action in his freshman year.

DANBURY WESTERNS (NECL): Played in 20 games for the Danbury Westerns in the New England Collegiate League... Tallied 59 plate appearances with 15 hits, and 6 doubles.

PREP: Rated as the No. 10 catcher in the state of Georgia by Perfect Game... Three-year letter winner as a catcher at Allatoona... Named first-team All-State and first-team All-Region in 2021 and 2022... Played five years of showcase ball... Named 2021 and 2022 Honorable Mention Preseason All-American Southeast Region... 17-time All-Tournament Team selection... Three-time Tournament MVP selection... Helped lead the East Cobb Yankees to two WWBA Championships in 2022... Named to the 2020 Tourney All-American Second Team... In 145 career games, recorded a .334 average with 123 hits, 37 doubles, four triples, and 14 home runs... Also drew 37 walks and drove in 99 runners... Had a career OPS of .974... In 2022, hit .420 over 26 games with an OPS of 1.220... Recorded 29 hits, 13 doubles, a triple, and three homers... Tallied 24 RBI.

ORGANIZATION

2024 DOCK SPIDERS

HISTORY & RECORDS

2024 OPPONENTS

TEAM INFORMATION

**Tyler STACK | C | Xavier**

HEIGHT

6-5

WEIGHT

215

B/T

R/R

YEAR

FR

School: Xavier (Big East)
 Born: 5/23/2004 (20 y/o)
 Hometown: Oswego, IL
 High School: Oswego (IL)

**CAREER NOTES****XAVIER (OH):**

2024 (Fr): Ranked as one of the top 50 incoming freshman in the Big East for 2024 by perfect game... Appeared in 19 games starting twelve... Totaled nine hits in 42 at-bats, 1 homer, and 6 RBI... Had his first collegiate hit pitch hitting against VCU on (3/22) and, his first collegiate home run at UConn on (4/5).

CINCINNATI STEAM (GLSCL): Appeared in 20 games in 2023 for the Cincinnati Steam in the Great Lakes League as an incoming freshman... Batted .361 with 22 hits and 14 RBI... Was selected as a member of the South All-Star team.

PREP: Helped lead his team to a conference championship in 2021 and a Regional Championship in 2022... As a junior, he batted .308 and was named to the 2022 All-Area First Team... As a sophomore, batted .291 with 19 RBI and earned First Team All SPC All-Conference honors... Also played club baseball for Rhino Baseball... Was selected to Team Illinois in the Geico National Championship Series in July 2022.

PERSONAL: Father Ron played college football at Michigan Tech.

CAREER STATISTICS

YR.	TEAM	G	AB	R	H	2B	3B	HR	RBI	SB	BB	K	AVG	OPS
2023	Cincinnati	20	61	12	22	2	1	0	14	1	7	12	.361	.869
2024	Xavier	19	42	6	9	1	1	1	6	1	11	20	.220	.762
CAREER TOTALS		39	103	18	31	3	2	1	20	2	18	32	.303	.813




Drew BARRAGAN | SS | Embry-Riddle Aeronautic

HEIGHT

6-1

WEIGHT

180

B/T

R/R

YEAR

R-SO
School: Embry-Riddle Aeronautic (NAIA)

Born: 1/13/2002 (22 y/o)

Hometown: Trabuco Canyon, CA

High School: Crean Lutheran (CA)

CAREER NOTES
EMBRY-RIDDLE AERONAUTICAL (AZ):

2024 (Soph): Started all 47 games... Totaled 200 plate appearances with a .455 AVG... Captured 91 hits, 30 doubles, one triple, 16 homers, and 93 RBI.

2023 (Fr): Cal Pac Conference Newcomer of the Year... All-Cal Pac... Played in 42 games... Hit .276 with 11 home runs... Had 42 RBI, 37 Runs Scored, and 2 stolen bases... Had three two homerun games, the first coming vs. Simpson on March 17th as he went 3-4... Had a fielding % of .877 as the Eagle's Shortstop... Did not see action in 2022... No season in 2021 due to COVID-19.

NORTHWOODS: Appeared in 41 games in 2023 for the Dock Spiders... Totaled 149 at-bats, driving in 20 runs with 29 hits... Scoring 19 runs with 14 walks.

ORANGE COUNTY LEGENDS (Sunset): Tallied four hits in only 8 plate appearances with the Orange County Legends in the Sunset League in 2021.

Personal: Son of Mike and Debby Barragan.

CAREER STATISTICS

YR.	TEAM	G	AB	R	H	2B	3B	HR	RBI	SB	BB	K	AVG	OPS
2021	Orange County	3	8	1	4	0	0	0	0	0	0	1	.500	.1000
2023	Embry-Riddle	42	170	37	47	6	1	11	42	2	10	31	.276	.858
2023	Fond du Lac	41	147	19	29	6	1	3	20	4	14	37	.197	.592
2024	Embry Riddle	47	200	57	91	30	1	16	93	12	22	19	.455	1.362
CAREER TOTALS		133	525	114	124	36	3	30	59	16	36	87	.236	.836
NCAA TOTALS		89	370	94	91	30	2	16	93	12	22	50	.373	.1132
NWL TOTALS		41	147	19	29	6	1	3	20	4	14	37	.197	.592



Donovan CANTERBERRY | SS | Xavier

HEIGHT

6-0

WEIGHT

190

B/T

R/R

YEAR

R-FR

School: Xavier (Big East)
 Born: 5/16/03 (21 y/o)
 Hometown: Wyandotte, MI
 High School: Wyandotte (MI)



CAREER NOTES

XAVIER (OH):

2024 (Soph): Saw action in 18 games starting four... Totaled 16 at-bats, scoring four runs, capturing one hit and three stolen bases... Scored the game-winning run against Northern Kentucky (4/24).

2023 (Fr): Did not see game action in his freshman year.

ALBANY DUTSCHMEN (PGL): Played in 12 games for the Albany Dutchmen in 2023... Hit .353 totaling 34 at-bats, 12 hits, 5 doubles, and 5 RBI.

PREP: Was a part of the varsity baseball team at Wyandotte each of his four years of high school... Earned All-Area honors in multiple seasons and he was named All-Downriver League as a junior (2021)... Also played four years of varsity football.

PERSONAL: Majoring in Sport Management at Xavier... Son of Greg and Jennifer Canterbury.

CAREER STATISTICS

YR.	TEAM	G	AB	R	H	2B	3B	HR	RBI	SB	BB	K	AVG	OPS
2023	Albany	12	34	11	12	5	1	1	5	4	6	10	.353	1.112
2024	Xavier	18	16	4	1	0	0	0	3	3	6	6	.063	.243
CAREER TOTALS		29	50	15	13	5	1	1	5	7	9	16	.026	.243
NCAA TOTALS		17	16	4	1	0	0	0	3	3	6	6	.063	.243


Cal MCGINNIS | UTL | EVANSVILLE

HEIGHT

5-11

WEIGHT

180

B/T

L/R

YEAR

JR

School: Evansville (Missouri Valley)

Born: 3/31/2003 (21 y/o)

Hometown: Kimberly, WI

High School: Kimberly (WI)


CAREER NOTES
EVANSVILLE (IN):

2024 (Jr): Transfer to Evansville from Bradley University with two years of eligibility remaining... Appeared in 13 games starting of them... Tallied 49 plate appearances with 18 hits, one double, one homer, four RBI, and a .367 RBI.

BRADLEY (IL):

2023 (Soph): Played in 41 games with 33 starts on the infield (2B, SS, and 3B) as a sophomore at Bradley... Hit .261 with six doubles, a triple, three home runs, 16 RBI, and 22 runs scored... Led the MVC in sacrifice bunts with 10, despite missing seven games due to injury... Ranked 22nd in NCAA Division I baseball in sacrifice bunts, including ranking fourth in college baseball in sacrifice bunts per game (0.24)...Suffered a season-ending injury at Evansville after getting injured while sliding into second base on an RBI double in the seventh inning on May 12... Hit .303 in MVC play with three of his six doubles and all three home runs, playing in 21 games with 20 starts... Hit safely in nine of his last 11 games, including going 5-for-8 in his final two games of the year.

2022 (Fr): Played in 37 games with 32 starts at second base and shortstop as a true freshman at Bradley...Named To D1Baseball.com's Top 100 Impact Freshman Preseason List...Hit .264 with four doubles, a triple, two home runs, 15 RBI, and 18 runs scored... Posted a .391 on-base percentage, with 20 walks against 21 strikeouts...Committed just two errors in 107 defensive chances while posting a .981 fielding percentage.

PREP: Played high school baseball for his father, Ryan... Helped Kimberly to two conference championships and two runner-up sectional finishes... Hit a walk-off grand slam to clinch the conference championship in high school... Named a Northeast Wisconsin Baseball Player of the Year nominee... Earned honorable mention all-state honors... A first-team all-conference and first-team all-district honors at shortstop... Earned academic all-state honors as well... Also played basketball at Kimberly High School.

PERSONAL: Son of Lori and Ryan McGinnis... Has three younger sisters - Megan, Katelyn and Brooke... His dad, Ryan, played baseball at Saint Xavier University, while his mom, Lori, played women's basketball at Marquette.





CAREER STATISTICS

YR.	TEAM	G	AB	R	H	2B	3B	HR	RBI	SB	BB	K	AVG	OPS
2022	Bradley	37	106	18	28	4	1	2	15	3	20	21	.264	.768
2023	Bradley	41	119	22	31	6	1	3	16	3	16	17	.261	.749
2024	Evansville	13	49	9	18	2	0	1	6	0	4	4	.367	.819
CAREER TOTALS		91	274	49	77	12	2	6	37	6	29	42	.306	.782

DOCK SPIDERS TOP INCOME 2024 FRESHMAN

ACC	Tyler Neises (Georgia Tech).....	INF
Big East	Tyler Stack (Xavier).....	C

2024 Rankings by Conference // via Perfect Game

**Tyler NEISES | 1B | Georgia Tech**

HEIGHT

6-3

WEIGHT

220

B/T

L/R

YEAR

FR

School: Georgia Tech (ACC)

Born: 12/03/2004 (19 y/o)

Hometown: Dalton, GA

High School: Dalton (GA)

**CAREER NOTES****GEORGIA TECH:**

2024 (Fr): Ranked as a top incoming freshman by a perfect game in 2024 in the ACC... Played in ten games capturing one hit in six at-bats... Finished with one RBI and a .143 AVG.

PREP: Rated as the No. 5 first-baseman out of the state of Georgia by Perfect Game... Four-year letter winner in baseball as well as one season in basketball at Summerville... Was chosen as captain his senior year... Named 2023 GHSA Player of the Year Region 7 Class 5A-AAAAA...

Also named 2023 The Daily Citizen News All-Area Player of the Year...

Selected to play in the 2023 Stump Martin Memorial Tennessee-Georgia All-Star Classic... Won the home run derby at the event... Named the Georgia Player of the Game, going 3-for-3 with a home run.

2024 TOP FR CLASSES

#16	Wake Forest
#17	Oklahoma
#18	Louisville
#19	Georgia Tech
#20	Indiana
#21	Texas Tech
#22	Clemson

via NCAA.com

CAREER STATISTICS

YR.	TEAM	G	AB	R	H	2B	3B	HR	RBI	SB	BB	K	AVG	OPS
2024	Georgia Tech	10	7	0	1	0	0	0	1	0	1	4	.143	..393
CAREER TOTALS		10	6	0	1	0	0	0	1	0	1	4	.167	.393

**Preston KNOTT | INF | Northwestern**

HEIGHT

5-8

WEIGHT

185

B/T

L/R

YEAR

JR

School: Northwestern (Big Ten)
 Born: 7/00/2002 (21 y/o)
 Hometown: Arlington, TX
 High School: Arlington Martin (TX)

**CAREER NOTES****NORTHWESTERN (IL):**

2024 (Jr): Made first Northwestern start against Bethune-Cookman on March 1st... Picked up first hit for Northwestern on 2/24 at Duke... Picked up first multi-hit game of the season in a win over Texas A&M-Corpus Christi, going 2/4 with two RBI including his first home run in a Wildcat uniform... Recorded three straight multi-hit games from 3/19-3/21.

**NORTHERN OKLAHOMA TONKAWA:**

2023 (Soph): Saw action in 53 games... Tallied 180 plate appearances with 74 hits, 2 homers, 45 RBI, and 29 stolen bases. Finished with a .411 batting average and a 1.077 OPS.

CHARLESTON (WV)

2022 (Fr): Appeared in two games with 5 at-bats... accumulated one run scored, and three strikeouts.

CAREER STATISTICS

YR.	TEAM	G	AB	R	H	2B	3B	HR	RBI	SB	BB	K	AVG	OPS
2022	Charleston	2	5	1	0	0	0	0	0	0	0	3	.000	.000
2023	Northern OK Tonkawa	53	180	54	74	17	3	2	45	29	26	19	.411	1.077
2024	Northwestern	48	152	28	42	9	0	6	20	1	32	27	.276	.892
CAREER TOTALS		103	337	82	115	25	3	8	65	30	56	48	.212	.911



Quinten PERILLI | UTL | Elizabethtown

HEIGHT

6-2

WEIGHT

210

B/T

R/R

YEAR

SO

School: Elizabethtown (Landmark)

Born: 4/30/2002 (21 y/o)

Hometown: Media, PA

High School: Penncrest (PA)



AWARDS & HONORS

- D3baseball.com All-Region Rookie of the Year (2023)
- D3baseball.com All-Region Second Team (2023)
- Landmark Conference Rookie of the Year (2023)
- Landmark All-Conference First Team (2023)

CAREER NOTES

Elizabethtown (PA):

2024 (SO): Started in all 41 games... Totaled 154 at-bats with 54 hits... Finished with a .351 AVG, 14 doubles, 1 triple, and clubbed 13 homers, with 49 RBI.

2023 (Fr): Started in all 44 games... Totaled 42 runs and 64 hits... Tallied 19 doubles, 2 triples, and 51 RBI... Led the team with 11 home runs... Held a .995 fielding percentage... Appeared in 5 games on the mound earning one win... Pitched 8.2 innings and totaled 11 strikeouts.

WATERTOWN RAPIDS (PGL): Appeared in 43 games for the Watertown Rapids... Totaling 113 at bats, with 22 hits, 14 RBI, and a .195 batting average.

PREP: Member of the Lions baseball and basketball teams... All-Delco for baseball and basketball (2021-22)... Baseball All-Central (2022).

Personal: Majoring in Exercise Science... Son of Michael and Alexandra... Younger brother, Elijah.

CAREER STATISTICS

YR.	TEAM	G	AB	R	H	2B	3B	HR	RBI	SB	BB	K	AVG	OPS
2023	Elizabethtown	44	167	42	64	19	2	11	51	4	25	16	.383	1.207
2023	Watertown	43	113	21	22	8	0	0	14	7	29	24	.195	.648
2024	Elizabethtown	42	158	56	54	14	1	13	49	22	25	25	.351	1.198
NCAA TOTALS		129	442	119	130	41	3	24	114	33	79	65	.368	1.202

**Caden SHAPIRO | UTL | Princeton**

HEIGHT	WEIGHT	B/T	YEAR
6-0	200	L/L	SR

School: Princeton (Ivy League)
 Born: 8/28/2002 (21 y/o)
 Hometown: Toronto, Ontario, Canada
 High School: Upper Canada College (CA)

**AWARDS & HONORS**

Second Team All-Ivy (2023)
 CSC Academic All-District Team (2023)

CAREER NOTES**PRINCETON (NJ):**

2024 (Jr): Started all 43 games... Tallied 177 plate appearances with 49 hits, nine doubles, five homers, and 27 RBI. Finished with a .277 AVG, and a .412 SLG%.

2023 (Soph): Played in 45 games with 42 starts ... Totaled 42 hits, runs 32, seven doubles, two home runs, 16 RBI, 25 walks, .286 average... Recorded two hits and two RBI at Duke (Mar. 5)... Had three RBI at Richmond on March 13... Posted four straight games with at least two hits from March 18-26.

2022 (Fr): Appeared in 26 games, making 18 starts... Contributed three RBI and nine runs ... Had three runs and two runs at Towson on March 19... Put up four hits and scored twice vs. Cornell on April 9.

MARTHAS VINEYARD SHARKS (NECL): Appeared in 29 games last summer with the Sharks in the New England League... Hit .305, totaling 95 plate appearances with 29 hits, driving in 15 runs... Shapiro also has spent time with the Albany Dutchmen in the Perfect Game League and the Falmouth Commodores in the Cap Code League.

PREP: Played for Toronto Mets (Travel Team): Ranked 13th overall in Ontario by Perfect Game ... Named PG Preseason All-American in 2021 and Underclassmen Preseason All-American in 2020 for Canada/Puerto Rico regions ... Team won the Premier Baseball League title in 2019 ... Represented Ontario at the 2019 PBR Futures Games ... Earned All-Tournament Team selections at the 2019 WWBA 2021 Grads or 16U National and World Championships ... Also lettered in basketball.

PERSONAL: Son of Lissa Bockrath and Mark Shapiro... Has a sister, Sierra... Father, Mark, played football for Princeton... Father is the president and CEO of the Toronto Blue Jays... Uncle, Herb, played lacrosse at Brown.




CAREER STATISTICS

YR.	TEAM	G	AB	R	H	2B	3B	HR	RBI	SB	BB	K	AVG	OPS
2022	Princeton	30	60	9	14	1	0	0	3	1	10	16	.233	.615
2022	Albany	42	124	25	29	3	0	0	18	10	18	19	.234	.609
2023	Princeton	44	147	32	42	7	0	2	16	2	25	24	.286	.374
2023	Falmouth	2	7	0	1	0	0	0	1	0	1	1	.143	.365
2023	Marthas Vine	29	95	17	29	5	0	1	15	5	1	24	.305	.780
2024	Princeton	43	177	29	49	9	0	4	22	1	19	74	.277	.778
CAREER TOTALS		188	638	111	162	25	0	7	75	19	73	116	.254	.578
NCAA TOTALS		115	376	69	103	17	0	6	41	4	53	72	.276	.750



2023 NWL BATTING WAR TOP 10

Joshua Duarte (DUL).....	3.98
Michael Hallquist (DUL).....	3.55
Kae Roberts (MAN).....	3.46
Tyler Ganus (KMO).....	3.45
Dylan O'Connell (EC).....	3.43
Dalton Pearson (WAU).....	3.39
Elliott Good (WAT).....	3.37
Ben Zeigler-Namoa (LAC).....	3.35
Aiden Byrne (WIL).....	3.65
Kendal Ewell (GB).....	3.33

**Jake SURANE | INF | Wisconsin-Oshkosh**

HEIGHT

5-9

WEIGHT

180

B/T

R/R

YEAR

SR**School:** UW- Oshkosh (WIAC)**Born:** 2/5/2002 (22 y/o)**Hometown:** Lincolnshire, IL**High School:** Stevenson (IL)**CAREER NOTES****UW-OSHKOSH:**

2024 (Sr): Appeared in 40 games... Totaling 176 at-bats, scored 45 runs, with 65 hits, 15 doubles, 2 triples, seven homers, and 38 RBI.

2023 (Jr): Started 40 games for the Clash... Hit .331 with 58 hits, 20 doubles, and drove in 35 RBI with 3 home runs, scoring 48 runs.

2022 (Soph): Appeared in 43 games.. Totaling a .371 average, with 65 total hits and 27 RBI with 4 home runs and 29 stolen bases.

2021 (Fr): Played in 21 games in his freshman campaign, totaling 21 hits in 51 plate appearances, 5 RBI, and .412 avg.

NORTHWOODS: Played in 52 games for the Dock Spiders in 2023 with 196 at-bats... Hit .286 AVG, totaling 33 RBI with 56 hits, 7 doubles, 2 triples, and 1 home run.

CAREER STATISTICS

YR.	TEAM	G	AB	R	H	2B	3B	HR	RBI	SB	BB	K	AVG	OPS
2021	UW Oshkosh	22	51	6	21	2	0	0	5	2	6	6	.412	.916
2022	UW Oshkosh	43	175	47	65	12	3	4	27	29	18	33	.371	.982
2023	UW Oshkosh	40	175	48	48	20	3	3	35	20	17	32	.331	.933
2023	Fond du Lac	52	196	31	56	7	2	1	33	5	19	33	.286	.710
2024	UW-Oshkosh	40	176	45	65	15	2	7	38	18	10	31	.377	1.038
NCAA TOTALS		145	577	146	209	49	8	14	105	69	51	102	.362	.969
NWL TOTALS		52	196	31	56	7	2	1	33	5	19	33	.286	.710

ORGANIZATION

2024 DOCK SPIDERS

HISTORY & RECORDS

2024 OPPONENTS

TEAM INFORMATION


Connor COONEY | OF | Holy Cross

HEIGHT

6-0

WEIGHT

180

B/T

L/L

YEAR

JR

School: Holy Cross (Patriot League)

Born: 5/27/2003 (20 y/o)

Hometown: Niwot, CO

High School: Holy Family (CO)


CAREER NOTES

ORGANIZATION

2024 DOCK SPIDERS

HISTORY & RECORDS

2024 OPPONENTS

TEAM INFORMATION

HOLY CROSS (MA):

2024 (Jr): Played 46 games starting in 37 games... Tallied 150 at-bats, with 41 hits, 3 doubles, 4 triples, one homer, nine stolen bases, and 23 RBI.

2023 (Soph): Started 47 games with 49 appearances, primarily as a left fielder... Batted .279 and served primarily as the team's leadoff hitter... Recorded eight doubles and a home run... Tied team-high with 15 stolen bases... Went 3-for-5 with a pair of doubles at VMI on February 26... Hit 3-for-4 with two RBI and three runs scored against Dartmouth on March 4.

2022 (Fr): Played in 49 contests with 48 starts in the outfield... Recorded four doubles, three triples, and a home run with 22 RBI... Tallied 16 stolen bases, ranking tied for sixth in single-season program history... Went 3-for-4 with three doubles vs. Troy on February 19... Was 3-for-4 with a double, four RBI, and a stolen base at Richmond on March 13.

NORTHWOODS: Appeared in 58 games in 2023 for the Dock Spiders... 222 plate appearances with 53 hits, 5 doubles, 2 triples, and 1 home run. Cooney also played Oneonta Outlaws in the Perfect Game League in 2022.

PREP: Played three varsity seasons of baseball at Holy Family in Broomfield, Colo... Team captain as a senior in 2021... Honors as a senior include NCAC All-Conference First Team, CHSAA All-State Honorable Mention, and CHSAA Academic All-State First Team... CHSAA Academic All-State Honorable Mention in 2019... The team was the CHSAA 4A state runner-up in 2021 and reached the final four in 2019... Over their career, averaged .350 with 28 RBI, 37 runs scored, and 16 extra-base hits... As a senior, batted .371; during state playoffs, averaged .571 with eight RBI and four extra-base hits... Played two varsity seasons of basketball, earning CHSAA Academic All-State First Team honors in 2020 and 2021... The team reached the CHSAA 4A Sweet 16 in 2021 and second round in 2020.

PERSONAL: Majoring in economics.

CAREER STATISTICS

YR.	TEAM	G	AB	R	H	2B	3B	HR	RBI	SB	BB	K	AVG	OPS
2022	Holy Cross	49	173	25	41	4	3	1	22	16	19	41	.237	.642
2022	Oneonta	26	75	14	20	2	0	0	5	9	17	21	.267	.708
2023	Holy Cross	49	172	41	48	8	0	1	29	15	38	40	.279	.764
2023	Fond du Lac	58	222	34	53	5	2	1	28	8	43	48	.239	.661
2024	Holy Cross	46	150	32	41	3	4	1	23	9	23	34	.273	.730
NCAA TOTALS		144	792	98	130	15	7	3	74	40	43	115	.263	.712
NWL TOTALS		58	222	34	53	5	2	1	29	15	38	40	.279	.764

**Kelsen JOHNSON | OF | Polk State**

HEIGHT	WEIGHT	B/T	YEAR
5-10	185	R/R	R-SO

School: Polk State College (NJCAA)
 Born: 12/20/2002 (21 y/o)
 Hometown: Lithia, FL
 High School: Newsome (FL)

**CAREER NOTES****POLK STATE COLLEGE (FL):**

2024 (Soph): Played in 48 games starting 30... Totaled 136 at-bats capturing 39 hits, six doubles, two home run, and 20 RBI. Finished with a .287 AVG and a .375%.

ST. PETERSBURG COLLEGE (FL)

2023 (Fr): Played in 42 games, capturing 131 at-bats with 47 hits with six triples, three homers, and 36 RBI... finished the year with a .359 average.

NORTHWOODS: Appeared in 12 games for the Dock Spiders in 2023... totaling twelve hits in 43 at-bats with three doubles and six RBI.

CAREER STATISTICS

YR.	TEAM	G	AB	R	H	2B	3B	HR	RBI	SB	BB	K	AVG	OPS
2023	St. Petersburg	42	131	35	47	9	6	3	36	20	26	33	.359	1.048
2023	Fond du Lac	12	43	7	12	3	0	0	6	2	7	15	.279	.729
2024	Polk State	48	136	22	39	6	0	2	20	8	23	30	.287	.787
NCAA TOTALS		100	292	61	96	16	6	6	56	28	49	63	.322	.915
NWL TOTALS		12	43	7	12	3	0	0	6	2	7	15	.279	.729

**Parker KNOLL | OF | Lawrence**

HEIGHT

6-0

WEIGHT

215

B/T

R/R

YEAR

JR

School: Lawrence (Midwest)

Born: 12/17/2002 (21 y/o)

Hometown: Appleton, WI

High School: Fox Valley Lutheran (WI)

**CAREER NOTES****LAWRENCE (WI):**

2024 (Jr): Started 42 games... Totaled 168 plate appearances, with 66 hits, 12 doubles, one triple, 16 home runs, and 54 RBI.

2023 (Soph): American Baseball Coaches Association first-team All-Region 9... 2023 All-Midwest Conference first team... Midwest Conference Player of the Week on May 1... 2023 College Sports Communicators Academic All-District... Appeared in 36 games, totaling 64 hits with 10 home runs and a .427 average.

2022 (Fr): ABCA third-team All-Region 9 selection... 2022 Midwest Conference Newcomer of the Year... 2022 All-Midwest Conference first-team selection... Member of Academic All-Midwest Conference team... Played in 38 games with 164 at-bats, finished with 13 doubles and 35 stolen bases.

NORTHWOODS: Played in 17 games for the Dock Spiders in 2023... Batted .365 with 23 hits, 11 RBI, and scoring 13 runs.

CAREER STATISTICS

YR.	TEAM	G	AB	R	H	2B	3B	HR	RBI	SB	BB	K	AVG	OPS
2022	Lawrence	38	164	53	66	13	5	2	27	35	15	6	.402	1.050
2023	Lawrence	36	150	49	64	10	1	10	34	21	17	35	.427	1.201
2023	Fond du Lac	17	63	13	23	3	0	2	11	3	11	15	.365	.995
2024	Lawrence	42	168	68	66	12	1	16	54	21	27	27	.403	1.266
NCAA TOTALS		116	482	170	196	35	7	28	115	77	59	97	.403	1.266
NWL TOTALS		17	63	13	23	3	0	2	11	3	11	15	.365	.995

**Drew PROSEK | OF | Gulf Coast State College**

HEIGHT

5-11

WEIGHT

200

B/T

L/R

YEAR

FR

School: Gulf Coast State College

Born: 7/00/20

\04 (19 y/o)

Hometown: Senatobia, MS



ORGANIZATION

2024 DOCK SPIDERS

CAREER NOTES**GULF COAST STATE COLLEGE (FL):**

2024 (Fr): Appeared in 40 games... Tallied 128 at-bats with 37 hits, scored 31 runs, 3 doubles, 3 home runs, and 29 RBI. Finished with a .289 average and a .383 slugging percentage.

HISTORY & RECORDS

CAREER STATISTICS

YR.	TEAM	G	AB	R	H	2B	3B	HR	RBI	SB	BB	K	AVG	OPS
2024	Gulf Coast St	40	128	31	37	3	0	3	29	0	22	23	.289	.814
CAREER TOTALS		40	128	31	37	3	0	3	29	0	22	23	.289	.814

2024 OPPONENTS

TEAM INFORMATION

2024 NWL IMPORTANT DATES

May 27	Opening Day
July 2	Final Day of 1st Half
July 3	Start of 2nd Half
July 22-24	All-Star Break
July 23	All-Star Game (Mankato)
August 10	Final Day of Regular Season
August 11	Sub-Divisional Series Begins
August 14	Divisional Series Begins

A baseball player in a dark blue jersey with white and gold patterns and the number 14 is smiling and holding a large, white, rectangular award box above his head with both hands. The box has a blue and white label that reads "CHERRY & BISHOP" and "STOLEN BASE KING". The player is wearing sunglasses and a white wristband. The background shows a baseball field with other players and a clear sky.

HISTORY & RECORDS

FOND DU LAC DOCK SPIDERS HISTORY

In 2024, the Dock Spiders enter their their eight season in Fond du Lac. As part of a partnership between the Wisconsin Timber Rattlers, the High-A affiliate of the Milwaukee Brewers, and Marian University, the Dock Spiders entered the Northwoods League as the 20th franchise. The 20 franchises saw the league become the first summer collegiate league in the United States to reach the 20 team mark.



It all started on August 15, 2016, when the Timber Rattlers and Marian University announced a partnership to bring baseball back to Fond du Lac for the first time since 1953. Rob Zerjav was tabbed as team president and a new ownership group, Fond du Lac Baseball Club, LLC, was formed to oversee the new franchise.

Then came the name, and Brandiose, whose work includes the Hartford Yard Goats, El Paso Chihuahuas and countless minor league teams, was tabbed to create the new look. Over 800 names were submitted from the Fond du Lac area, and five finalists were picked. Dock Spiders beat out the Barn Owls, Lake Flies, Pipsqueaks and Shantymen.



Fans loved the new name, and Sports Illustrated named the team as one of the best attention-grabbing new baseball team names in 2017.

Finally, a little less than a year after the team was introduced, it was time to play ball. The Dock Spiders took the field for game one on May 30, 2017, more than 60 years after Fond du Lac Panthers played their last game (a minor league who played 13 years in Fond du Lac in the Wisconsin State League.) They fell 11-6 at Werner Park to the Madison Mallards, but returned home and took the home opener over Wisconsin Rapids on June 1, 2017. Connor Johnson got the start and went six shutout innings with eight strikeouts and combined with Dominic Yeargo to limit the Rafterts to one run in a 4-1 Dock Spiders win.




The Dock Spiders just missed out on the playoffs in 2017, losing out on a three-way tiebreaker to the Lakeshore Chinooks after a furious 22-14 run in the second half to finish the year at 38-34.

2018 saw a year of new heights for the Dock Spiders. After just missing out on the playoffs in 2017, the Dock Spiders clinched a wild card spot with a 39-31 record to make the playoffs for the first time in franchise history. What came next is something that's become common in Fond du Lac over, late August wins.



After a 17-5 win in their first playoff game, the Dock Spiders reached the Summer Collegiate World Series with a 3-1 win over the Kalamazoo Growlers. In the Summer Collegiate World Series against the Duluth Huskies, the Dock Spiders won their first-ever home playoff game in the series opener thanks to a complete game shutout from Connor Cook on 97 pitches. After Duluth tied the series in game two, the Dock Spiders won their first Northwoods League title in game three after a two-RBI Alex Henwood single in the seventh sealed the 4-3 win.



In 2020, the Northwoods League switched to a pod format due to the COVID-19 pandemic. The Dock Spiders played in the Wisconsin-Illinois Pod with La Crosse, Green Bay, Rockford, Wisconsin Rapids and Wausau. The roster featured the only two Dock Spiders to play four years with the franchise, Andrew Bullock and Nate Thomas, and fan-favorite Tim Elko.

The Dock Spiders went a franchise-best 31-17 during the shortened season, and swept the playoffs en route to their second Northwoods League title.

After the 2021, the Dock Spiders and the Wisconsin Timber Rattlers were both acquired by Third Base Ventures LLC. The Dock Spiders continued to be the sister team of the Timber Rattlers, and were both brought under new, local ownership headed by Craig Dickman, Rob Zerjav and Brad Raaths. All three are natives of Northeast Wisconsin, including Zerjav, who serves as the Dock Spiders and Timber Rattler team president.



The Dock Spiders followed up their 2020 season with another record-breaking season in 2021. Not only did the Dock Spiders cross the 40-win mark for the first time in team history, but Chandler Simpson set a new league record with 55 stolen bases along with a new single-season Northwoods League team record of 235. The mark of 235 lapped the previous team record of 83 stolen bases set in 2018.





The Dock Spiders in 2022 saw their sixth straight winning season under manager Zac Charbonneau going 36-35. Breaking a new team record with Runs, Doubles, Triples, and RBI. The pitching staff also set a new team record for strikeouts with 663.

In the offseason, the Dock Spiders saw the biggest change to date at the managerial position with the departure of Zac Charbonneau after being with the team since its founding, five years as a manager, and one as the Director of Player Personnel and winning over 295 games. Douglas Coe took over the main seat in the dugout in 2023.



In the first year under Coe, The Dock Spiders picked up 30 plus wins for the seventh time in franchise history. Off the field, Fond du Lac saw ten former Dock Spiders drafted in the MLB

draft the most in franchise history,



Parker Noland became the third player in franchise history to play at least three seasons with the Dock Spiders and Victor Scott became the second member of the Dock Spiders to reach the majors.





FOND DU LAC BASEBALL HISTORY

Baseball in Fond du Lac has been a staple to the community for over 130 years. The Fond du Lac Mudhens took the field in 1891 in the Wisconsin State League, which marked the beginning of baseball in the city. The Mudhens featured four future major league players, including Jim Hughey, who started 113 games in the National League between 1893 and 1900.



NAMES (AND LEAGUES, AND LEVELS) THROUGH THE YEARS

2017-Pres	Fond du Lac Dock Spiders (Northwoods, NWL)
1940-42, 46-53...	Fond du Lac Panthers (Wisconsin State, D)*
1913	Fond du Lac Molls (Wisconsin-Illinois, C)
1911	Fond du Lac Mudhens (Wisconsin-Illinois, C)
1909-10.....	Fond du Lac Giants (Wisconsin-Illinois, C/D)**
1908.....	Fond du Lac Cubs (Wisconsin-Illinois, D)
1907.....	Fond du Lac Webfoots (Wisconsin State)
1891.....	Fond du Lac Mudhens (Wisconsin State)

**Affiliated with the New York Yankees in 1942 and from 1946-52*

***Giants were a Class D team in 1909 and a Class C team in 1910*

Fond du Lac has been home to seven different minor league franchises, most recently the Fond du Lac Panthers, who played from 1940-1942 and 1946-1953 at the Fairgrounds Baseball Diamond. The Panthers became the first team from Fond du Lac to make the playoffs, reaching the Wisconsin State League Finals in 1940, and were the first Fond du Lac minor league team to become affiliated as a Class D affiliate of the New York Yankees in 1942 and again from 1946 until 1952.

The Panthers featured a number of future major league players, and also saw country music Hall of Famer Charley Pride appear on the mound in two games during the 1953 season. Pride, who played in the Yankees minor league system along with time in Mexico, went on to win four Grammy awards and tally 52 Top-10 hits.

The Dock Spiders held a Throwback Night on August 6, 2021, honoring the Panthers with special jerseys that were auctioned to benefit charity following their game against the Madison Mallards at Herr-Baker Field.

Other teams include the Fond du Lac Mudhens (1891, 1911), Webfoots (1907), Cubs (1908), Giants (1909-10) and the Molls (1913). Prior to the Dock Spiders, teams played in the Class C Wisconsin-Illinois League, similar to Low-A, and the Class D Wisconsin State League, which was on par with a modern-day Rookie League.





NAME	POS	YEAR IN FDL	FOND DU LAC TEAM	TEAM	DEBUT
Victor Scott	OF	2020-21	Fond du Lac Dock Spiders	St. Louis Cardinals	2024
Nick Fortes	C/INF/OF	2017	Fond du Lac Dock Spiders	Miami Marlins	2021
Ron Blackburn	RHP	1953	Fond du Lac Panthers	Pittsburgh Pirates	1958
Pedro San Martin	INF	1953	Fond du Lac Panthers	New York Cubans*	1948
Moe Thacker	C	1952	Fond du Lac Panthers	Chicago Cubs	1958
Lou Skizas	3B/OF	1949	Fond du Lac Panthers	New York Yankees	1956
Jack Sheehan	INF	1913	Fond du Lac Molls	Brooklyn Dodgers	1920
Paul Wachtel	RHP	1913	Fond du Lac Molls	Brooklyn Dodgers	1917
Earl Smith	OF	1913	Fond du Lac Molls	St. Louis Browns	1916
Happy Felsch	CF	1913	Fond du Lac Molls	Chicago White Sox	1915
Mutz Ens	1B	1913	Fond du Lac Molls	Chicago White Sox	1912
Milt Stock	INF	1911	Fond du Lac Mudhens	New York Giants	1913
Marc Campbell	SS	1910-11	Fond du Lac Giants/Mudhens	Pittsburgh Pirates	1907
Andy Nelson	LHP	1909	Fond du Lac Giants	Chicago White Sox	1908
Art Watson	OF	1908-09	Fond du Lac Cubs/Giants	Brooklyn Tip-Tops**	1914
Joe Kutina	1B/OF	1908	Fond du Lac Cubs	St. Louis Browns	1911
Davey Crockett	1B	1908	Fond du Lac Cubs	Detroit Tigers	1901
Joe Kostal	RHP	1908	Fond du Lac Cubs	Louisville Colonels	1896
Tom Letcher	1B/OF	1907	Fond du Lac Webfoots	Milwaukee Brewers^	1891
Ace Stewart	2B	1891	Fond du Lac Mudhens	Chicago Cubs	1895
Harry Truby	2B	1891	Fond du Lac Mudhens	Chicago Cubs	1895
Hal Mauck	RHP	1891	Fond du Lac Mudhens	Chicago Cubs	1893
Jim Hughey	RHP	1891	Fond du Lac Mudhens	Milwaukee Brewers^	1891

FOND DU LAC NATIVES IN THE MAJOR LEAGUES


NAME	POS	TEAM	DEBUT	
Jim Ganter	2B/3B	Milwaukee Brewers	1976	Born January 5, 1953 in Fond du Lac
Nub Kleinke	RHP	St. Louis Cardinals	1935	Born May 19, 1911 in Fond du Lac
Bob Blewett	LHP	New York Giants	1902	Born June 28, 1877 in Fond du Lac

Data courtesy of Baseball-Reference



Happy Felsch became the first and only Fond du Lac alum to win a World Series when the White Sox won the 1917 title.

Nick Fortes became the first Dock Spider to reach the majors when he made his debut with the Miami Marlins on September 18, 2021. Fortes is one of 38 Dock Spiders to be drafted and is one of 44 former Dock Spiders playing in affiliated ball.



Jim Ganter spent 17 years in the majors, all of them with the Milwaukee Brewers. His 1,801 games played is third-most in franchise history behind Paul Molitor and Robin Yount.



Victor Scott became the second Dock Spiders in franchise history to reach the majors making his major league debut on Opening Day for the St. Louis Cardinals March 28, 2024.



YEAR-BY-YEAR RESULTS

YEAR	RECORD	PCT	PLACE	GB	1ST HALF	2ND HALF	MANAGER
2023	30-42	.416	5th	11.0	13-22	17-20	Douglas Coe
2022	36-36	.500	3rd	20.5	19-15	17-20	Zac Charbonneau
2021	43-28	.606	2nd	0.5	22-14 (1st)	21-14 (3rd)	Chuck Thielmann
2020*	31-17	.646	1st	--	--	--	Zac Charbonneau
2019	36-35	.583	3rd	9.5	14-22 (6th)	22-13 (2nd)	Zac Charbonneau
2018*	39-31	.557	4th	9.0	21-13 (3rd)	18-18 (5th)	Zac Charbonneau
2017	38-34	.524	T4th	14.0	16-20 (7th)	22-14 (2nd)	Zac Charbonneau
ALL-TIME	283-223	.559					

BOLD indicates playoff appearance | * indicates championship

RECORD VS. OPPONENT

Team	Record	2023	2022	2021	2020	2019	2018	2017
Battle Creek	16-8	--	3-1	--	--	3-1	5-3	5-3
Green Bay	44-31	4-8	7-5	7-5	8-4	5-7	7-1	6-2
Kalamazoo	13-11	--	2-2	--	--	3-1	4-4	4-4
Kenosha	13-11	2-2	--	3-1	--	--	3-5	5-3
Kokomo	7-1	--	4-0	--	--	3-0	--	--
Lakeshore	35-26	9-3	5-7	8-3	--	7-5	5-3	3-5
La Crosse	7-1	--	--	--	7-1	--	--	--
Madison	30-34	6-6	8-4	7-5	--	4-8	1-7	4-4
Rockford	17-16	1-3	--	2-2	7-5	--	5-3	3-5
Traverse City	3-5	0-4	--	3-1	--	--	--	--
Wausau	44-27	5-6	6-6	9-3	6-2	7-5	5-3	6-2
Wisconsin Rapids	25-47	3-9	2-10	5-7	3-5	4-8	5-3	3-5

RECORD BY MONTH

TEAM	RECORD	2023	2022	2021	2020	2019	2018	2017
May	8-7	0-3	2-0	1-0	--	2-2	2-1	1-1
June	59-58	11-18	14-15	20-10	--	11-19	17-11	11-18
July	82-60	6-13	17-12	18-10	18-12	14-14	14-13	18-11
August	41-22	3-8	4-8	5-7	13-5	9-0	6-6	8-4



2023 DOCK SPIDERS SPLITS

BATTING	AVG	HR	RBI	R	OBP	OPS	PITCHING	W-L	ERA	SV	HR	BB	K
Home	.236	5	141	169	.354	.652	Home	16-20	4.54	7	6	172	259
Road	.239	21	165	175	.353	.678	Road	14-22	5.37	7	324	157	248
vs. GB	.229	6	52	59	.335	.665	vs. GB	4-8	5.20	0	8	53	90
vs. KEN	.231	1	17	20	.352	.636	vs. KEN	2-2	3.34	1	1	13	30
vs. LAK	.294	3	70	78	.413	.801	vs. LAK	9-3	4.88	5	1	57	83
vs. MAD	.244	10	60	70	.357	.709	vs. MAD	6-6	5.42	4	9	61	80
vs. ROC	.198	2	18	18	.380	.640	vs. ROC	1-3	6.62	1	0	17	18
vs. TC	.271	0	12	13	.331	.645	vs. TC	0-4	5.82	0	1	15	29
vs. WIR	.207	3	34	35	.306	.574	vs. WIR	3-9	3.61	1	4	51	95
vs. WIS	.213	1	43	51	.346	.612	vs. WIS	5-7	5.31	2	9	62	82
	AVG	AB	HR	BB				AVG	AB	H	HR		
Leadoff	.282	545	7	73			Leadoff	.248	524	130	7		
Runners On	.229	1261	9	148			Runners On	.289	1254	362	16		
Bases Loaded	.199	136	9	148			Bases Loaded	.297	101	30	0		
RISP	.229	814	7	143			RISP	.291	810	236	8		
RISP, 2 Out	.225	364	2	42			RISP, 2 Out	.239	376	90	1		

2023 NORTHWOODS LEAGUE STANDINGS

Great Lakes East Division

Kalamazoo^	.46-24 (25-11), ---- GB
Rockford	.45-27 (25-13), 2.0 GB
Traverse City*	.42-30 (20-17), 5.0 GB
Kenosha	.31-41 (14-25), 16.0 GB
Kokomo	.27-45 (14-24), 20.0 GB
Battle Creek	.26-46 (16-22), 21.0 GB

Great Lakes West Division

Green Bay^	.41-31 (20-16), ---- GB
Wisconsin Rapids	.40-31 (20-16), 0.5 GB
Madison*	.39-32 (24-14), 1.5 GB
Wassau	.35-37 (15-22), 6.0 GB
Fond du Lac	.30-42 (17-20), 11.0 GB
Lakeshore	.27-44 (13-24), 13.5 GB

Overall

Willmar	.51-16 (25-8)
Kalamazoo	.46-24 (25-11)
Rockford	.45-27 (25-13)
St. Cloud	.43-25 (22-12)
Traverse City	.42-30 (20-17)
Green Bay	.41-31 (20-16)
La Crosse	.40-28 (27-7)
Wisconsin Rapids	.40-31 (20-16)
Madison	.39-32 (24-14)
Mankato	.38-30 (19-16)
Waterloo	.37-31 (23-11)
Eau Claire	.36-31 (16-17)
Duluth	.36-32 (20-16)
Wassau	.35-37 (15-22)
Rochester	.32-26 (14-20)
Kenosha	.31-41 (14-25)
Fond du Lac	.30-42 (17-20)
Thunder Bay	.27-41 (10-26)
Lakeshore	.27-44 (13-24)
Kokomo	.27-45 (14-24)
Bismarck	.26-41 (10-23)
Battle Creek	.26-46 (16-22)
Minnesota	.12-32 (6-19)
Minot	.16-51 (9-26)

Great Plains East Division

La Crosse^^	.40-28 (27-7), ---- GB
Waterloo	.37-31 (23-11), 3.0 GB
Eau Claire^	.36-31 (16-17), 3.5 GB
Duluth	.36-32 (20-16), 4.0 GB
Rochester	.32-26 (14-20), 8.0 GB
Thunder Bay	.27-41 (10-26), 13.0 GB

Great Plains West Division

Willmar**	.51-16 (25-8), ---- GB
St. Cloud^	.43-25 (22-12), 8.5 GB
Mankato	.38-30 (19-16), 13.5 GB
Bismarck	.26-41 (10-23), 25.0 GB
Minnesota	.12-32 (6-19), 27.5 GB
Minot	.16-51 (9-26), 35.0 GB

Sub-Divisional Series (Best of 3)

St. Cloud over Willmar 2-0
La Crosse over Eau Claire 2-0

Traverse City over Kalamazoo 2-1
Green Bay over Madison 2-0

Divisional Championship (1 Game)

Green Bay over Traverse City 15-14
St. Cloud over La Crosse 9-8

Summer Collegiate World Series (1 Game)

Green Bay over St. Cloud 4-3

ORGANIZATION

2024 DOCK SPIDERS

HISTORY & RECORDS

2024 OPPONENTS

TEAM INFORMATION



SEASON-BY-SEASON LEADERS

YEAR-BY-YEAR TEAM BATTING LEADERS

YR	AVG (min. 194 PA)	HITS	HOME RUNS	RBI
2023	Travis Strickler (.330)	Travis Strickler (69)	Jack Gorman (4)	Jack Surane (33)
2022	Nick Mitchell (.372)	Nick Mitchell (89)	Andrew Sojka (8)	Nick Mitchell (49)
2021	Chandler Simpson (.377)	Chandler Simpson (77)	Jackson Loftin (6)	Jackson Loftin (52)
2020*	Tim Elko (.351)	Sam Novitske (47)	Tim Elko (8)	Aaron Anderson (32)
2019	Zeb Adreon (.320)	Zeb Adreon/Tim Elko (54)	Tate Kolwyck (5)	Tate Kolwyck (31)
2018	Alex Erro (.348)	Alex Erro (62)	Cole Zabowski (4)	Alex Erro (35)
2017	Andrew Bullock (.322)	Andrew Bullock (66)	Brandon Wuff/Eric Gilgenbach (9)	Andrew Bullock (44)

YR	RUNS SCORED	DOUBLES	TRIPLES	STOLEN BASES
2023	Travis Strickler (35)	Travis Strickler/Jack Gorman (8)	Travis Strickler (4)	Travis Strickler (20)
2022	Nick Mitchell (76)	Nick Mitchell (13)	Nick Mitchell (8)	Nick Mitchell (16)
2021	Chandler Simpson (52)	Jackson Loftin/Conor Manthey (11)	Jay Harry (3)	Chandler Simpson (55)
2020*	Sam Novitske (32)	Sam Novitske (9)	4 Tied (1)	Victor Scott (16)
2019	Tim Elko/Zack Prajzner (33)	Andrew Bullock (15)	Tate Kolwyck/Cam McMillan (2)	Cam McMillan (9)
2018	Jack Wassel (31)	Cole Zabowski (8)	Alex Henwood (3)	Andrew Bullock (9)
2017	Luck Mangieri/AJ Lewis (42)	Andrew Bullock (17)	Thomas Luevano (4)	AJ Lewis (13)

YR	GAMES PLAYED	AT-BATS	WALKS	OPS (min. 194 PA)
2023	Connor Cooney (58)	Connor Cooney (222)	Connor Cooney (43)	Travis Strickler (.835)
2022	Nick Mitchell (59)	Nick Mitchell (239)	Nick Mitchell (39)	Nick Mitchell (.978)
2021	Ryan Lasko (59)	Chandler Simpson (204)	Jackson Loftin (38)	Jackson Loftin (.917)
2020*	Sam Novitske/Aaron Anderson (42)	Sam Novitske (153)	Aaron Anderson (35)	Tim Elko (.992)
2019	Zack Prajzner (51)	Tim Elko (182)	Zeb Adreon (34)	Zeb Adreon (.888)
2018	Andrew Bullock (56)	Mitch Boe (192)	Jack Wassel (32)	Alex Erro (.799)
2017	Luke Mangieri (56)	Luke Mangieri (213)	Luke Mangieri (34)	Brandon Wuff (.975)

48 games played in 2020, min. 127 PA needed to qualify

YEAR-BY-YEAR TEAM PITCHING LEADERS

YR	ERA (min. 20.0 IP)	WINS	LOSSES	SAVES
2023	Joseph Chavana (2.72)	Joseph Chavana (3)	Amar Tsengge (6)	Zach Silfies (6)
2022	Luke Vaks (0.78)	Luke Vaks (3)	Andrew Pogue (4)	Garrett Houston (3)
2021	Nate Thomas (1.31)	Ben Gorski/Connor McKenna (4)	Connor McKenna (3)	Nate Thomas (6)
2020	Alex Vera (1.16)	Drew Irvine (4)	4 Tied (2)	Theo Denlinger (4)
2019	Ryan Bader (2.25)	Kyle Hall (4)	Houston Glad (7)	Max Cioffi (8)
2018	Jon Young (1.71)	Austin Wagner (6)	Jon Mierzwa (4)	Zach Bryant (10)
2017	Connor Johnson (1.36)	Zack Kesterson (5)	Zack Kesterson/Kyle Huckaby (5)	4 Tied (4)

YR	GAMES	INNINGS PITCHED	STRIKEOUTS	WALKS
2023	Kade Walker (27)	Amar Tsegege (64.0)	Amar Tsengge (57)	Amar Tsengge (28)
2022	Garner Spoljaric (17)	Andrew Pogue (41.2)	David Hagaman (55)	David Hagaman (27)
2021	Gus Collins (18)	Connor McKenna (53.0)	Carlson Reed (39)	Austin Richardson (40)
2020	Theo Denlinger (13)	Jake Saum/Ryan Bergert (27.0)	Drew Irvine (38)	Jake Saum (29)
2019	River Carbone (19)	Aaron Funk (52.1)	Aaron Funk (69)	Aaron Funk (24)
2018	Connor Cook (20)	Jon Young (58.0)	Jon Mierzwa (43)	Bubba Horton (31)
2017	Zack Kesterson/Kyle Huckaby (17)	Zack Kesterson (59.1)	Kyle Huckaby/Ryan Connolly (51)	Ryan Connolly/Adam Eck (35)

BOLD indicates franchise record

LEAGUE LEADERS (BATTING)

2021	SB.....Chandler Simpson.....55
	CS.....Chandler Simpson/Jackson Loftin....10

LEAGUE LEADERS (PITCHING)

2021	BB.....Austin Richardson.....40
2019	L.....Houston Glad.....7
2018	ERA.....Jon Young.....1.71

NORTHWOODS LEAGUE RECORDS

Single-Season SB.....Chandler Simpson.....55 (2021)



SINGLE SEASON TEAM RECORDS (BATTING)

AVERAGE:

2020	287
2021	272
2017	272

RUNS:

2022	519
2017	426
2021	424

HITS:

2017	668
2022	659
2019	642

DOUBLES:

2022	133
2017	128
2019	121

TRIPLES:

2022	26
2017	19
2021	15

HOME RUNS:

2017	46
2022	44
2019	30

RBI:

2022	460
2021	374
2017	369

STOLEN BASES:

2021	235
2022	125
2023	100

SINGLE SEASON TEAM RECORDS (PITCHING)

ERA:

2018	3.59
2021	4.21
2017	4.38

STRIKEOUTS:

2022	663
2017	574
2019	565

SINGLE SEASON TEAM RECORDS (TEAM)

WINS:

2021	43
2018	39
2017	38

LOSSES:

2023	42
2022	35
2019	35

MOST WINS (MONTH):

June, 2021	20
July, 2021/2020/2017	18
June, 2018 & July, 2022	17

MOST LOSSES (MONTH):

June, 2019	19
June, 2017 & June, 2023	18
June, 2022	16

BEST RECORD (1ST HALF):

2021	22-14
2018	22-13
2022	19-15

BEST RECORD (2ND HALF):

2019	22-13
2017	22-14
2021	21-14

NORTHWOODS LEAGUE RECORDS

Most SB (Season)	2021	235
------------------------	------------	-----

WIN/LOSING STREAKS:

Win Streak	9 (August 1-11, 2019)
Losing Streak	8 (June 4-11, 2017)



SINGLE SEASON TEAM RECORDS (BATTING)

AVERAGE: (min. 80 PA)

Table with 2 columns: Player Name and Average. Includes John Rhodes (.378), Chandler Simpson (.377), Andrew Sojka (.374), Nick Mitchell (.372), Tim Elko (.351), Parker Noland (.348), Alex Erro (.348), Alen Henwood (.348), Brendon Comia (.337), Aaron Anderson (.331), Travis Strickler (.330), Victor Scott (.329), Taylor Jackson (.329).

HOME RUNS:

Table with 2 columns: Player Name and Home Runs. Includes Brandon Wulff (9), Eric Gilgenbach (9), Andrew Sojka (8), Tim Elko (8), Andrew Bullock (7), Jackson Loftin (6), Brenden Comia (5), Cole Messina (5), Ryan Lasko (5), Tate Kolwyck (5), Caleb Summerhayes (5), 8 Tied.

RUNS SCORED:

Table with 2 columns: Player Name and Runs Scored. Includes Nick Mitchell (76), Chandler Simpson (52), Jackson Loftin (45), AJ Lewis (42), Luke Magieri (42), Andrew Bullock (40), Andrew Sojka (39), Victor Scott (39), Sam Novitske (36), Travis Strickler (35), Parker Noland (36), Brandon Wulff (35), Chris Corneliuss (35), Daylen Reyes (34), Connor Cooney (34), 2 Tied.

TRIPLES:

Table with 2 columns: Player Name and Triples. Includes Nick Mitchell (8), Travis Strickler (4), Thomas Luevano (4), Luke Mangieri (3), Alex Henwood (3), Jay Harry (3), Colton Neel (3), 9 Tied.

HITS:

Table with 2 columns: Player Name and Hits. Includes Nick Mitchell (89), Chandler Simpson (77), Travis Strickler (69), Andrew Bullock (66), Alex Erro (62), Luke Mangieri (62), Nick Fortes (59), Jackson Loftin (57), Jack Surane (56), Andrew Bullock (56), Chris Corneliuss (55), 3 Tied.

RBI:

Table with 2 columns: Player Name and RBI. Includes Jackson Loftin (52), Nick Mitchell (49), Andrew Bullock (44), Cole Messina (40), Eric Gilgenbach (38), Alex Erro (35), Nick Fortes (34), Aaron Anderson (33), Jack Surane (33), Brenden Comia (32), Tim Elko (32), Ryan Lasko (32), Andrew Bullock (32), 2 Tied.

DOUBLES:

Table with 2 columns: Player Name and Doubles. Includes Andrew Bullock (17), Andrew Bullock (15), AJ Lewis (13), Nick Mitchell (13), Parker Noland (12), Nick Fortes (12), Zeb Adreon (12), Tyler Hawkins (11), Jackson Loftin (11), Luke Mangieri (11), Brandon Wulff (11), Thomas Luevano (11), Connor Matheny (11).

STOLEN BASES:

Table with 2 columns: Player Name and Stolen Bases. Includes Chandler Simpson (55), Jackson Loftin (49), Victor Scott (37), Travis Strickler (20), Ryn Lako (18), Nick Mitchell (16), Victor Scott (16), AJ Lewis (16), Parker Noland (15), Tyler Hawkins (13), Jackson Loftin (13), Paul Wittmann (12), Tavian Josenberger (12), Andrew Sojka (10), Parker Nolan (10), 3 Tied.

ORGANIZATION

2024 DOCK SPIDERS

HISTORY & RECORDS

2024 OPPONENTS

TEAM INFORMATION



SINGLE SEASON TEAM RECORDS (BATTING)

GAMES PLAYED:

Ryan Lasko.....	59 (2021)
Nick Mitchell.....	59 (2022)
Connor Cooney.....	58 (2023)
Andrew Bullock.....	56 (2018)
Luke Mangieri.....	56 (2017)
Jackson Loftin.....	55 (2021)
AJ Lewis.....	55 (2017)
Andrew Bullock.....	55 (2017)
Connor Manthey.....	54 (2021)
Nick Fortes.....	54 (2017)
Eric Gilgenbach.....	54 (2017)
Travis Strickler.....	53 (2023)
Chris Ayers.....	52 (2018)
Jake Surane.....	52 (2023)

WALKS:

Connor Cooney.....	43 (2023)
Nick Mitchell.....	39 (2022)
Jackson Loftin.....	38 (2021)
Aaron Anderson.....	35 (2020)
Luke Mangieri.....	34 (2017)
Zed Adreon.....	34 (2019)
Parker Noland.....	34 (2022)
AJ Lewis.....	32 (2017)
Connor Manthey.....	32 (2021)
Jack Wassell.....	32 (2018)
5 Tied.....	23

ON-BASE PERCENTAGE: (min. 80 PA)

John Rhodes.....	.495 (2020)
Aaron Anderson.....	.479 (2020)
Andrew Sojka.....	.474 (2022)
Nick Mitchell.....	.472 (2022)
Alex Henwood.....	.469 (2018)
Parker Noland.....	.465 (2020)
Zed Adreon.....	.444 (2019)
Parker Noland.....	.442 (2022)
Jackson Loftin.....	.439 (2021)
Jack Wassell.....	.439 (2018)
Chandler Simpson.....	.429 (2021)
Travis Strickler.....	.429 (2023)
Tim Elko.....	.427 (2020)
Tim Novitske.....	.427 (2019)

AT-BATS:

Nick Mitchell.....	239 (2022)
Connor Cooney.....	222 (2023)
Luke Mangieri.....	213 (2017)
Travis Strickler.....	209 (2023)
Andrew Bullock.....	205 (2017)
Chandler Simpson.....	204 (2021)
Nick Fortes.....	202 (2017)
Jack Surane.....	196 (2023)
Mitch Boe.....	192 (2018)
Andrew Bullock.....	191 (2018)
Ryan Lasko.....	189 (2021)
Eric Gilgenbach.....	188 (2017)
AJ Lewis.....	187 (2016)
Cole Zabowski.....	186 (2018)

STRIKEOUTS:

Jack Peterson.....	73 (2023)
Seth Sweet-Chick.....	66 (2023)
Eric Gilgenbach.....	62 (2017)
Cam McMillan.....	62 (2019)
Jared Heinzen.....	55 (2023)
Chris Ayers.....	52 (2018)
Connor Manthey.....	51 (2021)
Connor Cooney.....	48 (2023)
Seth Sweet-Chick.....	48 (2021)
Chris Cornelius.....	45 (2017)
Duncan Hunter.....	44 (2019)
Ryan Lasko.....	42 (2021)
Tyler Hawkins.....	42 (2022)
Brandon Wulff.....	40
Jordan Prendiz.....	40
Evan Smith.....	39 (2022)

OPS: (min. 80 PA)

Andrew Sojka.....	1.148 (2022)
Brenden Comia.....	1.074 (2022)
Nick Mitchell.....	1.003 (2022)
John Rhodes.....	.995 (2020)
Tim Elko.....	.992 (2020)
Brandon Wulff.....	.975 (2017)
Aaron Anderson.....	.920 (2020)
Jackson Loftin.....	.917 (2021)
Alex Henwood.....	.912 (2018)
Andrew Bullock.....	.904 (2017)
Zac Taylor.....	.895 (2018)
Zed Adreon.....	.888 (2019)





SINGLE SEASON TEAM RECORDS (PITCHING)

ERA: (min. 20.0 IP)

Luke Vaks.....	0.78 (2022)
Alex Vera.....	1.16 (2020)
Nate Thomas.....	1.31 (2021)
Connor Johnson.....	1.36 (2017)
Mitch Ebben.....	1.77 (2018)
Jake Carr.....	1.80 (2020)
Austin Wagner.....	1.91 (2018)
Drew Irvine.....	1.96 (2020)
Ben Gorski.....	1.98 (2021)
Carlson Reed.....	2.05 (2021)
Garner Spoljaric.....	2.11 (2022)
Jon Mierzwa.....	2.20 (2017)

LOSSES:

Houston Glad.....	7 (2019)
Amar Tsengge.....	5 (2023)
Zack Kesterson.....	6 (2016)
Kyle Huckaby.....	6 (2017)
Sebastian Guzman.....	5 (2023)
Jack Niedringhaus.....	5 (2023)
Aaron Ball.....	4 (2019)
Andrew Pogue.....	4 (2022)
8 Tied.....	3

GAMES:

Kade Walker.....	27 (2022)
Zach Silfies.....	24 (2023)
Jack Niedringhaus.....	20 (2023)
Connor Cook.....	20 (2018)
Michael Hope.....	19 (2018)
River Carbone.....	19 (2019)
Tanner Smith.....	18 (2023)
Gus Collins.....	18 (2021)
Kyle Hall.....	18 (2019)
Carter Brown.....	17 (2018)
Mitch Ebben.....	17 (2018)
Zack Kesterson.....	17 (2017)
Kyle Huckaby.....	17 (2017)
3 Tied.....	16

STRIKEOUTS:

Aaron Funk.....	69 (2019)
Amar Tsengge.....	57 (2023)
David Hagaman.....	55 (2022)
Kyle Huckaby.....	51 (2017)
Ryan Connolly.....	51 (2017)
Connor Johnson.....	49 (2017)
Jon Mierzwa.....	46 (2017)
Zack Kesterson.....	45 (2017)
Gunnar Kay.....	44 (2017)
Adam Eck.....	44 (2017)
4 Tied.....	39

WINS:

Austin Wagner.....	6 (2018)
Zack Kesterson.....	5 (2017)
Drew Irvine.....	4 (2020)
Ben Gorski.....	4 (2021)
Michael Hope.....	4 (2018)
Jack Collins.....	4 (2017)
Connor McKenna.....	4 (2021)
Kyle Hall.....	4 (2019)
14 Tied.....	10

SAVES:

Zach Bryant.....	10 (2018)
Max Gioffi.....	8 (2019)
Nate Thomas.....	6 (2021)
Zach Silfies.....	6 (2023)
Andrew Pogue.....	4 (2022)
Theo Denlinger.....	4 (2020)
Nate Thomas.....	4 (2019)
Michael Hope.....	4 (2018)
10 Tied.....	4

INNINGS PITCHED:

Amar Tsengge.....	64.0 (2023)
Zack Kesterson.....	59.1 (2017)
Sebastian Guzman.....	57.1 (2023)
Justin Doyle.....	56.2 (2023)
Kyle Huckaby.....	56.1 (2017)
Connor McKenna.....	53.0 (2021)
Gunnar Kay.....	52.2 (2017)
Aaron Funk.....	52.1 (2019)
Sam Hubbe.....	49.2 (2018)
Ryan Connolly.....	48.1 (2017)
Austin Wagner.....	47.0 (2018)
Ryan Bader.....	47.0 (2019)

WALKS:

Austin Richardson.....	40 (2021)
Ryan Connolly.....	35 (2017)
Adam Eck.....	35 (2017)
Connor McKenna.....	31 (2021)
Bubba Horton.....	31 (2018)
Austin Sachen.....	30 (2021)
Jake Saum.....	29 (2020)
Jack Collins.....	28 (2017)
Amar Tsengge.....	28 (2022)
Jack Niedringhaus.....	27 (2023)
Carter Brown.....	27 (2018)
David Hagaman.....	27 (2022)



DOCK SPIDERS IN THE MLB DRAFT (38 PLAYERS)

NAME	YEAR	DRAFT YEAR	COLLEGE	POS	ACQUIRED	TEAM
Ryan Lasko	2021	2023	Rutgers (NJ)	OF	2nd Round, 41 Pick	OAK
Kemp Alderman	2022	2023	Ole Miss	OF	2nd Round, 47 Pick	MIA
Alberto Rios	2021,2022	2023	Stanford	C	3rd Round, 79 Pick	LAA
Tavian Josenberger	2021	2023	Arkansas	OF	3rd Round, 100 Pick	BAL
Carlson Reed	2021	2023	West Virginia	RHP	4th Round, 104 Pick	PIT
Calvin Harris	2021	2023	Ole Miss	C	4th Round, 116 Pick	CHW
Jay Harry	2021	2023	Penn State	INF	6th Round, 177 Pick	MIN
Jake Brooks	2020	2023	UCLA	RHP	11th Round, 323 Pick	MIA
Riley Frey	2021	2023	Wisconsin Milwaukee	RHP	19th Round, 579 Pick	ATL
Ryan Ignoffo	2021	2023	Eastern Illinois	RHP	20th Round, 593 Pick	MIA
Chandler Simpson	2021	2022	Georgia Tech	SS	2nd Round, 70 Pick	TB
Ryan Ritter	2020	2022	Kentucky	SS	4th Round, 116 Pick	COL
Victor Scott	2020,2021	2022	West Virginia	OF	5th Round, 157 Pick	STL
Derek Diamond	2020	2022	Ole Miss	RHP	6th Round, 170 Pick	PIT
Tim Elko	2019,2020	2022	Ole Miss	IB	10th Round, 311 Pick	CHW
Jackson Loftin	2021,2022	2022	Oral Roberts	SS	13th Round, 403 Pick	HOU
Justin Bench	2020	2022	Ole Miss	SS	17th Round, 526 Pick	SF
Tommy Stevenson	2022	2022	Missouri Southern State	IB	19th Round, 574 Pick	OAK
John Rhodes	2020	2021	Kentucky	OF	3rd Round, 76 Pick	BAL
Ryan Bergert	2020	2021	West Virginia	RHP	6th Round, 190 Pick	SDP
Theo Denlinger	2020	2021	Bradley	RHP	7th Round, 215 Pick	CHW
Caleb Durbin	2020	2021	Washington U in St. Louis	SS	14th Round, 427 Pick	ATL
Conor Dryer	2018,2019	2021	Univ. of Central Missouri	RHP	17th Round, 521 Pick	TBR
Drew Irvine	2020	2021	Iowa	RHP	19th Round, 553 Pick	PIT
Jacob Kostyshock	2018	2019	Arkansas	RHP	8th Round, 249 Pick	COL
Mitch Ragan	2018	2019	Creighton	RHP	15th Round, 448 Pick	NYM
Zach Bryant	2018	2019	Jacksonville	RHP	15th Round, 462 Pick	CHC
Chris Cornelius	2017	2019	Missouri	SS	16th Round, 480 Pick	PHI
Brandon Wulff	2017	2019	Stanford	OF	17th Round, 521 Pick	LAD
Alex Erro	2018	2019	Northwestern	INF	17th Round, 527 Pick	BOS
Cole Zabowski	2018	2019	Ole Miss	1B	22nd Round, 527 Pick	DET
Zac Taylor	2018	2019	Illinois	OF	25th Round, 762 Pick	CHC
Nick Fortes	2017	2018	Ole Miss	C	4th Round, 117 Pick	MIA
Mike Pascoe	2017	2018	San Jacinto College	RHP	24th Round, 716 Pick	TOR
Luke Mangieri	2017	2018	Bradley	1B/OF	25th Round, 744 Pick	PIT
Jacob Voss	2018	2018	Creighton	RHP	27th Round, 811 Pick	LAA
K.V. Edwards	2017	2018	Cowley County CC	INF	36th Round, 1080 Pick	TBR
Joe Breaux	2017	2017	McLennan CC	OF	36th Round, 1073 Pick	PHI

BOLD indicates reached MLB

ORGANIZATION

2024 DOCK SPIDERS

HISTORY & RECORDS

2024 OPPONENTS

TEAM INFORMATION



DOCK SPIDERS SIGNED AS UNDRAFTED FREE AGENTS (12 PLAYERS)

NAME	YEAR	COLLEGE	POS	TEAM
Christian Ruebeck	2022	Kansas State	RHP	LAD
Jake Sudreth	2021	West Texas A&M Univ.	RHP	CHW
Ryan Loutos	2020,2021	Washington U in St. Louis	RHP	STL
Zachary Lee	2020	Kentucky	RHP	DET
Christian Ciuffetelli	2020	Oregon	RHP	WSH
Jack Alexander	2019,2020	Notre Dame	C	KC
Cole Paplham	2019	Lake Land	RHP	SD
Tate Kolwyck	2019	Vanderbilt	3B	LAA
Duncan Hewitt	2018	Butler	C	MIN
Kyle Huckaby	2017	Benedictine U-Mesa	LHP	TOR
Dominic Yearego	2017	West Texas A&M	RHP	OAK
AJ Lewis	2017	Eastern Kentucky	C	COL

NWL MID-SEASON ALL-STARS

2023	Travis Strickler (Embry Riddle Aeronautical).....	OF
	Justin Doyle (Stevens Institute of Technology).....	RHP
2022	Grant Hussey (West Virginia).....	INF
	Nick Mitchell (West Illinois).....	OF
2021	Chandler Simpson (Georgia Tech).....	2B
	Jackson Loftin (Oral Roberts).....	SS
	Carlson Reed (West Virginia).....	RHP
2019	Andrew Bullock (Western Carolina).....	DH
	Zeb Adreon (Iowa).....	OF
2018	Mike Hope (Shippensburg).....	RHP
	Jon Young (Indiana Wesleyan).....	RHP
2017	Connor Johnson (Catawba).....	LHP
	Jon Mierzwa (Catholic Univ. of America).....	RHP

NWL POST-SEASON ALL-STARS

2022	Parker Noland (Vanderbilt).....	3B
	Nick Mitchell (Western Illinois).....	OF
	Kemp Alderman (Ole Miss).....	DH
2021	Chandler Simpson (Georgia Tech).....	2B
	Jackson Loftin (Oral Roberts).....	SS
2020	Tim Elko (Ole Miss).....	1B
	Sam Novitskie (Oregon).....	2B
	Parker Noland (Vanderbilt).....	3B
	John Rhodes (Kentucky).....	OF
	Drew Irvine (Iowa).....	RHP
2018	Jon Young (Indiana Wesleyan).....	RHP

NWL POST-SEASON AWARDS

2021	Chandler Simpson (Georgia Tech).....	Co-MVP
------	--------------------------------------	--------

ORGANIZATION

2024 DOCK SPIDERS

HISTORY & RECORDS

2024 OPPONENTS

TEAM INFORMATION



DOCK SPIDERS ALL-TIME ROSTER

- A -	
ABRAMOVICH, Max.....	2019
ADAMS, Jacob.....	2018
ADREON, Zeb.....	2019
AGNE, Anthony.....	2019
ALDERMAN, Kemp.....	2022
ALDRICH, Chris.....	2020
ALEXANDER, Jack.....	2019, 20
ALFONSO, Alex.....	2018
ALL, Kollyn.....	2020
AMENT, Ryan.....	2021
ANDERSON, Aaron.....	2019, 20
ANDERSON, Jacob.....	2023
AYERS, Chris.....	2018
AYESKI, Kevin.....	2023
- B -	
BADER, Ryan.....	2019
BAKER, Tristan.....	2017
BALL, Aaron.....	2019
BANKS, Tyler.....	2023
BARNARD, Bobby.....	2020
BARRAGAN, Drew.....	2023
BARTELS, Carson.....	2017
BARTON, Jacob.....	2017
BASS, Sam.....	2021
BELLISSIMO, Jared.....	2021
BENCH, Justin.....	2020
BERGERT, Ryan.....	2020
BLACK, Troy.....	2018
BLAKE, Connor.....	2021
BUCK, Jordan.....	2017
BOE, Mitch.....	2018
BRAITHWAITE, Collin.....	2017
BREAUX, Joe.....	2017
BROCK, Clay.....	2020
BROOKS, Jake.....	2020
BROWN, Carter.....	2018
BRUCKNER, Luke.....	2022
BRYANT, Zach.....	2017, 18
BULLOCK, Andrew.....	2017-20
BUSH, Will.....	2020
BUSCH, Sam.....	2023
- C -	
CAMPBELL, Kenny.....	2021, 22
CARBONE, River.....	2019
CARPENTER, Tommy.....	2021
CARR, Jake.....	2020
CARRROLL, Luke.....	2019
CHAPMAN, Aaron.....	2021
CHAVANA, Joseph.....	2023
CIOFFI, Max.....	2019
CIUFFETELLI, Christian.....	2020
COHEN, Sam.....	2018
COLLINS, Gus.....	2021
COLLINS, Jack.....	2017, 18
COMIA, Branden.....	2022
COMER, Bradley.....	2021, 2023
CONNOLLY, Ryan.....	2017, 18
CONSTANTINE, Richard.....	2017
COOK, Connor.....	2018, 19
COONEY, Connor.....	2023
CORNELIUS, Chris.....	2017
COWLES, Jonathan.....	2019
CRINIGAN, Alex.....	2018
CULLVER, Joshua.....	2022
CUTTING, Garrett.....	2022
- D -	
DAY, Andrew.....	2020
- E -	
DAVIS, Hunter.....	2023
DEAN, David.....	2022, 23
DELABIO, Jacob.....	2018
DELLEMAN, Ian.....	2022
DENLINGER, Theo.....	2020
DIETERS, Teddy.....	2023
DIAMOND, Derek.....	2020
DIRKER, Isaac.....	2019
DIXON, Tim.....	2023
DONOVAN, Shane.....	2018
DOWNS, Max.....	2019
Doyle, Justin.....	2023
DRYER, Conor.....	2018-19
DUBOW, Brad.....	2017
DUFFY, Ryan.....	2019, 20
DUFFY, Sean.....	2022
DUGANDZIC, Nick.....	2019
DUNDAS, Cooper.....	2019
DURBIN, Caleb.....	2020, 21
- E -	
EBBEN, Mitch.....	2018
ECK, Adam.....	2017
EDWARDS, K.V.....	2017
EISENBARTH, Logan.....	2023
ELKO, Tim.....	2019-20
ERRO, Alex.....	2018
ERRO, Julian.....	2020
EYINK, Teddy.....	2020
- F -	
FELDER, Dion.....	2017
FELIZ, Eric.....	2017
FENTRESS, Klambo.....	2018
FORTES, Nick.....	2017
FOX, Hayden.....	2020
FRAZIER, Brayden.....	2020
FRAZIER, Carson.....	2022
FRECHETTE, Anthony.....	2022
FREY, Riley.....	2021
FREY, Zach.....	2018
FUNK, Aaron.....	2019, 21
FUSEK, Peter.....	2022
- G -	
GAGLIARDI, Mike.....	2018
GALLANT, Reed.....	2022
GALLAHER, Ben.....	2021
GAUDREAU, Zachary.....	2022, 23
GERRITSON, Noah.....	2023
GILGENBACH, Eric.....	2017
GLAD, Houston.....	2017, 19
GO, David.....	2021
GODECKS, Aaron.....	2017
GORMAN, Jack.....	2023
GORSKI, Ben.....	2021
GRACE, Sam.....	2019
GRIMM, Otto.....	2019
GUZMAN, Sebastian.....	2023
- H -	
HALL, Kyle.....	2019
HAMPTON, Maurice.....	2021
HARDCASTLE, Porter.....	2021
HARRIS, Calvin.....	2021
HARRY, Jay.....	2021
HAWKINS, Tyler.....	2022
HEINZEN, Jared.....	2023
HENKEL, George.....	2022
HENWOOD, Alex.....	2018
HERRERA, Chad.....	2022, 23
HEWITT, Duncan.....	2018
HILL, Kaleb.....	2022



ORGANIZATION

HILL, Mason	2023
HILBRICH, Ray	2020
HMELEWSKI, Drew	2019
HOCKERS, Jr.	2023
HOFFMAN, Trace	2020
HOLBROOK, McGwire	2021
HOLLAND, Nick	2022
HOPE, Michael	2018
HOPMAN, Tyler	2017
HORTON, Bubba	2018,19
HOWARD, Billy	2022
HUBBE, Sam	2018
HUCKABY, Kyle	2017
HUDSON, Brad	2018,19
HUNTER, Duncan	2019
HUSEBOE, Max	2023
HUSSEY, Grant	2022

- I -

IGNOFFO, Ryan	2021
IRELAND, Sam	2021
IRVINE, Drew	2020

- J -

JACK, Andrew	2019,20
Jackson, Evan	2022
JACKSON, Taylor	2020
JAGER, Tom	2019
JAVIER, Bryan	2019,20
JOHNSON, Connor	2017
JOHNSON, Kelsen	2023
JOHNSON, Mitchell	2023
JOHNSON, Parker	2019
JONES, Cameron	2020
JONES, Jared	2019,20
JONES, Tyler	2017
JOSEMBERGER, Tavian	2021

- K -

KAMPF, Jacob	2022
KARCZEWSKI, Camdem	2023
KATTERHAGAN, Brady	2022,23
KAY, Gunnar	2017
KEMP, Evan	2020
KESTERSON, Zack	2017,18
KEYON, Jerrett	2022
KIM, Andrew	2021
KIMBRELL, Jackson	2021
KING, Logan	2019
KING, Rocky	2022
KINNEY, Ian	2017
KNOLL, Parker	2023
KOLWYCK, Tate	2019,20
KOSTYSHOCK, Jake	2017,18
KOTTINGER, Caedon	2022
KRUEGER, Kaden	2021
KUTT, Ryan	2021

- L -

LAFLEUR, Trey	2021
LANGE, Logan	2020
LASKO, Ryan	2021
LEBEAU, Cherokee	2019
LEE, Zack	2020
LENTZ, Spencer	2018
LEONARD, Grant	2020
LEWIS, AJ	2017
LIFFRIG, Jack	2020
LOFTIN, Jackson	2021,22
LOMBARDI, Jack	2019
LOPEZ, Andy	2019
LOPOSER, Knox	2020
LOUTOS, Ryan	2020,21
LUEVANO, Thomas	2017,18
LUND, Chris	2017

- M -

MACARIO, Alejandro	2022
MADEJ, Mikey	2018

MAGEE, Noah	2022
MAETTA, Dante	2022
MANGERI, Luke	2017
MANTHEY, Connor	2021,22
MARTIN, Austin	2019
MARTIN, Mark	2017
MAXWELL, Charlie	2019
MCATEE, Arie	2022
MCBRIAR, Michael	2019,20
MCCLEARY, Brett	2018
MCCORMICK, Matt	2020,21
MCDONALD, Kyte	2021,22
MCKELVEY, Christian	2021
MCKENNA, Andrew	2020
McKENNA, Connor	2021,22
MCMILLAN, Cam	2019
MEIDENBAUER, Sam	2023
MESSINA, Cole	2022
MIDDGAUGH, Taylor	2021,22
MIERZWA, Jon	2017,18
MILLER, A.J.	2020
MILLER, Ryan	2019
MISSEY, Holden	2021
MITCHELL, Nick	2022
MONTGOMERY, Max	2020
MOUNTS, Cam	2021
MYER, Jacob	2020

- N -

NEEL, Colton	2017
NEHRING, Brady	2017
NEW, Andrew	2019
NIEDRINGHAUS, Jac	2023
NOLAND, Parker	2020,2022,2023
NORTON, Ryan	2020
NOVITSKE, Luke	2022,23
NOVITSKE, Sam	2019,20
NUNN, Matt	2020

- O -

O'DOWD, Jack	2022
O'REILLY, Ryan	2017
O'SULLIVAN, Matt	2020
OBLAS, Austin	2020
OWENS, Jack	2019

- P -

PAPLHAM, Cole	2019
PARKHURST, Keiji	2018
PARQUETTE, Ryan	2018
PASCOE, Mike	2017
PAULICH, Thomas	2019
PAYNE, Jared	2022
PECK, Tyler	2023
PERRIN, Randall	2019
PETERSON, Jack	2023
PIONTEK, Reece	2023
POGUE, Andrew	2022
POWERS, Mike	2017
PRAJZNER, Zack	2019
PRENDIZ, Jordan	2018
PROBST, Ben	2018
PROVOST, Dayton	2018
PURUS, Taylor	2017

- R -

RAGAN, Mitch	2018
REED, Carlson	2021
REYES, Daylen	2022
RHODES, John	2020
RICHARDSON, Austin	2021
RICHEY, Matthew	2017
RIDGWAY, Jake	2020
RIDOUT, Collin	2017
RIDS, Alberto	2021,22
RIDS, Lorenzo	2023
RITTER, Ryan	2020
RITTER, Shane	2018

2024 DOCK SPIDERS

HISTORY & RECORDS

2024 OPPONENTS

TEAM INFORMATION

ALL-TIME ROSTER

RIVAS, Andrew	2022
ROBINSON, Luke	2019
ROBINSON, Ryan	2020
ROEHN, Jake	2017
RONNEBAUM, Alex	2017
RUEBECK, Christian	2022
RUGELY, CASH	2022
- S -	
SACHEN, Austin	2021
SANCHEZ, Marcos	2020
SANDERLIN, Peyton	2018
SANDOVAL, Zach	2018
SANKEY, Evan	2019
SANTANA, Jason	2017
SANTORO, Joe	2019
SARVER, Kellen	2019
SAUM, Jake	2020
SCHLEISNER, Andrew	2019
SCHSSLER, Stephen	2022
SCOTT, Victor	2020,21
SEELEY, Trey	2022
SEPEDE, Ryan	2019
SEWRUK, Stephen	2020
SHINGLEDECKER, Tyler	2021
SILFIES, Zach	2023
SIMPSON, Chandler	2021
SIMPSON, Matt	2018
SIPLING, Eric	2023
SISK, Pat	2018
SMERZ, Brett	2018
SMITH, Gage	2022
SMITH, Evan	2022
SMITH, Paul	2023
SMITH, Sawyer	2022
SMITH, Tanner	2020
SMITH, Tanner	2023
SNYDER, Jack	2019
SOJKA, Andrew	2022
SPIEGEL, Josh	2021
SPOLJARIĆ, Garner	2021,22
STAHL, Drew	2020
STEVENSON, Tommy	2022
STONE, EVAN	2022
STOTLER, Gabe	2022
STRICKLER, Travis	2023
STUTZMAN, Braden	2018
SUDDRETH, Jake	2021
SUMMERHAYS, Caleb	2017
SURANE, Jake	2023
SWEET-CHICK, Seth	2021,2023
- T -	
TABELING, Logan	2022
TAYLOR, Zac	2018
TELLACHE, Nico	2018
TERRELL, Nick	2021
TICHY, Nolan	2022
THOMAS, Nate	2018-21
THOMPSON, Bennett	2022
TORNBERG, Tyler	2022
TREMBLEY, Colin	2021
TSENGE, Amar	2023
- V -	
VAKS, Luke	2022
VEILLON, Orynn	2017
VERA, Alex	2020,21
VONDUSKA, Brad	2022
VOSS, Jacob	2018
- W -	
WAGNER, Austin	2018,22
WALKER, Kade	2023
WAMBACH, Carter	2022
WARDWELL, Tyler	2018
WASSEL, Jack	2018
WECKLER, Mason	2023

WEIRATHER, Brock	2019
WEST, Graiden	2023
WEST, McCrae	2020
WILLIAMS, Aiden	2022
WILLS, Cory	2017
WITTMANN, Paul	2023
WIZCEB, Danny	2020
WOODS, Eamonn	2021
WULF, Brandon	2017
- Y -	
YEAREGO, Dominic	2017
YOUNG, Jacob	2023
YOUNG, Jon	2018-19
- Z -	
ZABOWSKI, Cole	2018
ZACKRISON, Brady	2023
ZAMORA, Barron	2023
ZUPFER, Jack	2023

MULTI-YEAR DOCK SPIDERS

- 4 YEARS -

BULLOCK, Andrew	2017-20
THOMAS, Nate	2018-21

- 3 YEARS -

NOLAND, Parker	2020,2022-2023
----------------	----------------

- 2 YEARS -

ANDERSON, Aaron	2019-20
BRYANT, Zach	2017-18
CAMPBELL, Kenny	2021-22
COLLINS, Jack	2017-18
COMER, Bradley	2021, 2023
CONNOLLY, Ryan	2017-18
COOK, Connor	2018-19
DEAN, David	2022-23
DRYER, Conor	2018-19
DUFFY, Ryan	2019-20

DURBIN, Caleb	2020-21
ELKO, Tim	2019-20
FUNK, Aaron	2019, 2021
GAUDREAU, Zachary	2022-23
GLAD, Houston	2017, 2019
HERRERA, Chad	2022-23
HORTON, Bubba	2018-19
HUDSON, Brad	2018-19
JACK, Andrew	2019-20
JAVIER, Bryan	2019-20
JONES, Jared	2019-20

KATTERHAGAN, Brady	2022-23
KESTERSON, Zack	2017-18
KOLWYCK, Tate	2019-20
KOSTYSHOCK, Jake	2017-18
LOUTOS, Ryan	2020-21
LUEVANO, Thomas	2017-18
MANTHEY, Connor	2021-22
McBRIAR, Michael	2019-20
McCORMICK, Matt	2020-21
McKenna, Connor	2021-22

MIERZWA, Jon	2017-18
MIDDAUGH, Taylor	2021-22
NOVITSKE, Luke	2022-23
NOVITSKE, Sam	2019-20
RIOS, Alberto	2021-22
SCOTT, Victor	2020-21
SPOLJARIĆ, Garner	2021-22
SWEET-CHICK, Seth	2021,2023
VERA, Alex	2020-21
WAGNER, Austin	2018,2022
YOUNG, Jon	2018-19





2023 DOCK SPIDERS - 30-42 (13-22 | 17-20) - 3rd GL WEST, 11.0 GB

ORGANIZATION

BATTING	G	AB	R	H	2B	3B	HR	RBI	SB	BB	K	AVG	OPS
Connor Cooney	58	222	34	53	5	2	1	28	8	43	48	.239	.661
Travis Strickler	53	209	35	69	8	4	0	19	20	29	38	.330	.835
Jake Surane	52	196	31	56	7	2	1	33	5	19	33	.286	.710
Jared Heinzen	48	177	22	36	6	0	3	26	2	17	55	.203	.585
Seth Sweet-Chick	48	155	23	25	4	0	3	19	8	27	66	.161	.559
Drew Barragan	41	147	19	29	6	1	3	20	4	14	37	.197	.592
Jack Gorman	38	139	19	32	8	0	4	24	9	30	24	.230	.756
Jack Peterson	40	138	8	19	3	1	0	13	6	16	73	.138	.429
Teddy Deters	29	122	12	37	2	1	2	22	1	9	24	.303	.741
Jacob Anderson	35	109	19	26	4	0	1	9	7	16	21	.239	.706
Paul Wittmann	31	108	13	29	5	0	1	14	12	21	27	.269	.738
Lorenzo Rios	33	101	21	27	5	0	1	12	0	19	30	.267	.765
Graidien West	26	83	9	18	5	0	0	8	2	7	22	.217	.607
Brady Katterhagen	23	83	8	18	5	0	0	11	1	9	25	.217	.578
Luke Novitske	23	83	10	23	3	0	0	9	2	9	14	.277	.664
Paul Smith	24	66	15	16	2	0	1	5	4	27	22	.242	.786
Parker Knoll	17	63	13	23	3	0	2	11	3	11	15	.365	.995
Kelsen Johnson	12	43	7	12	3	0	0	6	2	7	15	.279	.729
Barron Zamora	11	31	6	6	1	0	2	5	0	3	21	.194	.744
Parker Noland	9	29	6	7	1	0	1	3	1	11	7	.241	.829
Sam Busch	7	27	1	2	1	0	0	2	0	1	11	.074	.218
Chad Herrera	6	20	1	3	0	0	0	2	1	1	2	.150	.324
Sam Meidenbauer	1	19	7	19	5	4	2	0	0	3	7	.211	.664
Brady Zackrisson	5	15	6	2	1	0	0	1	0	2	3	.133	.478
Bradley Comer	4	11	1	1	0	0	0	2	1	2	2	.091	.322
Mitchel Johnson	3	10	0	0	0	0	0	0	1	1	6	.000	.091
Jake Grossman	4	9	0	0	0	0	0	0	0	4	3	.000	.308
Drew Prosek	2	4	0	2	1	0	0	2	0	0	1	.500	1.250
Tim Yohan Dixon	1	1	0	0	0	0	0	0	0	0	1	.000	.000
TEAM TOTALS	71	2420	344	575	91	11	26	306	100	358	653	.238	.671

2024 DOCK SPIDERS

HISTORY & RECORDS

PITCHING	W-L	ERA	G	GS	CG	SV	IP	H	R	ER	HR	BB	K
Amar Tsengge	2-6	4.64	13	11	0	0	64.0	63	40	33	3	28	57
Sebastian Guzman	2-5	4.87	11	11	0	0	57.1	65	33	31	5	22	26
Justin Doyle	2-3	3.49	11	11	0	0	56.2	49	27	22	2	23	30
Joseph Chavana	3-1	2.72	9	7	0	1	46.1	49	17	14	0	10	42
Mason Weckler	2-1	3.43	11	6	0	0	42.0	36	17	16	0	19	35
Jacob Young	2-1	4.00	10	6	1	0	36.0	35	22	16	2	18	28
Kade Walker	1-1	4.79	27	0	0	2	35.2	34	20	19	1	22	45
Zach Silfies	3-2	5.04	24	0	0	6	30.1	32	17	17	2	12	44
Jack Niedringhaus	1-5	4.30	20	0	0	0	29.1	21	18	14	1	27	20
Tyler Peck	0-3	3.90	5	5	0	0	27.2	30	15	12	1	8	14
Tanner Smith	1-2	5.56	18	0	0	3	22.2	20	25	14	0	24	33
Mason Hill	3-3	7.25	8	2	0	0	22.1	30	24	18	0	11	20
Logan Eisenbarth	1-0	4.09	5	4	0	0	22.0	20	13	10	1	10	11
Eric Sipling	3-0	3.98	8	2	0	2	20.1	20	11	9	2	6	16
JT Hockers	1-2	10.42	8	3	0	0	19.0	25	23	22	2	15	10
Jack Zupfer	1-3	9.18	12	0	0	0	16.2	26	20	17	4	11	18
Hunter Davis	0-0	13.79	13	0	0	0	15.2	19	27	24	1	24	10
Max Huseboe	1-1	4.80	4	3	0	0	15.0	22	11	8	0	5	8
Zachary Gaudreau	0-2	6.23	8	0	0	0	13.0	10	11	9	3	13	12
Tyler Banks	0-1	8.00	5	0	0	0	9.0	13	11	8	3	2	9
Reece Piontek	0-0	3.00	3	1	0	0	9.0	6	3	3	0	6	8
Noah Gerritson	0-0	7.11	0	0	0	0	6.1	8	5	5	0	3	4
Mitchel Johnson	1-0	0.00	0	0	0	0	6.0	2	0	0	0	4	7
Seth Sweet-Chick	0-0	7.36	0	0	0	0	3.2	3	3	3	0	1	0
Tim Yohan Dixon	0-0	2.70	0	0	0	0	3.1	4	2	1	0	3	0
David Dean	0-0	13.50	1	0	0	0	0.2	1	1	1	0	1	0
Kevin Ayeski	0-0	0	1	0	0	0	0.0	0	0	0	0	1	0
TEAM TOTALS	30-42	4.94	249	72	1	14	630.0	306	416	346	33	329	507

2024 OPPONENTS

TEAM INFORMATION



2022 DOCK SPIDERS - 36-35 (19-15 | 17-20) - 3rd GL WEST, 20.5 GB

ORGANIZATION

2024 DOCK SPIDERS

HISTORY & RECORDS

2024 OPPONENTS

TEAM INFORMATION

BATTING	G	AB	R	H	2B	3B	HR	RBI	SB	BB	K	AVG
Nick Mitchell	59	239	76	89	13	8	3	49	16	39	24	.372
Daylen Reyes	46	153	34	31	3	1	1	24	4	19	29	.203
Parker Noland	43	151	36	48	12	0	1	27	15	34	33	.318
Cole Messina	46	143	33	42	10	1	5	40	4	25	30	.294
Grant Hussey	36	135	16	35	10	1	4	24	0	12	31	.259
Andrew Sojka	32	123	39	46	9	2	8	27	10	20	14	.374
Tyler Hawkins	40	120	21	31	11	1	2	14	13	16	42	.258
Kemp Alderman	30	110	18	32	6	2	4	29	4	14	36	.291
Evan Smith	39	97	16	20	7	1	3	17	9	8	39	.206
Connor Manthey	29	95	16	18	4	0	0	11	3	15	33	.189
Alejandro Macario	24	89	16	22	3	1	0	15	4	20	20	.247
Evan Stone	25	89	18	26	2	1	0	13	7	6	20	.292
Branden Comia	23	89	24	30	8	2	5	32	1	7	27	.337
Kyte McDonald	27	81	23	19	5	1	2	24	7	17	21	.235
Bennett Thompson	27	78	14	12	4	1	1	15	0	14	12	.154
Sawyer Smith	15	57	9	14	3	0	0	3	0	11	8	.246
Jackson Loftin	15	55	14	16	4	0	0	10	13	14	12	.291
Garrett Cutting	22	53	7	8	0	0	0	8	1	15	24	.151
Tommy Stevenson	17	50	6	11	0	0	1	10	0	13	16	.220
Nolan Tichy	14	49	12	18	6	0	2	17	0	11	9	.367
Alberto Rios	16	48	7	13	5	0	0	9	0	14	11	.367
Anthony Frechette	18	47	8	11	0	0	2	11	1	8	16	.271
Andrew Rivas	24	44	9	6	1	0	0	0	0	14	17	.234
Luke Novitske	13	41	6	12	0	0	0	7	2	10	5	.136
Stephen Schissler	15	41	14	10	3	1	0	3	8	13	10	.293
Cash Rugely	11	38	6	7	0	0	0	2	2	6	14	.244
Jared Payne	14	37	5	8	0	0	0	6	0	6	5	.184
Jack O'Dowd	10	29	2	4	1	1	0	4	0	2	10	.216
Chad Herrera	9	26	7	11	1	0	0	3	0	5	4	.138
Peter Fusek	5	16	4	3	1	1	0	1	1	3	2	.423
Brady Katterhagen	5	12	1	4	1	0	0	5	0	1	6	.188
Camdem Karczewski	4	11	1	2	0	0	0	0	0	2	4	.333
Billy Howard	3	4	0	0	0	0	0	0	0	1	1	.182
Brad Vondruska	1	3	0	0	0	0	0	0	0	1	3	.000
TEAM TOTALS	71	2457	519	659	133	26	44	460	125	418	112	.268

DOCK SPIDERS ALUMNI IN PRO BALL

AAA	Ryan Loftin - INF (2021-22).....Sugar Land (HOU)	Alberto Rios - INF (2021-22).....Inland Empire (LAA)
	Ryan Loutos - P (2020-21).....Memphis (STL)	Christian Ruebeck - P (2022).....Rancho Cucamonga (LAD)
	Theo Denlinger - RHP (2020).....Worcester (BOS)	Tavian Jensenberger - OF (2021).....Delmarva (BAL)
AA	Zach Bryant - RHP (2017-18).....Portland (BOS)	Calvin Harris - C (2021).....Kannapolis (CHW)
	Chris Cornelius - INF (2017).....Reading (PHI)	Jay Harry - INF (2021).....Fort Myers (MIN)
	Mitch Ragan - RHP (2018).....Binghamton (NYM)	Caleb Durbin - INF (2020).....Augusta (ATL)
	Caleb Durbin - INF (20210-21).....Somerset (NYY)	Brandon Wulff - RHP (2017).....Rancho Cucamonga (LAD)
	Ryan Bergert - P (2020).....San Antonio (SD)	Justin Bench - (2020).....San Jose (SF)
	Tim Elko - IB (2019-20).....Birmingham (CHW)	Rookie
		Jacob Kostyshock - RHP (2017-18).....ACL Rockies (COL)
A+	Derek Diamond - P (2020).....Greensboro (PIT)	Mike Pascoe - RHP (2017).....FCL Marlins (MIA)
	Drew Irvine - P (2020).....Greensboro (PIT)	Jake Suddreth - RHP (2021).....ACL White Sox (CHW)
	Jack Alexander - (2020).....Quad Cities (KC)	Dominic Yeargore - RHP (2017).....ACL Athletics (OAK)
	Ryan Ritter - INF (2020).....Hartford (COL)	Cole Zabowski - IB (2018).....ACL Rockies (COL)
	Ryan Ignoff - UTL (2021).....Beloit (MIA)	Ryan Lasko - OF (2021).....ACL Athletics (OAK)
	Chandler Simpson - OF (2021).....Bowling Green (TB)	Carlson Reed - P (2021).....FCL Pirates (PIT)
	Ryan Bergert - RHP (2020).....Fort Wayne (SDP)	Jake Suddreth - P (2021).....ACL White Sox (CHW)
	Conor Dryer - RHP (2018-19).....Bowling Green (TB)	Ryan Lasko - P (2021).....ACL Athletics (OAK)
	Alex Erro - INF (2018).....Greenville (BOS)	Jake Brooks - P (2020).....FCL Marlins (MIA)
	A J Lewis - UTL (2017).....Spokane (COL)	Zack Lee - P (2020).....FCL Tigers (DET)
	John Rhodes - INF (2020).....Bowie (BAL)	INDY
		Anthony Frechette - C (2022).....Idaho (Pioneer)
A-	Christian Ciuffetelli - (2020).....Fredericksburg (WAS)	Ian Delleman - RHP (2022).....Joliet (Pioneer)
	Tate Kolwyck - (2019-20).....Inland Empire (LAA)	Nate Thomas - RHP (2021).....Glacier Ridge (Pioneer)
	Riley Frey - P (2021).....Augusta (ATL)	Taylor Jackson - OF (2020).....Chicago Dogs (AsAs)
	Kemp Alderman - OF (2022).....Jupiter (MIA)	Tanner Smith - OF (2020).....Tri-City (Frontier)
	Tommy Stevenson - IB (2022).....Stockton (OAK)	Bobby Barnard - C (2020).....Lincoln Saltdogs (AsAs)
		Jacob Adams - RHP (2018).....Evansville (Frontier)

Team as of MLB/MiLB Opening Day, 2024 // Independent teams are not affiliated with a MLB



2022 DOCK SPIDERS - 36-35 (19-15 | 17-20) - 3rd GL WEST, 20.5 GB

ORGANIZATION

2024 DOCK SPIDERS

HISTORY & RECORDS

2024 OPPONENTS

TEAM INFORMATION

PITCHING	W-L	ERA	G	GS	CG	SV	IP	H	R	ER	HR	BB	K
Andrew Pogue	1-4	7.34	16	4	0	0	41.2	51	36	34	3	2	36
David Hagaman	2-3	3.95	12	9	0	0	41.0	38	20	18	1	2	55
Reed Gallant	2-2	3.03	16	2	0	0	35.2	26	17	12	1	27	55
Joshua Culliver	1-2	6.06	11	10	0	0	35.2	33	25	24	5	24	39
Trey Seeley	1-3	7.00	12	3	0	1	27.0	32	23	21	0	14	20
Austin Wagner	3-2	3.71	5	5	0	0	26.2	31	11	11	3	1	27
Stephen Schissler	3-0	3.81	8	4	0	0	26.0	22	12	11	2	6	27
Luke Vaks	3-0	0.78	13	1	0	0	23.0	10	2	2	0	12	30
David Dean	2-1	5.16	16	0	0	0	22.2	21	15	13	0	20	21
Caedon Kottinger	0-1	7.94	13	1	0	1	22.2	28	22	20	4	10	18
Garner Spoljaric	1-2	2.11	17	1	0	2	21.1	11	6	5	1	12	32
Noah Magee	2-1	0.92	10	1	0	1	19.2	8	2	2	0	20	28
Tyler Tornberg	2-2	8.00	13	1	0	0	18.0	20	20	16	5	14	16
Alex Vera	2-1	7.27	12	1	0	0	17.1	20	14	14	1	5	20
Kenny Campbell	1-0	3.63	11	4	0	0	17.1	15	7	7	1	11	22
David Craig	1-1	6.35	10	1	0	0	17.0	14	14	12	0	14	17
Nate Leibold	2-1	6.06	12	0	0	0	16.1	19	14	11	0	9	14
Davis Rokose	0-1	5.93	9	5	0	0	13.2	16	13	9	0	10	13
Garrett Houston	2-1	6.59	12	0	0	3	12.2	14	11	10	1	10	16
Aidan McEvoy	0-0	7.11	4	3	0	0	12.2	13	11	10	1	12	14
Connor Mckenna	1-0	3.55	5	3	0	0	12.2	12	6	5	0	4	16
Frankie Klemm	0-0	7.30	8	0	0	0	12.1	17	10	10	1	13	14
Logan Tabeing	0-2	10.64	3	3	0	0	11.0	11	11	16	13	10	15
Sean Duffy	0-1	9.28	3	3	0	0	10.2	17	17	13	11	6	9
Kaleb Hill	1-0	5.23	2	2	0	0	10.1	12	6	6	0	3	8
Christian Ruebeck	1-0	1.80	7	0	0	1	10.0	3	3	2	0	10	18
Zachary Gaudreau	0-0	9.64	6	0	0	0	9.1	11	10	10	1	13	8
Carson Frazier	0-0	7.27	10	0	0	0	8.2	5	10	7	2	13	8
Rocky King	0-0	4.32	5	0	0	0	8.1	8	4	4	1	2	5
Jacob Kampf	0-0	9.82	2	2	0	0	7.1	11	9	8	0	5	10
Jarrett Kenyon	1-0	2.45	5	0	0	0	7.1	5	3	2	1	3	1
Taylor Middaugh	0-0	8.10	5	0	0	1	6.2	11	7	6	2	5	6
Dante Maietta	0-0	4.50	3	0	0	0	6.0	5	5	3	1	5	5
Gabe Stotler	0-0	7.94	3	1	0	0	5.2	6	5	5	1	6	5
George Henkel	1-1	8.44	3	0	0	0	5.1	5	5	5	0	6	4
Gage Smith	1-0	10.13	4	0	0	0	5.1	5	7	6	0	6	3
Aidan Williams	0	17.36	0	3	0	0	4.2	7	9	9	0	3	3
Brad Vondruska	0-0	4.50	1	1	0	0	4.0	3	2	2	1	2	4
Luke Bruckner	0-1	12.27	2	0	0	0	3.2	7	7	5	1	1	1
Ian Delleman	0-1	11.57	2	1	0	0	2.1	3	5	3	0	4	6
Aric McAtee	0-0	13.50	2	0	0	0	2.0	3	5	3	0	5	3
Nick Holland	0-0	4.50	1	0	0	0	2.0	2	1	1	0	0	0
Evan Jackson	0-0	13.50	2	0	0	0	2.0	3	3	3	0	6	1
Chad Herrera	0-0	20.25	1	0	0	0	1.1	3	3	3	1	0	0
Cole Messina	0	36.00	0	1	0	0	1.0	4	4	4	0	1	0
Evan Smith	0-0	9.00	1	0	0	0	1.0	1	1	1	0	1	1
Kyte McDonald	0-0	18.00	1	0	0	0	1.0	4	2	2	0	0	0
Carter Wambach	0-0	18.00	1	0	0	0	1.0	2	2	2	1	0	0
Garrett Cutting	0-0	54.00	1	0	0	0	1.0	6	6	6	1	0	0
TEAM TOTALS	37-34	5.82	325	72	10	10	633.0	634	465	409	45	407	663

DOCK SPIDERS MULTI-HOME RUN GAMES

July 17, 2023	Jack Gorman @ Madison, 2 HR
July 31, 2022	Kemp Alderman @ Wassau, 2 HR
July 11, 2022	Andrew Sojka @ Wisconsin Rapids, 2 HR
July 7, 2021	Jackson Loftin @ Madison, 2 HR
August 11, 2020	Tim Elko @ La Crosse, 2 HR
July 18, 2019	Luke Robinson @ Green Bay, 2 HR
July 10, 2019	Tim Elko @ Wisconsin Rapids, 2 HR
July 4, 2019	Tate Kolwyck vs. Green Bay, 2 HR
August 3, 2017	Andrew Bullock @ Rockford, 2 HR
July 30, 2017	Caleb Summerhayes @ Kalamazoo, 2 HR



2021 DOCK SPIDERS - 43-28 (22-14 | 21-14) - 2nd GL WEST, 0.5 GB

BATTING	G	AB	R	H	2B	3B	HR	RBI	SB	BB	K	AVG	OPS
Blake, Connor	7	20	0	4	0	0	0	2	0	3	7	.200	.492
Carpenter, Tommy	9	31	5	8	0	1	0	3	6	4	10	.258	.665
Chapman, Aaron	12	41	8	12	2	0	0	7	2	5	8	.293	.737
Collins, Gus	18	20	5	5	0	1	1	8	0	2	7	.250	.848
Comer, Bradley	8	25	3	6	1	0	0	3	0	4	4	.240	.647
Durbin, Caleb	20	53	11	16	3	0	0	10	7	4	3	.302	.719
Gallaher, Ben	15	54	7	14	2	0	0	9	1	5	14	.259	.630
Hampton, Maurice	11	43	5	7	0	0	1	3	2	5	14	.163	.498
Harris, Calvin	27	96	9	30	4	0	0	15	3	10	17	.313	.739
Harry, Jay	27	89	16	27	4	3	1	24	4	9	11	.303	.826
Holbrook, McGwire	33	105	11	26	6	0	0	15	1	11	16	.248	.618
Ignoffo, Ryan	19	57	12	12	2	0	1	10	2	9	12	.211	.636
Ireland, Sam	15	55	9	18	2	0	0	12	2	4	18	.327	.724
Josenberger, Tavian	42	135	26	36	8	2	1	27	12	22	30	.267	.756
Kim, Andrew	11	33	5	4	2	0	0	3	3	7	11	.121	.457
LaFleur, Trey	13	39	5	5	0	0	1	3	0	2	21	.128	.376
Lasko, Ryan	59	189	32	48	7	1	5	32	18	23	42	.254	.732
Loftin, Jackson	55	184	45	57	11	1	6	52	49	38	35	.310	.917
Manthey, Connor	54	172	27	43	11	1	1	22	5	32	51	.250	.720
McCormick, Matt	10	39	7	13	3	0	0	5	0	2	4	.333	.782
McDonald, Kyte	25	90	14	25	3	2	0	10	8	8	19	.278	.686
McKelvey, Christian	23	60	4	13	1	0	0	9	1	13	18	.217	.593
Missey, Holden	5	18	3	6	3	0	0	5	0	0	5	.333	.833
Rios, Alberto	15	43	12	13	4	0	0	4	4	15	9	.302	.903
Scott, Victor	39	149	39	49	7	1	3	22	37	22	15	.329	.853
Simpson, Chandler	51	204	52	77	3	1	0	23	55	19	10	.377	.831
Spiegel, Josh	33	107	13	23	8	1	1	12	1	15	30	.215	.645
Sweet-Chick, Seth	47	152	28	30	1	0	0	13	4	21	48	.197	.519
Terrell, Nick	9	39	5	13	2	0	1	8	6	3	6	.333	.834
Trembley, Colin	11	31	6	6	0	0	1	3	2	4	7	.194	.632
TEAM TOTALS	71	2373	424	646	100	15	24	374	235	321	502	.272	.724

PITCHING	W-L	ERA	G	GS	CG	SV	IP	H	R	ER	HR	BB	K
Ament, Ryan	1-1	3.78	3	3	1	0	16.2	12	8	7	2	10	12
Bass, Sam	0-0	2.16	4	0	0	0	8.1	6	5	2	0	6	9
Bellissimo, Jared	2-2	6.00	9	9	0	0	30.0	42	24	20	3	14	24
Blake, Connor	1-0	6.75	6	0	0	0	6.2	6	6	5	2	4	7
Campbell, Kenny	1-1	4.97	6	0	0	3	12.2	16	7	7	2	5	12
Collins, Gus	2-2	6.23	18	1	0	1	34.2	42	29	24	0	17	21
Frey, Riley	2-1	3.80	4	4	0	0	23.2	23	11	10	1	12	19
Funk, Aaron	0-0	0.64	3	3	0	0	14.0	13	5	1	0	3	18
Go, David	0-0	24.00	3	1	0	0	3.0	6	9	8	1	6	4
Gorski, Ben	4-1	1.98	11	0	0	3	27.1	22	8	6	0	17	30
Hardcastle, Porter	3-1	5.17	8	0	0	0	15.2	17	12	9	0	7	14
Ignoffo, Ryan	1-1	3.65	6	0	0	0	12.1	15	5	5	2	9	10
Ireland, Sam	2-0	2.35	6	4	0	0	15.1	11	5	4	0	10	11
Kimbrell, Jackson	1-0	1.40	4	4	0	0	19.1	11	6	3	0	10	15
Krueger, Kaden	1-0	6.43	3	0	0	1	7.0	8	5	5	0	5	3
Kutt, Ryan	3-1	3.99	13	0	0	3	29.1	23	15	13	1	12	29
Loutos, Ryan	1-0	2.12	3	3	0	0	17.0	16	8	4	0	6	9
McKelvey, Christian	0-0	7.71	2	0	0	0	4.2	10	4	4	0	1	1
McKenna, Connor	4-3	3.74	11	9	0	1	53.0	50	28	22	2	31	37
Middaugh, Taylor	2-2	2.29	13	1	0	1	35.1	32	10	9	1	16	20
Missey, Holden	0-0	6.00	2	0	0	0	3.0	1	3	2	0	5	2
Mounds, Cam	0-0	3.24	5	0	0	0	8.1	7	3	3	0	9	11
Reed, Carlson	2-1	2.05	6	6	0	0	26.1	20	10	6	0	22	39
Richardson, Austin	1-0	4.32	12	8	0	0	41.2	33	23	20	3	40	33
Sachen, Austin	1-2	5.90	10	5	1	0	39.2	45	28	26	1	30	37
Shingledecker, Tyler	1-2	7.50	5	5	0	0	18.0	25	18	15	0	14	16
Spoljaric, Garner	1-1	6.75	11	2	0	0	20.0	16	15	15	2	17	22
Suddreth, Jake	0-2	7.36	3	1	0	0	7.1	8	6	6	0	3	14
Sweet-Chick, Seth	0-0	0.00	1	0	0	0	1.0	0	0	0	0	0	2
Terrell, Nick	0-0	0.00	1	0	0	0	1.0	0	0	0	0	0	1
Thomas, Nate	2-1	1.31	9	0	0	6	20.2	13	6	3	1	13	22
Vera, Alex	3-1	3.58	16	1	0	3	32.2	26	15	13	3	15	28
Woods, Eamonn	2-1	8.53	8	1	0	0	12.2	10	14	12	0	14	12
TEAM TOTALS	44-27	4.21	71	71	2	22	618.1	585	351	289	27	383	544

ORGANIZATION

2024 DOCK SPIDERS

HISTORY & RECORDS

2024 OPPONENTS

TEAM INFORMATION



2020 DOCK SPIDERS - 31-17 - 1ST WI-IL EAST, +12.0 GA

BATTING	G	AB	R	H	2B	3B	HR	RBI	SB	BB	K	AVG	OPS
Alexander, Jack	31	81	16	21	6	0	0	14	1	10	20	.259	.674
All, Kollyn	11	33	6	9	2	0	1	11	1	12	6	.273	.881
Anderson, Aaron	42	127	32	42	8	0	2	33	1	35	29	.331	.920
Barnard, Bobby	3	6	2	0	0	0	0	1	0	3	1	.000	.500
Bench, Justin	2	5	1	2	0	0	0	1	1	0	1	.400	.800
Bullock, Andrew	31	91	15	21	3	0	2	20	4	15	20	.231	.666
Durbin, Caleb	14	57	18	18	0	0	1	12	3	8	4	.316	.760
Elko, Tim	37	131	28	46	2	1	8	32	0	18	27	.351	.992
Frazier, Brayden	29	86	15	23	2	0	2	12	1	11	26	.267	.718
Hilbrich, Ray	2	9	0	0	0	0	0	0	0	0	4	.000	.100
Jackson, Taylor	25	82	15	27	3	0	0	9	8	11	13	.329	.770
Javier, Bryan	13	38	6	12	2	0	0	6	1	4	4	.316	.755
Kolwyck, Tate	21	61	9	10	2	0	1	8	2	6	14	.164	.489
Loposer, Knox	7	22	0	1	0	0	0	2	0	2	10	.045	.170
McCormick, Matt	2	2	0	0	0	0	0	1	0	1	1	.000	.250
McKenna, Andrew	18	50	12	12	2	1	1	10	2	11	10	.240	.771
Miller, A.J.	11	41	10	10	4	1	2	15	1	6	13	.244	.904
Montgomery, Max	5	18	3	2	0	0	0	2	1	4	7	.111	.372
Noland, Parker	32	115	28	40	5	0	1	12	10	24	24	.348	.882
Norton, Ryan	2	8	0	0	0	0	0	0	0	0	4	.000	.000
Novitske, Sam	42	153	36	47	9	1	1	22	9	22	15	.307	.812
Nunn, Matt	5	4	0	1	0	0	0	0	0	1	3	.250	.650
Rhodes, John	27	82	25	31	7	0	1	20	6	18	17	.378	.995
Ritter, Ryan	29	85	11	22	5	0	0	19	1	15	20	.259	.703
Robison, Ryan	9	23	6	6	1	0	0	6	0	7	2	.261	.756
Sanchez, Marcos	25	66	14	20	0	0	1	12	4	9	18	.303	.751
Scott, Victor	34	111	27	30	8	0	4	13	16	12	28	.270	.797
Smith, Tanner	10	44	15	15	3	0	0	5	0	5	4	.341	.809
Stahl, Drew	9	19	3	5	2	0	0	2	3	4	3	.263	.760
TEAM TOTALS	48	1650	353	473	76	4	28	300	76	274	348	.287	.783

PITCHING	W-L	ERA	G	GS	CG	SV	IP	H	R	ER	HR	BB	K
Aldrich, Chris	0-1	2.87	9	2	0	1	15.2	16	6	5	1	10	12
Bergert, Ryan	2-1	2.33	6	6	0	0	27.0	15	8	7	2	10	31
Brock, Clay	0-0	7.50	5	0	0	0	6.0	10	5	5	0	4	1
Brooks, Jake	1-2	5.24	9	5	0	0	22.1	25	15	13	0	9	24
Bullock, Andrew	0-0	0.00	1	0	0	0	1.0	2	0	0	0	0	0
Bush, Will	0-0	16.20	1	0	0	0	1.2	3	3	3	0	1	2
Carr, Jake	1-1	1.80	5	5	0	0	25.0	17	6	5	1	5	29
Ciuffetelli, Christian	1-0	27.00	1	0	0	0	1.0	1	3	3	0	4	2
Day, Andrew	0-1	18.69	5	0	0	0	4.1	5	11	9	0	12	3
Denlinger, Theo	1-2	3.46	13	0	0	4	13.0	13	10	5	1	6	16
Diamond, Derek	0-0	4.50	1	1	0	0	2.0	3	2	1	0	1	2
Duffy, Ryan	0-1	3.38	12	0	0	0	18.2	13	8	7	1	18	17
Erro, Julian	0-0	19.29	2	0	0	0	2.1	4	5	5	0	4	4
Eyink, Teddy	1-0	2.70	2	0	0	0	3.1	0	1	1	0	3	4
Fox, Hayden	0-0	3.24	6	0	0	1	8.1	1	5	3	0	5	5
Hoffman, Trace	3-2	2.95	11	0	0	1	18.1	16	7	6	2	5	23
Irvine, Drew	4-0	1.96	7	1	0	0	23.0	16	8	5	1	9	38
Jack, Andrew	0-0	27.00	3	0	0	0	3.0	4	9	9	0	10	3
Jones, Cameron	2-0	8.80	8	1	0	0	15.1	18	16	15	2	11	15
Jones, Jared	0-1	2.70	1	0	0	0	3.1	1	1	1	0	3	6
Kemp, Evan	0-1	22.09	2	0	0	0	3.2	5	11	9	1	6	3
Lange, Logan	0-0	7.36	1	1	0	0	3.2	6	4	3	0	3	2
Lee, Zack	2-0	5.00	5	5	0	0	18.0	24	11	10	0	9	16
Leonard, Grant	0-2	6.00	8	0	0	0	15.0	15	10	10	1	4	16
Liffrig, Jack	2-0	1.00	4	0	0	1	9.0	5	1	1	0	3	8
Loutos, Ryan	3-0	6.75	8	4	0	0	20.0	20	18	15	0	16	19
McBriar, Michael	3-0	2.55	4	3	0	0	17.2	15	6	5	0	7	12
Myer, Jacob	2-0	0.69	3	2	0	0	13.0	5	1	1	1	4	13
O'Sullivan, Matt	0-0	4.50	3	0	0	0	6.0	7	3	3	0	0	6
Oblias, Austin	0-0	0.00	3	0	0	0	1.1	0	0	0	0	3	0
Ridgway, Jake	0-0	6.00	2	0	0	0	3.0	5	2	2	0	1	2
Robison, Ryan	0-0	2.79	4	0	0	0	9.2	5	4	3	1	1	8
Sanchez, Marcos	0-0	36.00	1	0	0	0	1.0	2	6	4	0	5	2
Saum, Jake	1-1	3.33	8	8	0	0	27.0	16	12	10	0	29	29
Scott, Victor	0-0	9.00	1	0	0	0	1.0	1	1	1	0	3	3
Sewruk, Stephen	0-0	33.75	2	1	0	0	1.1	4	5	5	1	4	2
Thomas, Nate	0-0	1.69	10	0	0	3	10.2	7	5	2	0	11	17
Vera, Alex	2-0	1.16	8	2	0	0	23.1	13	3	3	0	5	27
Wiest, McCrae	0-1	5.59	5	0	0	0	9.2	10	8	6	0	5	9
Wizcebb, Danny	0-0	15.00	4	1	0	0	6.0	12	10	10	2	2	6
TEAM TOTALS	31-17	4.58	48	48	0	11	414.2	360	250	211	18	251	437

ORGANIZATION

2024 DOCK SPIDERS

HISTORY & RECORDS

2024 OPPONENTS

TEAM INFORMATION



2019 DOCK SPIDERS - 36-35 (22-13 | 14-22) - 3rd GL WEST, 9.5 GB

BATTING	G	AB	R	H	2B	3B	HR	RBI	SB	BB	K	AVG	OPS
Adreon, Zeb	49	169	29	54	12	0	3	26	2	34	36	.320	.888
Agne, Anthony	3	10	6	5	0	0	0	0	1	3	1	.500	1.115
Alexander, Jack	17	62	5	21	2	0	0	6	0	7	11	.339	.765
Anderson, Aaron	37	135	18	44	7	0	4	23	0	19	17	.326	.879
Bullock, Andrew	43	160	23	49	15	0	3	28	2	12	23	.306	.813
Carroll, Luke	2	7	1	2	0	0	0	0	0	0	2	.286	.571
Cook, Connor	10	1	0	0	0	0	0	0	0	0	0	.000	.000
Downs, Max	27	88	12	19	2	0	1	8	0	8	31	.216	.561
Dugandzic, Nick	9	30	2	6	0	0	0	0	0	6	12	.200	.533
Elko, Tim	48	182	33	54	10	0	4	28	6	14	39	.297	.773
Grimm, Otto	24	78	7	18	3	0	0	14	5	12	17	.231	.610
Hall, Kyle	18	1	0	0	0	0	0	0	0	0	0	.000	.000
Hmielewski, Drew	8	27	4	8	2	0	0	3	4	6	6	.296	.795
Hudson, Brad	7	21	3	3	0	1	0	3	2	6	6	.143	.595
Hunter, Duncan	42	130	18	30	5	1	1	15	6	12	44	.231	.614
Jager, Tom	5	0	1	0	0	0	0	0	0	0	0	--	--
Javier, Bryan	1	3	0	0	0	0	0	0	0	2	1	.000	.400
Johnson, Parker	15	8	1	1	0	0	0	0	0	0	5	.125	.250
Jones, Jared	3	2	1	0	0	0	0	1	0	1	1	.000	.333
Kotwyck, Tate	35	140	29	36	8	2	5	31	5	16	35	.257	.783
LeBeau, Cherokee	19	62	5	12	2	0	0	7	2	10	12	.194	.555
Lombardi, Jack	8	19	4	2	0	0	0	0	1	7	9	.105	.451
Lopez, Andy	9	29	2	7	1	0	0	3	0	3	5	.241	.588
Martin, Austin	3	6	0	1	0	0	0	0	0	0	3	.167	.542
Maxwell, Charlie	47	162	26	40	6	1	1	29	3	19	17	.247	.659
McMillan, Cam	47	146	20	31	3	2	1	10	9	17	62	.212	.575
Novitske, Sam	38	145	23	47	10	0	0	15	8	17	18	.324	.820
Paulich, Thomas	16	50	6	8	0	0	0	3	1	10	11	.160	.498
Prajzner, Zack	51	169	33	47	9	0	0	21	6	22	29	.278	.716
Robinson, Luke	31	104	16	26	6	0	4	14	2	10	20	.250	.756
Sarver, Kellen	40	141	27	41	10	0	1	23	3	23	16	.291	.776
Schleusner, Andrew	18	61	4	16	5	0	0	8	2	3	24	.262	.701
Sepede, Ryan	13	48	13	14	3	0	2	6	1	5	10	.292	.861
TEAM TOTALS	71	2396	372	642	121	7	30	325	71	304	523	.268	.725

PITCHING	W-L	ERA	G	GS	CG	SV	IP	H	R	ER	HR	BB	K
Abramovich, Max	1-0	4.50	4	0	0	0	6	8	5	3	1	9	1
Bader, Ryan	1-2	2.49	9	8	0	0	47	47	18	13	2	14	39
Ball, Aaron	1-4	2.84	10	10	0	0	44.1	42	23	14	1	23	30
Carbone, River	2-3	4.04	19	3	0	3	42.1	32	22	19	0	15	43
Cioffi, Max	2-3	2.79	16	0	0	8	19.1	12	7	6	1	7	25
Cook, Connor	1-1	2.60	9	6	0	0	34.2	22	13	10	0	14	30
Cowles, Jonathan	3-2	4.94	5	5	0	0	23.2	27	13	13	1	8	19
Dirker, Isaac	0-0	4.50	3	0	0	1	6	4	4	3	0	5	6
Dryer, Conor	1-2	4.43	12	1	0	0	22.1	21	11	11	0	15	30
Duffy, Ryan	0-0	2.25	3	0	0	0	4	2	2	1	0	4	1
Dundas, Cooper	0-0	7.71	2	2	0	0	4.2	5	4	4	0	8	3
Funk, Aaron	2-1	3.78	11	9	0	1	52.1	43	23	22	4	24	69
Glad, Houston	2-7	4.57	12	7	0	1	45.1	51	28	23	1	17	28
Grace, Sam	0-3	5.02	6	4	0	0	14.1	14	12	8	0	15	12
Hall, Kyle	4-1	5.46	18	1	0	1	29.2	32	22	18	2	18	29
Horton, Bubba	1-0	2.92	12	0	0	0	24.2	14	9	8	0	16	29
Jack, Andrew	0-0	6.75	3	1	0	0	6.2	9	5	5	1	5	7
Jager, Tom	1-1	9.00	4	0	0	0	7	14	10	7	1	4	5
Johnson, Parker	1-0	7.17	11	1	0	1	21.1	20	19	17	2	11	20
Jones, Jared	1-1	7.13	3	2	0	0	17.2	22	15	14	0	5	7
King, Logan	0-0	10.80	3	0	0	0	6.2	10	8	8	1	5	8
Maxwell, Charlie	0-0	27.00	1	0	0	0	0.1	1	1	1	0	1	0
McBriar, Michael	0-0	5.93	5	2	0	0	13.2	19	10	9	0	2	11
McMillan, Cam	0-0	0.00	1	0	0	0	1	2	0	0	0	0	0
Miller, Ryan	2-1	7.88	8	1	0	0	16	23	16	14	0	7	15
New, Andrew	1-0	4.22	4	1	0	1	10.2	9	5	5	0	12	9
Owens, Jack	0-0	9.72	6	0	0	1	8.1	11	11	9	0	5	12
Papilham, Cole	0-0	16.43	5	0	0	0	7.2	13	17	14	1	11	10
Perrin, Randall	1-0	4.15	5	0	0	0	4.1	3	2	2	0	5	4
Sankey, Evan	2-0	4.73	2	2	0	0	13.1	14	7	7	0	1	14
Santoro, Joe	0-0	9.00	2	0	0	0	2	2	2	2	0	3	1
Snyder, Jack	1-0	4.05	5	0	0	0	6.2	7	4	3	0	6	5
Thomas, Nate	0-2	4.50	11	1	0	4	14	12	7	7	1	9	20
Weirather, Brock	2-0	2.25	5	0	0	2	12	11	3	3	0	2	5
Young, Jon	3-1	3.42	6	4	0	0	26.1	25	14	10	0	11	18
TEAM TOTALS	36-35	4.57	71	71	0	24	616.1	603	372	313	20	317	565

ORGANIZATION

2024 DOCK SPIDERS

HISTORY & RECORDS

2024 OPPONENTS

TEAM INFORMATION



2018 DOCK SPIDERS - 39-31 (18-18 | 21-13) - 4th SOUTH, 9.0 GB

BATTING	G	AB	R	H	2B	3B	HR	RBI	SB	BB	K	AVG	OPS
Adams, Jacob	43	145	22	36	4	1	2	17	8	29	35	.248	.717
Ayers, Chris	52	177	19	41	6	2	0	14	7	26	52	.232	.634
Black, Troy	35	132	13	34	3	0	0	20	0	23	21	.258	.648
Boe, Mitch	48	192	29	53	7	0	0	24	7	19	27	.276	.657
Bullock, Andrew	56	191	28	56	6	0	2	32	9	29	37	.293	.746
Cohen, Sam	23	79	11	20	2	0	0	7	4	12	17	.253	.623
Erro#, Alex	46	178	23	62	7	0	1	35	5	14	21	.348	.799
Fentress, Kiambu	31	107	16	26	2	0	0	6	5	10	18	.243	.567
Henwood, Alex	33	115	22	40	5	3	0	12	5	19	31	.348	.912
Hewitt, Duncan	29	97	10	21	4	0	3	11	1	14	30	.216	.666
Hudson, Brad	24	82	14	26	5	0	1	12	6	9	20	.317	.804
Kesterson, Zack	7	10	4	3	2	0	0	0	0	2	3	.300	.917
Luevano, Thomas	14	46	6	9	1	0	1	4	0	6	10	.196	.584
McCleary, Brett	16	51	2	8	0	0	0	1	1	6	11	.157	.411
Parkhurst, Keiji	9	30	5	4	2	0	0	2	0	2	9	.133	.400
Parquette, Ryan	3	9	0	1	0	0	0	0	0	0	3	.111	.311
Prendiz, Jordan	34	88	14	13	2	0	0	11	3	21	40	.148	.495
Provost, Dayton	16	53	7	12	2	0	0	5	3	7	12	.226	.587
Sisk, Pat	11	37	6	4	1	0	0	2	0	5	13	.108	.344
Stutzman, Braden	31	76	14	16	4	1	0	5	3	21	31	.211	.689
Taylor, Zac	21	75	17	21	4	1	3	13	8	14	10	.280	.895
Tellache, Nico	16	1	0	0	0	0	0	0	0	0	0	.000	.000
Wardwell, Tyler	34	115	12	33	2	2	0	13	4	10	34	.287	.693
Wassel, Jack	41	145	31	46	7	0	0	24	3	32	32	.317	.804
Zabowski, Cole	49	186	26	54	8	0	4	28	1	17	28	.290	.755
TEAM TOTALS	72	2417	351	639	86	10	17	298	83	347	545	.264	.693

PITCHING	W-L	ERA	G	GS	CG	SV	IP	H	R	ER	HR	BB	K
Abramovich, Max	1-0	4.50	4	0	0	0	6	8	5	3	1	9	1
Alfonso, Alex	1-1	8.03	10	0	0	0	12.1	16	16	11	0	13	10
Ayers, Chris	0-0	9.00	1	0	0	0	1.0	3	1	1	0	0	1
Brown, Carter	0-3	8.24	17	1	0	2	19.2	15	23	18	0	27	26
Bryant, Zach	0-1	2.87	14	0	0	10	15.2	11	5	5	0	5	21
Bullock, Andrew	0-1	4.50	3	0	0	0	4.0	3	3	2	0	4	1
Collins, Jack	0-0	2.25	2	1	0	0	4.0	3	1	1	0	4	4
Connolly, Ryan	0-1	6.48	6	1	0	0	8.1	9	8	6	2	12	9
Cook, Connor	1-1	4.34	20	1	0	1	45.2	52	33	22	2	19	36
Crinigan, Alex	0-1	6.75	1	1	0	0	5.1	10	9	4	0	1	3
DeLabio, Jacob	0-0	6.75	2	0	0	0	1.1	1	1	1	0	2	2
Donovan, Shane	1-1	6.00	3	0	0	0	3.0	6	3	2	0	2	0
Dryer, Conor	0-1	1.69	6	0	0	1	10.2	3	5	2	0	6	7
Ebben, Mitch	1-1	1.77	17	0	0	2	20.1	17	9	4	0	18	19
Erro, Alex	0-0	0.00	1	0	0	0	1.0	0	0	0	0	0	0
Frey, Zach	0-1	3.52	3	3	0	0	15.1	16	9	6	1	4	12
Gagliardi, Mike	2-0	1.00	4	1	0	0	9.0	5	1	1	0	8	6
Hope, Michael	4-1	2.45	19	1	0	4	25.2	18	8	7	0	13	27
Horton, Bubba	1-1	5.63	13	3	0	0	32.0	25	24	20	0	31	25
Hubbe, Sam	3-3	3.44	11	8	0	0	49.2	57	25	19	1	18	39
Hudson, Brad	0-0	0.00	1	0	0	0	1.0	0	0	0	0	1	0
Kesterson, Zack	2-0	2.08	3	3	0	0	17.1	15	4	4	0	6	15
Kostyshock, Jake	2-2	3.29	6	5	0	0	27.1	23	15	10	0	11	20
Lentz, Spencer	0-0	3.00	2	1	0	0	6.0	6	3	2	0	2	4
Luevano, Thomas	0-0	0.00	1	0	0	0	1.0	0	0	0	0	0	1
Madej, Mikey	1-0	3.31	9	1	0	0	16.1	16	9	6	0	14	13
Mierzwa, Jon	0-4	4.91	9	9	0	0	40.1	43	23	22	2	16	43
Prendiz, Jordan	0-0	54.00	1	0	0	0	0.2	2	4	4	0	2	0
Probst, Ben	2-1	6.08	6	2	0	0	13.1	14	9	9	0	6	7
Ragan, Mitch	0-2	3.45	3	3	0	0	15.2	15	14	6	0	5	14
Ritter, Shane	1-1	5.30	6	5	0	0	18.2	23	18	11	0	13	12
Sanderlin, Peyton	3-0	1.80	8	5	1	0	35.0	25	9	7	1	7	23
Sandoval, Zach	1-0	4.50	3	0	0	0	6.0	5	4	3	0	1	2
Simpson, Matt	0-0	13.50	1	0	0	0	0.2	0	1	1	0	2	0
Sisk, Pat	0-0	4.50	1	0	0	0	2.0	4	1	1	0	2	3
Smerz, Brett	0-0	4.50	1	0	0	0	2.0	2	1	1	0	2	3
Stutzman, Braden	0-0	54.00	1	0	0	0	0.1	1	2	2	0	2	0
Tellache, Nico	1-0	3.75	15	0	0	1	24.0	29	11	10	2	10	22
Thomas, Nate	1-0	0.00	7	0	0	2	8.0	2	0	0	0	3	10
Voss, Jacob	1-0	0.00	3	0	0	0	6.1	2	0	0	0	0	15
Wagner, Austin	6-1	1.91	11	7	0	0	47.0	41	10	10	0	11	39
Young, Jon	4-2	1.71	12	10	1	1	58.0	52	16	11	1	17	40
TEAM TOTALS	39-31	3.59	72	72	2	24	631.0	590	338	252	12	320	534

ORGANIZATION

2024 DOCK SPIDERS

HISTORY & RECORDS

2024 OPPONENTS

TEAM INFORMATION



2017 DOCK SPIDERS - 38-34 (16-20 | 22-14) - T-4th SOUTH, 14.0 GB

BATTING	G	AB	R	H	2B	3B	HR	RBI	SB	BB	K	AVG	OPS
Bartels, Carson	15	46	7	8	1	0	0	5	4	3	9	.174	.465
Braithwaite, Collin	12	42	8	15	3	0	0	5	1	5	7	.357	.889
Breaux, Joe	34	120	18	30	5	0	1	18	5	14	28	.250	.662
Bullock, Andrew	55	205	40	66	17	0	7	44	1	23	38	.322	.904
Constantine, Richard	7	21	1	4	1	0	0	1	0	2	4	.190	.499
Cornelius, Chris	44	174	35	55	10	0	3	21	4	18	45	.316	.803
Edwards, K.V.	30	104	18	22	5	0	2	13	4	9	35	.212	.587
Feliz, Eric	16	62	6	13	2	0	0	7	2	2	13	.210	.473
Fortes, Nick	54	202	32	59	12	1	2	34	4	12	12	.292	.745
Gilgenbach, Eric	54	188	24	42	7	2	9	38	2	22	62	.223	.757
Goecks, Aaron	10	30	7	6	1	0	0	2	0	6	11	.200	.585
Kesterson, Zack	18	2	0	0	0	0	0	0	0	0	1	.000	.000
Lewis, AJ	55	186	42	49	13	0	2	25	13	32	37	.263	.763
Luevano, Thomas	51	177	28	52	11	4	1	24	6	23	22	.294	.803
Lund, Chris	5	14	2	4	0	0	0	1	1	0	4	.286	.552
Mangieri, Luke	56	213	42	62	11	3	1	31	3	34	34	.291	.766
Martin, Mark	4	14	2	3	0	0	0	1	1	0	5	.214	.481
Neel, Colton	23	67	12	22	1	3	0	5	2	6	9	.328	.816
Ridout, Collin	49	164	26	39	6	1	1	18	3	18	28	.238	.622
Ronnebaum, Alex	18	52	4	9	2	0	0	1	0	2	18	.173	.430
Santana, Jason	13	49	5	13	2	0	1	11	0	1	11	.265	.656
Summerhays, Caleb	16	55	11	14	2	0	5	24	1	12	15	.255	.969
Veillon, Dyrnyn	17	62	10	19	4	1	2	7	7	6	24	.306	.868
Wills, Cory	12	42	11	11	1	2	0	4	2	5	9	.262	.721
Wulff, Brandon	47	169	35	51	11	2	9	29	5	22	40	.302	.975
TEAM TOTALS	72	2460	426	668	128	19	46	369	71	277	521	.272	.753

PITCHING	W-L	ERA	G	GS	CG	SV	IP	H	R	ER	HR	BB	K
Baker, Tristan	0-0	6.00	6	5	0	0	24.0	31	19	16	3	17	18
Barton, Jacob	2-3	5.13	8	5	0	0	26.1	25	18	15	0	11	22
Bock, Jordan	0-1	6.59	16	2	0	0	27.1	37	23	20	4	11	14
Bryant, Zach	0-0	2.89	5	0	0	0	9.1	9	3	3	0	4	9
Collins, Jack	4-1	3.68	13	7	0	0	36.2	33	21	15	2	28	29
Connolly, Ryan	3-3	5.40	12	10	0	0	48.1	46	33	29	1	35	51
Dubow, Brad	1-0	4.76	3	1	0	0	5.2	5	3	3	0	3	9
Eck, Adam	3-2	4.69	12	10	0	1	40.1	41	30	21	1	35	44
Felger, Dion	0-0	23.63	3	0	0	0	2.2	6	7	7	1	5	2
Glad, Houston	3-0	1.38	8	0	0	3	13.0	11	3	2	1	5	10
Hopman, Tyler	2-2	6.75	5	3	0	0	18.2	26	20	14	1	7	6
Huckaby, Kyle	2-6	3.83	17	3	0	0	56.1	54	32	24	2	17	51
Johnson, Connor	3-1	1.36	12	4	0	3	39.2	25	7	6	1	9	49
Jones, Tyler	0-0	7.27	3	1	0	0	8.2	16	7	7	0	7	6
Kay, Gunnar	3-1	3.42	15	3	0	0	52.2	50	26	20	2	23	44
Kesterson, Zack	5-6	3.79	17	6	1	0	59.1	52	34	25	4	21	45
Kinney, Ian	2-0	2.38	6	1	0	0	11.1	9	6	3	1	5	7
Kostyshock, Jake	0-0	2.70	3	2	0	0	10.0	7	8	3	0	7	6
Luevano, Thomas	1-0	4.50	5	0	0	0	4.0	4	2	2	0	5	4
Mierzwa, Jon	2-1	2.20	7	6	0	1	28.2	22	9	7	0	8	46
Neel, Colton	0-1	1.20	8	0	0	3	15.0	14	2	2	0	8	22
Nehring, Brady	0-0	7.88	6	0	0	0	8.0	12	7	7	0	4	2
O'Reilly, Ryan	0-0	2.25	4	0	0	0	4.0	7	1	1	0	3	5
Pascoe, Mike	0-1	1.29	11	0	0	1	14.0	7	13	2	0	11	17
Powers, Mike	1-0	7.71	3	0	0	0	4.2	5	4	4	2	3	3
Purus, Taylor	0-2	12.54	11	3	0	0	18.2	26	26	26	4	16	18
Richey, Matthew	0-1	3.65	5	0	0	0	12.1	14	10	5	0	6	11
Roehn, Jake	0-0	0.00	3	0	0	0	2.0	3	0	0	0	1	5
Yearego, Dominic	1-2	6.27	10	0	0	3	18.2	29	15	13	2	5	19
TEAM TOTALS	38-34	4.37	72	72	1	17	621.1	626	389	302	32	320	574

ORGANIZATION

2024 DOCK SPIDERS

HISTORY & RECORDS

2024 OPPONENTS

TEAM INFORMATION



2021 PLAYOFFS



GREAT LAKES Sub-Division Series
Madison Mallards over Fond du Lac 2-0

GAME 1	1	2	3	4	5	6	7	8	9	R	H	E
FDL	0	0	0	0	0	0	0	0	0	0	3	1
MAD	3	0	0	1	1	0	0	0	X	5	6	0

W: Eliot Turnquist L: Connor McKenna | Time: 2:19 Attendance: 619

GAME 2	1	2	3	4	5	6	7	8	9	R	H	E
MAD	1	2	0	0	0	1	0	0	0	4	5	1
FDL	0	0	0	0	0	0	1	0	0	1	11	2

W: Luke Hansel L: Austin Sachen | Time: 3:04 Attendance: 705



2020 PLAYOFFS (WI-IL POD CHAMPIONS)



WISCONSIN-ILLINOIS POD Championship
Fond du Lac over La Crosse Loggers 1-0

	1	2	3	4	5	6	7	8	9	R	H	E
LAC	2	0	1	0	0	0	0	0	0	3	4	4
FDL	0	0	3	3	2	1	0	5	X	14	15	2

W: Evan Sankey L: Zach Pronschinske | Time: 3:29 Attendance: 530



WISCONSIN-ILLINOIS POD Semifinals
Fond du Lac over Green Bay Booyah 1-0

	1	2	3	4	5	6	7	8	9	R	H	E
GB	0	1	1	0	2	0	0	0	0	4	6	3
FDL	0	1	0	2	0	0	4	2	X	9	7	1

W: Ryan Robinson L: Jack Sauser | Time: 3:04 Attendance: 479



2018 PLAYOFFS (NWL CHAMPIONS)



SUMMER COLLEGIATE WORLD SERIES

Fond du Lac over Duluth Huskies 2-1

GAME 1	1	2	3	4	5	6	7	8	9	R	H	E
DUL	0	0	0	0	0	0	0	0	0	0	3	0
FDL	0	0	0	0	3	0	0	0	X	3	5	0

W: Connor Cook L: Troy Newell | Time: 2:22 Attendance: 789

GAME 2	1	2	3	4	5	6	7	8	9	R	H	E
FDL	0	1	0	0	0	0	0	0	0	1	5	2
DUL	0	2	5	0	1	0	0	0	X	8	9	0

W: Jack Corbell L: Jacob Kostyshock | Time: 3:01 Attendance: 1079

GAME 3	1	2	3	4	5	6	7	8	9	R	H	E
FDL	0	0	0	1	0	1	2	0	0	4	6	2
DUL	0	0	0	2	0	1	0	0	0	3	10	1

W: Jon Young L: Kieran Shaw SV: Michael Hope | Time: 3:12 Attendance: 1464



GREAT LAKES Divisional Championship

Fond du Lac over Kalamazoo Growlers 1-0

	1	2	3	4	5	6	7	8	9	R	H	E
FDL	0	1	1	0	1	0	0	0	0	3	10	1
KZO	0	0	1	0	0	0	0	0	0	1	5	0

W: Sam Hubbe L: Brennan Cox SV: Michael Hope | Time: 2:55 Attendance: 896



GREAT LAKES Sub-Division Series

Fond du Lac over Madison Mallards 1-0

	1	2	3	4	5	6	7	8	9	R	H	E
FDL	1	3	3	0	1	7	0	2	0	17	18	0
MAD	0	0	0	1	3	0	1	0	0	5	9	4

W: Peyton Sanderlin L: Cole O'Connor | Time: 3:48 Attendance: 2,220

A photograph of three baseball players on a field. Two players in light blue uniforms are on the left, one with the number 15. A player in a grey uniform is on the right. They are all smiling and appear to be celebrating. The word "OPPONENTS" is overlaid in white text with a gold underline.

OPPONENTS



2024 NORTHWOODS LEAGUE



GREAT LAKES DIVISION

- East Division -
- Battle Creek Battle Jacks
- Kalamazoo Growlers
- Kenosha Kingfish
- Kokomo Jackrabbits
- Rockford Rivets
- Royal Oak Leprechauns
- West Division -
- Fond du Lac Dock Spiders
- Green Bay Rockers
- Madison Mallards
- Lakeshore Chinooks
- Wausau Woodchucks
- Wisconsin Rapids Rafter

GREAT PLAINS DIVISION

- East Division -
- Duluth Huskies
- Eau Claire Express
- La Crosse Loggers
- Minnesota Mud Puppies
- Thunder Bay Border Cats
- Waterloo Bucks
- West Division -
- Bismarck Larks
- Mankato MoonDogs
- Rochester Honkers
- St. Cloud Rox
- Willmar Stingers
- Badlands Big Sticks
- Minot Hot Tots

2024 DOCKSPIDERS OPPONENTS MILEAGE CHART

	BC	FDL	GB	KZO	LAC	DUL	LAK	MAD	MIN	WAS	WIR
Battle Creek	---	328	376	27	454	635	282	327	520	449	415
Fond du Lac	328	---	57	306	170	357	55	76	236	125	103
Green Bay	376	57	---	355	200	330	97	140	266	103	98
Kalamazoo	27	306	355	---	431	613	253	292	499	439	393
La Crosse	454	170	200	431	---	236	207	141	72	145	97
Duluth	635	357	330	613	236	---	393	331	224	237	249
Lakeshore	282	55	97	253	207	393	---	89	273	175	153
Madison	327	76	140	292	141	331	89	---	205	143	108
Minnesota	520	236	266	499	72	224	273	205	---	193	163
Wausau	449	125	103	439	145	237	175	143	193	---	49
Wis. Rapids	415	103	98	393	97	249	153	108	163	49	---

NORTHWOODS LEAGUE CHAMPIONS

2023	Green Bay Rockers	2015	Kenosha Kingfish	2005	Thunder Bay Border Cats
2022	Kalamazoo Growlers	2014	Lakeshore Chinooks	2004	Madison Mallards
2021	Traverse City Pit Spitters	2013	Madison Mallards	2003	Wisconsin Woodchucks
2020	Fond du Lac Dock Spiders	2012	La Crosse Loggers	2002	Waterloo Bucks
2020	Kalamazoo Mac Daddies	2011	Battle Creek Bombers	2001	Wisconsin Woodchucks
2020	Bismarck Larks	2010	Eau Claire Express	2000	St. Cloud River Bats
2019	Traverse City Pit Spitters	2009	Rochester Honkers	1999	Rochester Honkers
2018	Fond du Lac Dock Spiders	2008	Thunder Bay Border Cats	1998	St. Cloud River Bats
2017	Wisconsin Rapids Rafter	2007	St. Cloud River Bats	1997	Rochester Honkers
2016	Wisconsin Rapids Rafter	2006	Rochester Honkers	1996	Waterloo Bucks



Battle Creek BATTLE JACKS

ESTABLISHED

2007

CHAMPIONSHIPS

2011

189 Bridge St, Battle Creek, MI

Phone: (269) 962-0735

battlejacksbaseball.com

@BCBattleJacks

TEAM INFORMATION

Ballpark C.O. Brown Stadium (o. 1990)
 Capacity 2,193
 Dimensions LF - 322, CF - 402, RF - 333

2023 Record 26-46 (10-24 | 16-22), 5th Great Lakes East, 21.0 GB
 2023 Playoffs Missed
 2023 Attendance 32,457 (avg. 927) - 17th

Owner Brian Colopy

2024 MATCHUPS

6/7 5:35 @ Battle Creek
 6/8 5:35 @ Battle Creek
 6/20 11:35 & 6:35 @ Fond du Lac



FIELD MANAGER

Ben Harley 1st Season
 Career Record/Playoff App 0-0 / N/A


Hitting Coach Colton Kelly (1st)
 Bullpen Coach Evan Bates (1st)

2023 HEAD-TO-HEAD RESULTS

DID NOT PLAY

ALL-TIME RESULTS

Year	Total
2023	3-1
2022	--
2021	--
2020	--
2019	3-1
2018	5-3
2017	5-3
Overall	16-8





Green Bay ROCKERS

ESTABLISHED

2007

CHAMPIONSHIPS

2023

2231 Holmgren Way, Green Bay, WI

Phone: (920) 497-7225

greenbayrockers.com

@gbrockers

TEAM INFORMATION

Ballpark Capital Credit Union Park (o. 2019)
 Capacity 3,359
 Dimensions LF - 338, CF - 415, RF - 282

2023 Record 41-31 (21-15 | 20-16), 1st Great Lakes West
 2023 Playoffs Won Championship
 2023 Attendance 52, 271 (avg. 1,508) - 9th

Owner Mark Skogen
 Vice President/General Manager John Fanta

2024 MATCHUPS

5/31 6:35 @ Fond du Lac
 6/1 6:35 @ Fond du lac
 6/13 6:35 @ Green Bay
 6/14 6:35 @ Fond du lac
 6/18 6:35 @ Fond du Lac
 6/19 6:35 @ Fond du lac
 7/7 1:05 @ Green Bay
 7/8 6:35 @ Green Bay
 7/17 6:35 @ Green Bay
 7/20 3:05 @ Green Bay
 7/21 1:05 @ Green Bay



FIELD MANAGER

Chris Krepline 3rd Season
 Career Record/Playoff App. 81-66 / 1 app (2023)

Pitching Coach Josh Teichroew (1st)
 Hitting/3rd Base Coach Cody Hartman (3rd)
 Assistant/1st Base Coach Nathan Bonter (2nd)

2023 HEAD-TO-HEAD RESULTS (GREEN BAY WIN 4-8)

Date	Site	W/L	Score	Date	Site	W/L	Score	Date	Site	W/L	Score
5/29	FDL	L	12-10	6/26	GB	L	4-3	7/31	FDL	L	3-0
5/30	GB	W	9-5	6/27	FDL	W	3-2	8/2	GB	W	10-3
6/6	GB	L	0-4	7/8	FDL	W	7-3	8/9	GB	L	9-3
6/7	GB	W	5-4	7/9	GB	W	10-9	8/10	GB	L	6-4

ALL-TIME RESULTS

Year	Total
2023	4-8
2022	7-5
2021	7-5
2020	8-4
2019	5-7
2018	7-1
2017	6-2
Overall	33-19





Lakeshore CHINOOKS

ESTABLISHED

2012

CHAMPIONSHIPS

2014

N83W13280 Leon Road, Menomonee Falls, WI

Phone: (262) 618-4659

lakeshorechinooks.com

@LS_Chinooks

TEAM INFORMATION

Ballpark Kapco Park (o. 2012)
 Capacity 3,000
 Dimensions LF - 317, CF - 404, RF - 319

2023 Record 31-39 (14-20 | 13-24), 5th Great Lakes West, 10.5 GB
 2023 Playoffs Missed
 2023 Attendance 33,909 (avg. 969) - 15th

Owner David Casey, Todd Kolosso
 General Manager Eric Snodgrass
 Assistant General Manager Robert Rothe

2024 MATCHUPS

6/23 1:05 @ Fond du Lac
 6/24 6:35 @ Lakeshore
 7/1 6:35 @ Fond du Lac
 7/2 6:35 @ Lakeshore
 7/3 6:35 @ Fond du Lac
 7/25 6:35 @ Lakeshore
 7/26 6:35 @ Lakeshore
 8/3 6:35 @ Fond du Lac
 8/4 1:05 @ Fond du Lac



FIELD MANAGER

Travis Cho 3rd Season
 Career Record/Playoff App. 63-80 / None

2023 HEAD-TO-HEAD RESULTS (DOCK SPIDERS WIN 9-3)

Date	Site	W/L	Score	Date	Site	W/L	Score	Date	Site	W/L	Score
6/21	LAK	W	6-5	7/15	FDL	L	22-3	7/27	LAK	W	11-7
6/3	LAK	W	6-4	6/16	FDL	W	8-4	7/28	FDL	W	10-4
6/24	LAK	L	8-6	7/20	FDL	W	3-0	8/11	FDL	W	8-7
6/25	FDL	L	9-5	7/21	LAK	W	5-4	8/12	LAK	W	7-4

ALL-TIME RESULTS

Year	Total
2023	9-3
2022	5-7
2021	8-3
2020	--
2019	7-5
2018	5-3
2017	3-5
Overall	23-16





Duluth Huskies

ESTABLISHED

2003

CHAMPIONSHIPS

--

101 N 35th Ave W, Duluth, MN 55807

Phone: (765) 457-5000

huskiesbaseball.com

@DuluthHuskies

ORGANIZATION

TEAM INFORMATION

Ballpark Frank Wade Municipal Stadium (o. 1941)

Capacity 4,200

Dimensions LF - 340, CF - 280, RF - 340

2023 Record 36-32 (16-16 | 20-16), 3rd Great Plains East

2023 Playoffs Missed

2023 Attendance 29,822 (avg. 794) - 21st

Owner/ General Manager Michael S. Rosenzweig

Assistant General Manager Taylor Terfehr

Assistant General Manager KC Snyder



FIELD MANAGER

Marcus Pointer 1st Season

Career Record/Playoff App. 0-0 / N/A

Jake Pashby Assistant Coach (3rd)

2024 DOCK SPIDERS

HISTORY & RECORDS


2023 HEAD-TO-HEAD RESULTS

DID NOT PLAY

2024 OPPONENTS

ALL-TIME RESULTS

Year	Total
2023	--
2022	--
2021	--
* Two Teams have never met *	
Overall	--



TEAM INFORMATION



Kalamazoo GROWLERS

ESTABLISHED

2013

CHAMPIONSHIPS

2022

251 Mills St, Kalamazoo, MI

Phone: (269) 492-9966

growlersbaseball.com

@kzoogrowlers

TEAM INFORMATION

BallparkHomer Stryker Field (o. 1962)
 Capacity.....4,000
 Dimensions.....LF - 290, CF - 400, RF - 330

2023 Record.....46-24 (21-13 | 25-11), 1st Great Lakes East
 2023 Playoffs.....Lost to Kalamazoo Sub-Divisional Series (Best of 3) 2-1

2023 Attendance.....92,065 (avg. 2,630) - 2nd

Owner.....Brian Colopy
 Assistant General Manager Kevin Timmer

2024 MATCHUPS

6/94:05 @ Kalamazoo
 6/10.....5:35 @ Kalamazoo
 7/30.....6:35 @ Fond du Lac
 7/31.....6:35 @ Fond du Lac



FIELD MANAGER

Cody Piechocki9th Season (2017-Pres)
 Career Record/Playoff App.....254-240 / 5 (2018, 19, 20,22,23)

Assistant Coach.....Nate Wargolet (1st)
 Hitting Coach.....Nick Mayerhofer (1st)
 Pitching CoachAdam Kowalski (1st)

2023 HEAD-TO-HEAD RESULTS

DID NOT PLAY

ALL-TIME RESULTS

Year	Total
2023	--
2022	2-2
2021	--
2020	--
2019	3-1
2018	4-4
2017	4-4
Overall	13-11 [.550]





Madison MALLARDS

ESTABLISHED

2001

CHAMPIONSHIPS

2004, 2013

2920 N. Sherman Ave, Madison, WI

Phone: (608) 246-4277

MallardsBaseball.com

@MadisonMallards

TEAM INFORMATION

Ballpark Warner Park (o. 1982)
 Capacity 6,750
 Dimensions LF - 308, CF - 380, RF - 290

2023 Record 39-32 (15-18 | 24-14), 3rd Great Lakes West, 1.5 GB
 2021 Playoffs Lost to Kalamazoo Sub-Divisional Series (Best of 3) 2-0
 2023 Attendance 228,692 (avg. 6,353) - 1st

Owner Steve Schmitt
 President Vern Stenman
 Chief Operating Officer Conor Caloia

2024 MATCHUPS

6/11 6:35 @ Fond du Lac
 6/12 6:05 @ Madison
 6/15 6:05 @ Madison
 6/16 1:05 @ Fond du Lac
 7/9 6:35 @ Fond du Lac
 7/10 6:35 @ Madison
 8/5 6:05 @ Madison
 8/6 6:35 @ Fond du Lac



FIELD MANAGER

Donnie Scott 11th Season (2013-Pres)
 Career Record/Playoff App. 314-251 / 3 (2016, 18, 19)

Assistant Coach info@dockspiders.com
 Pitching Coach info@dockspiders.com

2023 HEAD-TO-HEAD RESULTS (EVEN 6-6)

Date	Site	W/L	Score	Date	Site	W/L	Score	Date	Site	W/L	Score
5/31	MAD	L	9-4	6/19	FDL	L	7-2	7/29	MAD	W	4-3
6/1	FDL	L	6-5	6/20	MAD	L	15-8	7/30	FDL	W	14-1
6/12	FDL	L	8-6	6/29	FDL	W	13-11	8/5	FDL	L	8-4
6/13	MAD	W	5-1	7/17	MAD	W	4-3	8/6	MAD	L	10-4

ALL-TIME RESULTS

Year	Total
2023	6-6
2022	8-4
2021	7-5
2020	--
2019	4-8
2018	1-7
2017	4-4
Overall	30-34





Wausau WOODCHUCKS

ESTABLISHED

1994

CHAMPIONSHIPS

2001, 2003

2401 N 3rd St, Wausau, WI

Phone: (715) 845-5055

woodchucks.com

@ChucksBaseball

TEAM INFORMATION

Ballpark Athletic Park (o. 1936)
 Capacity 7,000
 Dimensions LF - 316, CF - 360, RF - 316

2023 Record 35-37 (20-15 | 15-22), 4th Great Lakes West Division
 2023 Playoffs Missed
 2023 Attendance 44,065 (avg. 1,224) - 11th

Owner Mark MacDonald
 President/General Manager Ryan Treu
 Assistant General Manager Traci Wisz

2024 MATCHUPS

5/30 1:05 @ Fond du Lac
 5/31 6:35 @ Wausau
 6/12 1:05 @ Wausau
 6/13 6:35 @ Fond du Lac
 6/25 6:05 @ Wausau
 6/26 1:05 @ Fond du Lac
 7/23 6:35 @ Fond du Lac
 7/24 1:05 @ Fond du Lac
 7/30 6:35 @ Fond du Lac
 7/31 1:05 @ Wausau
 8/6 6:05 @ Wausau
 8/7 1:05 @ Wausau



FIELD MANAGER


Brock Moss 2nd Season
 Career Record/Playoff App. 35-37 / None

2023 HEAD-TO-HEAD RESULTS (WASSAU WIN 6-5)

Date	Site	W/L	Score	Date	Site	W/L	Score	Date	Site	W/L	Score
6/4	WIS	L	4-1	6/30	WIS	L	2-1	7/12	FDL	W	6-1
6/5	WIS	L	7-6	7/1	FDL	W	10-3	7/12	WIS	L	9-1
6/17	WIS	L	11-2	7/4	FDL	W	7-3	8/7	FDL	L	6-11
6/18	FDL	W	1-0	7/5	FDL	L	16-8	8/8	WIS	W	11-4

ALL-TIME RESULTS

Year	Total
2023	5-6
2022	6-6
2021	9-3
2020	6-2
2019	7-5
2018	5-3
2017	6-2
Overall	44-27





Wisconsin Rapids RAFTERS

ESTABLISHED

2010

CHAMPIONSHIPS

2016

521 Lincoln Street, Wisconsin Rapids, WI

Phone: (715) 424-5400

RaftersBaseball.com

@RaftersRafters

TEAM INFORMATION

Ballpark Witter Field (c. 1928)

Capacity 1,588

Dimensions LF - 320, CF - 375, RF - 320

2023 Record 40-31 (20-15 | 20-16), 3rd Great Lakes West, 0.5 GB

2023 Playoffs Missed

2023 Attendance 32,053 (avg. 890) - 20th

Owner Joe Fonti, Vince Fonti Jr.

General Manager Ken Day

Assistant General Manager Trevor Lakins

2024 MATCHUPS

6/14 6:35 @ Fond du Lac

6/15 6:35 @ Fond du Lac

6/21 6:35 @ Wisconsin Rapids

6/22 6:35 @ Wisconsin Rapids

7/10 1:05 @ Fond du Lac

7/11 6:35 @ Wisconsin Rapids

7/21 6:35 @ Fond du Lac

7/22 6:35 @ Fond du Lac

8/8 6:35 @ Wisconsin Rapids

8/9 6:35 @ Wisconsin Rapids

8/12 6:35 @ Wisconsin Rapids

8/13 6:35 @ Fond du Lac



FIELD MANAGER

Kirk Shrider 4th Season (2021-Pres)

Career Record/Playoff App. 38-34 / None

Pitching Coach Brian Dyer (2nd)

Hitting Coach Orlando Rodriguez (2nd)

2023 HEAD-TO-HEAD RESULTS (RAFTERS WIN 9-3)

Date	Site	W/L	Score	Date	Site	W/L	Score	Date	Site	W/L	Score
6/2	FDL	W	9-6	7/2	FDL	L	2-0	7/22	FDL	L	6-1
6/3	FDL	L	1-0	7/3	WIR	W	6-2	7/23	WIS	L	5-3
6/22	FDL	L	3-1	7/13	WIS	W	2-1	8/3	WIS	L	7-6
6/23	WIR	L	3-1	7/14	WIS	L	8-6	8/4	FDL	L	2-0

ALL-TIME RESULTS

Year	Total
2023	3-9
2022	2-10
2021	5-7
2020	3-5
2019	4-8
2018	5-3
2017	3-5
Overall	25-47





Minnesota Mud Puppies

ESTABLISHED

1994

CHAMPIONSHIPS

--

Eagan, MN
Minnesota-Mud-Puppies.com
@MudPuppiesBball

TEAM INFORMATION

The Minnesota Mud Puppies are unique in that they will play a 44-game road only schedule. The team will be based out of the Twin Cities region of Minnesota, with all players living or staying locally with family.

2023 Record.....12-32 (6-13 | 6-19), 5th Great Plains West, 27.5 GB
2023 Playoffs.....Missed

2024 MATCHUPS

7/14 1:05 @ Fond du Lac
7/15 6:35 @ Fond du Lac



FIELD MANAGER

Brendan Dye 1st Season (2023-Pres)
Career Record/Playoff App..... 0-0 / None

ALL-TIME RESULTS

* Two Teams have never met *





La Crosse Loggers

ESTABLISHED

2003

CHAMPIONSHIPS

2012

1225 Caledonia Street, La Crosse, WI

Phone: (608) 796-9553

la-crosse-loggers.com

@laxloggers

ORGANIZATION

TEAM INFORMATION

Ballpark	Copeland Park (o. 2003)
Capacity	4,000
Dimensions	LF - 325, CF - 365, RF - 315

2023 Record..... 40-28 (13-21 | 27-7), 1st Great Plains East

2023 Playoffs..... Lost to St. Cloud Divisional Championship 9-8

2023 Attendance..... 78,098 (avg. 2,169) - 5th

Owner..... Dan Kapanke/ Ruth Kapanke

President:..... Chris Goodell

Assistant General Manager..... Ben Kapanke

2024 MATCHUPS

7/25.....	6:35 @ La Crosse
7/26.....	6:35 @ La Crosse
8/3.....	6:35 @ Fond du Lac
8/4.....	1:05 @ Fond du Lac

2024 DOCK SPIDERS



FIELD MANAGER

Josh Frye..... 2nd Season (2023-Pres)

Career Record/Playoff App..... 42-29 / 1 (2023)

Assistant Coach..... Colton Bond (1st)

Pitching Coach..... Devin Burke (1st)

HISTORY & RECORDS

2023 HEAD-TO-HEAD RESULTS

DID NOT PLAY

2024 OPPONENTS

ALL-TIME RESULTS

Year	Total
2023	--
2022	--
2021	--
2020	7-1
2019	--
2018	--
2017	--
Overall	7-1



TEAM INFORMATION



TEAM INFORMATION



HERR-BAKER FIELD

Address.....	980 E Division St, Fond du Lac, WI
Opened.....	2013
Capacity.....	1,500
Dimensions.....	LF - 330, CF - 400, RF - 330
First Dock Spiders Game.....	June 1, 2017 vs. Wisconsin Rapids, W 4-1

ATTENDANCE

2023.....	32,659 (avg. 907) - 19th
2022.....	33,898 (avg. 942) - 16th
2021.....	29,007 (avg. 853) - 15th
2020.....	9,120 (avg. 397) - 13th
2019.....	33,412 (avg. 975) - 18th
2018.....	32,598 (avg. 906) - 16th
2017.....	31,578 (avg. 929) - 20th



The Dock Spiders have called Herr-Baker Field home since joining the Northwoods League for the 2017 season. Originally built in 2013 as the home for Marian University baseball, the Dock Spiders added \$1.5 million in improvements to the ballpark before their first year. These improvements saw 500 seats added on the first and third base lines, a new press box and new fan facilities. In 2018, the Dock Spiders also added a 16-foot-tall video board beyond the left field wall.

Herr-Baker Field is named after former Marian baseball coach Ron Herr and the Baker family, who are longtime benefactors at St. Mary's Springs High School, who also uses the field. Marian retired Herr's number 18 in 2001, after 12 years as an assistant coach and two as the head coach. During his tenure, the Sabres won 12 conference title and made their first NCAA Division 3 tournament appearance in 2000.

Not just a coach, Herr played for six seasons in the Milwaukee/Atlanta Braves farm system, reaching as high as Double-A with the Austin Braves before arm injuries ended his career in 1967. After his playing career, Herr got his start in coaching, first as a batting practice pitcher for the Milwaukee Brewers in 1970. He then was involved with the Sheboygan A's, now a collegiate summer league team, as a player, coach and manager for over 35 years. Herr was inducted into the A's Hall of Fame in 1995.



Since the Dock Spiders joined the Northwoods League in 2017, Herr-Baker Field has welcomed over 200,000 fans, including over 30,000 in five different seasons. The Dock Spiders also clinched their 2020 Wisconsin-Illinois Championship at Herr-Baker Field over La Crosse, marking the first title won at the ballpark after they clinched the 2018 title at Wade Stadium in Duluth, MN.



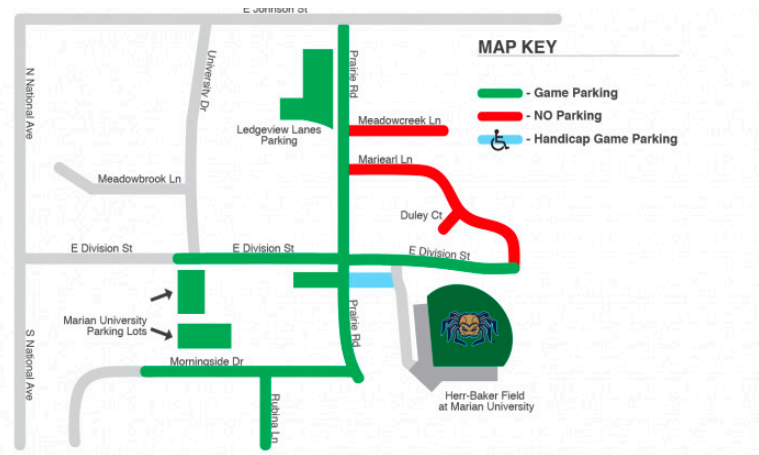
SEATING/DIRECTIONS

HERR-BAKER FIELD MAP

- Box Seats
- Bleacher Seats
- Patio Tables
- 1st Base Pre-Game Picnic
- Horicon bank VIP Suites
- Rooftop Picnic Deck
- Bud Light Seltzer
- All-You-Can-Eat Seats
- Fan Assistance Booth



PARKING



2024 GAME TIMES (GATES OPEN)

	Standard
Monday-Saturday	6:35 p.m. (5:00 p.m.)
Sunday	1:05 p.m. (12:00 p.m.)

	Exceptions
Monday, May 27	1:05 p.m. (12:00 p.m.)
Thursday, May 30	11:35 a.m. (10:00 a.m.)
Tuesday, June 20	11:35 p.m. (Doubleheader) (10:00 a.m.)

ORGANIZATION

2024 DOCK SPIDERS

HISTORY & RECORDS

2024 OPPONENTS

TEAM INFORMATION



IMPORTANT NUMBERS

Dock Spiders Front Office

Phone 920-907-9833
 Email..... info@dockspiders.com

Who to Contact

John Baldrige

Broadcaster, Director of Media Relations
 Phone 502-749-6626
 Email..... dockspidersradio@gmail.com

Jim Misudek

General Manager
 Phone 920-907-9833
 Email..... jmisudek@dockspiders.com

PRESS BOX: The press box is located behind home plate at Herr-Baker Field. Rosters, stat packs, game notes and lineups will be available to all working media. If you require any additional materials, please contact John Baldrige (dockspidersradio@gmail.com). Up-to-date stats for all Northwoods League teams can be found at <https://northwoodsleague.com/scoreboard/>.

CREDENTIALS: All credential requests should be emailed to John Baldrige (dockspidersradio@outlook.com) no less than 24 hours prior to first pitch. Full-season credentials can be picked up on Opening Day or at the Dock Spiders front office. Daily Credentials will be left at Will Call at Herr-Baker Field. Photo ID will be required at time of pick up.

INTERVIEWS: All interviews conducted with players and coaches will be organized via email and telephone with John Baldrige, who will coordinate times and make coaches and players available as requested. Media is asked to submit their player requests as far in advance as possible to ensure availability. **No one will be permitted to interview starting pitchers on the day of their start.**

DOCK SPIDERS ON THE AIR

John Baldrige | Broadcaster, Director of Media Relations | @johnrbaldrige



John Baldrige joins the Dock Spiders for the 2024 season as the team's broadcaster and Director of Media Relations after spending 2023 with the Cincinnati Steam (Great Lakes League) as a media relations assistant. Baldrige will serve as the Voice of the Dock Spiders on Northwoods League TV. The Louisville, Kentucky native is currently a rising senior at Xavier University in Cincinnati, Ohio. In the past year, with the support of the athletic department he started student radio for the first time in recent history at Xavier and serves as

the lead broadcaster for Xavier Musketeers women's basketball and baseball on Xavier University Sports Radio.

Previously, Baldrige helped with social media, along with serving as the lead broadcaster for the Steam. Baldrige started his broadcasting career working for the ESPN radio station in Louisville and also currently calls games for Glicod Media in Kentucky where he served as a play-by-play announcer for football and basketball.

WHERE TO LISTEN AND WATCH

Dock Spiders fans can catch every game on the Northwoods League Baseball Network by visiting <https://portal.stretchinternet.com/nwldockspiders/>. Fans can download the NWL TV app on Apple TV, Android TV, Amazon Firestick and Roku to watch live from the living room! Select games can also be streamed on the ESPN+ app.

All games will feature a pregame and postgame show including an interview of the day during the Dock Spiders Pregame Show featuring players, coaches and Dock Spiders staff members.



2018 Season Tickets

2018 SEASON TICKETS

TEAM	W	L	PTS
DOCK SPIDERS	1	1	1
WISCONSIN	1	1	1
INDIANA	1	1	1
ILLINOIS	1	1	1
MICHIGAN	1	1	1
MINNESOTA	1	1	1
OHIO	1	1	1
PENNSYLVANIA	1	1	1
TEXAS	1	1	1
VIRGINIA	1	1	1
WASHINGTON	1	1	1
WEST VIRGINIA	1	1	1
WISCONSIN	1	1	1
ILLINOIS	1	1	1
INDIANA	1	1	1
MICHIGAN	1	1	1
MINNESOTA	1	1	1
OHIO	1	1	1
PENNSYLVANIA	1	1	1
TEXAS	1	1	1
VIRGINIA	1	1	1
WASHINGTON	1	1	1
WEST VIRGINIA	1	1	1

HOKCOMBANK