



GAME NOTES

NORTHWEST ARKANSAS NATURALS

3000 GENE GEORGE BLVD • SPRINGDALE, AR 72762 • PH: 479.927.4900 • FAX: 479.756.8088

WWW.NWANATURALS.COM /NATURALS NWANATURALS @NWANATURALS



NORTHWEST ARKANSAS NATURALS (23-35, 54-72) @ WICHITA WIND SURGE (35-23, 70-56)

RHP Andrew Hoffmann (8 GS, 2-3, 5.87 ERA) @ LHP Kody Funderburk (14 GS, 8-5, 3.24 ERA)

Wednesday, September 7th, 2022 • 7:05 PM (CT) First Pitch • Riverfront Stadium • Wichita, Kansas

Game 127 of 137 • Road Game 65 of 69 • Road Record: 30-34 • Night Game Record: 43-61 • North Division Record: 34-50 • 2nd Half Record: 23-35

Streak: W1 • Last 5: 3-2 • Last 10: 6-4 • Home Record: 24-38 • Day Game Record: 11-11 • South Division Record: 20-22 • 1st Half Record: 31-37

Listen: www.milb.com/northwest-arkansas/fans/audio-listen-live • Watch: MilB.tv

UPCOMING GAMES & PITCHING PROBABLES

Thursday, September 8, 2022 @ Wichita 7:05 p.m. CT
Friday, September 9, 2022 @ Wichita 7:05 p.m. CT
Saturday, September 10, 2022 @ Wichita 6:05 p.m. CT

LHP T.J. Sikkema (6 GS, 0-4, 7.94 ERA) @ LHP Aaron Rozek (3 GS, 0-0, 6.52 ERA)
RHP Jon Bowlan (GS, 1-2, 6.75 ERA) @ LHP Brent Headrick (6 GS, 2-3, 4.85 ERA)
RHP Alec Marsh (23 GS, 1-14, 7.50 ERA) @ RHP Daniel Gossett (2-1, 2.34 ERA)

BY THE NUMBERS					
(UNDERLINE INDICATES M.L.B. LEADER) (BOLD INDICATES DOUBLE-A LEADER) (ITALICS INDICATES DOUBLE-A WORST)					
.258 (7th)	AVG >	.259 (6th)	5.98 (9th)	ERA >	4.17 (1st)
.729 (3rd)	<	R 682 (15th)	<u>1.67 (10th)</u>	WHIP >	1.41 (3rd)
1.098 (6th)	<	H 1,083 (7th)	.273 (8th)	AVG >	.246 (4th)
150 (7th)	HR >	156 (15th)	1101.0 (17th)	IP >	102.1 (5th)
585 (4th)	<	BB 582 (5th)	1,181 (8th)	H >	1,038 (4th)
1,191 (9th)	K >	1,158 (6th)	824 (9th)	R >	588 (2nd)
167 (1st)	<	SB 158 (3rd)	157 (8th)	HR >	119 (2nd)
.352 (5th)	OBP >	.357 (3rd)	<i>658 (10th)</i>	BB >	520 (6th)
.423 (7th)	SLG >	.428 (5th)	1,116 (7th)	K >	1,210 (2nd)
.775 (6th)	OPS >	.785 (13rd)	6 (15th)	SHO	6 (15th)

SERIES HISTORY	
NWA ALL-TIME vs. Wind Surge.....	17-19 (.472)
NWA ALL-TIME in Springdale.....	7-10 (.412)
NWA ALL-TIME in Wichita.....	10-9 (.526)
2022 vs. Wind Surge.....	7-11 (.389)
2022 in Springdale.....	4-7 (.363)
2022 in Wichita.....	3-4 (.429)

DATE	H/R	SCORE	WIN	LOSS	SAVE
4/12/22	H	W, 8-6	D. Biasi	B. Lawson	Á. Sotillet
4/13/22	H	W, 8-5	C. Cosby	A. Scherff	-
4/14/22	H	L, 7-1	L. Varland	D. Parrish	-
4/15/22	H	L, 4-2	S. Woods Richardson	A. Veneziano	A. Schuller
4/16/22	H	L, 6-5 (10)	A. Angulo	Z. Willeman	S. Klimek
4/17/22	H	L, 5-1	T. Viza	A. Lacy	-
5/10/22	H	W, 7-4	D. Biasi	S. Klimek	Y. Del Rosario
5/11/22	H	L, 4-3	K. Funderburk	Á. Zerpa	A. Schuller
5/12/22	H	L, 10-4	L. Varland	P. Smith	-
5/13/22	R	W, 7-0	D. Parrish	S. Woods Richardson	-
5/14/22	H	L, 7-6	B. Gross	H. Capps	A. Schuller
5/15/22	H	Cancelled/Rain	-	-	-
7/26/22	R	L, 9-3	C. Laweryson	N. Murdock	D. Bentley
7/27/22	R	W, 5-0	D. Biasi	C. Legumina	-
7/28/22	R	L, 10-2	S. Gipson-Long	J. Bowlan	-
7/29/22	R	W, 3-2	A. Veneziano	L. Varland	Y. Del Rosario
7/30/22	R	L, 11-3	C. Laweryson	A. Marsh	-
7/31/22	R	L, 5-3	O. German	N. Webb	-
9/6/22	R	W, 5-1	J. Dipoto	H. McMahon	-
9/7/22	R	-	-	-	-
9/8/22	R	-	-	-	-
9/9/22	R	-	-	-	-
9/10/22	R	-	-	-	-
9/11/22	R	-	-	-	-

NATURALS PR DEPARTMENT • NATURALS@GMAIL.COM
Dustin Dethlefs – Director, Marketing & PR – dustin@nwanaturals.com
Nicholas Badders – Broadcaster/Media Relations/Baseball Ops – nicholas@nwanaturals.com
Adam Annarotone – Creative Services Coordinator – adam@nwanaturals.com
Game Notes Compiled by Nicholas Badders

YESTERDAY'S GAME

		1	2	3	4	5	6	7	8	9	R	H	E	LO
	NW Arkansas	0	0	0	0	0	0	0	2	3	5	8	0	3
	Wichita	0	0	0	0	0	0	0	1	0	1	8	2	7

Win: Jonah Dipoto (3-0) Loss: Hunter McMahon (0-1) Save: None

WICHITA, KS – After a quality start from left-hander **Anthony Veneziano**, Northwest Arkansas Naturals left fielder **Tyler Gentry** drove in all five runs in a 5-1 win over the Wichita Wind Surge Tuesday evening.

- Veneziano set the tone early, with 6.0 scoreless innings, as he allowed six hits and one walk, with four strikeouts. It was the left-hander's team-best seventh quality start of the season, though he did not receive any run support, as the game found itself tied 0-0 through the end of seven innings.
- After reliever **Jonah Dipoto** kept Wichita off the board in the bottom of the seventh, **Diego Hernández** opened the eighth inning with a bunt single, then Gentry drove him in with a two-run home run to left field, his 15th with the Naturals and 20th overall this year.
- Dipoto was unable to get an out in the bottom of the eighth, as the Wind Surge loaded the bases with a run in and no outs in the inning. **Kasey Kalich** recorded a strikeout and double play to work out of the inning and the Naturals entered the ninth up 2-1.
- Three walks in the top of the ninth loaded the bases for Gentry with one out, as he ripped a double down the left field line, scoring **Jeison Guzmán**, **Morgan McCullough** and Hernández to push the score to the 5-1 that held to be final.
- Kalich walked the leadoff man in the bottom of the ninth, then **Emilio Márquez** came on and recorded the final three outs on 10 pitches, as Northwest Arkansas took the series opener with Wichita.

NATURALS HITTING LEADERS

- GAMES**..... Tucker Bradley (110)
- AT-BATS**..... Tucker Bradley (396)
- RUNS**..... Nick Loftin (78)
- HITS**..... Tucker Bradley (116)
- TOTAL BASES**..... Bradley & Glendinning (180)
- DOUBLES**..... Maikel Garcia (24)
- TRIPLES**..... Bradley & Matias (3)
- HOME RUNS**..... Robbie Glendinning (19)
- RUNS BATTED IN**..... Robbie Glendinning (76)
- WALKS**..... Robbie Glendinning (66)
- STRIKEOUTS**..... Robbie Glendinning (156)
- STOLEN BASES**..... Maikel Garcia (27)
- BATTING AVERAGE**..... Tucker Bradley (.293)
- ON-BASE %**..... Tucker Bradley (.382)
- SLUGGING %**..... Robbie Glendinning (.456)
- OPS**..... Tucker Bradley (.837)

NATURALS PITCHING LEADERS

- WINS**..... Del Rosario & Biasi (6)
- LOSSES**..... # Alec Marsh (14)
- ERA**..... Anthony Veneziano (5.96)
- GAMES**..... Jonah Dipoto (38)
- STARTS**..... Marsh & Veneziano (22)
- COMPLETE GAMES**..... Anthony Veneziano (1)
- GAMES FINISHED**..... Yefri Del Rosario (24)
- SAVES**..... Yefri Del Rosario (6)
- INNINGS**..... Anthony Veneziano (111.2)
- HITS**..... Alec Marsh (126)
- RUNS**..... # Alec Marsh (95)
- EARNED RUNS**..... Alec Marsh (87)
- HOME RUNS**..... # Alec Marsh (25)
- HIT BATTERS**..... Lacy & Veneziano (8)
- WALKS**..... Anthony Veneziano (63)
- STRIKEOUTS**..... Alec Marsh (135)

* INDICATES LEAGUE LEADER // ^ INDICATES DOUBLE-A LEADER // # INDICATES MINOR LEAGUE LEADER

THIS DAY IN NATURALS HISTORY

The Naturals are 0-3 all-time when playing on September 7 in the regular season
On September 7, 2016, the second-half champion Northwest Arkansas Naturals opened the North Division Championship Series with a 9-6 win over the Springfield Cardinals at Hammons Field. Leadoff hitter and second baseman **Corey Toups** finished the night 3-for-4, including a pair of home runs. Toups singled and scored the game's first run in the third inning, then broke a 5-5 tie in the sixth with a solo home run. Still up by just one run entering the eighth, Toups connected on a two-run home run that proved to be crucial insurance in the three-run win. As a club, the Naturals combined for 16 hits, including 3+ hit games from four players, including a 4-for-5 night from third baseman **Mauricio Ramos**.

HOME/AWAY	
Home Games.....	24-38
Away Games.....	30-34

TIME OF DAY	
Night Games.....	42-61
Day Games.....	11-11

MONTH	
April.....	9-11
May.....	13-12
June.....	10-16
July.....	8-16
August.....	11-15
September.....	3-2

OPPONENT	
vs. Amarillo.....	5-7
vs. Arkansas.....	6-12
vs. Corpus Christi.....	4-8
vs. Frisco.....	4-2
vs. Midland.....	4-2
vs. San Antonio.....	3-3
vs. Springfield.....	8-16
vs. Tulsa.....	13-11
vs. Wichita.....	7-11

DAY OF THE WEEK	
on Monday.....	1-0
on Tuesday.....	8-12
on Wednesday.....	10-9
on Thursday.....	4-16
on Friday.....	11-12
on Saturday.....	9-13
on Sunday.....	11-10

THIS ROAD TRIP	
Record.....	4-3
Team Batting Average.....	(.234)
Home Runs.....	8
Runs/Runs Per Game.....	30/4.29
Team ERA.....	4.66
Strikeouts.....	50
Saves/Opportunities.....	3/4

THIS WEEK IN NATURALS BASEBALL		MONDAY	TUESDAY	WEDNESDAY	THURSDAY	FRIDAY	SATURDAY	SUNDAY
9/5	OFF	9/6 @ Wichita W, 5-1	9/7 @ Wichita 7:05 PM	9/8 @ Wichita 7:05 PM	9/9 @ Wichita 7:05 PM	9/10 @ Wichita 6:05 PM	9/11 @ Wichita 1:05 PM	



FOLLOW THE LEADER

Manager Chris Widger enters his first season at the helm of the Naturals, after previous stops in *Advanced Rookie Burlington* (2019) and *High-A Quad Cities* (2021) managing Royals affiliates.

- 14 of the Naturals' 27 active players played for Widger with the Quad Cities River Bandits last season.
- 3 of the Naturals' 27 active players played under Widger with the Burlington Royals, then in Quad Cities and now in Northwest Arkansas: **Jonah Dipoto**, **Jake Means** and **John Rave**.

EXTREME ENDS OF THE SPECTRUM

When looking at the Naturals' numbers one game to the next, it appears rather black and white with what leads to a win or loss.

- When scoring seven runs or more, the Naturals are 39-10, while when scoring six runs or less, just 15-63.
- The Naturals are 36-15 when recording 10 hits or more, but when they get nine hits or less, are just 18-57.
- The Naturals are 48-14 when out-hitting their opponent or hits are tied, but 6-58 when out-hit by their opponent.
- When the Naturals score first, they are 33-24, whereas 21-48 when the opponent scores first ... the team that scores first in through 126 Naturals games is 81-45 (.643 winning percentage).

ONE RUN GOES A LONG WAY

The Naturals are 7-18 in one-run games this season, meaning 18 of their 72 losses (25.00%) this season have been decided by just one run.

- The Naturals have had the tying run at the plate or on base in 23 losses this season (including 14 of their one-run losses).

Yo, YOU WANNA SEE SOME REAL SPEED?

Through 126 games, the Naturals have stolen 167 bases in 208 attempts (average 1.33 steals/game, 80.29% success rate).

- 167 steals leads the Texas League, ranks tied fourth in Double-A and tied 26th in the Minors.
- The Naturals have stolen at least one base in 85 of 126 games this season (67.46%), including 43 games with two or more steals ... the team stole a season-high six bases on July 6 vs. Tulsa with a pair of five-steal games as well this season.
- The Naturals have pulled off a double steal 18 times, meaning 36 of 167 steals this year (21.56%) have come on a double-steal.
- Naturals players have stolen multiple bases in a game 17 times, SIX of those occasions being Maikel Garcia ... **Tucker Bradley** had the first three-steal game of the season (and of his career) on July 9 vs. Tulsa.
- Maikel Garcia's** 27 steals (in 30 attempts) still ranks sixth in the Texas League, **Nick Loftin's** 24 (in 27 attempts) ranks eighth in the league.

TUCK(ER) AND ROLL

Naturals outfielder **Tucker Bradley** has been consistent from the start of the season and established himself as one of the team's most reliable hitters.

- Bradley has reached base at least once in 90 of 109 games played this year (82.57%) and reached base multiple times a team-best 56 times, including four straight in Tulsa ... he has hits in 76 of 109 games and has a team-best 33 multi-hit games, with 17 multi-run games and 11 multi-RBI games.
- Bradley's .293 batting average leads qualified Naturals hitters and ranks 10th in the Texas League ... his .382 on-base percentage ranks third among Kansas City's minor league hitters, while 116 hits rank tied third, a .293 average ranks fourth, 22 doubles are tied fourth, an .837 OPS is fifth, 73 runs scored are sixth, 37 extra-base hits and 180 total bases total bases rank tied sixth, 55 walks are tied seventh.
- The Georgia native has hit first in the order 41 games this year, which ranks second behind Maikel Garcia (76) ... when hitting first, Bradley is a .280 hitter (45-for-161) with a .389 on-base percentage and .842 OPS.
- Four of Bradley's 12 home runs this year came in the month of August, on 8/20 and 8/21, as well as 8/30 and 8/31 ... four homers last month ties a career-high of home runs in a month, which he also accomplished in May.

Let's Go (ON-BASE) STREAKING!

August was a good month for on-base streaks among Naturals hitters, with five players setting season-best streaks of 10 games or more.

- On Sunday, outfielder **Tyler Gentry's** 28-game on-base streak came to an end, dating back to July 30, the second-longest streak in Naturals history.
- The longest on-base streak in Naturals history belongs to **Jecksson Flores**, who reached in 34 straight games between May 29, 2018 and July 7, 2018 ... over that stretch he hit .343 (47-for-126) with a .412 OBP.
- Now, the next longest active on-base streak on the team is **Luca Tresh's** 14 straight going back to August 13 ... in the second game of last Friday's doubleheader, **Robbie Glendinning's** 24-game on-base streak came to an end, while outfielder **John Rave's** 15-game on-base streak ended Saturday night.
- Tresh, **CJ Alexander** (11 games), **Angelo Castellano** (9 games) and **Morgan McCullough** (9 games) are all on their longest on-base streaks of the season right now as well.

TYLER, THE CREATOR (OF RUNS)

Naturals outfielder **Tyler Gentry** has been one of the best hitters in the Kansas City Royals' system this season, with an incredible impact since joining the Naturals in June.

- Among qualified full-season Minor League hitters, Gentry ranks 7TH in batting average (.331), while his .427 on-base percentage is 10TH* when you combine his stats between Northwest Arkansas and Quad Cities (A+).
- He is the Royals' organization leader in batting average (.331), slugging percentage (.555) and OPS (.982), while he ranks second in on-base percentage (.427) behind Logan Porter's .440 ... his 81 runs batted in between the River Bandits and Naturals are the most in the system, while 121 hits, 20 home runs and 203 total bases all place second.
- Gentry has reached base in 57 of 63 games (90.48%) ... he has hits in 44 of his 63 games with the Naturals, with already 25 multi-hit games.
- Since his call-up to Double-A on June 14, Gentry is batting .328 (78-for-238) with 14 doubles, 15 home runs and 58 runs batted in, with a 1.000 OPS ... he's driven in at least one run in 32 of 53 games, with 14 multi-RBI games.
- Since arriving in the Texas League, Gentry's 1.000 OPS leads the circuit, while he is tied first in runs scored (53), ranks second in runs batted in (58), tied second in total bases (137), tied third in hits (78) and home runs (15) and tied fourth in batting average (.328).
- Tyler has compiled the two of the longest on-base streaks among Naturals hitters this season, including a 28-game stretch that ended Sunday, the second-longest on-base streak in franchise history ... between July 30 and September 4, he hit .356 (36-for-101) with 10 extra-base hits and 20 walks, for a .485 on-base percentage over the last 28 games ... it is tied for the fifth-longest such streak in the Texas League this year ... he had hits in 21 of the 28 games.

ALEXANDER THE GREAT

Infielder **CJ Alexander** has quickly heated up at the plate since joining the Naturals in a trade last month from Atlanta.

- When combining his number between the Naturals and Mississippi Braves (Double-A), he has a career-best 24 home runs and 80 runs batted in ... among all Double-A hitters this year, he ranks seventh in RBI and tied seventh in home runs.
- In 39 games with the Naturals, the corner infielder is hitting .252 (40-for-159) with 17 extra-base hits (nine home runs) and 37 runs batted in, with 28 runs scored as well.
- He has hits in 26 of 39 games with the Naturals, 13 of which are multi-hit performances, while he's driven in runs in 15 of 39 games, including already 11 multi-RBI games.
- Last week, Alexander was named the Naturals' August Player of the Month ... over 21 games in the month of August, Alexander hit .297 (27-for-91) with eight home runs and 29 runs batted in ... *29 RBI led both the Texas League and all Double-A hitters last month, while tied second among all full-season Minor League hitters ... his 8 HR were tied for the league lead, tied third in Double-A and tied tenth in the minors ... 57 total bases last month were tied fourth in Texas League and tied seventh in Double-A.*

NUMERICAL QUICK ROSTER

#	PLAYER	POS	B/T
1	Rave, John	OF	L/L
2	Cropley, Tyler	C	R/R
4	McCullough, Morgan	INF	L/R
7	Guzmán, Jeison	INF	R/R
8	Hernández, Diego	OF	L/L
9	Means, Jake	INF	R/R
11	Tresh, Luca	C	R/R
12	Bradley, Tucker	OF	L/L
15	Marsh, Alec	RHP	R/R
13	Eldred, C.J.	RHP	S/R
16	Glendinning, Robbie	INF	R/R
17	Castellano, Angelo	INF	R/R
19	Gentry, Tyler	OF	R/R
21	Lacy, Asa (7-1L)	LHP	L/L
22	Woods Jr., Stephen	RHP	R/R
25	Matias, Seuly	OF	R/R
26	Alexander, CJ	INF	L/R
27	Pennington, Walter	LHP	L/L
28	Sikkema, T.J.	LHP	L/L
32	Veneziano, Anthony	LHP	L/L
31	Márquez, Emilio	RHP	L/R
33	Klein, Will	RHP	R/R
34	Hoffmann, Andrew	RHP	R/R
35	Webb, Nate	RHP	R/R
38	Biasi, Dante (DEV)	LHP	L/L
39	Kalich, Kasey	RHP	R/R
40	Bowlan, Jon	RHP	R/R
44	Stupienski, Gavin (DEV)	INF/C	L/R
51	Chamberlain, Christian	LHP	L/L
55	Dipoto, Jonah	RHP	R/R

ALPHABETICAL QUICK ROSTER

#	PLAYER	POS	B/T
26	Alexander, CJ	INF	L/R
38	Biasi, Dante (DEV)	LHP	L/L
40	Bowlan, Jon	RHP	R/R
12	Bradley, Tucker	OF	L/L
17	Castellano, Angelo	INF	R/R
51	Chamberlain, Christian	LHP	L/L
2	Cropley, Tyler	C	R/R
55	Dipoto, Jonah	RHP	R/R
13	Eldred, C.J.	RHP	R/R
19	Gentry, Tyler	OF	R/R
16	Glendinning, Robbie	INF	R/R
7	Guzmán, Jeison	INF	S/R
8	Hernández, Diego	OF	L/L
34	Hoffmann, Andrew	RHP	R/R
39	Kalich, Kasey	RHP	R/R
33	Klein, Will	RHP	R/R
21	Lacy, Asa (7-1L)	LHP	L/L
31	Márquez, Emilio	LHP	L/L
15	Marsh, Alec	RHP	R/R
25	Matias, Seuly	OF	R/R
4	McCullough, Morgan	INF	L/R
9	Means, Jake	INF	R/R
27	Pennington, Walter	LHP	L/L
1	Rave, John	OF	L/L
28	Sikkema, T.J.	LHP	L/L
44	Stupienski, Gavin (DEV)	INF/C	L/R
11	Tresh, Luca	C	R/R
32	Veneziano, Anthony	LHP	L/L
35	Webb, Nate	RHP	R/R
22	Woods Jr., Stephen	RHP	R/R

BATTING

LEFTIES	6
RIGHTIES	7
SWITCH	1

PITCHING

LEFTIES	7
RIGHTIES	9

PRO-NUN-SEE-AY-SHUNS

- 4 MORGAN McCULLOUGH (*muh-KULL-uh*)
- 7 JEISON GUZMÁN (*Jason GOOZ-mahn*)
- 13 C.J. ELDRED (*el-DRID*)
- 16 ROBBIE GLENDINNING (*glin-DEN-ing*)
- 17 ANGELO CASTELLANO (*kass-tay-AHN-oh*)

- 21 ASA LACY (*AY-sub*)
- 25 SEULY MATIAS (*soo-lee mah-TEE-as*)
- 28 T.J. SIKKEMA (*SICK-um-uh*)
- 31 EMILIO MÁRQUEZ (*eh-MEE-lee-oh MAHR-keh-z*)
- 32 ANTHONY VENEZIANO (*va-nee-z-ee-ah-no*)

- 38 DANTE BIASI (*bee-AW-zee*)
- 39 KASEY KALICH (*call-ick*)
- 40 JON BOWLAN (*bowl-in*)
- 44 GAVIN STUPIENSKI (*stew-PIN-ski*)
- 55 JONAH DIPOTO (*dih-POH-to*)

BENCH COACH 23: MIKE JIRSCHKE (*jirsh-LLEE*)



NATURALS HARDWARE SHELF

Players of the Month

TBD

Pitchers of the Month (1)

May: LHP Drew Parrish ... started five games and went 3-1 with a 0.59 ERA (2 ER in 30.2 IP) ... only allowed 15 hits and four walks, while striking out 29 opposing hitters ... among qualified Texas League pitchers, threw the most innings and had the lowest ERA and WHIP (0.62), while holding opponents to a .144 average.

Players of the Week (3)

April 25 to May 1: 2B Michael Massey ... hit .417 (10-for-28) across six games with a league-best 19 total bases and nine runs batted in, while tied for the Texas League lead with 10 hits. His 1.221 OPS ranked third among players with at least 20 at-bats, while his .417 average tied for second among that same group.

May 23 to May 29: 2B Michael Massey ... hit a league-best .481 (13-for-27) across six games in Midland, while tied for the league lead with 19 total bases. He drove in nine runs as well, doubling three times with one home run, a go-ahead grand slam on May 24 and collected multiple hits in each of the first five games of the series.

June 27 to July 3: OF Tyler Gentry ... hit .435 (10-for-23) with two doubles, four home runs and 11 runs batted in, which was tied for the most in the league. Recorded 24 total bases with a 1.043 slugging percentage 1.543 OPS.

Pitchers of the Week (5)

May 2 to May 8: LHP Drew Parrish ... threw 7.0 scoreless innings on May 7 @ Springfield ... held the Cardinals to just two hits and one walk while striking out four. He retired the first eight he faced and the final five, with five 1-2-3 frames.

May 9 to May 15: LHP Drew Parrish ... threw 7.0 scoreless innings on May 13 vs. Wichita ... held the Wind Surge to just three hits and no walks while striking out nine. Between the second and sixth innings, he retired 13 straight batters, retiring the side 1-2-3 in the first inning, as well as the third through sixth.

June 6 to June 12: LHP Anthony Veneziano ... threw 7.0 scoreless innings in a complete-game shutout on June 9 @ Tulsa ... held the Drillers to just three hits and one walk while striking out five, on 79 pitches. Retired the final eight hitters he faced and 11 of the last 12, only needing five pitches for a 1-2-3 seventh inning to end the night.

July 25 to July 31: LHP Dante Biasi ... threw 5.0 scoreless innings on July 27 @ Wichita in an eventual 5-0 shutout win ... held the Wind Surge to just one hits and three walks while striking out five, on 79 pitches, his second straight scoreless start.

August 22 to August 28: RHP Jon Bowlan ... threw 5.0 scoreless innings on August 28 vs. Springfield in an eventual 7-2 win ... held the Cardinals to just two hits and two walks while striking out two, his first scoreless start.

TOOLSY TEAM

Three Naturals players were listed in *Baseball America's* 2022 Best Tools Survey of the Kansas City Royals' organization.

- RHP Will Klein is rated as having the "Best Fastball" in the system.
- LHP Asa Lacy is rated as having the "Best Slider" in the system.
- RF Seuly Matias is rated as having the "Best Outfield Arm" in the system.

QUICK FACTS

Founded 2008
 Colors Navy Blue, Burgundy, Gold and White
 League Texas League (Since 2008)
 Ownership Rich Entertainment Group
 General Manager Justin Cole (9th Season)
 Home Ballpark (Capacity) Arvest Ballpark (7,350, 6,500 seats)
 Dimensions LF- 327 LCF- 377 CF- 400 RCF- 378 RF- 325
 Wall Heights LF-LCF: 9 feet CF: 11 feet RCF-RF: 9 feet

ROSTER BREAKDOWN
















Age 20.....0	Native of Australia.....1
Age 21.....1	Native of Dominican Republic.....3
Age 22.....3	Native of United States.....24
Age 23.....4	Native of Venezuela.....2
Age 24.....10	Acquired by Royals via Free Agency 12
Age 25.....3	(International)4 (Minor League) ...6 (Undrafted).....2
Age 26.....5	Acquired by Royals via Trade.....5
Age 27.....3	Acquired by Royals via First Year Player Draft 13
Age 28.....1	(High School)1 (Rounds 1-5)7 (2016-18 Drafts)2
Age 29.....0	(2nd Year/College)0 (Rounds 6-10)4 (2019 Draft)6
Average Age 24 Years 158 Days	(3rd Year/College)12 (Rounds 11-20)1 (2020 Draft)4
Median Age 24	(4th+ Year/College)2 (Rounds 21-40)3 (2021 Draft)1

ROYALS TOP-30 PROSPECTS (RANKING ACCORDING TO MLB PIPELINE)

10 of the Naturals 28 active players appear on a Top-30 Royals prospects ranking.

#	PLAYERS (POSITION)	OVERALL RANKING	BASEBALL AMERICA RANKING
9	Tyler Gentry (OF)		Royals 12 th
11	Asa Lacy (LHP) (7-Day IL)		Royals 10 th
12	Jon Bowlan (RHP)		Royals 8 th
17	Andrew Hoffmann (RHP)		Royals 15 th
18	Luca Tresh (C)		Royals 18 th
19	T.J. Sikkema (LHP)		Royals 25 th
22	Alec Marsh (RHP)		Royals 13 th
23	Diego Hernández (OF)		Royals 30 th
26	Tucker Bradley (OF)		—

UNIFORM RECORDS

 Navy/Red (38-40) Home: 18-21 Road: 19-19	 Red (10-15) Home: 0-0 Road: 10-15	 White/Navy (4-10) Home: 4-10 Road: 0-0	 Los Naturales Home: 0-2 Road: 0-0	 Growlin' Chickens Home: 1-1 Road: 0-0	 Fauxback Home: 0-1 Road: 0-0	 July 4th Home: 1-0 Road: 0-0	
 White (18-19) Home: 18-19 Road: 0-0	 Grey (12-15) Home: 0-0 Road: 12-15	 Navy (23-31) Home: 5-12 Road: 18-19	 Los Naturales Home: 0-2 Road: 0-0	 Growlin' Chickens Home: 1-1 Road: 0-0	 Fauxback Home: 0-1 Road: 0-0	 Star Wars Home: 1-0 Road: 0-0	 Marvel Home: 0-1 Road: 0-0
HOME UNIFORM COMBINATIONS				ROAD UNIFORM COMBINATIONS			
Navy/Red Hat & White Jersey: 14-14 White Hat & White Jersey: 3-5 Red Hat & White Jersey: 0-0		Navy/Red Hat & Navy Jersey: 4-7 White Hat & Navy Jersey: 1-5 Red Hat & Navy Jersey: 0-0		Navy/Red Hat & Grey Jersey: 8-4 Red Hat & Grey Jersey: 4-11		Navy/Red Hat & Navy Jersey: 12-15 Red Hat & Navy Jersey: 6-4	
Specialty/Theme Uniforms: 2-6							

NATURALS IN-SEASON BIRTHDAYS

APRIL (4) 4/14 – Walter Pennington (24) 4/14 – Jake Means (26) 4/25 – Kasey Kalich (24) 4/28 – Emilio Márquez (24)	MAY (6) 5/6 – Tucker Bradley (24) 5/6 – C.J. Eldred (27) 5/7 – Derrick Lewis (46) 5/14 – Alec Marsh (24) 5/14 – Christian Colón (33) 5/21 – Chris Widger (51)	JUNE (2) 6/2 – Asa Lacy (23) 6/10 – Stephen Woods Jr. (27)	JULY (3) 7/17 – CJ Alexander (26) 7/20 – Christian Chamberlain (23) 7/25 – T.J. Sikkema (24)	AUGUST (2) 8/20 – Noah Murdock (24) 8/20 – Nate Webb (25)	SEPTEMBER (3) 9/1 – Anthony Veneziano (25) 9/3 – Jonah Dipoto (26) 9/4 – Seuly Matias (24)
---	--	---	--	--	--



2022 BREAKING ROSTER

Pitchers (16): LHP Dante Biasi, LHP Holden Capps, RHP Christian Cosby, RHP Yefri Del Rosario, RHP Jonah Dipoto, RHP Zach Haake, LHP Asa Lacy, RHP Alec Marsh, LHP Drew Parrish, LHP Zack Phillips, RHP Ándres Sotillet, LHP Anthony Veneziano, RHP Nate Webb, RHP Zach Willeman, RHP Stephen Woods Jr. and LHP Ángel Zerpa

Catchers (3): Tyler Cropley, Sebastian Rivero, Logan Porter

Infielders (7): Nate Eaton, Maikel Garcia, Robbie Glendinning, Ryan Grotjohn, Michael Massey, Jake Means, Gavin Stupienski

Outfielders (4): Tucker Bradley, Nick Loftin, Seuly Matias, John Rave

1st HALF

- 4/4 Kansas City Royals announce Breaking Roster
- 4/8 LHP **Holden Capps** placed on the development list
INF **Gavin Stupienski** placed on the development list
- 4/12 RHP **Nate Webb** placed on the 7-day injured list
- 4/15 LHP **Holden Capps** activated from the development list
- 4/19 C **Tyler Cropley** placed on the 7-day injured list
RHP **Christian Cosby** placed on the 7-day injured list
INF **Gavin Stupienski** activated from the development list
- 4/21 LHP **Walter Pennington** transferred to NW Arkansas (AA) from Quad Cities (A+)
- 4/23 RHP **Zach Haake** placed on the 7-day injured list
RHP **Patrick Halligan** transferred to NW Arkansas (AA) from Columbia (A)
- 4/26 RHP **Patrick Halligan** transferred to Quad Cities (A+) from NW Arkansas (AA)
- 4/28 RHP **Ándres Sotillet** transferred to Omaha (AAA) from NW Arkansas (AA)
- 5/3 INF **Ryan Grotjohn** placed on the Development List
INF **Brhet Bewley** activated from the Quad Cities Injured List and transferred to NW Arkansas (AA)
LHP **Patrick Smith** transferred to NW Arkansas (AA) from Quad Cities (A+)
LHP **Marcelo Martinez** transferred to NW Arkansas (AA) from Omaha (AAA)
- 5/8 C **Sebastian Rivero** recalled by Kansas City (MLB) from NW Arkansas (AA)
- 5/9 C **Sebastian Rivero** optioned to NW Arkansas (AA)
C **Sebastian Rivero** recalled by Kansas City (MLB) from NW Arkansas (AA)
- 5/10 LHP **Asa Lacy** placed on the 7-day injured list
INF **Ryan Grotjohn** activated from the Development List
- 5/13 C **Sebastian Rivero** optioned to NW Arkansas (AA)
- 5/14 LHP **Patrick Smith** placed on the Development List
RHP **Will Klein** activated from the 7-day injured list
- 5/17 C **Sebastian Rivero** recalled by Kansas City (MLB) from NW Arkansas (AA)
- 5/21 LHP **Marcelo Martinez** transferred to Omaha (AAA) from NW Arkansas (AA)
- 5/24 LHP **Patrick Smith** transferred to Quad Cities (A+) from NW Arkansas (AA)
RHP **Ándres Sotillet** transferred to NW Arkansas (AA) from Omaha (AAA)
- 5/26 OF **John Rave** transferred to Omaha (AAA) from NW Arkansas (AA)
INF **Nate Eaton** transferred to Omaha (AAA) from NW Arkansas (AA)
- 5/28 C **Sebastian Rivero** optioned to NW Arkansas (AA)
- 5/31 RHP **Christian Cosby** activated from the 7-day injured list
LHP **Christian Chamberlain** transferred to NW Arkansas (AA) from Quad Cities (A+)
RHP **Zach Willeman** transferred to Omaha (AAA) from NW Arkansas (AA)
- 6/1 OF **Parker Bates** transferred to NW Arkansas (AA) from Quad Cities (A+)
RHP **Ándres Sotillet** transferred to Omaha (AAA) from NW Arkansas (AA)
- 6/3 LHP **Drew Parrish** transferred to Omaha (AAA) from NW Arkansas (AA)
RHP **Noah Murdock** transferred to NW Arkansas (AA) from Quad Cities (A+)
- 6/4 OF **John Rave** transferred to NW Arkansas (AA) from Omaha (AAA)
- 6/7 OF **Parker Bates** transferred to Quad Cities (A+) from NW Arkansas (AA)
- 6/10 RHP **Ándres Sotillet** transferred to NW Arkansas (AA) from Omaha (AAA)
LHP **Ángel Zerpa** recalled by Kansas City (MLB) from NW Arkansas (AA)
- 6/12 LHP **Ángel Zerpa** optioned to NW Arkansas (AA)
OF **Seuly Matias** placed on the 7-day injured list
- 6/14 INF **Michael Massey** transferred to Omaha (AAA) from NW Arkansas (AA)
OF **Tyler Gentry** transferred to NW Arkansas (AA) from Quad Cities (A+)
C **Tyler Cropley** activated from the 7-day injured list
LHP **Gabe Speier** transferred to NW Arkansas (AA) on Major League Rehab
RHP **Matt Peacock** transferred to NW Arkansas (AA) on Major League Rehab
- 6/17 LHP **Gabe Speier** returned from Rehab Assignment to Kansas City (MLB) from NW Arkansas (AA)
RHP **Matt Peacock** returned from Rehab Assignment to Kansas City (MLB) from NW Arkansas (AA)
- 6/19 OF **Seuly Matias** activated from the on the 7-day injured list
C **Gavin Stupienski** placed on the Development List
LHP **Jake Brentz** transferred to NW Arkansas (AA) on Major League Rehab
- 6/23 RHP **Christian Cosby** transferred to Quad Cities (A+) from NW Arkansas (AA)
LHP **Marcelo Martinez** transferred to NW Arkansas (AA) from Omaha (AAA)
- 6/24 LHP **Jake Brentz** returned to Kansas City (MLB) from his rehab assignment.
- 6/25 LHP **Marcelo Martinez** transferred to Omaha (AAA) from NW Arkansas (AA)

2nd HALF

- 6/27 LHP **Holden Capps** released
LHP **Eric Skoglund** reinstated from AAA rehab assignment and transferred to NW Arkansas (AA)
- 6/30 RHP **Nate Webb** returned from rehab assignment and activated off the 7-day injured list
- 7/9 RHP **Yefri Del Rosario** placed on the Development List
RHP **Zach Haake** returned from rehab assignment and activated off the 7-day injured list
- 7/11 LHP **Ángel Zerpa** recalled by Kansas City (MLB) from NW Arkansas (AA)
RHP **Andrew Hoffmann** acquired in trade from Atlanta and assigned to NW Arkansas (AA)
INF **CJ Alexander** acquired in trade from Atlanta and assigned to NW Arkansas (AA)
- 7/12 LHP **Ángel Zerpa** optioned to NW Arkansas (AA)
RHP **Stephen Woods Jr.** transferred to Omaha (AAA) from NW Arkansas (AA)
OF **John Rave** transferred to Omaha (AAA) from NW Arkansas (AA)
INF **Morgan McCullough** transferred to NW Arkansas (AA) from Quad Cities (A+)
LHP **Zack Phillips** placed on the Development List
INF **Ryan Grotjohn** placed on the Development List
C/INF **Gavin Stupienski** activated from the Development List
- 7/14 INF **Maikel Garcia** recalled by Kansas City (MLB) from NW Arkansas (AA) as substitute player
C **Sebastian Rivero** recalled by Kansas City (MLB) from NW Arkansas (AA) as substitute player
LHP **Ángel Zerpa** recalled by Kansas City (MLB) from NW Arkansas (AA) as substitute player
LHP **Asa Lacy** returned from rehab assignment and activated off the 7-day injured list
LHP **Emilio Márquez** transferred to NW Arkansas (AA) from Quad Cities (A+)
- 7/15 LHP **Ángel Zerpa** returned to NW Arkansas (AA)
- 7/18 LHP **Ángel Zerpa** optioned and transferred to Omaha (AAA) from NW Arkansas (AA)
LHP **Eric Skoglund** transferred to Omaha (AAA) from NW Arkansas (AA)
OF **John Rave** transferred to NW Arkansas (AA) from Omaha (AAA)
RHP **Stephen Woods Jr.** transferred to NW Arkansas (AA) from Omaha (AAA)
INF **Maikel Garcia** optioned to NW Arkansas (AA) from Kansas City (MLB)
C **Sebastian Rivero** optioned to NW Arkansas (AA) from Kansas City (MLB)
C/INF **Gavin Stupienski** placed on the Development List
LHP **Emilio Márquez** transferred to Quad Cities (A+) from NW Arkansas (AA)
INF **Morgan McCullough** transferred to Quad Cities (A+) from NW Arkansas (AA)
- 7/22 RHP **Yefri Del Rosario** activated from the Development List
- 7/26 RHP **Ándres Sotillet** transferred to Omaha (AAA) from NW Arkansas (AA)
RHP **Jon Bowlan** transferred to NW Arkansas (AA) from Quad Cities (A+)
LHP **Zack Phillips** activated off Development list and transferred to Quad Cities (A+) from NW Arkansas (AA)
- 7/28 INF **Maikel Garcia** recalled by Kansas City (MLB) from NW Arkansas (AA)
- 7/29 LHP **T.J. Sikkema** transferred to NW Arkansas (AA) from Quad Cities (A+)
- 8/1 INF **Ryan Grotjohn** released
INF **Morgan McCullough** transferred to NW Arkansas (AA) from Quad Cities (A+)
RHP **Noah Murdock** placed on the development list
- 8/3 C **Sebastian Rivero** recalled by Kansas City (MLB) from Northwest Arkansas (AA)
- 8/9 C **Logan Porter** transferred to Omaha (AAA) from NW Arkansas (AA)
INF/OF **Nick Loftin** transferred to Omaha (AAA) from NW Arkansas (AA)
INF **Angelo Castellano** transferred to NW Arkansas (AA) from Omaha (AAA)
C **Luca Tresh** transferred to NW Arkansas (AA) from Quad Cities (A+)
OF **Diego Hernández** transferred to NW Arkansas (AA) from Quad Cities (A+)
- 8/10 C **Sebastian Rivero** optioned to NW Arkansas (AA) from Kansas City (MLB)
LHP **Christian Chamberlain** placed on the development list
- 8/12 RHP **Alec Marsh** placed on the development list
RHP **Kasey Kalich** transferred to NW Arkansas (AA) from Quad Cities (A+)
- 8/14 LHP **Anthony Veneziano** placed on the development list
- 8/17 RHP **Alec Marsh** activated from the development list
- 8/18 LHP **Walter Pennington** placed on the Injured List
LHP **Emilio Márquez** transferred to NW Arkansas (AA) from Quad Cities (A+)
- 8/22 INF **Brhet Bewley** released
INF **Jeison Guzmán** transferred to NW Arkansas (AA) from ACL Royals (R)
- 8/23 LHP **Dante Biasi** placed on the development list
RHP **C.J. Eldred** activated from 60-Day Injured List
C **Sebastian Rivero** recalled by Kansas City (MLB) from Northwest Arkansas (AA)
- 8/25 LHP **Anthony Veneziano** activated from the development list
LHP **Asa Lacy** placed on the 7-day injured list
- 8/30 LHP **Zach Haake** transferred to Omaha (AAA) from NW Arkansas (AA)
- 9/1 LHP **Walter Pennington** activated from the 7-day injured list
- 9/2 RHP **Yefri Del Rosario** transferred to Omaha (AAA) from NW Arkansas (AA)
- 9/4 LHP **Christan Chamberlain** activated from the development list



#36 CHRIS WIDGER • MANAGER

- Chris Widger will manage the Naturals after guiding the River Bandits to a High-A Central championship in their first season as a Kansas City affiliate in 2021. In doing so, he was named the Minor League Manager of the Year by *Baseball America* following the 2021 season.
- 2022 marks Widger's seventh year in the Royals' organization, as he was slated to manage Advanced-A Wilmington in 2020 and led Burlington to the Appalachian League Championship Series in his first season as Manager in 2019. Prior to that, he was Wilmington's Bench Coach from 2016-18.
- Before joining the Royals organization, he managed the Independent League Camden Riversharks in 2015 and was their Pitching Coach from 2012-14.
- A third-round pick by Seattle in the 1992 Draft, Widger played in parts of 10 seasons in the Majors with the Mariners (1995-96, 2000), Expos (1997-2000), Yankees (2002), Cardinals (2003), White Sox (2005-06) and Orioles (2006), winning a World Series with Chicago in 2005.
- Widger and his wife, Whitney, reside in Pennsville, N.J., with their children: C.J., Ashlynn and Skylar.



#43 DERRICK LEWIS • PITCHING COACH

- Derrick Lewis is in his third season with the Royals' organization and second as pitching coach at Northwest Arkansas.
- He spent the previous 16 seasons in the Atlanta Braves' organization, the first 14 as a Minor League pitching coach and the last two as the Pitching Coordinator.
- Pitching coach timeline: 2004-07: GCL Braves (Gulf Coast League, RK)... 2008-10: Danville Braves (Appalachian League, RK)... 2011-13: Rome Braves (South Atlantic League, A)... 2014: Lynchburg Hillcats (Carolina League, A+)... 2015-2016: Carolina Mudcats (Carolina League, A+)... 2017: Mississippi Braves (Southern League, AA)
- He played seven seasons in the Braves' organization from 1997-2003, after being selected in the 20th round of the 1997 draft.
- Lewis and his wife, Roslyn, reside in Charlotte, North Carolina, with their daughter, Skye and Son, Lake.



#6 ABRAHAM NÚÑEZ • HITTING COACH

- Abraham Núñez enters his fourth season as Northwest Arkansas' hitting coach after serving in the same capacity with High-A Wilmington (2015-2018), Class-A Lexington (2014), Rookie Advanced Burlington (2013) and the Dominican Royals (2012).
- Núñez played for parts of 12 seasons in the Majors with the Pirates (1997-2004), Cardinals (2005), Phillies (2006-2007) and Mets (2008). A switch-hitter, he owns a career average of .242 as a utility infielder in the big leagues, primarily playing third base, but could play all four infield positions.
- His best season came in 2005 when he batted .285 in 139 games for the National League Champion St. Louis Cardinals.
- Lifetime .346 (9-for-28) hitter in the postseason, including the 2005 National League Championship Series with St. Louis when he hit .385, though did not play in the World Series.
- Born in Santo Domingo, Dominican Republic, he now resides in Hudson, Massachusetts.



#24 CHRISTIAN COLÓN • ASSISTANT HITTING COACH

- Christian Colón returns to the organization as the Naturals Assistant Hitting Coach in 2022, following a 12-year professional career.
- He was the Royals first-round pick in the 2010 MLB Draft, scored the winning run in the 2014 AL Wild Card game and had the game-winning hit in the title-clinching Game 5 of the 2015 World Series.
- After being drafted in 2010, Colón ascended to Northwest Arkansas by 2011 and between 2011, 2012 and 2014, played 202 games for the Naturals ... in 2011, Colón led the Texas League in sacrifices (21), while leading the team in at-bats (491) and hits (126). His 21 sacrifices that season are the most a Naturals player has ever recorded in a single season, while 28 overall are tied for the club record.
- During his playing career, he made stops in Miami (2017) and Cincinnati (2019-20) ... spent 2021 with the Rich Baseball-owned Buffalo Bisons (Triple-A, Toronto) before announcing his retirement.
- He also played in parts of four seasons in the Puerto Rican Winter League.
- Christian lives in Cave Springs, Ark. (15 minutes North of Arvest Ballpark) with his wife, Kayla, and three daughters, Marley, Mia and Lucy.



#23 MIKE JIRSCHOLE • BENCH COACH

- Mike Jirschele enters his first season as the Bench Coach for Northwest Arkansas after spending last season in the same role for Manager Chris Widger in Quad Cities.
- He served as a Special Assistant to the General Manager in 2020 and was on the Royals coaching staff as the Third Base Coach from 2014-19 and won the World Series in 2015.
- Jirschele previously managed the Triple-A Omaha franchise for 11 seasons (2003-13), leading the team to four division titles, three-straight trips to the Pacific Coast League championship round (2011-13), two PCL titles (2011, 2013) and a Triple-A Championship in 2013.
- He earned the 2011 Mike Coolbaugh Award for outstanding baseball work ethic, knowledge of the game and skill in mentoring young players on the field.
- Prior to his 11-year stint with Omaha, he served as the Royals Minor League Infield Coordinator for four years (1998-2002), while he held managerial positions with Omaha (1995-97), Wilmington (1994), Rockford (1993) and the Gulf Coast Royals (1992).
- Jirschele was originally selected by the Texas Rangers in the fifth round of the 1977 MLB Draft and played in 999 minor league games over 13-plus seasons in the Rangers and Royals systems.



DANNY ACCOLA • CERTIFIED ATHLETIC TRAINER

- Danny Accola is entering his seventh season with the Royals organization and first as the certified athletic trainer with the Naturals, after serving in the same role with the Quad Cities in 2021, where he was named the High-A Central Athletic Trainer of the Year by PBATS (Professional Baseball Athletic Trainers Society).
- He was slated to serve in that role with Wilmington in 2020 and previously filled those roles with Lexington in 2019, Burlington from 2017-18 and with Surprise in 2016.
- Accola graduated from the University of Central Missouri in 2014 and previously held an athletic training internship with the Denver Broncos in 2013.



C.J. MIKKELSEN • STRENGTH & CONDITIONING COACH

- C.J. Mikkelsen will serve as the Northwest Arkansas Strength & Conditioning Coach for the second consecutive season, after being slated to fill that same role at Idaho Falls in 2020.
- He graduated in December 2019 with a master's degree in sports physiology from Texas A&M University, where he also worked as a Sports Performance Graduate Intern.
- Mikkelsen earned his bachelor's degree in exercise and wellness from Arizona State University in 2016. He resides in Desert Hills, Arizona.



DREW EPPERSON
VIDEO COORDINATOR



MITCH MEYER
VIDEO COORDINATOR



Andrew Hoffmann - Pitching - Stat Splits - 2022 - Regular Season (Double-A/Naturals Only)

Table with 26 columns: Split, Team, W, L, ERA, G, GS, CG, SHO, SV, IP, H, R, ER, HR, HB, BB, IBB, SO, WHIP, AVG, AB, WP, BK, GDP, TBF, NP-S. Rows include Home Games, Away Games, Day Games, Night Games, On Grass, July, August, September, On Wednesdays, On Fridays, On Saturdays, On Sundays, In games following a win, In games following a loss, Starter.

Andrew Hoffmann - Opposing Hitting - Stat Splits - 2022 - Regular Season (Double-A/Naturals Only)

Table with 26 columns: Split, Team, AVG, G, AB, R, H, 2B, 3B, HR, RBI, BB, IBB, SO, SB, CS, OBP, SLG, OPS, HBP, SAC, SF, GDP. Rows include vs Left, vs Right, Team is ahead, Team is behind, Score is tied, Batting First through Ninth, Leading Off, First Inning through 6th Inning, Bases Empty, Runner at 1st through 3rd, Runners at 1st & 2nd, 1st & 3rd, 2nd & 3rd, Bases Loaded, Runners On, Scoring Position, No Outs, One Out, Two Outs, Ahead in Count, Behind in Count, 0-0 Count through 3-2 Count.



NATURALS RELIEVERS. Table with columns: PITCHER, LAST APPEARANCE (NWA), ENTRANCE SITUATION (LEAD, TRAIL, TIED), INNING ENTERING THE GAME (1-10+), INHERITED RUNNERS (BR INHER., BR SCORE, % SCORE), 1-2-3 INNINGS (TOTAL POSSIBLE, % 1-2-3).

STARTING PITCHER SPLITS. Table with columns: PITCHER, GS, W-L, TEAM W-L, R SUPPORT, SUPPORT/START.

1ST PITCH STRIKES. Table with columns: FPS, TBF, % FPS.

1-2-3 INNINGS. Table with columns: TOTAL, POSSIBLE, % 1-2-3.

NATURALS STARTERS VS. RELIEVERS. Table with columns: STARTERS, RELIEVERS, W-L, ERA, INNINGS, HITS (HR), R (ER), BB, K, WHIP, AVG.

STARTING PITCHER/CATCHER MATCHUPS. Large table with columns: PITCHER, SEBASTIAN RIVERO, LOGAN PORTER, TYLER CROPLEY, LUCA TRESH, TOTALS, GS, W-L, ERA, IP, ER, BB, SO.

CATCHER PITCHING STATS. Table with columns: CATCHERS, W, L, ERA, GS, SV, IP, H, R, ER, HR, BB, IBB, SO, WHIP, AVG, WP, GDP, TBF, SB, CS, ATT, %CS, PB.

AUTOMATIC BALLS CALLED ON NATURALS PITCHERS (28)

Table with columns: DATE, INNING, UMPIRE, PITCHER (# IN '22), COUNT AT CALL, BATTER RESULT (COUNT), DATE, INNING, UMPIRE, PITCHER (# IN '22), COUNT AT CALL, BATTER RESULT (COUNT).



Table with columns: TWICE (OR MORE), MULTI-HIT GAMES, MULTI-RUN GAMES, MULTI-RBI GAMES, MULTI-BB GAMES, MULTI-K GAMES, MULTI-SB GAMES. Rows list players and their statistics.

HITTING STREAKS

Table with columns: PLAYER, CURRENT, LONGEST, DATES/RESULTS. Lists hitting streaks for various players.

BOLD indicates longest streak in 2022 among active players

ON-BASE STREAKS

Table with columns: PLAYER, CURRENT, LONGEST, DATES/RESULTS. Lists on-base streaks for various players.

Italics indicates longest personal streak is active

PITCHES/PLATE APPEARANCE & PLATE APPEARANCE DEPTH

Table with columns: PLAYER, AVG. P/PA, TOTAL PA, TOTAL P, LONGEST PA (#), DATE, INN., PITCHER, RESULT. Lists plate appearance statistics.

PINCH-HITTING LOG

Table with columns: #, DATE, INNING, PINCH HITTER, HITTING FOR, RESULT. Lists pinch-hitting events.

Naturals Pinch Hitters: 5-for-25, 11 K

Most-Used Pinch Hitter: Tucker Bradley (6x)

Most Frequently Pinch-Hit For: Jake Means (5x)

NATURALS 10-Pitch At-Bat Log (15)

Table with columns: DATE, INNING, PITCHES, BATTER (# IN 22), PITCHER, RESULT. Lists 10-pitch at-bat logs.

AUTOMATIC STRIKES CALLED ON NATURALS HITTERS (7)

Table with columns: DATE, INNING, UMPIRE, HITTER, COUNT AT CALL, BATTER RESULT (COUNT). Lists automatic strikes.



HOME RUN BREAKDOWN

PLAYER	2022 TOTAL	HOME ROAD		RHP LHP		OUTS			RUNNERS ON				TIED GO		DIRECTION					LAST					
		DATE	OPPONENT	PITCHER	KIND	INN	PA SINCE	0	1	2	0	1	2	3	GAME	AHEAD	LF	LCF	CF	RCF	RF				
Robbie Glendinning	19	9	10	14	5	5	6	8	9	5	4	1	-	6	5	9	1	1	3	8/31	@Tulsa	N. Frasso	3-Run	▲ 3	19
Tyler Gentry	15	5	10	12	3	7	5	3	6	5	4	-	-	7	3	6	1	2	3	9/6	@Wichita	H. McMahon	2-Run	▲ 3	1
Seuly Matias	15	6	9	11	4	6	4	5	9	4	2	-	3	2	8	5	1	1	-	8/11	@Arkansas	T. Dollard	Solo	▲ 4	40
John Rave	13	5	8	10	3	3	7	3	4	4	4	1	-	4	1	3	1	2	6	8/19	vs. San Antonio	O. Hernandez	Solo	▼ 8	55
Tucker Bradley	12	4	8	11	1	5	4	3	7	2	1	2	2	2	1	1	1	2	7	9/2	@Tulsa	J. Rooney	Solo	▲ 4	13
Nick Loftin	12	2	10	6	6	4	5	3	6	5	-	1	1	2	4	7	1	-	-	8/4	vs. Tulsa	A. Gamboa	2-Run	▼ 1	
Jake Means	11	7	4	8	3	6	2	3	6	4	1	-	-	4	5	5	-	1	-	8/28	vs. Springfield	G. Dalatri	Solo	▼ 6	15
Logan Porter	10	5	5	8	2	4	4	2	8	2	-	-	1	3	6	2	1	1	-	7/29	@Wichita	L. Varland	Solo	▲ 2	
CJ Alexander	9	5	4	7	2	2	3	4	5	2	2	-	-	1	-	1	-	1	7	8/24	vs. Springfield	G. Dalatri	Solo	▼ 9	44
Michael Massey	9	3	6	7	2	3	5	1	3	3	2	1	2	3	1	1	1	4	2	6/10	@Tulsa	B. Miller	2-Run	▲ 3	
Sebastian Rivero	5	5	-	4	1	2	-	3	2	3	-	-	1	1	3	1	-	1	-	8/20	vs. San Antonio	F. Schlichtholz	2-Run	▼ 10	
Maikel Garcia	4	2	2	3	1	1	1	2	3	-	1	-	-	1	1	3	-	-	-	7/23	@Springfield	D. Roach	Solo	▼ 9	
Nate Eaton	4	1	3	4	-	2	2	-	4	-	-	-	-	3	2	2	-	-	-	5/25	@Midland	Z. Plunkett	Solo	▲ 5	
Bhret Bewley	3	2	1	3	-	3	-	-	2	1	-	-	-	-	2	1	-	-	-	8/17	vs. San Antonio	E. Bencomo	2-Run	▼ 7	
Morgan McCullough	2	1	1	2	-	1	-	-	2	-	-	-	1	-	-	-	-	-	2	9/3	@Tulsa	J. Leasure	Solo	▲ 7	8
Diego Hernández	2	1	1	1	1	1	-	1	-	2	-	-	-	1	-	-	-	1	1	9/2	@Tulsa	J. Rooney	2-Run	▲ 3	15
Luca Tresh	2	2	-	1	1	1	-	1	1	1	-	-	-	1	1	-	-	1	-	8/27	vs. Springfield	L. Gragg	Solo	▼ 2	28
Ryan Grotjohn	2	2	-	2	-	-	1	1	-	2	-	-	-	1	1	-	-	1	-	6/5	vs. Corpus Christi	J. Sprinkle	2-Run	▼ 8	
Tyler Cropley	1	1	-	-	1	-	-	1	1	-	-	-	1	-	1	-	-	-	-	7/4	vs. Tulsa	A. Gamboa	Solo	▼ 6	53
	150	68	82	114	36	56	50	44	78	45	21	6	12	42	45	47	8	19	31						

INNING DISTRIBUTION

1st Inning	2nd Inning	3rd Inning	4th Inning	5th Inning	6th Inning	7th Inning	8th Inning	9th Inning	10th Inning	11th Inning
11	24	27	16	14	10	14	18	13	2	1

NOTABLE NATURALS HOME RUNS

BACK-TO-BACK HOMERS (3)		2-HOMER GAMES (5)		3-HOMER GAMES (0)		GRAND SLAMS (6)	
PLAYERS	DATE/OPPONENT (INN.)	PLAYER (CAREER NO.)	DATE/OPPONENT	PLAYER (CAREER NO.)	DATE/OPPONENT	PLAYER (CAREER NO.)	DATE/OPPONENT (INN.)
Bhret Bewley & Tucker Bradley	5/5 @ Springfield (6th)	Sebastian Rivero (1st)	4/27 vs. Amarillo			Nick Loftin (2nd)	4/22 @ Frisco (2nd)
Nick Loftin & Tyler Gentry	6/29 @ Amarillo (1st)	Seuly Matias (9th)	6/28 @ Amarillo			Tucker Bradley (1st)	4/23 @ Frisco (5th)
CJ Alexander & Jake Means	7/16 @ Corpus Christi (2nd)	Tyler Gentry (2nd)	6/29 @ Amarillo			Tucker Bradley (2nd)	5/13 vs. Wichita (5th)
		Robbie Glendinning (1st)	7/3 @ Amarillo			Michael Massey (2nd)	5/24 @ Midland (7th)
		CJ Alexander (5th)	8/11 @ Arkansas			John Rave (2nd)	6/28 @ Amarillo (1st)
						Robbie Glendinning (2nd)	7/17 @ Corpus Christi (8th)

LEADOFF HOMERS (1)		INSIDE-THE PARK HOMERS (0)		PINCH-HIT HOMERS (0)		WALK-OFF HOMERS (3)	
PLAYER (CAREER NO.)	DATE/OPPONENT	PLAYER (CAREER NO.)	DATE/OPPONENT (INN.)	PLAYER (CAREER NO.)	DATE/OPPONENT (INN.)	PLAYER	DATE/OPPONENT
Maikel Garcia (2nd)	6/17 vs. Arkansas					Seuly Matias	6/4 vs. Corpus Christi
						Sebastian Rivero	8/20 vs. San Antonio
						Diego Hernández	8/26 vs. Springfield

NOTABLE OPPOSING HOME RUNS

BACK-TO-BACK HOMERS (3)		2-HOMER GAMES (7)		3-HOMER GAMES (0)		GRAND SLAMS (7)	
PLAYERS	DATE/OPPONENT (INN.)	PLAYER (CAREER NO.)	DATE/OPPONENT	PLAYER (CAREER NO.)	DATE/OPPONENT	PLAYER	DATE/OPPONENT (INN.)
Leandro Cedeño & Jorge Barrosa	5/1 vs. Amarillo (8th)	Dio Arias (1st)	4/21 @ Frisco			Justin Foscue	4/21 @ Frisco (3rd)
Alex Isola & Andrew Bechtold	5/10 vs. Wichita (4th)	Leandro Cedeño (4th)	4/30 vs. Amarillo			Leandro Cedeño	6/30 @ Amarillo (8th)
Leonel Valera & Kody Hoese	8/30 @ Tulsa (4th)	Andy Pages (8th)	6/7 @ Tulsa			Wilyer Abreu	7/14 @ Corpus Christi (8th)
		Joe Rizzo (3rd)	6/14 vs. Arkansas			Brandon Lewis	8/5 vs. Tulsa (8th)
		Cade Marlowe (3rd)	6/17 vs. Arkansas			Brandon Dixon	8/17 vs. San Antonio (2nd)
		Edouard Julien (2nd)	7/30 @ Wichita			Chandler Redmond	8/24 vs. Springfield (4th)
		Brandon Lewis (6th)	9/2 @ Tulsa			Nick Dunn	8/24 vs. Springfield (7th)

LEADOFF HOMERS (4)		INSIDE-THE PARK HOMERS (0)		PINCH-HIT HOMERS (0)		WALK-OFF HOMERS (0)	
PLAYER	DATE/OPPONENT	PLAYER	DATE/OPPONENT (INN.)	PLAYER	DATE/OPPONENT (INN.)	PLAYER	DATE/OPPONENT
Jonathan Ornelas	4/24 @ Frisco						
Jorge Barrosa	7/3 @ Amarillo						
Jonny DeLuca	7/6 vs. Tulsa						
Edouard Julien	7/30 @ Wichita						



AFTER-INNING RECORDS

	LEADING	TRAILING	TIED
AFTER 1 INNING	18 - 14	13 - 27	20 - 31
AFTER 2 INNINGS	22 - 15	18 - 38	12 - 17
AFTER 3 INNINGS	33 - 17	11 - 42	8 - 12
AFTER 4 INNINGS	32 - 13	10 - 48	10 - 10
AFTER 5 INNINGS	37 - 9	9 - 56	6 - 6
AFTER 6 INNINGS	39 - 10	7 - 57	6 - 4
AFTER 7 INNINGS	41 - 4	3 - 62	5 - 4
AFTER 8 INNINGS	43 - 0	2 - 65	4 - 5

NATURALS BIG INNINGS

DATE	INNING	RUNS
1. 6/28 @ Tulsa	9th Inning	8
6/10 @ Tulsa	7th Inning	8
4/12 vs. Wichita	1st Inning	8
4. 8/7 vs. Tulsa	4th Inning	7
6/18 vs. Arkansas	2nd Inning	7
4/27 vs. Amarillo	4th Inning	7
7. 8/24 vs. Springfield	7th Inning	6
8/17 vs. San Antonio	9th Inning	6
8/3 vs. Tulsa	3rd Inning	6
5/27 @ Midland	2nd Inning	6
5/4 @ Springfield	9th Inning	6

SCORE BY INNINGS

	1	2	3	4	5	6	7	8	9	10	11+	TOTAL
Naturals	76	77	126	74	79	46	99	60	78	10	4	729
Opponents	97	86	125	72	82	112	115	95	28	7	5	824
Difference	-21	-9	1	2	-3	-66	-16	-35	50	3	-1	-95
SCORE BY INNINGS V. WICHITA	1	2	3	4	5	6	7	8	9	10	11+	TOTAL
Naturals	14	6	8	4	9	7	12	6	9	1	0	76
Wind Surge	8	10	15	8	8	12	16	15	2	2	0	96
vs. Wichita Difference	6	-4	-7	-4	1	-5	-4	-9	7	-1	0	-20

MULTI-RUN INNINGS

	2	3	4	5	6	7	8	9	10+	TOTAL
Naturals	81	58	25	8	5	3	3	-	-	183
Opponents	108	29	32	18	9	5	-	-	2	203

RECORD BY RUNS SCORED/ALLOWED

RUNS	0	1	2	3	4	5	6	7	8	9	10	11+
SCORED	0-4	0-10	0-11	2-13	3-12	5-8	5-4	7-4	9-0	9-1	3-1	12-3
ALLOWED	6-0	2-0	5-5	9-2	0-4	10-11	7-6	4-7	2-5	0-5	0-5	0-23

RECORD BY MARGIN OF VICTORY/DEFEAT

1 Run	2 Runs	3 Runs	4 Runs	5 Runs	6 Runs	7 Runs	8 Runs	9 Runs	10+ Runs
8 - 18	8 - 8	8 - 9	8 - 4	5 - 7	4 - 8	3 - 6	4 - 3	4 - 1	2 - 8

2022 NATURALS MONTH BY MONTH

HITTING

MONTH	AVG	G	AB	R	H	TB	2B	3B	HR	RBI	BB	IBB	SO	SB	CS	OBP	SLG	OPS	SAC	SF	HBP	GIDP	LOB
APRIL	.261	20	690	126	180	291	37	4	22	112	97	1	183	32	5	.357	.422	.779	4	9	11	14	151
MAY	.285	25	892	160	254	406	53	6	29	151	94	3	222	31	7	.353	.455	.808	8	15	9	18	190
JUNE	.232	26	848	139	197	345	43	0	35	128	112	0	246	32	6	.335	.407	.742	4	7	22	16	175
JULY	.267	24	821	134	219	349	52	3	24	119	115	1	238	31	9	.360	.425	.785	5	11	11	17	190
AUGUST	.246	26	861	149	212	353	36	0	35	138	142	3	252	30	11	.357	.410	.767	2	16	15	11	206
SEPTEMBER	.232	5	151	21	35	59	7	1	5	21	25	1	50	11	3	.341	.391	.732	1	0	0	4	33
TOTAL	.258	126	4263	729	1098	1804	228	14	150	669	585	9	1191	167	41	.352	.423	.775	24	58	68	80	945

PITCHING

MONTH	W	L	ERA	G	GS	CG	SHO	GF	HLD	SV	SVO	IP	H	R	ER	HR	HB	BB	SO	WP	BK	WHIP	AVG
APRIL	9	11	5.98	20	20	0	0	20	3	3	5	179.0	194	127	119	25	11	87	158	17	1	1.57	.276
MAY	13	12	4.43	25	25	0	2	25	4	3	6	219.1	197	120	108	25	12	123	249	9	1	1.46	.239
JUNE	10	16	6.17	26	26	1	3	25	2	2	4	227.2	242	174	156	33	17	136	248	11	6	1.66	.270
JULY	8	16	6.78	24	24	0	1	24	1	3	4	207.0	247	177	156	40	27	138	209	20	2	1.86	.294
AUGUST	11	15	6.76	26	26	0	0	26	3	4	10	229.0	260	200	172	30	17	152	220	23	3	1.80	.284
SEPTEMBER	3	2	4.62	5	5	0	0	5	1	2	2	39.0	41	26	20	4	1	22	32	1	0	1.62	.265
TOTAL	54	72	5.98	126	126	1	6	125	14	17	31	1101.0	1181	824	731	157	85	658	1116	81	13	1.67	.273

2022 WALK-OFF TRACKER (5 FOR, 3 AGAINST)

GAME #	DATE	OPPONENT	FINAL (INN.)	PLAYER	WINNING RUN	PITCHER	HOW	OUTS	COUNT
33	May 18	@ Arkansas	L, 7-5 (10)	Zach DeLoach	Jack Larsen	Walter Pennington	RBI single to right field	2	0-1
41	May 26	@ Midland	L, 2-1 (10)	Shane Selman	Logan Davidson	Zack Phillips	RBI single to right-center field	2	2-2
49	June 4	vs. Corpus Christi	W, 6-5 (10)	Seuly Matias	Seuly Matias	Devin Conn	2-run home run to left field	2	1-1
71	June 30	@ Amarillo	L, 5-4 (9)	Andy Yerzy	Tim Tawa	Yefri Del Rosario	Sacrifice fly to right field	2	0-1
75	July 4	vs. Tulsa	W, 7-6 (10)	Seuly Matias	John Rave	Guillermo Zuniga	RBI single to right-center field	0	1-2
111	August 19	vs. San Antonio	W, 9-8 (9)	Diego Hernández	Jake Means	Oswaldo Hernandez	RBI fielder's choice to 2nd base	1	0-0
112	August 20	vs. San Antonio	W, 5-3 (10)	Sebastian Rivero	Jake Means	Fred Schlichtholz	2-run home run to left field	2	1-0
117	August 26	vs. Springfield	W, 6-4 (9)	Diego Hernández	John Rave	Dalton Roach	2-run home run to right field	2	1-1

Bold Indicates Naturals Walk-off

2022 NATURALS EJECTIONS (7)

DATE	INNING	WHO (POSITION)	WHY	UMPIRE (POSITION)
June 2 vs. Corpus Christi	▼ 7	Robbie Glendinning (1B)	Arguing (Balls/Strikes)	Steven Rios Jr. (HP)
June 3 vs. Corpus Christi	▼ 5	Michael Massey (DH)	Arguing (Balls/Strikes)	Mike Carroll (HP)
June 24 vs. Springfield	▼ 3	Seuly Matias (RF)	Arguing (Balls/Strikes)	Pete Talkington (HP)
July 17 @ Corpus Christi	▲ 3	Jake Means (2B)	Instigating	Ty Krauss (HP)
August 19 vs. San Antonio	▼ 6	Robbie Glendinning (2B)	Arguing (Check Swing)	Jake Bruner (HP)
August 19 vs. San Antonio	▼ 6	Chris Widger (Manager)	Arguing	Jake Bruner (HP)
August 28 vs. Springfield	▲ 6	Chris Widger (Manager)	Arguing	Isaias Barba (1B)



Table with 2 columns: Statistic and Value. Categories include MONTH, OPPONENT, PITCHING, SCORING, HITTING, and FIELDING.

TEAM HIGHS

Table listing team statistics such as Longest Win Streak, Longest Losing Streak, Longest Home Winning Streak, etc.

OFFENSIVE HIGHS

Table listing offensive statistics such as Most Runs Scored, Most Hits, Most Doubles, etc.

INDIVIDUAL OFFENSIVE HIGHS

Table listing individual player statistics such as Most Runs, Game, Most Hits, Game, etc.

PITCHING HIGHS

Table listing pitching statistics such as Most Runs Allowed, Game, Most Hits Allowed, Game, etc.

INDIVIDUAL PITCHING HIGHS

Table listing individual pitcher statistics such as Most Runs Allowed, Game, Most Earned Runs Allowed, Game, etc.

^ Indicates All-Time Naturals Record Tied

* Indicates All-Time Naturals Record Set



Table with columns: DATE, OPPONENT, RESULT, 1, 2, 3, 4, 5, 6, 7, 8, 9. Rows list game dates, opponents, scores, and starting players for each position.



LF

Tucker Bradley, 81 (37-44)
John Rave, 19 (9-10)
Tyler Gentry, 16 (4-12)
Ryan Grotjohn, 4 (1-3)
Nate Eaton, 3 (2-1)
Nick Loftin, 2 (2-0)
Diego Hernández, 1 (0-1)

CF

John Rave, 55 (25-30)
Nick Loftin, 53 (20-33)
Diego Hernández, 14 (6-8)
Parker Bates, 2 (1-1)
Ryan Grotjohn, 1 (1-0)
Tucker Bradley, 1 (0-1)

RF

Seuly Matias, 63 (27-36)
Tyler Gentry, 29 (12-17)
John Rave, 15 (4-11)
Nate Eaton, 7 (3-4)
Tucker Bradley, 5 (3-2)
Diego Hernández, 4 (2-2)
Ryan Grotjohn, 2 (2-0)
Parker Bates, 1 (0-1)

SS

Maikel Garcia, 77 (31-46)
Angelo Castellano, 16 (5-11)
Morgan McCullough, 11 (4-7)
Jeison Guzmán, 6 (4-2)
Nick Loftin, 6 (4-2)
Jake Means, 5 (3-2)
Ryan Grotjohn, 4 (2-2)
Nate Eaton, 1 (1-0)

2B

Michael Massey, 46 (25-21)
Brhet Bewley, 20 (6-14)
Nick Loftin, 19 (7-12)
Robbie Glendinning, 20 (6-14)
Morgan McCullough, 10 (7-3)
Jake Means, 5 (2-3)
Ryan Grotjohn, 5 (0-5)
Angelo Castellano, 1 (1-0)

3B

Jake Means, 65 (27-38)
Nate Eaton, 23 (10-13)
Robbie Glendinning, 10 (5-5)
CJ Alexander, 10 (2-8)
Logan Porter, 6 (3-3)
Brhet Bewley, 4 (4-0)
Morgan McCullough, 4 (1-3)
Nick Loftin, 3 (1-2)
Ryan Grotjohn, 1 (1-0)

SP

Anthony Veneziano, 23 (11-12)
Alec Marsh, 23 (4-19)
Dante Biasi, 15 (9-6)
Ángel Zerpa, 13 (5-8)
Drew Parrish, 10 (5-5)
Andrew Hoffmann, 8 (4-4)
Jon Bowlan, 7 (4-3)
Noah Murdock, 7 (1-6)
T.J. Sikkema, 6 (2-4)
Will Klein, 3 (2-1)
Asa Lacy, 3 (2-1)
Marcelo Martinez, 3 (2-1)
Zack Phillips, 3 (2-1)
Zach Haake, 1 (1-0)
Walter Pennington, 1 (0-1)

1B

Robbie Glendinning, 61 (27-34)
CJ Alexander, 27 (11-16)
Logan Porter, 20 (6-14)
Jake Means, 18 (10-8)

DH

Seuly Matias, 25 (11-14)
Tyler Gentry, 17 (6-11)
Tucker Bradley, 16 (6-10)
Robbie Glendinning, 15 (7-8)
Logan Porter, 14 (4-10)
John Rave, 8 (6-2)
Michael Massey, 8 (2-6)
Nick Loftin, 6 (5-1)
Brhet Bewley, 6 (1-5)
CJ Alexander, 3 (1-2)
Nate Eaton, 2 (2-0)
Jake Means, 2 (2-0)
Ryan Grotjohn, 2 (1-1)
Diego Hernández, 1 (0-1)
Sebastian Rivero, 1 (0-1)

C

Sebastian Rivero, 40 (16-24)
Logan Porter, 35 (19-16)
Tyler Cropley, 24 (5-19)
Luca Tresh, 17 (9-8)
Gavin Stupienski, 10 (5-5)

1	2	3	4	5	6	7	8	9
Maikel Garcia, 76 (30-46) Tucker Bradley, 41 (20-21) Nick Loftin, 6 (4-2) Diego Hernández, 3 (2-1)	Nick Loftin, 77 (35-42) Diego Hernández, 17 (8-9) Tucker Bradley, 13 (4-9) Tyler Gentry, 6 (3-3) John Rave, 5 (1-4) Brhet Bewley, 3 (1-2) Nate Eaton, 2 (1-1) Angelo Castellano, 2 (0-2) Maikel Garcia, 1 (1-0)	Michael Massey, 54 (27-27) Tyler Gentry, 45 (17-28) Logan Porter, 8 (3-5) CJ Alexander, 5 (3-2) Robbie Glendinning, 5 (3-2) Nick Loftin, 5 (0-5) John Rave, 4 (1-3)	Robbie Glendinning, 44 (23-21) Seuly Matias, 32 (14-18) Logan Porter, 18 (8-10) CJ Alexander, 18 (6-12) Tyler Gentry, 7 (0-7) John Rave, 4 (2-2) Jake Means, 2 (0-2) Luca Tresh, 1 (1-0)	John Rave, 37 (22-15) Robbie Glendinning, 26 (9-17) Nate Eaton, 19 (7-12) Logan Porter, 15 (4-11) Sebastian Rivero, 9 (4-5) CJ Alexander, 5 (2-3) Luca Tresh, 3 (3-0) Tyler Gentry, 3 (1-2) Seuly Matias, 3 (1-2) Tucker Bradley, 1 (1-0) Nick Loftin, 1 (0-1)	Seuly Matias, 35 (16-19) John Rave, 21 (11-20) Robbie Glendinning, 13 (4-9) Sebastian Rivero, 12 (5-7) Nate Eaton, 9 (6-3) Logan Porter, 8 (5-3) Jake Means, 4 (2-2) Luca Tresh, 4 (2-2) CJ Alexander, 4 (1-3) Jeison Guzmán, 2 (2-0) Brhet Bewley, 1 (1-0) Tucker Bradley, 1 (0-1) Ryan Grotjohn, 1 (0-1) Gavin Stupienski, 1 (0-1)	Jake Means, 17 (7-10) Robbie Glendinning, 16 (6-10) Seuly Matias, 16 (6-10) Logan Porter, 15 (6-9) Sebastian Rivero, 10 (3-7) Luca Tresh, 8 (3-5) CJ Alexander, 7 (2-5) Ryan Grotjohn, 7 (1-6) Gavin Stupienski, 6 (4-2) Nate Eaton, 5 (4-1) John Rave, 4 (3-1) Tucker Bradley, 4 (2-2) Tyler Cropley, 4 (2-2) Brhet Bewley, 3 (2-1) Jeison Guzmán, 3 (2-1) Angelo Castellano, 1 (1-0)	Jake Means, 61 (29-32) Brhet Bewley, 12 (6-6) Logan Porter, 11 (6-5) Tyler Cropley, 10 (1-9) Morgan McCullough, 9 (2-7) Sebastian Rivero, 8 (4-4) Robbie Glendinning, 4 (2-2) Ryan Grotjohn, 3 (1-2) Gavin Stupienski, 3 (1-2) Seuly Matias, 2 (1-1) Angelo Castellano, 1 (0-0) Jeison Guzmán, 1 (0-1) Luca Tresh, 1 (0-1)	Tucker Bradley, 44 (21-23) Morgan McCullough, 14 (8-6) Angelo Castellano, 14 (5-9) John Rave, 12 (4-8) Tyler Cropley, 10 (2-8) Jake Means, 9 (5-4) Brhet Bewley, 9 (1-8) Ryan Grotjohn, 8 (5-3) Parker Bates, 3 (2-1) Sebastian Rivero, 2 (1-1) Nate Eaton, 1 (0-1)



PLAYER	GS	POSITION										BATTING ORDER										
		C	1B	2B	3B	SS	LF	CF	RF	OF	DH	1ST	2ND	3RD	4TH	5TH	6TH	7TH	8TH	9TH		
Robbie Glendinning	107		62	20	10									15			5	44	26	13	16	3
Tucker Bradley	103						81	1	5	87	16			41	12				1	1	4	44
John Rave	97							19	55	15	89	8			5	4	4	37	31	4		12
Jake Means	95		18	5	65	5											2	2	4	17	61	9
Nick Loftin	89			19	3	6	2	53			55	6		6	77	5			1			
Seuly Matias	88										63	63	25					32	3	35	16	2
Maikel Garcia	77					77								76	1							
Logan Porter	75	35	20		6								14			8	18	15	8	15	11	
Tyler Gentry	62						16			29	45	17		7	45	7	3					
Michael Massey	54			46												54						
Sebastian Rivero	41	40											1					9	12	10	8	2
CJ Alexander	39		26		10								3			5	18	5	4	7		
Nate Eaton	36				23	1	3			7	10	2		2			19	9	5		1	
Brhet Bewley	30			20	4								6			3		2	1	3	12	9
Tyler Cropley	24	24																		4	10	10
Morgan McCullough	24			10	4	10															10	14
Diego Hernández	20						1	14	4	19	1		3	17								
Ryan Grotjohn	19			5	1	4	4	1	2	7	2								1	7	3	8
Angelo Castellano	18			1		17									2					1	1	14
Luca Tresh	17	17															1	3	4	8	1	
Gavin Stupienski	10	10																		1	6	3
Jeison Guzmán	6					6														2	3	1
Parker Bates	3							2	1	3												3

OUTFIELD ASSISTS (33)

TUCKER BRADLEY (7)	LF	6
	RF	1
NATE EATON (4)	LF	1
	RF	3
TYLER GENTRY (8)	LF	3
	RF	5
NICK LOFTIN (4)	CF	4
SEULY MATIAS (4)	RF	4
JOHN RAVE (6)	CF	6

OF LINEUP COMBOS

126 games, 125 unique lineup combinations used

MOST USED LINEUP (2x)

PLAYER	Pos.
1 Tucker Bradley	LF
2 Nick Loftin	CF
3 Tyler Gentry	RF
4 Robbie Glendinning	1B
5 Logan Porter	C
6 CJ Alexander	3B
7 Jake Means	2B
8 Brhet Bewley	DH
9 Morgan McCullough	SS

NATURALS POSITION PRODUCTION

	AVG	AB	H	TB	2B	3B	HR	RBI	BB	SO	OBP	SLG	OPS	SAC	SF	HBP	GIDP
C	.246	452	111	192	33	0	16	68	58	123	.347	.425	.772	1	3	14	9
1B	.267	469	125	216	28	0	21	95	62	154	.355	.461	.816	0	8	7	8
2B	.258	469	121	204	26	0	19	81	68	141	.352	.435	.787	3	9	5	10
3B	.217	456	99	163	25	3	11	66	64	135	.321	.357	.678	1	3	7	14
SS	.269	494	133	183	31	2	5	41	71	114	.361	.370	.731	4	3	2	11
LF	.282	476	134	206	26	2	14	68	71	107	.375	.433	.808	5	6	4	7
CF	.264	489	129	198	21	3	14	70	66	119	.354	.405	.759	6	6	6	12
RF	.269	469	126	238	19	3	29	104	57	145	.357	.507	.864	2	12	14	5
DH	.248	464	115	197	17	1	21	72	67	142	.350	.425	.775	2	6	9	4

NATURALS LINEUP PRODUCTION

	AVG	AB	H	TB	2B	3B	HR	RBI	BB	SO	OBP	SLG	OPS	SAC	SF	HBP	GIDP
1st	.287	526	151	227	38	1	12	57	76	109	.376	.432	.808	6	3	1	12
2nd	.277	513	142	215	23	1	16	72	64	94	.358	.419	.777	7	8	5	10
3rd	.293	498	146	237	28	0	21	101	64	128	.378	.476	.854	1	12	11	8
4th	.262	485	127	227	26	1	24	100	63	173	.352	.468	.820	0	9	9	10
5th	.220	469	103	184	20	2	19	77	67	128	.325	.392	.717	0	7	10	5
6th	.263	453	119	209	21	3	21	83	70	153	.368	.461	.829	2	5	8	6
7th	.255	451	115	190	23	2	16	69	58	148	.350	.421	.771	1	7	12	7
8th	.209	441	92	151	26	0	11	54	63	145	.318	.342	.660	2	1	8	13
9th	.241	427	103	164	23	4	10	56	60	113	.336	.384	.720	5	6	4	9



Main table for April games, columns include GM #, APRIL, OPPONENT, SCORE, RECORD, Pos./G+/-, WIN, LOSS, SAVE, TEMP., 1ST PITCH, TIME, ATT., HOME ATT., NATURALS (R, H, E, LO), and OPPONENT (R, H, E, LO).

APRIL Hitting Results: .261/.357/.422 (180-for-690), 37 2B, 22 HR, 126 R, 97 BB, 32 SB // APRIL Pitching Results: 9-11, 5.98 ERA (119 ER in 179.0 IP), 3/5 SV, 194 H, 25 HR, 87 BB, 158 K, .276 AVG

Main table for May games, columns include GM #, MAY, OPPONENT, SCORE, RECORD, Pos./G+/-, WIN, LOSS, SAVE, TEMP., 1ST PITCH, TIME, ATT., HOME ATT., NATURALS (R, H, E, LO), and OPPONENT (R, H, E, LO).

MAY Hitting Results: .286/.354/.456 (255-for-892), 53 2B, 29 HR, 160 R, 94 BB, 31 SB // MAY Pitching Results: 13-12, 4.43 ERA (108 ER in 219.1 IP), 3/6 SV, 197 H, 25 HR, 123 BB, 249 K, .239 AVG

Main table for June games, columns include GM #, JUNE, OPPONENT, SCORE, RECORD, Pos./G+/-, WIN, LOSS, SAVE, TEMP., 1ST PITCH, TIME, ATT., HOME ATT., NATURALS (R, H, E, LO), and OPPONENT (R, H, E, LO).

1ST HALF Hitting Results: .259/.346/.765 (603-for-2,426), 126 2B, 75 HR, 397 R, 284 BB, 92 SB // 1ST HALF Pitching Results: 31-37, 5.50 ERA (367 ER in 600.1 IP), 8/15 SV, 604 H, 81 HR, 333 BB, 621 K, .261 AVG



Table with columns: GM #, JUNE, OPPONENT, SCORE, RECORD, POS./G+/-, WIN, LOSS, SAVE, TEMP., 1ST PITCH, TIME, ATT., HOME ATT., NATURALS (R, H, E, LO), OPPONENT (R, H, E, LO). Rows include games from 6/28 to 7/31.

JUNE Hitting Results: .232/.335/.407 (197-for-848), 43 2B, 35 HR, 139 R, 112 BB, 32 SB // JUNE Pitching Results: 10-16, 6.17 ERA (156 ER in 227.0 IP), 2/4 SV, 242 H, 33 HR, 136 BB, 248 K, .270 AVG

Table with columns: GM #, JULY, OPPONENT, SCORE, RECORD, POS./G+/-, WIN, LOSS, SAVE, TEMP., 1ST PITCH, TIME, ATT., HOME ATT., NATURALS (R, H, E, LO), OPPONENT (R, H, E, LO). Rows include games from 7/1 to 7/31.

JULY Hitting Results: .267/.360/.425 (219-for-821), 52 2B, 24 HR, 134 R, 115 BB, 31 SB // JULY Pitching Results: 8-16, 6.78 ERA (156 ER in 207.0 IP), 3/4 SV, 247 H, 40 HR, 138 BB, 209 K, .294 AVG

Table with columns: GM #, AUGUST, OPPONENT, SCORE, RECORD, POS./G+/-, WIN, LOSS, SAVE, TEMP., 1ST PITCH, TIME, ATT., HOME ATT., NATURALS (R, H, E, LO), OPPONENT (R, H, E, LO). Rows include games from 8/2 to 8/31.

AUGUST Hitting Results: .246/.357/.410 (212-for-861), 36 2B, 35 HR, 149 R, 142 BB, 30 SB // AUGUST Pitching Results: 11-15, 6.76 ERA (172 ER in 229.0 IP), 4/10 SV, 260 H, 30 HR, 152 BB, 220 K, .284 AVG

Table with columns: GM #, SEPTEMBER, OPPONENT, SCORE, RECORD, POS./G+/-, WIN, LOSS, SAVE, TEMP., 1ST PITCH, TIME, ATT., HOME ATT., NATURALS (R, H, E, LO), OPPONENT (R, H, E, LO). Rows include games from 9/2 to 9/18.

SEPTEMBER Hitting Results: TBD // SEPTEMBER Pitching Results: TBD
2ND HALF Hitting Results: TBD // 2ND HALF Pitching Results: TBD



THE LAST TIME THE NATURALS...

Table listing various baseball statistics such as 'THREW A PERFECT GAME', 'THREW A NO-HITTER', 'GOT NO-HIT (9 INNINGS)', 'WON 11 GAMES IN A ROW', etc., with corresponding dates and opponents.

THE LAST TIME A NATURALS HITTER...

Table listing various baseball statistics for hitters such as 'HAD 6 HITS IN ONE GAME', 'HIT 3 HOME RUNS IN ONE GAME', 'HIT A GRAND SLAM', 'REACHED BASE 6 TIMES IN ONE GAME', etc., with corresponding dates and opponents.

THE LAST TIME A NATURALS PITCHER...

Table listing various baseball statistics for pitchers such as 'THREW A 1-HITTER (9 INNINGS)', 'THREW A 9-INNING COMPLETE GAME SHUTOUT', 'THREW 110+ PITCHES IN A GAME', etc., with corresponding dates and opponents.