



**SOD  
POODLES  
BASEBALL  
CLUB**

# NEWS & NOTES

**HODGETOWN**

**715 S. BUCHANAN ST**

**AMARILLO, TEXAS 79101**

**806-803-7762**

**TWITTER: @SODPOODLES**

Sod Poodles PR Department: Director, Cory Hilborne - CoryH@SodPoodles.com, 806-803-9614

**Corpus Christi Hooks (50-49, 17-13)**

**RHP Ryan Gusto (2-1, 3.42 ERA)**

**VS.**

**Amarillo Sod Poodles (53-46, 19-11)**

**LHP Yu-Min Lin (2-0, 3.00 ERA)**

Friday, August 4, 2023 • 7:05 PM CT • HODGETOWN • Radio: KVWE-102.9 FM • Game 100 • Home Game 49

## UPCOMING GAMES

DAY	DATE	OPPONENT	PROBABLE PITCHERS	TIME (CT)	RADIO
Sat	Aug 5	vs CC	RHP Aaron Brown (4-1, 4.07 ERA) vs. TBA	7:05 PM	KVWE-102.9 FM
Sun	Aug 6	vs CC	RHP Diosmerky Taveras (1-2, 4.26 ERA) vs. RHP Luke Albright (7-4, 5.07 ERA)	7:05 PM	KVWE-102.9 FM
Tues	Aug 8	@ TUL	TBA vs. TBA	7:05 PM	KVWE-102.9 FM

## SEASON RESULTS

Date	Site	Result
4/11	vs CCC	L, 5-4
4/12	vs CCC	W, 9-10
4/13	vs CCC	L, 3-10
4/14	vs CCC	L, 13-10
4/15	vs CCC	W, 5-3
4/16	vs CCC	L, 11-5
5/2	vs CCC	W, 3-0
5/3	vs CCC	L, 12-7
5/4	vs CCC	L, 6-1
5/5	vs CCC	W, 12-9
5/6	vs CCC	L, 12-7
5/7	vs CCC	L, 5-4
6/20	vs CCC	L, 12-6
6/21	vs CCC	W, 5-4
6/22	vs CCC	W, 5-4
6/23	vs CCC	L, 10-9
6/24	vs CCC	W, 5-3
6/25	vs CCC	W, 9-3
6/26	vs CCC	W, 5-3
6/1	vs CCC	L, 13-11
6/2	vs CCC	W, 4-3
6/3	vs CCC	W, 4-3
6/4	vs CCC	W, 4-3
6/5	vs CCC	W, 4-3
6/6	vs CCC	W, 4-3

## CORPUS SERIES CAPSULE

2023 at Home: 5-4  
2023 on Road: 5-7  
All-Time at Home: 25-18  
All-Time on Road: 26-30  
All-Time Totals: 51-48

## STREAKS

Last 5 Games: 4-1  
Last 10 Games: 5-5  
Longest 2023 Winning Streak: 7  
Longest 2023 Losing Streak: 4 (2x)  
All-Time W/L: 251-241

## LEAGUE STANDINGS

### TEXAS LEAGUE 2ND HALF

North (W-L-PCT-GB)			
SPRINGFIELD	17-13	.567	-
ARKANSAS	15-14	.517	1.5
NW ARKANSAS	14-15	.483	2.5
WICHITA	13-17	.433	4.0
TULSA	10-20	.333	7.0

South (W-L-PCT-GB)			
AMARILLO	19-11	.633	-
CORPUS CHRISTI	17-13	.567	2.0
FRISCO	17-13	.567	2.0
MIDLAND	14-16	.467	5.0
SAN ANTONIO	13-17	.433	6.0

### OVERALL

North (W-L-PCT-GB)			
*ARKANSAS	60-38	.612	-
SPRINGFIELD	51-48	.515	9.5
TULSA	51-48	.515	9.5
NW ARKANSAS	43-55	.439	17.0
WICHITA	41-57	.418	19.0

South (W-L-PCT-GB)			
AMARILLO	53-46	.535	-
CORPUS CHRISTI	50-49	.506	3.0
*SAN ANTONIO	50-49	.506	3.0
FRISCO	48-50	.490	4.5
MIDLAND	46-53	.465	7.0

\*Clinched 1st half

## TEAM LEADERS

**AVERAGE:** .264 - Roberts  
**HITS:** 86 - Vukovich  
**2B:** 20 - Lawlar  
**TRIPLES:** 7 - Roberts  
**HOME RUNS:** 19 - Vukovich  
**RBI:** 73 - Vukovich  
**OPS:** .908 - Roberts  
**STOLEN BASES:** 28 - Lawlar  
**SO (P):** 117 - Albright  
**SAVES:** 7 - Backhus  
**ERA:** 4.63 - Backhus  
**WINS:** 7 - Albright

## ATTENDANCE

Last: 6,008  
Total: 248,389  
Average: 5,520  
No. of Sellouts: 20

**SUPER YU-MIN DAY:** D-backs' no. 10-rated prospect will make his fourth Double-A start on the mound for Amarillo. Through his first three, Lin carries a 2-0 record with a 3.00 ERA after allowing four runs in his last start on the road in Midland. He made his debut for Amarillo in the Calf Fries uniforms are spun six scoreless innings back on July 16 against Frisco. The left-hander has mixed pitches effectively through his three starts to the tune of 22 strikeouts in 18.0 IP.

**ROB HURTS BASEBALLS:** Caleb Roberts provided plenty of excitement on Thursday night beginning with an opposite-field home run in the bottom of the third inning. It was his first home run since July 23rd against Wichita and his 10th home run in his last 28 games dating back to June 25th. Roberts' night ended with his second hit of the night providing the walk-off RBI, scoring Jordan Lawlar from second base in the bottom of the ninth. After his multi-hit performance on Thursday night, Roberts is now hitting .331 (50-for-121) in 33 games at HODGETOWN this season. His season stats in front of the hometown crowd now includes 10 doubles, three triples, 11 home runs, and 26 RBI.

**LAWLAR'S LAST 50:** In 50 games since May 23rd, D-backs' top rated prospect Jordan Lawlar has hit .304 (62-for-204) with 16 doubles, two triples, nine home runs, and 27 RBI. Over the stretch, he also has drawn 24 walks and crossed the plate 52 times. His AVG and hits rank 7th in the league during the span, while his OBP of .393 and OPS of .927 rank 8th. His 16 doubles are second-most behind Brooks Lee's 19 and he ranks tied for 4th in XBH with 27 behind fellow teammates Caleb Roberts (29) and A.J. Vukovich (28). Lawlar is currently riding a 23 game on-base streak dating back to June 29th which is the longest active streak in the Texas League.

**ON THIRSTY THURSDAY OF ALL DAYS:** Seth Beer started Amarillo's scoring with the first of three total solo home runs for the Sod Poodles. Beer's second-inning opposite-field blast was his seventh of the year and first since July 14th against Frisco. His night at the plate ended after going 3-for-3 with the home run, two singles, and a walk. It was the 13th multi-hit effort this season and his second three-hit game. The former first-round pick has two of Amarillo's four four-hit efforts in 2023. Like Roberts, Beer has also hit well at HODGETOWN, now hitting .333 (28-for-84) in 24 games.

**S.PECIAL:** S.P. Chen made his Double-A debut for Amarillo after being added to the roster prior to the beginning of the series. The lefty bat collected his first Double-A hit in the form of a solo home run in the fifth inning. He finished the game 1-for-2 and was able to draw two walks out of the nine-hole in Amarillo's order. Chen's most recent action had been in the Arizona Complex League where he appeared in nine games post-All-Star break. Over his last 10 combined games, Chen has a hit in eight of those including four straight games with a hit. In 69 combined games this year between the ACL, High-A Hillsboro, and Amarillo he has five home runs, eight doubles, a triple, and 23 RBI.

**CALL YOUR GRAM:** Making his third start of the year, Conor Grammes turned in another strong effort. The right-hander turned in a season-high 3.1 IP with five strikeouts after allowing a pair of hits and earned runs. The two earned runs broke a streak of five straight games where Grammes had not allowed an earned run dating back to July 15th. In his three starts this year Grammes is 0-0 with a 2.16 ERA over 8.1 IP and has racked up 14 strikeouts to just one walk, good for a 15.6 K/9 rate as a starter.

**GRAND LARSEN:** Making his first appearance with Amarillo since the end of April, left-hander Dillon Larsen turned in three hitless innings for Amarillo. After a pair of walks in the top of the eighth with nobody out, Larsen responded by striking out the next two he faced and escaped the inning without any damage done. He left two potential go-ahead runners stranded in scoring position. Thursday was Larsen's fifth overall appearance with Amarillo over the last two seasons. Over his five appearances, he holds a 3.38 ERA in 10.2 IP and has turned in two outings of 3.0 IP.

**SEVEN HEAVEN:** After a 1-for-3 night at the dish last night, Ivan Melendez has hit safely in each of his last seven games, with 11 total hits during the stretch.

**RICE-A-RONI:** Jake Rice picked up his first win since April 25 against Frisco. The left-hander is now 3-0 on the year and hasn't suffered a loss since August 24, 2021.

**WALK OFF WINNERS:** Caleb Roberts' walk-off hit was the third for Amarillo this season and the first since Camden Duzenack's two-RBI single on June 1st against Springfield. It was the 21st walk-off win in team history dating back to the 2019 season.

## SOD POODLES BREAKDOWN

At Home: 27-21  
On the Road: 26-25  
Day Games: 7-6  
Night Games: 45-40  
vs. RHP: 43-38  
vs. LHP: 10-8  
First Half: 34-35  
Second Half: 19-11  
April: 11-10  
May: 10-16  
June: 15-10  
July: 15-9  
August: 2-1  
September: 0-0  
Monday: 2-0  
Tuesday: 6-9  
Wednesday: 10-6  
Thursday: 7-9  
Friday: 4-11  
Saturday: 14-4  
Sunday: 10-7

Scoring First: 27-19  
Opponent Scoring First: 26-27  
Extra Innings: 2-3  
Doubleheaders: 6-2  
Commit An Error: 29-28  
Commit No Errors: 24-18  
Walk-Off Wins: 3  
Walk-Off Losses: 3

vs. North 1st Half: 7-5  
vs. South 1st Half: 27-30  
vs. North 2nd Half: 12-6  
vs. South 2nd Half: 7-5

Scoring 4+ Runs: 45-30  
Opp. Scoring 4+ Runs: 22-44  
Scoring 3 Or Fewer Runs: 8-16  
Opp. Scoring 3 Or Fewer Runs: 31-2  
Out-Hit Opponent/Tie: 44-15  
Out-Hit By Opponent: 9-31

Lead After 6: 39-10  
Trail After 6: 7-34  
Tied After 6: 7-2  
Lead After 7: 45-6  
Trail After 7: 3-37  
Tied After 7: 4-3  
Lead After 8: 43-2  
Trail After 8: 1-40  
Tied After 8: 3-4

## Series (W-L-T): 6-5-6

Game 1: 7-11  
Game 2: 12-5  
Game 3: 8-10  
Game 4: 6-9  
Game 5: 12-3  
Game 6: 8-7  
Series Sweeps: 1  
Series Been Swept: 0



# STARTING PITCHER



## #20 YU-MIN LIN - LHP

HEIGHT: 5'11"

WEIGHT: 160

B/T: L/L

AGE: 20 (7/12/2003 in Taitung, Taiwan)

3 C

2-0

22/5 K/BB

3.00 ERA

LAST WIN: 7/22/23 vs WCH

LAST SAVE: --

LONGEST 2023 OUTING: 7.0 IP (2x, Last: 7/22/23 vs WCH)

LAST HOME RUN ALLOWED: 7/23/23 vs WCH (Alex Isola, 1st inning, 2-Run)

CAREER VS. CC: FIRST APPEARANCE

- Signed by the Arizona Diamondbacks as an international free agent on December 15, 2021
- Currently ranked as the D-backs' no. 10-rated prospect (MLB Pipeline)
- Made his professional debut on June 10, 2022 with the ACL D-backs, pitching 2.0 IP against the ACL Giants, allowing two runs on no hits with four strikeouts
- Got his first professional win on July 29, 2022 with Visalia (A-)...Went 5.0 IP against Inland Empire and allowed just two hits and no runs with nine strikeouts.
- Ended his first professional season going 2-2 with a 2.72 ERA in 14 starts...Over 56.1 IP tallied 91 strikeouts with just 22 walks and 31 hits allowed.
- Began the 2023 season with High-A Hillsboro, going 1-3 with a 3.43 ERA over 13 starts...Allowed three or fewer runs 12 of his 13 starts.
- Set a career-high with 13 strikeouts, tying the Hillsboro single-game record by a Hop...Was a 5.0 IP scoreless outing, striking out 13-of-the-16 batters he faced.
- In his Double-A debut on July 16 vs Frisco, he went 6.0 IP scoreless and tied the Amarillo season-high with eight strikeouts while allowing just two hits.

### CAREER STATS

YEAR	TEAM	W-L	ERA	G	GS	CG	SHO	IP	H	R	ER	HR	HB	BB	SO	WP	GDP	BAA
2022	ACL D-backs (Rk)	0-2	2.35	7	7	0	0	23.0	9	10	6	0	2	6	41	1	1	.118
	Visalia (A-)	2-0	2.97	7	7	0	0	33.1	31	14	11	2	1	16	50	7	2	.254
2023	Hillsboro (A+)	1-3	3.43	13	13	0	0	60.1	47	26	23	3	3	22	76	6	8	.223
	Amarillo (AA)	2-0	3.00	3	3	0	0	18.0	11	6	6	1	2	5	22	0	1	.175
MINOR LEAGUE TOTALS		5-5	3.07	30	30	0	0	134.2	98	56	46	6	8	49	189	14	12	.208

### 2023 HIGHS (AA)

INNINGS: 7.0 IP (7/22 vs WCH)  
 HITS: 5 (7/28 @ MID)  
 RUNS: 4 (7/28 @ MID)  
 EARNED RUNS: 4 (7/28 @ MID)  
 STRIKEOUTS: 8 (2x, Last: 7/28 @ MID)  
 WALKS: 4 (7/28 @ MID)  
 HOME RUNS: 1 (7/22 vs WCH)  
 CONSECUTIVE WINS: 2 (7/16-22)  
 CONSECUTIVE LOSSES: 0  
 SHORTEST START: 5.0 IP (7/28 @ MID)  
 PITCHES THROWN: 94 (7/28 @ MID)

### CAREER HIGHS

INNINGS: 7.0 IP (2x, Last: 7/22/23 vs WCH)  
 HITS: 8 (8/11/22 @ MOD (A-))  
 RUNS: 7 (7/7/23 vs VAN (A+))  
 EARNED RUNS: 7 (7/7/23 vs VAN (A+))  
 STRIKEOUTS: 13 (6/3 @ EVE (A+))  
 WALKS: 4 (3x, Last: 7/28/23 @ MID)  
 HOME RUNS: 1 (6x, Last: 7/22/23 vs WCH)  
 CONSECUTIVE WINS: 2 (7/16-22/23)  
 CONSECUTIVE LOSSES: 1 (3x, Last: 6/17/23 @ VAN (A+))  
 SHORTEST START: 1.1 IP (4/15/23 vs EVE (A+))  
 PITCHES THROWN: 101 (7/7/23 vs VAN (A+))

### 2023 SPLITS (AA)

VS. RIGHT: .149/.216/.234, 7 H, HR, 2B, 5 RBI, 16 K, 3 BB  
 VS. LEFT: .250/.368/.313, 4 H, 2B, RBI, 6 K, 2 BB  
 HOME: 2 G, 2-0, 1.38 ERA, 13.0 IP, 6 H, HR, 14 K, BB  
 ROAD: 1 G, 0-0, 7.20 ERA, 5.0 IP, 5 H, 4 ER, 8 K, 4 BB  
 W/ RISP: .200/.250/.333, 3 H, 2 2B, 4 RBI, 6 K, BB  
 DAY: --  
 NIGHT: 3 G, 2-0, 3.00 ERA, 18.0 IP, 11 H, HR, 6 ER, 22 K, 5 BB  
 TEAM W/L IN STARTS: 2-1

### OPPOSING STARTER - RHP RYAN GUSTO (2-1, 3.42 ERA)

CAREER VS. AMA: FIRST APPEARANCE

### BATTER-PITCHER MATCH-UPS (ACTIVE ROSTER, 2023)

#### SOD POODLES VS. RYAN GUSTO:

PLAYER	H	AB	AVG	XBH	HR	RBI	BB	SO
Tawa, T								
Lawlar, J								
Vukovich, A								
Beer, S								
Melendez, I								
Castillo, N								
D'Orazio, J								
Centeno, J								
Vicuña, K								

#### HOOKS VS. YU-MIN LIN:

PLAYER	H	AB	AVG	XBH	HR	RBI	BB	SO
Corona, K								
Loperdifo, J								
Dezenzo, Z								
Brewer, J								
Wagner, W								
Stevens, C								
Stubbs, C								
Correa, J								
Encarnacion, Y								







#5 NICK DALESANDRO - OF					2023 HIGHS: Hits - 3, Runs - 2, RBI - 3, HR - 1, 2B - 1, 3B - 1, BB - 2, K - 3, SB - 2														
HEIGHT: 5'11"		WEIGHT: 175		B/T: R/R AGE: 26 (10/3/1996 in Joliet, IL)										2023 SPLITS:					
G	AVG	OBP	SLG	AB	R	H	2B	3B	HR	RBI	BB	SB/ATT	SO	V. RHP	V. LHP	HOME	AWAY	RISP	
49	.228	.308	.302	149	22	34	4	2	1	12	17	14/17	39	.225	.241	.275	.188	.243	
LAST GAME: 0-for-4, 3 K						LAST HOME RUN: 7/4 @ SPR off Hence (Solo)							CURRENT HITTING: 0						
CC SERIES: 0-for-4, 3 K						LAST MULTI-HIT GAME: 7/8 (2) @ SPR (2-for-4)							SEASON LONG HITTING: 13						
MID SERIES: 0-for-6, BB						CURRENT ON-BASE: 0													
SEASON LONG ON-BASE: 13																			

- Logged 42 combined games across three levels in 2019, hitting .256 (34-for-133), ending the year with a hit in 15 of his final 19 games played.
- Played the entire 2021 season with High-A Hillsboro with 57 games behind the plate (53 GS), 15 games in RF (14 GS), and three games in LF (2 GS), hitting his first career HR on 6/9 vs TRI, an inside-the-park HR.
- Posted his first 3-hit game in 2023 on June 15 vs SA....First 3-hit game since June 4, 2022 vs MID.
- Hit his first home run of the 2023 season on July 4 @ SPR...Was just his fourth professional home run and third out of the park home run.
- Logged the longest hit streak of his professional career with his 13-game stretch from May 28 - July 4....Previous career-long was nine games.

#13 DEYVISON DE LOS SANTOS - INF														
2023 HIGHS: Hits - 3, Runs - 2, RBI - 3, HR - 1, 2B - 2, 3B - 1, BB - 2, K - 3, SB - 1														
HEIGHT: 6'1"			WEIGHT: 185		B/T: R/R		AGE: 20 (6/21/1993 in Santo Domingo, Dominican Republic)					2023 SPLITS:		
G	AVG	OBP	SLG	AB	R	H	2B	3B	HR	RBI	BB	SB/ATT	SO	V. RHP
80	.232	.289	.360	314	42	73	8	1	10	39	23	3/3	85	.232
LAST GAME: 0-for-4						LAST HOME RUN: 8/2 vs CC off Gaither (2-Run)					CURRENT HITTING: 0			
CC SERIES: 2-for-12, HR, 2 RBI, BB, R, 3 K						LAST MULTI-HIT GAME: 8/2 vs CC (2-for-4)					SEASON LONG HITTING: 12			
MID SERIES: 5-for-21, 2 2B, RBI, 2 BB, 2 R, 5 K											CURRENT ON-BASE: 0			
											SEASON-LONG ON-BASE: 16			

- Is currently ranked as the D-backs' no. 4-rated prospect
- Back-to-back D-backs' Minor League Player of the Month in June and July, 2022.
- Named the NWL Player of the Week (7/31/22), MiLB.com Organization All-Star (2022) and Single-A Postseason All-Star (Baseball America).
- Won the batting title in the California League in 2022, hitting .329 in 78 games played for Visalia despite a promotion to Hillsboro on July 22, 2022.
- Had a season-high 12-game hit streak (6/29 - 7/25) that included seven multi-hit games during the streak...Had a 14-game streak from 7/8-28/22
- Since returning to the active roster on July 14th, he is hitting .328 (22-for-67) with four doubles, three home runs, a triple, 12 RBI.

#11 JORDAN LAWLAR - INF																		
2023 HIGHS: Hits - 3, Runs - 4, RBI - 4, HR - 1, 2B - 2, 3B - 1, BB - 2, K - 4, SB - 3																		
HEIGHT: 6'2"			WEIGHT: 190		B/T: R/R		AGE: 21 (7/17/2002 in Carrollton, TX)					2023 SPLITS:						
G	AVG	OBP	SLG	AB	R	H	2B	3B	HR	RBI	BB	SB/ATT	SO	V. RHP	V. LHP	HOME	AWAY	RISP
82	.252	.356	.464	321	69	81	20	3	14	43	44	28/32	87	.231	.375	.278	.226	.202
LAST GAME: 1-for-5, 2B, R, 2 K						LAST HOME RUN: 8/2 vs CC off Gordon (2-Run)							CURRENT HITTING: 4					
CC SERIES: 4-for-14, HR, 2B, 3 RBI, 5 R, BB, 5 K						LAST MULTI-HIT GAME: 8/2 vs CC (2-for-4)							SEASON LONG HITTING: 9					
MID SERIES: 3-for-18, 2B, RBI, 6 R, 6 BB, HBP, 6 K													CURRENT ON-BASE: 23					
													SEASON-LONG ON-BASE: 23					

- Made his professional debut on 8/21/21 after being selected 6th overall in the 2021 MLB Draft out of Jesuit High School (Dallas).
- Currently ranked as the D-backs' no. 1-rated prospect and the no. 5 overall prospect by MLB Pipeline.
- Appeared in 100 games across four levels in 2022, hitting .303 (18 2B, 7 3B, 16 HR) with 62 RBI and 57 walks.
- Hit .278 (10-for-36) with a double, triple, two home runs, and seven RBI in 11 games in the Arizona Fall League in 2022... Broken Scapula ended his AFL.
- Was hitting .162 through his first 32 games in 2023... In 50 games since May 23, he is hitting .304 (16 2B, 2 3B, 9 HR) with 52 runs scored and 27 RBI.
- Was named to the 2023 SiriusXM MLB All-Star Futures Game
- Hit Amarillo's fifth ever inside the park home run, doing so in game one of the DH on July 3 vs TUL... First ITP HR since Luis Basabe (6/19/21 vs WCH)

#43 IVAN MELENDEZ - INF																		
2023 HIGHS: Hits - 3, Runs - 3, RBI - 4, HR - 2, 2B - 1, 3B - 1, BB - 1, K - 4, SB --																		
HEIGHT: 6'3"			WEIGHT: 225		B/T: R/R		AGE: 23 (1/24/2000 in El Paso, TX)					2023 SPLITS:						
G	AVG	OBP	SLG	AB	R	H	2B	3B	HR	RBI	BB	SB/ATT	SO	V. RHP	V. LHP	HOME	AWAY	RISP
15	.317	.364	.750	60	14	19	3	1	7	18	1	-/-	23	.250	.750	.316	.318	.313
LAST GAME: 1-for-3					LAST HOME RUN: 8/2 vs CC off Gordon (3-Run)								CURRENT HITTING: 7					
CC SERIES: 4-for-12, HR, 3 RBI, 2 R, 3 K					LAST MULTI-HIT GAME: 8/2 vs CC (2-for-5)								SEASON LONG HITTING: 7					
MID SERIES: 7-for-22, 3B, 3 2B, 7 RBI, 3 R, 10 K													CURRENT ON-BASE: 7					
													SEASON-LONG ON-BASE: 7					

- Selected by the Arizona Diamondbacks in the 2nd round (#43 overall) of the 2022 MLB Draft out of the University of Texas.
- Currently ranked as the D-backs' no. 7-rated prospect
- Began 2023 with High-A Hillsboro where he hit .270 in 58 games while setting the Hops single-season franchise-record with 18 HR... Was named NWL Player of the Week on June 25 after becoming the first Hops player to hit for the Cycle at Ron Tonkin Field on June 23 vs Everett.
- Currently leads the D-backs' system with 25 HR and hit a home run in each of his first three games (4 total) in Double-A.
- Since arriving in Amarillo, is T-2nd for the most HR (7) and RBI (18) in Double-A... Is 3rd in SLG (.750), T-4th in XBH (11), and 8th in OPS (1.114)
- Became just the second Amarillo player with more than one multi-HR game this season (A.J. Vukovich) doing so in his first seven games with Amarillo.

#7 CALEB ROBERTS - OF																			
2023 HIGHS: Hits - 4, Runs - 3, RBI - 4, HR - 2, 2B - 2, 3B - 1, BB - 4, K - 4, SB - 1																			
HEIGHT: 6'1"		WEIGHT: 195		B/T: L/R		AGE: 23 (2/9/2000 in West Palm Beach, FL)					2023 SPLITS:								
G	AVG	OBP	SLG	AB	R	H	2B	3B	HR	RBI	BB	SB/ATT	SO	V. RHP	V. LHP	HOME	AWAY	RISP	
67	.264	.372	.536	250	54	66	15	7	13	46	40	11/13	85	.271	.222	.331	.202	.300	
LAST GAME: 2-for-5, HR, 2B, 2 RBI, R, 3 K					LAST HOME RUN: 8/3 vs CC, off Kouba (Solo)					CURRENT HITTING: 5					SEASON LONG HITTING: 8				
CC SERIES: 7-for-14, HR, 2 2B, 3B, 2 RBI, 3 R, BB, 6 K					LAST MULTI-HIT GAME: 8/3 vs CC (2-for-5)					CURRENT ON-BASE: 5					SEASON LONG ON-BASE: 19				
MID SERIES: 4-for-19, 3B, 2B, 2 RBI, 3 BB, 2 R, HBP, 6 K																			

- Had a season-high eight game hit streak in 2023 that includes six home runs, four doubles, a triple, and 12 RBI from June 24-July 3
- Became the first Sod Poodle to ever homer in four straight games, doing so from June 30 - July 3... Has hit 10 home runs since June 25 (28 G) including his first career grand slam on July 3... It was Amarillo's second in 2023, and the 13th overall in franchise-history.
- Logged the second multi-HR game of his professional career on July 15 vs Frisco... Set his single-season career-high for HR during the performance.
- Was named Texas League Player of the Week for June 26 - July 2 after hitting .438 (7-for-16) with 3 HR, 2 2B, 4 RBI, 3 BB, .550 OBP, 1.125 SLG vs Tulsa.
- Set a career-high with a four-hit game on August 1 vs. CC where he fell a home run shy of the cycle... His seven triples currently leads the league.



## TEAM BATTING

### OVERALL

	AVG	G	AB	R	H	TB	2B	3B	HR	RBI	BB	SO	SB	CS	OBP	SLG	OPS
	.270	99	3340	601	901	1551	185	27	137	557	374	934	134	39	.351	.464	.815

### MONTHLY

APRIL	.260	21	718	120	187	307	33	6	25	112	79	214	35	8	.336	.428	.764
MAY	.236	26	845	123	199	319	41	5	23	114	95	231	33	9	.318	.378	.696
JUNE	.296	25	883	170	261	443	52	8	38	158	95	232	32	10	.375	.502	.877
JULY	.283	24	788	166	223	419	53	7	43	152	94	222	31	11	.370	.532	.902
AUGUST	.292	3	106	22	31	63	6	1	8	21	11	35	3	1	.370	.594	.964
SEPTEMBER	-	-	-	-	-	-	-	-	-	-	-	-	-	-	-	-	-

### HOME VS. ROAD

HOME	.301	48	1625	342	489	896	101	12	94	326	159	450	71	14	.372	.551	.923
ROAD	.240	51	1715	259	412	655	84	15	43	231	215	484	63	25	.332	.382	.714

### SITUATIONAL SPLITS

	AVG	G	AB	H	TB	2B	3B	HR	RBI	BB	SO	OBP	SLG	OPS
VS RIGHT	.270	99	2774	750	1302	159	21	117	472	319	777	.354	.469	.823
VS LEFT	.267	51	566	151	249	26	6	20	85	55	157	.335	.440	.775
W/ RISP	.282	99	979	276	475	60	11	39	418	144	289	.375	.485	.860
TEAM IS AHEAD	.260	77	1327	345	569	88	11	38	210	153	374	.347	.429	.776
TEAM IS BEHIND	.285	76	1304	372	643	60	8	65	240	155	351	.368	.493	.861

### HOME RUNS

### MULTI-RBI GAMES

### MULTI-HIT GAMES

PLAYER	SOLO	2R	3R	GS	TOTAL	2	3	4	5+	TOTAL	2	3	4	5+	TOTAL
Beer	5	2			7	8	1			9	9	2	2		13
Bliss	8	3	1		12	8	3			11	23	12			35
Carrion						1				1					
Castillo	6	2	3		11	3	3	1		7	8	4			12
Centeno	1				1	3				3	12	2			14
Chen	1				1										
D'Orazio											3	1			4
Dalesandro	1				1		1			1	6	2			8
De Los Santos	3	6	1		10	5	3			8	18	4			22
Del Castillo	6	4	2		12	5	3	2		10	16	1			17
Duzenack	4		1	1	6	7	3	1		11	10	6			16
English	4	1	1		6	3	1	1		5	5				5
Enriquez						3				3	4	1	1		6
Guzman		1			1	1	1			2	1	1			2
Lawlar	5	7	2		14	6	2	1		9	16	4			20
Melendez	4	2	1		7	2	1	2		4	5	1			6
Roberts	7	4	1	1	13	9	3	1		13	15	3	1		19
Tawa	8	4	2	1	15	7	3		2	12	19	3			22
Vicufia			1		1		1			1					
Vukovich	11	3	3	2	19	3	7	4	2	16	16	6			22
Watkins						1				1					
TOTALS:	74	39	19	5	137	75	36	13	4	127	185	53	4	0	242

### HOME RUN VARIANTS

#### WALK-OFF HR (0):

**BACK-TO-BACK HR (6):** English/Vukovich (4/16 vs. CC, 7th inning); Roberts/Vukovich (6/3 (1) vs. SPR, 6th inning); Del Castillo/De Los Santos (6/13 vs SA, 7th inning); Beer/Roberts (7/1 vs TUL, 6th inning); Lawlar/Vukovich (7/3 (1) vs TUL, 1st inning); Roberts/Melendez (7/23 vs WCH, 1st inning);

**MUTLI-HR GAMES (5):** Melendez (2x, 7/18 vs WCH, 7/23 vs WCH); Vukovich (6/10 @ MID); Tawa (6/29 vs TUL); Roberts (7/15 vs FRI)

**THREE-HR GAMES (1):** Vukovich (7/3 (1) vs TUL)

#### EXTRA-INNING HR (0):

**GRAND SLAMS (5):** Vukovich (2x, 6/4 vs. SPR, 5th inning; 8/2 vs CC, 4th inning); Roberts (7/3 (2) vs TUL, 5th inning); Tawa (7/9 @ SPR, 3rd inning); Duzenack (7/30 @ MID, 7th inning)

**INSIDE-THE-PARK HR (1):** Lawlar (7/3 (1) vs TUL, 1st inning)

#### PINCH-HIT HR (0):

**HR IN CONSECUTIVE GAMES (18):** Vukovich (4x: 5/5-6 @CC; 6/1-6/3 G1 vs SPR; 6/17-18 vs SA; 7/21-22 vs WCH); Del Castillo (3x: 5/30-31 vs. SPR; 6/8-10 @ MID; 7/8 @ SPR); Bliss (2x: 5/5-6 @ CC; 6/10 @MID - 6/13 vs SA); Tawa (2x: 5/28 @ SA - 5/30 vs. SPR; 6/3/4 vs. SPR); Roberts (2x: 6/25 @ CC, 6/28 vs TUL; 6/30-7/1 vs TUL) Lawlar (4/15 vs. CC - 4/18 @ NWA); English (4/23 @ NWA - 4/25 vs. FRI); Melendez (7/14-15 vs FRI); Castillo (7/15-16 vs FRI); De Los Santos (7/18-19 vs WCH)

**HR IN THREE CONSECUTIVE GAMES: (2):** Melendez (7/14-15 vs FRI, 7/18 vs WCH); Castillo (7/15-16 vs FRI, 7/18 vs WCH)

**HR IN FOUR CONSECUTIVE GAMES (1):** Roberts (6/30 - 7/3 vs TUL)

**LEAD OFF HR (8):** Bliss (6x: 4/27 vs. FRI; 5/10 vs. MID; 5/18 @ FRI; 6/10 @ MID; 6/13 vs SA; 6/22 @ CC); Tawa (6/4 vs. SPR); Duzenack (6/11 @ MID)



STARTS BY BATTING ORDER (TEAM RECORD)									
PLAYER	1	2	3	4	5	6	7	8	9
Beer			3-1	29-16					
Bliss	32-36								
Carrion									1-0
Castillo						1-0	7-5	14-20	11-6
Centeno		1-2	2-1	0-2		5-0	7-4	8-7	4-5
Chen									1-0
D'Orazio								3-2	4-3
Dalesandro							2-2	4-1	17-19
De Los Santos				10-9	12-20	19-8	1-1		
Del Castillo		1-0	0-2	4-4	16-8	4-10	6-8		
Duzenack	12-5	3-1				0-2	2-4	4-4	5-0
English			7-5	1-0	1-1		1-0	1-1	
Enriquez	1-1	0-1	4-8	0-1	1-0	1-0	3-7	7-2	2-6
Guzman							2-3		2-2
Lawlar	2-0	42-38							
Melendez				3-3	6-3				
Roberts	5-1	4-1	8-13	1-1	2-4	3-5	12-5	0-1	
Tawa	1-3	2-3		1-1	9-6	12-14	10-7	7-4	
Vicuña								5-4	4-3
Vukovich			29-16	4-9	6-4	8-7			
Watkins									2-2

STARTS BY POSITION (TEAM RECORD)									
C	1B	2B	3B	SS	LF	CF	RF	DH	
	27-16							5-1	
		26-29		5-5				2-2	
					1-0				
	2-3				4-4	5-7	20-10	2-7	
18-10								9-11	
		1-0							
6-3								1-2	
0-1					4-2	14-17	5-2		
	11-11		30-25					1-2	
17-24								14-8	
		6-5	3-6	7-3	6-1	2-1	2-0		
	8-3				1-2			2-2	
						2-0	15-24	2-2	
					3-4		1-1		
				41-37				2-1	
	2-2		6-4					1-0	
12-8	2-5				12-11		2-4	7-3	
		20-12	1-4		7-6	9-10	3-3	2-2	
			4-1	0-1	2-5		3-0	0-1	
	1-6		9-6		12-10	21-11	2-1	2-2	
					1-1		0-1	1-0	

8+ GAME HITTING STREAKS (CURRENT IN BOLD)		
PLAYER	LENGTH / DATES	STREAK STATS
Castillo	14 G, 6/4-28	.352 (19-for-54), 3 HR, 2 2B, 3B, 12 RBI, 12 R, 4 SB
Dalesandro	13 G, 5/28-7/4	.409 AVG (18-for-44), HR, 2 2B, 2 3B, 5 RBI, 4 BB, 6 SB, 10 R
De Los Santos	12 G, 6/29-7/25	.408 (20-for-49), 2 HR, 2 2B, 3B, 11 RBI, 10 R, BB
Duzenack	12 G, 6/15-7/4	.449 AVG (22-for-49) 5 2B, 3 HR, 14 RBI, 13 R, 4 BB
English	12 G, 4/19-5/2	.370 AVG (17-for-46), 6 2B, 4 HR, 16 RBI, 7 BB, 8 R
Vukovich	11 G, 4/29-5/16	.348 AVG (16-for-46), 3 2B, 3 HR, 3B, 9 RBI, BB, 9 R
Bliss	10 G, 4/6-4/19	.438 AVG (21-for-48), 3 2B, 2 3B, HR, 8 RBI, 8 R
Del Castillo	10 G, 5/19-5/31	.406 AVG (13-for-32), 2 2B, 2 HR, 8 RBI, 9 BB, 7 R
Tawa	10 G, 5/28-6/15	.395 AVG (15-for-38), 4 HR, 2 2B, 10 RBI, 3 BB, 6 R
Bliss	9 G, 6/8-18	.395 AVG (17-for-43), 3 HR, 4 2B, 3B, 13 RBI, 10 R
Bliss	9 G, 5/4-5/14	.459 (17-for-37), 4 2B, 4 HR, 8 RBI, 4 BB, 10 R, 3 SB
Bliss	9 G, 5/23-6/3	.357 AVG (15-for-42), 2B, 3B, 2 BB, 3 RBI, 6 SB, 8 R
Lawlar	9 G, 6/6-15	.410 AVG (16-for-39), 2 HR, 4 2B, 3B, 4 RBI, 4 BB, 14 R
Lawlar	9 G, 5/23-6/3	.389 AVG (14-for-36), 3 2B, 2 HR, 3 BB, 6 RBI, 3 SB, 6 R
Bliss	8 G, 6/28-7/6	.424 AVG (14-for-33), 6 2B, HR, 4 RBI, 7 BB, 9 SB, 11 R
Bliss	8 G, 4/21-5/2	.412 AVG (14-for-34), 5 2B, HR, 6 RBI, 2 BB, 10 R, 2 SB
Centeno	8 G, 6/9-30	.286 AVG (10-for-35) 2 2B, 3 R

MULTI-RUN INNINGS		
RUNS	NO. OF TIMES	LAST
2	68	8/2 vs CC, 2nd inning
3	30	8/2 vs CC, 1st inning
4	23	7/30 @ MID, 7th inning
5	9	8/1 vs CC, 5th inning
6	8	8/2 vs CC, 4th inning
7	5	6/29 vs TUL, 1st inning
8+	-	

SCORE BY INNING												
	1	2	3	4	5	6	7	8	9	10	11+	TOTAL
OPP	77	59	70	59	87	90	65	41	39	2	3	591
AMA	74	61	73	64	70	63	95	64	32	3	2	601

ERRORS BY POSITION		
POSITION	SOD POODLES	OPPONENT
C	12	9
1B	6	9
2B	13	7
3B	16	12
SS	10	14
LF	2	2
CF	3	3
RF	3	3
P	9	11
TOTAL	74	70



## FIELDING

CATCHER'S BOX (W/L BASED ON STARTS)						
PLAYER	CS	SB	ATT	CS %	PB	W-L
Centeno	5	23	28	.179	3	18-10
D'Orazio	3	9	12	.250	0	6-3
Dalesandro	0	4	4	.000	0	0-1
Del Castillo	14	38	52	.269	7	17-24
Roberts	7	24	31	.226	5	12-8
TOTAL	29	98	127	.228	15	53-46

TEAM FIELDING						
%	G	PO	A	E	DP	PB
.979	99	2571	818	74	61	15

# NOTABLE GAMES



AMARILLO HAVE 5 OR FEWER HITS		
DATE	HITS	OPPONENT
4/15	4	CC
4/20	4	@NWA
4/22	3	@NWA
4/27	5	FRI
5/2	5	@CC
5/4	2	@CC
5/12	5	MID
5/14 (G2)	4	MID
5/16	2	@FRI
5/18	2	@FRI
5/19	4	@FRI
5/21	4	@FRI
5/26	5	@SA
6/20	4	@CC
7/8 (1)	5	@ SPR
7/20	5	vs WCH
7/21	5	vs WCH
TOTAL: 17 (6 HOME, 11 ROAD)		

OPPONENTS HAVE 5 OR FEWER HITS		
DATE	HITS	OPPONENT
4/7	3	@FRI
4/19	2	@NWA
4/20	4	@NWA
4/27	5	FRI
5/2	3	@CC
5/3	5	@CC
5/4	5	@CC
5/14 (G1)	2	MID
5/21	3	@FRI
5/26	5	@SA
5/27	2	@SA
5/30	3	SPR
6/1	5	SPR
6/3 (G2)	4	SPR
6/7	3	@MID
6/11	3	@ MID
6/24	5	@ CC
6/25	5	@ CC
7/15	5	vs FRI
7/16	3	vs FRI
8/3	5	vs CC
TOTAL: 21 (8 HOME, 13 ROAD)		

AMARILLO HAVE 10 OR MORE RUNS		
DATE	RUNS	OPPONENT
4/12	13	CC
4/14	10	CC
4/26	12	FRI
4/29	11	FRI
5/5	12	@CC
5/14 (G1)	10	MID
6/8	12	@MID
6/10	13	@ MID
6/13	15	vs SA
6/29	12	vs TUL
7/1	12	vs TUL
7/3 (1)	15	vs TUL
7/3 (2)	10	vs TUL
7/15	11	vs FRI
7/18	10	vs WCH
8/2	11	vs CC
TOTAL: 16 (13 HOME, 3 ROAD)		

OPPONENTS HAVE 10 OR MORE RUNS		
DATE	RUNS	OPPONENT
4/6	12	@FRI
4/12	10	CC
4/14	13	CC
4/16	11	CC
4/18	16	@NWA
4/26	11	FRI
4/28	12	FRI
4/30	12	FRI
5/6	12	@CC
5/9	11	MID
5/11	16	MID
5/14 (G2)	13	MID
5/17	10	@FRI
5/23	14	@SA
5/31	13	SPR
6/10	10	@MID
6/15	11	vs SA
6/16	12	vs SA
6/18	11	vs SA
6/20	12	@CC
7/1	10	vs TUL
7/23	12	vs WCH
7/28	10	@ MID
8/2	13	vs CC
TOTAL: 24 (16 HOME, 8 ROAD)		

## EXTRA INNING GAMES (5) 2-3

DATE	OPP	RESULT	SCORE	W	L	S	TIME
4/20	@NWA	W (10)	3-2	Otanez, M (1-0)	Biasi, D (1-1)	Rice, J (1)	3:08
4/26	FRI	W (10)	12-11	Workman, B (1-0)	Church, M (0-1)	-	3:24
5/20	@FRI	L (10)	8-7	Kelly, A (2-0)	Stumpo (0-1)	-	3:26
6/3 (G1)	SPR	L (8)	5-4	Roycroft, C (1-0)	Backhus, K (0-1)	Granillo, A (2)	2:26
6/30	TUL	L (13)	7-6	Fisher, B (5-1)	Grammes, C (2-2)	-	3:42

## PINCH HITTER TOTALS

PLAYER	DATE	SITUATION	RESULT
Watkins	5/9	Bot 8, 2 outs	Triple
Tawa	6/30	Bot 8, 1 out	Sac Fly
Beer	6/30	Bot 11, 0 out	Sac Fly
Vicuña	7/20	Bot 9, 0 out	E 9

## DOUBLEHEADERS (4) 6-2

DATE	OPP	RESULT	SCORE	W	L	S	TIME
5/14 (1)	MID	W	10-1	Albright, L (2-2)	Ginn, J (0-2)	-	1:40
5/14 (2)	MID	L	13-1	Tomioka, S (1-0)	Hill, J (0-3)	-	2:32
6/3 (1)	SPR	L (8)	5-4	Roycroft, C (1-0)	Backhus, K (0-1)	Granillo, A (2)	2:26
6/3 (2)	SPR	W	6-1	Olivero, D (2-4)	Hernandez, K (5-2)	-	1:39
7/3 (1)	TUL	W	15-7	Olivero, D (5-5)	Casparius, B (0-3)	-	1:54
7/3 (2)	TUL	W	10-9	Montes De Oca, C (1-1)	Sublette, R (1-3)	Green, J (4)	2:26
7/8 (1)	@ SPR	W	4-3	Hill, J (3-4)	Pereira, W (5-5)	Pope, A (1)	2:07
7/8 (2)	@ SPR	W	7-6	Backhus, K (4-3)	Pope, B (1-2)	Green, J (5)	2:16

## WALK-OFF WINS

DATE	SCORE	GAME-WINNING PLAY
4/26	12-11 (10th)	Lawlar RBI-double
6/1	3-2 (7th)	Duzenack two RBI Single
8/3	4-3	Roberts RBI-double

## SHUTOUTS (7) 5-2

DATE	OPP	RESULT	SCORE	W	L	S	TIME
4/19	@NWA	W	5-0	Jarvis, B (2-1)	Veneziano, A (1-1)	-	2:29
4/21	@NWA	L	5-0	Hoffmann, A (2-1)	Hill, J (0-1)	-	2:26
4/22	@NWA	L	5-0	Marsh, A (1-0)	Patrick, C (0-3)	-	2:14
5/3	@CC	W	3-0	Pope, A (1-0)	Kouba, R (1-1)	Backhus, K (4)	2:15
5/27	@SA	W	1-0	Patrick, C (2-5)	Snider, D (0-3)	-	2:30
6/7	@MID	W	4-0	Green, J (1-0)	Cusick, R (3-3)	-	2:35
7/16	vs FRI	W	8-0	Lin, Y (1-0)	Bremer, N (0-1)	-	2:24



## #14 KYLE BACKHUS - LHP

2023 HIGHS: IP - 2.0, K - 4, BB - 2, H - 5, R - 5, ER - 5

HEIGHT: 6'4"

WEIGHT: 185

B/T: L/L

AGE: 25 (1/31/1998 in New Waverly, TX)

34 G

4-4

7/11 SV/SVO

52/20 K/BB

4.63 ERA

OVERALL: 34 G, 22 GF, 44.2 IP, 49 H, 23 ER, 6 HR, 52 K, 20 BB

AUGUST: 1 G, 0-1, 13.50 ERA, GF, BS, 2.0 IP, 5 H, 3B, 3 R, 3 ER, 2 K

LAST 10 G: 3-2, 3.86 ERA, SV, 6 GF, 14.0 IP, 19 H, HR, 6 ER, 14 K, 7 BB VS. CC: 7 G, 1-1, 6.55 ERA, 6 GF, 2/4 SVO, 11.0 IP, 13 H, 8 ER, HR, 13 K, 3 BB

- Named as a D-backs Organization All-Star last season by MiLB.com
- Allowed no earned runs in 30 of his 40 appearances in 2022 and logged his season high 2.0 IP 11 separate times.
- From 5/14-8/26/2022 (34.2 IP), he held his opponent to 0 earned runs in 22 out of 26 straight appearances, allowing just seven (7) earned runs total (1.84 ERA)
- Ranks second in the D-backs' organization in saves (13) since the start of the 2022 season.

2023 SPLITS

VS. RHB: .293/.351/.496, 36 H, 5 HR, 6 2B, 3 HR, 18 RBI, 36 K, 10 BB  
HOME: 16 G, 2-3, 7.40 ERA, 3 SV, 20.2 IP, 25 H, 18 R, 17 ER, 6 HR, 26 K, 11 BB  
W/ RISP: .211/.237/.351, 12 H, HR, 3 2B, 3B, 18 RBI, 19 K, BBVS. LHB: .217/.338/.333, 13 H, 4 2B, HR, 7 RBI, 16 K, 10 BB  
AWAY: 18 G, 2-1, 2.25 ERA, 13 GF, 4 SV, 24.0 IP, 24 H, 6 ER, 26 K, 9 BB

## RECENT APPEARANCES

DATE	DEC	P-S	IP	H	R	ER	HR	BB	SO	IR/S
6/22	W (1) BS (2)	44-28	2.0	1	1	1	0	2	2	0/0
6/25	ND	21-13	1.0	2	2	2	0	1	2	0/0
6/28	W (2)	32-21	2.0	3	1	1	1	0	1	0/0
7/1	W (3)	45-26	2.0	1	0	0	0	1	3	0/0
7/4	L (3) BS (3)	29-20	1.0	3	3	2	0	1	1	0/0
7/6 (2)	W (4)	18-10	1.0	0	0	0	0	2	1	0/0
7/16	ND	12-8	1.0	1	0	0	0	1	1	0/0
7/19	S (7)	28-15	1.1	1	0	0	0	1	1	1/0
7/23	ND	18-12	1.0	1	0	0	0	1	1	0/0
7/28	ND	34-26	1.2	3	0	0	0	0	3	2/2
7/30	ND	19-12	1.0	1	0	0	0	0	0	0/0
8/2	L (4) BS (4)	33-25	2.0	5	3	3	0	0	2	0/0

LAST WIN: 7/8/23 (2) @ SPR

LAST LOSS: 8/2/23 vs CC

LAST SAVE: 7/19/23 vs WCH

## #38 CONOR GRAMMES - RHP

2023 HIGHS: IP - 3.1, K - 5, BB - 4, H - 4, R - 3, ER - 2

HEIGHT: 6'1"

WEIGHT: 200

B/T: R/R

AGE: 26 (7/13/1997 in McLean, VA)

19 G

3-2

0/2 SV/SVO

40/18 K/BB

3.14 ERA

OVERALL: 19 G, 2 HLD, 5 GF, 28.2 IP, 26 H, 10 ER, 3 HR, 40 K, 18 BB

AUGUST: 1 GS, 0-0, 5.40 ERA, 3.1 IP, 2 H, 2 R, 2 ER, HR, 5 K, BB

LAST 10 G: 1-1, 2.25 ERA, 3 GS, 16.0 IP, 16 H, 4 ER, 2 HR, 26 K, 6 BB VS. CC: 3 G, 0-0, 7.20 ERA, GF, 0/1 SVO, 5.0 IP, 4 H, 5 R, 4 ER, 2 HR, 7 K, 2 BB

- Selected by the Arizona Diamondbacks 5th round of the 2019 MLB draft out of Xavier University (Cincinnati, OH).
- In games where he logged at least 2.0 innings on the bump (6 G) in 2022, he also posted his most single-game strikeouts, encompassing both of his five (8/4 & 8/13) and four K (8/9 & 8/30) performances.
- Across a 12 game stretch, he logged at least two strikeouts in all but one relief appearances from 7/15-9/3/22 (19.0 IP), logging 36 total punch outs (17.1 K/9) across the stretch.

2023 SPLITS

VS. RHB: .155/.292/.207, 9 H, 3 2B, 5 RBI, 28 K, 10 BB, 72 PA  
HOME: 10 G, 2-2, 3.45 ERA, 15.2 IP, 14 H, HR, 6 ER, 22 K, 13 BB  
W/ RISP: .167/.304/.167, 6 H, 11 RBI, 12 K, 7 BB, 46 PAVS. LHB: .378/.472/.578, 17 H, 3 HR, 12 RBI, 12 K, 8 BB, 53 PA  
AWAY: 9 G, 1-0, 2.77 ERA, 2 HLD, 13.0 IP, 12 H, 2 HR, 4 ER, 18 K, 5 BB

## RECENT APPEARANCES

DATE	DEC	P-S	IP	H	R	ER	HR	BB	SO	IR/S
6/20	ND	6-4	1.0	0	0	0	0	0	0	0/0
6/22	BS (2)	27-14	0.2	2	3	2	1	1	2	0/0
6/28	ND	23-12	1.0	0	0	0	0	1	2	0/0
6/30	L (2)	19-9	1.0	1	1	0	0	1	1	0/0
7/5	ND	22-12	1.1	1	0	0	0	1	1	2/0
7/9	ND	19-13	1.0	2	2	2	1	0	3	0/0
7/15	ND	17-12	1.0	3	3	0	0	1	2	0/0
7/19	W (3)	31-18	1.1	1	0	0	0	1	2	3/2
7/23	ND	37-23	2.0	1	0	0	0	0	5	--
7/26	ND	12-8	1.0	1	0	0	0	0	1	0/0
7/29	ND	46-32	3.0	4	1	0	0	0	4	--
8/3	ND	60-37	3.1	2	2	2	1	1	5	--

LAST WIN: 7/19/23 vs. WCH

LAST LOSS: 6/30/23 vs. TUL

LAST SAVE: 5/21/23 @ EUG (A+)

## #35 DILLON LARSEN - LHP

2023 HIGHS: IP - 3.0, K - 2, BB - 3, H - 1, R - 0, ER - 0

HEIGHT: 6'5"

WEIGHT: 230

B/T: R/L

AGE: 24 (7/9/1998 in Ellensburg, WA)

3 G

0-0

0/0 SV/SVO

4/6 K/BB

0.00 ERA

OVERALL: 3 G, 5.2 IP, H, 4 K, 6 BB

AUGUST: 1 G, 0-0, 0.00 ERA, 3.0 IP, 2 K, 3 BB

LAST 10 G: 0-0, 0.00 ERA, 5.2 IP, H, 4 K, 6 BB

VS. CC: 1 G, 0-0, 0.00 ERA, 3.0 IP, 2 K, 3 BB

- Signed by the Arizona Diamondbacks as a minor league free agent on May 13, 2022 out of Central Washington University.
- From 7/12-9/3/2022, he allowed just four earned runs across 12 relief appearances (18.2 IP), good for a 1.99 ERA.
- Appeared in 25 games with High-A Hillsboro in 2023, going 1-4 with a 4.54 ERA over 41.2 IP with 55 K and 38 BB.
- Across five total Double-A appearances with Amarillo over the last two years is 0-1 with a 3.38 ERA (6 H, 4 ER, 8 K, 10 BB)

2023 SPLITS

VS. RHB: .071/.188/.143, 3 H, 2 HR, 2 RBI, 2 K, 2 BB, 24 PA  
HOME: 3 G, 0-0, 0.00 ERA, 5.2 IP, H, 4 K, 6 BB  
W/ RISP: .000/.182/.000, 3 K, 2 BB, 11 PAVS. LHB: .000/.500/.000, 2 K, 4 BB  
AWAY:

## RECENT APPEARANCES

DATE	DEC	P-S	IP	H	R	ER	HR	BB	SO	IR/S
4/26	ND	10-5	0.1	0	0	0	0	1	0	3/1
4/28	ND	37-20	2.1	1	0	0	0	2	2	2/1
8/3	ND	49-25	3.0	0	0	0	0	3	2	0/0

LAST WIN: 6/24/23 vs EVE (A+)

LAST LOSS: 6/9/23 vs SPO (A+)

LAST SAVE: 8/28/22 @ VAN (A+)

## #24 - LHP WILL MABREV

2023 HIGHS: IP - 2.0, K - 2, BB - 2, H - 3, R - 2, ER - 2

HEIGHT: 6'0"

WEIGHT: 185

B/T: L/L

AGE: 22 (9/23/00 in Cookeville, TN)

6 G

1-0

2/2 SV/SVO

8/3 K/BB

4.32 ERA

OVERALL: 6 G, 2 GF, 2 HLD, 8.1 IP, 6 H, 4 R, 4 ER, 2 HR, 8 K, 3 BB

AUGUST: 1 G, 0-0, 9.00 ERA, GF, SV, 1.0 IP, H ER, HR, K

LAST 10 G: 1-0, 4.62 ERA, 2 GF, 2 HLD, 8.1 IP, 6 H, 4 R, 4 ER, 2 HR, 8 K, 3 BB VS. CC: 1 G, 0-0, 9.00 ERA, GF, SV, 1.0 IP, H ER, HR, K

- Selected by the Arizona Diamondbacks in the 6th round of the 2022 MLB Draft out of the University of Tennessee
- Following the draft, was placed on the 60-day IL
- Made his professional debut on April 6, 2023 with Low-A Visalia...In 9 games, went 2-0 with a 3.95 ERA over 13.2 IP
- Appeared in 18 games with High-A Hillsboro going 1-1 with a 2.33 ERA over 27.0 IP and had 31 K to just five walks.

2023 SPLITS

VS. RHB: .158/.304/.474, 3 H, 2 HR, 2 RBI, 3 K, 3 BB, 24 PA  
HOME: 4 G, 0-0, 5.06 ERA, 2/2 SVO, HLD, 5.1 IP, 5 H, 3 ER, 2 HR, 5 K, 3 BB  
W/ RISP: .111/.200/.111, H, RBI, 2 K, BB, 11 PAVS. LHB: .273/.273/.364, 3 H, 2B, RBI, 5 K, 11 PA  
AWAY: 2 G, 1-0, 3.00 ERA, 3.0 IP, H, ER, 3 K

## RECENT APPEARANCES

DATE	DEC	P-S	IP	H	R	ER	HR	BB	SO	IR/S
7/14	ND	20-9	1.0	0	0	0	0	1	1	0/0
7/18	S (1)	19-15	2.0	1	0	0	0	0	2	2/0
7/21	H (1)	31-17	1.1	3	2	2	1	2	1	0/0
7/25	ND	20-13	1.0	1	1	1	0	0	1	0/0
7/29	W (1)	20-13	2.0	0	0	0	0	0	2	0/0
8/1	S (2)	14-9	1.0	1	1	1	1	0	1	0/0

LAST WIN: 7/29/23 @ MID

LAST LOSS: 6/3/23 @ EVE (A+)

LAST SAVE: 8/1/23 vs CC

## #40 CHRISTIAN MONTES DE OCA - RHP

2023 HIGHS: IP - 2.1, K - 3, BB - 2, H - 5, R - 4, ER - 3

HEIGHT: 6'4"

WEIGHT: 230

B/T: R/R

AGE: 23 (8/30/1999 in Santo Domingo, Dominican Republic)

29 G

1-2

2/4 SV/SVO

33/19 K/BB

5.12 ERA

OVERALL: 29 G, 7 HLD, 12 GF, 38.2 IP, 37 H, 22 ER, 6 HR, 33 K, 19 BB

AUGUST: 1 G, 0-0, 6.75 ERA, 1.1 IP, 3 H, 2 HR, 3 R, ER, K, BB

LAST 10 G: 1-1, 4.11 ERA, 3 GF, HLD, 15.1 IP, 17 H, 5 HR, 7 ER, 13 K, 5 BB VS. CC: 5 G, 0-0, 3.38 ERA, 3 GF, SV, 5.1 IP, 4 H, 2 HR, 4 R, 2 ER, 5 K, 2 BB

- Allowed runs in just two of his 10 games with Low-A Visalia to begin his professional career in 2022.
- Made his professional debut on 4/21/2022 vs. San Jose tossing two scoreless innings where he struck out five batters.
- Was a perfect 13-for-13 in save opportunities, tied for the most in the Diamondbacks farm system in 2022.
- By April's end, he earned a 1.02 WHIP and a .139 BAA (5-for-36) in seven relief appearances (10.2 IP).

2023 SPLITS

VS. RHB: .188/.235/.344, 18 H, 4 HR, 2B, 3B, 11 RBI, 26 K, 5 BB  
HOME: 14 G, 1-0, 5.85 ERA, 20.0 IP, 23 H, 3 HR, 13 ER, 18 K, 10 BB  
W/ RISP: .306/.364/.429, 19 H, 3 2B, HR, 18 RBI, 16 K, 4 BBVS. LHB: .358/.485/.566, 19 H, 5 2B, 2 HR, 15 RBI, 7 K, 14 BB  
AWAY: 15 G, 0-2, 4.34 ERA, 6 HLD, 18.2 IP, 14 H, 9 ER, 3 HR, 15 K, 9 BB

## RECENT APPEARANCES

DATE	DEC	P-S	IP	H	R	ER	HR	BB	SO	IR/S
6/8	ND	24-12	2.0	0	0	0	0	1	0	0/0
6/11	H (6)	18-11	1.0	0	0	0	0	1	1	0/0
6/30	ND	20-14	2.0	0	0	0	0	0	1	0/0
7/3 (2)	W (1)	38-24	2.0	2	1	1	1	1	3	0/0
7/6	L (2) BS (2)	27-17	1.0	3	4	3	1	2	0	0/0
7/9	H (7)	33-21	2.0	2	0	0	0	0	1	1/0
7/15	ND	18-14	2.0	0	0	0	0	0	1	0/0
7/20	ND	19-14	1.0	1	0	0	0	0	1	0/0
7/23	ND	33-26	2.0	4	2	1	0	0	2	1/1
7/27	ND	9-6	1.0	0	0	0	0	0	1	0/0
7/30	ND	24-15	1.0	2	2	1	1	0	2	0/0
8/2	ND	24-14	1.1	3	3	1	2	1	1	1/1

LAST WIN: 7/3/23 (2) vs TUL

LAST LOSS: 7/5/23 @ SPR

LAST SAVE: 5/21/23 @ FRI

## #45 - LHP EMAILIN MONTILLA

2023 HIGHS: IP-- , K-- , BB-- , H-- , R-- , ER--

HEIGHT: 6'2"

WEIGHT: 255

B/T: L/L

AGE: 27 (10/2/1995 in Neiba, Dominican Republic)

- G

0-0

-/- SV/SVO

-/- K/BB

-.- ERA

OVERALL: --

JULY: --

LAST 10 G: --

VS. FRI: --
















- Was signed by the Arizona Diamondbacks to a minor league contract on March, 20, 2023
- Spent the 2019-2022 seasons playing internationally between in Japan, the Dominican Winter League, Italian League, and the Nicaraguan Winter League, going 15-13 with a 3.58 ERA in 73 games (18 starts).
- Had his best season with Parmacima (Italian Serie A) in 2022 where he went 8-1 with a 1.68 ERA in 10 starts with 67 K and 9 BB.
- In 15 games during his first minor league season has gone 1-0 with a 6.08 ERA between the ACL, Visalia, and Hillsboro.

2023 SPLITS

VS. RHB: .---/.---/.---  
HOME: ---  
W/ RISP: --VS. LHB: .---/.---/.---  
AWAY: --

## RECENT APPEARANCES

DATE	DEC	P-S	IP	H	R	ER	HR	BB	SO	IR/S
6/11/23	vs SJ	(A-)								
LAST LOSS:	--									
LAST SAVE:	5/21/23 @ ACL OAK	(RK)								

#41 MICHEL OTANEZ - RHP						2023 HIGHS: IP - 2.0, K - 3, BB - 3, H - 3, R - 5, ER - 5						RECENT APPEARANCES					
HEIGHT: 6'4"		WEIGHT: 218		B/T: R/R		AGE: 26 (7/3/1997 in Villa La Mata, Dominican Republic)											
17 G	2-2	0/3 SV/SVO	30/14 K/BB	6.41 ERA													
OVERALL: 17 G, 3 GF, 4 HLD, 19.2 IP, 19 H, 14 ER, 2 HR, 30 K, 14 BB						AUGUST: 1 G, 0-0, 0.00 ERA, HLD, 1.0 IP, H, K, BB											
LAST 10 G: 1-1, 7.71 ERA, 2 GF, 2 HLD, 11.2 IP, 11 H, 10 ER, 15 K, 12 BB						VS. CC: 5 G, 0-0, 1.35 ERA, GF, 2 HLD, 6.2 IP, 5 H, HR, ER, 10 K, 3 BB											
 Entering his 6th professional season, having been in professional ball since his 2016 debut season in the Mets system.																	
 During his debut season, he posted a 1-1 record with a 4.64 ERA across five starts in the Dominican Summer League.																	
 This year marks the first year being apart of the D-backs organization, being signed as a minor league free agent on November 14, 2022.																	
 Through his first five appearances this season, he posted a 3.00 ERA (2 ER, 6.0 IP) with a 5.5 K:BB (11 K, 2 BB).																	
2023 SPLITS		VS. RHB: .245/.373/.367, 12 H, 3 2B, HR, 5 RBI, 22 K, 9 BB HOME: 8 G, 1-0, 5.23 ERA, 3 GF, 2 HLD, 10.1 IP, 13 H, HR, 6 ER, 13 K, 10 BB W/ RISP: .154/.333/.231, 4 H, 2 2B, 9 RBI, 11 K, 6 BB										VS. LHB: .269/.406/.500, 7 H, 3 2B, HR, 7 RBI, 8 K, 5 BB AWAY: 9 G, 1-2, 7.71 ERA, 9.1 IP, 6 H, 8 ER, HR, 17 K, 4 BB, 6 BB		LAST WIN: 7/18/23 vs WCH LAST LOSS: 7/25/23 @ MID LAST SAVE: 8/23/22 vs. WOR (AAA)			
#31 JAKE RICE - LHP						2023 HIGHS: IP - 1.1, K - 3, BB - 3, H - 3, R - 5, ER - 5						RECENT APPEARANCES					
HEIGHT: 6'1"		WEIGHT: 220		B/T: L/L		AGE: 26 (7/19/1997 in Birmingham, AL)											
27 G	3-0	2/2 SV/SVO	29/27 K/BB	10.27 ERA													
OVERALL: 27 G, HLD, 8 GF, 23.2 IP, 18 H, 27 ER, 2 HR, 29 K, 27 BB, 7 HB						AUGUST: 1 G, 1-0, 0.00 ERA, GF, 1.0 IP, H, K, BB											
LAST 10 G: 1-0, 6.00 ERA, 2 GF, 9.0 IP, 7 H, 6 ER, HB, 11 K, 14 BB						VS. CC: 6 G, 1-0, 20.25 ERA, 2 GF, 5.1 IP, 6 H, 12 ER, HR, 8 K, 11 BB											
 Made his professional and Low-A debut on 8/18/2021 and tossed 3.2 innings of relief, allowing just one (1) hit and punching out six (6).																	
 In his Double-A and Soddie debut (5/26/2022 @ARK), he tossed 2.0 IP of relief and held the Travelers scoreless while scattering just two (2) hits and one (1) walk.																	
 During his time in Hillsboro in 2022 (4/9-5/22), tied 1st in wins (3) and 2nd in game appearances (11) among qualified club mates.																	
 From 8/12-9/16/2022 (AMA), he held his opponent scoreless in eight (8) out of 10 straight relief appearances (9.2 IP), allowing just four (4) earned runs and punching out 10 in the process (3.91 ERA).																	
2023 SPLITS		VS. RHB: .218/.436/.400, 12 H, 4 2B, 2 HR, 16 RBI, 20 K, 17 BB, 5 HB HOME: 15 G, 2-0, 6.08 ERA, 13.1 IP, 10 H, 9 R, 9 ER, HR, 15 K, 14 BB W/ RISP: .333/.543/.500, 10 H, 2 2B, HR, 20 RBI, 9 K, 14 BB, HB										VS. LHB: .194/.419/.226, 6 H, 2B, 6 RBI, 9 K, 10 BB, 2 HB AWAY: 12 G, 1-0, 15.68 ERA, 10.1 IP, 8 H, 18 ER, HR, 14 K, 13 BB, 6 HB		LAST WIN: 8/3/23 vs. CC LAST LOSS: 8/24/21 vs. RC (A-) LAST SAVE: 5/19/23 @ FRI			
#25 MITCHELL STUMPO - RHP						2023 HIGHS: IP - 2.1, K - 4, BB - 4, H - 4, R - 3, ER - 3						RECENT APPEARANCES					
HEIGHT: 6'2"		WEIGHT: 205		B/T: R/R		AGE: 26 (6/17/1996 in Raleigh, NC)											
23 G	1-2	-/- SV/SVO	40/28 K/BB	7.11 ERA													
OVERALL: 23 G, 2 HLD, 7 GF, 25.1 IP, 25 H, 23 R, 20 ER, 3 HR, 40 K, 28 BB						AUGUST: 1 G, 0-0, 4.50 ERA, 1.2 IP, 2 H, R, ER, K, BB											
LAST 10 G: 0-0, 6.97 ERA, GF, 10.1 IP, 7 H, 8 R, 8 ER, HR, 18 K, 14 BB						VS. CC: 5 G, 0-1, 9.00 ERA, 2 GF, HLD, 7.0 IP, 10 H, 8 R, 7 ER, 2 HR, 8 K, 5 BB											
 Signed by the Arizona Diamondbacks as a minor league free agent on 7/2/2019 out of Guilford College (Guilford, NC).																	
 In his debut season from 8/8-8/30, appeared in seven straight games (9.0 IP) without allowing a run, conceding just two hits, a plunk and three walks while fanning 12 for a 12.0 K/9 and a 4.0 strikeout to walk ratio.																	
 Last season with Triple-A Reno, he finished the season with a 1.34 WHIP and a 10.6 K/9 (51 K, 43.1 IP)																	
2023 SPLITS		VS. RHB: .233/.373/.350, 14 H, HR, 4 2B, 13 RBI, 22 K, 12 BB HOME: 11 G, 1-0, 5.54 ERA, 13.0 IP, 10 H, 8 ER, HR, 20 K, 16 BB W/ RISP: .263/.492/.316, 10 H, 2 2B, 19 RBI, 17 K, 17 BB										VS. LHB: .282/.482/.487, 11 H, 3B, 2 HR, 10 RBI, 18 K, 16 BB AWAY: 12 G, 0-2, 8.76 ERA, 12.1 IP, 15 H, 15 R, 12 ER, 2 HR, 20 K, 12 BB		LAST WIN: 5/31/23 vs. SPR LAST LOSS: 6/23/23 @ CC LAST SAVE: 4/12/23 vs SAC (AAA)			
#29 RAFFI VIZCAINO - RHP						2023 HIGHS: IP - 2.0, K - 6, BB - 3, H - 2, R - 3, ER - 3						RECENT APPEARANCES					
HEIGHT: 6'0"		WEIGHT: 237		B/T: R/R		AGE: 27 (12/2/1995 in Sabana Grande, Dominican Republic)											
14 G	0-1	2/3 SV/SVO	24/12 K/BB	5.51 ERA													
OVERALL: 14 G, 7 GF, 2 HLD, 16.1 IP, 13 H, 12 R, 10 ER, 4 HR, 24 K, 12 BB						AUGUST: 1 G, 0-0, 0.00 ERA, HLD, 2.0 IP, 2 K, BB											
LAST 10 G: 0-1, 5.56 ERA, 4 GF, 2 HLD, 11.1 IP, 9 H, 9 R, 7 ER, 3 HR, 12 K, 8 BB						VS. CC: 3 G, 0-0, 5.40 ERA, GF, HLD, 5.0 IP, 3 H, 3 ER, HR, 10 K, 5 BB											
 Entering his ninth professional season after taking a one year hiatus for the 2022 campaign, professionally debuting back in 2013.																	
 During his debut 2013 season, he posted a 3.80 ERA across 11 game starts (47.1 IP) while punching out 41 batters.																	
 This season will be his first in the yellow city and the third season that he spends time at the Double-A level.																	
 In his most recent season (2021), he logged a 5.40 ERA (24 ER, 40.0 IP) in 32 relief appearances (2 GS).																	
2023 SPLITS		VS. RHB: .244/.333/.489, 11 H, 3 HR, 2 2B, 7 RBI, 19 K, 6 BB HOME: 8 G, 0-0, 7.20 ERA, 3 GF, HLD, 10.0 IP, 10 H, 10 R, 8 ER, 3 HR, 16 K, 9 BB W/ RISP: .300/.417/.600, 3 H, HR, 4 RBI, 4 K, 2 BB										VS. LHB: .125/.364/.313, 2 H, HR, RBI, 5 K, 6 BB AWAY: 6 G, 0-1, 2.84 ERA, 4 GF, 2/3 SVO, 6.1 IP, 3 H, 2 R, 2 ER, HR, 8 K, 3 BB		LAST WIN: 4/28/23 vs SUG (AAA) LAST LOSS: 7/5/23 @ SPR LAST SAVE: 7/9 @ SPR			

**PITCHER STARTS:** Albright (20), Hill (19), Patrick (19), Olivero (17), Bain (7), Tineo (4), Grammes (3), Jarvis (3), Lin (3), Solomon (3), Davies (1)

Overall	Team Pitching																		
	W	L	ERA	G	CG	SHO	SV	SVO	IP	H	R	ER	HR	HB	BB	IBB	SO	WHIP	AVG
	53	46	5.60	99	0	5	23	41	857.0	867	591	533	122	56	484	4	913	1.58	.262

Home vs. Road Team Pitching																	
	W	L	ERA	G	CG	SHO	SV	SVO	IP	H	R	ER	HB	BB	SO	WHIP	AVG
Home	27	21	6.24	48	0	1	10	16	424.0	453	325	294	26	256	448	1.67	.272
Road	26	25	4.97	51	0	4	13	25	433.0	414	266	239	30	228	465	1.48	.252

CONSECUTIVE SCORELESS INNINGS			CONSECUTIVE SCORELESS APPEARANCES		
PLAYER	LENGTH(IP) - DATES	STREAK STATS	PLAYER	LENGTH - DATES	STREAK STATS
Patrick	16.2 - 7/19-30	3 GS, 14 K, 10 H, 2 BB	Green	12 G, 6/3-7/8	8 H, 13 K, 4 BB, 58 BF
Green	15.1 - 6/3-7/8	12 G, 8 H, 13 K, 4 BB	Backhus	9 G - 5/18-6/11	10 H, 14 K, 4 BB, HB
Hill	14.1 - 7/15-27	3 GS, 6 H, 13 K, 4 BB	Saalfrank	8 G - 5/7-5/30	3 H, 17 K, 5 BB, HB
Saalfrank	12.1 - 5/4-5/30	9 G, 3 H, 18 K, 5 BB, HB	Backhus	6 G, 7/8-30	7 H, 7 K, 5 BB
Patrick	11.1 - 5/21-6/3	3 GS, 3 H, 12 K, 4 BB	Pope	6 G - 5/26 - 6/16	4 H, 11 K, 35 BF
Backhus	10.2 - 5/18-6/11	9 G, 10 H, 14 K, 4 BB, HB	Backhus	6 G - 4/15-5/3	2 H, 2 BB, 9 K
Pope	10.1 - 5/26-6/20	7 G, 4 H, 13 K, 2 BB, HB	Grammes	5 G, 7/15-29	10 H, 14 K, 2 BB, HBP
Backhus	9.1 - 4/12-5/6	8 G, 4 H, 12 K, 2 BB	Rice	4 G, 6/3-15	H, 3 K, 2 BB, HB
Grammes	9.1 - 7/15-8/3	6 G (3 GS), 11 H, 15 K, 2 BB, HBP	Grammes	3 G, 6/28-7/5	2 H, 4 K, 3 BB
Backhus	7.2 - 7/8-8/2	7 G, 8 H, 7 K, 5 BB	Montes De Oca	3 G, 7/9-20	3 H, 3 K, BB
Lin	7.2 - 7/22-28	2 GS, 4 H, 9 K, BB, HBP	Montes De Oca	3 G, 6/8-30	2 K, 2 BB
Hill	7.1 - 4/8-4/15	2 GS, 6 H, 9 K, 4 BB, HBP	Otanez	3 G, 6/21-29	7 K, 3 BB
Lin	6.2 - 7/16-22	2 GS, 2 H, 8 K, 2 BB	Pope	3 G, 5/10-19	6 H, 6 K, BB
Goddard	6.0 - 4/26-5/9	4 G, 8 K, H	Rice	3 G, 7/16-23	H, K, 4 BB



## EJECTIONS

PLAYER/COACH	DATE/LOCATION	UMPIRE	REASON
Shawn Roof	4/30, HODGETOWN vs. FRI	HP Jarrod Moehlmann	Arguing call
Shawn Roof	5/20, Riders Field @ FRI	3B Steven Rios Jr.	Arguing call
Shawn Roof	6/9, Momentum Bank Ballpark @ MID	3B Sean Sparling	Checked swing
Jamison Hill	6/18, HODGETOWN vs SA	1B Steven Rios Jr.	Words
Shawn Roof	6/18, HODGETOWN, vs SA	HP Malcom Smith	Arguing call
Juan Centeno	6/30, HODGETOWN, vs TUL	HP Jarrod Moehlmann	Arguing call
Tom Gorzelanny	7/28, Momentum Bank Ballpark @ MID	HP Chris Murphy	Balls/Strikes

## AWARDS

PLAYER/COACH	AWARD	DATES	STATS
Bryce Jarvis	TEX Pitcher of the Week	4/17-4/23/2023	W, 5.0 IP, 0 H, 8 K, 4 BB
Ryan Bliss	Texas League Player of the Month	April	.410 AVG (34-for-83), 2 HR, 14 RBI, 17 R, 18 G
Chad Patrick	TEX Pitcher of the Week	5/22-5/28/2023	W, 7.0 IP, 2 H, 6 K, 2 BB
Ryan Bliss	Texas League Player of the Month	May	.361 AVG (35-for-97), 5 HR, 13 RBI, 21 R, 23 G
Andrew Saalfrank	Amarillo Player of the Month	May	9 C, 1-0, 1.42 ERA, 12.2 IP
Ryan Bliss	Amarillo Player of the Month	May	.361 AVG (35-for-97), 5 HR, 13 RBI, 21 R, 23 G
Caleb Roberts	TEX Player of the Week	6/28-7/2	.438 (7-for-16) 3 HR, 2 2B, 4 RBI, 3 BB, 1.675 OPS

## 2023 MILESTONES ON THE HORIZON

NAME	MILESTONE	TO MEET
------	-----------	---------

## 2023 MILESTONES REACHED

NAME	MILESTONE	DATE
Luke Albright	150 Career IP	4/7 @ FRI
Ryan Bliss	150 Career Hits	4/14 vs. CC
A.J. Vukovich	150 Career RBI	4/16 vs. CC
Tim Tawa	150 Career Hits	4/16 vs. CC
A.J. Vukovich	150 Career RBI	4/16 vs. CC
Andrew Saalfrank	100 Career Strikeouts	4/20 @ NWA
Jamison Hill	150 Career Strikeouts	4/21 @ NWA
Austin Pope	200 Career Strikeouts	4/21 @ NWA
Austin Pope	200 Career IP	6/24 @ CC
Devison De Los Santos	150 Career RBI	4/26 vs. FRI
Jackson Goddard	150 Career Strikeouts	4/28 vs. FRI
Deyni Olivero	400 Career IP	4/29 vs. FRI
Tristin English	250 Career Hits	4/29 vs. FRI
Adrian Del Castillo	100 Career Hits	4/30 vs. FRI
A.J. Vukovich	250 Career Hits	5/4 @ CC
Michel Otanez	250 Career Strikeouts	5/17 @ FRI
Ryan Bliss	200 Career Hits	5/28 @ SA
Ryan Bliss	100 Career RBI	6/17 vs SA
Kyle Backhus	100 Career IP	6/1 vs. SPR
Deyni Olivero	300 Career Strikeouts	6/3 (2) vs. SPR
Jordan Lawlar	150 Career Hits	6/3 (1) vs. SPR
Josh Green	250 Career Strikeouts	6/14 vs SA
Jeff Bain	500 Career Strikeouts	7/3 (2) vs TUL
Tim Tawa	Most Single-Season HR	14, 7/15 vs FRI
Caleb Roberts	Most Single-Season HR	10, 7/15 vs FRI
Jordan Lawlar	100 Career RBI	7/16 vs FRI
A.J. Vukovich	Most Single-Season HR	18, 7/22 vs WCH
Seth Beer	450 Career MiLB Hits	7/22 vs WCH
Kyle Backhus	150 Career Strikeouts	7/28 @ MID
Austin Pope	250 Career Strikeouts	7/29 @ MID
Chad Patrick	150 Career Strikeouts	7/30 @ MID

## SOD POODLES vs. LEAGUE IN 2023 (REGULAR SEASON)

NORTH DIVISION	OVERALL	HOME	AWAY	SOUTH DIVISION	OVERALL	HOME	AWAY
Arkansas	0-0	0-0	0-0	Corpus Christi	10-11	5-4	5-7
NW Arkansas	3-3	0-0	3-3	Frisco	9-9	5-4	4-5
Springfield	7-5	4-2	3-3	Midland	11-7	2-4	9-3
Tulsa	5-1	5-1	0-0	San Antonio	4-8	2-4	2-4
Wichita	4-2	4-2	0-0	---			

## SOD POODLES vs. LEAGUE ALL-TIME (REGULAR SEASON)

NORTH DIVISION	OVERALL	HOME	AWAY	SOUTH DIVISION	OVERALL	HOME	AWAY
Arkansas	11-14	6-6	5-8	Corpus Christi	51-48	25-18	26-30
NW Arkansas	18-14	8-5	10-9	Frisco	46-49	27-26	19-23
Springfield	20-17	10-8	10-9	Midland	56-43	26-23	30-20
Tulsa	22-22	13-12	9-10	San Antonio	27-29	12-12	15-17
Wichita	14-10	7-5	7-5	---			

## SOD POODLES OFFENSE

**Most Runs, Game:** 15 (7/3 (2) vs TUL)  
**Most Runs, Inning:** 7 (5x: Last: 6/29 vs. TUL, 1st inning)  
**Most Hits, Game (Team):** 18 (3x: Last: 6/8 @ MID)  
**Most Hits, Game (Indiv.):** 4 (4x: Last: Roberts, 8/1 vs CC)  
**Fewest Hits, Game:** 2 (3x: Last: 5/18 @ FRI)  
**Most Hits, Inning:** 8 (5/5 @ CC, 3rd inning)  
**Most HRs, Game (Team):** 5 (3x, Last: 7/15 vs FRI)  
**Most HRs, Game (Indiv.):** 3 (Vukovich, 7/3 (1) vs TUL)  
**Most HR, Inning (Team):** 3 (2x, Last: 7/1 vs TUL, 6th inning)  
**Most SBs, Game (Team):** 9 (7/1 vs. TUL)  
**Most SBs, Game (Indiv.):** 3 (3x, Last: Bliss, 7/3 (1) vs TUL)  
**Grand Slams:** 5 (Last: Vukovich, 8/2 vs CC)  
**Most Runners LOB, Team:** 14 (2x, Last: 7/4 @ SPR)  
**Most Runs Combined (Two Teams):** 24 (8/2 vs CC)  
**Most Hits Combined (Two Teams):** 33 (4/12 vs. CC)  
**Most Home Runs During Series (Two Teams):** 31 (6/28-7/3 vs. TUL)  
**Most Runs To Overcome Deficit:** 10 (4/26 vs. FRI)

## SOD POODLES DEFENSE

**Most Errors, Team:** 4 (2x, Last: 5/23 @ SA)  
**Most Errors, Individual:** 2 (2x, Last: Duezenack, 7/28 @ MID)  
**Most Double Plays:** 3 (2x, Last: 7/18 vs. WCH)

## SOD POODLES PITCHING

**Most Ks, Team (9 innings):** 14 (2x, Last: 8/1 vs CC)  
**Most Ks, Team (extra innings):** 16 (6/30 vs TUL (13)  
**Most Walks, Team:** 11 (2x: Last: 5/26 @ SA)  
**Shutouts:** 5 (Last: 7/16 vs FRI)  
**Complete Games (9 IP):** --  
**Complete Games (7 IP):** --  
**Complete Game Shutout, Individual:** --  
**Complete Game Shutout (9.0 IP) Individual:** --  
**Longest Start:** 7.0 IP (4x, Last: Lin, 7/22 vs WCH)  
**Longest Relief Appearance:** 3.1 IP (2x: Last: Workman, 4/26 vs. FRI)  
**Most Ks, Individual:** 10 (Albright, 8/1 vs CC)  
**Most Walks, Individual:** 6 (2x: Last: Olivero, 5/23 @ SA)

## OPPONENTS OFFENSE

**Most Runs, Game:** 16 (2x: Last: 5/11 vs. MID)  
**Most Runs, Inning:** 8 (2x: Last: 5/17 @ FRI, 5th inning)  
**Most Hits, Game (Team):** 19 (5/11 vs. MID)  
**Most Hits, Game (Indiv.):** 5 (2x: Last: Calabuig, 5/11 vs. MID)  
**Fewest Hits, Game:** 2 (3x: Last: 5/27 @ SA)  
**Most Hits, Inning:** 7 (2x, Last: 6/20 @ CC)  
**Most HRs, Game (Team):** 5 (2x, Last: 7/3 (2) vs. TUL)  
**Most HRs, Game (Indiv.):** 3 (Rave, 4/18 @ NWA)  
**Most SBs, Game (Indiv.):** 3 (Acuña, 4/30 vs. FRI)  
**Grand Slams Against:** 5 (Last: Hicks, 5/20 @ FRI)  
**Most Runners LOB, Team:** 14 (5/26 @ SA)  
**Most Runs To Overcome Deficit:** 7 (7/28 @ MID)

## OPPONENTS PITCHING

**Most Ks Team (9 innings):** 17 (6/14 vs SA)  
**Most Ks, Team (extra innings):** 15 (6/30 vs TUL)  
**Most Walks, Team:** 12 (6/20 @ CC)  
**Most Ks, Individual:** 10 (Leiter, 5/17 @ FRI)  
**Most Walks, Individual:** 5 (3x, Last: Martinez, J, 7/9 @ SPR)

## OPPONENTS DEFENSE

**Most Errors, Team:** 3 (5x, Last: 7/4 @ SPR)  
**Most Errors, Individual:** 3 (Whitcomb, 4/12 vs. CC)  
**Most Double Plays:** 3 (2x, Last: 7/28 @ MID)

## MISCELLANEOUS

**Longest Home Game Time (9 innings):** 3:36 (6/15 vs. SA)  
**Shortest Home Game Time (9 innings):** 2:08 (7/21 vs. WCH)  
**Longest Road Game Time (9 innings):** 3:13 (5/5 @ CC)  
**Shortest Road Game Time (9 innings):** 2:05 (5/2 @ CC)  
**Longest Game Time (7 innings):** 2:32 (5/14 (2) vs. MID)  
**Shortest Game Time (7 innings):** 1:39 (6/3 (2) vs. SPR)  
**Longest Extra-Inning Game:** 3:42 (6/30 vs TUL)  
**Longest Game (Innings):** 13 (6/30 vs TUL)  
**Longest Game Delay (Home):** 0:40, 5/31 vs. SPR (rain)  
**Longest Game Delay (Road):** 1:53, 5/19 @ FRI (rain)  
**Highest Attendance (Home):** 7,588 (7/3 vs. TUL)  
**Highest Attendance (Road):** 10,019 (5/16 @ FRI)  
**Lowest Attendance (Home):** 3,231 (4/25 vs. FRI)  
**Lowest Attendance (Road):** 2,041 (7/30 @ MID)

# LAST TIME IT HAPPENED - 2023

## SOD POODLES (INDIVIDUAL)

**Perfect Game:**  
**No-Hitter (Individual):**  
**No-Hitter (Combined):**  
**No-Hitter (7-Inning):**  
**1-Hitter (Individual):**  
**1-Hitter (Combined):**  
**2-Hitter (Individual):**  
**2-Hitter (Combined):** 3x: Last: 5/27 @ SA, Patrick/Saalfank  
**3-Hitter (Combined):** 7x: Last: 7/16 vs FRI, Lin/Pope/Rice/Backhus  
**3-Hitter (Individual):**  
**Complete Game Shutout (9 Inning):**  
**Complete Game Shutout (7 Inning):**  
**10 or more strikeouts (P):** Albright (10, 8/1 vs CC)  
**Four (4) Hits:** 4x, Last: Roberts (8/1 vs CC)  
**Five (5) Hits:**  
**Six (6) Hits:**  
**Three (3) Doubles:**  
**Four (4) Doubles:**  
**Two (2) Triples:**  
**Two HR Game:** 5x, Last: Melendez (7/23 vs WCH)  
**Three HR Game:** Vukovich (7/3 (1) vs TUL)  
**Grand Slam (Home):** 3x, Last: Vukovich (8/2 vs. CC)  
**Grand Slam (Road):** 2x, Last: Duezenack (7/30 @ MID)  
**Inside-The-Park HR:** Lawlar (7/3 (1) vs TUL)  
**Back-To-Back HRs:** 6x: Last: Roberts/Melendez (7/23 vs. WCH)  
**Back-To-Back-To-Back HRs:**  
**HR, Both Sides of the Plate:**  
**Hitting for the Cycle:**

**HR in 2 straight games:** 18x: Last: Vukovich (7/21-22 vs WCH)  
**HR in 3 straight games:** 2x, Last: Castillo (7/15-16 vs FRI, 7/18 vs WCH)  
**HR in 4 straight games:** Roberts (6/30-7/3 vs TUL)  
**Triple in 2 straight games:**  
**Five (5) RBI:** 3x, Last: Vukovich (7/22 vs WCH)  
**Seven (7) RBI:** Vukovich (7/3 (1) vs TUL)  
**Three Runs:** 18x: Last: Lawlar (8/2 vs CC)  
**Four Runs:** 4x, Last: Vukovich (7/3 (1) vs TUL)  
**Five Runs:**  
**Two Stolen Bases:** 10x: Last: Lawlar (7/3 (1) vs TUL)  
**Three Stolen Bases:** 3x, Last: Bliss (7/3 (1) vs TUL)  
**Four Stolen Bases:**  
**Steal of home (straight):**  
**Steal of home (double steal):** 2x, Last: Bliss/Lawlar, 6/22 @ CC  
**Four (4) Walks:** Roberts (5/31 vs. SPR)  
**Five (5) Walks:**  
**10 Total Bases in a game:** Vukovich (12, 7/3 (1) vs TUL)

## SOD POODLES TEAM

**20 Runs, Game:**  
**20 Hits, Game:**  
**10+ Runs, Inning:**  
**Back-to-back 15-hit games:**  
**Everyone in order gets a hit:** 7x: Last: 7/3 (1) vs TUL  
**Everyone in order scores a run:** 5/5 @ CC  
**Only player in order to get a hit:**  
**15+ Strikeouts, Game (Batting):** 2x, Last: 6/30 vs TUL (15)  
**Triple Play:**  
**Winning Streak:** 7 (6/6-6/13)  
**Losing Streak:** 4 (2x: Last: 5/23-5/26)



# HIGHS & LOWS - ALL TIME



## SOD POODLES OFFENSE

**Most Runs, Game:** 20 (9/11/21 vs. TUL)  
**Most Runs, Inning:** 11 (6/11/22 vs. FRI, 8th inning)  
**Most Hits, Game:** 24 (9/11/21 vs. TUL)  
**Most Hits, Game (Indiv.):** 5 (3x: Last: Barrosa, 7/22 @ MID)  
**Fewest Hits, Game:** 0 (5/26/22 @ ARK)  
**Most HRs, Game (Team):** 7, (6/5/21 @ FRI)  
**Most HRs, Game (Indiv.):** 3, 2x, Last: Vukovich (7/3/23 (1) vs TUL)  
**Grand Slams:** 16 (Last: Vukovich, 8/2 vs CC, 4th inning)  
**Most SBs, Game (Team.):** 9 (7/1/23 vs. TUL)  
**Most SBs, Game (Indiv.):** 3 (8x: Last: Bliss, 7/3/23 (1) vs. TUL)  
**Most Runners LOB, Team:** 14 (5x: Last: 7/4/23 @ SPR)  
**Most Runs Combined (Two Teams):** 32 (9/11/21 vs. TUL)  
**Most Hits Combined (Two Teams):** 37 (2x: Last: 4/23/22 vs SA)  
**Most Home Runs During Series (Two Teams):** 34 (9/7-12/21 vs. TUL)  
**Most Runs To Overcome Deficit:** 10 (4/26/23 vs. FRI)

## SOD POODLES DEFENSE

**Most Errors, Team:** 5 (6/19/21 vs. MID)  
**Most Errors, Individual:** 2 (27x: Last: Duzenack, 7/28/23 @ MID)  
**Most Ground Into Double Plays:** 4 (2x: Last: 9/17/21 vs. FRI)

## SOD POODLES PITCHING

**Most Ks, Team (9 innings):** 17 (2x: Last: 5/9/21 @ TUL)  
**Most Ks, Team (extra innings):** 19 (5/11/19 @ CC)  
**Most Walks, Team:** 12 (8/27/22 @ CC)  
**Shutout:** 25x: Last: 7/16/23 vs FRI  
**Last Complete Game (9 IP):** --  
**Last Complete Game (7 IP):** Nelson (G1, 9/1/21 @ SA)  
**Last Complete Game (5 IP):** Walston (7/29/22 vs. CC)  
**Last Complete Game Shutout:** Frias (8/1/21 vs. SA (7))  
**Longest Start:** 8.0 IP (Cecconi, 6/8/22 vs FRI)  
**Longest Relief Appearance:** 3.1 IP (4x, last: Workman, 4/26 vs FRI)  
**Most Ks, Individual:** 12 (4x: Last: Pfaadt: 6/23/22 @ CC)  
**Most Walks, Individual:** 7 (Nelson, 7/6/21 @ SA)



# LAST TIME IT HAPPENED - ALL TIME

## SOD POODLES (INDIVIDUAL)

**Perfect Game:**  
**No-Hitter (Individual):**  
**No-Hitter (Combined):**  
**No-Hitter (7-Inning):** 2x: Tabor, 7/11/21 @ SA; Frias, 8/1/21 vs. SA  
**1-Hitter (Individual):** 7/29/22 (Walston, 5-inning game)  
**1-Hitter (Combined):** 2x: Last: 4/16/22 (Jarvis, Weiss - 7 inning game)  
**2-Hitter (Individual):**  
**2-Hitter (Combined):** 5x: Last: 5/27/23 @ SA, Albright/Saalfrank  
**3-Hitter (Combined):** 22x: Last: 7/16/23 vs FRI, Lin/Pope/Rice/Backhus  
**3-Hitter (Individual):**  
**Complete Game Shutout (9 Inning):**  
**Complete Game Shutout (7 Inning):** 2x: Tabor, 7/11/21 @ SA; Frias, 8/1/21 vs. SA  
**10 or more strikeouts:** 15x, Last: Albright (8/1/23 vs. CC)  
**Four (4) Hits:** 32x: Last: Roberts (8/1/23 vs CC)  
**Five (5) Hits:** 3x: Last: Cedenio (8/18/22 @ MID)  
**Six (6) Hits:**  
**Three (3) Doubles:** 3x: Last: Carroll, (4/23/22 vs SA)  
**Four (4) Doubles:**  
**Two (2) Triples:**  
**Two HR Game:** 34x: Last: Melendez (7/23/23 vs. WCH)  
**Three HR Game:** 2x, Last: Roberts, 7/3/23 (2) vs TUL)  
**Grand Slam (Home):** 12x: Last: Vukovich, 8/2/23 vs. CC)  
**Grand Slam (Road):** 4x: Last: Duzenack, 7/30/23 @ MID  
**Inside-The-Park HR:** 5x: Last: Lawlar (7/3/23 (1) vs TUL)  
**Back-To-Back HRs:** 22x: Last: Roberts/Melendez (7/23/23 vs. WCH)  
**Back-To-Back-To-Back HRs:**  
**B-2-B-2-B-2-B HRs:** 9/11/21 vs. TUL - Garrett/Kennedy/Fletcher/Canzone (3rd inning)  
**HR, Both Sides of the Plate:** 3x: Last: Stankiewicz (7/15/22 vs SA)  
**Hitting for the Cycle:**

## OPPONENTS OFFENSE

**Most Runs, Game:** 21 (2x: Last: 9/2/22 vs. FRI)  
**Most Runs, Inning:** 11 (9/2/22 vs. FRI, 5th inning)  
**Most Hits, Game (Team):** 23 (9/2/22 vs. FRI)  
**Most Hits, Game (Indiv.):** 6 (Guldborg, 4/10/22 vs MID)  
**Fewest Hits, Game:** 0 (2x: Last: 8/1/21 vs. SA - Frias no-hitter)  
**Most HRs, Game (Team):** 9 (Last: 5/17/22 vs. TUL)  
**Most HRs, Game (Indiv.):** 4 (Chandler Redmond, 8/10/22 vs SPR)  
**Most SBs, Game (Indiv.):** 3 (Acuña, 4/30/23 vs. FRI)  
**Grand Slams:** 23 (Last: Hicks, 5/20/23 @ FRI, off Hill, 5th inning)  
**Most Runners LOB, Team:** 16 (4/10/22 vs. MID)  
**Most Runs To Overcome Deficit:** 10 (7/18/21 @ MID)

## OPPONENTS PITCHING

**Most Ks Team (9 innings):** 17 (3x: Last: 6/14/23 vs SA)  
**Most Ks, Team (extra innings):** 19 (5/11/19 @ CC, 10)  
**Most Walks, Team:** 12 (6/20 @ CC)  
**Shutout:** 21x: Last: 4/22/23 @ NWA  
**Last Complete Game:** Jones (5/26/22 (2) @ ARK)  
**Last Complete Game Shutout (7 IP):** Jones (5/26/22 (2) @ ARK)  
**Most Ks, Individual:** 14 (Dustin May, 6/22/19 @ TUL)  
**Most Walks, Individual:** 7 (Robaina, 7/31/22 vs. CC)

## OPPONENTS DEFENSE

**Most Errors, Team:** 4 (5x: Last: 7/22/22 @ MID)  
**Most Errors, Individual:** 3 (3x: Last: Whitcomb, 4/12/23 vs. CC)  
**Most Ground Into Double Plays:** 4 (2x: Last: 9/14/22 @ SA)

## MISCELLANEOUS

**Longest Home Game Time (9 innings):** 4:08 (9/11/21 vs. TUL)  
**Shortest Home Game Time (9 innings):** 2:01 (6/8/22 vs FRI)  
**Longest Road Game Time (9 innings):** 3:34 (7/29/19 @ NWA)  
**Shortest Road Game Time (9 innings):** 1:50 (8/21/22 @ MID)  
**Longest Game Time (7 innings):** 2:36 (9/1/21 @ SA)  
**Shortest Game Time (7 innings):** 1:29 (5/26/22 (2) @ ARK)  
**Longest Extra-Inning Game:** 4:08 (4/22/22 vs. SA, 11)  
**Longest Game (Innings):** 13 (6/30/23 vs TUL)  
**Longest Game Delay (Home):** 3:15 (5/18/21 vs. MID)  
**Longest Game Delay (Road):** 1:53 (5/19/23 @ FRI)  
**Highest Attendance (Home):** 7,588 (7/3/23 vs. TUL)  
**Highest Attendance (Road):** 10,366 (5/18/19 @ FRI)  
**Lowest Attendance (Home):** 3,851 (6/1/22 vs. MID)  
**Lowest Attendance (Road):** 1,906 (8/17/22 @ MID)  
**Largest Margin of Victory:** 15 (19-4, 6/9/21 vs. CC)  
**Largest Margin of Defeat:** 19 (21-2, 9/2/22 vs. FRI)

## SOD POODLES TEAM

**20 Runs, Game:** 20, 9/11/21 vs. TUL  
**20 Hits, Game:** 5x: Last: 20, 8/18/22 @ MID  
**10+ Runs, Inning:** 2x: Last: 6/11/22 vs. FRI (11, 8th inning)  
**Back-to-back 15-hit games:** 2x: Last: 4/22-4/23/22 vs. SA  
**Everyone in order gets a hit:** 33x: Last: 7/3/23 (1) vs. TUL  
**Everyone in order gets multiple-hits:** 5/8/22 vs. MID  
**Everyone in order scores a run:** 7x: Last: 5/5/23 @ CC  
**Only player in order to get a hit:** 4x: Last: Diaz, G1, 9/1/21 @ SA  
**15+ Strikeouts, Game (Batting):** 18x: Last: 6/30/23 vs TUL (15)  
**Triple Play:**  
**Winning Streak:** 7 (6/6-13/23)  
**Losing Streak:** 7 (7/30-8/6/22)





DATE	NO	TRANSACTION
4/7	1	INF Camden Duzenack reinstated from the Dev. List, transferred to AMA.
4/11	2	RHP Josh Green reinstated from the Dev. List, assigned to AMA.
4/11	3	RHP Jackson Goddard placed on the Dev. List.
4/12	4	LHP Joe Mantiply assigned to AMA on MLB Rehab Assignment.
4/14	5	INF Camden Duzenack transferred to RNO.
4/18	6	LHP Joe Mantiply recalled from MLB Rehab Assignment to ARI.
4/18	7	RHP Jackson Goddard reinstated from Dev. List, assigned to AMA.
4/20	8	OF Caleb Roberts placed on AMA IL.
4/21	9	RHP Raffi Vizcaino transferred from AMA to RNO.
4/21	10	INF Jonathan Guzman transferred to AMA from HIL.
4/21	11	LHP Hugh Fisher transferred to AMA from HIL.
4/22	12	RHP Michel Otanez placed on AMA IL.
4/25	13	RHP Byrce Jarvis transferred from AMA to RNO.
4/25	14	LHP Dillon Larsen transferred to AMA from HIL.
4/25	15	RHP Marcos Tineo transferred to AMA from HIL.
5/2	16	RHP Mitchell Stump transferred to AMA from RNO.
5/2	17	LHP Dillon Larsen transferred from AMA to HIL.
5/5	18	INF Tristin English transferred from AMA to RNO.
5/5	19	INF Kevin Vicuña signed by ARI, assigned to AMA.
5/7	20	INF Jonathan Guzman placed on AMA IL.
5/8	21	INF Jarrod Watkins transferred to AMA from HIL.
5/10	22	RHP Josh Green placed on AMA IL.
5/13	23	RHP Michel Otanez reinstated from AMA IL.
5/14	24	INF Neyfy Castillo placed on AMA IL.
5/16	25	OF Caleb Roberts reinstated from AMA IL.
5/16	26	RHP Endrys Briceno transferred to AMA from RNO.
5/16	27	RHP Marcos Tineo released.
5/19	28	INF Camden Duzenack reinstated from RNO IL, transferred to AMA.
5/19	29	LHP Hugh Fisher placed on Dev. List.
5/20	30	RHP Zach Davies assigned to AMA on MLB Rehab.
5/23	31	INF Neyfy Castillo reinstated from IL.
5/23	32	INF Seth Beer reinstated from Dev. List, transferred to AMA.
5/23	33	INF Kevin Vicuña placed on Dev. List.
5/23	34	INF Jarrod Watkins released.
5/25	35	RHP Endrys Briceno transferred from AMA to RNO.
5/25	36	RHP Conor Grammes transferred to AMA from HIL.
5/26	37	RHP Michel Otanez transferred from AMA to RNO.
5/26	38	LHP Hugh Fisher reinstated from Dev. List.
6/1	39	RHP Josh Green reinstated from IL.
6/1	40	LHP Hugh Fisher placed on Dev. List.
6/13	41	RHP Christian Montes De Oca placed on IL.
6/20	42	RHP Blake Workman released.
6/20	43	LHP Andrew Saalfank transferred from AMA to RNO.
6/20	44	RHP Michel Otanez transferred to AMA from RNO.
6/20	45	RHP Peter Solomon transferred to AMA from RNO.
6/21	46	INF Kevin Vicuña transferred from AMA to HIL.
6/24	47	RHP Jackson Goddard placed on AMA IL.
6/26	48	RHP Gerald Ogando transferred to AMA from HIL.
6/29	49	RHP Raffi Vizcaino reinstated from RNO IL, transferred to AMA.
6/29	50	RHP Christian Montes De Oca reinstated from IL.
6/29	51	LHP Jake Rice placed on Dev. List.
7/1	52	INF Kevin Vicuña transferred to AMA from HIL.
7/1	53	INF Deyvison De Los Santos placed on the Dev. List.
7/7	54	INF Julio Carrion transferred to AMA from VIS.
7/7	55	INF Ryan Bliss placed on Temp. Inactive List.
7/7	56	INF Jordan Lawlar placed on Temp. Inactive List.
7/9	57	RHP Deyni Olivero placed on Dev. List.
7/13	58	INF Jordan Lawlar reinstated from Temp. Inactive List.
7/13	59	C J.J. D'Orazio transferred to AMA from HIL.
7/13	60	LHP Yu-Min Lin transferred to AMA from HIL.
7/13	61	LHP Will Mabrey transferred to AMA from HIL.
7/13	62	INF Ivan Melendez transferred to AMA from HIL.

[illegible][illegible]

Game	Date	Opponent	W/L	Winning Pitcher	Losing Pitcher	Save	Record	Standing	Attendance	TOG
1	4/6	@ FRI	L, 12-4	Anderson, G (1-0)	Jarvis, B (0-1)	-	0-1	T-2nd (-1.0)	8,320	2:28
2	4/7	@ FRI	W, 3-1	Albright, L (1-0)	Krauth, N (0-1)	Backhus, K (1)	1-1	T-1st (+0.5)	8,655	2:16
3	4/8	@ FRI	W, 5-3	Rice, J (1-0)	Starr, N (0-1)	Vizcaino, R (1)	2-1	T-1st (+1.0)	9,030	2:57
4/9-10		OFF								
4	4/11	CC	L, 5-4	Melendez, J (1-0)	Patrick, C (0-1)	Macuare, A (1)	2-2	T-2nd (-1.0)	5,452	2:26
5	4/12	CC	W, 13-10	Mantiply, J (1-0)	Robaina, J (0-1)	-	3-2	T-1st (+1.0)	4,093	3:16
6	4/13	CC	W, 5-2	Jarvis, B (1-1)	Cobos, F (0-1)	Montes De Oca, C (1)	4-2	1st (+1.0)	4,547	2:39
7	4/14	CC	L, 13-10	Sprinkle, J (1-0)	Albright, L (1-1)	-	4-3	T-1st (+1.0)	6,417	2:54
8	4/15	CC	W, 5-3	Mantiply, J (2-0)	Gordon, C (0-2)	Backhus, K (2)	5-3	1st (+1.0)	6,146	2:28
9	4/16	CC	L, 11-5	Melendez, J (2-0)	Patrick, C (0-2)	-	5-4	T-1st (+1.0)	5,187	2:54
4/17		OFF								
10	4/18	@ NWA	L, 16-6	Del Rosario, Y (1-0)	Olivero, D (0-1)	-	5-5	T-1st (+1.0)	2,399	2:40
11	4/19	@ NWA	W, 5-0	Jarvis, B (2-1)	Veneziano, A (1-1)	-	6-5	T-1st (+1.0)	2,792	2:29
12	4/20	@ NWA	W, 3-2 (10)	Otanez, M (1-0)	Biasi, D (1-1)	Rice, J (1)	7-5	1st (+0.5)	3,751	3:08
13	4/21	@ NWA	L, 5-0	Hoffmann, A (2-1)	Hill, J (0-1)	-	7-6	T-1st (+1.0)	4,690	2:26
14	4/22	@ NWA	L, 5-0	Marsh, A (1-0)	Patrick, C (0-3)	-	7-7	T-1st (+3.0)	4,856	2:14
15	4/23	@ NWA	W, 6-2	Saalfrank, A (1-0)	Way, B (0-2)	-	8-7	T-1st (+0.5)	4,640	2:48
4/24		OFF								
16	4/25	FRI	W, 9-7	Rice, J (2-0)	Starr, N (1-2)	Backhus, K (3)	9-7	T-1st (+1.0)	3,231	2:34
17	4/26	FRI	W, 12-11 (10)	Workman, B (1-0)	Church, M (0-1)	-	10-7	1st (+1.0)	3,275	3:24
18	4/27	FRI	L, 5-1	Roby, T (1-2)	Bain, J (0-1)	-	10-8	1st (+0.5)	6,239	2:38
19	4/28	FRI	L, 12-6	Speas, A (1-0)	Patrick, C (0-4)	-	10-9	2nd (-0.5)	4,393	2:55
20	4/29	FRI	W, 11-4	Olivero, D (1-1)	Leiter, J (0-2)	-	11-9	1st (+0.5)	5,928	2:38
21	4/30	FRI	L, 12-7	Church, M (1-1)	Tineo, M (0-1)	-	11-10	T-1st (+0.5)	5,125	2:53
5/1		OFF								
22	5/2	@ CC	L, 3-1	Robaina, J (1-2)	Fisher, H (0-1)	-	11-11	T-2nd (-1.0)	2,774	2:05
23	5/3	@ CC	W, 3-0	Pope, A (1-0)	Kouba, R (1-1)	Backhus, K (4)	12-11	T-1st (+1.5)	2,401	2:15
24	5/4	@ CC	L, 6-1	Gordon, C (2-2)	Patrcik, C (0-5)	-	12-12	T-2nd (-1.0)	3,678	2:11
25	5/5	@ CC	W, 12-8	Goddard, J (1-0)	Plumlee, P (0-1)	-	13-12	T-1st (+2.5)	4,651	3:13
26	5/6	@ CC	L, 12-7	VanWey, L (1-0)	Tineo, M (0-2)	-	13-13	T-2nd (-1.0)	4,327	2:49
27	5/7	@ CC	L, 5-4	Arrighetti, S (2-2)	Albright, L (1-2)	McDonald, C (1)	13-14	T-2nd (-2.0)	4,726	2:28
5/8		OFF								
28	5/9	MID	L, 11-9	Supak, T (2-0)	Hill, J (0-2)	-	13-15	2nd (-3.0)	6,284	2:47
29	5/10	MID	W, 6-3	Saalfrank, A (2-0)	Salinas, R (1-2)	-	14-15	2nd (-2.0)	4,495	2:20
30	5/11	MID	L, 16-6	Pérez, F (1-0)	Olivero, D (1-2)	-	14-16	2nd (-3.0)	5,363	2:56
31	5/12	MID	L, 6-1	Cushing J (1-0)	Tineo, M (0-3)	-	14-17	3rd (-4.0)	7,165	2:27
	5/13	MID	PPD							
32	5/14(1)	MID	W, 10-1	Albright, L (2-2)	Ginn, J (0-2)	-	15-17	-	0	1:40
33	5/14(2)	MID	L, 13-1	Tomioka, S (1-0)	Hill, J (0-3)	-	15-18	3rd (-4.0)	4,621	2:32
5/15		OFF								
34	5/16	@ FRI	L, 3-2	Church, M (2-2)	Goddard, J (1-1)	Starr, N (1)	15-19	3rd (-4.0)	10,019	2:30
35	5/17	@ FRI	L, 10-4	Leiter, J (2-2)	Olivero, D (1-3)	-	15-20	T-4th (-4.0)	2,890	2:27
36	5/18	@ FRI	L, 7-1	Garcia, R (1-3)	Bain, J (0-2)	-	15-21	5th (-4.0)	3,480	2:13
37	5/19	@ FRI	W, 2-1	Albright, L (3-2)	White, O (1-1)	Rice, J (2)	16-21	T-4th (-4.0)	5,943	2:24 (1:53)
38	5/20	@ FRI	L, 8-7 (10)	Kelly, A (2-0)	Stumpo, M (0-1)	-	16-22	T-4th (-5.0)	7,070	3:26
39	5/21	@ FRI	W, 3-1	Patrick, C (1-5)	Church, M (2-3)	Montes De Oca, C (2)	17-22	T-4th (-5.0)	6,306	2:32
5/22		OFF								
40	5/23	@ SA	L, 14-4	Bachar, L (2-0)	Olivero, D (1-4)	-	17-23	5th (-5.0)	5,054	2:48
41	5/24	@ SA	L, 4-3	Hernandez, N (3-1)	Montes De Oca, C (0-1)	-	17-24	5th (-5.0)	4,990	2:35
42	5/25	@ SA	L, 5-4	Kopps, K (3-0)	Otanez, M (1-1)	Jacob, A (1)	17-25	5th (-6.0)	3,549	2:35
43	5/26	@ SA	L, 8-2	Wolf, J (3-5)	Hill, J (0-4)	-	17-26	5th (-7.0)	4,124	2:57
44	5/27	@ SA	W, 1-0	Patrick, C (2-5)	Snider, D (0-3)	Saalfrank, A (1)	18-26	5th (-6.0)	4,828	2:30
45	5/28	@ SA	W, 9-3	Grammes, C (1-0)	Henry, H (1-2)	-	19-26	5th (-5.0)	3,530	2:46
5/29		OFF								
46	5/30	SPR	W, 7-1	Bain, J (1-2)	Gragg, L (0-3)	-	20-26	5th (-4.0)	4,179	2:11
47	5/31	SPR	W, 13-8	Stumpo, M (1-1)	Sawyer, L (1-2)	-	21-26	4th (-4.0)	4,177	3:03
48	6/1	SPR	W, 3-2	Grammes, C (2-0)	Pereira, W (3-3)	-	22-26	4th (-4.0)	4,690	1:54
49	6/2	SPR	PPD							
49	6/3 (1)	SPR	L, 5-4 (8)	Roycroft, C (1-0)	Backhus, K (0-1)	Granillo, A (2)	22-27	4th (-3.5)	-	2:26
50	6/3 (2)	SPR	W, 6-1 (7)	Olivero, D (2-4)	Hernandez, K (5-2)	-	23-27	4th (-4.0)	6,502	1:39
51	6/4	SPR	L, 6-5	Sawyer, L (2-2)	Grammes, C (2-1)	-	23-28	4th (-4.0)	5,636	2:44

