



2023
Media Guide



Celebrating 25 Seasons of
Baseball in Bricktown

OKLAHOMA CITY DODGERS



2023 SCHEDULE

HOME AWAY FIREWORKS FIELD TRIP DAY CIELO AZUL

APRIL

SUN	MON	TUE	WED	THU	FRI	SAT
					MARCH 31 TAC 7:05	TAC 7:05 1
TAC 2:05 2	OFF 3	@LV 4	@LV 5	@LV 6	@LV 7	@LV 8
@LV 9	OFF 10	SUG 6:05 11	SUG 6:05 12	SUG 7:05 13	SUG 7:05 14	SUG 7:05 15
SUG 2:05 16	OFF 17	@ABQ 18	@ABQ 19	@ABQ 20	@ABQ 21	@ABQ 22
@ABQ 23	OFF 24	SAC 6:05 25	SAC 11:05 26	SAC 7:05 27	SAC 7:05 28	SAC 7:05 29
SAC 2:05 30						

MAY

SUN	MON	TUE	WED	THU	FRI	SAT
	OFF 1	@ELP 2	@ELP 3	@ELP 4	@ELP 5	@ELP 6
@ELP 7	OFF 8	@RR 9	@RR 10	@RR 11	@RR 12	@RR 13
@RR 14	OFF 15	SUG 7:05 16	SUG 7:05 17	SUG 7:05 18	SUG 7:05 19	SUG 7:05 20
SUG 2:05 21	OFF 22	@SAC 23	@SAC 24	@SAC 25	@SAC 26	@SAC 27
@SAC 28	OFF 29	RNO 7:05 30	RNO 7:05 31			

JUNE

SUN	MON	TUE	WED	THU	FRI	SAT
					RNO 7:05 1	RNO 7:05 2
RNO 2:05 4	OFF 5	@ELP 6	@ELP 7	@ELP 8	@ELP 9	@ELP 10
@ELP 11	OFF 12	SL 7:05 13	SL 12:05 14	SL 7:05 15	SL 7:05 16	SL 7:05 17
SL 2:05 18	OFF 19	LV 7:05 20	LV 7:05 21	LV 7:05 22	LV 7:05 23	LV 7:05 24
LV 2:05 25	OFF 26	OFF 27	@SUG 28	@SUG 29	@SUG 30	

JULY

SUN	MON	TUE	WED	THU	FRI	SAT
						@SUG 1
@SUG 2	@SUG 3	ABQ 7:05 4	ABQ 7:05 5	ABQ 7:05 6	ABQ 7:05 7	ABQ 6:05 8
ABQ 1:05 9	OFF 10	OFF 11	OFF 12	OFF 13	@SAC 14	@SAC 15
@SAC 16	OFF 17	ELP 7:05 18	ELP 7:05 19	ELP 7:05 20	ELP 7:05 21	ELP 7:05 22
ELP 6:05 23	OFF 24	@RNO 25	@RNO 26	@RNO 27	@RNO 28	@RNO 29
@RNO 30	OFF 31					

AUGUST

SUN	MON	TUE	WED	THU	FRI	SAT
		RR 7:05 1	RR 7:05 2	RR 7:05 3	RR 7:05 4	RR 7:05 5
RR 6:05 6	OFF 7	@TAC 8	@TAC 9	@TAC 10	@TAC 11	@TAC 12
@TAC 13	OFF 14	@SL 15	@SL 16	@SL 17	@SL 18	@SL 19
@SL 20	OFF 21	ABQ 7:05 22	ABQ 7:05 23	ABQ 7:05 24	ABQ 7:05 25	ABQ 7:05 26
ABQ 6:05 27	OFF 28	RR 7:05 29	RR 7:05 30	RR 7:05 31		

SEPTEMBER

SUN	MON	TUE	WED	THU	FRI	SAT
					RR 7:05 1	RR 7:05 2
RR 2:05 3	OFF 4	@SUG 5	@SUG 6	@SUG 7	@SUG 8	@SUG 9
@SUG 10	OFF 11	TAC 7:05 12	TAC 12:05 13	TAC 7:05 14	TAC 7:05 15	TAC 7:05 16
TAC 2:05 17	OFF 18	@ABQ 19	@ABQ 20	@ABQ 21	@ABQ 22	@ABQ 23
@ABQ 24	OFF 25	OFF 26	OFF 27	OFF 28	OFF 29	OFF 30

- ABQ ALBUQUERQUE ISOTOPE
- ELP EL PASO CHIHUAHUAS
- OKC OKLAHOMA CITY DODGERS
- RR ROUND ROCK EXPRESS
- SUG SUGAR LAND SPACE COWBOYS
- LV LAS VEGAS AVIATORS
- RNO RENO ACES
- SAC SACRAMENTO RIVER CATS
- SL SALT LAKE BEES
- TAC TACOMA RAINIERS

ALL TIMES ARE LISTED AS CENTRAL TIME. GAME TIMES ARE SUBJECT TO CHANGE.

OKLAHOMA CITY DODGERS TEAM INFORMATION

Team Directory.....	3
Diamond Baseball Holdings.....	4
PDL/Minor League Structure.....	5
MLB Affiliation/Team Name History.....	6
OKC Dodgers Recent Awards.....	7
Chickasaw Bricktown Ballpark 25th Anniversary.....	8
Ballpark Information.....	9
2023 Ballpark Improvements.....	10
Other Ballpark Improvements.....	11
OKC Dodgers Baseball Foundation.....	13
OKC Dodgers Rookie League.....	14
Cielo Azul de Oklahoma City.....	15
OKC Dodgers Reading Challenge.....	16
OKC Dodgers MVP Program.....	17
OKC Dodgers in the Community.....	18
Professional Sports Catering.....	20

2023 OKC DODGERS

Coaching Staff.....	22
Support Staff.....	24
Player Profiles.....	25

2022 REVIEW

Final Stats.....	75
Season Recap.....	76
Day-By-Day Results.....	80
Transactions.....	82

OKLAHOMA CITY BASEBALL HISTORY AND RECORDS

Club Game Records.....	85
Individual Game Highlights.....	88
Club Season Records.....	93
Individual Season Records.....	94
Individual Career Records.....	98
Additional Club Marks.....	103
The Last Time It Happened.....	113
Oklahoma City Playoff History.....	118
Oklahoma City Baseball History By Year.....	121
Oklahoma City All-Time Roster.....	122

PACIFIC COAST LEAGUE INFORMATION AND OPPONENTS/2022 REVIEW

Pacific Coast League/2023 Experimental Rules.....	132
2022 PCL Review.....	133
2023 PCL Opponents.....	134

LOS ANGELES DODGERS ORGANIZATION

Los Angeles Dodgers Staff/Top Prospects.....	144
Los Angeles Dodgers Affiliates.....	145
Los Angeles Dodgers Minor League Records.....	146
Los Angeles Dodgers 2023 Schedule.....	147

MEDIA INFORMATION

OKC Dodgers Media Information/Policies.....	149
Los Angeles Dodgers PR Contacts.....	149
OKC Dodgers Broadcast Information.....	151
Transaction Terminology.....	152

The 2023 Oklahoma City Dodgers Media Guide was prepared, written and designed by the OKC Dodgers Communications Department: Alex Freedman, Director of Communications and Broadcasting; Lisa Johnson, Communications Manager, and Alex McLoughlin, Communications Assistant.

Included photos and information courtesy of the Los Angeles Dodgers, Jon SooHoo/Los Angeles Dodgers, Baseball America, Minor League Baseball, Major League Baseball, Pacific Coast League and OKC Dodgers. Special thanks to Los Angeles Dodgers Public Relations, members of the Pacific Coast League, Jim Byers, Rowan Kavner, Ryan McGhee, Cary Osborne, the OKC Dodgers Marketing Department and OKC Dodgers team photographers: Cody Roper, Eddie Kelly, Torrey Purvey, Adrian Chatmon, Ron Lane and Gary Breedlove.

OKC DODGERS ORGANIZATION INFORMATION





OKLAHOMA CITY DODGERS

Chickasaw Bricktown Ballpark

2 S. Mickey Mantle Dr.
Oklahoma City, OK, 73104
Phone: (405) 218-1000
okcdodgers.com
info@okcdodgers.com

Team Executives

Owner.....	Diamond Baseball Holdings, LLC
Executive Chairman (DBH).....	Pat Battle
Chief Executive Officer (DBH).....	Peter B. Freund
President/General Manager.....	Michael Byrnes
Senior Vice President.....	Jenna Byrnes

Corporate Partnership Sales & Services

VP, Corporate Partnerships.....	Jim Flavin
Director, Partnership Sales.....	Ryan Vanlow
Partner Services Coordinator.....	Erika Kartz
Partner Services Coordinator.....	Alex Moore
Partner Services Coordinator.....	Talynn Portillo

Marketing and Communications

VP, Marketing and Communications.....	Ben Beecken
Director, Communications and Broadcasting.....	Alex Freedman
Director, Video and Game Presentation.....	A.J. Navarro
Communications Manager.....	Lisa Johnson
Content Manager.....	Hannah Muery
Digital Marketing Manager.....	Alyssa Halverson
Graphic Designer.....	David Ortez
Graphic Designer.....	Dani Britton
Video Production Specialist.....	Caroline Yeager
Communications Assistant.....	Alex McLoughlin
Entertainment Coordinator.....	Brady LeDonne

OKC Dodgers Baseball Foundation

Executive Director.....	Carol Herrick
Foundation Program Coordinator.....	Keith Breckenridge
Development Coordinator.....	Daniel Lathey

Ticket Sales

VP, Ticket Sales.....	Kyle Daugherty
Senior Manager, Ticket Operations.....	Stephanie Beavers
Manager, Ticket Operations and Business Intelligence.....	Matt Abbott
Membership Experience Manager.....	Sarah Bischoff
Premium Sales Manager.....	Brian Smith
Business Development Manager.....	Dawson Hicks
Business Development Manager.....	Alex Rocco
Group Sales Manager.....	Alexa Major
Group Account Executive.....	Charlie Bullock
Group Account Executive.....	Aron Gonzales
Group Account Executive.....	Emily Reeves
Group Account Executive.....	Ryan Smith
Group Account Executive.....	Andrew Yoder
Senior Account Executive.....	Dakota Jacobs
Account Executive.....	Kyle Morawski
Ticket Sales and Service Representative.....	Raquel Rodriguez

Operations

VP, Operations.....	Mitch Stubenhofer
Director, Customer Experience.....	Caleb Beverly
Facility Operations Manager.....	Dick Torrey
Head Groundskeeper.....	Jeff Jackson
Assistant Groundskeeper.....	Joseph Golding
Operations Coordinator.....	Jarrett Wolfe
Baseball Operations Coordinator.....	Billy Maloney
Customer Service Supervisor.....	Mike Johnson

Special Events

Director, Special Events.....	Shelby Kirkes
Special Events Intern.....	Sarah Boyanton

Team Store

Director, Merchandise.....	Jasmine Buchanan
Retail Operations Coordinator.....	Mark Smith

Finance and Administration

VP, Finance and Accounting.....	John MacDonald
Office Administrator.....	Travis Hunter

Professional Sports Catering

Director of Food Service Operations.....	Will Fenwick
Executive Chef.....	Dwayne White
Catering Manager.....	Kirsten Eades
Concessions Manager.....	Scott Christy
Business Manager.....	Melody Barnard

About Diamond Baseball Holdings

The Oklahoma City Dodgers became part of Diamond Baseball Holdings (DBH) in December 2021.

DBH was founded in 2021 to support, promote and enhance Minor League Baseball Clubs affiliated with Major League Baseball through professional management, best practices, innovation and investment.

“Joining DBH is another step toward furthering our commitment to contributing meaningfully to the Oklahoma City community,” OKC Dodgers President/General Manager Michael Byrnes said in a 2021 statement. “Along with DBH, we will continue to deliver a next-level experience in Minor League Baseball, with the same traditions we know and love. I trust that joining DBH will serve everyone well into the future.”

As part of DBH, the Oklahoma City Dodgers work closely with Diamond Baseball Holdings’ leadership, Pat Battle, Executive Chairman of DBH, and Peter B. Freund, CEO of DBH, to realize the club’s ambitions.

“Diamond Baseball Holdings will be global in our ambitions and hyper-local in our approach, and creating incredible fan experiences will remain our number one priority,” Battle and Freund said in a 2021 statement. “Additionally, we look forward to providing opportunities for growth to the employees of PDL Clubs whose passion and ingenuity have built the sport through the decades.”

DBH supports the OKC Dodgers with ticket sales, partnerships, naming rights, food and beverage, merchandise, content strategy and collectibles/authentic.

In 2022, DBH announced that Silver Lake, a global leader in technology investing with professionals based in North America, Europe and Asia, became its new ownership partner. Silver Lake acquired DBH from Endeavor, a global sports and entertainment company.

“Since its launch, DBH has established a leadership position in Minor League Baseball, with its Clubs playing a pivotal role in local communities across the U.S.,” Stephen Evans, Managing Director of Silver Lake, said in a 2022 statement. “Given the massive live audience and reach of the minor league, we believe there is a large opportunity to invest further to support growth, drive technology-related innovation and offer improved experiences for all stakeholders. We are excited to partner with Pat, Peter and their team to help advance DBH’s mission, particularly with investment in digital technologies that are transforming baseball’s landscape today.”

Entering the 2023 season, the Oklahoma City Dodgers are one of 16 Minor League Baseball Clubs that make up DBH:

Triple-A Team (MLB affiliate)

Gwinnett Stripers (Atlanta Braves)
Iowa Cubs (Chicago Cubs)
Memphis Redbirds (St. Louis Cardinals)
Oklahoma City Dodgers (Los Angeles Dodgers)
St. Paul Saints (Minnesota Twins)
Scranton/Wilkes Barre RailRiders (New York Yankees)

Double-A Team (affiliate)

Midland Rockhounds (Oakland A's)
Mississippi Braves (Atlanta Braves)
Portland Sea Dogs (Boston Red Sox)
Wichita Wind Surge (Minnesota Twins)



Pat Battle and Peter Freund



DIAMOND
BASEBALL HOLDINGS™

High-A Team (affiliate)

Hudson Valley Renegades (New York Yankees)
Lansing Lugnuts (Oakland A's)
Rome Braves (Atlanta Braves)

Single-A Team (affiliate)

Augusta Green Jackets (Atlanta Braves)
San Jose Giants (San Francisco Giants)
Salem Red Sox (Boston Red Sox)



About Professional Development League (PDL) Licenses

The 2021 season brought significant change to Minor League Baseball, as well as an extended partnership between the Oklahoma City Dodgers and Los Angeles Dodgers.

The Oklahoma City Dodgers were one of 120 Minor League Clubs to accept invitations in early 2021 to become Professional Development League (PDL) license holders and OKC signed a 10-year partnership with the Los Angeles Dodgers to remain their Triple-A affiliate through 2030.

Oklahoma City has served as the Dodgers' top-level Minor League affiliate since the fall of 2014 and starting with the 2015 season. The Los Angeles Dodgers have

made three World Series appearances since 2015 and the organization won its seventh World Series championship in 2020. Their official 2020 World Series roster had 16 former OKC Dodgers, including eight players who spent time in OKC during the 2019 season.

"We are proud to confirm we have officially signed our PDL with the Los Angeles Dodgers, extending our agreement as the organization's Triple-A affiliate for the next 10 years," the OKC Dodgers said in a 2021 statement. "It has been nothing but a successful relationship since it began in the fall of 2014, and we expect more of the same through 2030."

Major League Baseball and Minor League Baseball previously operated separately and worked together via a Professional Baseball Agreement that expired Sept. 30, 2020. MLB has since taken over running affiliated Minor League Baseball and has reorganized the player development system, working to ensure new sets of standards for facilities and player working conditions throughout the Minor Leagues, as well as placing an emphasis on affiliates' geographic proximity to their Major League Club partners.

In addition, the 11 leagues that make up four levels of the Minor Leagues were restructured and MLB Clubs will now have four Minor League affiliates — one at each of the Triple-A, Double-A, High-A and Single-A levels. In addition to OKC, the Los Angeles Dodgers' affiliates remain the Tulsa Drillers in the Double-A Texas League, the Great Lakes Loons in the High-A Midwest League and the Rancho Cucamonga Quakes in the Single-A California League.

"The licenses will create many improvements to the experience and lifestyle of Minor League players, such as player salary increases...modernized facility standards better suited for professional athletes; improved amenities and working conditions for players and staff; reduced in-season travel for players and coaches; better geographical alignment," according to a MLB press release.

In a 2021 statement, Commissioner of Baseball Robert D. Manfred, Jr., said: "We are excited to unveil this new model, which not only provides a pipeline to the Majors, but continues the Minor Leagues' tradition of entertaining millions of families in hundreds of communities. In modernizing our Minor League system, we prioritized the qualities that make the Minor Leagues such an integral part of our game while strengthening how we develop professional athletes on and off the field. We look forward to demonstrating the best of our game throughout local communities, supporting all those who are working hard to grow the sport, and sharing unrivaled technology and resources with minor league teams and players."





The OKC Dodgers primary logo was unveiled at a December 2014 press conference announcing the team's new identity.

The Oklahoma City Dodgers are entering their ninth year as the Triple-A affiliate of the Los Angeles Dodgers in 2023.

The teams signed a 10-year agreement in early 2021 that will extend their affiliation through the 2030 season.

The affiliation began in September 2014 when the Oklahoma City franchise was purchased by Mandalay Baseball, LLC – a partnership that included ownership of the Los Angeles Dodgers. A two-year affiliation extension was announced in September 2018.

"Being part of the Los Angeles Dodgers' organization and family...has been incredible," OKC Dodgers President/General Manager Michael Byrnes said in September 2018. "There's been an impressive string of on-field success in Oklahoma City and beyond, and the great fans of our city and state now bleed blue."

The Dodgers are the fifth MLB parent club to call Oklahoma City its Triple-A home, following the Houston Colt .45s/Astros (1962-72; 2011-14), Cleveland Indians (1973-75), Philadelphia Phillies (1976-82) and Texas Rangers (1983-2010).

In December 2014, the Oklahoma City Dodgers were introduced at a press conference, along with changes in team colors, logos and uniforms.

The Dodgers nickname is the third in OKC franchise history, following the 89ers and RedHawks.

"Soon after the ownership change took place, there was a dialogue as to how we could rebrand the team," Byrnes said in 2014.

"Ultimately, ownership, team leadership and key stakeholders felt there was no bigger statement for the Los Angeles Dodgers to plant their flag in Oklahoma City than by renaming their Triple-A team the Dodgers as well."

The team's branding, developed by the Los Angeles Dodgers' graphic design team, incorporates several elements of Dodgers history, as well as the culture of Oklahoma City and Bricktown. Some of the elements of the brand — including the Dodgers script and the famous "shooting ball" — have been associated with the Dodgers since 1938. Oklahoma City's home jerseys mirror the current home jerseys of the Los Angeles Dodgers, and the home OKC hat is styled after the former Brooklyn Dodgers' hats.



TM

2021 Golden Bobblehead - Best In-Game Promotion/Feature

Between innings on a warm July evening in 2021, Revel: Speed Painter stood in front of a large, black canvas and finessed paint with brushes and his hands. In under two minutes, he completed a portrait of baseball legend Jackie Robinson — live and upside down. He went on to speed paint Clayton Kershaw and a ballpark image as well later in the evening.



The unique performance won the OKC Dodgers' first-ever Golden Bobblehead award during the December 2021 Baseball Winter Meetings in Orlando. The Golden Bobblehead awards are given annually by Minor League Baseball for the top promotional activities and events MiLB's 120 teams develop and put on during the year. Six awards were given out for the 2021 season and the Dodgers won the Golden Bobblehead for Best In-Game Promotion/Feature for Revel's performance.

"Winning our first Golden Bobblehead award is another benchmark for our organization," Oklahoma City Dodgers President/General Manager Michael Byrnes said in a MiLB release. "I'm proud of our team

members for not only devising the idea of having a performance artist be part of our game presentation, but also finding a way to make it work with the unique constraints within a baseball game. We'd also like to recognize Revel, because without his incredible talent and willingness to try something new, this would have never happened."

2020 Best of the Ballparks

Chickasaw Bricktown Ballpark stood tall after topping the competition and winning the 2020 Triple-A Best of the Ballparks presented by *Ballpark Digest*. The contest involved all 30 Triple-A teams in a bracket-style tournament from June 18-July 10, 2020. Popular vote through the publication's website, ballparkdigest.com, determined winners each round.

"We are honored to have been chosen as the Triple-A winner of the Best of the Ballparks competition," OKC Dodgers President/General Manager Michael Byrnes said. "This isn't a win for our organization as much as it is for our incredible fans. It speaks volumes about their dedication to send us to victory in a year we were not able to host Dodgers baseball."

According to *Ballpark Digest*, the 2020 competition produced a record-setting 145,695 votes cast in the Triple-A phase of the contest, with Chickasaw Bricktown Ballpark winning 53 percent of the vote in the finals against Riverfront Stadium in Wichita, Kan.

"Chickasaw Bricktown Ballpark is one of the great ballparks in all of baseball, so it's great to see the fans voting it the best in Triple-A ball," said *Ballpark Digest* publisher Kevin Reichard. "Congratulations to the Oklahoma City Dodgers owners and staffers for this honor."

Chickasaw Bricktown Ballpark has received numerous accolades, including being named the No. 2 minor league ballpark in the country by *Baseball America* during its inaugural season. The 2013 10Best Readers' Choice Awards, presented by *USA Today*, hailed Chickasaw Bricktown Ballpark as one of the top 10 minor league stadiums in the United States.

2018 Triple-A Bob Freitas Award

Baseball America named the Oklahoma City Dodgers winners of the 2018 Triple-A Bob Freitas Award, presenting the honor during the 2018 Baseball Winter Meetings in Las Vegas.

"The Bob Freitas Award is one of the highest achievements a minor league baseball team can receive, and we are honored to have been selected by *Baseball America*," OKC Dodgers President/General Manager Michael Byrnes said. "This award isn't possible without the support of our community, our fans and our passionate and creative team members that drive our success."

The annual award is given to one team in each of the four classifications of Minor League Baseball and the criteria are based on community involvement, long-term business success and consistent operational excellence.

The award's namesake, Bob Freitas, was a legendary minor league baseball operator who also served as an ambassador and promoter of the game. Other recipients of 2018 Bob Freitas Awards were Tennessee (Double-A), Winston-Salem (Single-A) and Spokane (Short-Season).

This marked the first time the Oklahoma City franchise has been named recipient of the award since the honor began in 1989 and the first time since 1995 a Los Angeles Dodgers affiliate at any level has won the award.

"We try to look at the totality of a minor league operation when picking our honorees," *Baseball America* Executive Editor J.J. Cooper said. "The Oklahoma City Dodgers have consistently stood out for the impact they make in their community, the success of their gameday operations and their ability to use their stadium to bring in a wide variety of successful events."



Chickasaw Bricktown Ballpark celebrates its 25th anniversary season in 2023.

The ballpark opened in 1998 and was constructed as part of the original MAPS (Metropolitan Area Projects) — “Oklahoma City’s visionary capital improvement program for new and upgraded sports, recreation, entertainment, cultural and convention facilities” funded by a temporary one-cent sales tax approved by OKC voters in December 1993, according to the City of OKC website.

OKC was considered to be the first city in the United States to undertake a public facility enhancement project of this size. The tax expired July 1, 1999 and during the 66 months it was in effect collected more than \$309 million and about \$54 million more in interest on deposited tax revenue, according to the City of OKC website.

The \$34 million Chickasaw Bricktown Ballpark was the first project completed under original MAPS, that also included projects such as the Bricktown canal, Paycom Center, Civic Center Music Hall, the Oklahoma River and Cox Convention Center, which is now Prairie Surf Studios. The dedication of the Ronald J. Norick Downtown Library in August 2004 completed the original MAPS projects.

To celebrate the ballpark’s milestone anniversary in 2023, several festivities are planned throughout the season, including:

- On April 29, the Dodgers will wear commemorative city-themed jerseys and debut the organization’s new 405 area code caps on the field for the first time as part of a special night of celebration for Chickasaw Bricktown Ballpark, which opened in April 1998. The team’s game-worn jerseys will be available for purchase through an online auction with proceeds benefiting the OKC Dodgers Baseball Foundation. A Dodgers 405 hat giveaway for the first 1,000 fans will also take place for the game against the Sacramento River Cats.

- The formation of the Oklahoma City Triple-A Baseball Hall of Fame. The inaugural HOF class will be unveiled in April and an induction ceremony will take place later in the season.

What They’re Saying About Chickasaw Bricktown Ballpark...

(comments from the ballpark’s 20th anniversary season celebration in 2017)



Former OKC Mayor Mick Cornett:

“If you wanted to trace Oklahoma City’s renaissance back to a single moment, I think it would be the opening of Chickasaw Bricktown Ballpark. We were coming through a rough time in Oklahoma City’s history. No one knew what a completed MAPS project would look like and some people wondered whether the city could actually pull this off. But when the public walked into the beautiful ballpark, and it exceeded all expectations, they realized Oklahoma City had — in baseball talk — hit this one out of the park. There was a sense of pride and unity, and the beginning of a momentum that still exists today.”



Former Pacific Coast League President Branch B. Rickey:

“As I look back over this track record of ours in Minor League Baseball, I would say there is no facility that I can point to, no other facility, that has been a more impressive accomplishment ... Never before had I witnessed such a historical importance of a ballpark in a marketplace — and never since.”



BALLPARK BREAKDOWN

Grand Opening

April 16, 1998: Edmonton vs. Oklahoma

Seating Capacity

9,000 in current configuration

Field Dimensions

Left Field: 325 feet; Right Field: 325 feet;
Center Field: 400 feet

Exterior

About 480,000 bricks make up the ballpark’s exterior

Left Field LED Board

A 10-foot tall, 185-foot long LED board was added for the 2011 season.

Center Field Video Board

During the 2016 season, a video board measuring 32 feet tall by 56 feet wide (covering almost 1,600 square feet) replaced the original scoreboard.

Architect / General Contractor

Architectural Design Group, OKC /
Boldt Construction Co., OKC



Chickasaw Bricktown Ballpark Information

2 S. Mickey Mantle Dr.
Oklahoma City, OK 73104
(405) 218-1000

Accessibility/ADA Accommodations:

Accessible seating is available throughout the ballpark in all ticket price ranges. Companion seating is also available.

Clubhouses: OKC Dodgers home and visiting team clubhouses, as well as additional locker rooms for tournaments, are located below ground on the lower level. The Dodgers clubhouse features weight-training facilities, hydrotherapy tubs and aerobic areas. An underground, all-weather batting tunnel is shared with visiting clubs.

Elevators: Located behind first and third base, two elevators provide access to the basement, suite and press levels of the ballpark.

Food and Drink: Concession stands are located throughout the main concourse and terrace, offering a variety of options. Club seat and suite holders receive service at their seats from Dodgers wait staff.

Cashless: Chickasaw Bricktown Ballpark is a cashless facility at all points of sale. Credit and debit card purchases will be accepted throughout the ballpark and team-controlled parking lots. Digital payments, such as Apple Pay, Google Pay and Venmo, will also be accepted at concession stands. Fans who do not have a credit or debit card or other form of digital payment will be able to exchange cash for a Dodger Dollars card at the ticket office that can be used at concession stands.

Clear Bag Policy: Only certain bags meeting the following criteria are allowed into the stadium:

- Bags that are clear plastic, vinyl or PVC and do not exceed 12 inches by 6 inches by 12 inches. A logo no larger than 4 inches by 4 inches may be displayed on one side of a permissible clear bag.
- One-gallon clear, plastic re-sealable bag (Ziploc bag or similar).
- Small clutch bags, which cannot exceed 7 inches by 9 inches in size.

Merchandise: The OKC Dodgers Team Store is located on the third base side of the ballpark with access from the concourse or from Mickey Mantle Drive. On non-game days, the Team Store is open 10 a.m. - 5 p.m. Monday through Friday. On game days Monday through Saturday, the Team Store is open 10 a.m. - 5 p.m., then reopens from the concourse from 6 p.m. until the final out. On Sundays, the Team Store opens from the concourse when gates open.

Playing Field: The turf was installed in 2019 and consists of drought-tolerant Bermuda grass called TifTuf™. The turf is grown on a 10-inch, sand-based root-zone that tops a web of drainage tiles inlaid in a four-inch layer of pea gravel. This gravity-based drainage system is capable of draining 24 inches of rain per hour.

Volney Meece Memorial Press Box: The press box is located on the third floor, or press level, of the ballpark. The press box is accessible from the elevators and stairs near the first and third base entrances to the suites. Proper credentials are required for admittance.

Single-Game Tickets: \$12 - \$37
All tickets are digital and available for purchase online at okcdodgers.com. Fans will scan their tickets from their mobile device at touchless scanners.

Suites: The ballpark has multiple suites on two levels. All suites are air-conditioned, have wet bars, televisions, as well as indoor and outdoor seating.

Home Game Times: Majority of game times are at 7:05 p.m. (CDT) except the following:

- April 12 & 26 — 11:05 a.m.
- June 14; Sept. 13 — 12:05 p.m.
- July 9 — 1:05 p.m.
- Sundays from April 2-June 25 and Sept. 3-17 — 2:05 p.m.
- April 11, 25 & July 8, Sundays from July 23-Aug. 27 — 6:05 p.m.

Ticket Office: The ticket office is located on the west side of Chickasaw Bricktown Ballpark along South Mickey Mantle Drive.


Extensive offseason improvements made at Chickasaw Bricktown Ballpark prior to the start of the 2023 season may not all be visible to fans, but resulted in more modern and comfortable facilities for OKC Dodgers players and field staff.

With the signing of Professional Development League (PDL) licenses in 2021 between MLB and Minor League Baseball teams, MLB implemented new standards for facilities and player working conditions throughout the development system. Teams must meet certain standards each season and the OKC Dodgers continue to work closely with the City of Oklahoma City to ensure Chickasaw Bricktown Ballpark remains compliant and up to date.

The home and visiting clubhouses were completely transformed following the end of the 2022 season. The clubhouses were renovated, redesigned and expanded, creating updated and larger kitchen facilities, a dining area, new office spaces for coaches, new (and more) locker stalls, an expanded weight room, new athletic training equipment, updated batting tunnels with new lighting, flooring, netting and addition of a social space, new laundry equipment and a new home video room. A women's locker room was also redesigned and upgraded for 2023.

The green wall pads that surrounded the inside of the ballpark's playing field and were original to the ballpark's opening in 1998, were replaced and additional padding was added in select areas to increase player safety.

The home and visiting bullpens were reworked to



assist with loose material containment and reduce tripping hazards. The overhang of the home bullpen was expanded to help shield Dodgers players from inclement weather.

The slope of the stadium's crowned infield was eliminated creating a flat infield surface.

Fans will notice the addition of the ParTea Pad in the right-center field lawn area.

The yellow shipping container with deck facing the field is a new shared social space for fans thanks to a partnership with Twisted Tea and Capital Distributing.



Also,

updates and renovations to the Skyline Deck hospitality area located in right field included replacing the railing and reworking the bar service space.



Chickasaw Bricktown Ballpark has undergone numerous other improvements, additions and renovations in recent years:

2022

- Two new hospitality areas added — the Party Porch for group outings in the lower level seating bowl and the 405 Club premium seating area on the second floor Club level for season ticket holders.



The three-tiered Party Porch is located along the third base side and provides great views of the baseball action on the field, hosting groups of 40 to 60 guests per game. The outdoor deck pricing covers all-inclusive food, soft drinks and a keg of beer.

The 405 Club provides an exclusive season ticket membership experience and is located on the second floor Club level. The space offers both indoor and outdoor seating for four guests. All-inclusive food and soft drinks will be delivered to guests in their seats and a limited number of premium items, including beer and wine, are also included for guests. Members of the 405 Club can also enjoy access to the Oklahoma Fidelity Bank Club.



- New point of sale system installed throughout Chickasaw Bricktown Ballpark as the stadium became a cashless facility and added multiple new forms of digital payment. Select concession stands offer customer-facing ordering systems to help expedite the process.

- Four large fans added to the ceiling of the concourse behind home plate to help circulate air.




- Other behind-the-scenes projects included heating, ventilation and air conditioning improvements as well as water intrusion mitigation as part of multi-phase projects.

2020-21

- More than 8,100 stadium seats replaced in the seating bowl, stretching from foul pole to foul pole and into the upper club and terrace levels. The project followed the conclusion of the 2019 schedule and the new "Legend Green" Hussey brand seats were in place by spring 2020.

- Protective netting extended from behind home plate, down both the left and right field lines, increasing the safety of more guests sitting in the stands.



- Behind-the-scenes projects limiting water intrusion and updating heating, ventilation and air conditioning as part multi-phase projects.

- Eight street-facing ticket office windows replaced, adding new speakers and headsets to improve communication.

- Lines and parking spaces re-stripped in parking lots.

2019

- Replacement of the 120,000-square-foot playing surface for the first time since the ballpark opened in 1998, including new drainage, irrigation, infield and warning track material and topped with about 95,000 square feet of drought-tolerant Bermuda grass called TifTuf™.

- New LED field lights installed using the state-of-the-art



SportsCluster System™ produced by Musco Lighting for the first full light replacement in the history of the ballpark. The new "instant on" lights provide increased clarity, reduced energy consumption and the ability for lighting to be synched to music or on-field celebrations.

- Baseline Patio hospitality area added to the top of Section 115 along the first base line.

- New digital boards mounted throughout the concourse.

- Other internal projects, including the replacement of the stairs to the Oklahoma Sports Hall of Fame, resealing the roof as well as ongoing HVAC and plumbing projects.

2018

- Oklahoma Sports Hall of Fame relocated to Chickasaw Bricktown Ballpark
- COOP Beer Garden built on first base concourse
- Dental Depot Playground improvements made
- Updated furniture in Legends Lounge

2017


- Oklahoma Fidelity Bank Club, formerly the Diamond Lounge, completely renovated to double the square footage of the space, adding a new bar design, additional seating capacity, 14 TVs as well as upgraded fixtures, flooring and furniture



- Champions Membership added in a new double suite space
- Furniture upgraded throughout entertainment suites on the club and press levels
- Exterior landscaping revamped
- Audio improvements made to the right field corner and outfield lawn areas

**2016**

- Six 4Tops tables installed near home plate
- Brickyard area (now COOP Beer Garden) created along the first base concourse
- TVs added at concession stands
- Three sections of bleachers replaced with seats in right field
- Center field scoreboard and video board replaced with a high-definition display that ranked among top-10 largest in Minor League Baseball
- Protective netting extended behind home plate toward ends of dugouts
- All ballpark TVs upgraded to high definition
- Timeline of franchise history added to club level
- Public Wi-Fi access added throughout ballpark
- Press box windows replaced

**2015**

- Budweiser Deck added in left field, replacing bleacher seating
- Playground and toddler zone upgraded with new equipment
- Four 4Tops tables installed near home plate
- Skyline Deck updated in right field
- Loaded tickets introduced
- Team Store renovated
- Audio system upgraded throughout the club level
- Water fountains upgraded around the ballpark
- Center field camera added

**2014**

- Three sections of bleachers replaced with ballpark seats in left field
- Digital screens added throughout the concourse
- iSnap photo booth added
- Drink rails installed around the ballpark

2013

- Ballpark signage upgraded and changed for new name and naming rights partner
- New carpet and blinds installed in the press box
- Steel and handrails painted throughout the facility
- New stairs installed from the concourse to the club and press levels

2012

- Concession stands overhauled during \$1 million-plus in upgrades, including a formal partnership with Professional Sports Catering.
- Legends Lounge upgraded
- Inflatables introduced
- Ballpark officially changed its name to Chickasaw Bricktown Ballpark

**2011**

- LED board added in left field, measuring 10 feet tall by 185 feet long



The mission of the not-for-profit OKC Dodgers Baseball Foundation is to support the Oklahoma community through creative partnerships, charitable contributions and programming initiatives.

The Foundation, formed in 2015, impacts the Oklahoma City community in a variety of ways. The staff and board of directors actively look for opportunities to make a difference, including growing the OKC Dodgers Rookie League.

One of the Foundation's largest fundraising initiatives each year is the 50/50 Raffle held during OKC Dodgers home games where the winner splits the net proceeds each game with the Foundation, which uses the money to fund an endowment established to assist OKC Dodgers Rookie League players in covering the costs of their participation. The more tickets sold, the bigger the jackpot.

The annual OKC Dodgers Open is one of the Foundation's most successful fundraisers and will next be held April 20, 2023 at Top Golf.

Additional year-round fundraising efforts of the Foundation include OKC Dodgers mascot appearances and baseball jersey auctions.

University of Oklahoma softball coach Patty Gasso headlined the Foundation's "Stepping Up to the Plate" event in February and the Foundation hosts Community Workshops throughout the year which provide area nonprofit groups the chance to learn about opportunities at the ballpark that could benefit their organization.

Since 2015, the Foundation has made thousands of in-kind donations to area schools, churches, nonprofit fundraisers, little leagues, libraries, military groups and many other worthwhile community organizations.

OKC DODGERS BASEBALL FOUNDATION

Executive Director

Carol Herrick

Board Members

MG (R) Lee Baxter

Jenna Byrnes

Michael Byrnes

Miriam Campos

Michael Carnuccio

Ashley Facio

Russ Florence

Alex Freedman

Shannon Hayes

Joshua Hylton

Heath Kufahl

Chris Lucas

Destinee Martinez

Jill vanEgmond

Jennifer Wong

Program Coordinator

Keith Breckenridge

Development Coordinator

Daniel Lathey



The OKC Dodgers Rookie League is celebrating its fifth season in 2023 when the season kicks off April 1. The Rookie League formed in 2018 in partnership with Oklahoma City Parks and Recreation to increase youth baseball participation in the community, as well as foster an environment that emphasizes leadership, teamwork and sportsmanship.

The OKC Dodgers and OKC Dodgers Baseball Foundation help provide resources and reduce costs in order to make baseball more accessible to area youth.

“We want all children across Oklahoma City to have the opportunity to participate in and learn more about baseball — and to stay connected to the game,” said Carol Herrick, Executive Director of the OKC Dodgers Baseball Foundation.

“The OKC Dodgers Baseball Foundation provides programming initiatives to support our community, so we are proud to partner with OKC Parks and Rec to help grow the game of baseball and teach the importance of teamwork and sportsmanship, while having fun and staying active,” Herrick said.



The league has continued to expand and consists of five baseball divisions to accommodate boys and girls in multiple skill levels and age groups. Teams compete in divisions of 4U T-Ball, 6U T-Ball, 8U Coach Pitch, 10U Kid Pitch and 12U Kid Pitch. Softball was also recently added to Rookie League programming.

Registration fees for 4U and 6U T-Ball participants are \$35 and for 8U, 10U and 12U participants in either baseball or softball are \$55 to help cover operation expenses such as umpires and field maintenance. The OKC Dodgers provide a jersey, hat and belt for each participant as well as equipment for each team thanks to partnerships with Academy Sports + Outdoors, Casey's and the Oklahoma City Police Athletic League.

Practices are held once per week and the Rookie League season typically includes seven games and runs from April through May each spring, while some divisions compete in the fall. Baseball games are played at Wheeler Park, while softball games take place at Wheeler Park or Stars and Stripes Park.

The OKC Dodgers Rookie League is committed to enriching the lives of our youth and fostering a love of the game. The league provides a developmental, fun, and safe environment for the enjoyment of the game of baseball. The OKC Dodgers Rookie League intends to help youth set and work towards common goals, and to build the citizens of tomorrow through character, leadership ability and confidence.

Additionally, the OKC Dodgers Rookie League emphasizes four core values through P.L.A.Y. — participation, leadership, accessibility and youth education.

For additional information about the OKC Dodgers Rookie League, please visit okcdodgers.com/rookieleague, email rookieleague@okcdodgers.com or call (405) 297-2477.



The OKC Dodgers will once again take the field as Cielo Azul de Oklahoma City for select games in 2023 as they participate in Minor League Baseball’s “Copa de la Diversión®” or “Fun Cup™,” which has expanded to include 95 teams this season.



MiLB.com describes “Copa de la Diversión” as “a season-long event series specifically designed to embrace the culture and values that resonate most with participating teams’ local U.S. Hispanic/Latino communities.”

“During ¡Celebración Cielo Azul! we aim to create a gameday experience and atmosphere that encompasses the vibrancy and uniqueness of our Cielo Azul identity,” OKC Dodgers President/General Manager Michael Byrnes said. “We have worked closely with leaders in our local Hispanic and Latino communities on how we can best celebrate our city’s diversity during these series.”



“Copa de la Diversión” included 85 teams in 2022, up from 76 teams in 2021, 72 teams in 2019 and 33 teams in 2018. The Dodgers were named one of five finalists for the inaugural “Copa de la Diversión” by MiLB in 2018. The trophy was awarded to the participating MiLB club that most successfully built and expanded connections within its local Hispanic and Latino communities.

In addition to players and coaches wearing Cielo Azul jerseys and hats, the gameday environment during ¡Celebración Cielo Azul! has included Latin music, specialty concession items, festive concourse decorations, unique entertainment, live performances, a Spanish-speaking public address announcer and bilingual game programs. Cielo Azul merchandise is available for purchase in the Team Store.

Community initiatives have also been a key component of ¡Celebración Cielo Azul!, including a kickoff event at Supermercados Morelos during its initial season, pregame recognitions of leaders in OKC’s Hispanic and Latino communities, as well as partnering with the Latino Community Development Agency (LCDA). The LCDA’s mission is to improve the quality of life in the Latino community through education, leadership, services and advocacy. The organization has received donations from tickets sold to groups and as part of a special ticket package in previous seasons.



Cielo Azul translates to “Blue Sky.”


The concept started with the idea of creating a brand that celebrated the richness and depth of Hispanic and Latino culture in the United States, linked to the team’s identity as the Dodgers and connected with our home state of Oklahoma.



Pitcher Fernando Valenzuela, a hero within the Dodgers organization and beyond, would look into the sky as part of his windup. From this, the idea of Cielo Azul was born.

The primary blue color within the logo recalls the expansive view of the blue sky in Oklahoma. Having “azul” in the name creates a connection to Dodger blue. The blue sky also reflects the diversity of the Hispanic and Latino community in Oklahoma and the U.S. living under that shared blue sky.

The accent colors of red, gray and cream reflect the landscape that the team and community call home. The primary and secondary Cielo Azul logos feature the scissor-tailed flycatcher design as an additional tribute to the state of Oklahoma.



Oklahoma students in kindergarten through 12th grade are eligible to participate in the new-for-2023 OKC Dodgers Reading Challenge presented by Energy Transfer. By reading 20 minutes per day and logging their progress, participating students receive Oklahoma City Dodgers tickets, pregame field access and a chance to win other prizes thanks to a new partnership between the OKC Dodgers and Energy Transfer.

Participating students can pick one or multiple challenges to participate in throughout the 2023 baseball season and can register online at mlb.com/oklahoma-city/community/reading-challenge. The first challenge runs March

1-April 14 and participants are asked to read and log 20 minutes per day — a total of 360 minutes during the span. Participants will receive two complimentary tickets to the Dodgers' Saturday, April 15 game and also can take the field to play catch prior to the game against the Sugar Land Space Cowboys. Completed reading logs may be submitted by April 14 online at mlb.com/oklahoma-city/community/reading-challenge, via Facebook Messenger (@OKCDodgers) or by emailing reading@okcdodgers.com.

"We are eager for this opportunity to encourage students throughout Oklahoma to read and reward their efforts with OKC Dodgers baseball during the upcoming months," said Michael Byrnes, OKC Dodgers President/General Manager. "Reading and literacy education are so vital to the success of our youth and we are proud to partner with Energy Transfer to develop this new program."



The Dodgers and Oklahoma City Public Schools Foundation held a kickoff event for the new OKC Dodgers Reading Challenge in March at Adams Elementary in OKC that included a student pep rally with Dodgers mascot Brix and front office staff members who then read to select classrooms.

Participants who submit their completed reading logs also have the chance to win an entertainment suite for family and friends to watch a baseball game at Chickasaw Bricktown Ballpark. The school with the highest student participation during all three reading challenges will win a hospitality area for their faculty and staff to enjoy during a Dodgers game.

"We are honored to join the Dodgers in sponsoring the 2023 OKC Dodgers Reading Challenge for students throughout Oklahoma," said Vicki Granado, Energy Transfer Vice President of Corporate Communications. "Having the opportunity to help young students foster a love for reading was exciting for us as strong reading skills can have such a positive impact on academic success. We have a strong presence in Oklahoma with more than 1,000 employees across the state, so we are so pleased to be able to give back to the communities in which our employees live and work through programs like this reading challenge."

Energy Transfer specializes in the transportation, storage and terminalling of natural gas, natural gas liquids, crude oil and refined products. Since its founding in 1996, the company has made itself one of the largest infrastructure companies in North America with nearly 120,000 miles of pipelines and related assets traversing 41 states, and an international office in Beijing.

The second OKC Dodgers Reading Challenge of 2023 runs April 16-June 15 and requires 620 minutes of reading for students to receive two tickets to the Friday, June 16 Dodgers game against the Salt Lake Bees. The third reading challenge takes place June 17-Aug. 4 and requires 480 minutes of reading to receive two tickets to the Saturday, Aug. 5 Dodgers game against the Round Rock Express.


The Dodgers encourage OKC Dodgers Reading Challenge participants to also take part in the OKCPS ReadOKC and Metropolitan Library System Summer Reading challenges for chances to win additional prizes for their time spent reading.

ReadOKC is the district-wide literacy initiative of Oklahoma City Public Schools to instill the love of reading among its students and surrounding community. The program's primary goals include hosting reading challenges during every school break, increasing access to reading materials and recruiting caring adults to serve as Reading Buddies.

"Our ReadOKC initiative has been a consistent part of Oklahoma City Public Schools literacy efforts since 2017 and we're thrilled to partner with the OKC Dodgers to encourage all the kids in our community to read," said Mary Melon-Tully, Oklahoma City Public Schools Foundation President/CEO. "Reading at least 20 minutes a day is a game changer in so many ways. Reading leads to better outcomes in school and opens the doors to all the possibilities the world has to offer."

For more than 80 years, the Metropolitan Library System has offered a summer reading program that "promotes reading for fun and lifelong enrichment" while creating "a motivational framework for learning for all ages during the summer," according to the program website.

"Summer Reading is a tradition in our community," said Kristin Williamson, Metropolitan Library System Children's Services Manager. "We want to grow and celebrate a community of readers. Many of our library guests remember attending Library Night at the Ballpark when they were children. This is why we are so excited to have this partnership with the OKC Dodgers and encourage a new generation of readers to build those same memories. Summer Reading is a time for all ages to read for fun and learn new things!"





 **devon** 

The OKC Dodgers MVP Program: Encouraging STEM Education is in the midst of its seventh year thanks to partners Devon Energy and Olsson.

Oklahoma elementary school teachers in second, third and fourth grade are eligible to register for the free, statewide Oklahoma City Dodgers MVP Program that incentivizes teachers and students to participate in science, technology, engineering and math (STEM) curriculum. The program rewards students for their STEM achievements both inside and outside of the classroom.



Oklahoma for a fifth straight year and last year expanded to include second-grade classrooms for the first time.

“The OKC Dodgers MVP Program allows us to provide important STEM-based education to our Oklahoma youth in a fun way with unique classroom resources and incentives to learning,” Michael Byrnes, OKC Dodgers President/General Manager, said. “We are grateful to our partners Devon Energy and Olsson for helping us grow the program throughout Oklahoma and we look forward to continuing to reach new classrooms.”

The MVP Program impacted more than 17,000 students during the 2021-22 school year.

As of mid-March 2023, the number of students impacted year-to-date had already grown to more than 18,400 students with registration still remaining open until the end of the month.



Participation in the MVP Program was initially only open to Oklahoma City Public Schools third- and fourth-grade classrooms in 2016-17. After a successful start, the program expanded in 2017-18 to include additional metro-area classrooms in the Mid-Del, Putnam City, Edmond and Norman school districts. The OKC Dodgers MVP Program became available statewide in 2018-19 and added second-grade classrooms for the 2021-22 academic year.

Participating teachers receive all necessary MVP Program materials free of charge, as well as tickets to an OKC Dodgers game honoring MVP participants. All students participating in the MVP Program will receive tickets to an OKC Dodgers game honoring MVP participants and also receive an exclusive MVP baseball hat.



The OKC Dodgers MVP Program culminates each summer with MVP Field Day at Chickasaw Bricktown Ballpark — an exclusive event for participating MVP students and teachers, as well as their families, featuring numerous STEM activities.



For additional information about the OKC Dodgers MVP Program, visit okcdodgers.com/mvp or email mvp@okcdodgers.com.

INTEGRIS HOME RUN FOR LIFE

The OKC Dodgers and INTEGRIS Health are proud partners in the “Home Run for Life” series for the 12th straight season.

“Home Run for Life” recognizes individuals in the Oklahoma City community who, with the help of their families, physicians and health care professionals, have overcome medical hardships.


Honorees are recognized during an OKC Dodgers game and take a celebratory home run lap around the bases, symbolizing the end of their battle against adversity.



“PACK THE PARK PINK” WITH MIDFIRST BANK



The OKC Dodgers partner with MidFirst Bank to “Pack the Park Pink” for a special game to support breast cancer awareness Friday, Aug. 4.



Dodgers players and coaches take the field wearing unique, specialty pink jerseys, which are autographed and auctioned off during the game to benefit Susan G. Komen Oklahoma.



Breast cancer survivors are honored during the evening’s festivities and fans are encouraged to wear pink in support of the cause.

SALUTE TO ARMED FORCES NIGHTS

The OKC Dodgers recognize current and former local service men, women, and their families, during special military celebration nights each season.

The evenings are filled with special events, including postgame fireworks, military recognitions and demonstrations. OKC Dodgers players and coaches take the field in special commemorative camouflage jerseys.

Salute to Armed Forces Nights are scheduled for Friday, June 2 and Friday, Aug. 25 this season.



LIFESHARE EVERLASTING FANS

LifeShare of Oklahoma will be on the concourse during OKC Dodgers home games to encourage organ donation and distribute information about the organization's initiatives. Fans who register to become an organ donor and "Everlasting Fan" at a game will receive an exclusive OKC Dodgers T-shirt.



CLUBHOUSE COLLECTIBLES



Game-used, game-worn and autographed OKC Dodgers memorabilia will be available for fans to bid on during the annual Clubhouse Collectibles silent auction, presented by *The Oklahoman*.

Proceeds from the auction benefit the OKC Dodgers Baseball Foundation, as well as the Foundation for Oklahoma City Public Schools, courtesy of *The Oklahoman*.

LOVE'S BASEBALL BUDDIES

Love's Baseball Buddies will take the field with the OKC Dodgers during select games. Parents can sign up their children for the chance to be introduced over the public address system and access the field for the Dodgers' starting lineup and national anthem. Boys and girls selected to participate will also receive an OKC Dodgers T-shirt and hat. Entries can be made online at mlb.com/oklahoma-city/tickets/baseball-buddies or in-person during Dodgers home games.



HIGH SCHOOL BASEBALL SERIES

Each spring, the OKC Dodgers High School Baseball Series gives area teams and their fans a chance to play at Chickasaw Bricktown Ballpark and enjoy a "professional" baseball experience with the use of batting cages, dugouts and state-of-the-art scoreboards. Each school also has a professional team photo taken on the field prior to the game.



FRONT OFFICE STAFF VOLUNTEERING



OKC Dodgers front office staff members volunteer quarterly throughout the Oklahoma City metro area.

Recent staff volunteer opportunities took place at the Regional Food Bank of Oklahoma, City Rescue Mission, Salvation Army Angel Tree warehouse, Cleats4Kids, Brick-Or-Treat and the Boys and Girls Clubs of Oklahoma County.



PROFESSIONAL SPORTS CATERING

POWERED BY *Levy*

Professional Sports Catering, powered by Levy Restaurants, is the official food and beverage partner of the OKC Dodgers and Chickasaw Bricktown Ballpark.

PSC began in 2006 and specializes in concessions and catering options for MiLB and Spring Training facilities at more than 30 locations throughout the United States. PSC has partnered with Oklahoma City and Chickasaw Bricktown Ballpark since September 2011.

From concessions to entertainment suites, the Oklahoma Fidelity Bank Club, picnic area, party decks and team clubhouses, PSC prepares and serves a wide range of food for each of the Oklahoma City Dodgers' home baseball games as well as other events hosted at Chickasaw Bricktown Ballpark year-round.

Each season, PSC rolls out exciting and fresh concessions concepts and food offerings unique to Chickasaw Bricktown Ballpark that fans can enjoy throughout the baseball season.

What's New in 2023:

- The new Fowl Ball Chicken stand will be the go-to stop for chicken tenders at Chickasaw Bricktown Ballpark and the stand near Section 112 will also offer grilled and fried chicken sandwiches as well as funnel cakes.
- The Tacos y Nachos cart will offer super nachos, taco salads, as well as chicken or beef tacos served on flour tortillas.
- A Sweet & Boozy ice cream cart will offer gourmet sundaes featuring both alcohol-flavored and non-alcohol-flavored ice creams. All options will be alcohol-free.



- The new ballpark-specific COOP Ale Works OKLA Lager will be served in on draft in the COOP Beer Garden as well as in the Oklahoma Fidelity Bank Club. Select concessions stands and bars will serve packaged versions of the OKLA Lager.
- The Twisted Tea ParTea Pad in center field will serve Twisted Tea as well as other packaged alcohol products.

- Two new Dippin' Dots flavors will debut this season: Dodger Blue – blue raspberry sorbet and vanilla ice cream – and Orange Dream – orange sherbet and vanilla ice cream.


- The Corner Bar is a new addition next to Pi Pizzeria. The Terrace Bar will also be added on the upper Terrace Level.

- New additions available on the Club and Press Box level entertainment suites include: Fried mushrooms; a combo featuring pizza, wings, salad and breadsticks; a two-pound Home Run Pretzel served with jalapeño cheese and pub-style mustard.



**2023 OKC DODGERS
PLAYERS & FIELD STAFF**





TRAVIS BARBARY | MANAGER

Travis Barbary enters his fourth season managing the Oklahoma City Dodgers in 2023, as well as his 29th season in the Dodgers organization as a player, staff member or coach.

Barbary led the 2022 OKC Dodgers to an 84-62 record, finishing just one game out of first place in the Pacific Coast League's East Division, although the team held at least a share of first place for 111 days throughout the season. The 84 wins were team's second-most during the Bricktown era (since 1998).

In 2021, the Dodgers posted a 67-62 record and finished in second place in the East Division of Triple-A West. After starting the season 4-13 through the first 17 games,

Barbary helped rally the Dodgers to a 63-49 record for the remainder of the schedule.

Barbary was slated to be OKC's manager in 2020 prior to the cancelation of the season due to the COVID-19 pandemic. Instead, he served as part of the coaching staff at the Los Angeles Dodgers' Alternate Training Site held at the University of Southern California.

During Barbary's first season with OKC in 2019, the team set a single-season record by hitting 203 home runs and established a new club record for longest road winning streak at nine games.

Before being named OKC Dodgers manager, Barbary spent the previous 12 years as the organization's catching coordinator. He has also served as a hitting coach and manager in the lower levels of the Dodgers' farm system, with four total seasons managing the Rookie-Level



Ogden Raptors (2003-04) and Low-A Columbus Catfish (2005-06). From 1998-2001, he was with the Los Angeles Dodgers as a bullpen catcher.

Originally from Easley, S.C., the 51-year-old Barbary played collegiately at Spartanburg Methodist Junior College and the University of Virginia. The former catcher spent one season playing professionally in the Dodgers organization in 1994 before transitioning to coaching.

Barbary and his wife Raquel have four children — sons Chase, Colton, Cannon and daughter Carsyn Leigh. Chase is a catcher in the Detroit Tigers organization.



Barbary's Managerial Record

Season	Team	Level	League	Record
2003	Ogden Raptors	Rookie	Pioneer League	35-41
2004	Ogden Raptors	Rookie	Pioneer League	35-40
2005	Columbus Catfish	Low-A	South Atlantic League	57-79
2006	Columbus Catfish	Low-A	South Atlantic League	72-68
2019	OKC Dodgers	Triple-A	Pacific Coast League	62-77
2021	OKC Dodgers	Triple-A	Triple-A West	67-62
2022	OKC Dodgers	Triple-A	Pacific Coast League	84-62

Total

412-429




MANNY BURRISS | HITTING COACH

Manny Burriss has guided one of the league's best offenses over his first two seasons in OKC.

The Dodgers finished among the top three teams in the PCL in runs scored both seasons, including a team-record 949 runs in 2022. The Dodgers have also clubbed at least 181 home runs in each of the last two seasons, marking two of the three-highest home run totals in team history. In 2022, the Dodgers drew a club-record 731 walks to lead all the Minor Leagues and drew the most walks by any Triple-A team since 2004. Three of Burriss' hitters in 2022 finished among the top seven in the PCL in OPS: Jason Martin, Miguel Vargas and Ryan Noda.

Burriss, 38, joined the Dodgers organization in 2019 as a roving hitting instructor and was scheduled to be OKC's hitting coach in 2020 before the season was canceled.

The Washington, D.C., native played professionally from 2006-18, including parts of seven seasons in the Major Leagues with the San Francisco Giants, Washington Nationals and Philadelphia Phillies. He played collegiately at Kent State University and was selected with the 33rd overall pick of the 2006 Major League Baseball Draft by San Francisco.



DOUG MATHIS | PITCHING COACH

Doug Mathis enters his first season in the Dodgers organization after spending three years on the Major League coaching staff of the Texas Rangers, including the last two seasons as the co-pitching coach. Last season, the Rangers shaved more than a half-run off their team ERA, dropping from 4.79 in 2021 to 4.22 in 2022. They also significantly reduced their home runs allowed from 232 in 2021 to 169 in 2022 while increasing strikeouts at the same time.

The 39-year-old Mathis began his coaching career in 2017 in the Seattle Mariners organization. He moved on to become the Toronto Blue Jays' Triple-A pitching coach with Buffalo in 2019 before joining Texas in 2020.

The native of Show Low, Ariz., played collegiately at Central Arizona College and the University of Missouri before he played professionally for 11 seasons between 2005-15, including 45 games over parts of three seasons in the Majors with the Rangers between 2008-10. He also played overseas throughout his career in Korea, Japan and Taiwan. Additionally, Mathis has the distinction of being a former Oklahoma City player, spending parts of the 2007-10 seasons with the RedHawks, totaling 42 career games (37 starts).



JUSTIN DEFRAATUS | PITCHING COACH

Justin DeFratus, 35, returns to the OKC coaching staff for a third straight year, serving as pitching coach along with Doug Mathis. DeFratus was the team's bullpen coach for the last two seasons and was scheduled to hold the role in 2020 as well. Last season, 11 different relief pitchers made appearances for both OKC and the Los Angeles Dodgers.

DeFratus played professionally for 13 seasons, including each of his last two seasons in the Dodgers organization, with time spent with OKC in 2018 and 2019. He made 191 appearances for the Philadelphia Phillies between 2011-15 and also played in Triple-A with the Seattle Mariners, Texas Rangers and Washington Nationals.



CHRIS GUTIERREZ | BENCH COACH

Chris Gutierrez is a newcomer to OKC as well as coaching at the Triple-A level.

He spent the last two seasons as the bench coach at Double-A Tulsa and has been a coach in the Dodgers organization since 2018. Before joining the Dodgers, Gutierrez spent two years as a hitting coach in the Chicago Cubs' minor league system.

Gutierrez's playing career spanned from 2005-13 in the Blue Jays, Angels, Dodgers and Marlins organizations, reaching as high as Triple-A. Gutierrez, 38, is originally from Orlando, Fla., but played collegiately at Oklahoma State from 2003-05 and was named to the program's "All-Allie P. Team of the 2000s."

CHELSEA WILLETTE | LEAD ATHLETIC TRAINER

Chelsea Willette returns to OKC for her third season and her second season as lead athletic trainer. The 2023 season marks her fourth year in the Dodgers organization. Willette previously worked with the Oakland A's in 2018 and interned with the Arizona Diamondbacks in 2017. She also worked as the first female head ATC with Los Toros del Este of the Dominican Winter League in 2018.

Willette, from Burlington, Vt., earned bachelor's degrees in kinesiology and biology, as well as a master's degree in athletic training, at the University of North Carolina at Greensboro. She resides in Glendale, Ariz.



GRIFFIN BOYTE | ATHLETIC TRAINER

Griffin Boyte begins his first season as a member of Oklahoma City's athletic training team. Boyte has worked as an athletic trainer within the Los Angeles Dodgers organization since 2019, with previous assignments in Arizona in 2019 and High-A Great Lakes during the 2021-22 seasons.

Before joining the Dodgers, Boyte also spent the 2018 season as an athletic training intern for the Arizona Diamondbacks' Double-A affiliate in Jackson, Tenn. Boyte is originally from Jackson, Tenn., and received his bachelor's degree in athletic training from Union College in Tennessee.

PAUL FOURNIER | PERFORMANCE COACH

Paul Fournier is entering his second season in the Dodgers organization and brings 17 years of experience as a Major League Strength and Conditioning Coach to Oklahoma City. Fournier spent 10 years with the Philadelphia Phillies, including eight years as the club's Major League Strength and Conditioning Coach.

Prior to joining Philadelphia, Fournier was the Major League Strength and Conditioning Coordinator for the Florida Marlins between 2003-11. He began his career in pro baseball with the Montreal Expos in 1995 and was the organization's minor league coordinator for athletic training and conditioning for six years. In 1999, Fournier was awarded the organization's John McHale Award for top performers in player development.

Fournier is originally from Nova Scotia but currently makes his home with his family in North Carolina, and he is a graduate of Northeastern University.



HARRISON SCHNURBUSCH | VIDEO/DEVELOPMENT ASSOCIATE

Harrison Schnurbusch will serve as the team's video/development associate during his first season in the Dodgers organization. Schnurbusch has worked in baseball operations at various levels in the recent past. He was a coach for the Kansas City Royals Scout Team in 2022 and was part of the scouting and tournament operations staff for Prep Baseball Report within the greater Kansas City area in 2021.

Originally from Kansas City, Mo., Schnurbusch played baseball collegiately at the University of Central Missouri, where he graduated with a bachelor's degree in business administration and a master's degree in sport management. He also worked for the university's athletic department and at the Mules National Golf Club.


CLYDE HOWARD - CLUBHOUSE MANAGER

Clyde Howard joins the OKC Dodgers as Clubhouse Manager for 2023.

The native of Jacksonville, Fla., was named the PCL Visiting Clubhouse Manager of the Year in 2022 while with the El Paso Chihuahuas. Howard spent five seasons with the Chihuahuas and two seasons with the Iowa Cubs as visiting clubhouse manager.

Prior to his time in baseball, Howard worked eight years in the NFL, including six years as equipment assistant with the Dallas Cowboys and two years as equipment assistant with the San Diego Chargers.

Howard graduated from the University of North Florida with a degree in sports management.



ADDITIONAL CLUBHOUSE STAFF

MITCH EASTERLING — VISITING CLUBHOUSE MANAGER



Matt Andriese - RHP

Bats: Right / Throws: Right

Height: 6-2 / Weight: 215

Born: 8/28/1989 in Redlands, Calif.

Acquired by Dodgers: Signed as a free agent,
Jan. 30, 2023



2022:

- Spent the entire 2022 season with the Yomiuri Giants of Japan's Nippon Professional Baseball.
- Appeared in 15 games for the Giants, posting a 5-2 record with 56 strikeouts and a 2.86 ERA over 63.0 innings...had a 4/1 strikeout-to-walk ratio (56 K/14 BB)...allowed just four home runs all season.

2021:

- Made his sixth Opening Day roster as a member of the Boston Red Sox...posted a 2-3 record with a 6.03 ERA in 26 relief appearances with one save in four opportunities before being designated for assignment Aug. 17.
- Signed with Seattle as a free agent Aug. 22...held a 2.45 ERA with 12 strikeouts in eight relief outings.

- Struck out the side in relief in his final Major League appearance of the season Sept. 27 against Oakland.

Career:

- Enters his 13th professional season and his first with the Dodgers...originally selected in the third round of the 2011 MLB Draft by San Diego...was previously selected in the 37th round of the 2008 MLB Draft by Texas but opted to play collegiately at the University of California, Riverside.
- Made his Major League debut April 10, 2015 with the Tampa Bay Rays, posting a scoreless sixth inning with one walk and one strikeout at Marlins Park...earned his first Major League win June 12 against the Chicago White Sox...appeared in a total of 217 games (50 starts) with five different teams during his Major League career (ARI, BOS, LAA, SEA, TB)...owns a career record of 28-37 with one save and a 4.63 ERA.
- Was a member of the MLB All-Stars for the 2018 MLB Japan All-Star Series along with former OKC Dodgers Enrique Hernández, Vidal Nuño and Kevin Pillar.
- Named both a 2012 MiLB.com Organization All-Star and a California League Post-Season All-Star with the High-A Lake Elsinore Storm.

Andriese's Career Stats

Season	League	Team	W	L	ERA	G	GS	CG	SHO	SV	SVO	IP	H	R	ER	HR	HB	BB	IBB	SO	WHIP	AVG	AB	WP	BK
2011	A(Short)	Eugene Emeralds	5	1	1.51	12	8	0	0	0	0	41.2	29	8	7	0	2	10	0	42	0.94	.197	147	1	0
2012	A(Adv)	Lake Elsinore Storm	10	8	3.58	27	26	0	0	0	0	146.0	140	72	58	9	4	38	0	131	1.22	.252	555	10	1
2013	AAA	San Antonio Missions	8	2	2.37	15	15	0	0	0	0	76.0	71	26	20	3	3	17	0	63	1.16	.242	293	2	0
2013	AAA	Tucson Padres	3	5	4.45	12	10	0	0	0	1	58.2	64	32	29	2	2	12	0	42	1.30	.287	223	2	0
2014	AAA	Durham Bulls	11	8	3.77	28	25	0	0	0	0	162.1	153	73	68	18	8	48	0	129	1.24	.254	602	3	1
2015	AAA	Durham Bulls	3	3	2.35	13	12	0	0	0	0	65.0	65	24	17	2	1	10	0	69	1.15	.259	251	3	1
2015	MLB	Tampa Bay Rays	3	5	4.11	25	8	0	0	2	2	65.2	69	32	30	8	2	18	1	49	1.32	.267	258	2	2
2016	AAA	Durham Bulls	1	2	3.41	6	6	1	0	0	0	34.1	32	14	13	2	2	7	0	44	1.14	.242	132	5	5
2016	MLB	Tampa Bay Rays	8	8	4.37	29	19	1	1	1	1	127.2	131	64	62	17	1	25	1	109	1.22	.265	494	3	4
2017	A(Adv)	Charlotte Stone Crabs	0	0	6.00	2	2	0	0	0	0	3.0	5	2	2	1	0	1	0	2	2.00	.357	14	0	0
2017	AAA	Durham Bulls	0	0	2.08	1	1	0	0	0	0	4.1	5	1	1	1	0	0	0	6	1.15	.294	17	0	0
2017	MLB	Tampa Bay Rays	5	5	4.50	18	17	0	0	1	1	86.0	90	48	43	16	4	28	1	76	1.37	.264	341	3	2
2018	A(Adv)	Visalia Rawhide	0	0	0.00	1	1	0	0	0	0	3.2	1	0	0	0	0	2	0	5	0.82	.083	12	0	0
2018	MLB	Tampa Bay Rays	3	4	4.07	27	4	0	0	0	0	59.2	55	32	27	7	2	18	3	59	1.22	.240	229	3	0
2018	MLB	Arizona Diamondbacks	0	3	9.00	14	1	0	0	0	0	19.0	29	19	19	8	0	7	2	19	1.89	.354	82	0	0
2019	ROK	AZL Diamondbacks	0	0	27.00	1	1	0	0	0	0	0.1	2	2	1	0	0	1	0	0	9.00	.500	4	0	0
2019	A(Adv)	Visalia Rawhide	0	0	13.50	2	2	0	0	0	0	2.0	5	3	3	2	0	1	0	4	3.00	.500	10	0	0
2019	MLB	Arizona Diamondbacks	5	5	4.71	54	0	0	0	1	4	70.2	72	37	37	8	3	27	4	79	1.40	.262	275	9	2
2020	MLB	Los Angeles Angels	2	4	4.50	16	1	0	0	2	3	32.0	21	17	16	5	1	11	0	33	1.00	.184	114	0	0
2021	AAA	Worcester Red Sox	0	0	0.00	3	0	0	0	0	0	4.0	3	0	0	0	0	0	0	4	0.75	.200	15	0	0
2021	MLB	Boston Red Sox	2	3	6.03	26	0	0	0	1	4	37.1	55	29	25	7	3	11	0	38	1.77	.344	160	0	1
2021	MLB	Seattle Mariners	0	0	2.45	8	0	0	0	0	0	11.0	10	6	3	0	1	2	0	12	1.09	.244	41	0	0
2022	NPB	Yomiuri Giants	5	2	2.86	5	0	0	0	0	0	63.0	68	23	20	4	2	14	0	56	1.30	.260	202	2	0
Career	MLB	5 Teams	28	37	4.63	217	50	1	1	1	8	509.0	532	284	262	76	17	147	12	474	1.33	.267	1994	20	11
Career	Minors	9 Teams	41	29	3.28	123	109	1	0	0	1	601.1	575	257	219	39	22	147	0	541	1.20	.253	2275	26	8
Career	NPB	1 Team	5	2	2.86	5	0	0	0	0	0	63.0	68	23	20	4	2	14	0	56	1.30	.260	202	2	0



Drew Avans - OF

Bats: Left / Throws: Left

Height: 5-10 / Weight: 195

Born: 6/13/1996 in Alabaster, Ala.

Acquired by Dodgers: Selected in 33rd round of the 2018 MLB Draft



2022:

• Spent all season with Oklahoma City, posting a .282/.379/.426 slashline with 17 doubles, 12 triples, seven home runs and 48 RBI in 119 games...led the league in triples and set the OKC single-season triples record in the team's Bricktown era (since 1998), surpassing Joaquin Arias, who hit 10 triples in 2006...also tied for the most triples overall in the Minors.

• Led the team and ranked fourth in the PCL with 40 stolen bases; was the team's highest stolen base total since 2010 and fourth-highest in the team's Bricktown era...also was third on the team in hits (122) and runs (94)...ranked sixth in the PCL with a .379 OBP and runs scored.

• Had a 50-game on-base streak June 11-Aug. 14...slashed .303/.394/.443 during the streak with 61 hits, 27 walks and 44 runs scored...tied for the second-longest streak in the Minors in 2022 and was one game shy of the longest...team's longest on-base streak during OKC's MLBAM era (since 2005) and the longest streak in the PCL since 2018...streak ended Aug. 16 at Sugar Land when he left the game due to injury in the fourth inning.

• Named a 2022 MiLB.com Organization All-Star at the conclusion of the season.

2021:

• Spent the entire season with Oklahoma City, slashing .275/.388/.438 with 15 doubles, four triples, five home runs and 32 RBI in 90 appearances...among players who appeared in at least 75 games, had the highest on-base percentage at .388.

• Recorded a team-high 19 steals, including three separate two-steal games on June 27 at Sugar Land, Aug. 1 at Round Rock and Aug. 17 against Round Rock.

• Drove home four runs on Aug. 10 at Albuquerque and again on Sept. 19 against Round Rock, when he hit his first career grand slam...accounts for two of his three career games with four-plus RBI.

Career:

• Selected in the 33rd round of the 2018 MLB Draft by the Dodgers from Southeastern Louisiana University...aiming to become a third consecutive Dodgers 33rd round pick to reach the Majors, joining Zach McKinstry (2016) and Brett de Geus (2017)...played four seasons at Southeastern Louisiana and was a two-way player in each of his first three years, making a total of 34 pitching appearances in addition to playing the outfield...batted .308 with a .437 OBP over 187 career games...named First Team All-Southland Conference as a senior.

• Enters the season sixth on OKC's career stolen base list (59 SB) during the Bricktown era and is also tied for third in career triples (16).

• Belted five homers with 20 RBI in just 15 games with Rookie-Level Ogden in 2018...also drew 16 walks against 10 strikeouts.

Avans' Career Stats

Season	League	Team	AVG	G	AB	R	H	2B	3B	HR	RBI	BB	IBB	SO	SB	CS	OBP	SLG	OPS
2018	ROK	AZL Dodgers	.393	8	28	6	11	1	1	3	10	2	0	4	3	0	.433	.821	1.254
2018	ROK	Ogden Raptors	.350	16	60	23	21	0	2	5	20	16	0	10	5	3	.481	.667	1.148
2018	A(Full)	Great Lakes Loons	.228	36	123	17	28	5	2	2	21	17	0	29	12	2	.327	.350	.677
2019	A(Full)	Great Lakes Loons	.194	11	36	5	7	1	0	1	3	6	1	7	4	1	.302	.306	.608
2019	A(Adv)	Rancho Cucamonga Quakes	.293	36	123	23	36	7	4	3	19	10	0	37	3	3	.353	.488	.841
2019	AA	Tulsa Drillers	.286	65	220	36	63	8	1	6	18	19	0	64	17	5	.346	.414	.760
2020	DID NOT PLAY																		
2021	AAA	Oklahoma City Dodgers	.275	90	233	51	64	15	4	5	32	43	0	59	19	2	.388	.438	.826
2022	AAA	Oklahoma City Dodgers	.282	119	432	94	122	17	12	7	48	61	0	129	40	7	.379	.426	.805
Career	Minors	6 Teams	.280	381	1255	255	352	54	26	32	171	174	1	339	103	23	.372	.441	.813



Trevor Bettencourt - RHP

Bats: Right / Throws: Right
 Height: 6-0 / Weight: 195
 Born: 7/21/1994 in San José, Calif.
 Acquired by Dodgers: Signed as a free agent,
 Feb. 15, 2023



2022

- Made his first appearance of the season on a rehab assignment with the FCL Phillies June 21... continued his rehab assignment with two appearances for Low-A Clearwater before returning to Double-A Reading.
- Went 1-2 with a 3.32 ERA, a 1.21 WHIP and 20 strikeouts in 12 games (one start) with Reading... had a 4/1 strikeout-to-walk ratio (20 K/5 BB).
- Pitched at Triple-A for the first time in his career with eight appearances with Lehigh Valley to end the season...allowed four earned runs and 13 hits over 8.1 innings with seven strikeouts.

2021:

- Spent the entire season on the Injured List and did not see game action.

Career:

- Enters his seventh professional season and his first in the Dodgers organization...originally selected by Philadelphia in the 25th round of the 2016 MLB Draft from UC Santa Barbara.
- Did not play in 2020 due to the cancellation of the minor league season.
- Played for the Indios de Mayaguez of the Puerto Rican Winter League in 2018, going 1-0 with a 1.42 ERA and 12 strikeouts in 12.2 IP.
- Named a 2017 South Atlantic League Mid-Season All-Star after going 3-1 with a 3.33 ERA and a 1.07 WHIP while striking out 41 in 18 first-half relief appearances for Low-A Lakewood.
- Originally committed to Tennessee out of high school and played two seasons for the Volunteers before transferring to UC Santa Barbara.
- Won 2013 Team Pitcher of the Year honors with the Mat-Su Miners of the collegiate Alaskan Baseball League after going 3-2 with a 2.96 ERA and a team-high 39 strikeouts.
- Grew up a San Francisco Giants fan and lists Michael Young and Madison Bumgarner as his favorite athletes.

Bettencourt's Career Stats

Season	League	Team	W	L	ERA	G	GS	CG	SHO	SV	SVO	IP	H	R	ER	HR	HB	BB	IBB	SO	WHIP	AVG	AB	WP	BK		
2016	A(Short)	Williamsport Crosscutters	0	0	0.00	2	0	0	0	0	0	2.1	0	0	0	0	0	1	0	2	0.43	.000	7	0	0		
2017	A	Lakewood BlueClaws	3	2	3.28	25	0	0	0	8	11	35.2	32	14	13	1	2	5	0	55	1.04	.239	134	6	0		
2017	A(Adv)	Clearwater Threshers	2	0	1.57	16	0	0	0	2	2	23.0	13	4	4	2	1	4	0	22	0.74	.157	83	2	0		
2018	ROK	GCL Phillies	0	0	4.91	3	0	0	0	0	0	3.2	2	2	2	0	1	1	0	4	0.82	.154	13	0	0		
2018	A(Adv)	Clearwater Threshers	1	1	0.53	10	0	0	0	0	0	17.0	13	5	1	0	0	2	0	21	0.88	.213	61	2	1		
2018	AA	Reading Fightin Phils	1	0	3.18	11	0	0	0	2	3	17.0	14	6	6	2	0	9	0	18	1.35	.226	62	4	1		
2019	AA	Reading Fightin Phils	0	0	3.38	2	0	0	0	0	0	2.2	3	1	1	0	0	2	0	5	1.88	.273	11	0	0		
2020	DID NOT PLAY																										
2022	ROK	GCL Phillies	0	0	0.00	1	1	0	0	0	0	2.0	1	0	0	0	0	0	0	1	0.50	.143	7	0	0		
2022	A	Clearwater Threshers	0	0	0.00	2	0	0	0	0	0	2.0	1	0	0	0	0	1	0	4	1.00	.143	7	0	0		
2022	AA	Reading Fightin Phils	1	2	3.32	12	1	0	0	0	0	19.0	18	8	7	4	1	5	0	20	1.21	.247	73	0	0		
2022	AAA	Lehigh Valley IronPigs	0	0	4.32	8	1	0	0	0	1	8.1	13	5	4	2	0	3	0	7	1.92	.371	35	1	0		
Career	Minors	7 Teams	8	5	2.58	92	3	0	0	12	17	132.2	110	45	38	11	5	33	0	159	1.08	.223	493	15	2		



Bryson Brigman - IF

Bats: Right / Throws: Right

Height: 5-11 / Weight: 180

Born: 6/19/1995 in San José, Calif.

Acquired by Dodgers: Signed as a free agent,
March 4, 2023



2022:

- Spent the entire season with Triple-A Jacksonville in the Miami Marlins organization...slashed .251/.299/.369 with 15 doubles, three triples, eight home runs and 38 RBI in 105 games...home run total set a career high.

- After getting off to a rough start, hit .288 over his final 80 games of the season...produced a .751 OPS over that span after accumulating a .411 OPS through May 18.

- Held a nine-game hitting streak June 11-21, going 16-for-34 (.471) with two doubles, one triple, two home runs and seven RBI.

- Tied for third place on the team with nine stolen bases on the season.

2021:

- Played the entire year with Jacksonville and was named an MiLB.com Organization All-Star after finishing the season with a .282/.361/.399 slashline with 19 doubles, five triples, five home runs and 33 RBI in 104 games played.

- Led the team in doubles, walks (46) and runs scored (54)...tied for the team lead in hits (106).

- Set a career high with five hits July 3 at Memphis...went 5-for-5 a home run and two doubles.

Career:

- Selected by Seattle in the third round of the 2016 MLB Draft out of the University of San Diego...was previously selected by Oakland in the 40th round of the 2014 MLB Draft out of Valley Christian High School in San José, Calif., but did not sign.

- Named a 2018 California League Mid-Season All-Star and an MiLB.com Organization All-Star for his efforts with High-A Advanced Modesto.

- Traded to Miami July 31, 2018 in exchange for Cameron Maybin.

- Honored as the 2015 West Coast Conference Freshman of the Year after slashing .339/.395/.436 with two home runs and 28 RBI in 55 games.

- Won gold medals with Team USA at the 2011 World Youth Baseball Championship, the 2012 18U Baseball World Championship and the 18U Baseball World Cup.

Brigman's Career Stats

Season	League	Team	AVG	G	AB	R	H	2B	3B	HR	RBI	BB	IBB	SO	SB	CS	OBP	SLG	OPS
2016	A(Short)	Everett AquaSox	.260	68	265	51	69	6	1	0	19	41	0	43	17	12	.369	.291	.660
2017	A(Full)	Clinton LumberKings	.235	120	463	55	109	14	4	2	36	44	1	74	16	8	.306	.296	.602
2018	A(Adv)	Modesto Nuts	.304	98	381	47	116	13	7	2	38	37	1	58	15	6	.373	.391	.764
2018	A(Adv)	Jupiter Hammerheads	.338	17	71	9	24	4	0	0	5	3	0	13	4	0	.368	.394	.762
2018	AA	Jacksonville Jumbo Shrimp	.310	12	42	1	13	2	0	1	6	2	0	6	2	0	.348	.429	.777
2019	A(Adv)	Jupiter Hammerheads	.267	20	75	11	20	3	0	0	4	8	0	11	2	0	.349	.307	.656
2019	AA	Jacksonville Jumbo Shrimp	.250	98	312	25	78	17	1	2	24	36	1	62	2	3	.334	.330	.664
2020	DID NOT PLAY																		
2021	AAA	Jacksonville Jumbo Shrimp	.282	104	376	54	106	19	5	5	33	46	0	68	10	5	.361	.399	.760
2022	AAA	Jacksonville Jumbo Shrimp	.251	105	382	54	96	15	3	8	38	22	1	91	9	3	.299	.369	.668
Career	Minors	5 Teams	.267	642	2367	307	631	93	21	20	203	239	4	426	77	37	.340	.349	.689



Justin Bruhl - LHP

Bats: Left / Throws: Left

Height: 6-2 / Weight: 215

Born: 6/26/1997 in Petaluma, Calif.

Acquired by Dodgers: Signed as non-drafted

free agent, July 15, 2017



2022:

• Split the season between Los Angeles and Oklahoma City, appearing in 24 Major League games and 25 Triple-A contests, including one start...made his first career Opening Day roster and was optioned to OKC four times throughout the year.

• Posted a 1-1 record with a 3.80 ERA and 13 strikeouts with LAD over 23.2 IP...notched a 1.18 WHIP and opponents batted .253...over first 14 appearances, allowed four runs and nine hits over 13.0 innings, holding opponents 9-for-42 (.214).

• Earned his first career ML save Sept. 18 at San Francisco; induced a groundout off the bat of Lamonte Wade Jr. with the bases loaded to secure a 4-3 win in 10 innings; was first save at any level since July 26, 2019 with Low-A Great Lakes.

• In games with OKC, had a 3-1 record with a 3.56 ERA over 30.1 innings...over a 12-game stretch between June 16-Aug. 3, allowed one run over 16.1 innings...recorded at least one strikeout in 10 straight games June 10-July 9.

2021:

• Began the season with Double-A Tulsa, appearing in eight games before being promoted to Triple-A Oklahoma City on June 2...allowed two runs and seven hits in 15.0 innings...posted a minuscule 0.67 WHIP while striking out 20 batters against three walks.

• Made 18 appearances (one start) with OKC before his contract was selected by Los Angeles...posted a 3.57 ERA with 30 strikeouts in 22.2 IP at Triple-A...six of nine total earned runs were surrendered in back-to-back appearances July 1 and July 3 vs. Salt Lake; outside of those two outings, allowed just three earned runs and 14 hits in 20.2 innings.

• Notched 50 strikeouts against only 10 walks across 37.2 innings in the Minors.

• Made his ML debut Aug. 8 against the Angels, striking out the first batter he faced coming out of the bullpen in the eighth inning...recorded a 1-2-3 inning in the following frame.

• Appeared in 21 games in the Majors...posted a 2.89 ERA over 18.2 innings...only struck out 11 batters but held opponents to a .203 batting average and finished with a 1.07 WHIP...was used as an opener twice.

• Added to the NLCS roster after missing out on the first two rounds of the Postseason...posted 2.0 scoreless innings with just one hit while striking out five.

Career:

• Signed as a non-drafted free agent by the Dodgers July 15, 2017 out of Santa Rosa Junior College...was committed to transfer to Cal before signing with the Dodgers.

• Father, Gene, is a professional bowler and owns a pro bowling shop at Granada Bowl in Livermore, Calif.

Bruhl's Career Stats

Season	League	Team	W	L	ERA	G	GS	CG	SHO	SV	SVO	IP	H	R	ER	HR	HB	BB	IBB	SO	WHIP	AVG	AB	WP	BK			
2018	ROK	Ogden Raptors	5	2	8.24	21	0	0	0	1	2	31.2	33	32	29	1	1	24	0	44	1.80	.246	134	14	0			
2019	A(Full)	Great Lakes Loons	4	0	0.79	21	0	0	0	2	3	34.1	23	5	3	0	2	8	0	42	0.90	.187	123	5	0			
2019	A(Adv)	Rancho Cucamonga Quakes	1	0	3.68	4	0	0	0	0	0	7.1	5	3	3	0	0	1	0	9	0.82	.179	28	1	0			
2020	DID NOT PLAY																											
2021	AA	Tulsa Drillers	1	0	1.20	8	0	0	0	0	0	15.0	7	2	2	1	1	3	0	20	0.67	.140	50	1	0			
2021	AAA	Oklahoma City Dodgers	3	0	3.57	18	1	0	0	0	0	22.2	22	11	9	2	1	7	2	30	1.28	.259	85	0	0			
2021	MLB	Los Angeles Dodgers	0	1	2.89	21	2	0	0	0	0	18.2	13	7	6	1	1	7	2	11	1.07	.203	64	3	0			
2022	AAA	Oklahoma City Dodgers	3	1	3.56	25	1	0	0	0	0	30.1	32	15	12	2	2	20	0	24	1.71	.264	121	1	0			
2022	MLB	Los Angeles Dodgers	1	1	3.80	24	0	0	1	2	2	23.2	22	11	10	4	3	6	2	13	1.18	.253	87	0	0			
Career	MLB	LAD	1	2	3.40	45	2	0	0	1	2	42.1	35	18	16	5	4	13	4	24	1.13	.232	151	3	0			
Career	Minors	5 Teams	17	3	3.69	97	2	0	0	3	5	141.1	122	68	58	6	7	63	2	169	1.31	.226	541	22	0			



Michael Busch - IF

Bats: Left / Throws: Right

Height: 6-1 / Weight: 210

Born: 11/9/1997 in Inver Grove Heights, Minn.

Acquired by Dodgers: Selected in the first round (31st overall) of the 2019 MLB Draft



2022:

• Named a 2022 MiLB.com Organization All-Star after slashing a combined .274/.365/.516 with 32 home runs and 108 RBI between Double-A Tulsa and Oklahoma City...tied for the overall Minor League lead with 118 runs scored; also ranked third overall in the Minors in total bases (285), tied for third extra-base hits (70) and was fifth in RBI... home run total was tied for sixth overall in the Minors and tied for most among Dodgers minor leaguers.

• Began the season with Double-A Tulsa, posting a .306 average with 11 home runs and 29 RBI in 31 games before being promoted to Triple-A May 17...from the time of his promotion through the end of the season, led the PCL in runs scored (87) and tied for the PCL lead in doubles (32) and extra-base hits (53) while ranking second in hits (118), second in total bases (213), third in RBI (79), sixth in home runs (21) and eighth in walks (50).

• Went 2-for-5 with a two-run homer in his Triple-A debut May 17 vs. El Paso...hit a game-winning two-run double in the bottom of the 10th inning June 8 to beat Sugar Land, 9-8.

• Set a career high with five hits during a 5-for-6 performance vs. Round Rock Aug. 14...had four singles and a three-run homer and finished with five RBI...became the first OKC player with five hits in a home game since Austin Barnes in 2015.

• Had a 12-game hitting streak June 7-21 — tied for the longest of his season and career...went 17-for-52 (.327) with three homers, four doubles and 11 RBI.

2021:

• Played his first full season of pro ball and appeared in 107 games for Double-A Tulsa, slashing .267/.386/.484 with 27 doubles, 20 home runs and 67 RBI...led the Drillers in hits (109), doubles and runs (84)...also tied for the team lead among qualified players in OBP (.386) and was second in walks (70) and RBI.

• Led Double-A Central in runs scored and tied for the lead with 48 extra-base hits...also ranked among league leaders in walks (2nd), doubles (T-2nd), OBP (T-3rd), total bases (4th), RBI (4th), HR (T-5th), hits (6th) and OPS (6th).

• Drove in a career-high six runs on Sept. 4 against Springfield...doubled and slugged two home runs in a 15-3 Tulsa victory...named Double-A Central Player of the Week one day later.

• Finished the season on a 10-game hitting streak, going 19-for-40 with eight XBH and 13 RBI.

• Selected to the 2021 MLB All-Star Futures Game, where he hit a single in his lone plate appearance...named an MiLB.com Organization All-Star at the conclusion of the season.

Career:

• Entering his fifth professional season with the Dodgers...begins the season ranked as the No. 4 prospect in the Los Angeles system by both *MLB Pipeline* and *Baseball America*; considered the No. 54 overall prospect in baseball by both publications.

• Selected with the 31st overall pick of the 2019 MLB Draft...played collegiately at North Carolina...led the Tar Heels in home runs (13), RBI (63), slugging percentage (.521), walks (55) and on-base percentage (.465) as a sophomore in 2018...knocked 16 home runs and 57 RBI in his junior season.

• Played baseball, hockey and football in high school...was quarterback of the football team.

Busch's Career Stats

Season	League	Team	AVG	G	AB	R	H	2B	3B	HR	RBI	BB	IBB	SO	SB	CS	OBP	SLG	OPS
2019	ROK	AZL Dodgers	.077	5	13	1	1	0	0	0	0	1	0	2	0	0	.250	.077	.327
2019	A(Full)	Great Lakes Loons	.182	5	11	4	2	0	0	0	2	6	0	3	0	0	.474	.182	.656
2020	DID NOT PLAY																		
2021	AA	Tulsa Drillers	.267	107	409	84	109	27	1	20	67	70	0	129	2	3	.386	.484	.870
2022	AA	Tulsa Drillers	.306	31	108	31	33	6	0	11	29	24	0	36	1	0	.445	.667	1.112
2022	AAA	Oklahoma City Dodgers	.266	111	444	87	118	32	0	21	79	50	0	131	2	2	.343	.460	.823
Career	Minors	4 Teams	.267	259	985	207	263	65	1	52	177	151	0	301	6	5	.374	.493	.867



Iván Castillo - IF

Bats: Switch / Throws: Right
 Height: 5-9 / Weight: 179
 Born: 5/30/1995 in Santiago, D.R.
 Acquired by Dodgers: Signed as a free agent,
 Jan. 30, 2023



2022:

- Spent the season with Triple-A Omaha, slashing .242/.322/.347 with 23 doubles, six home runs and 37 RBI in 113 games...ranked third on the team in games played and was also third in doubles.
- Struck out just 53 times in 447 total plate appearances...set a career high with 45 walks.
- Batted .311 with a .408 OBP when leading off an inning.

- Posted an eight-game hitting streak from June 18-July 2, going 10-for-27 (.370) with one double, two home runs and three RBI...was part of a stretch during which he hit safely in 11 of 12 games, going 18-for-43 (.419); over three games between July 4-7, went 8-for-12 with five extra-base hits and five RBI.

2021:

- Spent the majority of the season with Triple-A El Paso, posting a .287/.326/.366 slashline with 15 doubles, four triples, three home runs and 45 RBI across 113 games with the Chihuahuas...ranked second on the team with 116 hits.
- Batted .310 over his final 71 games of the season with El Paso.
- Promoted to San Diego May 14, making his ML debut the same day against St. Louis...recorded his first ML hit with an RBI single May 16 against Cardinals pitcher Genesis Cabrera in a 5-3 Padres victory... ended up playing in three games with the Padres, going 1-for-3 with a walk.

Career:

- Enters his 12th professional season and first with the Dodgers organization...originally signed by Cleveland as a free agent May 31, 2012.
- Previously played in the Cleveland (2012-17), Toronto (2018), San Diego (2019-21) and Kansas City (2022) organizations.
- Named a 2019 Texas League Mid-Season and Post-Season All-Star with Double-A Amarillo after winning the league's batting title (.313)...finished the season with career highs in hits (135), home runs (8), doubles (30), runs (62) and RBI (57).
- Selected as a 2018 Florida State League Post-Season All-Star with High-A Dunedin...led the team in triples (8) and was second in hits (118).
- Hails from the same hometown as former ML players José Reyes and Carlos Gómez as well as former Dodger Reyes Moronta.

Castillo's Career Stats

Season	League	Team	AVG	G	AB	R	H	2B	3B	HR	RBI	BB	IBB	SO	SB	CS	OBP	SLG	OPS
2012	ROK	DSL Indians	.236	65	216	28	51	6	0	1	14	21	0	32	16	6	.308	.278	.586
2013	ROK	AZL Indians	.231	42	156	25	36	6	0	0	12	4	0	23	13	0	.258	.269	.527
2014	A(Full)	Lake County Captains	.260	84	315	37	82	12	3	5	26	11	1	61	11	6	.293	.365	.658
2015	A(Adv)	Lynchburg Hillcats	.249	120	418	53	104	17	12	0	36	27	1	69	20	4	.305	.347	.652
2016	A(Adv)	Lynchburg Hillcats	.174	19	69	9	12	1	0	1	11	5	0	12	6	0	.237	.232	.469
2016	AA	Akron RubberDucks	.199	77	241	32	48	10	2	2	24	8	0	40	10	3	.236	.282	.518
2016	AAA	Columbus Clippers	.000	2	3	0	0	0	0	0	1	0	0	1	0	0	.000	.000	.000
2017	A(Adv)	Lynchburg Hillcats	.315	28	92	7	29	6	1	0	6	4	0	11	3	3	.360	.402	.762
2017	AA	Akron RubberDucks	.203	28	69	10	14	3	0	1	8	10	0	13	1	2	.317	.290	.607
2018	A(Adv)	Dunedin Blue Jays	.304	108	388	41	118	25	8	5	44	23	2	51	8	8	.345	.448	.793
2019	AA	Amarillo Sod Poodles	.313	104	432	62	135	30	5	8	57	20	0	59	15	4	.347	.461	.808
2020	DID NOT PLAY																		
2021	AAA	El Paso Chihuahuas	.287	113	404	47	116	15	4	3	45	26	1	76	12	5	.326	.366	.692
2021	MLB	San Diego Padres	.333	3	3	0	1	0	0	0	1	1	0	0	0	0	.500	.333	.833
2022	AAA	Omaha Storm Chasers	.242	113	392	58	95	23	0	6	37	45	1	53	9	4	.322	.347	.669
Career	MLB	1 Team	.333	3	3	0	1	0	0	0	1	1	0	0	0	0	.500	.333	.833
Career	Minors	10 Teams	.263	903	3195	409	840	154	35	32	321	204	6	501	124	45	.312	.363	.675



Dylan Covey - RHP

Bats: Right / Throws: Right
 Height: 6-1 / Weight: 215
 Born: 8/14/1991 in Glendale, Calif.
 Acquired by Dodgers: Signed as a free agent,
 Jan. 30, 2023



2022:

- Spent the entire season with the Rakuten Monkeys of Taiwan's Chinese Professional Baseball League...posted a 13-6 record with a 3.47 ERA and 100 strikeouts in 23 games (all starts).
- Led the team in wins while ranking second in innings (140.0), starts and strikeouts...also was second in the league in wins and sixth in innings and strikeouts.
- Helped the Monkeys to a league-best record of 70-46, but fell in the 2022 Taiwan Series to the CTBC Brothers.

2021:

- Signed a deal with the Rakuten Monkeys May 18...started all 10 games he played in and posted a 3-4 record with a 4.01 ERA and 38 strikeouts...had a 1.29 WHIP.

Career:

- Originally selected by Milwaukee with the 14th pick of the 2010 MLB Draft out of Maranatha High School in Pasadena, Calif., but opted to play collegiately at the University of San Diego...ultimately signed with Oakland after being selected in the fourth round of the 2013 MLB Draft.
- Played in parts of four seasons in the Majors with the Chicago White Sox (2017-19) and Boston Red Sox (2020)...made 71 total appearances, including 45 starts...owns a 6-29 record with a 6.57 ERA.
- Saw his most recent ML action in 2020 after being traded from the Rays to the Red Sox two days prior to Opening Day in July...held a 7.07 ERA with 11 strikeouts in eight relief appearances.
- Made his ML debut April 14, 2017 with the White Sox at Minnesota, allowing one earned run and three walks while striking out one in 5.1 innings of work.
- Earned his first ML win May 23, 2018, against Baltimore, surrendering just one earned run while striking out eight in 7.0 IP.
- Selected in the Major League portion of the Rule 5 Draft by Chicago (AL) from Oakland in 2016.
- Named a 2015 California League Mid-Season All-Star after posting a 6-3 record with a 3.16 ERA and 55 strikeouts in 14 first-half starts for Stockton...named an MiLB.com Organization All-Star at the conclusion of the season.
- As a senior at Maranatha High School, was named the 2010 Gatorade State Player of the Year in California and was a *Baseball America* first-team All-America selection.
- His father, Darrell, was selected in the 29th round of the 1968 MLB Draft by the New York Mets out of Pasadena Junior College but did not sign.

Covey's Career Stats

Season	League	Team	W	L	ERA	G	GS	CG	SHO	SV	SVO	IP	H	R	ER	HR	BB	IBB	SO	WHIP	AVG	AB	WP	BK	
2013	A(Short)	Vermont Lake Monsters	0	0	0.00	4	4	0	0	0	0	12.0	9	1	0	0	0	1	0	15	0.83	2.05	44	0	0
2013	A(Full)	Beloit Snappers	1	1	4.75	10	10	0	0	0	0	47.1	64	28	25	4	1	17	0	31	1.71	.327	196	7	0
2014	A(Full)	Beloit Snappers	4	9	4.83	18	17	2	0	0	0	100.2	98	59	54	3	5	26	0	69	1.23	.257	382	2	0
2014	A(Adv)	Stockton Ports	3	5	7.15	8	8	0	0	0	0	29.0	49	31	31	2	5	15	0	22	1.64	.312	157	5	0
2015	A(Adv)	Stockton Ports	8	9	3.59	26	26	0	0	0	0	140.1	135	65	56	13	6	43	0	100	1.27	.250	541	7	0
2016	AA	Midland RockHounds	2	1	1.84	6	6	0	0	0	0	29.1	21	14	6	2	1	17	0	26	1.30	.200	105	3	0
2017	RK	AZL White Sox	0	0	0.00	3	3	0	0	0	0	5.0	2	0	0	0	0	0	0	5	0.40	.133	15	0	0
2017	AAA	Charlotte Knights	0	0	3.00	2	2	0	0	0	0	6.0	5	2	2	1	1	0	3	1.00	.227	22	1	0	
2017	MLB	Chicago White Sox	0	7	7.71	18	12	0	0	0	0	70.0	83	60	60	20	1	34	1	41	1.67	.305	272	6	1
2018	AAA	Charlotte Knights	3	1	2.33	7	7	0	0	0	0	38.2	32	14	10	3	2	15	0	35	1.22	.232	138	0	0
2018	MLB	Chicago White Sox	5	14	5.18	27	21	0	0	0	0	121.2	129	81	70	13	2	52	4	91	1.49	.269	480	5	0
2019	AAA	Charlotte Knights	2	1	2.82	13	11	0	0	0	0	51.0	59	19	16	6	1	9	0	46	1.33	.286	206	4	0
2019	MLB	Chicago White Sox	1	8	7.98	18	12	0	0	0	1	58.2	75	54	52	12	3	28	2	41	1.76	.306	245	3	0
2020	MLB	Boston Red Sox	0	0	7.07	8	0	0	0	0	0	14.0	18	11	11	2	0	2	0	11	1.43	.310	58	1	0
2021	CPBL	Rakuten Monkeys	3	4	4.01	10	10	1	0	0	0	58.1	58	29	26	1	2	17	0	38	1.29	.236	246	6	0
2022	CPBL	Rakuten Monkeys	13	6	3.47	23	23	0	0	0	0	140.0	150	64	54	3	5	50	0	100	1.43	.247	608	5	0
Career	MLB	2 Teams	6	29	6.57	71	45	0	0	0	1	264.1	305	206	193	47	6	116	7	184	1.59	.289	1055	15	1
Career	Minors	6 Teams	23	27	3.84	97	92	2	0	0	0	469.1	474	233	200	34	22	144	0	352	1.32	.262	1806	29	0
Career	CPBL	1 Team	16	10	3.63	33	33	1	0	0	0	198.1	208	93	80	4	7	67	0	138	1.39	.244	854	11	0



Keegan Curtis - RHP

Bats: Right / Throws: Right

Height: 6-0 / Weight: 175

Born: 9/30/1995 in Mobile, Ala.

Acquired by Dodgers: Signed as a free agent,
June 8, 2022



2022:

- Spent the majority of the season in Double-A...began the year in the Diamondbacks organization with Amarillo, posting a 1-3 record with an 8.44 ERA and 14 strikeouts in 14 relief outings before being released June 6.
- Signed a minor league contract with Los Angeles June 8 and was assigned to Double-A Tulsa June 23...held a 2-1 record with a 7.13 ERA and 18 strikeouts in 16 appearances for the Drillers...was on the Injured List Aug. 11-26...did not allow an earned run in five of his final six appearances with Tulsa (2 ER/5.1 IP).
- Made three appearances (one start) in September with Oklahoma City, posting a 2-1 record with a 4.05 ERA and 10 strikeouts...did not allow a walk over 6.2 innings.
- Threw 3.0 scoreless innings during his OKC team debut Sept. 17 at Albuquerque...retired nine of 11 batters with four strikeouts and was the winning pitcher in the team's 11-8 victory.

2021:

- Began the 2021 campaign in the Yankees organization with Double-A Somerset...posted a 1-1 record with a 3.94 ERA and 27 strikeouts in 12 relief appearances before being traded to Arizona in exchange for Tim Lincecum July 1.
- Made just four relief appearances with Double-A Amarillo before being promoted to Triple-A Reno...made his Triple-A debut July 17 at Oklahoma City, retiring Yoshi Tsutsugo on a flyout to end the eighth inning...finished his Aces campaign with a 1-2 record, a 7.04 ERA and five strikeouts in nine relief outings (7.2 IP).

Career:

- Selected by the New York Yankees in the 22nd round of the 2018 MLB Draft out of the University of Louisiana Monroe, becoming the first pitcher from ULM selected since 2016...played four seasons in college.
- Played for Salt River in the 2021 Arizona Fall League...made 10 appearances, allowing four runs and eight hits across 9.1 innings...notched 12 strikeouts against five walks.
- Struck out a career-high six batters July 9, 2019 against the Connecticut Tigers and repeated the feat Aug. 30 against the Greenville Drive.
- Played with the Brazos City Bombers of the Texas Collegiate League in 2016.

Curtis' Career Stats

Season	League	Team	W	L	ERA	G	GS	CG	SHO	SV	SVO	IP	H	R	ER	HR	HB	BB	IBB	SO	WHIP	AVG	AB	WP	BK	
2018	ROK	GCL Yankees	0	0	3.68	11	0	0	0	1	1	14.2	12	7	6	2	1	5	0	15	1.16	.207	58	2	0	
2018	A(Short)	Staten Island Yankees	0	1	20.25	3	0	0	0	0	0	2.2	5	6	6	2	0	4	0	4	3.38	.417	12	0	0	
2019	A(Short)	Staten Island Yankees	0	0	1.20	8	0	0	0	2	2	15.0	7	2	2	0	1	3	0	20	0.67	.146	48	0	0	
2019	A(Full)	Charleston RiverDogs	3	1	1.56	8	0	0	0	2	2	17.1	11	4	3	0	3	7	0	17	1.04	.175	63	0	0	
2020	DID NOT PLAY																									
2021	AA	Somerset Patriots	1	1	3.94	12	0	0	0	2	3	16.0	14	9	7	0	2	7	0	27	1.31	.241	58	2	0	
2021	AA	Amarillo Sod Poodles	1	1	0.00	4	0	0	0	1	3	3.2	2	3	0	0	0	0	0	3	0.55	.154	13	0	0	
2021	AAA	Reno Aces	1	2	7.04	9	0	0	0	1	3	7.2	12	8	6	1	1	5	0	5	2.22	.375	32	0	0	
2022	AA	Amarillo Sod Poodles	1	3	8.44	14	0	0	0	0	1	16.0	21	15	15	4	1	9	0	14	1.88	.304	69	1	0	
2022	AA	Tulsa Drillers	2	1	7.13	16	1	0	0	1	1	17.2	22	15	14	2	1	8	0	18	1.70	.293	75	1	0	
2022	AAA	Oklahoma City Dodgers	2	1	4.05	3	1	0	0	0	0	6.2	9	3	3	0	0	0	0	10	1.35	.310	29	0	0	
Career	Minors	8 Teams	11	11	4.76	88	2	0	0	10	16	117.1	115	72	62	11	10	48	0	133	1.39	.252	457	6	0	



Tyler Cyr - RHP

Bats: Right / Throws: Right
 Height: 6-1 / Weight: 205
 Born: 5/5/1993 in Fremont, Calif.
 Acquired by Dodgers: Signed as a free agent,
 Feb. 3, 2023



2022:

- Spent the majority of the season in the Phillies organization with Triple-A Lehigh Valley, posting a 2-3 record with a 2.50 ERA and 37 strikeouts in 35 relief appearances...went 6-for-6 in save opportunities and held opponents to a .202 batting average...did not allow an earned run in 14 of first 15 outings.
- Made his ML debut with Philadelphia Aug. 21 against the Mets, allowing two hits including a home run in just 0.1 IP...designated for assignment the following day.
- Claimed off waivers by Oakland Aug. 24 and was assigned to Triple-A Las Vegas where he appeared in just four games before being promoted to Oakland...made 11 relief appearances with the A's, striking out 16 over 13.0 innings with a 2.08 ERA and holding opponents to a .196 average...finished the season with six consecutive scoreless appearances (5.2 IP), allowing three hits while notching eight strikeouts.

2021:

- Played the entire season with Triple-A Sacramento, holding a 3-0 record with a 4.91 ERA and 49 strikeouts in 32 games (two starts), totaling 36.2 innings...limited opponents to a .174 average.
- Struck out a season-high five batters June 5 in a start at Reno (2.0 IP)...recorded at least one strikeout in 27 of his 32 outings.
- Did not issue a walk and allowed just one combined earned run in all seven games played in September (7.0).

Career:

- Entering his ninth season in professional baseball and his first with the Dodgers.
- Originally selected by San Francisco in the 10th round of the 2015 MLB Draft out of Embry-Riddle University in Daytona Beach, Fla., where he majored in homeland security...transferred to Embry-Riddle after one season at Skyline College in San Bruno, Calif...did not begin pitching until college.
- Named an Eastern League Mid-Season All-Star as a member of Double-A Richmond in both 2017 and 2019...also named an AFL Rising Star in 2017 with the Scottsdale Scorpions.
- Became the fourth Embry-Riddle alumnus to appear in the Majors following his debut.

Cyr's Career Stats

Season	League	Team	W	L	ERA	G	GS	CG	SHO	SV	SVO	IP	H	R	ER	HR	HB	BB	IBB	SO	WHIP	AVG
2015	ROK	AZL Giants	0	1	2.25	3	1	0	0	0	0	4.0	2	3	1	0	1	1	0	7	0.75	.133
2015	A(Full)	Augusta Greenjackets	2	1	5.60	12	0	0	0	0	0	17.2	16	14	11	0	0	18	1	20	1.92	.242
2016	A(Full)	Augusta Greenjackets	3	3	2.31	20	0	0	2	2	2	50.2	36	17	13	1	5	16	1	65	1.03	.201
2016	A(Adv)	San José Giants	2	1	2.35	19	0	0	1	2	23.0	19	8	6	1	0	9	0	24	1.22	.232	
2017	AA	Richmond Flying Squirrels	5	2	2.19	47	0	0	18	20	49.1	50	20	12	3	2	20	0	57	1.42	.260	
2018	AA	Richmond Flying Squirrels	0	1	6.00	8	0	0	3	3	9.0	7	6	6	0	0	6	0	8	1.44	.206	
2019	AA	Richmond Flying Squirrels	0	0	2.05	37	0	0	5	10	48.1	34	18	11	1	3	22	1	57	1.16	.195	
2019	AAA	Sacramento River Cats	0	0	0.00	1	0	0	0	0	2.0	0	0	0	0	0	1	0	2	0.50	.000	
2020	DID NOT PLAY																					
2021	AAA	Sacramento River Cats	3	0	4.91	32	2	0	0	0	0	36.2	23	21	20	4	0	21	0	49	1.20	.174
2022	AAA	Lehigh Valley IronPigs	2	3	2.50	35	0	0	6	6	36.0	26	13	10	0	1	18	0	37	1.22	.202	
2022	AAA	Las Vegas Aviators	0	0	5.40	4	0	0	0	0	5.0	7	3	3	1	0	5	0	8	2.40	.333	
2022	MLB	Philadelphia Phillies	0	0	27.00	1	0	0	0	0	0	1.1	2	1	1	1	0	0	0	6.00	.667	
2022	MLB	Oakland Athletics	1	0	2.08	11	0	0	0	0	0	13.0	9	3	3	1	1	5	0	16	1.08	.196
Career	MLB	2 Teams	1	0	2.70	12	0	0	0	0	0	13.1	11	4	4	2	1	5	0	16	1.20	.224
Career	Minors	7 Teams	17	12	2.97	218	3	0	0	35	43	281.2	220	123	93	11	12	137	3	334	1.27	.214



Yusniel Díaz - IF

Bats: Right / Throws: Right

Height: 6-1 / Weight: 215

Born: 10/7/1996 in Havana, Cuba

Acquired by Dodgers: Signed as a free agent,
Feb. 3, 2023



2022:

- Spent the majority of the season with Triple-A Norfolk, slashing .251/.346/.360 with nine doubles, six home runs and 34 RBI in 70 games...only played in 16 games over the first three months of the season due to injuries.
- Made his ML debut with Baltimore Aug. 2 at Texas as a pinch hitter, striking out in his only plate appearance against former OKC/LA Dodger Dennis Santana.
- Recorded season highs in hits (five) and RBI (four) Sept. 14 against Charlotte, going 4-for-5 with three singles and a three-run home run...between Sept. 13-14, went 7-for-10 with seven RBI.
- Removed from Baltimore's 40-man roster Nov. 10 and elected free agency Nov. 11.

2021:

- Spent time with Double-A Bowie and Triple-A Norfolk, struggling to a combined .161/.233/.265 line over 65 total games.
- Missed a month early in the season due to injury.

Career:

- Begins his second stint with the Dodgers organization and his eighth as a pro...originally signed as a free agent Nov. 21, 2015 out of Cuba.
- Named an MiLB.com Organization All-Star with Baltimore in 2019 after posting a .265/.341/.464 slashline with 22 doubles, four home runs and 55 RBI in 85 games...primarily spent the season at Double-A Bowie.
- Traded to Baltimore along with Dean Kremer, Rylan Bannon, Breyvic Valera and Zach Pop for Manny Machado July 18, 2018.
- Selected to represent Team World in the 2018 All-Star Futures Game at Nationals Park and clubbed two home runs.
- Honored as the California League Player of the Month for June 2017 after posting a .396 average with 40 hits (including five home runs) and 17 RBI.
- Named a 2017 AFL Rising Star as a member of the Glendale Desert Dogs.
- Played for Industriales of the Cuban National Series, slashing .348/.448/.440 in 65 games as a rookie in 2015, but defected before the Rookie of the Year Award was given out.

Diaz's Career Stats

Season	League	Team	AVG	G	AB	R	H	2B	3B	HR	RBI	BB	IBB	SO	SB	CS	OBP	SLG	OPS	
2016	ROK	AZL Dodgers	.143	3	14	2	2	0	0	1	3	0	0	3	0	0	.143	.357	.500	
2016	A+	Rancho Cucamonga Quakes	.272	82	316	47	86	8	7	8	54	29	0	71	7	8	.333	.418	.751	
2017	A+	Rancho Cucamonga Quakes	.278	83	331	42	92	15	3	8	39	35	0	73	7	9	.343	.414	.757	
2017	AA	Tulsa Drillers	.333	31	108	15	36	8	0	3	13	10	0	29	2	5	.390	.491	.881	
2018	AA	Tulsa Drillers	.314	59	220	36	69	10	4	6	30	41	2	39	8	8	.428	.477	.905	
2018	AA	Bowie Baysox	.239	38	134	23	32	5	1	5	15	18	0	28	4	5	.329	.403	.732	
2019	A(Short)	Aberdeen IronBirds	.333	3	9	0	3	3	0	0	0	1	0	1	0	0	.455	.667	1.122	
2019	A+	Frederick Keys	.273	6	22	0	6	0	0	2	3	0	0	7	0	0	.360	.273	.633	
2019	AA	Bowie Baysox	.262	76	286	45	75	19	4	11	53	32	0	67	0	3	.335	.472	.807	
2020	DID NOT PLAY																			
2021	AA	Bowie Baysox	.179	11	39	3	7	3	0	1	6	4	0	13	1	0	.273	.333	.606	
2021	AAA	Norfolk Tides	.157	54	191	19	30	4	1	4	16	14	0	69	1	2	.225	.251	.476	
2022	ROK	FCL Orioles	.200	2	5	0	1	1	0	0	0	1	0	1	0	0	.333	.400	.733	
2022	A+	Aberdeen IronBirds	.286	5	14	1	4	1	0	1	3	3	0	4	0	0	.389	.571	.960	
2022	AAA	Norfolk Tides	.251	70	247	40	62	9	0	6	34	36	1	66	9	4	.346	.360	.706	
2022	MLB	Baltimore Orioles	.000	1	1	0	0	0	0	0	0	0	0	1	0	0	.000	.000	.000	
Career	MLB	1 Team	.000	1	1	0	0	0	0	0	0	0	0	1	0	0	.000	.000	.000	
Career	Minors	9 Teams	.261	523	1936	273	505	86	20	54	268	227	3	471	39	44	.340	.410	.750	



Steven Duggar - OF

Bats: Left / Throws: Right
 Height: 6-1 / Weight: 187
 Born: 11/4/1993 in Spartanburg, S.C.
 Acquired by Dodgers: Signed as a free agent,
 Dec. 17, 2022



2022:

- Played for three different organizations, seeing time in the Majors with San Francisco, Texas and Los Angeles (AL)...saw action with each team's Triple-A affiliate...appeared in a total of 29 games in the Majors, batting .153 with four RBI...in 35 games in the Minors, hit .182 with four homers and 12 RBI.
- Began the season with San Francisco, posting a .194 average with three doubles and four RBI in 12 games before leaving a game April 21 with an oblique strain...placed on the 60-day IL the next day.
- Started a rehab assignment with Triple-A Sacramento June 2 and slashed .204/.264/.286 with one double, one home run and five RBI in 20 games before being traded to Texas for former OKC Dodger Willie Calhoun June 23.
- Appeared in just eight games for Texas before being optioned to Triple-A Round Rock...made 11 appearances with the Express before being designated for assignment Aug. 4.
- Claimed off waivers by the Angels Aug. 7 and logged nine appearances before being optioned to Triple-A Salt Lake...designated for assignment Sept. 1 after just 10 appearances with the Bees.

2021:

- Set ML career highs in games played (107), runs (45), doubles (14), triples (5), home runs (8), walks (27), RBI (35) and stolen bases (7) with San Francisco.
- Drove in a career-high four runs May 20 at Cincinnati with a grand slam against Michael Feliz.
- Saw action in three NLDS games (one start) and went 0-for-3 in his first career postseason.

Career:

- Selected in the sixth round of the 2015 MLB Draft by San Francisco from Clemson University...appeared in a total of 271 career games in the Majors between the 2018-22 seasons.
- Made MLB debut with the Giants July 8, 2018 against St. Louis and recorded his first ML hit with a double off of Greg Holland...hit his first ML home run Aug. 4, 2018 at Arizona with a solo homer off of Clay Buchholz.
- Named an MiLB.com Organization All-Star in 2016 after slashing .302/.388/.448 with 46 extra-base hits and 54 RBI in 130 games with Class-A Advanced San José and Double-A Richmond.
- Began playing varsity baseball in seventh grade for James F. Byrnes High School in Duncan, S.C.

Duggar's Career Stats

Season	League	Team	AVG	G	AB	R	H	2B	3B	HR	RBI	BB	IBB	SO	SB	CS	OBP	SLG	OPS
2015	A(Short)	Salem-Kelzer Volcanoes	.293	58	229	40	67	12	1	1	27	35	0	52	6	3	.390	.367	.757
2016	A(Adv)	San José Giants	.284	70	264	43	75	12	4	9	30	44	1	66	6	7	.386	.462	.848
2016	AA	Richmond Flying Squirrels	.321	60	243	35	78	16	4	1	24	28	1	51	9	7	.391	.432	.823
2017	ROK	AZL Giants	.000	2	3	0	0	0	0	0	2	0	0	0	0	0	.400	.000	.400
2017	A(Adv)	San José Giants	.270	29	115	22	31	11	0	4	20	17	0	42	7	0	.361	.470	.831
2017	AAA	Sacramento River Cats	.261	13	46	7	12	1	0	2	6	8	0	12	3	2	.370	.413	.783
2018	AAA	Sacramento River Cats	.272	78	316	52	86	27	4	4	21	39	2	103	11	4	.354	.421	.775
2018	MLB	San Francisco Giants	.255	41	141	20	36	11	1	2	17	10	1	44	5	1	.303	.390	.693
2019	AAA	Sacramento River Cats	.337	23	83	24	28	6	1	3	13	18	0	21	2	3	.461	.542	1.003
2019	MLB	San Francisco Giants	.234	73	261	26	61	12	2	4	28	16	0	78	1	4	.278	.341	.619
2020	MLB	San Francisco Giants	.176	21	34	3	6	2	0	0	3	1	0	11	1	0	.222	.235	.457
2021	AAA	Sacramento River Cats	.279	15	61	13	17	2	1	1	9	9	1	22	8	0	.371	.393	.764
2021	MLB	San Francisco Giants	.257	107	268	45	69	14	5	8	35	27	3	88	7	0	.330	.437	.767
2022	AAA	Sacramento River Cats	.204	14	49	8	10	1	0	1	5	3	0	18	2	0	.264	.286	.550
2022	AAA	Round Rock Express	.184	11	38	5	7	2	0	1	5	11	0	13	3	0	.360	.316	.676
2022	AAA	Salt Lake Bees	.147	10	34	3	5	1	0	2	2	3	0	14	1	0	.216	.353	.569
2022	MLB	San Francisco Giants	.194	12	36	2	7	3	0	0	4	2	0	16	4	0	.231	.278	.509
2022	MLB	Texas Rangers	.176	8	17	2	3	0	0	0	2	0	0	12	1	1	.263	.176	.439
2022	MLB	Los Angeles Angels	.053	9	19	3	1	0	1	0	3	0	0	13	0	0	.182	.158	.340
Career	MLB	3 Teams	.236	271	776	101	183	42	9	14	87	61	4	262	19	6	.293	.367	.660
Career	Minors	7 Teams	.281	383	1481	252	416	91	15	29	162	217	5	414	58	26	.374	.421	.795



Robbie Erlin - LHP

Bats: Right / Throws: Left
 Height: 5-11 / Weight: 200
 Born: 10/8/1990 in Oakland, Calif.
 Acquired by Dodgers: Signed as a free agent,
 Feb. 21, 2022



2022:

- Spent the majority of the season with Oklahoma City, appearing in 21 games (14 starts) and posting a 5-4 record with a 7.01 ERA and 69 strikeouts....tied for fourth on the team in starts and ranked fourth in strikeouts...team went 8-6 in his starts.
- Did not yield a run or hit over 5.0 innings June 10 at home against Salt Lake...retired the first 10 batters faced as well as 14 of the first 15 and 15 of 18 batters faced overall...was the third outing of his career of 5.0 or more hitless innings, but first since June 27, 2010 with Single-A Hickory at Hagerstown (6.0 IP).
- Over five games (four starts) with OKC between April 30-June 10, allowed five runs and 14 hits over 21.0 innings...during that span posted a 2.14 ERA (5 ER/21.0 IP), 1.05 WHIP and .184 BAA (14x76)...had 19 strikeouts against eight walks...team went 4-1.
- Made two relief outings with Los Angeles on May 8 and 9 at the Cubs and Pirates, respectively...issued just one walk and retired the three other batters against Chicago but surrendered a double and a home run against Pittsburgh.

2021:

- Appeared in 16 games for Hokkaido Nippon Ham Fighters of Nippon Professional Baseball in Japan...posted a 2-4 record with a 3.71 ERA and 46 strikeouts in 53.1 IP.

Career:

- Appeared in 117 games (43 starts) in the Majors, primarily with San Diego...made his MLB debut April 30, 2013 with the Padres at Chicago (NL)...made his first ML start June 1 against Toronto, earning the win after allowing two earned runs on eight hits while striking out four...set a career high with 39 appearances (12 starts) in 2018 with the Padres.
- Underwent Tommy John surgery in May 2016 after suffering a partially torn UCL...did not see game action again until the 2018 season.
- Selected by Texas in the third round of the 2009 MLB Draft from Scotts Valley High School in Scotts Valley, Calif...forwent his commitment to Cal Poly...traded July 31, 2011 to San Diego along with Joe Wieland in exchange for Mike Adams.

Erlin's Career Stats

Season	League	Team	W	L	ERA	G	GS	CG	SHO	SV	SVO	IP	H	R	ER	HR	HB	BB	IBB	SO	WHIP	AVG	AB	WP	BK
2009	ROK	AZL Rangers	0	0	2.25	3	0	0	0	0	0	4.0	5	1	1	0	0	1	0	9	1.50	.294	17	0	0
2010	A(Full)	Hickory Crawdads	6	3	2.12	28	17	0	0	1	1	114.2	89	37	27	9	4	17	0	125	0.92	.213	418	4	0
2011	A(Adv)	Myrtle Beach Pelicans	3	2	2.14	9	9	0	0	0	0	54.2	25	15	13	7	3	5	0	62	0.55	.132	189	1	0
2011	AA	Frisco RoughRiders	5	2	4.32	11	10	0	0	0	0	46.2	73	34	32	9	2	7	0	61	1.83	.388	259	3	2
2011	AA	San Antonio Missions	1	0	1.38	6	6	0	0	0	0	26.0	26	4	4	2	0	4	0	31	1.15	.265	98	0	0
2012	ROK	AZL Padres	0	2	2.16	3	3	0	0	0	0	8.1	7	7	2	0	0	2	0	8	1.08	.206	34	1	0
2012	AA	San Antonio Missions	3	1	2.92	11	11	0	0	0	0	52.1	53	21	17	6	3	14	1	72	1.28	.255	208	1	1
2013	AAA	Tucson Padres	8	3	5.07	20	20	0	0	0	0	99.1	125	65	56	11	1	34	0	84	1.60	.307	407	4	1
2013	MLB	San Diego Padres	3	3	4.12	11	9	0	0	0	0	54.2	53	26	25	6	0	15	0	40	1.24	.255	208	3	0
2014	ROK	AZL Padres	0	0	0.00	1	1	0	0	0	0	2.0	1	0	0	0	0	0	0	5	0.50	.111	9	1	0
2014	AA	San Antonio Missions	0	0	3.48	3	3	0	0	0	0	10.1	12	4	4	1	0	4	0	10	1.55	.293	41	0	0
2014	AAA	El Paso Chihuahuas	0	1	9.28	2	2	0	0	0	0	10.2	21	11	11	2	0	2	0	8	2.16	.438	48	1	0
2014	MLB	San Diego Padres	4	5	4.99	13	11	0	0	0	0	61.1	71	34	34	6	1	15	1	46	1.40	.293	242	4	0
2015	AAA	El Paso Chihuahuas	7	6	5.60	24	24	1	1	0	0	125.1	151	90	78	22	6	37	0	105	1.50	.297	509	5	0
2015	MLB	San Diego Padres	1	2	4.76	3	3	0	0	0	0	17.0	16	9	9	1	1	2	0	10	1.06	.258	62	1	0
2016	MLB	San Diego Padres	1	2	4.02	3	2	0	0	0	0	15.2	12	7	7	3	0	3	0	13	0.96	.218	55	2	0
2018	MLB	San Diego Padres	4	7	4.21	39	12	0	0	0	0	109.0	112	57	51	12	0	12	0	88	1.14	.267	419	2	1
2019	A(Adv)	Lake Elsinore Storm	0	0	4.91	3	0	0	0	0	0	3.2	6	2	2	1	0	1	0	6	1.91	.375	16	0	0
2019	AAA	El Paso Chihuahuas	0	1	8.80	10	0	0	0	1	4	15.1	26	15	15	2	2	0	0	14	1.83	.388	67	3	0
2019	MLB	San Diego Padres	0	1	5.37	37	1	0	0	0	1	55.1	72	36	33	6	1	15	0	52	1.57	.312	231	3	0
2020	MLB	Pittsburgh Pirates	0	0	5.40	2	0	0	0	0	0	3.1	5	2	2	0	1	1	1	4	1.80	.333	15	0	0
2020	MLB	Atlanta Braves	0	0	8.49	7	5	0	0	0	0	23.1	28	22	22	8	1	6	0	21	1.46	.289	97	1	0
2021	NPB	Hokkaido Nippon-Ham Fighters	2	4	3.71	16	0	0	0	0	0	53.1	64	26	22	5	4	16	0	46	1.50	.269	238	1	0
2022	AAA	Oklahoma City Dodgers	5	4	7.01	21	14	0	0	0	0	77.0	95	63	60	14	3	35	0	69	1.69	.296	321	3	0
2022	MLB	Los Angeles Dodgers	0	0	9.00	2	0	0	0	0	0	2.0	2	2	2	1	0	1	0	1	1.50	.250	8	0	0
Career	MLB	4 Teams	13	20	4.87	117	43	0	0	0	1	344.2	371	195	185	43	5	70	2	275	1.29	.277	1337	16	1
Career	Minors	10 Teams	38	25	4.32	155	120	1	1	2	5	670.1	715	370	322	86	24	165	1	669	1.31	.271	2641	25	3
Career	NPB	1 Team	2	4	3.71	16	0	0	0	0	0	53.1	64	26	22	5	4	16	0	46	1.50	.269	238	1	0



Hunter Feduccia - C

Bats: Left / Throws: Right

Height: 6-2 / Weight: 215

Born: 6/5/1997 in Lake Charles, La.

Acquired by Dodgers: Selected in the 12th
round of the 2018
MLB Draft



2022:

- Split the season between Double-A Tulsa and OKC...slashed a combined .238/.331/.466 and set career highs with 15 homers, 20 doubles, 51 RBI and 46 runs scored.
- Began the season with Double-A Tulsa, slashing .236/.341/.458 with six doubles, one triple, eight home runs and 26 RBI before being promoted to Oklahoma City June 29...batted .340 over 15 games in May with five homers, three doubles and 14 RBI; recorded at least two hits in five-straight games from May 12-21.
- Appeared in 40 games for OKC down the stretch, posting a .240 average with 14 doubles, seven home runs and 25 RBI...21 of 36 total hits went for extra bases.
- Hit two homers July 12 at Tacoma for his first career multi-homer game...hit a two-run homer in the second inning and a solo blast in the fifth inning.
- Went 3-for-5 with a grand slam and a double July 22 vs. Sacramento...first career grand slam and set a career high with five RBI.
- Tied his season and career high with five RBI Aug. 20 at Sugar Land...hit a three-run homer and two-run single.

2021:

- Spent the entire season with Double-A Tulsa, amassing a .254 average with 10 home runs and 45 RBI in 86 appearances...set career highs in hits (72), runs (44), home runs and RBI.
- Caught 22 runners stealing on the season...threw out nearly 30 percent of attempted basestealers.
- From July 4 through the end of the season, slashed .285/.359/.446 with eight homers and 36 RBI over 55 games.

Career:

- Selected in the 12th round of the 2018 MLB Draft by Los Angeles from Louisiana State University.
- Spent first two collegiate seasons at LSU-Eunice...voted the 2016 and 2017 LSU-Eunice Defensive Player of the Year.
- Transferred to LSU in 2018 where he appeared in 56 games, posting a .233 average with 10 doubles, three home runs (including a grand slam) and 31 RBI.

Feduccia's Career Stats

Season	League	Team	AVG	G	AB	R	H	2B	3B	HR	RBI	BB	IBB	SO	SB	CS	OBP	SLG	OPS
2018	ROK	Ogden Raptors	.250	3	8	2	2	0	0	0	1	3	0	1	0	0	.500	.250	.750
2018	A(Full)	Great Lakes Loons	.290	31	100	6	29	6	0	9	15	2	31	1	0	.381	.350	.731	
2019	A(Full)	Great Lakes Loons	.288	50	184	34	53	17	1	4	31	36	0	42	1	0	.399	.457	.856
2019	A(Adv)	Rancho Cucamonga Quakes	.239	22	71	8	17	1	1	0	12	9	0	19	1	2	.325	.282	.607
2020	DID NOT PLAY																		
2021	AA	Tulsa Drillers	.254	86	284	44	72	9	1	10	45	39	0	62	0	0	.343	.398	.741
2022	AA	Tulsa Drillers	.236	43	144	21	34	6	1	8	26	24	0	38	0	0	.341	.458	.799
2022	AAA	Oklahoma City Dodgers	.240	40	150	25	36	14	0	7	25	17	0	45	0	0	.321	.473	.794
Career	Minors	5 Teams	.258	275	941	140	243	53	4	29	149	143	2	238	3	2	.355	.416	.771



David Freitas - C

Bats: Right / Throws: Right

Height: 6-2 / Weight: 250

Born: 3/18/1989 in Wilton, Calif.

Acquired by Dodgers: Signed as a free agent,
Jan. 1, 2023



2022:

• Appeared in 36 games for Triple-A Scranton/Wilkes-Barre, slashing .239/.310/.345 with six doubles, two home runs and nine RBI before being released July 13.

• Posted a season-high four hits May 22 at Worcester with three singles and one home run in a 6-2 RailRiders victory.

• Did not strike out in 19 of his 36 games and struck out more than once in only five games.

2021:

• Began the season with the Kiwoom Heroes of Korea's KBO League where he slashed .259/.297/.374 with two home runs and 14 RBI in 43 games before being released June 24.

• Signed a minor league deal with Tampa Bay July 24 and made four appearances with the FCL Rays before making his way to Triple-A Durham.

• Appeared in 16 games for the Bulls, posting a .245/.364/.434 slashline with three home runs and eight RBI...elected free agency Nov. 7.

Career:

• Joining his 10th ML organization with the Dodgers, having played for Washington, Oakland, Baltimore, Chicago (NL), Atlanta, Seattle, Milwaukee, Tampa Bay and New York (AL).

• Appeared in a total of 59 career ML games with Atlanta, Seattle and Milwaukee between 2017-19... has batted .200 (25x125) with one home run and eight RBI...last played in the Majors in 2019 with Milwaukee.

• Selected by Washington in the 15th round in the 2010 MLB Draft out of the University of Hawaii... began his college career at Cosumnes River College in Sacramento, Calif.

• Named a 2019 Pacific Coast League Mid-Season All-Star with San Antonio after posting a .369 average with 15 doubles, five home runs and 43 RBI in the first half of the season...honored as an MiLB.com Organization All-Star at season's end after batting .387 with a .459 OBP with San Antonio over 85 games.

• Made his ML debut with Atlanta Aug. 30, 2017 at Philadelphia and recorded his first hit and RBI with a one-run double off of Mark Leiter Jr. in the fourth inning...clubbed his first and only ML home run as a Mariner on July 11, 2018 at Angel Stadium with a solo shot off of Jaime Barria.

Freitas' Career Stats

Season	League	Team	AVG	G	AB	R	H	2B	3B	HR	RBI	BB	IBB	SO	SB	CS	OBP	SLG	OPS
2010	A (Short)	Vermont Lake Monsters	.307	62	218	32	67	19	0	4	40	34	0	47	2	0	.408	.450	.858
2011	A (Full)	Hagerstown Suns	.288	123	427	67	123	30	0	13	73	82	1	87	2	1	.409	.450	.859
2012	A (Adv)	Potomac Nationals	.271	78	273	37	74	22	0	5	46	39	1	52	0	0	.374	.407	.781
2012	AA	Midland RockHounds	.333	20	63	12	21	6	0	2	11	6	0	15	0	0	.392	.524	.916
2013	AA	Midland RockHounds	.214	61	224	34	48	6	0	9	21	20	0	39	0	0	.285	.362	.647
2013	AAA	Sacramento River Cats	.168	29	97	13	26	8	0	1	9	11	0	14	0	0	.355	.381	.736
2014	AA	Bowie Baysox	.250	53	168	22	42	11	0	5	25	19	0	24	0	0	.328	.405	.733
2014	AAA	Norfolk Tides	.364	8	22	2	8	1	0	1	4	6	0	3	0	0	.500	.545	1.045
2015	AA	Bowie Baysox	.242	71	248	28	60	12	0	8	33	17	0	37	1	0	.302	.307	.609
2015	AAA	Norfolk Tides	.231	4	13	1	3	2	0	0	0	0	0	0	0	0	.231	.385	.616
2016	AA	Tennessee Smokies	.286	66	248	37	71	20	1	4	38	21	0	47	0	0	.344	.423	.767
2016	AAA	Iowa Cubs	.321	25	84	7	27	7	0	2	15	7	0	20	3	0	.362	.476	.838
2017	AAA	Gwinnett Braves	.263	72	236	28	62	13	0	3	21	25	0	35	0	0	.338	.356	.694
2017	MLB	Atlanta Braves	.235	6	17	2	4	2	0	0	2	0	0	4	0	0	.235	.353	.588
2018	AAA	Tacoma Rainiers	.349	39	146	15	51	12	1	4	23	17	1	27	0	0	.458	.527	.985
2018	MLB	Seattle Mariners	.215	36	93	9	20	6	0	1	5	8	0	25	0	0	.277	.312	.589
2019	AAA	Tacoma Rainiers	.278	6	18	4	5	2	0	0	5	5	0	6	0	0	.400	.389	.869
2019	AAA	San Antonio Missions	.387	85	310	51	120	21	0	12	76	42	2	49	0	1	.459	.571	1.030
2019	MLB	Seattle Mariners	.000	1	2	1	0	0	0	0	1	1	0	0	0	0	.250	.000	.250
2019	MLB	Milwaukee Brewers	.077	16	13	1	1	0	0	0	0	3	0	5	0	0	.129	.077	.327
2021	KBO	Kiwoom Heroes	.259	43	139	13	36	10	0	2	14	7	0	29	0	0	.297	.374	.671
2021	ROK	FCL Rays	.077	4	13	2	1	0	0	0	0	2	0	1	0	0	.250	.077	.327
2021	AAA	Durham Bulls	.245	16	53	13	13	1	0	3	8	11	0	11	1	0	.364	.434	.798
2022	AAA	Scranton/Wilkes-Barre RailRiders	.239	36	113	9	27	6	0	2	9	12	0	23	0	0	.310	.345	.655
2021	MLB	3 Teams	.200	59	125	13	25	8	0	1	8	12	0	34	0	0	.268	.288	.556
Career	Minors	15 Teams	.285	858	2974	414	849	199	2	78	457	376	5	539	9	2	.371	.432	.803
Career	KBO	1 Team	.259	43	139	13	36	10	0	2	14	7	0	29	0	0	.297	.374	.671



Victor González - LHP

Bats: Left / Throws: Left
 Height: 6-0 / Weight: 180
 Born: 11/16/1995 in Tuxpan, Nayarit, Mexico
 Acquired by Dodgers: Signed as free agent,
 July 2, 2012



2022:

- Placed on the Los Angeles Dodgers' Injured List to begin the season due to left elbow inflammation...underwent arthroscopic surgery as part of a left elbow debridement.
- Returned to game action Aug. 16 with the AZL Dodgers and spent the rest of the season rehabbing with OKC...initially made eight appearances between Aug. 20-Sept. 11 before having to take a pause; restarted the rehab assignment Sept. 20.
- Appeared in a total of 12 games with OKC...allowed four runs and 10 hits over 11.2 innings with 10 strikeouts against five walks...opponents batted .222 overall and 3-for-19 with runners on...did not allow a run in seven of his final eight appearances (7.2 IP), including each of his last five games (5.0 IP).
- Did not log a ML appearance for the first time since 2019.

2021:

- Spent the majority of the season with Los Angeles, compiling a 3-1 record in 44 games (one start) with a 3.57 ERA and 33 strikeouts...held lefties to a .200 batting average and .567 OPS, but righties batted .295 with an .870 OPS.
- Earned first career ML save April 17 at San Diego to preserve a 2-0 victory, combining with three other pitchers on a three-hit shutout.
- Opted to Triple-A Oklahoma City Aug. 25...made 12 relief appearances, posting a 2-0 record with a 3.72 ERA with 15 strikeouts in 9.2 IP...recorded at least one strikeout in 11 of his 12 OKC relief outings...did not rejoin LAD after the Triple-A season concluded.

Career:

- Entering 10th season in professional baseball, all with the Dodgers...added to Dodgers' 40-man roster Oct. 31, 2019.
- Made Major League debut and ended up as a key contributor in the bullpen for the Dodgers during their run to a World Series title throughout the 2020 season...made ML debut July 31 at Arizona...appeared in 15 regular season games (one start), posting a 1.33 ERA over 20.1 IP...notched 23 strikeouts against just two walks and held opponents to a .176 average...appeared in eight postseason games, including four of the six World Series games...was the winning pitcher in the series-clinching Game 6, retiring all four batters faced, including three via strikeout.
- In 2020 among National League relievers, ranked fourth in ERA, fourth in WHIP (0.74) and seventh in opponent slugging percentage (.203)...did not allow a home run in the regular season or postseason (27.0 IP).
- Missed the entire 2017 season and most of the 2018 season after undergoing Tommy John surgery.
- Signed by the Dodgers as an international free agent at the age of 16 from Tuxpan, Nayarit, Mexico...signed during the same scouting trip to Mexico that netted Yasiel Puig and Julio Urias.

González's Career Stats

Season	League	Team	W	L	ERA	G	GS	CG	SHO	SV	SVO	IP	H	R	ER	HR	HH	BB	HBP	SO	WHIP	AVG	AB	WP	BK
2013	ROK	AZL Dodgers	3	2	3.79	11	10	0	0	0	0	38.0	31	24	16	1	2	12	0	45	1.13	.223	139	3	0
2014	ROK	Ogden Raptors	4	5	6.09	12	12	0	0	0	0	54.2	79	45	37	7	1	22	0	41	1.85	.343	230	5	1
2015	ROK	Ogden Raptors	0	1	6.43	2	2	0	0	0	0	7.0	10	5	5	1	0	2	0	5	1.71	.333	30	3	0
2015	ROK	AZL Dodgers	0	0	0.00	1	1	0	0	0	0	2.0	1	0	0	0	0	1	0	6	1.00	.143	7	0	0
2015	A(Full)	Great Lakes Loons	1	6	5.49	16	11	0	0	0	2	57.1	75	41	35	4	4	16	0	45	1.59	.316	237	6	3
2016	A(Full)	Great Lakes Loons	3	6	3.61	22	19	0	0	0	1	94.2	79	49	38	7	7	44	0	104	1.30	.224	352	5	2
2018	ROK	Ogden Raptors	1	2	13.50	4	2	0	0	0	0	8.0	18	14	12	1	0	4	0	7	2.75	.429	42	1	0
2018	A(Full)	Great Lakes Loons	0	3	5.61	6	6	0	0	0	0	25.2	33	17	16	3	0	5	0	18	1.48	.314	105	3	0
2019	A(Adv)	Rancho Cucamonga Quakes	2	1	1.65	8	5	0	0	0	0	27.1	17	7	5	0	0	14	0	36	1.13	.173	98	2	0
2019	AA	Tulsa Drillers	3	1	2.23	15	8	0	0	2	2	48.1	48	15	12	4	2	14	0	44	1.28	.259	185	1	0
2019	AAA	Oklahoma City Dodgers	0	0	3.86	15	0	0	0	0	0	14.0	16	7	6	3	0	4	0	13	1.43	.286	56	1	0
2020	MLB	Los Angeles Dodgers	3	0	1.33	15	1	0	0	0	0	20.1	13	3	3	0	3	2	0	23	0.74	.176	74	2	0
2021	A	Rancho Cucamonga Quakes	0	1	20.25	2	1	0	0	0	0	1.1	2	3	3	1	0	1	0	3	2.25	.333	6	0	0
2021	AAA	Oklahoma City Dodgers	2	0	3.72	12	0	0	0	0	1	9.2	10	4	4	1	2	2	0	15	1.24	.256	39	4	0
2021	MLB	Los Angeles Dodgers	3	1	3.57	44	1	0	0	1	2	35.1	32	14	14	3	3	19	2	33	1.44	.244	131	1	0
2022	ROK	AZL Dodgers	0	0	0.00	1	0	0	0	0	0	1.0	1	0	0	0	0	0	0	2	1.00	.250	4	0	0
2022	AAA	Oklahoma City Dodgers	1	0	3.09	12	0	0	0	0	1	11.2	10	4	4	1	0	5	0	10	1.29	.222	45	1	0
Career	MLB	1 Team	6	1	2.75	59	2	0	0	1	2	55.2	45	17	17	3	6	21	2	56	1.19	.220	205	3	0
Career	Minors	8 Teams	20	28	4.34	139	77	0	0	2	7	400.2	430	235	193	34	18	146	0	394	1.44	.273	1575	35	6



Michael Grove - RHP

Bats: Right / Throws: Right

Height: 6-3 / Weight: 200

Born: 12/18/1996 in Wheeling, W.V.

Acquired by Dodgers: Selected in the second round of the 2018 MLB Draft



2022:

• Pitched a total of 26 games (23 starts) between Double-A, Triple-A and the Majors...bulk of the season was spent with OKC (14 games; 12 starts) and was recalled by Los Angeles five times during the year.

• Made five starts with Tulsa before appearing with Los Angeles...held an 0-1 record with a 2.76 ERA and five walks against 22 strikeouts over 16.1 innings...limited Texas League opponents to a .180 batting average and had a 0.98 WHIP.

• Made his ML debut as a spot starter for Los Angeles against Philadelphia May 15 at Dodger Stadium, allowing four unearned runs and four hits over 3.2 innings, with three walks and three strikeouts...pitched a 1-2-3 first inning, recording his first ML strikeout against Alec Bohm...became the first Los Angeles Dodger since Danny Coulombe in Sept. 2014 to make his Major League debut straight from Double-A...was also the first player to be promoted to the Majors from Double-A in-season under President of Baseball Operations Andrew Friedman during his tenure with the Dodgers (2015-present) or Tampa Bay Rays (2006-14)...became the first member of the 2018 Dodgers' draft class to reach the Majors.

• Earned his first career ML win Sept. 25 against St. Louis after allowing one run and three hits over 5.0 innings.

• Appeared in 14 games (12 starts) with OKC, posting a 1-4 record with a 4.07 ERA, a 1.29 WHIP and 68 strikeouts in 59.2 IP...struck out a season-high 10 batters Aug. 17 at Sugar Land.

2021:

• Spent the entire season with Double-A Tulsa, compiling a 1-4 record with a 7.86 ERA and a team-leading 88 strikeouts in 21 appearances (19 starts) with the Drillers.

• Allowed two or fewer runs in four of final six outings...during that span posted a 4.10 ERA with a 1.18 WHIP...recorded 33 strikeouts against five walks...in final three starts, allowed three runs and six hits across 12.0 innings; held opponents 6-for-42 with 13 strikeouts.

Career:

• Enters the fifth season of his professional career ranked as the No. 18 prospect for the Dodgers by *Baseball America*...originally signed by Los Angeles in the second round of the 2018 MLB Draft from West Virginia University even though he did not play that season while recovering from Tommy John surgery.

• Named to the All-Big 12 Second Team after recording 61 strikeouts with a 2.87 ERA as a sophomore...took a perfect game into the eighth inning against Kansas on April 8, 2017...had his season cut short after suffering an arm injury.

• Honored as a member of the All-Big 12 Honorable Mention Team as a freshman after posting a 2-4 record with 56 strikeouts in 45.0 innings.

Grove's Career Stats

Season	League	Team	W	L	ERA	GS	CG	SHO	SV	SVO	IP	H	R	ER	HR	HB	BB	IBB	SO	WHIP	AVG	AB	WP	BK
2019	A(Adv)	Rancho Cucamonga Quakes	0	5	6.10	21	21	0	0	0	51.2	61	37	35	7	1	19	0	73	1.55	.293	208	7	0
2020	DID NOT PLAY																							
2021	AA	Tulsa Drillers	1	4	7.86	21	19	0	0	0	71.0	85	62	62	19	1	42	0	88	1.79	.290	293	11	0
2022	AA	Tulsa Drillers	0	1	2.76	5	5	0	0	0	16.1	11	8	5	1	0	5	0	22	0.98	.180	61	3	0
2022	AAA	Oklahoma City Dodgers	1	4	4.07	14	12	0	0	0	59.2	56	32	27	10	1	21	0	68	1.29	.247	227	5	0
2022	MLB	Los Angeles Dodgers	1	0	4.60	7	6	0	0	0	29.1	32	21	15	6	0	10	1	24	1.43	.260	123	2	0
Career	MLB	1 Team	1	0	4.60	7	6	0	0	0	29.1	32	21	15	6	0	10	1	24	1.43	.260	123	2	0
Career	Minors	3 Teams	2	14	5.84	61	57	0	0	0	198.2	213	139	129	37	3	87	0	251	1.51	.270	789	26	0



Justin Hagenman - RHP

Bats: Right / Throws: Right

Height: 6-3 / Weight: 205

Born: 10/7/1996 in Voorhees, N.J.

Acquired by Dodgers: Selected in 23rd round of the 2018 MLB Draft



2022:

- Appeared in five games with Double-A Tulsa before being promoted to OKC April 26...tossed 2.1 scoreless innings with four strikeouts the same day against Sugar Land in his Triple-A debut.
- Made 41 appearances (two starts) with OKC, posting a 4-2 record with one save, a 6.08 ERA, a 1.52 WHIP and 55 strikeouts over 53.1 innings...ranked fourth on the team in appearances.
- Over final 21 games of the season, posted a 3.60 ERA with 27 strikeouts against eight walks across 25.0 innings...allowed one or no runs in 19 of the 21 outings.
- Held a 1-1 record with a 2.79 ERA and 10 strikeouts in his five relief appearances with Tulsa...had a 0.83 WHIP over 9.2 IP as opponents went 7-for-37...notched 10 strikeouts against one walk.

2021:

- Spent the entire season with Double-A Tulsa, posting a 7-4 record with a 3.45 ERA and six saves in 38 appearances (two starts).
- Tied for the team lead in wins and ranked second in saves...77 strikeouts were good for third-best on the team — but most among relievers — trailing only Michael Grove (88) and Ryan Pepiot (81)...had a 4.3 strikeout-to-walk ratio.
- Pitched at least 2.0 innings in 16 of 38 games.
- Made his Double-A debut May 6 against Amarillo, allowing just one hit and striking out five (including four in a row) in 2.1 innings of relief.

Career:

- Selected in the 23rd round of the 2018 MLB Draft by the Dodgers from Penn State...named a member of the 2016 Big Ten All-Freshman Team after leading the Nittany Lions in starts (14), wins (6) and innings pitched (82.0) with a 3.84 ERA.
- Named Pioneer League Pitcher of the Week Sept. 3, 2018 as a member of the Ogden Raptors.
- Earned the win in a 2015 start with Penn State in an exhibition game against the Huracanes de Mayabeque, becoming the first American pitcher to earn a win against a Cuban National Series team.

Hagenman's Career Stats

Season	League	Team	W	L	ERA	G	GS	CG	SHO	SV	SVO	IP	H	R	ER	HR	HB	BB	IBB	SO	WHIP	AVG	AB	WP	BP		
2018	ROK	Ogden Raptors	3	0	4.09	10	0	0	0	0	0	22.0	19	10	10	2	0	6	0	23	1.14	.232	82	1	0		
2018	A(Full)	Great Lakes Loons	1	0	6.75	4	0	0	0	0	0	8.0	13	6	6	2	0	2	0	6	1.88	.361	36	0	1		
2019	A(Full)	Great Lakes Loons	6	2	2.24	33	1	0	0	6	7	76.1	64	25	19	2	7	18	2	64	1.07	.223	287	5	0		
2020	DID NOT PLAY																										
2021	AA	Tulsa Drillers	7	4	3.45	38	2	0	0	6	10	62.2	54	25	24	6	1	18	1	77	1.15	.230	235	1	1		
2022	AA	Tulsa Drillers	1	1	2.79	5	0	0	0	0	1	9.2	7	3	3	1	1	1	0	10	0.83	.189	37	0	1		
2022	AAA	Oklahoma City Dodgers	4	2	6.08	41	2	0	0	1	1	53.1	60	36	36	8	3	21	0	55	1.52	.286	210	4	0		
Career	Minors	4 Teams	22	9	3.80	131	5	0	0	13	19	232.0	217	105	98	21	12	66	3	235	1.22	.245	887	11	3		



Yonny Hernández - IF

Bats: Switch / Throws: Right

Height: 5-9 / Weight: 140

Born: 5/5/1998 in Maturín, Venezuela

Acquired by Dodgers: Trade with Oakland,
Dec. 15, 2022



2022:

• Began the season in the Rangers organization with Triple-A Round Rock, but made just one appearance before being traded to Arizona April 7.

• Primarily spent the season at Triple-A Reno and was recalled by Arizona four times...appeared in 70 games for Reno, slashing .244/.353/.328 with six doubles, six triples, one home run and 31 RBI.

• Saw action in just 12 games with Arizona, accruing only 28 plate appearances...went 2-for-24 with two walks.

• Went 30-for-35 in stolen base attempts with Reno, marking the third season of his career with 30-plus stolen bases...led the Aces in steals and ranked tied for seventh in the PCL.

• Committed just three errors in 264 total chances while playing second base (44 games), shortstop (12 games) and third base (11 games) while with Reno.

2021:

• Began the season with Triple-A Round Rock, posting a .250/.424/.323 slashline with seven doubles, two triples, one home run and 13 RBI in 61 appearances before being promoted to Texas...had seven more walks than strikeouts during his time with the Express...also stole 21 bases.

• Made his ML debut Aug. 5 against the Angels, going 0-for-2 with a walk...picked up his first ML hit the following day in Oakland with a single off of Chris Bassitt.

• Finished the season with the Rangers, ending the campaign with a .217 average, 31 hits, six RBI, 11 stolen bases and 17 walks.

• Played for Team Venezuela during the Olympics.

Career:

• Enters his ninth professional season and first in the Dodgers organization...originally signed by Texas as a free agent July 2, 2014.

• Has drawn more walks (325) than strikeouts (307) during his Minor League career (531 games)...owns a career .388 OBP.

• Named a 2019 Carolina League Mid-Season All-Star after slashing .298/.422/.329 with five doubles, one triple, 30 RBI and 16 stolen bases in 67 first-half games with High-A Down East.

• Honored as a 2018 MiLB.com Organization All-Star after posting a .260/.371/.327 slashline with 12 doubles, three triples, two home runs, 41 RBI and a team-high 44 steals in 115 games with Class-A Hickory.

• Played for Venezuela in the 2011 Little League World Series in Williamsport, Pa...hit two home runs in an 8-0 win over British Columbia as team Venezuela reached the semifinals of the international bracket.

Hernández's Career Stats

Season	League	Team	AVG	G	AB	R	H	2B	3B	HR	RBI	BB	IBB	SO	SB	CS	OBP	SLG	OPS	
2015	ROK	DSL Rangers	.233	44	150	33	35	4	1	0	13	26	0	30	5	8	.366	.273	.639	
2016	ROK	DSL Rangers	.293	61	215	55	63	4	6	0	31	37	0	22	32	9	.402	.367	.769	
2017	ROK	AZL Rangers	.231	32	117	25	27	7	0	0	12	24	0	11	13	2	.370	.291	.661	
2017	A(Short)	Spokane Indians	.250	18	56	13	14	2	0	1	9	12	0	12	4	3	.386	.339	.725	
2017	AA	Frisco RoughRiders	.000	3	3	0	0	0	0	0	0	0	0	1	0	0	.000	.000	.000	
2018	A(Full)	Hickory Crawdads	.260	115	361	56	94	12	3	2	40	58	0	65	44	15	.371	.327	.698	
2018	AA	Frisco RoughRiders	.273	4	11	3	3	0	0	1	4	0	0	3	2	0	.438	.273	.711	
2019	A(Adv)	Down East Wood Ducks	.298	72	245	42	73	6	1	0	34	48	0	47	17	14	.426	.331	.757	
2019	AA	Frisco RoughRiders	.276	50	170	28	47	5	2	0	16	30	0	25	16	4	.394	.329	.723	
2020	DID NOT PLAY																			
2021	AAA	Round Rock Express	.250	61	192	42	48	7	2	1	13	51	0	44	21	10	.424	.323	.747	
2021	MLB	Texas Rangers	.217	43	143	15	31	5	0	0	6	17	0	32	11	2	.315	.252	.567	
2022	AAA	Round Rock Express	.000	1	3	0	0	0	0	0	0	0	0	0	0	0	.000	.000	.000	
2022	AAA	Reno Aces	.244	70	250	49	61	6	6	1	31	35	0	47	30	5	.353	.328	.681	
2022	MLB	Arizona Diamondbacks	.083	12	24	2	2	0	0	0	2	0	0	4	2	0	.154	.083	.237	
Career	MLB	2 Teams	.198	55	167	17	33	5	0	0	6	19	0	36	13	2	.293	.228	.521	
Career	Minors	8 Teams	.262	531	1773	346	465	53	21	5	200	325	0	307	184	70	.388	.324	.712	



Jason Heyward - OF

Bats: Left / Throws: Left

Height: 6-5 / Weight: 240

Born: 8/9/1989 in Ridgewood, N.J.

Acquired by Dodgers: Signed as a free agent,
Dec. 8, 2022



2022:

• Played his seventh season with the Chicago Cubs and appeared in 48 games before a knee injury landed him on the IL in late June...slashed .204/.278/.277 with five doubles, one triple, one home run and 10 RBI in his final season with the Cubs.

• Removed from the active roster and did not play another game after Cubs president of baseball operations Jed Hoyer announced Heyward would not return in 2023 on Aug. 2...remained with the team as a veteran voice of leadership in the clubhouse for the remainder of the season.

2021:

• Played in 102 games with the Cubs, posting a .214/.280/.347 slashline with 15 doubles, two triples, eight home runs and 30 RBI...seven of his eight home runs came at Wrigley Field.

• Faced three separate stints on the IL with a strained left hamstring (May 20-June 5), left index finger inflammation (Aug. 4-15) and a concussion (Sept. 12 through the end of the season).

• Responsible for two walk-off wins on the season, with an RBI single April 22 against the Mets and a three-run homer Aug. 8 against Cincinnati.

Career:

• Enters his 17th season of professional baseball and the first as a Dodger...originally selected 14th overall by Atlanta in the 2007 MLB Draft from Henry County High School in McDonough, Ga.

• Launched a three-run shot an estimated 471 feet in his first ML plate appearance against Cubs pitcher Carlos Zambrano on April 5, 2010...became the 11th player in franchise history to hit a home run in his ML debut...named a 2010 NL All-Star, but did not play in the game due to injury.

• Ended his rookie season slashing .277/.393/.456 with 29 doubles, five triples, 18 home runs and 72 RBI...finished second in NL Rookie of the Year voting to Buster Posey, but was named *Baseball America's* 2010 NL Rookie of the Year.

• Has won five Rawlings Gold Glove awards, including four-straight from 2014-17...also won the 2014 Wilson Overall Defensive Player of the Year Award.

• Won the 2016 World Series with the Chicago Cubs...appeared in 16 postseason games, including six of the seven games in the World Series.

• Is one of just 49 left-handed hitters since 1900 to reach 250 doubles, 107 homers and 100 steals in their careers.

• Enters 2023 with the 16th-most MLB games played among active players (1,579).

Heyward's Career Stats

Season	League	Team	AVG	G	AB	R	H	2B	3B	HR	RBI	BB	SO	CS	OBP	SLG	OPS
2007	MLB	Chicago Cubs	.213	4	16	3	4	0	0	0	0	2	4	0	.333	.375	.708
2008	A(Full)	Davieville Braves	.323	120	449	HR	145	27	6	11	52	49	3	5	.444	.613	.871
2008	A(Adv)	Atlanta Braves	.312	7	22	4	7	0	0	2	0	7	4	0	.380	.476	.856
2009	A(Adv)	Myrtle Beach Pelicans	.296	49	189	34	56	12	0	10	31	21	0	3	.369	.519	.888
2009	AAA	Mississippi Braves	.352	49	176	32	57	13	4	7	23	0	1	0	.446	.611	1.057
2009	AAA	Gwinnett Braves	.364	3	16	4	0	0	0	0	30	28	1	0	.462	.364	.826
2011	AAA	Atlanta Braves	.277	142	520	83	144	29	0	18	2	1	128	11	.336	.486	.822
2011	AAA	Gwinnett Braves	.267	248	996	160	18	2	0	4	2	51	4	2	.319	.389	.708
2012	MLB	Atlanta Braves	.269	158	587	93	158	30	6	27	82	1	152	21	.335	.479	.814
2012	MLB	Atlanta Braves	.251	149	538	74	126	26	3	14	58	48	0	4	.349	.427	.776
2013	MLB	Atlanta Braves	.251	149	538	74	126	26	3	14	58	48	0	4	.349	.427	.776
2013	MLB	St. Louis Cardinals	.271	3	11	2	1	0	0	0	2	4	0	0	.325	.371	.696
2015	MLB	Atlanta Braves	.293	154	547	79	160	33	4	13	60	56	4	90	.359	.439	.798
2017	MLB	Chicago Cubs	.230	142	530	61	122	27	1	0	49	54	0	0	.306	.328	.634
2017	A(Full)	Savannah Cubs	.251	156	432	59	81	15	4	0	0	41	1	67	.320	.416	.736
2018	MLB	Chicago Cubs	.270	127	440	67	119	23	4	8	57	42	1	4	.335	.395	.730
2018	MLB	Chicago Cubs	.241	147	511	76	129	20	2	21	62	60	5	130	.311	.409	.720
2020	MLB	Chicago Cubs	.265	50	147	20	39	0	0	0	24	11	0	0	.392	.456	.848
2021	MLB	Atlanta Braves	.244	48	137	15	28	5	2	0	10	11	0	0	.300	.349	.649
2021	MLB	Chicago Cubs	.244	48	137	15	28	5	2	0	10	11	0	0	.300	.349	.649
2022	MLB	Los Angeles Dodgers	.204	48	137	15	28	5	2	0	10	11	0	0	.278	.327	.605
2022	MLB	St. Louis Cardinals	.257	1579	5527	781	1422	260	39	159	641	644	24	1101	.339	.460	.795
Career	Career	Career	.269	1579	5527	781	1422	260	39	159	641	644	24	1101	.339	.460	.795
Career	Starters	B Teams	.319	251	914	169	292	61	10	30	134	112	8	147	.27	.393	.667



Bryan Hudson - LHP

Bats: Left / Throws: Left
 Height: 6-8 / Weight: 220
 Born: 5/8/1997 in Godfrey, Ill.
 Acquired by Dodgers: Signed as a free agent,
 Dec. 13, 2022



2022:

- Appeared in 35 total games in the Cubs organization between Double-A Tennessee and Triple-A Iowa...went 4-3 with four saves and a 3.66 ERA...notched 76 strikeouts and held opponents to a .229 batting average over 59.0 innings.
- Began the season with Tennessee, posting a 3-1 record with a 2.08 ERA and 18 strikeouts in eight relief appearances before being promoted to Triple-A Iowa May 10.
- Made 31 relief appearances with Iowa during his first extended stay at Triple-A, ending the campaign at 1-2 with a 4.11 ERA, 1.35 WHIP and 58 strikeouts.
- While with Iowa, held right-handed batters to a .198 batting average and .583 OPS.

2021:

- Appeared in relief in 31 games with Double-A Tennessee, compiling a 6-3 record with a 3.13 ERA, a 1.10 WHIP and 51 strikeouts before earning his first promotion to Triple-A Iowa.
- Struggled in his Triple-A debut Sept. 18 at Omaha, surrendering seven earned runs on four hits, including three home runs, while issuing three walks and striking out one in just 1.0 IP...ended up allowing a total of 13 runs, nine hits and eight walks over 4.0 innings with Iowa.

Career:

- Selected in the third round of the 2015 MLB Draft by the Chicago Cubs out of Alton High School in Alton, Ill.
- Was primarily a starting pitcher during his first five seasons of pro ball before converting to a relief role in 2021.
- Struck out a career-high seven batters with Class-A Short Season Eugene Sept. 2, 2016, against the Tri-City Dust Devils...replicated the feat with Class-A Advanced Myrtle Beach April 20, 2018 against the Delmarva Shorebirds.
- Did not play in 2020 due to the cancellation of the Minor League season.
- Was ranked as the No. 13 prospect in the Cubs system in 2018 by *Baseball America*.

Hudson's Career Stats

Season	League	Team	W	L	ERA	G	GS	CG	SHO	SV	SVO	IP	H	R	ER	HR	HB	BB	IBB	SO	WHIP	AVG	AB	WP	BK			
2015	ROK	AZL Cubs	0	0	2.70	5	0	0	0	0	0	6.2	6	4	2	0	1	2	0	5	1.20	.222	27	2	1			
2016	A(Short)	Eugene Emeralds	5	4	5.06	13	13	0	0	0	0	58.2	56	37	33	4	3	41	0	41	1.65	.262	214	4	0			
2017	A(Full)	South Bend Cubs	9	3	3.91	24	24	0	0	0	0	124.1	128	65	54	10	9	52	0	81	1.45	.272	471	9	0			
2018	A(Adv)	Myrtle Beach Pelicans	6	11	4.70	23	23	0	0	0	0	113.0	102	72	59	4	12	58	0	78	1.42	.241	424	14	2			
2019	ROK	AZL Cubs	1	0	2.45	4	2	0	0	0	0	7.1	6	2	2	0	0	0	0	8	0.82	.200	30	0	0			
2019	A(Adv)	Myrtle Beach Pelicans	1	2	5.22	7	7	0	0	0	0	29.1	34	17	17	5	0	8	0	24	1.43	.288	118	2	0			
2020	DID NOT PLAY																											
2021	AA	Tennessee Smokies	6	3	3.13	31	0	0	0	0	0	4	54.2	38	25	19	2	4	22	0	51	1.10	.200	190	6	0		
2021	AAA	Iowa Cubs	0	1	27.00	4	0	0	0	0	0	4.0	9	13	12	3	1	8	0	4	4.25	.429	21	0	0			
2022	AA	Tennessee Smokies	3	1	2.08	8	0	0	0	3	4	13.0	10	4	3	1	0	5	0	18	1.15	.222	45	0	0			
2022	AAA	Iowa Cubs	1	2	4.11	31	0	0	1	2	4	46.0	40	24	21	4	3	22	0	58	1.35	.231	173	2	0			
Career	Minors	6 Teams	32	27	4.37	150	69	0	0	4	10	457.0	429	263	222	33	33	218	0	368	1.42	.250	1713	39	3			



Andre Jackson - RHP

Bats: Right / Throws: Right

Height: 6-3 / Weight: 210

Born: 5/1/1996 in Vail, Ariz.

Acquired by Dodgers: Selected in the 12th round
of the 2017 MLB Draft



2022:

- Spent the majority of the season in Triple-A with Oklahoma City, posting a 2-7 record with a 5.00 ERA and 76 strikeouts in 21 games (19 starts)...led the team in starts and was fourth in strikeouts...during final seven appearances (five starts) with OKC went 2-1 with one save and a 3.26 ERA over 30.1 innings; allowed 12 runs (11 ER) and 25 hits, with opponents batting .216 with 33 strikeouts.
- Recalled by Los Angeles six times throughout the season...made four relief outings compiling a 1.86 ERA, 1.34 WHIP and nine strikeouts in 9.2 IP...earned a save Sept. 25 vs. St. Louis after throwing the final 3.0 innings of a 4-1 win.
- Tied a career-high with 10 strikeouts over 5.0 innings Aug. 2 at Salt Lake, while allowing four hits and issuing three walks in a 2-1 Dodgers victory...was his longest scoreless outing since July 22, 2021 with Double-A Tulsa against Northwest Arkansas (also 5.0 IP)...first double-digit strikeout game since May 13, 2019 with Single-A Great Lakes against Dayton.
- Tossed the final four innings of a 5-3 win at Round Rock Sept. 4, pitching the back half of a tandem with Michael Grove...entered the game in the sixth inning with OKC leading, 5-3, and preserved the lead throughout his outing...faced the minimum and retired 10 of 12 batters; erased both baserunners on double plays...retired the final eight batters faced.

2021:

- Began the season with Double-A Tulsa, compiling a 3-2 record with a 3.27 ERA and 75 strikeouts in 15 appearances (13 starts) before being promoted to Triple-A in late July...at the time of his promotion, led Double-A Central with both a 1.04 WHIP and .201 BAA...ranked third in the circuit in ERA...held opponents to two or fewer runs in 12 of 15 outings with Tulsa.
- Earned a win in his Triple-A debut Aug. 3 at Round Rock after going 5.0 innings with two earned runs on three hits while recording three strikeouts...finished the season with a 2-3 record, a 5.13 ERA and 23 strikeouts in six games (five starts) for Oklahoma City.
- Made ML debut Aug. 16 at Dodger Stadium against Pittsburgh...threw 4.0 scoreless innings following opener Justin Bruhl...allowed two hits (both singles) with four walks and five strikeouts...per STATS Perform, was the first player in the modern era to register at least five strikeouts and at least four walks while allowing no runs in a relief appearance during an MLB debut.
- Named to the NL roster of the 2021 Futures Game...threw 1.0 scoreless inning and retired three of four batters.

Career:

- Enters his seventh season in the organization...drafted by the Dodgers from the University of Utah in 2017 as a 12th round selection...primarily was an outfielder during college career and only made 12 pitching appearances.
- Missed his 2017 college season after undergoing Tommy John surgery...did not begin professional career until 2018 and made 18 appearances between Rookie-Level Ogden and Low-A Great Lakes.
- In 2019, made a combined 25 starts between Low-A Great Lakes and High-A Rancho Cucamonga...went 7-2 with a 3.06 ERA and 1.28 WHIP...held opponents to a .217 batting average...notched 141 strikeouts in 114.2 IP for an average of 11.1 strikeouts per 9.0 IP — best among starting pitchers in the Dodgers minor league system.

Jackson's Career Stats

Season	League	Team	W	L	ERA	G	GS	CG	SHO	SV	SVO	IP	H	R	ER	HR	HB	BB	IBB	SO	WHIP	AVG	AB	WP	BK			
2018	RK	AZL Dodgers	2	0	3.44	4	3	0	0	0	0	18.1	18	7	7	0	0	4	0	31	1.20	.254	71	0	0			
2018	A(Full)	Great Lakes Loons	1	5	4.35	14	14	0	0	0	0	49.2	48	29	24	3	2	41	0	45	1.79	.257	187	7	1			
2019	A(Full)	Great Lakes Loons	4	1	2.23	10	10	0	0	0	0	48.1	29	13	12	1	0	19	0	50	0.99	.172	169	5	0			
2019	A(Adv)	Rancho Cucamonga Quakes	3	1	3.66	15	15	0	0	0	0	66.1	61	30	27	5	6	38	0	91	1.49	.248	246	8	1			
2020	DID NOT PLAY																											
2021	A	Rancho Cucamonga Quakes	0	0	1.59	1	1	0	0	0	0	5.2	4	1	1	1	1	1	0	5	0.88	.182	22	0	0			
2021	AA	Tulsa Drillers	3	2	3.27	15	13	0	0	0	0	63.1	46	24	23	12	4	20	0	75	1.04	.201	229	4	2			
2021	AAA	Oklahoma City Dodgers	2	3	5.13	6	5	0	0	0	0	26.1	26	16	15	6	0	9	0	23	1.33	.250	104	2	0			
2021	MLB	Los Angeles Dodgers	0	1	2.31	3	0	0	0	1	1	11.2	10	3	3	1	0	6	0	10	1.37	.238	42	0	1			
2022	AAA	Oklahoma City Dodgers	2	7	5.00	21	19	0	0	1	1	75.2	68	48	42	10	1	61	0	76	1.70	.234	291	11	5			
2022	MLB	Los Angeles Dodgers	0	0	1.86	4	0	0	0	1	1	9.2	9	3	2	0	0	4	0	9	1.34	.243	37	0	0			
Career	MLB	1 Team	0	1	2.11	7	0	0	0	2	2	21.1	19	6	5	1	0	10	0	19	1.36	.241	79	0	1			
Career	Minors	6 Teams	17	19	3.84	86	80	0	0	1	1	353.2	300	168	151	38	14	193	0	396	1.39	.227	1319	37	9			



Jahmai Jones - IF

Bats: Right / Throws: Right

Height: 6-0 / Weight: 210

Born: 8/4/1997 in Roswell, Ga.

Acquired by Dodgers: Signed as a free agent,
July 23, 2022



2022:

• Appeared in 27 games with Triple-A Norfolk, slashing .212/.339/.343 with five doubles, one triple, two home runs and seven RBI before undergoing Tommy John Surgery May 27...did not appear in a game after May 8.

• Designated for assignment May 28 and released June 3...signed a two-year minor league deal with the Dodgers July 23.

2021:

• Traded from Los Angeles (AL) to Baltimore for Alex Cobb Feb. 21 and was assigned to Triple-A Norfolk.

• Spent the majority of the season with Norfolk, posting a .243/.337/.431 slashline with nine doubles, three triples, 11 home runs and 37 RBI in 70 appearances.

• Hit a home run and two triples May 5 at Jacksonville in his second game of the season...had a 13-game hitting streak May 9-June 19; went 20-for-47 (.426) with 14 RBI; included four straight multi-RBI games and a stretch of five multi-RBI efforts within six games June 6-15.

• Made 26 appearances with Baltimore from Aug. 24-Oct. 2, going 10-for-67 (.149) with three RBI and 26 strikeouts.

Career:

• Enters his ninth pro season and his first with the Dodgers...originally selected by the Angels in the second round of the 2015 MLB Draft from Wesleyan School in Peachtree Corners, Ga.

• Made his ML debut with the Angels Aug. 31, 2020 against Seattle as a pinch runner...recorded his first ML hit Sept. 26 at Dodger Stadium with a two-run single off Tony Gonsolin.

• Added to the Angels' 40-man roster at the end of the 2019 season.

• Named a 2018 California League Mid-Season All-Star with High-A Inland Empire after posting a .246/.347/.408 slashline with eight doubles, five triples, seven home runs and 31 RBI in 60 games.

• Honored as a 2016 and 2017 MiLB.com Angels Organization All-Star...selected as a 2016 Pioneer League Mid-Season All Star with Rookie-Level Orem.

• Was the highest draft pick in Wesleyan School history until Arizona selected Druw Jones with the second overall pick in the 2022 MLB Draft.

• His late father, Andre Jones, played for the Detroit Lions in 1992.

Jones' Career Stats

Season	League	Team	AVG	G	AB	R	H	2B	3B	HR	RBI	BB	IBB	SO	SB	CS	OBP	SLG	OPS
2015	ROK	AZL Angels	.244	40	160	28	39	6	2	2	20	17	1	33	16	7	.330	.344	.674
2016	ROK	Orem Owlz	.321	48	196	49	63	12	3	3	20	21	2	29	19	6	.404	.459	.863
2016	A(Full)	Burlington Bees	.242	16	62	8	15	1	0	1	10	5	0	13	1	0	.294	.306	.600
2017	A(Full)	Burlington Bees	.272	86	346	54	94	18	4	9	30	32	1	63	18	7	.338	.425	.763
2017	A(Adv)	Inland Empire 66ers	.302	41	172	32	52	11	3	5	17	13	0	43	9	6	.368	.488	.856
2018	A(Adv)	Inland Empire 66ers	.235	75	298	47	70	10	5	8	35	43	0	63	13	3	.338	.383	.721
2018	AA	Mobile BayBears	.245	48	184	33	45	10	4	2	20	24	0	51	11	1	.335	.375	.710
2019	AA	Mobile BayBears	.234	130	482	66	113	22	3	5	50	50	0	109	9	11	.308	.324	.632
2020	MLB	Los Angeles Angels	.429	3	7	2	3	0	0	0	1	0	0	2	0	0	.429	.429	.858
2021	A+	Aberden IronBirds	.500	3	8	2	4	0	0	1	2	0	0	1	0	0	.556	.875	1.431
2021	AAA	Norfolk Tides	.243	70	255	34	62	9	3	11	37	35	0	68	11	3	.337	.431	.768
2021	MLB	Baltimore Orioles	.149	26	67	5	10	3	0	0	3	4	0	26	1	0	.208	.194	.402
2022	AAA	Norfolk Tides	.212	27	99	15	21	5	1	2	7	14	0	23	2	1	.339	.343	.682
Career	MLB	2 Teams	.176	29	74	7	13	3	0	0	4	4	0	28	1	0	.228	.216	.444
Career	Minors	7 Teams	.256	584	2262	368	578	104	28	49	248	254	4	496	109	45	.338	.391	.729



James Jones - LHP

Bats: Left / Throws: Left
 Height: 6-3 / Weight: 205
 Born: 9/24/1988 in Brooklyn, N.Y.
 Acquired by Dodgers: Signed as a free agent,
 Dec. 12, 2022



2022:

- Did not see game action until July due to injury...after a total of six rehab appearances with the AZL Rangers and Double-A Frisco, joined Triple-A Round Rock in early August.
- Appeared in 16 games for Round Rock and went 0-0 with a 5.93 ERA, 1.61 WHIP and 19 strikeouts over 13.2 innings...held opponents to a .180 batting average...did not allow an earned run in 13 of 16 games.

2021:

- Spent the entire season as a member of the Round Rock bullpen, ending the season with a 2-2 record, a 5.14 ERA, 24 strikeouts and 10 walks in 21 appearances (21.0 IP)...did not pitch after July 30 due to injury.
- Recorded at least one strikeout in 16 of his 21 outings...never walked more than one batter per game.

Career:

- Enters his 15th professional season and his eighth as a pitcher...originally selected as an outfielder by Seattle in the fourth round of the 2009 MLB Draft out of Long Island University Brooklyn...has yet to pitch in a ML game, although played in 136 ML games an outfielder between 2014-15.
- Did not play in 2020 after suffering a torn patellar tendon in his right knee during a freak injury at home.
- Named a 2019 Texas League Mid-Season All-Star after posting a 1-1 record with a 3.34 ERA and 42 strikeouts while holding opponents to a .198 average in 25 first-half relief appearances for Double-A Frisco.
- Made his ML debut with Seattle April 18, 2014 as a pinch hitter against Miami and recorded his first hit with an infield single off of AJ Ramos.
- Joined Edgar Martinez as the only players in Seattle's franchise history to hit safely in each of their first 10 ML starts and set the team record with 13 hits over his first 10 ML starts.
- Became the second player in Mariners history after Ichiro Suzuki to record four hits and three stolen bases in the same game on June 30, 2014 at Houston.
- Traded to Texas along with Tom Wilhelmson and Patrick Kivlehan in exchange for Leonys Martin and Anthony Bass Nov. 16, 2015...began the 2016 season as a position player, but transitioned to pitching later that season.
- Missed all of the 2017 campaign after undergoing Tommy John surgery.

Jones' Career Stats

Season	League	Team	W	L	ERA	G	GS	CG	SHO	SV	SVO	IP	H	R	ER	HR	HB	BB	IBB	SO	WHIP	AVG	AB	WP	BK			
2016	ROK	AZL Rangers	0	0	0.00	2	0	0	0	0	0	2.0	2	0	0	0	0	0	0	3	1.00	.222	9	0	0			
2016	A(Fall)	Hickory Crawdads	0	0	54.00	1	0	0	0	0	0	0.2	4	4	4	0	1	0	0	0	7.50	.800	5	2	0			
2017	ROK	AZL Rangers	0	0	5.40	4	1	0	0	0	0	3.1	3	4	2	0	1	4	0	3	2.10	.273	11	1	0			
2018	ROK	AZL Rangers	0	0	2.25	2	2	0	0	0	0	4.0	3	1	1	0	0	1	0	3	1.00	.200	15	0	0			
2018	A(Adv)	Down East Wood Ducks	1	1	5.93	10	0	0	0	0	0	13.2	20	14	9	0	2	9	0	10	2.12	.345	58	1	0			
2018	AA	Frisco RoughRiders	0	0	10.50	6	0	0	0	0	0	6.0	10	8	7	2	1	3	0	7	2.17	.357	28	1	0			
2018	AAA	Round Rock Express	0	0	10.29	5	0	0	0	0	0	7.0	11	8	8	2	1	5	0	2	2.29	.379	29	3	0			
2019	AA	Frisco RoughRiders	1	1	2.56	40	0	0	0	2	2	56.1	38	22	16	6	6	29	1	64	1.19	.199	199	5	0			
2019	AAA	Nashville Sounds	1	0	3.52	5	0	0	0	0	0	7.2	6	3	3	0	1	1	0	7	0.91	.231	26	1	0			
2020	DID NOT PLAY																											
2021	AAA	Round Rock Express	2	2	5.14	21	0	0	0	0	0	21.0	21	13	12	4	1	10	0	24	1.48	.269	78	1	1			
2022	ROK	AZL Rangers	3	0	0.00	4	1	0	0	0	0	5.0	3	0	0	0	1	0	0	12	0.60	.167	18	0	0			
2022	AA	Frisco RoughRiders	1	0	0.00	2	0	0	0	0	0	2.1	0	0	0	0	0	2	0	5	0.86	.000	6	0	0			
2022	AAA	Round Rock Express	0	0	5.93	16	0	0	0	1	2	13.2	9	12	9	0	3	13	0	19	1.61	.180	50	3	0			
Career	Minors	6 Teams	9	4	4.48	118	4	0	0	3	5	142.2	130	89	71	14	17	78	1	159	1.46	.244	532	18	1			



Marshall Kasowski - RHP

Bats: Left / Throws: Right

Height: 6-3 / Weight: 215

Born: 3/10/1995 in Conroe, Texas

Acquired by Dodgers: Selected in the 13th round of the 2017 MLB Draft



2022:

• Spent the entire season with Oklahoma City, posting a 1-0 record with a 3.70 ERA, 1.36 WHIP and 68 strikeouts while limiting opponents to a .192 average over 56.0 innings...finished third on the team in appearances.

• Allowed just three home runs all season and did not allow his first home run until Aug. 24.

• From April 28-Aug. 13, posted a 1.27 ERA (5 ER/35.1 IP) over 29 appearances...racked up 41 strikeouts and held opponents to a .176 batting average to go along with a 1.16 WHIP.

• Struck out five of six batters faced June 15 at Reno...most strikeouts in an appearance since 2018.

2021:

• Appeared in just 13 total games between the ACL Dodgers and Triple-A Oklahoma City due to injury...limited to 12.1 total innings.

• Made his Triple-A debut Aug. 14 against Round Rock, allowing a double but striking out the side in one inning of relief...finished the season allowing four runs and nine hits with nine strikeouts in seven relief appearances for OKC, totaling 7.0 innings.

Career:

• Selected by the Dodgers in the 13th round of the 2017 MLB Draft out of West Texas A&M.

• Spent the entire 2020 season at the Dodgers' Alternate Training Site.

• On April 14, 2019, pitched the eighth inning of a combined no-hitter with Mitch White, Parker Curry and Louis Head...Tulsa lost the game, 1-0, in 10 innings, becoming the first Texas League team to throw a no-hitter and lose since July 22, 1939.

• Had a dominant 2018 season, rising from Low-A to Double-A...made 41 total appearances across three levels and had a 2.09 ERA, 1.05 WHIP and .136 BAA...struck out 111 batters in 64.2 innings.

• Played two seasons at the University of Houston before transferring to West Texas A&M...as a sophomore, was part of the 2015 Houston team that won the American Athletic Conference title and earned a No. 1 seed in the NCAA Tournament.

• Also played for Panola Junior College and helped the team to a Regional Tournament appearance... named First Team All-Conference.

• Was in a serious car accident in 2015, resulting in surgery to repair his gall bladder.

Kasowski's Career Stats

Season	League	Team	W	L	ERA	G	GS	CG	SHO	SV	SVO	IP	H	R	ER	HR	HB	BB	IBB	SO	WHIP	AVG	AB	WP	BK
2017	ROK	AZL Dodgers	0	0	0.00	4	0	0	0	0	1	5.1	1	0	0	0	3	0	9	0.75	.059	17	1	0	
2017	A(Full)	Great Lakes Loons	1	1	6.00	5	3	0	0	0	0	6.0	10	6	4	1	0	9	0	6	3.17	.357	28	0	1
2018	A(Full)	Great Lakes Loons	0	1	2.57	15	1	0	0	0	0	28.0	13	11	8	1	0	18	0	49	1.11	.133	98	2	0
2018	A(Adv)	Bancho Cuzcoanga Quakers	2	0	1.14	16	0	0	0	4	4	23.2	10	3	3	1	2	11	0	44	0.69	.128	78	2	0
2018	AA	Tulsa Drillers	0	0	2.77	10	0	0	0	1	2	13.0	7	4	4	2	0	9	0	18	1.23	.159	44	0	0
2019	ROK	AZL Dodgers	0	0	0.00	1	1	0	0	0	0	1.0	0	0	0	0	0	0	0	3	0.00	.000	3	0	0
2019	ROK	AZL Dodgers	0	0	0.00	1	1	0	0	0	0	1.1	1	0	0	0	0	0	0	2	0.75	.200	5	0	0
2019	AA	Tulsa Drillers	4	3	2.45	27	0	0	0	2	5	29.1	17	12	8	1	1	16	0	46	1.13	.162	105	2	0
2020	DID NOT PLAY																								
2021	ROK	AZL Dodgers	1	0	3.38	6	3	0	0	0	0	5.1	6	2	2	0	0	2	0	8	1.50	.286	21	0	0
2021	AAA	Oklahoma City Dodgers	0	0	5.14	7	0	0	0	0	0	7.0	9	4	4	0	0	7	1	9	2.29	.333	27	0	0
2022	AAA	Oklahoma City Dodgers	1	0	3.70	47	1	0	0	0	1	56.0	37	23	23	3	1	39	0	68	1.36	.192	193	3	1
Career	Minors	6 Teams	9	5	2.86	139	10	0	0	7	13	176.0	111	65	56	9	4	114	1	262	1.28	.179	619	10	2



Adam Kolarek - LHP

Bats: Left / Throws: Left
 Height: 6-3 / Weight: 215
 Born: 1/14/1989 in Baltimore, Md.
 Acquired by Dodgers: Signed as a free agent,
 Dec. 15, 2022



2022:

- Spent the majority of the season with Triple-A Las Vegas, posting a 2-3 record with a 6.10 ERA and 39 strikeouts in 37 relief appearances.
- Saw action in 15 ML relief outings with Oakland from April 12-May 28...compiled an 0-1 record with a 4.58 ERA, 1.58 WHIP and nine strikeouts.
- Optioned to Las Vegas May 29 then later designated for assignment June 30 before eventually being outrighted to Las Vegas.
- While with Las Vegas, limited left-handed hitters to a .215 batting average and .616 OPS...also fared significantly better away from hitter-friendly Las Vegas Ballpark, with a 3.86 ERA in road games.

2021:

- Traded to Oakland from the Los Angeles Dodgers Feb. 12 along with Cody Thomas in exchange for Gus Varland and Sheldon Neuse.
- Made the A's Opening Day roster and had an 8.00 ERA with four strikeouts in 12 relief outings before being optioned to Triple-A Las Vegas for the remainder of the season...the 12 ML appearances matched his fewest in five seasons in the majors (2017), while his ERA and opponent batting average (.341) were the highest of his career.
- Compiled a 1-0 record with a 6.75 ERA and 1.76 WHIP while striking out 27 batters in 37 relief appearances with Las Vegas.

Career:

- Begins his second stint with the Dodgers organization...initially was acquired July 31, 2019 from Tampa Bay in exchange for outfielder Niko Hulsizer.
- Made his ML debut June 29, 2017 with Tampa Bay at Pittsburgh, allowing one hit and striking out one in 1.1 innings...appeared in a total of 170 games in the Majors throughout his career between 2017-22 with the Rays, Dodgers and A's.
- Won the 2020 World Series with the Dodgers...appeared in four postseason contests, including Game 4 of the World Series.
- Selected by New York (NL) in the 11th round of the 2010 MLB Draft out of the University of Maryland...honored as a 2012 Florida State League Mid-Season and Post-Season All-Star in addition to being named an MiLB.com Organization All-Star for his efforts with High-A St. Lucie.

Kolarek's Career Stats

Season	League	Team	W	L	ERA	G	GS	CG	SHO	SV	SVO	IP	H	R	ER	HR	HH	BB	IBB	SO	WHIP	AVG	AB	WP	BK
2010	ROK	Kingstons Mets	0	0	3.86	5	0	0	0	0	0	9.1	3	4	1	1	3	0	15	0.64	1.00	30	0	0	
2010	A(Short)	Brockton Cyclones	2	1	2.89	17	0	0	0	1	3	28.0	16	11	9	3	2	14	0	30	1.07	1.68	95	2	0
2011	A(Full)	Savannah Sand Gnats	7	0	2.22	21	1	0	0	5	6	52.2	41	16	13	1	6	19	1	55	1.14	1.24	192	2	0
2011	A(Adv)	St. Lucie Mets	0	1	7.36	5	0	0	0	0	0	7.1	13	6	6	0	0	4	0	3	2.52	3.82	34	0	0
2012	A(Adv)	St. Lucie Mets	1	3	2.37	44	0	0	0	18	21	57.0	49	18	15	3	2	21	3	70	1.23	1.34	209	6	0
2012	AAA	Binghamton Mets	2	0	5.68	6	0	0	0	1	1	6.1	10	4	4	2	0	4	1	8	2.21	3.85	26	1	0
2013	AA	Binghamton Mets	3	3	1.71	44	0	0	0	1	3	63.0	47	15	12	3	2	22	1	63	1.10	1.04	230	3	0
2013	AAA	Las Vegas 51s	0	0	11.25	2	0	0	0	0	0	4.0	5	5	5	0	2	3	0	1	2.00	2.94	17	0	0
2014	AA	Binghamton Mets	1	2	6.07	48	0	0	0	2	4	56.1	77	45	38	2	6	21	1	43	1.74	1.84	245	2	0
2015	AA	Binghamton Mets	2	4	4.43	51	1	0	0	1	1	67.0	59	35	33	4	3	28	1	61	1.30	1.32	254	5	0
2016	AA	Montgomery Biscuits	3	2	3.32	13	0	0	0	2	19.0	14	15	7	0	2	12	0	17	1.37	1.94	72	2	0	
2016	AAA	Durham Bulls	0	2	3.05	34	0	0	0	3	41.1	28	15	14	1	4	23	0	46	1.23	1.94	144	2	0	
2017	AAA	Durham Bulls	3	4	1.65	41	0	0	0	2	6	43.2	37	9	8	0	3	16	1	46	1.21	1.26	164	3	0
2017	MLB	Tampa Bay Rays	1	0	6.48	12	0	0	0	0	0	8.1	9	6	6	2	4	4	2	4	1.56	2.90	21	1	0
2018	AA	Durham Bulls	5	1	1.61	31	1	0	0	4	4	44.2	35	8	8	1	2	12	1	52	1.05	1.16	162	1	0
2018	MLB	Tampa Bay Rays	1	0	3.93	31	0	0	0	2	5	34.1	38	15	15	0	1	1	19	1.25	2.84	134	0	0	
2019	MLB	Tampa Bay Rays	4	3	3.95	54	0	0	0	1	1	43.1	39	19	19	6	3	14	4	36	1.22	1.34	167	1	0
2019	MLB	Los Angeles Dodgers	2	0	0.77	26	0	0	0	0	0	11.2	9	3	1	1	1	0	2	9	0.94	1.09	43	0	0
2020	MLB	Los Angeles Dodgers	3	0	0.95	20	0	0	0	1	1	19.0	11	2	2	1	0	4	0	13	0.79	1.04	67	2	0
2021	AAA	Las Vegas Aviators	1	0	6.75	37	0	0	0	0	1	38.2	48	33	29	5	7	20	1	27	1.76	1.90	160	1	0
2021	MLB	Oakland Athletics	0	0	8.00	12	0	0	0	0	0	9.0	15	10	8	2	1	5	0	4	2.52	3.41	44	1	0
2022	AAA	Las Vegas Aviators	2	3	6.37	0	0	0	0	2	4	41.1	42	28	28	4	5	16	0	39	1.60	2.69	156	4	1
2022	MLB	Oakland Athletics	0	1	4.58	15	0	0	0	0	0	17.2	20	9	9	1	3	8	0	9	1.58	2.94	68	0	0
Career	MLB	3 Teams	11	4	3.77	170	0	0	0	4	7	143.1	141	64	60	13	12	42	7	94	1.28	1.55	554	5	0
Career	Minors	8 Teams	32	26	3.62	436	3	0	0	39	59	579.2	524	266	233	30	47	238	11	576	1.31	1.39	2190	34	1





Jordan Leasure - RHP

Bats: Right / Throws: Right

Height: 6-3 / Weight: 215

Born: 8/15/1998 in Brandon, Fla.

Acquired by Dodgers: Selected in the 14th round
of the 2021 MLB Draft



2022:

- Began the season with High-A Great Lakes, posting a 1.93 ERA and 0.96 WHIP in five games before being promoted to Double-A Tulsa...struck out 21 of the 37 total batters faced...struck out six of eight batters in his season debut April 9 vs. West Michigan.

- Spent the rest of the season in Tulsa's bullpen, amassing a 2-2 record with a 3.65 ERA and 63 strikeouts in 44 relief outings (49.1 IP)...converted five saves...had a 1.16 WHIP and Texas League opponents batted .208 for the season.

- After getting off to a bumpy start with Tulsa, notched a 1.66 ERA over his final 35 games of the season...during that span, struck out 47 batters in 38.0 innings with a 1.08 WHIP and .188 BAA.

2021:

- Made his professional debut after signing with the Dodgers...appeared in a total of eight games between the AZL Dodgers and Low-A Rancho Cucamonga.

- Appeared in four games for Low-A Rancho Cucamonga, earning his professional win Sept. 14 against Visalia in his final game of the season...finished the season with a 1-0 record and a 4.76 ERA while striking out six.

Career:

- Enters just his third professional season in the Dodgers organization...selected in the 14th round of the 2021 MLB Draft from the University of Tampa.

- Appeared in eight games (three starts) in his junior year with the Spartans, going 3-1 and tying his career-high with eight strikeouts Feb. 1, 2020, against Queens.

- Played for Riverview High School in Riverview, Fla...received First Team All-Tampa Bay honors and Second Team All-County honors.

Leasure's Career Stats

Season	League	Team	W	L	ERA	G	GS	CG	SHO	SV	SVO	IP	H	R	ER	HR	HB	BB	IBB	SO	WHIP	AVG	AB	WP	BK
2021	ROK	AZL Dodgers	0	0	5.79	4	0	0	0	1	1	4.2	3	3	3	1	0	0	0	7	0.64	.176	17	0	0
2021	A	Rancho Cucamonga Quakes	1	0	4.76	4	0	0	0	0	0	5.2	5	4	3	2	0	3	0	6	1.41	.227	22	0	0
2022	A+	Great Lakes Loons	0	0	1.93	5	0	0	0	2	2	9.1	4	2	2	0	0	5	1	21	0.96	.125	32	2	0
2022	AA	Tulsa Drillers	2	2	3.65	44	0	0	0	5	7	49.1	38	24	20	8	0	19	2	63	1.16	.208	183	2	0
Career	Minors	4 Teams	3	2	3.65	57	0	0	0	8	10	69.0	50	33	28	11	0	27	3	97	1.12	.197	254	4	0



Devin Mann - IF

Bats: Right / Throws: Right
 Height: 6-3 / Weight: 180
 Born: 2/11/1997 in Columbus, Ind.
 Acquired by Dodgers: Selected in the fifth round of the 2018 MLB Draft



2022:

- Split the season between Double-A Tulsa and OKC...hit a combined .264/.380/.464 with 16 home runs and 61 RBI...set career highs with 70 runs, 64 walks and a .380 OBP.
- Began the season with Tulsa, appearing in 74 games for the Drillers and slashing .267/.384/.469 with 11 home runs, 16 doubles and 35 RBI...had 43 walks against 50 strikeouts...batted .333 with runners in scoring position.
- Over final 16 games with Tulsa, batted .370 (20x54) with three homers, seven doubles, 11 runs and 11 RBI; had seven multi-hit games...clubbed a home run in his last two games in Double-A.
- Joined OKC Aug. 2 for his first-career Triple-A stint...finished the season slashing .258/.372/.455 with five home runs, three triples, five doubles and 26 RBI in 44 games...over final 27 games, slashed .296/.394/.543 with five homers and 19 RBI.
- Went 3-for-3 and reached base five times vs. Tacoma Sept. 11...fell a double shy of the cycle...hit a three-run homer and finished with season high with four runs and four RBI.

2021:

- Spent the entire 2021 season with Tulsa, tying for the team lead in doubles (27) while hitting 14 home runs with 62 RBI in his first campaign at Double-A...posted a .244/.350/.436 slashline.
- Clubbed two home runs in three straight games at Amarillo from Sept. 9-11, amassing 12 total RBI.

Career:

- Enters his sixth professional season ranked as the No. 21 prospect in the Dodgers system by *Baseball America*...originally selected in the fifth round of the 2018 MLB Draft out of Louisville, becoming the third Cardinal that year to be selected after Josh Stowers and Adam Wolf.
- Did not play in 2020 due to the cancellation of the minor league season, but was a member of the Dodgers' 60-man player pool.
- Honored as both a 2019 California League Mid-Season and Post-Season All-Star in addition to being named a *Baseball America* Class-A All-Star...finished the season with a .278/.358/.496 slashline while hitting 19 doubles, two triples and 19 home runs with 63 RBI for Rancho Cucamonga.

Mann's Career Stats

Season	League	Team	AVG	G	AB	R	H	2B	3B	HR	RBI	BB	IBB	SO	SB	CS	OBP	SLG
2018	ROK	AZL Dodgers	.200	2	5	0	1	0	0	0	1	0	3	0	1	.333	.200	
2018	A(Full)	Great Lakes Loons	.241	63	224	26	54	13	1	2	30	34	0	50	7	4	.348	.335
2019	ROK	AZL Dodgers	.000	1	1	0	0	0	0	0	1	0	0	0	0	.500	.000	
2019	ROK	AZL Dodgers	.538	4	13	2	7	2	0	0	1	1	0	1	0	.571	.692	
2019	A(Adv)	Rancho Cucamonga Quakes	.278	98	367	63	102	19	2	19	63	45	0	93	5	4	.358	.496
2020	DID NOT PLAY																	
2021	AA	Tulsa Drillers	.244	110	369	51	90	27	1	14	62	49	1	100	6	4	.350	.436
2022	AA	Tulsa Drillers	.267	74	243	45	65	16	0	11	35	43	0	50	1	2	.384	.469
2022	AAA	Oklahoma City Dodgers	.258	44	132	25	34	5	3	5	26	21	0	36	0	0	.372	.455
Career	Minors	6 Teams	.261	396	1354	212	353	82	7	51	217	195	1	333	19	16	.363	.445



Hamlet Marte - C

Bats: Right / Throws: Right

Height: 5-9 / Weight: 230

Born: 2/3/1994 in Salcedo, D.R.

Acquired by Dodgers: Signed as free agent,
Jan. 7, 2020



2022:

Spent the entire season with Oklahoma City, but was mostly placed on the Development List and served as the team's bullpen catcher.

- Played in a total of seven games and went 1-for-12 with one RBI and two walks.

2021:

Spent the majority of the season with Oklahoma City while also appearing in seven games for Double-A Tulsa...posted a .189 average with five doubles, one triple and three home runs with 15 RBI in 38 games with OKC...was with the club for most of the season either on the active roster or serving as the team's bullpen catcher.

- Went 3-for-4 with three extra-base hits Aug. 5 at Albuquerque...first game of career with three XBH...included a game-tying two-run homer in the eighth inning.

Career:

- Enters his 13th professional season and his fourth consecutive season with the Dodgers.

Spent the 2019 season with the San Francisco Giants organization...received an invitation to Major League Spring Training...between Double-A Richmond and High-A San Jose, batted .200 with two homers and 26 RBI over 76 games.

Also spent 2018 in the Dodgers organization, appearing in a career-high 79 games between High-A Rancho Cucamonga and Double-A Tulsa...had a strong offensive campaign while playing 77 games with Rancho Cucamonga...set career highs with 12 homers, 47 RBI and 29 walks...slashed .272/.347/.486 overall...between August and September, batted .356 with two homers and 13 RBI in 16 games.

Spent the first seven seasons of his career in the Colorado Rockies organization (2011-17), reaching as far as High-A Lancaster...batted a career-high .309 with a career-high .881 OPS over 64 games with Lancaster in 2017...named a California League Mid-Season All-Star.

- Earned Mid-Season All-Star recognition in 2015 with Boise (Northwest League).

Named MVP of the Dominican Summer League in 2013 with the DSL Rockies...slashed .291/.382/.451 with seven homers and 35 RBI over 59 games.

Marte's Career Stats

Season	League	Team	AVG	G	AB	R	H	2B	3B	HR	RBI	BB	IBB	SO	SB	CS	OBP	SLG	OPS
2011	ROK	DSL Rockies	.181	27	72	5	13	8	0	0	7	8	0	18	0	1	.291	.292	.583
2012	ROK	DSL Rockies	.178	27	73	9	13	2	0	0	2	10	0	16	1	3	.277	.205	.482
2013	ROK	DSL Rockies	.291	59	199	33	58	9	1	7	35	22	0	31	7	2	.382	.452	.834
2014	ROK	Grand Junction Rockies	.329	44	167	34	55	14	2	4	33	17	0	37	6	5	.404	.509	.913
2015	A(Short)	Boise Hawks	.297	46	172	16	51	17	0	3	19	13	0	45	3	1	.344	.448	.792
2016	A(Full)	Asheville Tourists	.237	62	241	29	57	15	2	6	32	12	0	83	6	4	.268	.390	.658
2017	A(Adv)	Lancaster JetHawks	.309	64	243	48	75	20	2	9	43	21	0	63	2	0	.362	.519	.881
2018	A(Adv)	Rancho Cucamonga Quakes	.272	77	257	40	70	15	2	12	47	29	0	67	1	0	.347	.486	.833
2018	AA	Tulsa Drillers	.143	2	7	1	1	0	0	0	0	0	0	4	0	0	.143	.143	.286
2019	A(Adv)	San José Giants	.245	16	53	6	13	3	0	0	7	9	0	16	0	0	.349	.302	.651
2019	AA	Richmond Flying Squirrels	.187	60	187	11	35	5	1	2	19	16	0	66	2	3	.255	.257	.512
2020	DID NOT PLAY																		
2021	AA	Tulsa Drillers	.300	7	20	4	6	0	0	0	5	4	0	6	1	0	.400	.300	.700
2021	AAA	Oklahoma City Dodgers	.189	38	111	12	21	5	1	3	15	8	0	50	0	0	.250	.333	.583
2022	AAA	Oklahoma City Dodgers	.083	7	12	0	1	0	0	0	1	2	0	8	0	1	.214	.083	.297
Career	Minors	10 Teams	.259	536	1814	248	469	113	11	46	265	171	0	510	29	20	.327	.409	.736



Patrick Mazeika - C

Bats: Left / Throws: Right

Height: 6-3 / Weight: 210

Born: 10/14/1993 in Springfield, Mass.

Acquired by Dodgers: Signed as a free agent,
Dec. 13, 2022



2022:

• Split the first half of the season between Triple-A Syracuse and New York (NL)...hit .191 with four doubles, one home run and four RBI in 24 ML games...fared better in Triple-A, slashing .261/.383/.333 with two doubles, two homers and 12 RBI in 33 games.

• Designated for assignment Aug. 18...claimed off waivers Aug. 21 by San Francisco and optioned to Triple-A Sacramento.

• Appeared in 13 games for the River Cats, hitting .235 with two doubles, two home runs and six RBI...went 2-for-5 with a home run, two RBI and a walk during his team debut Aug. 31 at Tacoma...went 7-for-17 over his final four games, including two games with three hits.

2021:

• Began the season with New York, making his ML debut May 5 as a pinch hitter against St. Louis...recorded his first ML hit May 16 at Tampa Bay with a solo homer off Diego Castillo.

• Split time between New York and Triple-A Syracuse...slashed .190/.253/.266 with 15 hits and six RBI in 37 ML games...slashed .280/.356/.471 with nine doubles, seven home runs and 33 RBI in 44 Triple-A appearances.

Career:

• Originally selected by the Mets in the eighth round of the 2015 MLB Draft out of Stetson University.

• Named an Eastern League Mid-Season All-Star in both 2018 and 2019 as a member of Double-A Binghamton.

• Honored as a 2017 Florida State League Mid-Season and Post-Season All-Star with Class-A Advanced St. Lucie.

• Named a 2015 MiLB.com Organization All-Star in his rookie campaign after slashing .354/.451/.540 with 27 doubles, five home runs and 48 RBI in 62 games with Rookie-Level Kingsport.

• Played in the Cape Cod Baseball League in 2013 and 2014 with the Cotuit Kettlers and the Chatham Anglers, respectively.

• Earned the 2013 A-Sun Freshman of the Year Award at Stetson...slashed a team-high .382/.489/.495 while also leading the Hatters in hits (81), home runs (3) and RBI (33).

Mazeika's Career Stats

Season	League	Team	AVG	G	AB	R	H	2B	3B	HR	RBI	BB	IBB	SO	SB	CS	OBP	SLG	OPS
2015	ROK	Kingsport Mets	.354	62	226	44	80	27	0	5	48	24	2	26	1	0	.451	.540	.991
2016	A(Full)	Columbia Fireflies	.305	70	239	34	73	14	0	3	35	38	0	39	2	0	.414	.402	.816
2017	A(Adv)	St. Lucie Mets	.287	100	352	45	101	21	0	7	50	48	0	53	2	2	.389	.406	.795
2017	AA	Binghamton Rumble Ponies	.333	6	21	3	7	5	0	0	5	2	0	6	0	0	.391	.571	.962
2018	AA	Binghamton Rumble Ponies	.231	87	295	32	68	12	0	9	39	39	1	35	0	0	.328	.363	.691
2019	AA	Binghamton Rumble Ponies	.245	116	413	50	101	25	1	16	69	37	0	89	1	0	.312	.426	.738
2020	DID NOT PLAY																		
2021	AAA	Syracuse Mets	.280	44	157	22	44	9	0	7	33	17	0	19	0	0	.356	.471	.827
2021	MLB	New York Mets	.190	37	79	6	15	3	0	1	6	4	1	18	0	0	.253	.266	.519
2022	AAA	Syracuse Mets	.261	33	111	10	29	2	0	2	12	15	0	18	0	0	.383	.333	.716
2022	AAA	Sacramento River Cats	.235	13	51	9	12	2	0	2	6	3	0	5	0	0	.291	.392	.683
2022	MLB	New York Mets	.191	24	68	4	13	4	0	1	6	2	0	9	0	0	.214	.294	.508
Career	MLB	1 Team	.190	61	147	10	28	7	0	2	12	6	1	27	0	0	.236	.279	.515
Career	Minors	6 Teams	.276	531	1865	249	515	117	1	51	297	223	3	290	6	2	.369	.422	.791



Anderson Miller - OF

Bats: Left / Throws: Left
 Height: 6-3 / Weight: 215
 Born: 5/6/1994 in Lexington, Ky.
 Acquired by Dodgers: Signed as a free agent,
 Jan. 9, 2023



2022:

- Spent the season with the Kentucky Wild Health Genomes of the independent Atlantic League of Professional Baseball, appearing in 61 games while fighting a knee injury.
- Slashed .258/.319/.413 with 14 doubles, five triples, three home runs, 32 RBI and 11 stolen bases as the Genomes finished four games behind the wild card spot.
- Had his best stretch of the season May 22-June 24, hitting safely in 16 of 19 games...went 26-for-59 (.441) with 12 extra-base hits and 12 RBI...collected nine multi-hit games.
- Batted .298 with a .832 OPS against right-handed pitching throughout the season.

2021:

- Spent all year with Triple-A Omaha in the Kansas City Royals organization, playing in 69 games...slashed .215/.304/.406 with six doubles, 12 home runs, 35 RBI and nine stolen bases.
- Home run total was one shy of career high set in 2018, but played in 51 fewer games in 2021.
- Smacked two home runs June 26 at Iowa in a 13-2 victory and repeated the feat July 6 in a 7-5 victory over Toledo.

Career:

- Originally selected by Kansas City in the third round of the 2015 MLB Draft from Western Kentucky University, becoming the sixth-highest selected player in school history.
- Played for Kansas City's Low-A affiliate in Lexington, Ky. in 2015-16, becoming the first Lexington native to ever play for the franchise.
- Selected as a 2017 Carolina League Mid-Season All-Star with High-A Wilmington after slashing .296/.384/.451 with 11 doubles, four triples, seven home runs, 37 RBI and 15 stolen bases in 67 first-half games.
- Played for the Wareham Gatemen of the Cape Cod Baseball League in 2014...posted a .253/.259/.266 slashline with 20 hits, three RBI and four stolen bases in 24 games played.
- Selected to the 2015 Conference USA First Team All-Conference after posting a .302 average with nine doubles, three triples, 12 home runs, 34 RBI, five stolen bases and 41 walks in 49 games with the Hilltoppers.

Miller's Career Stats

Season	League	Team	AVG	G	AB	R	H	2B	3B	HR	RBI	BB	IBB	SO	SB	CS	OBP	SLG	OPS
2015	ROK	AZL Royals	.333	1	3	1	1	0	0	0	1	0	0	0	0	0	.333	.333	.666
2015	ROK	Burlington Royals	.342	10	38	6	13	3	0	2	7	0	0	7	3	0	.359	.579	.938
2015	A(Full)	Lexington Legends	.260	43	169	15	44	8	1	2	21	14	0	28	0	1	.319	.355	.674
2016	A(Full)	Lexington Legends	.284	43	155	24	44	12	1	3	18	22	0	51	3	1	.376	.432	.808
2016	A(Adv)	Wilmington Blue Rocks	.201	38	144	18	29	8	3	3	16	12	0	50	5	0	.266	.361	.627
2017	A(Adv)	Wilmington Blue Rocks	.290	70	269	37	78	11	4	7	37	36	3	60	15	2	.378	.439	.817
2017	AA	Northwest Arkansas Naturals	.230	58	213	17	49	8	0	2	19	9	0	56	3	2	.263	.296	.559
2018	AA	Northwest Arkansas Naturals	.255	120	432	50	110	22	4	13	46	33	2	83	10	8	.308	.414	.722
2019	AA	Northwest Arkansas Naturals	.248	86	307	33	76	8	3	5	27	19	1	86	10	6	.295	.342	.637
2020	DID NOT PLAY																		
2021	AAA	Omaha Storm Chasers	.215	69	219	35	47	6	0	12	35	24	0	67	9	2	.304	.406	.710
2022	ATLL	Kentucky Wild Health Genomes	.258	61	213	29	55	14	5	3	32	20	0	50	11	2	.319	.413	.732
Career	Minors	6 Teams	.252	538	1949	236	491	86	16	49	227	169	6	488	58	22	.315	.388	.703
Career	Independent	1 Team	.258	61	213	29	55	14	5	3	32	20	0	50	11	2	.319	.413	.732



Bobby Miller - RHP

Bats / Throws: Right
 Height: 6-5 / Weight: 220
 Born: 4/5/1999 in Elk Grove Village, Ill.
 Acquired by Dodgers: Selected in 1st round of the 2020 MLB Draft



2022:

- Appeared in a total of 24 games (23 starts) between Double-A Tulsa and OKC...went 7-7 with a 4.25 ERA over 112.1 IP, nearly doubling his workload from 2021 (56.1 IP).
- Ranked third among qualified Dodgers minor league pitchers in WHIP (1.18), third in BAA (.222), third in strikeouts (145), third in innings (112.1) and fourth in ERA (4.25)...also ranked first in K/BB ratio (3.92) and had the lowest walks per nine innings rate (2.96) while averaging 11.6 strikeouts per nine innings.
- Promoted to Triple-A Aug. 16 and made OKC team debut Aug. 20 at Sugar Land...over four starts allowed 10 runs (8 ER) and 17 hits in 21.1 innings...notched 28 strikeouts against six walks.
- Struck out a career-high 14 batters over 6.0 innings Sept. 1 at Round Rock, becoming just the third pitcher in Oklahoma City's Bricktown era (since 1998) to record a game with 14 or more strikeouts; joined Chuck Smith (14; 1999) and Wilmer Font (15; 2017)...struck out 10 of the last 11 batters he faced, including the final eight in a row...the 14 strikeouts tied for the most by a pitcher in a PCL game in 2022...retired the final 13 batters he faced, including 11 via strikeout...due to the game being completed early, was credited with his first career complete game in a 2-0 loss.
- Began the campaign with Double-A Tulsa in just his second season of professional baseball...tallied a 6-6 record in 20 games (19 starts) with a 4.45 ERA while leading the Drillers in strikeouts (117) and innings pitched (91.0) at the time of his promotion...among qualified pitchers in the Texas League at the time of his promotion, ranked second in opponent batting average (.223) and WHIP (1.20) while ranking fourth in ERA (4.45)...also ranked fifth in strikeouts (117).
- In his final start with Tulsa Aug. 14 vs. Midland, earned his sixth win of the season while setting career highs with 7.1 innings and 103 pitches during a 7-0 win...recorded 11 strikeouts in back-to-back starts July 28 against Arkansas and Aug. 9 against Midland.
- Selected to the 2022 All-Star Futures Game at Dodger Stadium and started for the National League...allowed one run, one hit and one walk with three strikeouts.

2021:

- In his first professional season, appeared in 14 games (11 starts) with High-A Great Lakes, posting a 2-2 record with a 1.91 ERA and 56 strikeouts in 47.0 IP before being promoted to Double-A Tulsa in September...started in all three appearances for the Drillers, finishing with a 4.82 ERA and 14 strikeouts, including a season-high eight strikeouts Sept. 19 at Midland.
- Tossed 5.0 innings in a combined no-hitter July 24 at Lake County alongside teammates Clayton Beeter, Jake Cantleberry and Cameron Gibbens...earned the win after striking out seven in the first no-hitter in franchise history.
- Played in the Arizona Fall League for the Glendale Desert Dogs and was named an AFL Rising Star.

Career:

- Enters the season ranked as the second-best prospect and top pitching prospect in the Dodgers farm system by both *Baseball America* and *MLB Pipeline*...ranked as the No. 20 overall prospect by *Baseball America* and No. 24 overall prospect by *MLB Pipeline*.
- Selected by the Dodgers in the first round of the 2020 MLB Draft (29th overall) out of the University of Louisville, becoming the second Cardinal selected in the first round after Reid Detmers (Angels, 10th overall)...originally selected by Baltimore in the 38th round of the 2017 MLB Draft out of McHenry West High School in McHenry, Ill. before enrolling at Louisville...is one of three Louisville players to be selected with the Dodgers' top pick over the last seven drafts (Will Smith - 2016; Dalton Rushing - 2022).
- Named a 2018 Freshman All-America as well as to the 2018 ACC All-Freshman Team after posting a 6-1 record with a 2.97 ERA and 55 strikeouts in 66.2 IP.

Miller's Career Stats

Season	League	Team	W	L	ERA	G	GS	CG	SHO	SV	SVO	IP	H	R	ER	HR	HB	BB	IBB	SO	WHIP	AVG	AB	WP	BK
2021	A+	Great Lakes Loons	2	2	1.91	14	11	0	0	0	0	47.0	30	16	10	1	7	11	0	56	0.87	.178	169	1	0
2021	AA	Tulsa Drillers	0	0	4.82	3	3	0	0	0	0	9.1	10	5	5	1	1	2	0	14	1.29	.256	39	3	0
2022	AA	Tulsa Drillers	6	6	4.45	20	19	0	0	0	0	91.0	78	49	45	8	3	21	0	117	1.20	.223	350	5	1
2022	AAA	Oklahoma City Dodgers	1	1	3.38	4	4	1	0	0	0	21.1	17	10	8	4	1	6	0	20	1.08	.218	78	0	0
Career	Minors	3 Teams	9	9	3.63	41	37	1	0	0	0	168.2	135	80	68	14	12	50	0	215	1.10	.212	636	9	1



Aaron Ochsenbein - RHP

Bats: Right / Throws: Right

Height: 6-3 / Weight: 225

Born: 2/29/1996 in Lexington, Ky.

Acquired by Dodgers: Selected in the sixth round of the 2019 MLB Draft



2022:

- Split the season between Double-A Tulsa and OKC...over 30 appearances (one start) went 3-3 with two saves and a 5.19 ERA...limited opponents to a .231 batting average.

- Promoted to OKC from Double-A Tulsa June 16...posted a 2-0 record with a 2.57 ERA and 12 strikeouts in 13 relief appearances with the Drillers, totaling 14.0 innings; kept opponents scoreless in 11 of 13 games...had 12 strikeouts against just one walk (49 total batters faced)...held opponents 7-for-47 (.149) and had a 0.57 WHIP.

- Placed on the Injured List July 6 (retro to July 5) through Aug. 16.

- After returning from the IL, notched a 2.40 ERA over his final 13 appearances of the season...did not allow an earned run in 10 of 13 games...kept opponents to a .196 batting average and had 14 strikeouts in 15.0 innings.

2021:

- Spent his entire season with Double-A Tulsa, posting a 3-2 record with a 3.32 ERA and 69 strikeouts in 38 appearances (one start), spanning 57.0 innings...held opponents to a .215 batting average and finished with a 1.19 WHIP.

- Led the Drillers with eight saves and finished tied for second with 38 appearances...posted at least one strikeout in 84 percent of his appearances.

- Recorded a season-high five strikeouts June 22 against Springfield without allowing a hit in 2.1 innings of relief...retired all seven batters faced.

Career:

- Selected by the Dodgers in the sixth round of the 2019 MLB Draft out of Eastern Kentucky; was EKU's highest-drafted player since 2008...began his pro career after signing; appeared in two games with the AZL Dodgers and three with Rookie-Level Ogden before being promoted to Class-A Great Lakes...made 18 appearances across the three stops and posted a 1.44 ERA and 0.92 WHIP with 35 strikeouts against only six walks.

- Selected as First Team All-Ohio Valley Conference as a redshirt junior with the Colonels in 2019 after posting a 5-2 record and 10 saves with a 0.83 ERA and 90 strikeouts; became the 11th player in OVC history to finish with a sub-1.00 ERA...held opponents to a .133 batting average in 30 appearances... named OVC Pitcher of the Week twice.

- Ranked third in the Cape Cod League in strikeouts per nine innings and fourth in total strikeouts as a member of the Orleans Firebirds in 2018...combined with Mitchell Senger to throw a no-hitter July 15... recorded the final three outs of the game, getting the final batter looking on a called strike three.

- Graduated with a bachelor's degree in aviation management and a master's degree in corporate security operations.

Ochsenbein's Career Stats

Season	League	Team	W	L	ERA	G	GS	Cg	SHO	SV	SVO	IP	H	R	ER	HR	HB	BB	IBB	SO	WHIP	AVG	AB	WP	BK	
2019	ROA	Ogden Raptors	1	0	0.00	3	0	0	0	1	1	3.0	1	0	0	0	0	1	0	3	0.67	.111	9	1	0	
2019	ROK	AZL Dodgers	0	0	4.50	2	0	0	0	0	0	2.0	4	1	1	0	0	0	0	4	2.00	.444	9	0	0	
2019	A(Full)	Great Lakes Loons	1	1	1.35	13	0	0	0	2	2	20.0	12	4	3	0	3	5	0	28	0.85	.174	69	4	0	
2020	DID NOT PLAY																									
2021	AA	Tulsa Drillers	3	2	3.32	38	1	0	0	0	8	11	57.0	46	30	21	15	0	22	0	69	1.19	.215	214	3	0
2022	AA	Tulsa Drillers	2	0	2.57	13	0	0	0	2	2	14.0	7	5	4	2	0	1	0	12	0.57	.149	47	0	0	
2022	AAA	Oklahoma City Dodgers	1	3	6.97	17	1	0	0	0	0	20.2	23	18	16	3	1	15	1	17	1.84	.277	83	3	0	
Career	Minors	5 Teams	8	6	3.47	86	2	0	0	13	16	116.2	93	58	45	20	4	44	1	133	1.17	.216	431	11	0	



James Outman - OF

Bats: Left / Throws: Right

Height: 6-3 / Weight: 215

Born: 5/14/1997 in Redwood City, Calif.

Acquired by Dodgers: Selected in the seventh round of the 2018 MLB Draft



2022:

• Slashed .294/.392/.586 with 31 homers and 106 RBI across 125 games between Double-A Tulsa and OKC...led all qualified Dodgers minor leaguers in SLG and OPS (.978); ranked third in both home runs and RBI and was second in runs scored (101)...also ranked ninth among all full-season minor leaguers in OPS and was tied for 10th in slugging percentage...tied for fifth overall with 69 extra-base hits and was one of 12 players across the Minors with at least 106 RBI...named a Dodgers Organizational All-Star by MLB.com.

• Transferred to OKC June 29 from Double-A Tulsa...at the time of his promotion, led the Drillers in hits (77), runs (59), doubles (17), home runs (16), RBI (45) and walks (38) over 68 games...was tied for second in the Texas League in homers, third in total bases (144), third in runs (59), tied for third in hits, tied for fifth in extra-base hits (34), ranked seventh in SLG (.552) and OPS (.946), and tied for eighth in RBI.

• Played in 57 games with OKC and slashed .292/.390/.627 with 15 homers, six triples, 14 doubles and 61 RBI...from Aug. 23 through the end of the season (32 games), posted a .352/.429/.746 slashline with 25 extra-base hits, 35 RBI and 27 runs scored; tied for the most extra-base hits in the Minors during that span was fourth in SLG and OPS.

• Recorded OKC's first cycle since 2011, going 5-for-5 Aug. 26 vs. El Paso...completed the cycle with a three-run walk-off homer in a 7-4 win...also became first OKC player since 2010 with two triples in one game...was first career five-hit game... named PCL Player of the Week for the period of Aug. 23-28; went 12-for-21 with 10 XBH and 14 RBI.

• Incredibly hit for the cycle for the second time in four games Aug. 30 at Round Rock...went 4-for-4 and walked twice...collected five RBI and scored three runs...became the first player in the Minors to hit for the cycle twice in one season since Las Vegas' Jarrett Hoffpauir did it in 2010...for further context, the shortest time between individual cycles in MLB's modern era is 11 days, done by Arizona's Aaron Hill in June 2012, per *Baseball-Reference*.

• Delivered a pair of six-RBI games July 24 vs. Sacramento and Aug. 24 vs. El Paso, setting a career high...became the first OKC player since Victor Diaz in 2007 with two games with six RBI in the same season.

• Made his ML debut July 31 at Colorado...went 3-for-4 with a home run, double and three RBI...homered in his first at-bat, becoming the eighth Dodger in team history to do so...is the only Dodger ever to debut with three hits, three RBI and two runs scored; was the first Dodger with three hits in a debut since Mike Piazza in 1992...followed that up going 2-for-2 with a walk Aug. 1 and became the first Dodger to reach base seven or more times in his first two games since Casey Stengel in 1912...appeared in four total games with LAD, going 6-for-13 with three extra-base hits, three RBI and two walks.

2021:

• Appeared in 65 games for High-A Great Lakes, posting a .250 average with 12 doubles, a team-leading eight triples, nine home runs and 24 RBI before being promoted to Double-A Tulsa.

• Hit nine home runs for Tulsa, including two separate two-homer games: Aug. 4 at Springfield and Sept. 8 at Amarillo...named Double-A Central Offensive Player of the Week Aug. 8 after going 14-for-30 with two doubles, three home runs and six RBI.

• Honored as a 2021 Arizona Fall League Rising Star after slashing .284/.422/.552 with seven doubles, one triple, three home runs and 11 RBI for the Glendale Desert Dogs.

Career:

• Enters the season ranked as No. 9 prospect in the Dodgers' system by *MLB Pipeline* and the No. 10 prospect by *Baseball America*...selected by the Dodgers in the seventh round of the 2018 MLB Draft out of Sacramento State.

• Started all 60 games of his junior season, leading both the Hornets and the WAC with 11 home runs...was second on the team in RBI (40) and steals (12)...matched a program record with four steals in a game against Milwaukee.

• Played both baseball and football at Junipero Serra High School — the same alma mater as Barry Bonds and Tom Brady...was a tight end and linebacker, leading the Padres with 60 solo tackles his senior season and led the league in tackles his junior year.

Outman's Career Stats

Season	League	Team	AVG	G	AB	R	H	2B	3B	HR	RBI	BB	IBB	SO	SB	CS	OBP	SLG	OPS
2018	ROK	Ogden Raptors	.264	55	208	50	55	8	3	11	33	24	1	56	12	2	.350	.490	.840
2019	A(Full)	Great Lakes Loons	.226	119	442	59	100	15	4	19	56	56	1	128	20	10	.322	.407	.729
2020	DID NOT PLAY																		
2021	A+	Great Lakes Loons	.250	65	248	50	62	12	8	9	30	45	0	88	21	2	.385	.472	.857
2021	AA	Tulsa Drillers	.289	39	166	40	48	9	1	9	24	18	0	51	2	2	.369	.518	.887
2022	AA	Tulsa Drillers	.295	68	261	59	77	17	1	16	45	38	1	89	7	3	.394	.552	.946
2022	AAA	Oklahoma City Dodgers	.292	57	212	42	62	14	6	15	61	32	0	63	6	1	.390	.627	1.017
2022	MLB	Los Angeles Dodgers	.462	4	13	6	6	2	0	1	3	2	0	7	0	0	.563	.846	1.409
Career	MLB	1 Team	.462	4	13	6	6	2	0	1	3	2	0	7	0	0	.563	.846	1.409
Career	Minors	4 Teams	.262	403	1537	300	404	75	23	79	249	213	3	475	68	20	.363	.496	.859



Andy Pages - OF

Bats: Right / Throws: Right

Height: 6-1 / Weight: 212

Born: 12/8/2000 in Havana, Cuba

Acquired by Dodgers: Signed as a free agent,
March 1, 2018



2022:

- Spent the entire season with Double-A Tulsa, batting .236/.336/.468 with 26 homers and 80 RBI...led the team in games, at-bats (487), runs (69), doubles (29), RBI (80) and walks (62); ranked second in home runs...was fifth among Dodgers minor leaguers in home runs and doubles.
- Led the Texas League with 58 extra-base hits...also ranked third in home runs, fourth in total bases (228), seventh in RBI and tied for seventh in doubles.
- Recorded multi-homer games June 7 vs. Northwest Arkansas and Sept. 14 vs. Springfield...during the June game, went 3-for-4 and also hit a triple, and during the game in September, picked up a season-high five RBI.
- Slashed .316/.412/.735 against left-handed pitching with 13 home runs and 30 RBI over 136 PA.
- Hit safely in nine of his final 10 games, going 14-for-41 (.341) with nine extra-base hits and 13 RBI.
- Played for the Glendale Desert Dogs in the Arizona Fall League...batted .296 over 22 games with five home runs and 14 RBI...posted a .904 OPS...was tied for third in the AFL in homers, fourth in runs (20) and sixth in total bases (41)...named to the Fall Stars Game.
- Added to the Los Angeles Dodgers' 40-man roster in November.

2021:

- Spent the season at High-A Great Lakes and was named MVP of the Midwest League...batted .265 and walloped 31 home runs to go along with 88 RBI across 120 games...worked a .394 OBP and .539 SLG...led the Loons in total bases (236), runs (96), RBI, home runs, doubles (25) and walks (77).
- Led the league in home runs, runs, RBI, SLG, OPS (.933), extra-base hits (57) and total bases (236)...tied for the league lead in walks...ranked second in OBP, tied for second in hits (116) and tied for third in doubles.
- Collected four multi-homer games and five games with four or more RBI.
- Named a MiLB.com Organizational All-Star, Midwest League Mid-Season and Post-Season All-Star, the Midwest League Prospect of the Year and a Minor League All-Star by *Baseball America*.

Career:

- Signed by the Los Angeles Dodgers in March 2018 after defecting from Cuba.
- Enters the season ranked as the No. 7 prospect in the Dodgers organization by both *Baseball America* and MLB Pipeline; the latter also ranks him as the No. 81 prospect overall.
- In 2019 with Rookie-Level Ogden, won league Player of the Week twice and was a Pioneer League Mid-Season and Post-Season All-Star...additionally, was named a Rookie All-Star by *Baseball America*.

Pages' Career Stats

Season	League	Team	AVG	G	AB	R	H	2B	3B	HR	RBI	BB	IBB	SO	SB	CS	OBP	SLG	OPS
2018	ROK	DSL Dodgers	.236	42	140	34	33	8	0	9	33	23	1	31	9	6	.393	.486	.879
2018	ROK	AZL Dodgers	.192	10	26	5	5	1	0	1	3	6	0	4	1	1	.382	.346	.728
2019	ROA	Ogden Raptors	.298	63	235	57	70	22	2	19	55	26	0	79	7	6	.398	.651	1.049
2020	DID NOT PLAY																		
2021	A+	Great Lakes Loons	.265	120	438	96	116	25	1	31	88	77	2	132	6	3	.394	.539	.933
2022	AA	Tulsa Drillers	.236	132	487	69	115	29	3	26	80	62	1	140	6	3	.336	.468	.804
Career	Minors	5 Teams	.256	367	1326	261	339	85	6	86	259	194	4	386	29	19	.374	.523	.897



Ryan Pepiot - RHP

Bats: Right / Throws: Right

Height: 6-3 / Weight: 215

Born: 8/21/1997 in Indianapolis, Ind.

Acquired by Dodgers: Selected in the third round of the 2019 MLB Draft



2022:

- Split the season between OKC and the Los Angeles Dodgers...made nine appearances (seven starts) for LAD across six different stints with the team, going 3-0 with a 3.47 ERA...allowed 15 runs and 26 hits over 36.1 innings but six of 26 hits were home runs (.200 BAA)...notched 42 strikeouts but also 27 walks (1.46 WHIP)...made three consecutive starts in the rotation Aug. 10-21...earned first career Major League win July 5 vs. Colorado (5.0 IP, 4 H, R, ER, BB, 6 K).
- Selected by Los Angeles May 11 and made his ML debut that day in Pittsburgh, starting against the Pirates...did not allow a run and just one hit over 3.0 innings, but walked five to tie his overall career high...struck out the very first batter he faced (Ben Gamel)...became the first LA Dodger to allow five walks in a ML debut since Antonio Osuna on April 25, 1995 (relief) and first starting pitcher since Mike Kekich on June 9, 1965...became the first member of the Dodgers' 2019 draft class to reach the Majors.
- Made 19 appearances (17 starts) with OKC and went 9-1 with a 2.56 ERA...over 91.1 innings, posted a 1.07 WHIP and held opponents to a .193 batting average...led the team in wins and strikeouts (114)...did not allow more than two runs in 16 of 19 games and allowed one or no runs in 11 of 19 games...held opponents to a .159 average with runners on and .167 average with RISP...OKC went 16-1 in his starts, winning each of the first 14; went 18-1 as a team in games he appeared in.
- Among PCL pitchers with at least 90.0 innings, ranked first with a 1.07 WHIP and second with both a 2.56 ERA and .193 BAA...also ranked second with 11.23 strikeouts per 9.0 IP.
- Turned in consecutive outings of 7.0 innings July 26 and July 31 vs. Sugar Land...in his career up to that point, had only thrown 7.0 innings in a game once...in the two games combined allowed three runs and eight hits over 14.0 IP...set a season high with 10 strikeouts June 21 vs. Round Rock; also the second 10+ strikeout game of his career.
- Named PCL Pitcher of the Month for April...went 2-0 over five starts with a 1.66 ERA, 1.06 WHIP and .182 BAA...notched 29 strikeouts against three walks in 21.2 IP...led the league among qualified pitchers in ERA as well as overall strikeouts...ranked third in BAA and fourth in WHIP...held his opponent scoreless in three of the five games...named the league's first Pitcher of the Week and was the team's Opening Night starter April 5 vs. Albuquerque.

2021:

- Started the season with Double-A Tulsa and appeared in 15 games (13 starts) with the Drillers, posting a 3-4 record with a 2.87 ERA and 81 strikeouts before appearing in 11 games (nine starts) with OKC...allowed one or no runs in 10 of 15 games with Tulsa.
- Struck out a career-high 11 batters without allowing a hit in 7.0 innings July 4 against Arkansas...named Double-A Central Pitcher of the Week June 27 after allowing just one hit and striking out six in 6.0 IP June 23 against Springfield.
- Made his Triple-A debut Aug. 2 at Round Rock and allowed two runs on one hit while striking out seven in 5.0 innings, earning the win in a 9-3 Dodgers victory.

Career:

- Selected in the third round of the 2019 MLB Draft out of Butler University, becoming the highest-drafted player in program history...ranked as the Dodgers No. 5 prospect by *Baseball America* and No. 6 prospect by *MLB Pipeline*...ranked as the No. 55 overall prospect by *Baseball America* and No. 70 overall prospect by *MLB Pipeline*.
- Spent time at the Dodgers Alternate Training Site at USC during the 2020 season.
- Finished his Butler career holding the all-time strikeout record (306) and the single-season strikeout record (126)...held opposing batters to a .203 average in his junior season while ranking third in the NCAA in strikeouts per nine innings (14.54).
- Grew up as a Cincinnati Reds fan with his favorite players being Joey Votto, Brandon Phillips and Ken Griffey Jr.

Pepiot's Career Stats

Season	League	Team	W	L	ERA	G	GS	CG	SHO	SV	SVO	IP	H	R	ER	HR	HB	BB	IBB	SO	WHIP	AVG	AB	WP	BK			
2019	ROK	AZL Dodgers	0	0	0.00	4	1	0	0	0	0	5.0	2	0	0	0	1	4	0	10	1.20	.118	17	0	0			
2019	A(Full)	Great Lakes Loons	0	0	2.45	9	9	0	0	0	0	18.1	13	6	5	0	1	9	0	21	1.20	.197	66	3	0			
2020	DID NOT PLAY																											
2021	AA	Tulsa Drillers	3	4	2.87	15	13	0	0	0	0	59.2	30	19	19	7	3	26	0	81	0.94	.149	202	4	0			
2021	AAA	Oklahoma City Dodgers	2	5	7.13	11	9	0	0	0	0	41.2	54	41	33	12	2	21	0	46	1.80	.305	177	6	0			
2022	AAA	Oklahoma City Dodgers	9	1	2.56	19	17	0	0	0	0	91.1	62	27	26	10	10	36	0	114	1.07	.193	321	1	1			
2022	MLB	Los Angeles Dodgers	3	0	3.47	9	7	0	0	0	0	36.1	26	15	14	6	3	27	0	42	1.46	.200	130	1	0			
Career	MLB	1 Team	3	0	3.47	9	7	0	0	0	0	36.1	26	15	14	6	3	27	0	42	1.46	.200	130	1	0			
Career	Minors	4 Teams	14	10	3.46	58	49	0	0	0	0	216.0	161	93	83	29	17	96	0	272	1.19	.206	783	14	1			



Jake Reed - RHP

Bats: Right / Throws: Right

Height: 6-2 / Weight: 195

Born: 9/29/1992 in Tucson, Ariz.

Acquired by Dodgers: Claimed off waivers (BOS),

Nov. 18, 2022



2022:

- Played in three different organizations throughout the season and was a member of four different organizations throughout the calendar year, being claimed on waivers four different times.
- Began the season with the New York Mets with additional stops with the Los Angeles Dodgers and Baltimore Orioles...went from the Mets to the Dodgers July 13 and from the Dodgers to the Orioles Sept. 5 after being claimed on waivers each time...between the three clubs, made 18 appearances in the Majors, going 2-0 with one save and a 7.08 ERA...subtracting two consecutive outings in June with the Mets in which he allowed eight runs over 1.1 innings, allowed five earned runs (2.93 ERA) and 13 hits across 15.1 innings.
- Began the season on the IL due to a left oblique strain, then appeared in eight games for Triple-A Syracuse and five games for the Mets...earned his first ML win May 17 against St. Louis after allowing no hits or runs while walking and striking out two in 2.0 IP.
- Earned his first career ML save with the Dodgers Aug. 30 against the Mets in New York...faced the minimum during a scoreless ninth inning to preserve a 4-3 win.
- Used all five of his player options within the season and pitched in a total of 18 games at Triple-A between Syracuse and OKC...in games with OKC, allowed just one run and eight hits over 10.1 innings, with three walks and 11 strikeouts; held opponents 8-for-38.
- Claimed off waivers from Baltimore by Boston in October, but was designated for assignment by the Red Sox in November, only to be re-claimed by the Dodgers...designated for assignment by the Dodgers in December and eventually was outrighted to Triple-A.

2021:

- Split the season across four organizations (Angels, Dodgers, Rays and Mets)...was released by the Angels June 3 after pitching in eight games for Triple-A Salt Lake, posting an 8.44 ERA over 10.2 innings of relief, with no record and one save.
- Signed by the Dodgers as a minor league free agent June 4, 2021...appeared in nine games for Oklahoma City before making his ML debut July 6 at Miami, where he allowed one earned run on three hits while recording a strikeout in 0.2 IP...made five more relief appearances for Los Angeles before being designated for assignment and claimed by Tampa Bay...appeared in one game for Triple-A Durham before being designated for assignment again and claimed by New York (NL), with 12 total appearances between the Mets and Triple-A Syracuse.

Career:

- Selected in the fifth round of the 2014 MLB draft by Minnesota from the University of Oregon...spent the first seven seasons of his career in the Twins organization, with parts of four seasons at Triple-A Rochester (2016-19).
- Played for the Salt River Rafters in the 2014 Arizona Fall League and was named an AFL Rising Star.
- Wife, Janie Reed, is an outfielder for Team USA Softball and won a silver medal in the 2020 Summer Olympics.

Reed's Career Stats

Season	League	Team	W	L	ERA	G	GS	CG	SHO	SV	SVO	IP	H	R	ER	HR	HB	BB	IBB	SO	WHIP	AVG	AB	WP	BK			
2014	ROK	Elizabethan Texas	0	0	0.00	4	0	0	0	3	3	6.0	1	0	0	0	0	0	0	0	8	0.17	.053	19	0	0		
2014	A	Corpus Christi Saints	3	0	0.36	16	0	0	0	5	6	25.0	10	2	1	0	1	3	0	31	0.52	.116	86	0	0			
2015	A(Adv)	Fort Wayne Wizards	1	0	0.00	9	0	0	0	1	1	12.1	8	2	0	0	1	0	0	7	0.73	.195	41	0	0			
2015	AA	Chattanooga Lookouts	4	4	6.32	35	0	0	0	1	3	47.0	55	43	33	3	6	21	0	39	1.62	.289	190	3	3			
2016	AA	Chattanooga Lookouts	3	3	3.90	41	0	0	0	3	5	60.0	51	29	26	2	6	22	0	64	1.22	.235	217	4	0			
2016	AAA	Rochester Red Wings	1	1	1.69	9	0	0	0	0	0	10.2	8	2	2	0	1	2	1	8	0.94	.211	38	1	0			
2017	AA	Chattanooga Lookouts	1	0	2.45	5	0	0	0	1	2	7.1	4	2	2	0	1	6	0	8	1.36	.154	26	1	0			
2017	AAA	Rochester Red Wings	1	0	2.05	22	0	0	0	5	8	30.2	24	7	7	1	2	11	1	25	1.14	.224	107	4	0			
2018	AAA	Rochester Red Wings	0	3	1.89	30	1	0	0	2	3	47.2	34	13	10	1	2	21	5	50	1.15	.204	167	6	0			
2019	AAA	Rochester Red Wings	5	3	5.76	45	1	0	0	0	3	75.0	75	49	48	7	6	35	1	92	1.47	.268	280	7	1			
2020	DID NOT PLAY																											
2021	AAA	Salt Lake Bees	0	0	8.44	8	0	0	0	1	1	10.2	13	10	10	1	1	6	0	17	1.78	.302	43	1	0			
2021	AAA	Oklahoma City Dodgers	0	0	2.61	9	0	0	0	0	0	10.1	12	3	3	1	1	1	0	11	1.26	.300	40	1	0			
2021	AAA	Durham Bulls	0	0	0.00	1	0	0	0	0	0	1.1	1	0	0	0	0	0	0	0	0.75	.250	4	0	0			
2021	AAA	Syracuse Mets	0	1	4.50	8	0	0	0	0	1	8.0	7	5	4	1	1	2	0	8	1.13	.233	30	1	0			
2021	MLB	Los Angeles Dodgers	0	0	3.58	6	1	0	0	0	1	5.1	5	3	2	1	0	2	1	5	1.31	.238	21	0	0			
2021	MLB	New York Mets	0	1	3.86	4	0	0	0	0	0	4.2	5	3	2	0	0	0	0	5	1.07	.263	19	0	0			
2022	A	St. Lucie Mets	0	0	0.00	2	1	0	0	0	0	2.0	1	0	0	0	1	0	0	4	0.50	.167	6	0	0			
2022	AAA	Los Angeles Dodgers	0	0	5.73	8	0	0	0	0	1	11.0	11	8	7	1	3	5	0	11	1.45	.244	45	0	0			
2022	AAA	New York Mets	2	0	0.87	10	0	0	0	0	1	10.1	8	1	1	0	1	3	1	11	1.06	.211	38	0	1			
2022	MLB	Los Angeles Dodgers	1	0	11.37	5	0	0	0	0	0	6.1	4	8	8	2	1	6	0	6	1.58	.174	23	0	0			
2022	MLB	Los Angeles Dodgers	0	0	1.93	5	0	0	0	1	1	4.2	6	1	1	0	0	1	0	2	1.50	.316	19	0	0			
2022	MLB	Baltimore Orioles	1	0	6.35	8	0	0	0	0	0	5.2	7	6	4	0	2	1	0	5	1.41	.292	24	0	1			
Career	MLB	3 Teams	2	1	5.74	28	1	0	0	1	2	26.2	27	21	17	3	3	10	1	23	1.39	.255	106	0	1			
Career	Minors	10 Teams	21	15	3.69	262	3	0	0	22	38	375.1	323	176	154	18	33	139	9	394	1.23	.235	1377	29	2			



Michael Reed - OF

Bats: Switch / Throws: Right

Height: 6-4 / Weight: 218

Born: 4/27/1995 in Bronx, N.Y.

Acquired by Dodgers: Signed as a free agent,
June 18, 2022



2022:

- Began the season in the Athletics organization with Triple-A Las Vegas...struggled to a .196 average with 10 hits and three RBI in 20 games for the Aviators before being released May 10.
- Signed a minor league deal with Los Angeles June 18 and was assigned to Double-A Tulsa.
- Regained his form with the Drillers, slashing .274/.337/.417 with six doubles, two home runs, six RBI and nine stolen bases in 28 games.
- Hit a two-run, pinch-hit home run during his first at-bat with Tulsa July 29 vs. Arkansas to tie the game in the sixth inning.

2021:

- Appeared in 43 games with Las Vegas in an injury-shortened season, spending eight weeks on the Injured List with a sprained right thumb...did not play for Las Vegas June 9-Aug. 11.
- Batted .247 with a home run and 13 RBI...set a career high with a .367 OBP...hit .327 with runners on.

Career:

- Enters his eighth professional season and second in the Dodgers organization...selected by San Diego in the second round of the 2016 MLB Draft from the University of Florida, just one pick after teammate Logan Shore...was previously selected by Texas in the 35th round of the 2013 MLB Draft out of high school but did not sign.
- Launched a career-high 14 home runs with Double-A Amarillo in 2019 and ranked seventh in the Texas League with 23 stolen bases.
- Shipped to Oakland after the 2019 season as the player to be named later in exchange for Jurickson Profar.
- Racked up the accolades in 2018...earned two California League Player of the Week honors in addition to being named the California League Player of the Month for April...named a California League Mid-Season All-Star and played in the 2018 MLB All-Star Futures Game at Nationals Park, going 1-for-2 with a single...honored as a California League Post-Season All-Star, a *Baseball America* High-A All-Star and an MLB.com Organization All-Star...later named the AFL Rising Stars Game MVP.
- Earned SEC-All Defensive Team honors in 2015 and 2016 with Florida as the Gators made the College World Series in both seasons.

Reed's Career Stats

Season	League	Team	AVG	G	AB	R	H	2B	3B	HR	RBI	BB	IBB	SO	SB	CS	OBP	SLG	OPS
2016	A(Short)	Tri-City Dust Devils	.254	51	205	31	52	9	4	0	13	22	0	53	15	5	.326	.337	.663
2017	A(Full)	Fort Wayne TinCaps	.234	88	316	48	74	17	8	6	35	23	1	97	12	8	.290	.396	.686
2018	A(Adv)	Lake Elsinore Storm	.324	79	315	54	102	21	7	12	47	24	0	84	33	7	.371	.549	.920
2018	AA	San Antonio Missions	.179	43	179	21	32	7	0	1	15	12	0	63	18	3	.227	.235	.462
2019	AA	Amarillo Sod Poodles	.228	121	381	49	87	15	2	14	50	42	4	126	23	8	.310	.388	.698
2020	DID NOT PLAY																		
2021	ROK	ACL Athletics	.400	2	5	1	2	1	0	0	1	2	0	2	0	0	.571	.600	1.171
2021	AAA	Las Vegas Aviators	.247	43	97	20	24	5	1	1	13	15	0	41	3	2	.354	.351	.705
2022	ROK	ACL Dodgers	.267	4	15	3	4	1	0	0	2	1	0	3	2	0	.313	.333	.646
2022	AA	Tulsa Drillers	.274	28	84	20	23	6	0	2	6	8	0	30	9	1	.337	.417	.754
2022	AAA	Las Vegas Aviators	.196	20	51	5	10	0	0	0	3	4	0	16	1	0	.255	.196	.451
Career	Minors	9 Teams	.249	479	1648	252	410	82	22	36	185	153	5	515	116	34	.314	.391	.705



Nick Robertson - RHP

Bats: Right / Throws: Right

Height: 6-6 / Weight: 265

Born: 7/16/1998 in Roanoke, Va.

Acquired by Dodgers: Selected in the seventh round of the 2019 MLB Draft



2022:

- Made a career-high 53 appearances between Double-A Tulsa and OKC...had a cumulative 4.43 ERA with 87 strikeouts in 67.0 innings — also both career highs...went 9-for-10 in save chances.

- Spent most of the season with Tulsa...posted a 1-3 record with a 4.88 ERA in 44 appearances (two starts) and went 7-for-8 in save opportunities; at the time of his promotion to OKC, was tied for the team lead in appearances and had the second-most strikeouts among Drillers relievers (72).

- Starting in July, posted a 2.95 ERA over his final 17 appearances with Tulsa...kept opponents scoreless in 13 of 17 outings...had 27 strikeouts against seven walks over 21.1 IP.

- Joined OKC Sept. 6 and made nine appearances before the end of the season...allowed four runs (three earned) and 10 hits over 11.2 innings with 15 strikeouts against three walks...did not yield a run in seven of nine outings...ended his season with back-to-back saves against Salt Lake.

2021:

- Spent the entire season with Double-A Tulsa, amassing a 2-4 record with a 3.53 ERA and 63 strikeouts...appeared in 39 games, the most of any Drillers pitcher...made his first professional start June 29 against Arkansas as an opener, allowing two hits and striking out one in 2.0 IP.

- Allowed just one earned run and issued no walks in nine June appearances while striking out 12.

- Invited to ML Spring Training with Los Angeles.

Career:

- Selected by the Dodgers in the seventh round of the 2019 MLB Draft out of James Madison — the program's highest selection since Mark Lowery was selected by Cleveland in the fourth round of the 2011 MLB Draft.

- Has a 3.6/1 strikeout-to-walk ratio during his career, with 173 strikeouts against 48 walks in 142.0 innings.

- Made his professional debut with Rookie-Level Ogden July 22, 2019, against Grand Junction, striking out the side in the eighth en route to a 1-2-3 inning in his only frame of work.

- Appeared in 23 games in his junior season with the Dukes, posting a 1.01 ERA with 54 strikeouts and eight saves while holding opponents to a .128 average...named to the CAA First-Team.

Robertson's Career Stats

Season	League	Team	W	L	ERA	G	GS	CG	SHO	SV	SVO	IP	H	R	ER	HR	HB	BB	IBB	SO	WHIP	AVG	AB	WP	BK		
2019	ROA	Ogden Raptors	0	0	2.45	11	0	0	0	1	1	11.0	7	3	3	0	0	1	0	16	0.73	.179	39	2	0		
2019	ROK	AZL Dodgers	0	0	0.00	5	0	0	0	0	1	5.1	2	1	0	0	1	0	0	7	0.38	.105	19	0	0		
2020	DID NOT PLAY																										
2021	AA	Tulsa Drillers	2	4	3.53	39	1	0	0	4	9	58.2	55	28	23	5	2	17	0	63	1.23	.248	222	2	0		
2022	AA	Tulsa Drillers	1	3	4.88	44	2	0	0	7	8	55.1	52	33	30	7	5	27	2	72	1.43	.244	213	8	0		
2022	AAA	Oklahoma City Dodgers	0	0	2.31	9	0	0	0	2	2	11.2	10	4	3	0	0	3	0	15	1.11	.222	45	0	0		
Career	Minors	4 Teams	3	7	3.74	108	3	0	0	14	21	142.0	126	69	59	12	8	48	2	173	1.23	.234	538	12	0		



Logan Salow - LHP

Bats: Left / Throws: Left
 Height: 6-1 / Weight: 185
 Born: 4/5/1993 in Ashland, Ky.
 Acquired by Dodgers: Trade with Oakland,
 April 25, 2018



2022:

- Spent almost the entire season on the Injured List before joining Oklahoma City Sept. 15.
- Ended up making three appearances before the end of the season...allowed three runs and one hit over 3.0 innings with four walks and four strikeouts.
- Used as an opener in his season debut at Albuquerque and surrendered a three-run homer in the first inning...did not allow another hit to the 14 batters he faced during his brief campaign.

2021:

- Spent the entire season with Triple-A Oklahoma City, holding a 3-0 record with a 3.73 ERA and 47 strikeouts in 38 relief outings.
- Struck out five consecutive batters May 15 against Sacramento.
- Did not allow a hit and issued just one walk in his six September outings (5.2 IP)...had allowed 29 total hits and issued 32 total walks from May through August.
- Surrendered just two home runs on the season while holding opponents to a .212 average...did not allow a home run until Aug. 20 at Sugar Land — his first allowed since May 14, 2019 (55 straight appearances without a HR allowed).

Career:

- Enters his seventh professional season and his sixth with the Dodgers...acquired by the Dodgers from Oakland April 25, 2018 in exchange for RHP Wilmer Font.
- Named a 2019 MiLB.com Organization All-Star...split time between High-A Rancho Cucamonga and Double-A Tulsa...set a career high with 43 appearances, including the first two starts of his pro career...went 2-2 with a 2.31 ERA and was 5-for-5 in save opportunities...limited opponents to a .153 batting average across both levels...allowed only two homers all season...worked at least parts of multiple innings in 26 of 43 games, with 13 outings of at least 2.0 IP.
- Notched a career-best 93 strikeouts in just 62.1 IP in 2019...averaged 13.4 strikeouts per 9.0 IP...struck out a season-high six batters in 2.2 innings of relief against San Jose on April 19...selected as a California League Mid-Season All-Star...went 2-0 with a 1.47 ERA and 71 strikeouts in 27 relief appearances (43.0 IP)...held California League opponents to a .118 batting average and posted a 0.91 WHIP.
- Selected by Oakland in the sixth round of the 2017 MLB Draft from the University of Kentucky, where he was a teammate of former OKC/LA Dodger Zach Reks...notched 12 saves during his senior season to go along with a 1.95 ERA, .188 BAA and 73 strikeouts in 55.1 IP.

Salow's Career Stats

Season	League	Team	W	L	ERA	G	GS	CG	SHO	SV	SVO	IP	H	R	ER	HR	HB	BB	IBB	SO	WHIP	AVG	AB	WP	BK			
2017	RK	AZL Athletics	0	0	0.00	1	0	0	0	1	1	1.2	1	0	0	0	1	0	1	1	1.20	.200	5	0	0			
2017	A(Short)	Vermont Lake Monsters	2	3	1.61	15	0	0	0	1	2	22.1	14	7	4	0	2	14	0	28	1.25	.177	79	3	0			
2018	A(Full)	Beloit Snappers	2	0	1.59	4	0	0	0	0	0	5.2	1	2	1	0	0	2	0	8	0.53	.063	16	0	1			
2018	A(Full)	Great Lakes Loons	1	0	5.06	3	0	0	0	0	0	5.1	5	3	3	1	0	2	0	8	1.31	.227	22	0	0			
2018	A(Adv)	Rancho Cucamonga Quakes	4	2	2.82	34	0	0	0	3	4	44.2	41	14	14	2	3	12	0	56	1.19	.238	172	5	0			
2019	A(Adv)	Rancho Cucamonga Quakes	0	2	1.47	27	0	0	0	5	5	43.0	17	8	7	2	4	22	0	71	0.91	.118	144	3	0			
2019	AK	Tulsa Drillers	2	2	4.19	16	2	0	0	0	0	19.1	16	12	9	0	4	21	1	22	1.91	.225	71	7	0			
2020	DID NOT PLAY																											
2021	AAA	Oklahoma City Dodgers	3	0	3.73	38	0	0	0	0	1	41.0	32	20	17	2	3	33	0	47	1.59	.212	151	8	0			
2022	AAA	Oklahoma City Dodgers	0	0	6.00	3	1	0	0	0	0	3.0	1	3	2	1	0	4	0	4	1.67	.091	11	1	0			
Career	Minors	7 Teams	14	7	2.76	141	3	0	0	10	13	186.0	128	69	57	8	15	111	1	245	1.28	.191	671	27	1			



Tayler Scott - RHP

Bats: Left / Throws: Right
 Height: 6-3 / Weight: 185
 Born: 6/1/1992 in Johannesburg, South Africa
 Acquired by Dodgers: Signed as a free agent,
 Jan. 3, 2023



2022:

- Began the season with Triple-A El Paso before appearing in eight games with San Diego...posted a 2-1 record with a 3.76 ERA and 1.28 WHIP in 33 relief appearances for the Chihuahuas...notched 52 strikeouts and only 11 walks over 40.2 innings.
- Struck out a season-high six batters July 30 at Tacoma in 2.2 IP.
- Initially had his contract selected by San Diego July 3 and was recalled for a second stint Aug. 2... played in eight total games for the Padres and racked up 13 strikeouts in 12.0 IP...struck out four batters July 4 against Seattle and again July 10 against San Francisco.
- Designated for assignment by San Diego Sept. 11 and was claimed off waivers by Philadelphia Sept. 14...struggled in four relief outings with Triple-A Lehigh Valley, allowing five runs and seven hits within 3.0 IP...DFA by Philadelphia Dec. 16 and outrighted off the 40-man roster Dec. 22.

2021:

- Was under contract with the Hiroshima Toyo Carp of Japan's Nippon Professional Baseball but did not log a regular season appearance...did play in seven games for Hiroshima's Western League affiliate, posting a 1.96 ERA over 23.0 innings.

Career:

- Originally selected by Chicago (NL) in the 5th round of the 2011 MLB Draft out of Notre Dame Prep High School in Scottsdale, Ariz...committed to Arizona but decided to sign instead of playing collegiately...native of South Africa was born and raised in Johannesburg and moved to Arizona when he was 16 to pursue his baseball career.
- Has played in seven different organizations prior to joining the Dodgers...appeared in the Majors with Seattle, Baltimore and San Diego for a total of 21 games.
- Was the first South African pitcher to appear in an NPB game when he pitched with Hiroshima in 2020.
- Made his ML debut with Seattle June 8, 2019 at Los Angeles (AL) and became the first South African to pitch in a ML game.
- Appeared in 17 games for the Sioux City Explorers of the American Association of Professional Baseball in 2016 before signing a minor league deal with Milwaukee July 16...traded to Texas July 31, 2017 in exchange for reliever Jeremy Jeffress.
- Named a 2013 Midwest League Mid-Season All-Star with Class-A Kane County after posting a 4-2 record with a 3.84 ERA, 1.31 WHIP and 35 strikeouts in 12 first-half starts for the Cougars.

Scott's Career Stats

Season	League	Team	W	L	ERA	G	GS	CG	SHO	SV	SVO	IP	H	R	ER	HR	BB	SO	WHIP	AVG	AB	WP	BK	
2013	ROK	AZL Cubs	0	0	7.36	2	0	0	0	0	0	3.2	4	3	3	0	1	0	2	1.36	267	15	0	
2012	A(Chgo)	Boston Hawks	5	1	2.92	15	15	0	0	0	0	71.1	66	30	20	0	4	29	0	4.3	1.83	245	209	9
2013	A(Full)	Kane County Cougars	6	8	4.22	24	24	0	0	0	0	130.0	144	70	61	6	4	54	0	67	1.52	282	513	9
2014	A(Adv)	Dryden Cubs	0	0	4.34	26	26	0	0	0	0	134.2	142	79	65	14	7	52	0	79	1.44	268	529	13
2015	A(Adv)	Myrtle Beach Pelicans	2	2	1.96	11	1	0	0	2	3	23.0	18	6	5	1	2	6	0	27	1.04	222	81	2
2015	AA	Tennessee Smokies	4	1	5.23	15	0	0	0	1	1	31.0	32	19	18	3	0	20	0	21	1.68	270	115	2
2016	AA	Biloxi Shuckers	3	2	4.39	24	0	0	0	1	2	26.2	21	15	13	3	0	14	0	21	1.31	212	99	4
2017	AAA	Biloxi Shuckers	4	6	2.34	42	0	0	0	2	5	61.2	57	21	16	3	1	35	2	63	1.49	245	233	13
2017	AAA	Round Rock Express	0	1	7.62	12	0	0	0	1	2	13.0	17	12	11	3	0	5	0	13	1.69	290	57	3
2018	AAA	Round Rock Express	5	5	3.26	44	0	0	0	1	2	60.2	60	25	22	4	0	25	1	52	1.04	265	225	6
2018	AAA	Tacoma Rainiers	3	2	6.43	20	0	0	0	1	2	35.0	32	25	25	4	2	19	1	47	1.46	246	130	4
2019	AAA	Norfolk Tides	0	0	0.56	13	0	0	0	6	0	16.0	11	1	1	0	0	3	0	21	0.80	193	57	3
2019	MLB	Seattle Mariners	0	0	9.39	5	2	0	0	0	0	7.2	11	10	8	1	2	6	0	7	2.22	333	33	0
2019	MLB	Baltimore Orioles	0	0	10.69	0	0	0	0	0	0	0.2	20	10	10	5	2	5	0	7	2.88	44	45	2
2020	NPB	Hiroshima Carp	3	6	4.99	25	0	0	0	1	1	48.2	55	33	27	2	4	14	1	46	1.62	256	215	2
2021	NPB	Hiroshima Carp	2	1	1.96	7	0	0	0	0	0	23.0	15	9	5	0	1	6	0	22	0.91	165	91	0
2022	AAA	El Paso Chihuahuas	2	1	3.76	33	0	0	0	3	5	49.2	41	22	17	5	1	11	0	52	1.20	261	157	7
2022	AAA	Lehigh Valley IronPigs	0	0	15.00	4	0	0	0	0	2	3.0	7	5	5	0	1	4	0	4	3.67	430	16	0
2022	MLB	San Diego Padres	0	1	6.75	0	0	0	0	0	0	12.0	19	10	9	1	0	6	0	13	2.00	350	53	0
Career	MLB	3 Teams	0	1	11.12	2	2	0	0	0	0	28.1	50	38	35	2	7	0	0	27	2.26	382	131	2
Career	Minors	12 Teams	42	37	3.90	285	66	0	0	10	32	650.1	652	341	282	46	2	278	4	512	1.43	261	2495	77
Career	NPB	1 Team	5	7	4.02	31	0	0	0	1	0	71.2	70	42	32	2	5	20	1	68	1.26	229	106	2



Gavin Stone - RHP

Bats: Right / Throws: Right
 Height: 6-1 / Weight: 175
 Born: 10/15/1998 in Lake City, Ark.
 Acquired by Dodgers: Selected in the fifth round of the 2020 MLB Draft



2022:

- Named 2022 Los Angeles Dodgers Branch Rickey Minor League Pitcher of the Year...went 9-6 with a 1.48 ERA across 26 games (25 starts) between three levels of the organization...posted a 1.12 WHIP and .206 BAA with 168 strikeouts against 44 walks (3.8 K/BB) over 121.2 IP.
- Led all pitchers across the Minors in ERA and was tied for ninth overall in strikeouts...ranked second among Dodgers minor leaguers in strikeouts, WHIP and BAA, trailing Nick Nastrini in each category...allowed two or fewer runs in 24 of 26 outings, including 15 scoreless performances...surrendered three home runs all season and only one was hit with a runner on base.
- Began the season with High-A Great Lakes and made six starts, posting a 1-1 record with a 1.44 ERA and 28 strikeouts in 25.0 IP...had a 1.00 WHIP and opponents batted .204 with 28 strikeouts against six walks before being promoted to Double-A Tulsa.
- During his time in the Texas League May 18-Aug. 15, led the league with a 1.60 ERA and 107 strikeouts...ranked fourth in both WHIP (1.21) and opponent batting average (.219)...at the time of his promotion to OKC, led Tulsa in ERA and was second in strikeouts while being tied for the lead in wins among starters (6).
- Made his Double-A debut May 18 at Amarillo, earning the win as he allowed no runs on five hits while striking out eight in 5.0 IP...struck out four of the first five batters.
- Promoted to OKC Aug. 18...held a 2-1 record with a 1.16 ERA and 33 strikeouts in six starts for the Dodgers...made Triple-A debut during Game 1 of a doubleheader at Sugar Land Aug. 19 and did not allow a run or hit over 4.0 innings.
- Over final two starts of the season, allowed one run and six hits in 12.0 innings, with one walk and 18 strikeouts...only run scored on a solo homer...notched 11 strikeouts during his season finale Sept. 26 vs. Salt Lake for his fifth overall game of the season with double digits strikeouts.

2021:

- Spent most of his first professional season with Low-A Rancho Cucamonga before being promoted to High-A Great Lakes in August...went a combined 2-2 with a 3.76 ERA, 1.23 WHIP and .249 BAA...had 138 strikeouts against 25 walks (5.52 K/BB) across 91.0 IP (13.6 K/9.0 IP).
- Named Low-A West Pitcher of the week on two occasions...first earned the award for the week of July 26-Aug. 1 after allowing no runs on just one hit in 6.0 innings while striking out nine July 31 at Modesto...honored two weeks later Aug. 9-15 after allowing no runs on four hits while striking out 12 batters Aug. 13 at Inland Empire.

Career:

- Enters his third professional season as the No. 6 prospect in the Dodgers organization and No. 56 overall by *Baseball America*...ranked as the organization's No. 5 prospect by *MLB Pipeline* and No. 56 overall.
- Selected by the Dodgers in the fifth round of the 2020 MLB Draft out of the University of Central Arkansas, becoming the Bears' third-highest draftee overall in school history and the highest selection since 1992; also became the school's highest-drafted pitcher...was the second-to-last pick of the truncated draft.
- Pitched the third no-hitter in UCA school history March 6, 2020 against Southeastern Louisiana, as he struck out 13 batters while walking just one...ended up being his final collegiate start due to the COVID-19 pandemic.

Stone's Career Stats

Season	League	Team	W	L	ERA	G	GS	CG	SHO	SV	SVO	IP	H	R	ER	HR	HB	BB	IBB	SO	WHIP	AVG	AB	WP	BK
2021	A	Rancho Cucamonga Quakes	1	2	3.73	18	17	0	0	0	0	70.0	69	35	29	5	1	20	0	101	1.27	.253	273	9	0
2021	A+	Great Lakes Loons	1	0	3.86	5	5	0	0	0	0	21.0	18	9	9	2	0	5	0	37	1.10	.234	77	0	1
2022	A+	Great Lakes Loons	1	1	1.44	6	6	0	0	0	0	25.0	19	5	4	1	1	6	0	28	1.00	.204	93	0	0
2022	AA	Tulsa Drillers	6	4	1.60	14	13	0	0	0	0	73.1	59	16	13	1	0	30	0	107	1.21	.219	270	3	0
2022	AAA	Oklahoma City Dodgers	2	1	1.16	6	6	0	0	0	0	23.1	14	5	3	1	2	8	0	33	0.94	.169	83	1	0
Career	Minors	4 Teams	11	8	2.45	49	47	0	0	0	0	212.2	179	70	58	10	4	69	0	306	1.17	.225	796	13	1



Wander Suero - RHP

Bats: Right / Throws: Right
 Height: 6-4 / Weight: 215
 Born: 9/15/1991 in Sabena Larga, D.R.
 Acquired by Dodgers: Signed as a free agent,
 Jan. 23, 2023



2022:

- Began the season with Triple-A Salt Lake, compiling a 2-3 record with two saves, a 6.08 ERA and 15 strikeouts in 20 relief appearances before being released July 8.
- Signed with the Sultanes de Monterrey of the Mexican League July 14...made seven appearances, going 1-1 with a 2.84 ERA and eight strikeouts in 6.1 innings of work...did not allow a run in six of seven outings.
- Following the regular season, played for Tigres del Licey in the Dominican Winter League, marking the sixth time in the last eight seasons he's pitched for the club...made seven appearances.

2021:

- Made Washington's Opening Day roster as a member of the bullpen...split time between the Nationals and Triple-A Rochester...missed over a month of the season due to a left oblique strain.
- Went 2-3 with a 6.33 ERA and 44 strikeouts in 45 relief appearances for Washington, while holding a 2-1 record with a 6.39 ERA and 16 strikeouts in 12 outings with Rochester.
- Allowed 11 home runs in just 42.2 innings with Washington.

Career:

- Entering his 14th professional season and first with the Dodgers...originally signed by Washington as a free agent May 29, 2010.
- Made 185 career appearances with the Nationals between the 2018-21 seasons...owns a career 4.61 ERA and has 200 strikeouts in 185.1 innings.
- Won the 2019 World Series with Washington, appearing in three World Series games and retiring all five batters he faced...was the only pitcher in the series to not allow any baserunners.
- Made his ML debut May 1, 2018 against Pittsburgh, allowing two hits in 0.2 IP...recorded his first ML strikeout May 4 against Philadelphia.
- Named a 2017 MiLB.com Organization All-Star after posting a 3-2 record with a 1.79 ERA with 65 strikeouts in 54 relief appearances across Double-A Harrisburg and Triple-A Syracuse.
- Honored as a 2013 Gulf Coast League Post-Season All-Star with the GCL Nationals.

Suero's Career Stats

Season	League	Team	W	L	ERA	G	GS	CG	SHO	SV	SVO	IP	H	R	ER	HR	HB	BB	IBB	SO	WHIP	AVG	AB	WP	BK
2010	ROK	DSL Nationals	2	3	4.72	15	4	0	0	0	1	34.1	35	22	18	2	1	23	1	39	1.69	.269	130	7	0
2011	ROK	DSL Nationals	3	2	5.49	16	2	0	0	1	3	39.1	35	27	24	4	4	26	0	41	1.55	.230	152	14	0
2012	ROK	DSL Nationals	4	2	3.41	9	8	0	0	0	0	37.0	29	19	14	3	4	12	0	34	1.11	.207	140	8	2
2013	ROK	GCL Nationals	8	1	1.65	13	3	0	0	2	49.0	27	10	9	2	2	13	0	46	0.82	.156	173	7	1	
2014	A(Full)	Hagerstown Suns	4	1	2.13	17	6	0	0	3	3	72.0	59	22	17	3	7	11	0	62	0.97	.227	260	4	1
2014	A(Adv)	Potomac Nationals	2	1	7.57	12	0	0	0	0	0	27.1	33	23	23	4	6	10	0	21	1.57	.303	109	12	2
2015	A(Adv)	Potomac Nationals	6	2	2.41	16	5	0	0	2	2	56.0	49	21	15	1	4	18	1	39	1.20	.237	207	3	1
2015	AA	Harrisburg Senators	1	2	6.35	17	0	0	0	0	1	34.0	42	25	24	4	0	14	0	29	1.65	.307	137	5	0
2016	AA	Harrisburg Senators	3	0	2.44	39	0	0	0	4	7	55.1	53	16	15	3	6	21	2	48	1.34	.257	206	3	0
2017	AA	Harrisburg Senators	0	1	1.96	18	0	0	0	10	11	23.0	18	8	5	2	1	5	0	23	1.00	.205	88	2	0
2017	AAA	Syracuse Chiefs	3	1	1.70	36	0	0	0	10	11	42.1	33	10	8	1	2	14	2	42	1.11	.212	156	1	0
2018	AAA	Syracuse Chiefs	1	2	3.71	14	0	0	0	1	2	17.0	16	9	7	1	1	4	1	16	1.18	.242	66	1	0
2018	MLB	Washington Nationals	4	1	3.59	40	0	0	0	0	0	47.2	43	20	19	4	4	15	2	47	1.22	.240	179	3	1
2019	MLB	Washington Nationals	6	4	4.54	78	0	0	0	1	7	71.1	64	36	36	5	3	26	3	81	1.26	.242	264	2	1
2020	MLB	Washington Nationals	2	0	3.80	22	0	0	0	0	0	23.2	20	10	10	1	3	10	2	28	1.27	.227	88	2	0
2021	AAA	Rochester Red Wings	2	1	6.39	12	1	0	0	0	0	12.2	12	9	9	0	0	3	1	16	1.18	.255	47	0	0
2021	MLB	Washington Nationals	2	3	6.33	45	0	0	0	0	3	42.2	45	35	30	11	4	15	1	44	1.41	.266	169	5	0
2022	AAA	Salt Lake Bees	2	3	6.08	20	0	0	0	2	4	23.2	35	19	16	2	1	9	0	15	1.86	.350	100	5	0
Career	MLB	1 Team	14	13	4.61	185	0	0	0	1	10	185.1	172	101	95	21	14	66	8	200	1.28	.246	700	12	2
Career	Minors	8 Teams	41	22	3.51	254	29	0	0	33	47	523.0	476	240	204	32	39	183	8	471	1.26	.242	1971	72	7



Miguel Vargas - IF

Bats: Right / Throws: Right

Height: 6-3 / Weight: 205

Born: 11/17/1999 in Havana, Cuba

Acquired by Dodgers: Signed as an international free agent, Sept. 7, 2017



2022:

• Sparkled in his first Triple-A season, slashing .304/.404/.511 with 32 doubles, four triples, 17 home runs, 82 RBI, 71 walks and 16 stolen bases in 113 games for Oklahoma City...was honored as an MiLB.com Organization All-Star for the second consecutive season in addition to being named the Pacific Coast League's Top MLB Prospect and *Baseball America's* Triple-A Player of the Year.

• Tied for the PCL lead with 100 runs scored despite not playing in the league for the final month of the season...ranked second in the PCL in AVG and OBP...was third in OPS and tied for third in doubles...ranked fifth in walks, sixth in SLG, sixth in total bases, seventh in hits and tied for eighth in RBI.

• Selected by Los Angeles Aug. 2 and made his ML debut the next day in San Francisco; went 2-for-4 with two RBI and hit a RBI double in his first career at-bat...appeared in two games before being optioned to OKC Aug. 9...promoted back to Los Angeles Sept. 1...clubbed his first ML home run Sept. 24 with a two-run shot vs. St. Louis.

• Had a 14-game hitting streak with OKC June 17-July 2, going 23-for-56 (.411) with three homers, seven doubles and 14 RBI...scored a run in 13 straight games, April 28-May 12 (20 runs total).

• Participated in the All-Star Futures Game July 16, starting for the National League...went 0-for-1 with a walk and a run scored.

2021:

• Named the 2021 Branch Rickey Minor League Player of the Year by the Dodgers in addition to being named a MiLB.com Organization All-Star...batted a combined .319/.380/.526 with 23 homers, 27 doubles, 76 RBI, 98 runs scored and 11 stolen bases between the High-A and Double-A levels.

• Spent the first 37 games of the season with High-A Great Lakes before finishing the campaign with Double-A Tulsa, where he posted 16 doubles, one triple, 16 home runs and a Double-A Central-Leading .321 average in 83 appearances...put together a 22-game hitting streak with the Loons from May 13 through June 5, hitting for a .325 average with 11 RBI.

• Named the August Double-A Central Player of the Month after posting an impressive .410 average in 26 games...recorded at least one hit in all but four games while having at least one RBI in half of the games played...had his first career two-homer game Aug. 14 against Wichita.

• Recorded a career-high eight RBI July 25 against Northwest Arkansas, finishing a triple shy of the cycle and drawing two walks.

Career:

• Enters his sixth pro season ranked as the organization's No. 3 prospect by *Baseball America* and *MLB Pipeline*; ranked as the No. 29 overall prospect by *Baseball America* and No. 37 overall prospect by *MLB Pipeline*.

• Is a career .313 hitter in the Minors with an .878 OPS.

• Signed as an international free agent Sept. 7, 2017 at the age of 17 after defecting from Cuba...spent his first pro season with the Rookie AZL Dodgers and Ogden before advancing to Low-A Great Lakes.

• His father, Lazaro, is a baseball legend in Cuba, having played 22 years in the country's top league and winning the gold medal at the 1992 and 1996 Olympics.

Vargas' Career Stats

Season	League	Team	AVG	G	AB	R	H	2B	3B	HR	RBI	BB	IBB	SO	SB	CS	OBP	SLG	OPS
2018	ROK	AZL Dodgers	.419	8	31	6	13	3	1	0	2	5	0	3	1	0	.514	.581	1.095
2018	ROK	Ogden Raptors	.394	22	94	25	37	11	1	2	22	8	0	13	6	1	.447	.596	1.043
2018	A(Full)	Great Lakes Loons	.213	23	75	4	16	1	1	0	6	10	0	20	0	0	.307	.253	.560
2019	A(Full)	Great Lakes Loons	.325	70	280	53	91	20	2	5	45	35	1	43	9	1	.399	.464	.863
2019	A(Adv)	Rancho Cucamonga Quakes	.284	54	211	23	60	18	1	2	32	20	2	40	4	3	.353	.408	.761
2020	DID NOT PLAY																		
2021	A+	Great Lakes Loons	.314	37	156	31	49	11	1	7	16	9	0	32	4	0	.366	.532	.898
2021	AA	Tulsa Drillers	.321	83	327	67	105	16	1	16	60	36	0	57	7	1	.386	.523	.909
2022	AAA	Oklahoma City Dodgers	.304	113	438	100	133	32	4	17	82	71	1	76	16	5	.404	.511	.915
2022	MLB	Los Angeles Dodgers	.170	18	47	4	8	1	0	1	8	2	0	13	1	0	.200	.255	.455
Career	MLB	1 Team	.170	18	47	4	8	1	0	1	8	2	0	13	1	0	.200	.255	.455
Career	Minors	7 Teams	.313	410	1612	309	504	112	12	49	265	194	4	284	47	11	.390	.488	.878



Ryan Ward - OF

Bats: Left / Throws: Right
 Height: 5-11 / Weight: 200
 Born: 2/23/1998 in Worcester, Mass.
 Acquired by Dodgers: Selected in the eighth round
 of the 2019 MLB Draft



2022:

- Spent all season with Double-A Tulsa, leading the Drillers in home runs (28) and hits (117) and recorded the second-most RBI (78) while slashing .255/.319/.486 in 116 games.
- Had seven different instances of homering in at least back-to-back games and two cases of going deep in three consecutive games...recorded three multi-homer games.
- Finished second in the Texas League in homers and was sixth in total bases, seventh in SLG and tied for seventh in extra-base hits (48).
- Named the Texas League Player of the Week Aug. 7 after slashing .357/.387/.714 with a double, three home runs and nine RBI in six games...homered in three straight games Aug. 2-4.
- Recorded at least one RBI in nine out of 10 games April 20-May 1, amassing 15 total RBI.
- Ranked as the No. 29 overall prospect in the Dodgers organization by *Baseball America* in the midseason rankings.

2021:

- Played the entire campaign with High-A Great Lakes, leading the Loons in hits (112) while finishing second in doubles (21), home runs (27) and RBI (84).
- Racked up the accolades in his first full professional season...named the Midwest League Player of the Week July 25 and Aug. 1 in addition to being named the Midwest League Player of the Month for August...honored as a Midwest League Post-Season All-Star and an MiLB.com Organization All-Star at season's end.
- Compiled six multi-homer games...included two games of six RBI.

Career:

- Originally selected by Los Angeles in the eighth round of the 2019 MLB Draft out of Bryant University...dominated in his senior season with the Bulldogs, becoming the first Division I player in school history to hit over .400 on the season with a .409 average while setting program records with 101 hits and 157 total bases...struck out just 10 times on the season, while posting a team-record 30-game hitting streak and a 40-game on base streak...aiming to become just the third Bryant alum to play in the Majors.
- Made his professional debut with Rookie-Level Ogden June 17, 2019 against Grand Junction...recorded his first hit the next day at Orem with a single.

Ward's Career Stats

Season	League	Team	AVG	G	AB	R	H	2B	3B	HR	RBI	BB	IBB	SO	SB	CS	OBP	SLG	OPS
2019	ROA	Ogden Raptors	.271	49	188	35	51	11	2	4	23	19	0	30	7	4	.340	.415	.755
2020	DID NOT PLAY																		
2021	A+	Great Lakes Loons	.278	109	439	91	122	21	3	27	84	47	1	118	8	6	.352	.524	.876
2022	AA	Tulsa Drillers	.255	116	459	62	117	18	2	28	78	39	1	116	5	1	.319	.486	.805
Career	Minors	3 Teams	.267	274	1086	188	290	50	7	59	185	105	2	264	20	11	.336	.489	.825



Mark Washington - RHP

Bats: Right / Throws: Right

Height: 6-7 / Weight: 205

Born: 3/22/1996 in Glen Mills, Pa.

Acquired by Dodgers: Selected in the 25th round of the 2017 MLB Draft



2022:

- Began the season with Double-A Tulsa, going 3-0 with a 1.16 ERA and 22 strikeouts before being promoted to Oklahoma City May 28...at the time of his promotion, ranked first among Texas League pitchers with at least 20.0 IP in BAA (.120) and second in WHIP (0.81) and ERA.
- Posted a 3-0 record and four saves in 15 relief outings for the Drillers...recorded 22 strikeouts, punching out at least one in 13 of his appearances...held opponents to a .120 batting average (9x75) and did not allow a home run...allowed a run in just two of 15 games.
- Over his last 12 games with Tulsa, allowed one run and five hits over 18.0 IP...held opponents 5-for-58 with 18 strikeouts and eight walks (.086 BAA, 0.72 WHIP).
- Made his Triple-A debut May 28 against Reno, striking out one in a scoreless eighth inning as the Dodgers won, 9-2...did not allow a run over his first six games with OKC (5.2 IP).
- Finished the year 1-2 with a 5.61 ERA and 30 strikeouts in 27 Triple-A appearances (one start)...recorded at least one strikeout in each of his seven August outings.

2021:

- Spent the entire season with Double-A Tulsa, posting a 6-1 record in with a 2.00 ERA with 65 strikeouts in 63.0 IP.
- Recorded at least one strikeout in 32 of his 37 appearances, including four separate four-strikeout outings.
- Allowed just one combined home run and two earned runs in August and September after surrendering nine home runs and 12 earned runs from May to July.

Career:

- Selected by the Dodgers in the 25th round of the 2017 MLB Draft out of Lehigh University...only appeared in six games during his draft season.
- During his pro career, has a 2.96 ERA, 1.25 WHIP and .226 BAA over 126 games (five starts).
- Had a solid sophomore campaign at Lehigh, leading the team in wins (six) including a complete game at Saint Peter's while posting a 1.80 ERA — the fourth-lowest single-season ERA in program history.
- His late mother, Rosella Clemmons Washington, was a well-known jazz singer in the Philadelphia area.

Washington's Career Stats

Season	League	Team	W	L	ERA	G	GS	CG	SHO	SV	SVO	IP	H	R	ER	HR	BB	IBB	SO	WHIP	AVG	AB	WP	BK		
2017	ROK	AZL Dodgers	1	2	1.96	8	3	0	0	0	0	23.0	23	7	5	1	1	3	0	25	1.13	256	90	0	2	
2017	ROK	Ogden Raptors	0	1	15.43	1	0	0	0	0	0	2.1	3	5	4	0	1	2	0	2	2.14	273	11	1	0	
2018	ROK	Ogden Raptors	2	0	3.32	10	0	0	0	0	0	21.2	25	16	8	2	9	0	19	1.57	278	90	3	0		
2018	A(Full)	Great Lakes Loons	1	1	2.95	8	0	0	0	0	0	18.1	16	6	6	1	0	9	1	13	1.36	242	66	1	0	
2019	A(Full)	Great Lakes Loons	4	1	2.97	20	0	0	0	1	2	39.1	23	14	13	1	4	19	0	43	1.07	170	135	3	1	
2020	DID NOT PLAY																									
2021	AA	Tulsa Drillers	6	1	2.00	37	1	0	0	3	5	63.0	45	16	14	10	4	27	2	65	1.14	201	224	4	1	
2022	AA	Tulsa Drillers	3	0	1.16	15	0	0	0	4	4	23.1	9	3	3	0	1	10	0	22	0.81	120	75	0	0	
2022	AAA	Oklahoma City Dodgers	1	2	5.61	27	1	0	0	0	2	33.2	42	21	21	5	1	15	0	30	1.69	321	131	2	0	
Career	Minors	5 Teams	18	8	2.96	126	5	0	0	8	13	224.2	186	88	74	20	14	94	3	219	1.25	226	822	14	4	



Luke Williams - UTL

Bats: Right / Throws: Right
 Height: 6-1 / Weight: 186
 Born: 8/9/1996 in Park Ridge, Ill.
 Acquired by Dodgers: Signed as a free agent,
 Feb. 3, 2023



2022:

- Split the season between the Miami and San Francisco organizations...played in 79 games in the Majors with the Giants and Marlins as well as 14 Triple-A games with Sacramento and Jacksonville.
- Traded to San Francisco March 27 for Will Toffey after being designated for assignment by Philadelphia March 22...spent eight games with the Giants, hitting .250 in 12 plate appearances and played 10 games with Sacramento before being designated for assignment May 21.
- Traded to Miami for Hayden Cantrelle May 26...finished the season slashing .235/.290/.313 with four doubles, one triple, one home run, three RBI and 11 stolen bases in 71 games with the Marlins...only played with Miami from June 1 through the end of season...appeared in games at second base, third base and left field.
- Claimed off waivers by the Dodgers from the Marlins Nov. 8, but was not tendered a contract 10 days later and became a free agent...re-signed with the Dodgers later in the off-season.

2021:

- Began the season with Triple-A Lehigh Valley, slashing .352/.439/.465 with 25 hits and eight RBI in 18 games before earning his first ML promotion.
- Made his ML debut as a pinch hitter with Philadelphia June 8 against Atlanta, reaching on a bunt single against Drew Smyly...started his first ML game the following day where he went 2-for-4 with a walk-off two-run homer in the bottom of the ninth off Will Smith; ended up being his only home run at any level that season.
- Appeared in 58 games with the Phillies, slashing .245/.315/.316 with 24 hits and six RBI...appeared at six different positions...after sustaining an injury in late August, rejoined Lehigh Valley in September and played in 14 games before the season concluded.
- Started all four games with the United States in the qualifying tournament for the 2020 Summer Olympics...led the team with a .444 average and six RBI.

Career:

- Entering eighth professional season and his first with the Dodgers organization...originally selected by Philadelphia in the third round of the 2015 MLB Draft from Dana Hills High School in Dana Point, Calif...forwent his commitment to Cal Poly and signed with the Phillies.
- Was a non-roster invitee for Spring Training in 2020 but did not play a regular season game due to the cancellation of the minor league season...played for the Adelaide Giants of the Australian Baseball League, slashing .292/.299/.361 in 72 at-bats.
- Was a three-sport athlete in high school, competing in baseball, football and track.

Williams' Career Stats

Season	League	Team	AVG	G	AB	R	H	2B	3B	HR	RBI	BB	IBB	SO	SB	CS	OBP	SLG	OPS
2015	ROK	GCL Phillies	.288	38	118	12	34	5	0	0	12	21	0	23	9	2	.400	.331	.731
2016	A(Short)	Williamsport Crosscutters	.220	52	186	13	41	9	0	2	18	20	0	52	11	2	.297	.301	.598
2017	A(Full)	Lakewood BlueClaws	.216	115	402	41	87	16	0	1	27	28	0	83	29	2	.269	.264	.533
2018	A(Adv)	Clearwater Threshers	.245	110	388	51	95	13	1	9	43	35	1	76	14	7	.319	.353	.672
2019	AA	Reading Fightin Phils	.238	125	441	77	105	30	3	11	51	49	1	113	30	9	.319	.395	.714
2020	DID NOT PLAY																		
2021	AAA	Lehigh Valley IronPigs	.270	32	126	21	34	5	2	0	15	12	0	29	7	3	.329	.341	.670
2021	MLB	Philadelphia Phillies	.245	58	98	8	24	4	0	1	6	10	0	23	2	2	.315	.316	.631
2022	AAA	Sacramento River Cats	.378	10	37	8	14	4	0	0	7	3	0	13	4	2	.415	.486	.901
2022	AAA	Jacksonville Jumbo Shrimp	.167	4	12	3	2	0	0	1	1	5	0	5	5	0	.412	.417	.829
2022	MLB	San Francisco Giants	.250	8	12	1	3	1	0	0	3	0	0	4	0	0	.250	.333	.583
2022	MLB	Miami Marlins	.235	71	115	20	27	4	1	1	3	9	1	40	11	4	.290	.313	.603
Career	MLB	3 Teams	.240	137	225	29	54	9	1	2	12	19	1	67	13	6	.299	.316	.615
Career	Minors	8 Teams	.241	486	1710	226	412	82	6	24	174	173	2	394	109	27	.315	.338	.653



Justin Yurchak - IF

Bats: Left / Throws: Right

Height: 6-1 / Weight: 204

Born: 9/17/1996 in Clifton Park, N.Y.

Acquired by Dodgers: Trade with Chicago (AL),
Nov. 1, 2018



2022:

- Spent the entire campaign with Double-A Tulsa, slashing .282/.375/.399 with 22 doubles, eight home runs, 48 RBI and 53 walks...finished second on the team in doubles and walks (53) and third in hits (111).
- Batted just .213 with a .582 OPS through June 17, but from June 19 through the rest of the season, slashed .325/.408/.486 over his final 65 games...collected 79 hits during that span, including 23 extra-base hits; notched 21 multi-hit games.
- Posted a 14-game hitting streak July 1-23, going 22-for-52 (.423) with five doubles, one home run and 10 RBI.
- Recorded a season-high four hits July 17 at Springfield and again Sept. 4 against Northwest Arkansas
- Entered the season ranked as the No. 25 prospect in the Los Angeles system by *Baseball America*.

2021:

- Had a breakout season, leading all full-season players in the Minors with a .365 batting average between the High-A and Double-A levels...also ranked second overall with a .443 OBP.
- Began the season with High-A Great Lakes, posting a .356 average with 10 doubles, one triple, five home runs and 31 RBI in 62 games before being promoted to Double-A Tulsa in August.
- Was a triple shy of the cycle July 28 against West Michigan...blasted a home run with two singles and a double, resulting in a season-high four RBI.
- Made 30 appearances with Tulsa, compiling a .383 average with eight doubles, two home runs and 27 RBI...recorded a hit in 73 percent of his games while bringing home at least one run in 53 percent.

Career:

- Originally selected by Chicago (AL) in the 12th round of the 2017 MLB Draft out of Binghamton University, becoming the 13th player drafted in program history...traded to Los Angeles for pitcher Manny Bañuelos Nov. 1, 2018.
- Named MiLB.com Pioneer League player of the Month in August 2017 after tallying a scorching .449 average with nine doubles, one triple, four home runs and 12 RBI in 22 games with Great Falls...failed to record a hit in just four games.
- Played his freshman year at Wake Forest before transferring to Binghamton.

Yurchak's Career Stats

Season	League	Team	AVG	G	AB	R	H	2B	3B	HR	RBI	BB	IBB	SO	SB	CS	OBP	SLG	OPS
2017	ROK	Great Falls Voyagers	.345	60	223	46	77	13	1	8	27	43	0	33	1	0	.448	.520	.968
2018	A(Full)	Kannapolis Intimidators	.256	95	313	44	80	17	1	1	36	45	0	53	0	2	.348	.326	.674
2019	ROA	Ogden Raptors	.365	26	96	35	35	8	0	8	31	26	0	29	0	0	.496	.698	1.194
2019	A(Full)	Great Lakes Loons	.292	38	144	24	42	11	1	5	15	14	0	30	0	1	.358	.486	.844
2020	DID NOT PLAY																		
2021	A+	Great Lakes Loons	.356	62	225	42	80	10	1	5	31	38	1	47	2	1	.446	.476	.922
2021	AA	Tulsa Drillers	.383	30	115	21	44	8	0	2	27	13	0	22	0	0	.436	.504	.940
2022	AA	Tulsa Drillers	.282	110	393	52	111	22	0	8	48	53	0	61	2	1	.375	.399	.774
Career	Minors	6 Teams	.311	421	1509	264	469	89	4	37	215	232	1	275	5	5	.403	.449	.852



Bradley Zimmer - OF

Bats: Left / Throws: Right

Height: 6-4 / Weight: 185

Born: 11/27/1992 in San Diego, Calif.

Acquired by Dodgers: Signed as a free agent,

Dec. 17, 2022



2022:

• Played in 109 total games with the Toronto Blue Jays and Philadelphia Phillies...was used mostly as a defensive replacement in center field and only had 117 plate appearances...batted just .124 with two homers and five RBI...seven of 13 total hits went for extra bases.

• Traded from Cleveland to Toronto April 7 in exchange for Anthony Castro...collected only eight hits in 76 at-bats before being designated for assignment Aug. 15.

• Claimed off waivers by Philadelphia Aug. 18...went 4-for-16 across nine games before being designated for assignment Aug. 27.

• Returned to Toronto Aug. 29 after being claimed from Philadelphia...only received 13 at-bats over his final 23 games of the season...was not named as a member of the Blue Jays' postseason roster.

2021:

• Began the season with Triple-A Columbus, hitting for a .267 average with three doubles, one home run and eight RBI in 18 games before being recalled to Cleveland.

• Spent the remainder of the season with Cleveland, slashing .227/.325/.344 with nine doubles, one triple, eight home runs and 35 RBI in 99 games.

• Hit the two longest home runs of the campaign by any Cleveland batter with a 471-foot bomb Aug. 9 against Cincinnati and a 465-foot shot Aug. 26 vs. Texas...hit a solo homer off of his brother, Kyle, against Kansas City on Sept. 27 in an 8-3 Cleveland victory, becoming the fourth player to homer against a sibling in ML history.

Career:

• Selected by Cleveland with the 21st overall pick in the 2014 MLB Draft from the University of San Francisco, becoming the second-highest Don selected in the draft after his brother, Kyle, was selected fifth overall by Kansas City in 2012.

• Played in 372 career ML games with Cleveland, Toronto and Philadelphia...has a career .994 fielding percentage in center field, committing just three errors in center field in 291 games...only played in 43 games with Cleveland between 2018-19 after undergoing surgery on his right shoulder to repair a torn labrum.

• Made his ML debut May 16, 2017 against Tampa Bay...recorded his first ML hit the next day with a two-run double off Alex Cobb before hitting a solo home run in the ninth inning off Alex Colome.

• Selected to represent Team USA in the 2015 All-Star Futures Game in Cincinnati.

• Named the 2013 Cape Cod Baseball League MVP with the league-champion Cotuit Kettlers.

Zimmer's Career Stats

Season	League	Team	AVG	G	AB	R	H	2B	3B	HR	RBI	BB	SO	SB	CS	OBP	SLG	OPS	
2014	A(Short)	Mahoning Valley Scrappers	.304	45	168	32	51	11	2	4	30	19	0	30	11	4	.401	.464	.865
2014	A(Full)	Lake County Captains	.273	3	11	4	3	1	0	2	2	2	0	3	1	0	.385	.909	1.294
2015	A(Adv)	Lynchburg Hillcats	.308	78	286	60	88	17	3	10	39	37	1	77	32	5	.403	.493	.896
2015	AA	Akron RubberDucks	.219	49	187	24	41	9	1	6	24	18	0	54	12	2	.313	.374	.687
2016	AA	Akron RubberDucks	.253	93	340	57	86	20	6	14	53	56	1	115	33	13	.371	.471	.842
2016	AAA	Columbus Clippers	.242	37	128	18	31	5	0	1	9	21	0	56	5	1	.349	.305	.654
2017	AAA	Columbus Clippers	.294	33	126	22	37	11	2	5	14	14	1	43	9	3	.371	.532	.903
2017	MLB	Cleveland Indians	.241	101	299	41	72	15	2	8	39	26	1	99	18	1	.307	.385	.692
2018	AA	Akron RubberDucks	.333	2	3	2	1	0	0	0	2	0	0	2	0	.714	.333	1.047	
2018	AAA	Columbus Clippers	.148	6	27	1	4	0	0	1	1	1	0	11	1	0	.179	.259	.438
2018	MLB	Cleveland Indians	.226	34	106	14	24	5	0	2	9	7	0	44	4	1	.281	.330	.611
2019	ROK	AZL Indians	.500	2	4	1	2	0	0	1	2	0	0	1	0	0	.500	1.250	1.750
2019	ROK	AZL Indians	.500	3	4	0	2	0	0	0	0	2	0	1	1	0	.714	.500	1.214
2019	AA	Akron RubberDucks	.308	4	13	2	4	2	0	1	3	0	0	4	0	0	.308	.692	1.000
2019	AAA	Columbus Clippers	.364	6	22	5	8	1	1	1	2	3	0	6	2	0	.440	.636	1.076
2019	MLB	Cleveland Indians	.000	9	13	1	0	0	0	0	0	1	0	7	0	0	.071	.000	.071
2020	MLB	Cleveland Indians	.162	20	37	3	6	0	0	1	3	7	0	14	2	1	.360	.243	.603
2021	AAA	Columbus Clippers	.267	18	60	9	16	3	0	1	8	10	0	26	4	2	.413	.367	.780
2021	MLB	Cleveland Indians	.227	99	299	44	68	9	1	8	35	30	0	122	15	3	.325	.344	.669
2022	MLB	Philadelphia Phillies	.250	9	16	4	4	1	0	0	0	0	4	0	0	.250	.313	.563	
2022	MLB	Toronto Blue Jays	.101	100	89	14	9	4	0	2	5	5	0	41	3	2	.200	.213	.413
Career	MLB	3 Teams	.219	372	859	121	183	34	3	21	91	76	1	331	42	8	.298	.333	.631
Career	Minors	7 Teams	.271	379	1379	237	374	80	15	47	187	185	3	427	113	30	.374	.453	.827

**2022 SEASON
REVIEW**





OKLAHOMA CITY BATTERS

Table with 20 columns: # Player, Team B, AVG, G, AB, R, H, TB, 2B, 3B, HR, RBI, BB, IB, SO, SB, CS, OBP, SLG, OPS, PA, SAC, SF, HBP, GDP. Includes a summary row at the bottom.

OKLAHOMA CITY PITCHERS

Table with 23 columns: # Player, Team, T, W, L, ERA, G, GS, CG, SHO, QF, HLD, SV, SVO, IP, H, R, ER, HR, HB, BB, IB, SO, AVG, WP, BK, GDP, TBF. Includes a summary row at the bottom.

Record-Setting and League-Leading Performances Guided 2022 Dodgers to Second-Most Wins in Bricktown Era



Second Place, Pacific Coast League East Division • 84-66 Record

Team and individual performances that set records and led the Pacific Coast League highlighted the Oklahoma City Dodgers 2022 season, as the Dodgers finished with the second-most wins during the team's Bricktown era (since 1998) and held at least a share of first place in the PCL East Division for 111 days.

The Dodgers finished with an 84-66 record as they scored the second-most runs in all of Minor League Baseball and set a team record with 949 runs scored, but fell just shy of the postseason, finishing one game behind division-winning El Paso. OKC has now finished first or second in its division in six of the last seven seasons during the Dodgers affiliation and has finished first or second in eight of the last 10 seasons going back to 2012.

Oklahoma City played 150 games in 2022 for the most games played by an OKC team since 1984 when the 89ers played 154 games as part of the American Association. The Dodgers' 84 wins were the most for the team since posting a team-record 86 wins during the 144-game 2015 season and 2022 was the first time 1964 an Oklahoma City team won at least 80 games but did not advance to the postseason.

The Dodgers led all teams in the Minors with 731 walks. They led Triple-A and finished third among full-season teams in the Minors with a team-record .370 on-base percentage. OKC's 731 walks set a team record and were the most by any Triple-A team since 2004.

Other notable OKC milestones in 2022 included:

- A +156 run differential that paced the 10-team PCL and set a team record.
- Posting two 20-run games in the same season during the Bricktown era: Aug. 14 vs. Round Rock (20-3) and Sept. 11 vs. Tacoma (20-5).
- The pitching staff recording a team record 1,439 strikeouts.

Numerous individual performances also highlighted the team's 2022 success.

Infielder Miguel Vargas was named the Triple-A Player of the Year by *Baseball America* and the PCL's Top MLB Prospect by MiLB. Outfielder Jason Martin was named a Triple-A All-Star by MiLB, while right-handed pitcher Ryan Pepiot received postseason Triple-A All-Star recognition from *Baseball America*.

Martin hit a walk-off home run on Opening Night and went on to make several entries into the OKC record book by season's end. He led all Triple-A players last season with 107 RBI and tied for the league lead with 32 home runs. The left-handed hitter paced the PCL with 62 extra-base hits and 265 total bases. He also went on to set a Bricktown-era team record for the most RBI by an OKC player during a single season.

Martin hit the most home runs in an OKC season since 2012 as well as the third-most homers in a single season for OKC since

current franchise records began in 1998. Martin became the first Oklahoma City player with at least 30 homers and 100 RBI in a season since 1993.

He tied for first in the league with 100 runs scored while ranking second with a .938 OPS and fourth with a .564 slugging percentage. Martin led the Dodgers with 134 hits and finished among the top three players in all of Triple-A in RBI, home runs, OPS, SLG, extra-base hits, total bases and runs. He paced OKC with 28 multi-RBI games and tied Vargas for a team-high 39 multi-hit games. He also tied Vargas in runs scored — tied for the most runs scored in an OKC season since 2005 and the third-most by an OKC player since 1998.

Outfielder Drew Avans put together a team-record 50-game on-base streak from June 11-Aug. 14, which was the longest on-base streak in the PCL since 2018. Avans also hit a team-record 12 triples during the season and recorded 40 stolen bases — the most by an OKC player since 2010. His 12 triples tied for most in the Minors last season.

Infielder Ryan Noda posted a team-record 92 walks and became the team's second 20/20 player during the Bricktown era, joining Nelson Cruz (2008).

Outfielder James Outman hit the team's first cycle since 2011 on Aug. 26 vs. El Paso and then incredibly did it again four days later Aug. 30 at Round Rock. Outman is the first player in the Minors to hit for the cycle twice in a season since Las Vegas' Jarrett Hoffpauir in 2010 (April 25, 2010 vs. SAC and May 28, 2010 vs. TAC).

Pitcher Bobby Miller recorded 14 strikeouts Sept. 1 at Round Rock, marking the third time in team history an OKC pitcher had 14 or more K's.

Pitcher Yefry Ramirez threw the league's first — and only — 9.0 inning shutout since 2018 on May 12, 2022 in OKC's 19-0 win at Round Rock.

Pitcher Gavin Stone led all of the Minors with a 1.48 ERA across three levels, including six starts with OKC during which he had a 1.16 ERA.

The 2022 season marked just the second time during the Bricktown era that OKC finished with three 20-home run hitters: Jason Martin (32), Ryan Noda (25) and Michael Busch (21). It was also the second time since 1998 OKC had two players score 100 or more runs in the same season: Martin and Vargas (100 each).

A total of 71 different players joined the OKC Dodgers roster during the season and 20 players appeared in at least one game for both OKC and the Los Angeles Dodgers, plus an additional 10 LAD players who joined OKC on ML Rehab. James Outman, Ryan Pepiot and Miguel Vargas made their MLB debuts directly from OKC. Ten players made Los Angeles' NLDS roster.

Strict enforcement of pace of play rules and pitch clock violations led to a 20:46 reduction in the average time of game at the Triple-A level from the 2021 to 2022 seasons. Additionally, Automated Ball-Strike (ABS) was used to call balls and strikes in the PCL for the first time during the 2022 season.

2022 OKC Dodgers Memorable Moments/Games

HONORABLE MENTION: Aug. 14 vs. Round Rock and Sept. 11 vs. Tacoma

In each of these games, the Dodgers scored 20 runs, winning by a combined score of 40-8. It's the only time in the team's Bricktown era (since 1998) they scored 20 runs in a game twice in the same season. Both instances were within a month of each other and both took place during Sunday home games. They account for two of the seven all-time games during the Bricktown era OKC has scored at least 20 runs in a game, and it had only happened twice ever at home prior to 2022.

Oddly enough, in both games the opponent took a 1-0 lead in the first inning and the Dodgers were retired in order in the bottom of the frame. On Aug. 14, Jason Martin gave the Dodgers the lead for good with a two-run homer in the second inning. The team had two big innings with a five-run fifth inning — including a three-run homer by Michael Busch — and 10 runs in the eighth inning alone, sending 14 batters to the plate. Busch went 5-for-6 with five RBI and four runs scored and became the first Dodger with a five-hit game at home since 2015. Aside from the offense, Dustin May threw an immaculate inning during what was the final game of his Major League Rehab Assignment.

In the second edition, the Dodgers cranked out five home runs as a team, including a grand slam by Jake Amaya. It was quite the way to bust out of a slump, as the team had gone six straight games without hitting a home run, marking the longest drought since 2014. The Dodgers put up crooked numbers all day, with four runs each in the second and third innings and five apiece in the sixth and eighth innings. The bottom of the order consisting of Amaya, Devin Mann and Tony Wolters really shined, combining to go 9-for-12 with 11 RBI and eight runs scored, reaching base a total of 12 times.

June 16 at Reno

Speaking of grand slams by Jake Amaya, he also hit one to key a comeback at Reno. The Dodgers trailed, 5-2, entering the fifth inning. They had scored two runs in the inning and had the bases loaded with two outs when Amaya stepped up. He had been hitless over his first two triple-A games after being promoted to OKC and provided a memorable first career Triple-A hit. The blast put the Dodgers in the lead for the rest of the night, as they went on to win, 12-8.

Aug. 17 at Sugar Land

In a low-scoring game, the Dodgers trailed Sugar Land, 1-0, in the ninth inning. To make matters more difficult, Sugar Land had eventual PCL Pitcher of the Year Hunter Brown on the mound. Brown had entered the game in the fourth inning and was cruising to that point, throwing five scoreless innings with eight strikeouts while allowing a pair of singles and a walk on a total of 62 pitches.

After recording a groundout to start the ninth inning, Brown had retired 12 consecutive hitters. But Edwin Rios drew a walk and Jason Martin came up next. In a battle of two of the best players in the league, Martin was able to get just enough of a ball out to left-center field to give the Dodgers the lead.

The Space Cowboys promptly started the bottom of the ninth inning with each of the first two batters reaching base before Dodgers reliever Daniel Zamora notched two strikeouts and a flyout to preserve the win.

Sept. 1 at Round Rock

Yes, there is actually a loss on this list. That's how good starting pitcher Bobby Miller was despite a rain-shortened 2-0 defeat. Miller struck out 14 batters over six innings while allowing two runs, two hits and one walk. He's just the third OKC pitcher during the Bricktown era to record 14 or more strikeouts in a game.

Miller struck out 10 of the final 11 batters he faced, including the last eight straight, falling one shy of the PCL record for consecutive strikeouts in a game. Eleven of the 14 punchouts were on swinging strike strikes.

However, Miller was ambushed on first-pitch fastball with two outs in the second inning, resulting in a two-run homer that ultimately provided the only runs of the game. The contest ended a bit controversially, as play was halted due to rain with the tying runs in scoring position in the top of the seventh inning. The game was eventually called due to unplayable field conditions resulting from some drainage issues throughout Dell Diamond. Early in the season, this wouldn't have been a huge deal. But at the time, these teams were 1-2 in the division race with less than a month remaining in the season. Although Miller was credited with a complete game, he was also handed a tough-luck loss.

5) July 29 vs. Sugar Land

This one had all the elements of a great game with a great finish: A low-scoring game that went into extra innings and finished on a walk-off homer by one of the team's top players, all during a fireworks night.

The Dodgers and Space Cowboys were tied, 1-1, after two innings and stayed that way through nine innings. Sugar Land broke the deadlock with a two-out RBI single in the top of the 10th inning.

Miguel Vargas was due up first in the bottom of the 10th inning. On the fourth pitch of the at-bat, he provided the weird-but-certainly-fun leadoff two-run homer with the automatic runner placed at second base.

It was one of the team's four walk-off home runs this season, but the only one to be hit when the team was trailing.

4) June 7-8 vs. Sugar Land

Comeback wins against Sugar Land ended up being a theme of this list. On back-to-back days in June — and in the span of about 19 hours — the Dodgers trailed in the eighth inning or later and ended up winning against the Space Cowboys each time.

During the first game, Sugar Land led, 4-1, in the seventh inning. Miguel Vargas knocked in two runs with two outs in the bottom of the seventh inning to make it a one-run game. Stefan Romero evened the score with a sacrifice fly in the eighth inning.

After Carson Fulmer ended a Sugar Land threat with a strikeout in the top of the ninth inning, the Dodgers had a runner on base when the rehabbing Max Muncy stepped up and unleashed a no-doubt home run.

The teams had a quick turnaround and met the next afternoon during a field trip game. It certainly appeared for most of the game the Space Cowboys had fully gotten over their tough loss the night before and built a 6-1 lead through the top of the eighth inning.

But yet again, the Dodgers rallied.

They scored once in the eighth inning but were still down by four runs entering their final at-bat. With the bases loaded and one out, Miguel Vargas drew a walk to force in another run. Jake Lamb followed with a bases-clearing double to tie the game.

Although Lamb represented the winning run at second base with one out, the Dodgers could not bring him in, and the game went to extras.

Sugar Land managed to score twice in the top of the 10th inning despite not collecting a hit, thanks to the automatic runner starting the inning at second base plus a hit batter, a walk and a passed ball.

With two runners on base and one out, Drew Avans hit a RBI single, setting the stage for Michael Busch, who followed with game-winning, two-run double off the left field fence.

3) May 12 at Round Rock

This game certainly embodied the old adage of "If you show up to the ballpark every day, you never know what you'll see." And nobody ever expects to see one team defeat the other, 19-0.

Jake Lamb hit the first of the team's six home runs and the Dodgers had a 3-0 lead through two innings. Things began to get out of hand during a seven-run third inning, including a two-run homer by Jason Martin and three-run homer by Kevin Pillar.

The Dodgers belted three more homers in the fifth inning, with back-to-back blasts by Ryan Noda and Andy Burns as well as a three-run shot by Eddy Alvarez to complete a six-run frame.

Throughout the game, six different players went deep, marking the first time in the team's history that had ever happened.

While the offense finished with 19 runs and 19 hits in addition to drawing 10 walks, it was the exact opposite on the other side. Starting pitcher Yefry Ramirez was effective and efficient. Through his first five innings, Ramirez allowed two singles and a walk, but had erased each baserunner with a ground ball double play.

With two outs in the ninth inning he had retired 13 straight and was one batter from facing the minimum. But a little dribbler up the first base line prolonged the game a bit before he retired the next batter. Incredibly, it was the first nine-inning complete game thrown in the PCL since 2018. Ramirez threw 107 pitches and never threw more than 16 pitches in an inning. Although the total time of the game was 2 hours, 53 minutes, Ramirez was only on the mound for 32 minutes, 33 seconds.

It was the largest shutout win in team history, smashing the previous record of 14-0 set in 1998. It was also tied for the second-largest margin of victory in the team's Bricktown era and largest since 2013.

2) April 5 vs. Albuquerque (Opening Night)

After the 2020-21 seasons were significantly impacted by the COVID-19 pandemic and there was much uncertainty entering 2022 due to the lockout in Major League Baseball, a big theme of the 2022 season was ultimately a return to normalcy. The first step was Opening Night, which seemed just as much as a relief in addition to the normal excitement and anticipation that accompanies it.

The Dodgers opened the season at home against Albuquerque, marking the first time since 2010 the teams opened the season against each other. Both teams' starting pitchers were considered top prospects, featuring OKC's Ryan Pepoi and Albuquerque's Ryan Feltner, and the duo combined to throw nine scoreless innings.

The Isotopes scored twice in the fifth inning, but a two-run double by Andy Burns tied the game in the sixth inning.

The game remained tied until the ninth inning before Jason Martin gave the team and the fans a memorable start to the season by hitting a walk-off home run, foreshadowing his incredible season to come. It was the first time since 2008 OKC won when playing at home on Opening Day and was the second-ever walk-off homer during a home opener at Chickasaw Bricktown Ballpark (also 2005), but the first when opening the season overall at home.

1) Aug. 26 vs. El Paso

For the die-hard fans and those who are closely tied to this team, it will henceforth always be known as "The James Outman Game."

Outman gave the Dodgers a 2-1 lead with a RBI triple in the third inning and then a 3-2 lead in the sixth inning with a RBI double. El Paso scored twice in the eighth inning to go in front, 4-3. Leading off the bottom of the inning, Jason Martin hit what appeared to be a game-tying home run...except it wasn't. Even though the pitcher delivered the ball and Martin proceeded to hit it over the fence, the home plate umpire ruled the pitcher did not begin his delivery prior to the expiration of the pitch clock. Although Martin rounded the bases and home run horn blew, it was all for naught. Since the play had occurred on a full count, the apparent game-tying home run was turned into a walk instead.

It didn't take long for the Dodgers to tie the game for real. Outman followed Martin and hit his second RBI triple of the game. The Dodgers then loaded the bases with nobody out seemingly primed to take the lead, but they were unable to convert.

The pitching staff held serve in the top of the ninth inning keeping the game even. When the Dodgers were batting in the bottom of the ninth inning, there were two runners on base for Outman, who not only won the game but hit for the cycle with a booming walk-off home run.

The final totals: 5-for-5, a double, two triples, a home run and six RBI — all of which either tied the game or gave the Dodgers the lead.

It was the first cycle by any OKC player since 2011 and came in the most dramatic of situations. Plus, it was on Military Celebration Night, complete with postgame fireworks and all. Outman jump-started a key series win for the Dodgers, who ended up winning each of the final three games of the set against the Chihuahuas.

The postscript is that just three games later, Outman hit for the cycle again! He reached base six times with five RBI during a 17-8 win at Round Rock.

So for those keeping score, no player had hit for the cycle in over 11 years and then the same player did it twice within four games.

Season Leaders

Offense, Individual (League Rank):

Hits: Jason Martin, 134 (T-5th in PCL)
Average: Miguel Vargas, .304 (2nd in PCL)
Home Runs: Jason Martin, 32 (T-1st in PCL)
Doubles: Michael Busch & Miguel Vargas, 32 (T-3rd in PCL)
Triples: Drew Avans, 12 (1st in PCL)
Runs: Jason Martin & Miguel Vargas, 100 (T-1st in PCL)
RBI: Jason Martin, 107 (1st in PCL)
Walks: Ryan Noda, 92 (1st in PCL)
Strikeouts: Ryan Noda, 162 (1st in PCL)
Stolen Bases: Drew Avans, 40 (4th in PCL)

Pitching, Individual (League Rank):

Games: Daniel Zamora, 51 (7th in PCL)
Starts: Andre Jackson, 19
Innings: Beau Burrows, 100.1
Wins: Ryan Pepiot, 9 (T-4th in PCL)
Losses: Andre Jackson, 7
Saves: Carson Fulmer, 12 (T-3rd in PCL)
Holds: Carson Fulmer, Justin Hagenman, Garrett Cleavinger, 6
Strikeouts: Ryan Pepiot, 114 (T-9th in PCL)
Walks: Andre Jackson, 61 (T-2nd in PCL)

Offense, Team (League Rank):

Average: .273 (T-3rd in PCL)
Runs: 949 (2nd in PCL)
Home Runs: 201 (6th in PCL)
Extra-Base Hits: 524 (4th in PCL)
Stolen Bases: 109 (T-7th in PCL)
Walks: 731 (1st in PCL)
Strikeouts: 1,379 (4th in PCL)
On-Base Percentage: .370 (1st in PCL)
OPS: .834 (3rd in PCL)

Pitching, Team (League Rank):

ERA: 4.87 (3rd in PCL)
Runs: 793 (8th in PCL)
Hits: 1,245 (10th in PCL)
Home Runs: 165 (9th in PCL)
Walks: 700 (T-1st in PCL)
Saves: 29 (T-8th in PCL)
Strikeouts: 1,439 (3rd in PCL)
Shutouts: 5 (6th in PCL)
WHIP: 1.49 (5th in PCL)

Team Defensive Stats

Fielding Percentage: .976 (T-9th in PCL)

Errors: 126 (1st in PCL)

Double Plays:

Turned - 117 (8th in PCL)
 Grounded Into - 115 (3rd in PCL)

Outfield Assists:

Avans 6, Martin 4, Burns 3, Outman 2,
 Alvarez 1, Estévez 1, Mann 1, McKinstry 1,
 Pillar 1, Romero 1

Pickoffs:

Pepiot 2, Grove 2, Bruhl, Burrows, Duplantier,
 Washington

Balks:

Jackson 5, Zamora, 3, Burrows, 2, Gaviglio 2,
 Cleavinger 1, Duplantier 1, Fulmer 1,
 Kasowski 1, Pepiot, 1 Reed 1, Robles 1

Caught Stealing Percentage:

Catcher	CS	SB	CS PCT
Tomas Telis	14	55	20.1
Tony Wolters	14	51	21.5
Hunter Feduccia	4	37	9.6
Hamlet Marte	0	4	0.0
TOTALS	32	147	21.8

Team Monthly Performance

Month	Record	Batting (AVG / HR / R)	Pitching (ERA / K / BB)
April	14-9	.264 / 27 / 134	4.16 / 230 / 101
May	15-11	.286 / 35 / 191	5.10 / 229 / 130
June	18-8	.258 / 33 / 150	4.17 / 236 / 125
July	12-12	.274 / 34 / 147	6.30 / 237 / 128
August	13-13	.274 / 35 / 178	5.44 / 265 / 123
September	12-13	.280 / 37 / 149	4.05 / 242 / 93
TOTALS	84-66	.273 / 201 / 949	4.87 / 1,439 / 700

MiLB PCL Players/Pitchers of the Week

Dates	Player/Pitcher
April 5-10	Zach McKinstry (IF/OF); Ryan Pepiot (RHP)
May 8-15	Yefry Ramirez (RHP)
June 6-12	Mitch White (RHP)
Aug. 22-28	James Outman (OF)

MiLB PCL Player/Pitcher of the Month

Month	Player/Pitcher
April	Ryan Pepiot (RHP)

MiLB.com LAD Organization All-Stars

Player/Pitcher	Position
Ryan Noda	First Base
Michael Busch	Second Base
Miguel Vargas	Third Base
Jacob Amaya	Shortstop
James Outman	Outfield
Jason Martin	Outfield
Drew Avans	Outfield
Gavin Stone	Right-Handed Starting Pitcher
Carson Fulmer	Reliever

Postseason Triple-A All-Stars

Player/Pitcher	Position	Publication
Jason Martin	OF	MiLB
Ryan Pepiot	RHP	Baseball America
Miguel Vargas*^	IF	Baseball America/MiLB

*Named Baseball America Triple-A Player of the Year

^Named PCL's Top MLB Prospect by MiLB



General High/Low table with 10 columns and 25 rows of statistics including longest winning streak, consecutive losses, and games over 500.

Record by Day of the Week table with 4 columns: Day, Overall, Home, Road, showing performance across the week.

Runs By Inning table with 11 columns: Inning (1-9, 10), Total, showing run distribution by inning.

Attendance table with 2 columns: Season Total (Home), Average (by opening), Highest Attendance (Home), Highest Attendance (Road).

Individual Batting table with 2 columns: Statistic, Value, listing individual player performance metrics.

OKC Dodgers Ejections (14) table with 4 columns: Date, Personnel, Umpire, Situation, detailing ejection incidents.

Walk-Off Wins (8) table with 4 columns: Date/Opponent, Score/Inning, Player, Situation, listing walk-off victory details.

Individual Pitching table with 2 columns: Statistic, Value, listing individual pitcher performance metrics.

Walk-Off Losses (8) table with 4 columns: Date/Opponent, Score/Inning, Player, Situation, listing walk-off defeat details.

Composite vs. PCL table with 4 columns: Opponent, Overall, Home, Road, comparing performance against Pacific Coast League teams.

Team Batting table with 2 columns: Statistic, Value, listing overall team batting performance metrics.

West Division table with 4 columns: Team, Overall, Home, Road, comparing performance against West Division opponents.

OKC Grand Slams (7) table with 4 columns: Date, Inning, Player, Pitcher, listing grand slam home runs.

Team Pitching table with 2 columns: Statistic, Value, listing overall team pitching performance metrics.

Multi-Hit Games table with 6 columns: Player, 2, 3, 4, 5, 6+, Total, listing players with multiple hits in games.

Opponent Grand Slams (4) table with 4 columns: Date, Inning, Player, Pitcher, listing grand slam home runs by opponents.

Multi-RBI Games table with 6 columns: Player, 2, 3, 4, 5, 6+, Total, listing players with multiple RBIs in games.

No.	Date	Add/Delete	Player	To/From	No.	Date	Add/Delete	Player	To/From
1	4/5	Delete	Stefen Romero	IL	80	6/26	Delete	Robbie Erlin	IL (Retro to 6/25)
2	4/5	Delete	Bobby Wahl	Temp. Inactive List	81	6/26	Add	José Adames	TUL
3	4/8	Add	Phil Bickford	LAD	82	6/26	Add	Kevin Maisheski	GL
4	4/14	Delete	Darien Núñez	IL	83	6/28	Delete	Andy Burns	Temp. Inactive List
5	4/17	Delete	Phil Bickford	LAD	84	6/28	Delete	Jake Lamb	LAD
6	4/19	Add	Garrett Cleavinger	LAD	85	6/28	Delete	Kevin Maisheski	TUL
7	4/19	Add	Tommy Kahnle	RC (MLR)	86	6/28	Delete	Tony Wolters	IL
8	4/20	Delete	Zach McKinstry	LAD	87	6/28	Add	Hamlet Marte	Development List
9	4/22	Delete	Garrett Cleavinger	LAD	88	6/28	Add	Bobby Wahl	Temp. Inactive List
10	4/24	Delete	Reyes Moronta	LAD	89	6/29	Add	Dakota Chalmers	IL
11	4/25	Delete	Andre Jackson	LAD	90	6/29	Add	Hunter Feduccia	TUL
12	4/25	Add	Zach McKinstry	LAD	91	6/29	Add	James Outman	TUL
13	4/26	Add	Justin Hagenman	TUL	92	6/30	Delete	Justin Bruhl	LAD
14	4/26	Add	Stefen Romero	IL	93	7/1	Add	Stefen Romero	Outrighted to OKC
15	4/27	Delete	Tommy Kahnle	RC (MLR)	94	7/1	Add	Justin Bruhl	LAD
16	4/28	Add	Caleb Ferguson	MLR	95	7/3	Delete	Michael Grove	IL
17	4/28	Add	Yadier Álvarez	TUL	96	7/3	Delete	Andre Jackson	Development List
18	4/30	Delete	Carson Fulmer	LAD	97	7/3	Add	Robbie Erlin	IL
19	4/30	Delete	Zach McKinstry	LAD	98	7/3	Add	Eddy Alvarez	LAD
20	4/30	Add	Andre Jackson	LAD	99	7/4	Delete	Hamlet Marte	Development List
21	5/1	Add	Garrett Cleavinger	LAD	100	7/4	Add	Andy Burns	Temp. Inactive List
22	5/2	Add	Zach McKinstry	LAD	101	7/4	Add	José Martínez	TUL
23	5/3	Delete	José Adames	TUL	102	7/4	Add	Zach McKinstry	MLR
24	5/7	Delete	Robbie Erlin	LAD	103	7/5	Delete	José Martínez	TUL
25	5/8	Add	Justin Bruhl	LAD	104	7/5	Delete	Ryan Pepiot	LAD
26	5/11	Delete	Ryan Pepiot	LAD	105	7/5	Add	Reyes Moronta	LAD
27	5/11	Add	Carson Fulmer	Outrighted to OKC	106	7/6	Delete	Zach McKinstry	LAD (Completed MLR)
28	5/12	Delete	Yency Almonte	LAD	107	7/6	Delete	Aaron Ochsenshein	IL (Retro to 7/5)
29	5/12	Add	Ryan Pepiot	LAD	108	7/6	Add	Ryan Pepiot	LAD
30	5/13	Delete	Garrett Cleavinger	LAD	109	7/7	Delete	Andy Burns	Temp. Inactive List
31	5/13	Add	Robbie Erlin	Outrighted to OKC	110	7/9	Add	Andre Jackson	Development List
32	5/14	Add	Dakota Chalmers	XST	111	7/9	Add	Tony Wolters	IL
33	5/14	Add	Adolfo Ramírez	ACL Dodgers	112	7/9	Delete	Stefen Romero	IL
34	5/15	Delete	Shane Greene	LAD	113	7/12	Add	Andy Burns	Temp. Inactive List
35	5/15	Add	Garrett Cleavinger	LAD	114	7/13	Delete	Eddy Alvarez	IL
36	5/15	Add	Reyes Moronta	LAD	115	7/13	Add	Jake Reed	Waivers (NYM)
37	5/16	Delete	Caleb Ferguson	LAD (Completed MLR)	116	7/14	Delete	Reyes Moronta	LAD
38	5/17	Delete	Justin Bruhl	LAD	117	7/14	Add	Michael Grove	IL
39	5/17	Delete	Ryan Pepiot	LAD	118	7/22	Add	Dustin May	ACL Dodgers (MLR)
40	5/17	Delete	Adolfo Ramírez	RC	119	7/23	Delete	Sam Gaviglio	IL (Retro to 7/22)
41	5/17	Add	Michael Busch	TUL	120	7/24	Add	Hansel Robles	Free Agent
42	5/17	Add	Caleb Ferguson	LAD	121	7/26	Delete	Garrett Cleavinger	LAD
43	5/17	Add	Michael Grove	LAD	122	7/26	Add	Reyes Moronta	LAD
44	5/18	Delete	Hamlet Marte	Development List	123	7/27	Delete	Jake Reed	LAD
				(Retro to 5/17)	124	7/27	Delete	Dakota Chalmers	Released
45	5/18	Add	Ryan Pepiot	LAD	125	7/27	Delete	Ty Kelly	Development List
46	5/27	Delete	Ryan Pepiot	LAD	126	7/27	Add	Garrett Cleavinger	LAD
47	5/27	Add	Phil Bickford	LAD	127	7/27	Add	Mitch White	LAD
48	5/28	Delete	Michael Grove	LAD	128	7/27	Add	Pedro Báez	ACL Dodgers
49	5/28	Delete	Reyes Moronta	Temp. Inactive List	129	7/28	Add	Edwin Rios	ML Rehab
50	5/28	Delete	Kevin Pillar	LAD	130	7/30	Delete	James Outman	LAD
51	5/28	Add	Ryan Pepiot	LAD	131	7/31	Delete	José Adames	Temp. Inactive List
52	5/28	Add	Mark Washington	TUL	132	7/31	Delete	Bobby Wahl	Released
53	6/1	Delete	Yefry Ramirez	Released	133	7/31	Add	Jake Reed	LAD
54	6/1	Delete	Mike Wright Jr.	Released	134	8/1	Delete	Garrett Cleavinger	Trade (TB)
55	6/2	Delete	Caleb Ferguson	LAD	135	8/2	Delete	Mitch White	Trade (TOR)
56	6/2	Delete	Zach McKinstry	LAD	136	8/2	Delete	Miguel Vargas	LAD
57	6/2	Add	Michael Grove	LAD	137	8/2	Add	Devin Mann	TUL
58	6/3	Delete	Eddy Alvarez	LAD	138	8/2	Add	Chris Taylor	ML Rehab
59	6/4	Add	Reyes Moronta	Temp. Inactive List	139	8/4	Add	José Adames	Temp. Inactive List
60	6/4	Add	Andrew Heaney	MLR	140	8/4	Add	Heath Hembree	ACL Dodgers
61	6/4	Add	Max Muncy	MLR	141	8/5	Delete	Chris Taylor	LAD (Completed MLR)
62	6/7	Delete	Phil Bickford	LAD	142	8/5	Delete	Reyes Moronta	LAD
63	6/9	Delete	Max Muncy	LAD (Completed MLR)	143	8/5	Add	James Outman	LAD
64	6/9	Add	Zach McKinstry	LAD	144	8/7	Delete	Andre Jackson	LAD
65	6/10	Add	Mitch White	LAD	145	8/8	Add	Ryan Bannon	Waivers (BAL)
66	6/11	Delete	Michael Grove	LAD	146	8/9	Add	Miguel Vargas	LAD
67	6/11	Add	Justin Bruhl	LAD	147	8/9	Add/Delete	Ty Kelly	TUL/Development List
68	6/14	Delete	Andrew Heaney	TUL (MLR)	148	8/10	Delete	Ryan Pepiot	LAD
69	6/14	Delete	Reyes Moronta	LAD	149	8/10	Add	Andre Jackson	LAD
70	6/14	Add	Jacob Amaya	TUL	150	8/12	Delete	Ryan Bannon	DFA
71	6/14	Add	Michael Grove	LAD	151	8/12	Delete	Tony Wolters	LAD
72	6/16	Delete	Dakota Chalmers	IL	152	8/12	Add	Brusdar Graterol	ML Rehab
73	6/16	Add	Aaron Ochsenshein	TUL	153	8/12	Add	Blake Treinen	ML Rehab
74	6/19	Delete	Zach McKinstry	LAD	154	8/16	Add	Bobby Miller	TUL
75	6/19	Add	Reyes Moronta	LAD	155	8/16	Add	Gavin Stone	TUL
76	6/21	Add	Dellin Betances	ACL Dodgers	156	8/17	Delete	Drew Avans	IL
77	6/22	Delete	Stefen Romero	LAD	157	8/17	Delete	Dellin Betances	Released
78	6/24	Delete	Reyes Moronta	LAD	158	8/17	Add	Aaron Ochsenshein	IL
79	6/25	Delete	Mitch White	LAD	159	8/17	Add	Edwin Rios	Completed ML Rehab

No.	Date	Add/Delete	Player	To/From
160	8/18	Delete	José Adames	TUL
161	8/18	Add	Victor González	ML Rehab
162	8/20	Delete	Dustin May	LAD (Completed ML Rehab)
163	8/20	Delete	Pedro Báez	Released
164	8/22	Delete	Brusdar Graterol	LAD (Completed ML Rehab)
165	8/22	Add	Ryan Pepiot	LAD
166	8/23	Add	Tony Wolters	Free Agent
167	8/24	Add	Tommy Kahnle	ML Rehab
168	8/28	Delete	Yadier Alvarez	Development List
169	8/28	Add	Drew Avans	IL
170	8/29	Delete	Michael Grove	LAD
171	8/30	Delete	Heath Hembree	LAD
172	8/30	Delete	Jake Reed	LAD
173	8/30	Delete	Eddy Alvarez	DFA/IL
174	8/30	Add	Phil Bickford	LAD
175	8/30	Add	Michael Grove	LAD
176	8/31	Add	Danny Duffy	RC (MLR)
177	9/1	Delete	Phil Bickford	LAD
178	9/1	Delete	Miguel Vargas	LAD
179	9/2	Delete	Blake Treinen	LAD (Completed MLR)
180	9/2	Add	Keone Kela	Free Agent
181	9/4	Delete	Ryan Pepiot	LAD
182	9/5	Delete	Justin Bruihl	LAD
183	9/5	Add	Ryan Pepiot	LAD
184	9/6	Add	Nick Robertson	TUL
185	9/10	Delete	Andre Jackson	LAD
186	9/13	Delete	Danny Duffy	Stopped ML Rehab
187	9/13	Delete	Victor González	Stopped ML Rehab
188	9/13	Delete	Tommy Kahnle	LAD (Completed MLR)
189	9/13	Add	Keegan Curtis	TUL
190	9/14	Delete	Michael Grove	LAD
191	9/14	Add	Andre Jackson	LAD
192	9/15	Add	Logan Salow	TUL (IL)
193	9/16	Add	José Adames	TUL
192	9/16	Delete	Andre Jackson	LAD
195	9/20	Delete	Ryan Pepiot	LAD (29th Man for DH)
196	9/20	Add	Yency Almonte	LAD (MLR)
197	9/20	Add	Victor González	Restarted MLR
198	9/20	Add	Andre Jackson	LAD
199	9/21	Add	Kevin Pillar	LAD (MLR)
200	9/22	Add	Ryan Pepiot	LAD (Return of 29th Man)
201	9/22	Add	Justin Bruihl	LAD
202	9/24	Delete	Andre Jackson	LAD
203	9/25	Delete	Andy Burns	IL
204	9/25	Add	Hamlet Marte	Development List
205	9/27	Delete	Robbie Erlin	Development List
206	9/27	Add	Stefen Romero	IL
207	9/27	Add	Tony Gonsolin	LAD (MLR)
208	9/27	Add	Andre Jackson	LAD

OKLAHOMA CITY BASEBALL HISTORY & RECORDS



JOHNNY BENCH
Johnny Bench (nicknamed "Benchy" by which catchers and fans called during 7 seasons with the Big Red Machine) Johnny controlled the game on both sides of the plate with his lightning quick reaction - a perfect catcher - and 1976 MVP and his winning ability in seasons of hard hitters.
Born in Oklahoma City on December 7, 1947 and raised in Binger, Oklahoma, Johnny was the star catcher and finished his high school career at Woodward and attended Woodward College in Woodward, Oklahoma and the University of Oklahoma.
During his 12 year major league career with the Cincinnati Reds, Johnny was named "Master of the Wheel" in 1970, National League Most Valuable Player in 1970 and 1972, World Series MVP in 1975, a 14 time all star, and won 10 consecutive Gold Gloves. He was elected to the National Hall of Fame in 1989 and was named "Starting Catcher on the All-Century team."
His dedication on the playing field and dedication to a better tomorrow earned Johnny Bench a spot in Oklahoma Hall of Fame.



CLUB GAME RECORDS

LARGEST MARGIN OF VICTORY/DOUBLE-DIGIT WINS:

Margin	Score	Date @/vs. Opponent
20	24-4	June 22, 2004 @ Albuquerque
19	19-0	May 12, 2022 @ Round Rock
19	24-5	Aug. 3, 2013 vs. Colorado Springs
18	19-1	April 11, 2018 vs. Round Rock
17	20-3	Aug. 14, 2022 vs. Round Rock
17	21-4	Aug. 18, 2005 vs. Memphis
16	19-3	April 17, 2008 vs. Round Rock
15	16-1	Sept. 20, 2022 @ El Paso
15	20-5	Sept. 11, 2022 vs. Tacoma
15	16-1	July 23, 2019 @ Nashville
15	18-3	July 18, 2001 @ Las Vegas
14	15-1	Aug. 20, 2010 vs. Reno
14	17-3	April 16, 2009 @ Nashville
14	20-6	Sept. 1, 2007 @ Albuquerque
14	16-2	June 3, 2007 vs. Colorado Springs
14	19-5	May 11, 2007 @ Las Vegas
14	16-2	Aug. 19, 2003 @ Nashville
14	14-0	April 25, 1998 vs. Nashville
13	16-3	Sept. 25, 2022 @ El Paso
13	13-0	Aug. 5, 2022 @ Salt Lake
13	18-5	July 18, 2019 @ Iowa
13	15-2	May 21, 2013 @ Fresno
13	15-2	July 11, 2010 @ Round Rock
13	18-5	July 6, 2005 @ Albuquerque
13	15-2	April 19, 2004 vs. Omaha
13	13-0	Aug. 7, 2001 @ Edmonton
13	17-4	June 3, 1999 vs. Fresno
12	12-0	May 25, 2021 @ Albuquerque
12	16-4 (7)	Sept. 3, 2018 (G2) @ Colorado Springs
12	16-4	June 7, 2014 vs. Iowa
12	12-0	May 20, 2014 vs. New Orleans
12	13-1	July 30, 2004 @ Fresno
12	12-0	April 12, 2004 @ Iowa
12	15-3	July 29, 2002 vs. New Orleans
12	14-2 (6)	May 18, 2002 @ Calgary
12	15-3	July 27, 1999 @ Calgary
12	12-0	July 22, 1999 vs. Tucson
12	16-4	Aug. 12, 1998 @ Calgary
11	15-4	July 12, 2022 @ Tacoma
11	20-9	May 30, 2021 @ El Paso
11	12-1	April 9, 2017 vs. Iowa
11	13-2	Aug. 14, 2016 vs. El Paso
11	12-1	April 12, 2014 vs. New Orleans
11	11-0	April 15, 2013 vs. Memphis
11	11-0	Aug. 29, 2012 vs. Albuquerque
11	17-6	July 18, 2010 vs. Iowa
11	14-3	April 29, 2010 vs. New Orleans
11	12-1	June 28, 2009 @ Nashville
11	15-4	July 26, 2007 vs. Portland
11	12-1	Aug. 22, 2005 @ Nashville
11	11-0	July 23, 2005 vs. Iowa
11	12-1	May 14, 2005 @ Fresno
11	12-1	May 18, 2004 @ Las Vegas
11	13-2	May 6, 2004 vs. New Orleans
11	13-2	Aug. 31, 2001 vs. Memphis
11	12-1	May 20, 1998 @ Salt Lake
10	12-2	Sept. 13, 2021 @ Salt Lake
10	11-1	Aug. 12, 2021 vs. Round Rock
10	13-3	May 21, 2021 @ Albuquerque
10	12-2	Aug. 12, 2019 vs. Reno
10	10-0	June 13, 2019 @ Albuquerque
10	11-1	July 15, 2018 @ Round Rock
10	13-3	May 17, 2018 vs. Nashville
10	11-1	May 29, 2017 @ New Orleans
10	11-1	April 27, 2013 vs. New Orleans
10	16-6	July 16, 2012 @ Omaha
10	11-1	June 2, 2011 vs. Round Rock
10	11-1	July 26, 2009 vs. Nashville
10	12-2	July 7, 2009 vs. Omaha
10	12-2	April 14, 2009 @ Nashville
10	15-5	April 27, 2008 vs. Albuquerque
10	11-1 (7)	June 13, 2007 (G1) @ Albuquerque

LARGEST MARGIN OF VICTORY/DOUBLE-DIGIT WINS, CONT.:

Margin	Score	Date @/vs. Opponent
10	13-3	May 25, 2007 @ Iowa
10	14-4	July 29, 2005 @ Tucson
10	11-1	May 23, 2005 vs. Colorado Springs
10	10-0	April 26, 2005 @ Albuquerque
10	12-2	May 23, 2004 vs. Salt Lake
10	15-5	July 15, 2002 vs. Memphis
10	15-5	Aug. 3, 1999 @ Edmonton
10	14-4 (7)	April 28, 1998 vs. Nashville

LARGEST MARGIN OF DEFEAT/DOUBLE-DIGIT LOSSES:

Margin	Score	Date @/vs. Opponent
17	21-4 (7)	April 19, 2022 @ Sugar Land
17	24-7	July 22, 2012 @ Memphis
17	23-6	July 30, 2009 @ Albuquerque
15	17-2	May 27, 2006 @ New Orleans
14	14-0	Aug. 11, 2018 vs. Memphis
14	20-6	June 30, 2012 vs. Memphis
13	18-5	July 2/3, 2022 @ El Paso (susp. game)
13	14-1	June 1, 2015 vs. Fresno
13	18-5	June 17, 2011 vs. New Orleans
13	14-1	Aug. 9, 2002 @ Sacramento
13	14-1	July 31, 1999 @ Edmonton
12	13-1	May 15, 2021 vs. Sacramento
12	15-3	Aug. 24, 2019 @ San Antonio
12	13-1	Aug. 3, 2018 @ Tacoma
12	15-3	May 5, 2017 vs. Colorado Springs
12	14-2	June 26, 2011 @ Round Rock
12	14-2	June 6, 2011 vs. Memphis
12	17-5	May 14, 2007 @ Tucson
12	14-2	June 23, 2005 @ Iowa
12	14-2	May 30, 2004 @ Iowa
12	12-0	July 22, 2003 vs. Nashville
12	18-6	June 12, 2000 @ Salt Lake
12	14-2	April 20, 2000 @ Colorado Springs
11	12-1	Aug. 11, 2022 @ Round Rock
11	12-1	Aug. 7, 2022 @ Salt Lake
11	14-3	June 29, 2022 @ El Paso
11	12-1	April 23, 2022 @ Sacramento
11	13-2	Aug. 21, 2018 vs. Omaha
11	14-3	May 24, 2016 @ Fresno
11	11-0	July 11, 2013 vs. New Orleans
11	12-1	Sept. 2, 2011 vs. New Orleans
11	13-2	Aug. 2, 2011 vs. Omaha
11	13-2	July 28, 2011 vs. Nashville
11	14-3	June 19, 2009 vs. Nashville
11	14-3	June 6, 2009 @ Albuquerque
11	12-1	Aug. 11, 2007 @ Iowa
11	17-6	May 15, 2001 vs. Memphis
11	17-6	May 1, 2001 @ Omaha
10	12-2 (7)	July 3, 2022 @ El Paso
10	12-2	July 3, 2021 vs. Salt Lake
10	13-3	Aug. 16, 2019 @ Round Rock
10	14-4	Aug. 1, 2019 @ Salt Lake
10	19-9	June 18, 2019 @ El Paso
10	11-1	May 19, 2019 vs. Omaha
10	11-1	April 20, 2019 vs. Iowa
10	18-8	July 8, 2018 vs. Round Rock
10	12-2	Aug. 19, 2017 @ Colorado Springs
10	13-3	July 6, 2017 vs. Iowa
10	10-0	June 10, 2016 vs. Nashville
10	10-0 (7)	May 11, 2015 (G1) @ Omaha
10	11-1	Sept. 1, 2014 @ Iowa
10	12-2	June 17, 2013 vs. Round Rock
10	12-2	April 23, 2013 @ Albuquerque
10	11-1	July 29, 2012 vs. Omaha
10	11-1	July 5, 2012 @ New Orleans
10	15-5	May 3, 2012 @ Albuquerque
10	13-3	May 12, 2011 vs. Tacoma
10	13-3	Aug. 19, 2009 vs. Colorado Springs
10	11-1	June 29, 2009 @ Nashville
10	11-1	April 14, 2006 @ Nashville
10	12-2	July 24, 2005 vs. Iowa

CLUB GAME RECORDS

LARGEST MARGIN OF DEFEAT/DOUBLE-DIGIT LOSSES, CONT:

Margin	Score	Date @/vs. Opponent
10	14-4	Aug. 18, 2002 vs. Tucson
10	11-1	Aug. 10, 2002 @ Sacramento
10	11-1	July 20, 2002 @ Portland
10	10-0	July 11, 2002 @ New Orleans
10	11-1	May 30, 2002 vs. Iowa
10	17-7	May 1, 2002 vs. Nashville
10	13-3	June 16, 2000 @ Albuquerque

MOST RUNS SCORED - GAME:

Runs	Date @/vs. Opponent	Score
24	Aug. 3, 2013 vs. Colorado Springs	24-5
24	June 22, 2004 @ Albuquerque	24-4
21	Aug. 18, 2005 vs. Memphis	21-4
20	Sept. 11, 2022 vs. Tacoma	20-5
20	Aug. 14, 2022 vs. Round Rock	20-3
20	May 30, 2021 @ El Paso	20-9
20	Sept. 1, 2007 @ Albuquerque	20-6
19	May 12, 2022 @ Round Rock	19-0
19	April 11, 2018 vs. Round Rock	19-1
19	April 17, 2008 vs. Round Rock	19-3
19	May 11, 2007 @ Las Vegas	19-5
19	June 16, 2004 @ Colorado Springs	19-10
18	July 18, 2019 @ Iowa	18-5
18	July 6, 2005 @ Albuquerque	18-5
18	July 18, 2001 @ Las Vegas	18-3
17	Aug. 30, 2022 @ Round Rock	17-8
17	Aug. 21, 2017 @ Colorado Springs	17-9
17	July 18, 2010 vs. Iowa	17-6
17	April 16, 2009 @ Nashville	17-3
17	Aug. 4, 2005 vs. Portland	17-8
17	Aug. 26, 2004 vs. Memphis	17-14
17	June 6, 1999 vs. Fresno	17-9
17	June 3, 1999 vs. Fresno	17-4
16	Sept. 25, 2022 @ El Paso	16-3
16	Sept. 20, 2022 @ El Paso	16-1
16	July 23, 2019 @ Nashville	16-1
16	Sept. 3, 2018 (G2) @ Colorado Springs	16-4 (7)
16	Aug. 7, 2014 vs. Iowa	16-4
16	July 16, 2012 @ Omaha	16-6
16	May 17, 2012 @ Reno	16-11
16	June 3, 2007 vs. Colorado Springs	16-2
16	May 10, 2007 @ Las Vegas	17-16 (10) (L)
16	Aug. 19, 2003 @ Nashville	16-2
16	April 30, 2002 vs. Nashville	16-9
16	Aug. 12, 1998 @ Calgary	16-4
15	July 12, 2022 @ Tacoma	15-4
15	May 1, 2022 vs. Sugar Land	15-10
15	Aug. 8, 2021 @ Albuquerque	15-10
15	July 9, 2021 @ El Paso	15-11
15	May 14, 2019 @ Round Rock	15-6
15	May 21, 2013 @ Fresno	15-2
15	July 24, 2012 vs. Iowa	15-9
15	Aug. 20, 2010 vs. Reno	15-1
15	July 11, 2010 @ Round Rock	15-2
15	July 26, 2008 @ Colorado Springs	15-12
15	April 27, 2008 vs. Albuquerque	15-5
15	July 26, 2007 vs. Portland	15-4
15	July 5, 2005 @ Albuquerque	15-12
15	April 19, 2004 vs. Omaha	15-2
15	July 29, 2002 vs. New Orleans	15-3
15	July 15, 2002 vs. Memphis	15-5
15	Aug. 23, 2001 @ Nashville	15-9
15	Aug. 3, 1999 @ Edmonton	15-5
15	July 27, 1999 @ Calgary	15-3
14	May 24, 2022 vs. Reno	14-7
14	July 23, 2021 vs. Sugar Land	14-5
14	Aug. 18, 2019 @ Round Rock	14-11
14	June 22, 2017 vs. Nashville	14-5
14	May 14, 2017 vs. Fresno	14-5
14	May 28, 2015 @ Salt Lake	14-11
14	April 7, 2013 @ Memphis	14-10 (11)
14	April 29, 2010 vs. New Orleans	14-3
14	May 27, 2009 @ Reno	14-6
14	May 20, 2006 @ Salt Lake	14-8
14	Aug. 9, 2005 vs. Tacoma	14-7
14	July 29, 2005 @ Tucson	14-4
14	Aug. 28, 2004 vs. Memphis	14-6
14	July 9, 2004 @ Colorado Springs	14-8
14	May 31, 2004 @ Iowa	14-10
14	May 18, 2002 @ Calgary	14-2 (6)
14	Aug. 17, 2000 @ Las Vegas	14-5
14	June 15, 1998 vs. Las Vegas	14-8
14	April 28, 1998 vs. Nashville	14-4 (7)
14	April 25, 1998 vs. Nashville	14-0

WINS WHILE ALLOWING DOUBLE-DIGIT RUNS:

Runs	Score	Date @/vs. Opponent
14	17-14	Aug. 26, 2004 vs. Memphis
12	13-12	April 16, 2019 vs. Omaha
12	15-12	July 26, 2008 @ Colorado Springs
12	15-12	July 5, 2005 @ Albuquerque
11	15-11	July 9, 2021 @ El Paso
11	14-11	Aug. 18, 2019 @ Round Rock
11	14-11	May 28, 2015 @ Salt Lake
11	16-11	May 17, 2011 @ Reno
11	13-11	Aug. 25, 2005 @ Omaha
10	15-10	May 1, 2022 vs. Sugar Land
10	11-10	Aug. 10, 2021 @ Albuquerque
10	15-10	Aug. 8, 2021 @ Albuquerque
10	12-10	May 23, 2014 @ Memphis
10	13-10	June 2, 2013 @ Albuquerque
10	14-10 (11)	April 7, 2013 @ Memphis
10	11-10 (10)	July 3, 2012 vs. Memphis
10	11-10	Aug. 20, 2011 @ Iowa
10	12-10	Aug. 11, 2005 vs. Tacoma
10	13-10	April 21, 2005 vs. Nashville
10	19-10	June 16, 2004 @ Colorado Springs
10	14-10	May 31, 2004 @ Iowa
10	11-10	May 28, 2004 @ Iowa
10	12-10	May 7, 2000 vs. Omaha
10	11-10 (10)	April 9, 2000 vs. Albuquerque
10	13-10	May 30, 1998 vs. Tacoma
10	11-10	May 17, 1998 @ Salt Lake

LOSSES WHILE SCORING DOUBLE-DIGIT RUNS:

Runs	Score	Date @/vs. Opponent
16	17-16 (10)	May 10, 2007 @ Las Vegas
13	14-13	May 15, 2022 @ Round Rock
13	14-13	June 18, 2005 vs. New Orleans
13	16-13	April 20, 2005 vs. Nashville
13	14-13	May 24, 1999 @ Salt Lake
11	13-11	April 12, 2022 @ El Paso
11	12-11	Aug. 21, 2021 @ Sugar Land
11	14-11	July 3, 2019 @ Nashville
11	15-11	June 15, 2017 vs. Omaha
11	13-11	May 12, 2004 @ Tucson
10	11-10	May 23, 2021 @ Albuquerque
10	13-10	July 26, 2019 vs. Memphis
10	11-10	July 14, 2017 vs. New Orleans
10	11-10 (14)	April 22, 2012 vs. Albuquerque
10	17-10	Aug. 4, 2011 @ Las Vegas
10	12-10	May 8, 2009 @ Round Rock
10	12-10	Aug. 22, 2008 vs. Iowa
10	11-10 (10)	Aug. 1, 2005 @ Las Vegas
10	11-10 (12)	May 17, 2005 @ Fresno
10	11-10	May 11, 2004 @ Tucson
10	13-10	June 9, 2003 @ Albuquerque
10	18-10	April 13, 2003 @ Albuquerque
10	11-10	May 29, 2002 vs. Iowa
10	11-10	May 30, 2000 vs. Albuquerque
10	11-10	April 25, 2000 vs. Memphis
14	14-10	May 31, 2004 @ Iowa
14	14-10	May 18, 2002 @ Calgary
14	14-5	Aug. 17, 2000 @ Las Vegas
14	14-8	June 15, 1998 vs. Las Vegas
14	14-4 (7)	April 28, 1998 vs. Nashville
14	14-0	April 25, 1998 vs. Nashville

CLUB GAME RECORDS

MOST RUNS ALLOWED - GAME:

Runs	Date @/vs. Opponent	Score
24	July 22, 2012 @ Memphis	24-7
23	July 30, 2009 @ Albuquerque	23-6
20	June 30, 2012 vs. Memphis	20-6
19	June 18, 2019 @ El Paso	19-9
18	July 2/3, 2022 @ El Paso (susp. game)	18-5
18	July 8, 2018 vs. Round Rock	18-8
18	June 17, 2011 vs. New Orleans	18-5
18	April 13, 2003 @ Albuquerque	18-10
18	June 12, 2000 @ Salt Lake	18-6
17	Aug. 4, 2011 @ Las Vegas	17-10
17	May 14, 2007 @ Tucson	17-5
17	May 10, 2007 @ Las Vegas	17-16 (10)
17	May 27, 2006 @ New Orleans	17-2
17	May 1, 2002 vs. Nashville	17-7
17	May 15, 2001 vs. Memphis	17-6
17	May 1, 2001 @ Omaha	17-6
17	April 9, 1998 @ Colorado Springs	17-9
16	May 19, 2017 @ El Paso	16-8
16	April 20, 2005 vs. Nashville	16-13
15	July 8, 2021 @ El Paso	15-8
15	May 7, 2021 @ Round Rock	15-6
15	Aug. 24, 2019 @ San Antonio	15-3
15	June 15, 2017 vs. Omaha	15-11
15	May 5, 2017 vs. Colorado Springs	15-3
15	May 3, 2012 @ Albuquerque	15-5
15	April 21, 2009 vs. Omaha	15-9
15	June 13, 2000 @ Albuquerque	15-8
15	April 26, 2000 vs. Memphis	15-6
14	June 29, 2022 @ El Paso	14-3
14	May 15, 2022 @ Round Rock	14-13
14	Aug. 1, 2019 @ Salt Lake	15-3
14	July 3, 2019 @ Nashville	14-11
14	June 21, 2019 vs. Memphis	14-7
14	Aug. 11, 2018 vs. Memphis	14-0
14	July 29, 2017 vs. Tacoma	14-9
14	May 24, 2016 @ Fresno	14-3
14	June 1, 2015 vs. Fresno	14-11
14	April 14, 2014 vs. New Orleans	14-8
14	May 19, 2012 @ Reno	14-9
14	Aug. 23, 2011 @ Iowa	14-7
14	June 26, 2011 @ Round Rock	14-2
14	June 6, 2011 vs. Memphis	14-2
14	June 19, 2009 vs. Nashville	14-3
14	June 6, 2009 @ Albuquerque	14-3
14	April 24, 2007 @ Round Rock	14-7
14	June 23, 2005 @ Iowa	14-2
14	June 18, 2005 vs. New Orleans	14-13
14	Aug. 27, 2004 vs. Memphis	14-9
14	Aug. 26, 2004 vs. Memphis	17-14 (W)
14	May 30, 2004 @ Iowa	14-2
14	Aug. 18, 2002 vs. Tucson	14-4
14	Aug. 9, 2002 @ Sacramento	14-1
14	July 3, 2002 @ Tucson	14-6
14	July 31, 1999 @ Edmonton	14-1
14	June 30, 1999 @ Vancouver	14-8
14	May 24, 1999 @ Salt Lake	14-13
14	May 14, 1998 @ Fresno	14-8
14	April 10, 1998 @ Colorado Springs	14-7


MOST HITS - GAME:

Hits	Date @/vs. Opponent	Score
31	June 22, 2004 @ Albuquerque	24-4
26	June 16, 2004 @ Colorado Springs	19-10
25	July 18, 2001 @ Las Vegas	18-3
24	Sept. 1, 2007 @ Albuquerque	20-6
24	May 11, 2007 @ Las Vegas	19-5
24	Aug. 12, 1998 @ Calgary	16-4
23	Aug. 17, 2000 @ Las Vegas	14-5
22	May 23, 2014 @ Memphis	12-10
22	May 17, 2012 @ Reno	16-11
22	June 21, 2002 @ Iowa	12-6
22	July 27, 1999 @ Calgary	15-3

MOST HITS ALLOWED - GAME:

Hits	Date @/vs. Opponent	Score
24	July 22, 2012 @ Memphis	24-7
24	May 3, 2012 @ Albuquerque	15-5
23	May 19, 2017 vs. El Paso	16-8
22	May 27, 2006 @ New Orleans	17-2
22	May 1, 2002 vs. Nashville	17-7
21	July 8, 2018 @ Round Rock	18-8
21	May 5, 2017 vs. Colorado Springs	15-3
21	April 23, 2013 @ Albuquerque	12-2
21	June 30, 2012 vs. Memphis	20-6
21	June 6, 2009 @ Albuquerque	14-3
21	May 11, 2008 vs. Fresno	13-5
21	July 31, 1999 @ Edmonton	14-1
20	June 17, 2011 vs. New Orleans	18-5
20	July 5, 2005 @ Albuquerque	15-12 (W)
20	June 18, 2005 vs. New Orleans	14-13
20	July 28, 1998 vs. New Orleans	9-2
19	July 2, 2022 @ El Paso	14-3
19	June 29, 2022 @ El Paso	18-5
19	Aug. 3, 2018 @ Tacoma	13-1
19	Aug. 20, 2017 @ Colorado Springs	12-2
19	April 18, 2014 @ Colorado Springs	10-9
19	July 3, 2012 vs. Memphis	11-10 (10) (W)
19	April 22, 2012 vs. Albuquerque	11-10 (14)
19	July 28, 2011 vs. Nashville	13-2
19	July 5, 2010 vs. Nashville	10-5
19	July 30, 2009 @ Albuquerque	23-6
19	June 19, 2009 vs. Nashville	14-3
19	May 22, 2009 @ Las Vegas	10-1
19	July 4, 2008 vs. Iowa	11-5
19	May 31, 2008 vs. Omaha	13-9
19	May 15, 2007 @ Tucson	13-5
19	May 14, 2007 @ Tucson	17-5
19	May 8, 2006 @ Albuquerque	10-9 (W)
19	April 14, 2006 @ Nashville	11-1
19	Aug. 9, 2002 @ Sacramento	14-1
19	July 3, 2002 @ Tucson	14-6
19	May 15, 2001 vs. Memphis	17-6
19	June 12, 2000 @ Salt Lake	18-6

The 2013 Oklahoma City RedHawks scored 24 runs Aug. 3, 2013 against Colorado Springs — tying the club record for runs scored in a game. The 2013 squad also set the team record for longest overall win streak (12) and longest home winning streak (17).



INDIVIDUAL GAME HIGHLIGHTS - OFFENSE

LONGEST HITTING STREAKS:

Length	Player	Dates
30	Anderson Hernandez	Aug. 2-Sept. 2, 2011
23	Warren Newson	May 20-June 16, 1998
20	Alex Verdugo	June 8-June 30, 2017
20	Carlos Peña	Aug. 4-25, 2001
20	Mike Hubbard	June 1-30, 1999
19	Jason Botts	June 18-July 6, 2007

SIX HITS IN A GAME:

Player	Date & opponent	Note
Corey Seager	May 28, 2015 @ Salt Lake	6x6; two doubles; home run; 6 RBI
Jeff Pickler	June 22, 2004 @ Albuquerque	6x6; one double; one triple; RBI

FIVE HITS IN A GAME:

Player	Date vs./@ opponent
James Outman	Aug. 26, 2022 vs. El Paso
Michael Busch	Aug. 14, 2022 vs. Round Rock
Cristian Santana	Sept. 24, 2021 @ Las Vegas
Gavin Lux	July 18, 2019 @ Iowa
Henry Ramos	Sept. 2, 2018 @ Colorado Springs
Bobby Wilson	Aug. 21, 2017 @ Colorado Springs
Austin Barnes	Aug. 19, 2015 vs. Reno
Ronny Torreyes	May 23, 2014 @ Memphis
Robbie Grossman	July 20, 2013 @ Memphis
Jake Elmore	April 7, 2013 @ Memphis (11)
Carlos Corporan	July 6, 2012 @ New Orleans (11)
Mike Hessman	May 17, 2012 @ Reno
J.B. Shuck	April 28, 2012 vs. Round Rock
Jordan Schafer	Aug. 20, 2011 @ Iowa
Anderson Hernandez	Aug. 7, 2011 @ Tucson
Craig Gentry	July 7, 2010 (G2) vs. Nashville (13)
John Mayberry	May 2, 2008 @ Tacoma
Victor Diaz	Sept. 1, 2007 @ Albuquerque
Victor Diaz	July 26, 2007 vs. Portland
Nate Gold	June 3, 2007 vs. Colorado Springs
Ian Kinsler	Aug. 25, 2005 @ Omaha
Chad Allen	June 22, 2004 @ Albuquerque
Adrian Gonzalez	June 22, 2004 @ Albuquerque
Chad Allen	May 18, 2004 @ Las Vegas
Travis Hafner	June 21, 2002 @ Iowa
Bo Porter	Aug. 23, 2001 @ Nashville
Mitch Simons	Aug. 17, 2001 @ Fresno
Jon Shave	Aug. 17, 2000 @ Las Vegas
Scott Sheldon	May 24, 1999 @ Salt Lake
Tom Quinlan	Aug. 12, 1998 @ Calgary
Bret Barberie	July 12, 1998 vs. Memphis (12)
Les Norman	June 22, 1998 @ New Orleans



Corey Seager became the second player in OKC history to record six hits in a game May 28, 2015



Kyle Garlick became the first player in OKC history to record two three-homer games in one season — May 5, 2019 and July 18, 2019

THREE HOME RUNS IN A GAME:

Player	Date vs./@ opponent	Note
Keibert Ruiz	July 23, 2021 vs. Sugar Land	4x4, 2B, 4 R, BB, 5 RBI
Luke Raley	May 30, 2021 @ El Paso	3x4, BB, 5 R, 9 RBI
Steven Souza Jr.	May 30, 2021 @ El Paso	3x5, 4 R, 7 RBI
Kyle Garlick	July 18, 2019 @ Iowa	3x6, 3 RBI
Kyle Garlick	May 5, 2019 @ New Orleans	4x5, 6 RBI
Matt Duffy	June 9, 2014 vs. Salt Lake	3x4, 3 RBI
Mike Hessman	June 3, 2012 vs. Iowa	4x4, 3 RBI
Chad Tracy	June 27, 2010 vs. Omaha	3x3, 5 RBI
Nate Gold	July 28, 2008 at Colorado Springs	4x5, 4 RBI
Nelson Cruz	July 19, 2008 vs. Memphis	3x5, 5 RBI
Adrian Gonzalez	May 24, 2005 @ Albuquerque	3x4, 5 RBI

INDIVIDUAL GAME HIGHLIGHTS - OFFENSE

ALL-TIME GRAND SLAMS:

Player	Date vs./@ opponent
Jake Amaya	9-11-22 vs. Tacoma
Jason Martin	8-30-22 @ Round Rock
Hunter Feduccia	7-22-22 vs. Sacramento
James Outman	7-13-22 @ Tacoma
Jake Amaya	6-16-22 @ Reno
Jake Lamb	5-7-22 vs. Albuquerque
Ryan Noda	5-5-22 (2) vs. Albuquerque
Omar Estévez	9-24-21 @ Las Vegas
Drew Avans	9-19-21 vs. Round Rock
Matt Davidson	9-7-21 vs. Albuquerque
Matt Davidson	8-28-21 vs. Las Vegas
Sheldon Neuse	8-21-21 @ Sugar Land
Steven Souza Jr.	8-2-21 @ Round Rock
Keibert Ruiz	7-1-21 vs. Salt Lake
Rangel Ravelo	6-4-21 vs. Sugar Land
Luke Raley	5-30-21 @ El Paso
Edwin Rios	8-28-19 vs. Iowa
Zach Reks	7-23-19 @ Nashville
Jake Peter	7-20-19 vs. San Antonio
Will Smith	7-16-19 @ Iowa
Zach Reks	6-12-19 @ Albuquerque
Kyle Garlick	7-14-18 @ Round Rock
Edwin Rios	6-10-18 @ Fresno
Henry Ramos	4-15-18 vs. New Orleans
Henry Ramos	4-13-18 vs. New Orleans
Edwin Rios	8-30-17 vs. New Orleans
Bobby Wilson	5-23-17 @ Albuquerque
Drew Maggi	8-27-16 vs. Colorado Springs
Corey Brown	8-23-16 @ New Orleans
Austin Barnes	7-1-16 @ Nashville
Corey Seager	8-23-15 @ Albuquerque
Buck Britton	5-28-15 @ Salt Lake
Joe Scalfani	8-9-14 vs. Iowa
Austin Wates	7-21-14 vs. Round Rock
George Springer	4-15-14 @ Colorado Springs
Jon Singleton	8-3-13 vs. Colorado Springs
Brett Wallace	5-21-13 @ Fresno
Jonathan Villar	5-8-13 vs. Tacoma (10)
Brandon Barnes	7-18-12 @ Omaha
Brett Wallace	6-2-12 vs. Iowa
Mike Hessman	4-26-12 vs. Round Rock
Fernando Martinez	4-13-12 @ Memphis
Drew Locke	8-9-11 at Tucson
Collin DeLome	5-3-11 vs. Nashville
Max Ramirez	7-19-10 @ Iowa
Ryan Garko	7-5-10 @ Nashville
Gregorio Petit (2)	6-22-10 @ New Orleans
Ryan Garko	5-21-10 @ Portland
Kevin Richardson	8-6-09 @ Sacramento
Joaquin Arias	7-21-09 @ New Orleans
Kevin Richardson	6-3-09 vs. Memphis
Nate Gold	5-28-09 @ Reno
Travis Metcalf	8-31-08 @ Memphis
Ryan Roberts	7-26-08 @ Colorado Springs
John Mayberry	6-28-08 @ Omaha (7) (G2)
Nelson Cruz	6-23-08 vs. Round Rock
Chris Davis	6-2-08 vs. Omaha
Jason Ellison	4-17-08 vs. Round Rock
Victor Diaz	9-1-07 @ Albuquerque
Nelson Cruz	7-26-07 vs. Portland
Victor Diaz	7-26-07 vs. Portland
Kevin West	5-13-07 @ Tucson

Surrendered by
Darren McCaughan
Cole Winn
Patrick Rutoolo
Daniel Ponce de Leon
Mitchell Stumpo
Nick Kennedy
Frank Duncan
Homer Bailey
David Kubiak
Jake Bird
Reymin Guduan
Colin McKee
Brock Burke
Austin Warren
Seth Martinez
Mason Thompson
Dakota Mekkes
Wei-Chieh Huang
Bubba Derby
Trevor Clifton
Kyle Freeland
R.J. Alvarez
Kent Emanuel
Adam Conley
Alex Wimmers
William Cuevas
Carlos Estevez
Josh Hader
Chris Reed
Nick Tepesch
Nelson Gonzalez
Steven Hensley
Marcus Hatley
Luke Jackson
Christian Friedrich
Armando Galarraga
Steve Edlefsen
Bobby LaFromboise
Roman Colon
Ryan Rowland-Smith
Tyler Tufts
Maikel Cleto
Rob Musgrove
Chase Wright
Thomas Diamond
Jeff Bennett
Jay Buente (4th inn./)
Brett Sinkbeil (8th inn.)
Will Inman
Dana Eveland
Willie Glen
Fernando Salas
Hector Ambriz
P.J. Walters
Josh Towers
Tyler Lumsden
Ryan Houston
John Foster
Ryan Houston
Blake McGinley
Kyle Stutes
Steve Watkins
Jailen Peguero

cont. on next page

INDIVIDUAL GAME HIGHLIGHTS - OFFENSE**ALL-TIME GRAND SLAMS, CONT.:**

Player	Date vs./@ opponent	Surrendered by
Marlon Byrd	5-12-07 @ Tucson	Adam Bass
Nate Gold	5-11-07 @ Las Vegas	B.J. LaMura
Jason Botts	5-12-06 vs. Sacramento	Shawn Kohn
Jason Conti	8-25-05 @ Omaha	Ryan Jensen
Jason Conti	8-18-05 vs. Memphis	Carmen Cali
Esteban German	8-8-05 vs. Tacoma	Rich Dorman
Gerald Laird	7-6-05 @ Albuquerque	Frank Castillo
Marshall McDougall	6-28-05 vs. Nashville	Andy Pratt
Keith McDonald	5-17-05 @ Fresno (12)	Brandon Puffer
Will Smith	5-14-05 @ Fresno	Jeremy Fikac
Jason Botts	4-20-05 vs. Nashville	Rick Helling
Cody Ransom	4-12-05 @ Nashville	Justin Lehr
Marshall McDougall	8-28-04 vs. Memphis	Tim Young
Pete Zoccolillo	8-9-04 vs. Portland	Chris Rojas
Adrian Gonzalez	6-8-04 vs. Albuquerque	Mike Neu
David Newhan	5-31-04 @ Iowa	Nate Bland
Chad Allen	5-13-04 @ Tucson	Edgar Gonzalez
Pete Zoccolillo	4-19-04 vs. Omaha	Jimmy Serrano
Jason Hart	7-11-03 vs. Omaha	Ryan Bukvich
Ryan Ludwick	4-26-03 @ New Orleans	Jonathan Johnson
Hank Blalock	7-29-02 vs. New Orleans	Brian Shouse
Jason Hart	5-29-02 vs. Iowa	Mark Watson
Kevin Mench	5-5-02 @ Omaha	Mike MacDougal
Travis Hafner	4-30-02 vs. Nashville	Jim Dougherty
David Steed	8-7-01 @ Edmonton	Matt Kinney
Harry Berrios	5-26-01 vs. Nashville	Marc Wilkins
Cliff Brumbaugh	4-15-01 @ Salt Lake	Jim Bruske
Ruben Sierra	8-21-00 vs. New Orleans	Jeriome Robertson
B.J. Waszgis	5-30-00 vs. Albuquerque	Bobby Ayala
Pedro Valdes	5-21-00 @ New Orleans	Brad Kaufman
Andy Barkett	5-3-99 vs. Memphis	Mark Nussbeck
Mike Simms	4-20-99 vs. Tacoma	David Holdridge
Wes Chamberlain	8-24-98 @ Omaha	Glendon Rusch
Rick Wrona	8-8-98 vs. Colorado Springs (10)	Joel Moore
Tom Quinlan	7-21-98 vs. Tucson	Ben Ford
Scott Sheldon	7-12-98 vs. Memphis (12)	Kevin Lovingier
Rene Gonzales	7-2-98 vs. Albuquerque	Gary Rath
Marc Sagmoen	6-27-98 (G1) vs. Nashville (7)	Gary Wilson
Mark Little	5-20-98 @ Salt Lake	Kevin Ohme
Tom Quinlan	5-15-98 @ Fresno	Troy Brohawn
Scott Sheldon	5-15-98 @ Fresno	Dean Hartgraves

Gregorio Petit is the lone OKC player to record two grand slams in one game, accomplishing the feat June 22, 2010 at New Orleans



INDIVIDUAL GAME HIGHLIGHTS - PITCHING

No HITTERS:

Pitcher(s)
Luis Mendoza

Date vs./@ opponent
8-14-09 vs. Salt Lake

Details

9-inning game; 5-0 final; 6 BB; 6 K;
125 pitches; 74 strikes
7-inning game; 2-0 win; G1 of DH; charitable
scoring call leading off 7th

Dustin Nippert

6-29-08 @ Omaha

ONE HITTERS:

Pitcher(s)
Eric Stults; David Huff
Mike Foltyniewicz; Paul Clemens

Date vs./@ opponent
7-24-15 @ RR
5-5-14 @ Omaha

Details

Stults 1H, 1R, 2BB, 6K, 7IP; Huff 0H, 0R, 2IP
Foltyniewicz career-high 12K, 1R, 1H, 2BB in 6
inn.; Clemens 1K in 3 inn.; RedHawks won, 5-1
Faced minimum in a complete game (9 IP) for the
first time in team history; fired a one-hit
shutout in the 5-0 win
Happ 7 IP, 1 H; Lou Montanez one-out double
in 1st only hit
Regilio 8.1 no-hit innings; Ryan Christenson broke
it up; 6-0 win
Davis 7 IP; 1 H; Powell and Schmack 1 IP; 4-0 win

Asher Wojciechowski

7-8-13 @ Round Rock

J.A. Happ; Fernando Abad

8-21-11 @ Iowa

Nick Regilio; Brad Clontz

6-25-04 @ Albuquerque

Douglas Davis; James Powell &
Brian Schmack
Ryan Glynn
Ricky Pickett

6-1-02 @ Nashville

4-28-99 vs. New Orleans
7-14-98 @ Nashville

8.1 no-hit innings; 3-0 win
7-inning game; 5-0 win in first game of
doubleheader

TWO HITTERS BY INDIVIDUALS:

Pitcher(s)
Bobby Miller

Date vs./@ opponent
9-1-22 @ Round Rock

Details

6-inning game called with two outs in top of 7th
inning due to rain/wet grounds; 2-0 L;
3rd Triple-A start; 6.0 IP; 2H; 2 R; 1 BB; 14 K
5-inning game; 4-0 W; 6K;
game called after bottom of the 5th due to rain
7-inning game; 8-0 win; G1 of DH;
one pitch from perfect game
5.5-inning game; 4-0 W; game called with
2 out in the top of the 6th due to rain
7-inning game; 6-0 win; game 1 DH
6-inning, rain-shortened game; 2-1 win
1-0 win
2-0 win
7-inning game; 4-1 win
7-inning game; 4-0 win

Jharel Cotton

4-19-16 vs. Memphis

Scott Baker

4-20-15 @ Iowa

Joe Wieland

4-19-15 @ Iowa

Armando Galarraga
A.J. Murray
Derek Lee
R.A. Dickey
Chris Young
Ricky Pickett

8-25-08 @ Nashville
4-9-08 vs. Nashville
8-28-06 vs. Iowa
8-3-06 vs. Las Vegas
8-18-04 @ Memphis
8-7-98 vs. Colorado Springs

THREE HITTERS BY INDIVIDUALS:

Pitcher(s)
Yefry Ramirez

Date vs./@ opponent
5-12-33 @ Round Rock

Details

9.0 IP; 0 R; 3 H; 1 BB; 8 K; 19-0 W; largest team
shutout win in Bricktown era; first complete
shutout by an OKC pitcher since May 11, 2018
9 IP; 1R; 11K; 8-1W
Rain-shortened; 6 innings; 2-0 win; 5 K's
G1; 7-innings; 1-0 win
Rain-shortened; 8 innings; 8-0 win
8-0 win; 21 ground ball outs; 3 singles
5-0 win; 3 singles; 4 DPs; 2 runners to 2B
7 innings; 1st of DH at Tulsa; 1 UER
3-0 win; 4 1/3 no-hit
no walks; 6 Ks; 3-0 win
12 strikeouts; 1-0 win in season finale
7 1/3 no-hit innings; 9-inning game
86 pitches; 6-0 win
8-inning loss 1-0; slated for seven innings
7 innings
7 innings
4-0 shutout
14 strikeouts in 7-inning game

Trevor Oaks
Dallas Keuchel
Doug Mathis
John Rheinecker
Derek Lee
Ricardo Rodriguez
John Hudgins
Sam Narron
John Wasdin
Joaquin Benoit
Pete Munro
Darren Oliver
Doug Davis
Ryan Glynn
Ryan Glynn
Brady Raggio
Chuck Smith

8-15-16 vs. El Paso
4-26-13 vs. New Orleans
5-30-09 vs. Albuquerque
5-22-06 @ Colorado Springs
7-20-05 @ New Orleans
5-29-05 @ Memphis
5-25-05 vs. Colorado Springs
6-28-04 vs. Omaha
6-7-04 vs. Albuquerque
9-3-01 vs. Memphis
8-30-00 vs. Omaha
8-21-00 vs. New Orleans
6-18-00 vs. Fresno
4-29-00 @ Nashville
4-12-00 vs. Colorado Springs
7-5-99 vs. Calgary
6-23-99 @ Memphis

INDIVIDUAL GAME HIGHLIGHTS - PITCHING

DOUBLE-DIGIT STRIKEOUT EFFORTS:

K's	Pitcher	Date vs./@ opponent
15	Wilmer Font	5-15-17 vs. Sacramento
14	Bobby Miller	9-1-22 @ Round Rock
14	Chuck Smith	6-23-99 (G2) @ Memphis
13	Jose De Leon	8-28-16 vs. Colorado Springs
12	Mike Foltyniewicz	5-5-14 @ Omaha
12	John Koronka	8-11-06 @ Round Rock
12	Joaquin Benoit	9-3-01 vs. Memphis
12	Aaron Myette	6-15-01 @ Tacoma
11	Gavin Stone	9-26-22 vs. Salt Lake
11	Dennis Santana	5-19-18 vs. Nashville
11	Wilmer Font	7-21-17 @ Iowa
11	Wilmer Font	4-12-17 @ Nashville
11	Mike Bolsinger	8-29-15 @ El Paso
11	Michael Kirkman	7-24-10 (G1) @ Memphis
11	Robinson Tejeda	5-17-08 @ Memphis
11	Edinson Volquez	8-14-07 vs. Memphis
11	Robinson Tejeda	8-7-06 vs. Tucson
11	Edinson Volquez	7-29-06 @ Portland
11	Tony Mounce	8-12-03 vs. Albuquerque
11	Colby Lewis	7-19-03 @ New Orleans
11	Jamey Wright	5-31-03 vs. Colorado Springs
11	Aaron Myette	6-3-02 @ Nashville
11	Rob Bell	4-19-02 vs. Salt Lake
11	Joaquin Benoit	6-7-01 vs. Sacramento
11	Joaquin Benoit	5-6-01 @ Iowa
11	R.A. Dickey	7-30-00 vs. Calgary
11	Matt Perisho	5-22-99 @ Salt Lake
10	Michael Grove	8-17-22 @ Sugar Land
10	Dustin May	8-14-22 vs. Round Rock
10	Andre Jackson	8-2-22 @ Salt Lake
10	Ryan Pepiot	6-21-22 vs. Round Rock
10	Yefry Ramirez	10-3-21 vs. El Paso
10	Josiah Gray	5-6-21 @ Round Rock
10	Rob Zastryzny	5-4-19 @ New Orleans
10	Ben Holmes	4-25-19 (G2) @ San Antonio
10	Manny Bañuelos	6-6-18 @ Sacramento
10	Caleb Ferguson	5-26-18 @ Nashville
10	Justin Masterson	7-5-17 vs. Iowa
10	Wilmer Font	6-2-17 vs. Colorado Springs
10	Wilmer Font	5-21-17 @ El Paso
10	Jair Jurrjens	5-1-17 @ Omaha
10	Jose De Leon	8-22-16 @ New Orleans
10	Jose De Leon	8-17-16 vs. Albuquerque
10	Jose De Leon	7-20-16 @ Tacoma
10	Jose De Leon	7-15-16 @ Reno
10	Brock Stewart	6-24-16 vs. Round Rock
10	Brock Stewart	6-19-16 @ New Orleans
10	Jharel Cotton	5-23-16 @ Fresno
10	Mike Foltyniewicz	7-28-14 @ Nashville
10	Mike Foltyniewicz	5-30-14 vs. Omaha
10	Jake Buchanan	5-20-14 @ New Orleans
10	Brad Peacock	7-19-13 (G1) @ Memphis
10	Jarred Cosart	5-7-13 vs. Tacoma
10	Rich Harden	8-18-10 vs. Reno
10	Rich Harden	7-26-10 @ Memphis
10	Robinson Tejeda	8-13-06 @ Round Rock
10	Edinson Volquez	6-15-06 @ Memphis
10	Edinson Volquez	5-21-06 @ Salt Lake
10	Nick Regilio	6-25-04 @ Albuquerque
10	Nick Bierbrodt	6-8-04 vs. Albuquerque
10	John Wasdin	5-7-04 vs. Nashville
10	Colby Lewis	5-13-02 vs. Fresno
10	Brian Sikorski	5-29-01 @ Memphis
10	Kevin Foster	5-17-01 @ Nashville
10	Chuck Smith	5-3-00 @ Iowa
10	Matt Perisho	6-4-98 @ Nashville



Wilmer Font set the OKC single-game record with 15 strikeouts May 15, 2017 against Sacramento at Chickasaw Bricktown Ballpark and went on to set the OKC season record with 178 strikeouts in 2017



Jose De León closed the 2016 season with three consecutive starts with at least 10 strikeouts and no walks and became the team's first pitcher to record five double-digit strikeout games in one season

CLUB SEASON RECORDS

LONGEST WINNING STREAK:

Games	Dates
12	July 26-Aug. 6, 2013
9	April 7-17, 2018
9	May 29-June 7, 2012
9	Aug. 2-12, 2005
9	Aug. 17-26, 1999
8	Aug. 7-14, 1998
7	June 30-July 6, 2016
7	June 8-15, 2015
7	Aug. 15-21, 2013
7	April 26-May 2, 2013
7	April 7-13, 2008
7	May 28-June 3, 2005
6	July 18-24, 2019
6	May 29-June 4, 2019
6	April 25-30, 2018
6	June 22-27, 2017
6	June 8-14, 2017
6	Aug. 30-Sept. 5, 2016
6	Aug. 9-15, 2016
6	Aug. 26-31, 2012
6	May 10-17, 2012
6	Aug. 25-30, 2011
6	April 13-18, 2010
6	Aug. 11-17, 2009
6	June 20-26, 2009
6	June 26-July 1, 2007
6	May 29-June 3, 2006
6	May 18-24, 2004
6	Aug. 14-19, 2003
6	June 28-July 3, 2003
6	Aug. 19-25, 2001
6	July 22-27, 2000

LONGEST HOME WINNING STREAK:

Games	Dates
17	July 26-Aug. 20, 2013
15	April 10-May 6, 2018
14	May 10-June 7, 2012
13	Aug. 12-Sept. 2, 1999@
8	June 13-28, 2010
8	July 25-Aug. 11, 2005
7	July 17 - Aug. 3, 2015
7	June 11-20, 2015
7	April 25-May 2, 2013
7	June 20-July 5, 2009
7	May 8-27, 1998
6	July 9-24, 2016
6	Aug. 17-31, 2012
6	June 20-July 8, 2011
6	May 2-11, 2011
6	April 13-26, 2010
6	July 23-Aug. 5, 2006
6	May 16-June 3, 2006
6	Aug. 12-21, 2000

@Streak extended to the end of the regular season; RedHawks won first two regular-season games the following year.

LONGEST ROAD WINNING STREAK:

Games	Dates
9	May 29-June 15, 2019
7	April 6-16, 2014
7	May 28-June 3, 2005
6	July 13-21, 2018>
6	Aug. 22-Sept. 5, 2016
6	July 31-Aug. 23, 2015
6	May 29-June 12, 2006
6	Aug. 19-25, 2001
5	Sept. 15-20, 2022
5	April 15-20, 2022
5	Sept. 13-25, 2021
5	April 12-16, 2017
5	June 6-19, 2016
5	May 22-26, 2015
5	Aug. 14-18, 2014
5	July 8-19, 2012
5	July 12-23, 2008
5	June 27-July 1, 2007
5	Aug. 21-25, 2005
5	Aug. 1-14, 2004
5	July 17-July 29, 2003
5	May 2-6, 2003

>Streak includes "road" game played at Chickasaw Bricktown Ballpark 4-17-18 (G1) @ New Orleans (Makeup of postponed game 7-2-18 in New Orleans).

LONGEST LOSING STREAK:

Games	Dates
13	June 15-27, 2005
10	Aug. 3-13, 2012
9	April 29-May 7, 2006
9	June 9-18, 2000
8	June 14-21, 2001
8	Aug. 25-Sept. 1, 1998

LONGEST HOME LOSING STREAK:

Games	Dates
9	June 18-July 6, 2018
9	June 15-27, 2005
8	July 2-25, 2001
7	July 29-Aug. 13, 2012
7	July 30-Aug. 14, 2007
6	June 3-13, 2011
6	April 16-22, 2011
6	May 15-June 2, 2010
6	Aug. 21-Aug. 30, 1998
6	June 27-July 1, 1998
5	June 5-9, 2019
5	May 1-8, 2019
5	April 17-21, 2019
5	Aug. 4-8, 2015
5	June 1-5, 2015
5	May 8-11, 2008
5	July 5-July 12, 2007
5	June 24-28, 2006
5	July 3-17, 2005
5	July 26-Aug. 8, 2003
5	April 22-May 1, 2003
5	July 30-Aug. 11, 2000

LONGEST ROAD LOSING STREAK:

Games	Dates
10	Aug. 25-Sept. 6, 2009
10	June 14-July 5, 2001
9	April 20-May 7, 2006
9	June 9-22, 2000
7	May 13-24, 2007
7	Aug. 19-Sept. 3, 2006
6	Aug. 3-8, 2012
6	July 4-9, 2003
6	Aug. 4-8, 2000
6	June 25-30, 1999



Jimmy Paredes holds the OKC record for most hits in a season, collecting 161 hits in 2012



INDIVIDUAL SEASON RECORDS - BATTING

MOST HITS - SEASON:

Hits	Player	Season
161	Jimmy Paredes	2012
153	Anderson Hernandez	2011
153	Esteban German	2005
153	Bret Barberie	1998
150	Tom Quinlan	1998
149	Andy Barkett	1999
148	Jon Shave	2000
146	Jason Botts	2005
145	Ian Kinsler	2005
144	Freddy Guzman	2007
143	Ruben Sierra	2000
142	Tug Hulett	2007
142	Pete Zoccolillo	2004
141	Scott Sheldon	1999
139	Adrian Gonzalez	2004
138	Chad Allen	2004
138	Jason Conti	2004
138	Kelly Dransfeldt	2001
137	Ronny Torreyes	2014
137	Nate Gold	2007
137	Travis Hafner	2002
136	Alex Verdugo	2017
136	Esteban German	2010
136	Ryan Roberts	2008
135	Jason Hart	2002
134	Jason Martin	2022
134	Joaquin Arias	2009
133	Miguel Vargas	2022
132	Joaquin Arias	2006
131	Domingo Santana	2014
131	Nelson Cruz	2008
131	Mike Zywica	1999

MOST TRIPLES - SEASON:

Triples	Player	Season
12	Drew Avans *	2022
10	Joaquin Arias	2006
9	Rob Segedin	2016
9	Scott Schebler	2015
9	Joaquin Arias	2008
8	Jonathan Villar	2013
8	Greg Golson	2009
8	Ryan Roberts	2008
8	Freddy Guzman	2007
7	Corey Brown	2016
7	Jimmy Paredes	2012
7	J.B. Shuck	2011
7	John Mayberry	2008
7	Jason Botts	2005
7	Kelly Dransfeldt	2002
6	James Outman	2022
6	Trayce Thompson	2017
6	Jimmy Paredes	2013
6	Tommy Manzella	2011
6	Manny Alexander	2005
6	Esteban German	2005
6	David Newhan	2004
6	Manny Alexander	2003
6	Scarborough Green	1999
6	Marc Sagmoen	1998

* Led League

MOST DOUBLES - SEASON:

Doubles	Player	Season
38	Carlos Peña	2001
37	Pete Zoccolillo	2004
36	Jason Botts	2007
36	Bret Barberie	1998
35	Tom Evans	1999
35	Scott Sheldon	1999
33	Brandon Laird	2013
33	Tom Quinlan	1998
32	Michael Busch	2022
32	Miguel Vargas	2022
32	Hank Blalock	2002
32	Jason Hart	2002
32	Andy Barkett	1999
32	Les Norman	1998
31	Chris Davis	2010
31	Tug Hulett	2007
31	Jason Botts	2005
31	Mike Zywica	1999
31	Scott Sheldon	1998

MOST HOME RUNS - SEASON:

HR	Player	Season
37	Nelson Cruz	2008
35	Mike Hessman*	2012
32	Jason Martin*	2022
31	Edwin Rios	2019
29	Scott Sheldon	1998
28	Matt Davidson	2021
28	Scott Sheldon	1999
26	Nate Gold	2007
25	Ryan Noda	2022
25	Jason Botts	2005
25	Jason Hart	2002
24	O'Koyea Dickson	2017
23	Kyle Garlick	2019
23	Willie Calhoun	2017
23	Corey Brown	2016
23	Nate Gold	2008
23	Ian Kinsler	2005
23	Pete Zoccolillo	2004
23	Carlos Peña	2001
21	Michael Busch	2022
21	Rob Segedin	2016
21	Jason Hart	2003
21	Travis Hafner	2002
21	Pedro Valdes	1999
21	Warren Newson	1998
20	Will Smith	2019
20	Kyle Jensen	2015
20	Brad Snyder	2012
20	Craig Monroe	2001

* Led League

MOST RBI - SEASON:

RBI	Player	Season
107	Jason Martin*	2022
103	Nate Gold	2007
102	Jason Botts	2005
99	Nelson Cruz	2008
97	Scott Sheldon	1999
97	Tom Quinlan	1998
96	Pete Zoccolillo	2004
96	Scott Sheldon	1998
94	Ian Kinsler	2005
91	Edwin Rios	2019
90	Ryan Noda	2022
90	Nate Gold	2008
88	Adrian Gonzalez	2004
83	Jason Hart	2002
82	Miguel Vargas	2022
82	Jason Hart	2003
82	Ruben Sierra	2000
81	Matt Davidson	2021
81	Domingo Santana	2014
80	Chris Davis	2010
80	Adam Hyzdu	2006
79	Michael Busch	2022
79	Brandon Laird	2013
79	Mike Zywica	1999
78	Mike Hessman	2012
78	Jason Botts	2007
78	Pedro Valdes	2000
77	Travis Hafner	2002
76	O'Koyea Dickson	2017
76	Andy Barkett	1999

* Led League

MOST RUNS - SEASON:

Season Runs	Player	Season
2022	Esteban German	2005
102	Ian Kinsler	2005
100	Jason Martin	2022
100	Miguel Vargas	2022
95	Tug Hulett	2007
94	Drew Avans	2022
94	Scott Sheldon	1999
93	Nelson Cruz	2008
93	Jason Botts	2005
92	Jimmy Paredes	2012
92	Freddy Guzman	2007
87	Michael Busch	2022
86	Ryan Noda	2022
85	Jon Shave	2000
84	Tom Evans	1999
83	Pete Zoccolillo	2004
82	Connor Joe	2019
81	Cliff Brumbaugh	2000
80	Jason Conti	2005
80	Mike Zywica	1999
79	Esteban German	2010
79	Travis Hafner	2002
78	Jason Hart	2002
76	Kelly Dransfeldt	2001
75	Brandon Laird	2013
75	Chad Allen	2004
75	Warren Newson	1998
75	Tom Quinlan	1998



INDIVIDUAL SEASON RECORDS - BATTING

MOST WALKS - SEASON:

BB's	Player	Season
92	Ryan Noda*	2022
85	Cliff Brumbaugh	2000
81	Jason Botts	2007
80	Carlos Peña	2001
79	Travis Hafner	2002
74	Adam Hyzdu	2006
72	Connor Joe	2019
72	Brandon Boggs	2010
71	Miguel Vargas	2022
68	Jason Martin	2022
68	Jason Hart	2002
67	Ryan Roberts	2008
67	Jason Botts	2005
66	Tom Evans	1999
66	Warren Newson	1998
65	Esteban German	2009
65	Esteban German	2005
65	Pete Zoccolillo	2004
64	Domingo Santana	2014
64	Esteban German	2010
64	Tug Hulett	2007
64	Jeff Pickler	2003
63	Jason Ellison	2008
62	Freddy Guzman	2007
62	Scott Sheldon	1998

MOST STRIKEOUTS - SEASON:

K's	Player	Season
162	Ryan Noda*	2022
155	Corey Brown	2016
155	Tom Quinlan	1998
153	Edwin Rios	2019
152	Jason Botts	2005
149	Domingo Santana	2014
143	Scott Sheldon	1998
136	Mike Hessman	2012
135	Jason Martin	2022
133	Kelly Dransfeldt	2002
131	Michael Busch	2022
129	Drew Avans	2022
127	Carlos Peña	2001
123	Kelly Dransfeldt	2000
123	Mike Zywica	2000
122	Jason Hart	2002
121	Nate Gold	2008
119	Mike Zywica	1999
117	Koby Clemens	2011
116	Tommy Manzella	2011
116	Jason Conti	2005
116	Kelly Dransfeldt	2001
114	Greg Golson	2009
114	Tug Hulett	2007
112	Scott Sheldon	1999

* Led League

MOST STOLEN BASES - SEASON:

SB's	Player	Season
56*	Freddy Guzman	2007
50	Esteban German	2010
43*	Esteban German	2005
40	Drew Avans	2022
37	Jimmy Paredes	2012
35	Esteban German	2009
32	Darnell Sweeney	2015
32	Jeff Pickler	2003
31++	Austin Wates	2014
31	Jonathan Villar	2013
31+	Freddy Guzman	2006
27	Manny Alexander	2005
27	Manny Alexander	2003
26	Micah Johnson	2016
26	Joaquin Arias	2006
26	Scarborough Green	1999
25	Julio Borbon	2009
24	Jonathan Villar	2014
24	Joaquin Arias	2009
24	Nelson Cruz	2008
23	Joaquin Arias	2008
22	George Springer	2013
21	Anderson Hernandez	2011
20	Ryan Noda	2022
20	Brian Bogusevic	2011
20	J.B. Shuck	2011
20	Greg Golson	2009
20	Tug Hulett	2007
19	Drew Avans	2021
19	Che-Hsuan Lin	2013
19	Ian Kinsler	2005
18	Tim Locastra	2018
18	Austin Barnes	2016
18	Luis Durango	2011
18	Chad Allen	2004
17	Jeff Pickler	2002
16	Miguel Vargas	2022
16	Trevor Crowe	2013
16	Jake Elmore	2013
16	Jimmy Paredes	2013
16	Brad Snyder	2012
16	Anthony Webster	2006
15	Scott Schebler	2015
15	Robbie Grossman	2013
15	Ryan Roberts	2008
15	Ramon Nivar	2004
15	Jeff Pickler	2004

* Led League

+ Had 11 SB with Portland; led league with 42

++ Had six SB with New Orleans; led league with 37

Freddy Guzman led the PCL and set the OKC record for stolen bases in 2007 with 56



INDIVIDUAL SEASON RECORDS - PITCHING

Most Wins - Season:

Wins	Pitcher	Season
15	Matt Perisho	1999
13	Michael Kirkman	2010
12	Terry Clark	1998
11	Justin Masterson	2017*
11	Zach Lee	2015
11	Ryan Snare	2004
11	R.A. Dickey	2001
10	Austin Bibens-Dirkx	2021
10	Wilmer Font	2017
10	Joe Wieland	2015
10	Elizardo Ramirez	2008
10	R.A. Dickey	2005
10	Brian Sikorski	2000
9	Ryan Pepiot	2022
9	Manny Bañuelos	2018
9	Nick Tropeano	2014
9	Asher Wojciechowski	2013
9	Andy Van Hekken	2011
9	Elizardo Ramirez	2009
9	Mike Wood	2007
9	R.A. Dickey	2006
9	John Wasdin	2005
9	Joaquin Benoit	2001
9	Brandon Knight	1999

* Led League

Most Losses - Season:

Losses	Pitcher	Season
12	Derek Lee	2006
12	Corey Lee	2000
11	Elizardo Ramirez	2009
11	Brady Raggio	1999
10	Ryan Rowland-Smith	2011
10	Alfredo Simon	2007
10	Robert Ellis	2003
9	Dennis Santana	2019
9	Sergio Perez	2011
9	Omar Beltre	2010
9	Bryan Corey	2009
9	Dan Murray	2003
9	R.A. Dickey	2000
9	Brian Sikorski	2000
8	Daniel Corcino	2019
8	Wilmer Font	2017
8	Fabio Castillo	2017
8	Paul Clemens	2012
8	Michael Ballard	2010
8	R.A. Dickey	2006
8	Mario Ramos	2002
8	Brandon Knight	1999
8	Jeff Granger	1998
8	Barry Johnson	1998

Most Starts - Season:

Starts	Pitcher	Season
27	Matt Perisho	1999
26	Brandon Knight	1999
25	Wilmer Font	2017
25	Justin Masterson	2017
24	Elizardo Ramirez	2009
24	Ryan Snare	2004
24	Joaquin Benoit	2001
24	R.A. Dickey	2001
24	Brady Raggio	1999
24	Terry Clark	1998

Most Innings Pitched - Season:

Innings	Pitcher	Season
168.0	Brady Raggio	1999
165.1	Terry Clark	1998
163.0	R.A. Dickey	2001
163.0	Brandon Knight	1999
160.0	Elizardo Ramirez	2008
158.1	R.A. Dickey	2000
156.1	Matt Perisho	1999
154.0	R.A. Dickey	2002
143.2	Derek Lee	2006
142.0	Elizardo Ramirez	2009
141.2	Justin Masterson	2017
140.1	Brian Sikorski	2000
137.1	Ryan Snare	2004
135.0	Rudy Owens	2014
134.1	Wilmer Font	2017
134.0	Asher Wojciechowski	2013
131.2	R.A. Dickey	2006
131.0	Michael Kirkman	2010
131.0	Joaquin Benoit	2001
129.2	Andy Van Hekken	2011
129.0	Jeff Granger	1998

Most Appearances - Season:

App.	Pitcher	Season
59	Brad Clontz	2004
58	Brian Schlitter	2018*
57	Joe Broussard	2018
57	Jose Veras	2005
56	Ross Wolf	2011
54	Kevin Quackenbush	2019*
54	Jacob Rhame	2016
54	Jason Stoffel	2014
54	Erasmus Ramirez	2006
51	Daniel Zamora	2022
50	Clay Rapada	2010
50	Bill White	2008
49	Caron Fulmer	2022
49	Willie Eyre	2010
48	James Pazos	2021
48	Keith Stampler	2004
47	Marshall Kasowski	2022
47	Jaime Schultz	2019
47	Kea Kometani	2008
47	Franklyn German	2007
46	Josh Sborz	2019
46	Jose Valdez	2012
46	Kevin Walker	2006
46	Jeremi Gonzalez	2002
45	Kevin Quackenbush	2021
45	Pat Venditte	2018
45	Kevin Chapman	2013
45	Dean Mitchell	2000
45	Eric Moody	1998
44	Joe Broussard	2017
44	Eric Berger	2013
44	Jason Stoffel	2013
44	Wes Littleton	2008
43	Kevin Chapman	2014
43	Josh Zeid	2013
43	Mark Hamburger	2012
43	Brian Gordon	2009
43	Michael Tejera	2005
43	Ray Beasley	2003
42	Warner Madrigal	2009
42	Allen McDill	1999

* Led League

INDIVIDUAL SEASON RECORDS - PITCHING

MOST WALKS - SEASON:

BB	Pitcher	Season
87	Corey Lee	2000
78	Matt Perisho	1999
73	Joaquin Benoit	2001
72	Edinson Volquez	2006
68	Michael Kirkman	2010
66	Justin Masterson	2017*
65	R.A. Dickey	2000
61	Andre Jackson	2022
61	Daniel Corcino	2019
60	Beau Burrows	2022
60	Brian Sikorski	2000

*Led League

MOST STRIKEOUTS - SEASON:

K's	Pitcher	Season
178	Wilmer Font	2017*
150	Matt Perisho	1999
142	Joaquin Benoit	2001
140	Justin Masterson	2017
130	Michael Kirkman	2010
130	Edinson Volquez	2006
127	Manny Bañuelos	2018
125	Aaron Wilkerson	2021*
120	Nick Tropeano	2014
120	R.A. Dickey	2001
119	Jharel Cotton	2016
115	Yefry Ramirez	2021
114	Ryan Pepiot	2022
114	Brady Raggio	1999
111	Jose De Leon	2016
111	Andy Van Hekken	2011
108	Jon Duplantier	2022
109	R.A. Dickey	2002
107	Guillermo Moscoso	2010
106	Aaron Myette	2002
105	Daniel Corcino	2019
105	Dennis Santana	2019
104	Rudy Owens	2014
104	Asher Wojciechowski	2013
103	Joaquin Benoit	2002
102	Daniel Corcino	2018
102	Mike Foltyniewicz	2014
99	Brian Sikorski	2000
97	Brandon Knight	1999
95	Beau Burrows	2022
95	Terry Clark	1998
94	Jeff Granger	1998
94	Jonathan Johnson	1998

*Led League

MOST SAVES - SEASON:

Saves	Pitcher	Season
24	Jose Veras	2005
23	Kevin Quackenbush	2021*
21	Brian Schlitler	2018
21	Jose Valdez	2012
18	Brad Clontz	2004
18	Allen McDill	1999
17	Warner Madrigal	2009
15	David Aardsma	2015
14	Jeremi Gonzalez	2002
13	Jose Valdez	2013
13	Josh Zeid	2013
13	Pedro Strop	2010
12	Carson Fulmer	2022
12	Juan Gonzalez	2015
12	Eric Moody	1998
11	Kevin Quackenbush	2019
11	Jason Stoffel	2014
10	Joe Broussard	2018
10	Rosman Garcia	2003
10	Brandon Villafuerte	2001
9	Kevin Chapman	2014
9	David Carpenter	2011
9	Jose Valdez	2011
9	Erasmo Ramirez	2006
9	Todd Williams	2004
9	Steve Frey	1999
9	Jimmy Myers	1998

*Led League



Jose Veras holds the OKC record for saves in a season with 24 in 2005

INDIVIDUAL CAREER RECORDS - BATTING

MOST GAMES - CAREER:

Games	Player	Seasons
502	Kelly Dransfeldt	1999-2002
359	Jason Hart	2002-03; 2006
349	Joaquin Arias	2007-09
348	Esteban German	2005; 2009-10
334	O'Koyea Dickson	2015-17
321	Manny Alexander	2003-05
320	Chris Demetral	1998-2001
316	Jason Botts	2005-08
307	Jeff Pickler	2002-04
297	Drew Meyer	2005-08
291	Edwin Rios	2017-19; 2022
274	Nate Gold	2007-09
261	Mike Zywica	1999-2000
255	Marc Sagmoen	1998-99; 2001
253	Scott Sheldon	1998-99
225	Andy Barkett	1998-2000
223	J.B. Shuck	2011-12
221	Jason Conti	2004-05
215	Gregorio Petit	2010; 2014
214	Brandon Boggs	2008-10
212	Adrian Gonzalez	2004-05; 2017
210	Jimmy Paredes	2012-13
209	Drew Avans	2021-22
208	Alex Verdugo	2017-18
202	Freddy Guzman	2006-07
202	Pedro Valdes	1999-2000
199	Jake Peter	2018-19
189	Austin Barnes	2015-16; 2019
185	Marshall McDougall	2003-06
185	Cliff Brumbaugh	1999-2001
184	Gerald Laird	2003-05; 2008
181	Jason Jones	2003-04
178	Kyle Garlick	2018-19
178	Charlie Culberson	2016-17
178	Chris Davis	2008-10
176	Zach Reks	2019; 2021
175	Danny Ardoin	2002-04
174	Brett Wallace	2011-13
167	Casey Benjamin	2008-09
164	Mike Lamb	1999-2003
163	Rob Segedin	2016-18
163	Carlos Perez	2013-14
159	Ryan Ludwick	2002-03
158	Omar Estévez	2021-22
155	Nelson Cruz	2007-10
154	Connor Joe	2018-19
154	Darnell Sweeney	2015; 2017
145	Mike Hubbard	1999; 2001
144	Andy Burns	2021-22
144	Ian Kinsler	2005-07
142	Jonathan Villar	2013-14
142	Marc Krauss	2012-14
141	R.A. Dickey	1999-03; 05-06
139	Ronny Torreyes	2014-15
138	Kyle Farmer	2017-18
137	Tom Quinlan	1998
136	Henry Ramos	2017-18
136	Anderson Hernandez	2011
136	Ramon Nivar	2003-04
136	Dave Meliah	2001-03
136	Ruben Sierra	2000-01

MOST HITS - CAREER:

Hits	Player	Seasons
448	Kelly Dransfeldt	1999-2002
413	Esteban German	2005; 2009-10
396	Joaquin Arias	2006-09
349	Manny Alexander	2003-05
348	Jason Botts	2005-08
342	Jason Hart	2002-03; 2006
336	Jeff Pickler	2002-04
308	O'Koyea Dickson	2015-17
299	Edwin Rios	2017-19; 2022
279	Nate Gold	2007-09
277	Esteban German	2005; 2009
267	Scott Sheldon	1998-99
257	Jason Conti	2004-05
256	Chris Demetral	1998-2001
255	Jimmy Paredes	2012-13
254	Adrian Gonzalez	2004-05; 2017
249	Alex Verdugo	2017-18
246	Drew Meyer	2005-08
246	Pedro Valdes	1999-2000
241	Mike Zywica	1999-2000
237	Marc Sagmoen	1998-99; 2001
237	Andy Barkett	1998-2000
221	Chris Davis	2008-10
215	Brandon Boggs	2008-10
215	Freddy Guzman	2006-07
214	Austin Barnes	2015-16; 2019
212	Gregorio Petit	2010; 2014
209	O'Koyea Dickson	2015-16
209	Marshall McDougall	2003-06
206	Brett Wallace	2011-13
199	J.B. Shuck	2011-12
197	Chad Allen	2004-05
192	Nelson Cruz	2007-10
191	Cliff Brumbaugh	1999-2001
187	Jason Jones	2003-04
186	Drew Avans	2021-22
184	Zach Reks	2019; 2021
183	Ryan Ludwick	2002-03
179	Gerald Laird	2003-05; 2008
174	Rob Segedin	2016-18
168	Ruben Sierra	2000-01
167	Kyle Garlick	2018-19
165	Charlie Culberson	2016-17
161	Jimmy Paredes	2012
160	Ian Kinsler	2005-07



Joaquin Arias holds the OKC career record for triples, hitting 22 triples with the RedHawks from 2006-09

INDIVIDUAL CAREER RECORDS - BATTING

Most Doubles - Career:

Doubles	Player	Seasons
93	Kelly Dransfeldt	1999-2002
92	Jason Botts	2005-08
78	Edwin Rios	2017-19; 2022
77	O'Koyea Dickson	2015-17
73	Jason Hart	2002-03; 2006
69	Esteban German	2005; 2009-10
69	Manny Alexander	2003-05
66	Scott Sheldon	1998-99
62	Nate Gold	2007-09
61	Jeff Pickler	2002-04
57	Pedro Valdes	1999-2000
56	Mike Zywica	1999-2000
55	O'Koyea Dickson	2015-16
52	Jason Conti	2004-05
51	Ryan Ludwick	2002-03
51	Andy Barkett	1998-2000
50	Chris Davis	2008-10
49	Jimmy Paredes	2012-13
47	Marc Sagmoen	1998-99; 2001
46	Alex Verdugo	2017-18
46	Drew Meyer	2005-08
45	Austin Barnes	2015-16, 2019
45	Adrian Gonzalez	2004-05; 2017
45	Marshall McDougall	2003-06
44	Brandon Boggs	2008-10
44	Mike Lamb	1999-2003
44	Jason Jones	2003-04

Most Triples - Career:

Triples	Player	Seasons
22	Joaquin Arias	2006-09
17	Kelly Dransfeldt	1999-2002
16	Drew Avans	2021-22
16	Esteban German	2005; 2009-10
16	Manny Alexander	2003-05
13	Jimmy Paredes	2012-13
13	Drew Meyer	2005-08
12	Jason Botts	2005-08
11	Jonathan Villar	2013-14
10	J.B. Shuck	2011-12
10	Brandon Boggs	2008-10
10	Freddy Guzman	2006-07
10	Jeff Pickler	2002-04
10	Marc Sagmoen	1998-99; 2001
10	Andy Barkett	1998-2000

Most RBI - Career:

RBI	Player	Seasons
230	Jason Botts	2005-08
215	Kelly Dransfeldt	1999-2002
214	Edwin Rios	2017-19; 2022
210	Jason Hart	2002-03; 2006
208	Nate Gold	2007-09
193	Scott Sheldon	1998-99
190	O'Koyea Dickson	2015-17
182	Esteban German	2005; 2009-10
164	Manny Alexander	2003-05
153	Adrián González	2004-05

Most Stolen Bases - Career:

SB's	Player	Seasons
128	Esteban German	2005; 2009-10
87	Freddy Guzman	2006-07
74	Joaquin Arias	2006-09
64	Jeff Pickler	2002-04
62	Manny Alexander	2003-05
55	Jonathan Villar	2013-14
53	Jimmy Paredes	2012-13
59	Drew Avans	2021-22
40	Scarborough Green	1999-2000
39	Darnell Sweeney	2015; 2017
37	Jimmy Paredes	2012
37	Kelly Dransfeldt	1999-2002
35	Jonathan Villar	2013-14
31	Austin Barnes	2015-16, 2019
30	Tim Locoastro	2017-18
30	Austin Barnes	2015-16
27	Chad Allen	2004-05
26	Micah Johnson	2016
26	George Springer	2013-14
26	Nelson Cruz	2007-10
26	Drew Meyer	2005-08
25	Robbie Grossman	2013-14
25	Julio Borbon	2009
22	J.B. Shuck	2011-12
22	Gerald Laird	2003-05; 2008
22	Ian Kinsler	2005-07

Most Home Runs - Career:

HR's	Player	Seasons
60	Jason Hart	2002-03; 2006
59	Edwin Rios	2017-19; 2022
57	Scott Sheldon	1998-99
55	O'Koyea Dickson	2015-17
55	Jason Botts	2005-08
52	Nelson Cruz	2007-10
51	Nate Gold	2007-09
40	Kyle Garlick	2018-19
40	Kelly Dransfeldt	1999-2002
38	Zach Reks	2019, 2021
37	Pedro Valdes	1999-2000
35	Mike Hessman	2012
32	Jason Martin	2022
32	Marshall McDougall	2003-06
32	Ryan Ludwick	2002-03
31	O'Koyea Dickson	2015-16
31	Adrian Gonzalez	2004-05; 2017
31	Marc Sagmoen	1998-99; 2001
28	Matt Davidson	2021
28	Rob Segeidin	2016-18
27	Brett Wallace	2011-13
26	Manny Alexander	2003-05
26	Gerald Laird	2003-05
25	Ryan Noda	2022
25	Ian Kinsler	2005-06

INDIVIDUAL CAREER RECORDS - BATTING**MOST WALKS - CAREER:**

BB's	Player	Seasons
194	Esteban German	2005; 2009-10
188	Jason Botts	2005-08
156	Kelly Dransfeldt	1999-2002
152	Jeff Pickler	2002-04
145	Jason Hart	2002-03; 2006
138	Brandon Boggs	2008-10
137	Chris Demetral	1998-2001
118	Cliff Brumbaugh	1999-2001
118	Scott Sheldon	1998-99
114	Nate Gold	2007-09
105	Drew Meyer	2005-08
104	Drew Avans	2021-22
101	O'Koyea Dickson	2015-17
98	Edwin Rios	2017-19; 2022
98	Freddy Guzman	2006-07
97	Pedro Valdes	1999-2000
95	J.B. Shuck	2011-12
95	Manny Alexander	2003-05
94	Zach Reks	2019, 2021
94	Connor Joe	2018-19
92	Ryan Noda	2022
92	Austin Barnes	2015-16, 2019
90	Jason Jones	2003-04
89	Casey Benjamin	2008-09
88	Jon Singleton	2013-14
86	Alex Verdugo	2017-18
85	Jake Peter	2018-19
82	Andy Burns	82
81	Marc Krauss	2012-14
81	Andy Barkett	1998-2000
80	Nelson Cruz	2007-10
80	Carlos Peña	2001
79	Travis Hafner	2002
79	Mike Zywica	1999-2000

MOST STRIKEOUTS - CAREER:

SO	Player	Seasons
480	Kelly Dransfeldt	1999-2002
371	Edwin Rios	2017-19; 2022
340	Jason Botts	2005-08
289	Jason Hart	2002-03; 2006
255	Scott Sheldon	1998-99
242	Mike Zywica	1999-2000
239	Nate Gold	2007-09
224	O'Koyea Dickson	2015-17
224	Drew Meyer	2005-08
214	Esteban German	2005; 2009-10
212	Zach Reks	2019, 2021
211	Brandon Boggs	2008-10
200	Jason Conti	2004-05
197	Marc Sagmoen	1998-99; 2001
189	Kyle Garlick	2018-19
188	Drew Avans	2021-22
186	Manny Alexander	2003-05
184	Jake Peter	2018-19
173	Chris Davis	2008-10
168	Jimmy Paredes	2012-13
167	Jeff Pickler	2002-04
166	Joaquin Arias	2006-09
162	Ryan Noda	2022
158	Kevin Richardson	2008-09
156	Brett Wallace	2011-13
155	Corey Brown	2016
155	Danny Ardoin	2002-04
155	Tom Quinlan	1998
154	Jonathan Villar	2013-14
151	Chris Demetral	1998-2001
149	Domingo Santana	2014
148	Gregorio Petit	2010; 2014
148	Jason Jones	2003-04
147	Marshall McDougall	2003-06
147	Ryan Ludwick	2002-03
146	Omar Estévez	2021-22
141	Jon Singleton	2013-14
138	Andy Burns	2021-22
136	Mike Hessman	2012
135	Jason Martin	2022
133	DJ Peters	2019, 2021
133	Gerald Laird	2003-05; 2008
131	Michael Busch	2022
131	Nelson Cruz	2007-10
129	Charlie Culberson	2016-17
127	Casey Benjamin	2008-09
127	Carlos Peña	2001
124	Freddy Guzman	2006-07
122	Santiago Perez	2002; 2004



Esteban German played for OKC during the 2005 season, as well as in 2009 and 2010

INDIVIDUAL CAREER RECORDS - PITCHING

Most Wins - CAREER:

Wins	Pitcher	Seasons
49	R.A. Dickey	1999-2003; 05-06
24	Doug Davis	1999-2002
23	Elizardo Ramirez	2008-10
23	Matt Perisho	1998-99
20	Joaquin Benoit	2001-03; 2005; 2008
19	Elizardo Ramirez	2008-09
19	John Wasdin	2004-06
18	Zach Lee	2015-16
18	Jonathan Johnson	1998-2000
17	Paul Clemens	2011-14
16	Ryan Snare	2003-05
16	Brian Sikorski	2000-01
15	Guillermo Moscoso	2009-10; 2018
14	Doug Mathis	2007-10
14	Josh Rupe	2005-07; 2009
13	Jason Stoffel	2013-14
13	Asher Wojciechowski	2013-14
13	Michael Kirkman	2010
13	Erasmus Ramirez	2002-06
13	Eric Moody	1998-99
12	Brock Stewart	2016-19
12	Daniel Corcino	2018-19
12	Jake Buchanan	2012-14
12	Brett Oberholtzer	2012-14
12	Derek Lee	2005-08
12	Edinson Volquez	2006-07
12	Ryan Glynn	1999-2001
12	Terry Clark	1998
11	Ryan Pepiot	2021-22
11	Logan Bawcom	2016, 2018-19
11	Justin Masterson	2017
11	Brian Gordon	2008-09
11	Wes Littleton	2006-08
11	Kameron Loe	2004-06; 2008
11	Steve Rowe	2005; 2007-08
11	Aaron Myette	2001-02

Most Losses - CAREER:

Losses	Pitcher	Seasons
40	R.A. Dickey	1999-2003; 2005-06
22	Elizardo Ramirez	2008-10
20	Derek Lee	2005-08
17	Josh Rupe	2005-07; 2009
17	Jonathan Johnson	1998-2000
16	Ryan Snare	2003-05
16	Dan Murray	2002-03
15	Guillermo Moscoso	2009-10; 2018
15	Brett Oberholtzer	2012-14
15	Brandon Knight	1998-99
14	Paul Clemens	2011-14
13	Rudy Owens	2012-15
13	Asher Wojciechowski	2013-14
13	Doug Mathis	2007-10
13	Brian Sikorski	2000-01
12	Kevin Quackenbush	2019, 2021
12	Logan Bawcom	2016, 2018-19
12	Eric Hurlley	2007-08
12	Corey Lee	1999-2001
12	Matt Perisho	1998-99
11	Brock Stewart	2016-19
11	Daniel Corcino	2018-19
11	Zach Lee	2015-16
11	Jake Buchanan	2012-14
11	Rudy Owens	2012-14
11	Sergio Perez	2011-12
11	Joaquin Benoit	2001-03; 2005
11	Mario Ramos	2002-03
11	Brady Raggio	1999

Most Starts - CAREER:

Starts	Pitcher	Seasons
106	R.A. Dickey	1999-2003; 2005-06
50	Elizardo Ramirez	2008-10
49	Brock Stewart	2016-19
47	Joaquin Benoit	2001-03; 05
46	Guillermo Moscoso	2009-10; 2018
44	Derek Lee	2005-08
43	Ryan Glynn	1999-2001
42	Matt Perisho	1998-99
40	Daniel Corcino	2018-19
40	Ryan Snare	2003-05
38	Josh Rupe	2005-07; 2009
38	Doug Davis	1999-2003
38	Brandon Knight	1998-99
37	Doug Mathis	2007-10
37	Brian Sikorski	2000-01
36	Brett Oberholtzer	2012-14
35	Rudy Owens	2012-15
35	Asher Wojciechowski	2013-14
34	John Wasdin	2004-06
33	Brock Stewart	2016-18
32	Zach Lee	2015-16
32	Paul Clemens	2011-14
29	Yefry Ramirez	2021-22
29	Edinson Volquez	2006-07
28	Jake Buchanan	2012-14
28	Aaron Myette	2001-02
28	Jonathan Johnson	1998-2000
27	Logan Bawcom	2016, 2018-19
27	Colby Lewis	2002-03



R.A. Dickey pitched for Oklahoma City from 1999-2003 and 2005-06

INDIVIDUAL CAREER RECORDS - PITCHING

MOST APPEARANCES - CAREER:

App.	Pitcher	Seasons
141	R.A. Dickey	1999-2003; 05-06
131	Erasmio Ramirez	2002-05
124	Joe Broussard	2016-19
101	Jose Valdez	2011-13
99	Kevin Quackenbush	2019, 2021
98	Jason Stoffel	2013-14
95	Jacob Rhame	2016-17
88	Kevin Chapman	2013-14
87	A.J. Murray	2005; 2007-09
86	Warner Madrigal	2008-10
84	Eric Moody	1998-99
81	Elizardo Ramirez	2008-10
80	Wes Littleton	2006-08
80	Dan Murray	2002-03
79	Josh Sborz	2018-19
76	Jonathan Johnson	1998-2000
71	Keith Stampler	2003-05
70	Steve Rowe	2005; 2007-08
69	Brian Schmack	2001-02
68	Willie Eyre	2009-10
64	Reynaldo Garcia	2002-03
62	Sergio Perez	2011-12
61	Brian Gordon	2008-09
60	Josh Zeid	2013-14
60	Josh Rupe	2005-07; 2009
59	Brad Clontz	2004
58	Brian Schlitter	2018
58	Rosman Garcia	2003-04
57	Jose Veras	2005
54	Marshall Kasowski	2021-22
54	Kevin Quackenbush	2019
54	Josh Ravin	2015-17
54	Derek Lee	2005-08
53	Matt West	2015-16
53	Rhiner Cruz	2012-14
53	Ricky Pickett	1998-99
52	Kameron Loe	2004-06; 2008
52	Ryan Snare	2003-05

MOST SAVES - CAREER:

Saves	Pitcher	Seasons
43	Jose Valdez	2011-13
34	Kevin Quackenbush	2019, 2021
24	Jose Veras	2005
23	Warner Madrigal	2008-10
21	Brian Schlitter	2018
20	Josh Zeid	2013-14
18	Brad Clontz	2004
18	Allen McDill	1999
16	Eric Moody	1998-99
15	David Aardsma	2015
15	Erasmio Ramirez	2002-06
14	Joe Broussard	2016-19
14	Jeremi Gonzalez	2002
13	Chin-Hui Tsao	2015-16
13	Josh Zeid	2013
13	Reynaldo Garcia	2002-03
12	Carson Fulmer	2022
12	Juan Gonzalez	2015
12	Rosman Garcia	2003-04
11	Kevin Quackenbush	2019
11	Kevin Chapman	2013-14
11	Jason Stoffel	2013-14
10	Wes Littleton	2006-08
10	Brandon Villafuerte	2001

MOST INNINGS PITCHED - CAREER:

Innings	Pitcher	Seasons
766.1	R.A. Dickey	1999-2003; 2005-06
354.2	Elizardo Ramirez	2008-10
279.0	Derek Lee	2005-08
270.2	Joaquin Benoit	2001-03; 2005; 2008
265.0	Guillermo Moscoso	2009-10; 2018
253.0	Ryan Glynn	1999-2001
252.2	Ryan Snare	2003-05
252.1	Doug Davis	1999-2003
246.2	Matt Perisho	1998-99
240.1	Brock Stewart	2016-19
240.0	John Wasdin	2004-06
236.1	Jonathan Johnson	1998-2000
233.0	Josh Rupe	2005-07; 2009
227.2	Brian Sikorski	2000-01
227.2	Brandon Knight	1998-99
222.2	Daniel Corcino	2018-19
220.1	Rudy Owens	2012-15
212.1	Doug Mathis	2007-10
210.0	Asher Wojciechowski	2013-14
201.0	Brett Oberholtzer	2012-14
191.0	Dan Murray	2002-03
187.0	Zach Lee	2015-16
185.1	Sergio Perez	2011-12
182.2	Paul Clemens	2011-14
176.0	Spike Lundberg	2001-03
176.0	Aaron Myette	2001-02
175.0	Eric Moody	1998-99

MOST STRIKEOUTS - CAREER:

K's	Pitcher	Seasons
477	R.A. Dickey	1999-2003; 2005-06
281	Joaquin Benoit	2001-03; 2005; 2008
232	Guillermo Moscoso	2009-10; 2018
226	Brock Stewart	2016-19
210	Matt Perisho	1998-99
207	Daniel Corcino	2018-19
207	Doug Davis	1999-2003
200	John Wasdin	2004-06
196	Edinson Volquez	2006-07
195	Jonathan Johnson	1998-2000
185	Elizardo Ramirez	2008-10
182	Aaron Myette	2001-02
178	Wilmer Font	2017
173	Ryan Glynn	1999-2001
172	Brett Oberholtzer	2012-14
172	Brian Sikorski	2000-01
166	Joe Broussard	2016-19
166	Derek Lee	2005-08
163	Asher Wojciechowski	2013-14
160	Ryan Pepiot	2021-22
159	Brock Stewart	2016-18
149	Chuck Smith	1999-2000
149	Brandon Knight	1998-99



Jose Valdez posted a team record 43 saves during his RedHawks career from 2011-13

ADDITIONAL CLUB MARKS

GAMES OF 12-OR-MORE INNINGS:

Inn.	Date vs./@ opponent	Result	Ended on
19	9-1-15 vs. Iowa	W, 6-4	Buck Britton's two-run walk-off homer ended the 5 hour-44 minute game, the longest ever at Chickasaw Bricktown Ballpark; 19-inning game was the first of a doubleheader; OKC won the second game, 3-1, as the teams combined to play 25.5 innings over 7 hours, 31 minutes.
19	8-26-02 @ Memphis	W, 4-3	Julio Mosquera singled in Hank Blalock after bullpen tossed 13 shutout innings
17	9-2-99 vs. New Orleans	W, 5-4	Scott Sheldon (in his final RedHawk game) singled home Marc Sagmoen
16	5-21-11 @ Sacramento	L, 3-2	Eric Sogard's single with two outs scored Shane Peterson for the win
15	8-6-16 vs. Round Rock	L, 5-4	Drew Robinson homered in the top of 15th to give Round Rock the lead after Express tied the game in top of ninth
15	8-19-15 vs. Reno	W, 8-5	Darwin Barney hit a three-run homer for the win; OKC scored three runs in bottom of ninth to force extras
15	4-25-13 vs. New Orleans	L, 10-8	RedHawks scored five runs in the ninth and two in 13th to tie; Kevin Mattison hit a game-winning two-run double in 15th
15	8-13-02 @ New Orleans	W, 3-1	Eric Cole and Scott Pose posted RBIs in the 15th; Zephyrs were shut out in final 14 innings
15	4-20-02 @ Nashville	L, 6-5	RedHawks failed to hold 5-2 lead in 14th; Jeff Pickler's throwing error brought in winning run
15	5-25-00 @ Memphis	L, 1-0	Pitcher Dean Mitchell's errant throw to third base scored the winning run
15	7-4-98 @ Iowa	L, 5-4	Jason Maxwell homered off John Powell
15	4-12-98 @ Albuquerque	W, 11-7	Four-run rally (no homers) in the top of the 15th off Matt Herges
14	5-2-17 vs. Colorado Springs	L, 8-6	Colorado Springs scored two runs in the top of the 14th inning to break a 6-6 tie with a RBI triple by Ivan De Jesus Jr. and a RBI single by Stephen Kohlscheen; Bobby Wilson's homer in the bottom of the ninth tied the game for OKC to force extras
14	8-29-13 vs. Nashville	W, 5-4	J. Paredes RBI single on 0-2 pitch with two outs in 12th tied; GW RBI double by J. Martinez
14	4-22-12 vs. Albuquerque	L, 11-10	Tim Federowicz's single scored Josh Fields
14	5-13-10 vs. Sacramento	L, 8-5	Michael Affronti's double scored Adrian Cardenas for the eventual winning run
14	7-16-09 @ Round Rock	W, 7-5	Kevin Richardson's leadoff HR in 14th provided winner, OKC blew 4-0 lead in seventh
14	7-1-09 @ Iowa	W, 1-0	Kevin Richardson singled in Brandon Boggs with two outs in 14th
14	5-9-02 vs. Las Vegas	L, 6-5	RedHawks blow 5-1 lead in seventh, Mike Kinkade singles in Joe Thurston in 14th
14	8-13-01 vs. Calgary	W, 10-9	Kelly Dransfeldt's two-out single scored Osmani Garcia
13	8-4-17 @ Las Vegas	L, 3-2	Las Vegas scores a walk-off win without a hit in the bottom of the 13th; OKC pitcher Edward Paredes hit a batter, then allowed three straight walks, including a bases-loaded walk to Phillip Evans that brought home the winning run; Max Muncy tied the game with a homer in the top of the ninth
13	4-23-16 @ Iowa	W, 6-4	Dodgers score two runs in the top of the 13th; Logan Bawcom pitches final three innings for the win
13	4-30-15 @ Iowa	W, 4-2	Dodgers score two runs in top of 13th; David Aardsma credited with the save
13	7-7-10 vs. Nashville	W, 5-4	In the second game of DH, Craig Gentry's single scored Herman Iribarren for the win
13	4-8-10 vs. Albuquerque	L, 6-3	Albuquerque scored three in the 13th — two on an OKC throwing error and the third on a wild pitch
13	7-7-08 vs. Albuquerque	W, 4-3	Bozied solo HR in the top of the 12th matched by Roberts HR in bottom of the 12th, Roberts BL single won it
13	4-6-06 vs. Memphis	W, 5-4	Season opener; Drew Meyer's single off Alan Benes brings home Nick Trzesniak
13	4-13-02 vs. Omaha	L, 5-4	Aaron Guiel's single scored winning run, Matt Skrmetta pitched four hitless innings to win
13	5-9-99 @ Colorado Springs	L, 8-7	Sky Sox scored two in the 13th off Allen McDill to erase a 7-6 Oklahoma lead
12	6-3-18 vs. Omaha	L, 8-5	Per new extra-inning rules in MiLB for 2018, each half inning started with a runner at second base. Omaha scored four runs on four hits, including two triples, in the top of the 12th. OKC scored one run in the bottom of the frame.

cont. on next page

ADDITIONAL CLUB MARKS

GAMES OF 12 OR MORE INNINGS, CONT...

Inn.	Date vs./@ opponent	Result	Ended on
12	4-27-17 @ Omaha	W, 3-2	OKC takes lead in the top of the 12th on a sacrifice fly by O'Koyea Dickson with the bases loaded to score Michael Ahmed and break a 2-2 tie; Ike Davis tied the game in the top of the ninth on a solo homer for OKC
12	7-18-16 @ Tacoma	L, 5-4	OKC scored one run in the top of the 12th; Tacoma answered with two runs in the bottom of the frame on an error & single for the win
12	6-15-16 vs. Omaha	L, 6-5	Omaha scored go-ahead run in the top of the 12th inning on an OKC fielding error
12	4-29-16 @ Omaha	W, 5-3	Dodgers scored two runs in top of the 12 on bases-loaded walks; Luis Avilan credited with the save
12	7-19-15 vs. Round Rock	W, 7-6	Scott Schebler lined a RBI double to secure a 7-6 walk-off win for the Dodgers
12	6-5-15 vs. Sacramento	L, 7-2	Sacramento scored five runs in the top of the 12th to break a 2-2 tie and sweep OKC
12	6-13-14 vs. Las Vegas	W, 6-5	Gregorio Petit homered into the OKC bullpen for a walk-off win; first pitch of AB with two outs
12	7-25-13 @ Omaha	L, 2-1	Falu scored on a sac fly to center by Ramirez
12	6-13-13 vs. Iowa	W, 9-8	Serez singled to right-center field to score Laird for the walk-off win
12	8-17-12 vs. Fresno	W, 3-2	Single by pitcher Brian Bass scores J.D. Martinez
12	6-7-11 vs. Memphis	L, 2-1	Aaron Luna's home run won the game
12	7-8-10 @ Round Rock	W, 7-6	Ryan Garko's single scored Jared Saltalamacchia for the eventual winning run
12	8-7-09 @ Sacramento	L, 4-3	Two OKC runs in ninth tie it, Frostad's E2 throw on attempted steal of third scored winner
12	7-23-09 @ New Orleans	W, 7-6	OKC blew 5-0 lead in fourth, Smoak drives in Golson with two outs in 12th
12	8-25-08 @ Round Rock	W, 5-4	Chris Shelton hits a HR to LF to lead off top of 12th to break a 4-4 tie
12	6-24-08 vs. Round Rock	W, 4-3	Maysonet single in 12th off Littleton put RR up, 3-2, Arias two-run HR after two out, 0 on vs. Regilio
12	5-15-08 @ Memphis	L, 6-4	Runs in eighth and ninth tied it, Mather two-run HR off Fukumori in 12th
12	7-13-07 vs. Round Rock	W, 9-8	Only win in stretch of losing eight of nine, OK run in ninth to tie, two-out rally in 12th, Cruz single
12	7-12-07 vs. Round Rock	L, 8-5	RR four Es, OK three; Quintero and Klassen four-hit games, three in top 12
12	6-14-05 vs. Omaha	W, 5-3	Last win before 13-game losing streak, Kinsler 2 HR, 5 RBIs, game-winning HR in 12th
12	5-17-05 @ Fresno	L, 11-10	Keith McDonald's ninth inning slam tied it 10-10, two-out single by Brian Dallimore in 12th
12	4-10-05 @ Memphis	W, 9-4	Laird HR tied it in ninth, five-run 12 off Brad Thompson included insurance three-run HR by Nix
12	8-19-04 @ Memphis	W, 5-4	Memphis tied it in ninth (solo HR) Chad Allen led off 12th with HR off Tim Young
12	7-18-04 vs. Albuquerque	W, 9-8	Jason Jones' two-run HR in ninth tied it 8-8, Pickler scored winner on Michalak throwing E
12	5-20-04 vs. Salt Lake	W, 4-3	Stingers scored three in ninth to force extra innings, Pickler singled, Newhan doubled in winner
12	8-29-03 vs. Iowa	L, 3-2	Mark Grudzielanek drove in the winning run after Iowa tied it in the ninth
12	5-21-03 @ Omaha	W, 4-3	Kevin Mench drove in Manny Alexander after Omaha tied it with two outs in the ninth
12	8-15-02 @ New Orleans	L, 6-5	Jason Hart's HR in the 12th put Oklahoma in front; Zephyrs answered with two in 12th
12	7-4-02 vs. Tacoma	L, 3-2	Scott Podsednik singled in Jermaine Clark with the decisive run
12	8-27-01 vs. New Orleans	W, 7-6	Osmani Garcia doubled in the winning run
12	7-25-01 vs. Las Vegas	L, 10-8	Danny Kolb allowed three runs in 12th, the only runs he allowed in 2001 (12 outings)
12	6-5-01 vs. Sacramento	W, 4-3	Jason Romano homered off Frank Lankford to end it
12	4-12-01 vs. Colo. Springs	W, 5-4	David Steed singled in winning run
12	8-7-00 @ Colo. Springs	L, 9-8	Shane Monahan homered off Johan Lopez in 12th
12	7-31-00 vs. Calgary	L, 4-3	Manny Martinez squeeze bunt with two out scored unearned winning run
12	8-25-98 @ Omaha	L, 3-2	Tred Barberie's error on a double play relay brought home winning run
12	7-19-98 vs. Vancouver	L, 6-3	Brett Greene hit a three-run homer off Ricky Pickett in the 12th
12	7-12-98 vs. Memphis	W, 7-3	Scott Sheldon belted a walk-off grand slam against Kevin Lovingsier
12	6-30-98 vs. Albuquerque	L, 6-5	RedHawks rallied from 5-0 deficit after 4.5 innings to no avail
12	5-1-98 @ Las Vegas	L, 5-4	Jason Thompson's two-out single won it after RedHawks rallied from 4-0 deficit

ADDITIONAL CLUB MARKS

SERIES WINS BY SWEEP:

Date	Opponent	Games	Scores
Sept. 26-28, 2022	vs. Salt Lake	3	5-1, 3-1, 3-2
July 22-24, 2022	vs. Sacramento	3	10-4, 8-4, 12-3
Aug. 7-9, 2019	vs. Tacoma	3	7-4, 7-3, 9-2
July 19-21, 2019	vs. San Antonio	3	11-3, 9-8, 12-8
June 12-14, 2019	@ Albuquerque	3	12-9, 10-0, 5-4
May 30-June 2, 2019	@ Memphis	4	10-8 (10), 6-2, 8-1, 8-2
July 24-26, 2018	vs. Albuquerque	3	3-1, 5-0, 4-1
April 25-29, 2018	vs. Iowa	5	6-3, 4-2, 4-1, 7-1, 5-3
April 13-16, 2018	vs. New Orleans	4	10-3, 3-2, 8-6 (10), 8-7 (10)
April 10-12, 2018	vs. Round Rock	3	8-7, 9-1, 3-1
June 22-25, 2017	vs. Nashville	4	14-5, 4-2, 4-1, 3-1
June 9-11, 2017	vs. Round Rock	3	12-6, 10-5, 10-7
May 15-17, 2017	vs. Sacramento	3	6-4, 5-2, 3-2
Sept. 2-5, 2016	@ Omaha	4	8-5, 3-0, 8-1, 10-8
Aug. 12-15, 2016	vs. El Paso	4	8-4, 4-2, 13-2, 8-1
July 4-6, 2016	vs. Colorado Springs	3	7-2, 6-5, 3-2
June 30-July 3, 2016	@ Nashville	4	7-3, 9-6, 5-1, 4-1
May 10-13, 2016	@ Round Rock	4	3-1, 9-5, 5-4, 11-7
Aug. 11-14, 2015	@ New Orleans	4	9-0, 5-2, 2-1, 6-4 (10)
June 30-July 3, 2015	@ Memphis	4	2-1, 3-2, 8-4, 3-2
June 11-14, 2015	vs. Nashville	4	3-1, 11-7, 6-4, 4-2
Aug. 24-27, 2014	vs. Albuquerque	4	6-3, 3-0, 13-6, 2-1
Aug. 2-5, 2014	vs. Colorado Springs	4	13-6, 8-1, 5-3, 7-3
April 7-10, 2014	@ New Orleans	4	6-4, 8-1, 3-2, 8-2
Aug. 16-20, 2013	vs. Albuquerque	5	3-2, 5-1, 5-4, 6-2, 6-5
Aug. 3-6, 2013	vs. Colorado Springs	4	24-5, 5-2, 6-2, 6-3
July 30-Aug. 2, 2013	vs. Reno	4	4-2, 4-3, 3-2, 7-6
July 26-29, 2013	vs. Iowa	4	10-6, 5-0, 4-3, 4-3
May 7-10, 2013	vs. Tacoma	4	6-1, 7-6 (10), 3-1, 1-0
April 29-May 2, 2013	vs. Nashville	4	9-8, 4-2, 6-2, 9-1
Aug. 27-30, 2012	vs. Albuquerque	4	6-1, 6-5, 11-0, 3-1
July 16-19, 2012	@ Omaha	4	16-6, 7-6 (10), 10-5, 9-8
June 2-5, 2012	vs. Iowa	4	11-8, 6-5, 6-5, 4-3
May 29-June 1, 2012	vs. Nashville	4	2-0 (5), 7-2, 4-1, 5-3
May 12-15, 2012	vs. Tucson	4	6-5, 6-5, 4-3, 7-4
April 18-20, 2012	@ Nashville	4	7-5, 4-3 (7), 4-2 (7), 2-1
July 22-25, 2011	vs. Memphis	4	5-2, 7-4, 7-0, 8-2
July 4-6, 2011	vs. Iowa	3	3-2, 7-6, 3-2
May 2-5, 2011	vs. Nashville	4	2-1, 12-4, 4-3 (10), 4-3
July 27-30, 2010	vs. Round Rock	4	5-3, 4-2, 8-1, 4-1
June 15-17, 2010	vs. New Orleans	4	7-6 (10), 4-1 (7), 7-0 (7), 8-5
Aug. 14-17, 2009	vs. Salt Lake	4	5-0, 4-3, 7-6, 2-1 (11)
July 20-23, 2009	@ New Orleans	4	3-1, 9-6, 5-1, 7-6 (12)
June 23-26, 2009	vs. Round Rock	4	2-1, 3-2, 3-1, 2-1
May 12-15, 2009	vs. Portland	4	2-1, 5-1, 7-2, 3-2
July 7-10, 2008	vs. Albuquerque	4	4-3 (13), 4-0, 3-1 (8), 3-2
June 9-12, 2008	vs. Nashville	4	5-2, 4-3, 8-6, 8-3
May 19-22, 2008	vs. New Orleans	3	12-3, 8-2, 6-2
April 7-10, 2008	vs. Nashville	4	6-1, 7-5, 2-1 (6), 11-4
June 27-29, 2007	@ Iowa	3	11-5, 10-5, 11-3
June 2-5, 2007	vs. Colorado Springs	4	6-1, 16-2, 5-4 (11), 5-4

cont. on next page

ADDITIONAL CLUB MARKS**SERIES WINS BY SWEEP, CONT.:**

Date	Opponent	Games	Scores
Aug. 2-5, 2006	vs. Las Vegas	4	7-6 (11), 2-0, 2-0, 5-0
July 17-20, 2006	@ Iowa	4	3-1, 5-4, 7-4, 6-2
June 8-11, 2006	@ Omaha	4	5-3, 8-7, 1-0 (10), 4-2
May 30-June 2, 2006	vs. Albuquerque	4	3-2, 3-2 (11), 6-4, 4-1
April 6-9, 2006	vs. Memphis	4	5-4 (13), 9-5, 7-2, 7-6
Aug. 8-11, 2005	vs. Tacoma	4	9-8, 14-7, 9-1, 12-10
Aug. 4-6, 2005	vs. Portland	3	17-8, 5-2, 7-2
May 31-June 3, 2005	@ Iowa	4	9-2, 6-1, 5-3, 8-3
May 23-25, 2005	vs. Colorado Springs	4	11-1, 5-3, 3-1 (7), 6-4 (7) (played in OKC & Tulsa)
April 15-18, 2005	vs. Memphis	4	5-4 (11), 6-2, 7-3, 6-2s
Aug. 21-24, 2004	@ Nashville	4	4-2, 6-5, 10-7, 1-0
May 20-23, 2004	vs. Salt Lake	4	4-3 (12), 4-3, 7-5, 12-2
Aug. 15-18, 2003	vs. Fresno	4	9-0, 1-0, 2-1, 6-2
July 17-20, 2003	@ New Orleans	4	7-6, 2-0, 10-5, 6-2
June 30-July 3, 2003	vs. Memphis	4	4-3 (10), 8-4, 7-6, 5-4
May 2-5, 2003	@ Omaha	4	8-5, 3-0, 8-5 (7), 4-2 (7)
May 24-27, 2002	vs. Sacramento	4	4-3 (11), 9-7, 2-1, 4-2
April 26-29, 2001	vs. Iowa	4	5-2, 2-1, 5-4, 4-3 (10)
July 22-25, 2000	vs. Colorado Springs	4	5-4, 4-2, 6-4, 7-3
May 6-9, 2000	vs. Omaha	4	9-5, 12-10, 5-2, 3-2
Aug. 30-Sept. 2, 1999	vs. New Orleans	4	7-3, 6-5 (10), 9-8, 5-4 (17)
Aug. 21-24, 1999	vs. Nashville	4	10-9, 9-1, 11-8, 3-2
Aug. 17-20, 1999	vs. Las Vegas	4	5-2, 5-4 (10), 4-2, 3-2
April 28-30, 1999	vs. New Orleans	4	3-0, 7-5 (7), 7-5 (7), 8-4
Aug. 11-14, 1998	@ Calgary	4	8-7, 16-4, 12-5, 7-6
Aug. 7-9, 1998	vs. Colorado Springs	4	4-1 (7), 4-0 (7), 10-8 (10), 8-6
June 22-25, 1998	@ New Orleans	4	10-1, 8-5, 7-6, 10-9
May 9-12, 1998	vs. Salt Lake	4	7-6, 9-2, 9-2, 1-0
April 25-28, 1998	vs. Nashville	3	14-0, 5-1 (7), 14-4 (7)



Buck Britton hit a two-run walk-off home run in the 19th inning against Iowa Sept. 1, 2015 to end the longest game in Chickasaw Bricktown Ballpark history and give OKC a 6-4 win. The game lasted 5 hours, 44 minutes and was the first game of a doubleheader.

ADDITIONAL CLUB MARKS

SERIES LOSSES BY SWEEP:

Date	vs./@ opponent	Games	Scores
Aug. 23-25, 2019	@ San Antonio	3	4-2, 15-3, 4-0
Aug. 19-21, 2019	vs. Nashville	3	11-5, 13-8 (7), 7-2 (series finale canceled due to rain)
May 1-2, 2019	vs. Round Rock	3	12-5 (7), 9-3 (7), 10-4 (10)
June 26-28, 2018	vs. Nashville	4	5-4, 5-4 (7), 1-0 (7), 10-9
May 12-14, 2018	@ Colorado Springs	3	2-1, 4-3, 8-5
May 31-June 3, 2016	vs. Iowa	3	6-11, 4-5, 5-7
May 23-26, 2016	@ Fresno	4	7-8, 3-14, 1-8, 4-5
July 4-6, 2015	vs. Omaha	3	4-7, 2-8, 7-10
June 2-5, 2015	vs. Sacramento	4	2-3, 3-7, 4-5, 2-7 (12)
Aug. 29-Sept. 1, 2014	@ Iowa	4	4-5 (11), 0-3, 8-11, 1-11
June 21-24, 2014	@ Tacoma	4	3-4 (11), 3-4 (10), 8-9 (10), 0-2
Aug. 10-13, 2012	vs. Sacramento	4	0-3, 3-5, 1-3, 5-8
Aug. 5-8, 2012	@ Salt Lake	4	4-6, 3-4 (10), 3-10, 7-8 (10)
July 20-23, 2012	@ Memphis	4	1-8, 2-6, 7-24, 8-9
May 4-7, 2012	@ Omaha	4	2-4, 9-10 (10), 7-10, 4-8
July 30-Aug. 2, 2011	vs. Omaha	4	4-5, 3-12, 0-2, 2-13
June 30-July 3, 2011	@ Memphis	4	1-3, 2-5, 1-5, 1-2
June 4-7, 2011	vs. Memphis	4	4-8, 2-3, 2-14, 1-2 (12)
April 19-22, 2011	vs. Round Rock	4	2-6, 3-5, 3-6, 1-2
July 24-26, 2010	at Memphis	4	1-2, 2-4 (7), 6-7, 2-5
May 15-18, 2010	vs. Fresno	4	0-2, 2-3 (7), 0-1 (7), 1-4
Aug. 27-30, 2009	@ Iowa	5	1-2 (7), 1-2 (7), 2-4, 4-7, 0-2
Aug. 18-21, 2009	vs. Colorado Springs	4	0-5, 3-13, 3-6, 1-4
Aug. 8-11, 2008	@ Albuquerque	4	4-5, 2-8, 5-13, 7-13
Aug. 27-30, 2007	vs. New Orleans	4	3-8, 4-6, 2-8, 4-6
Aug. 10-13, 2007	vs. Iowa	4	4-8, 1-12, 4-7, 2-10
May 21-24, 2007	@ Omaha	4	1-8, 3-8, 2-3 (8), 6-10 (7)
Aug. 19-22, 2006	@ Iowa	4	3-12, 1-5, 3-7, 3-5
June 30-July 3, 2006	@ New Orleans	4	1-2, 4-7, 1-6, 4-10
May 1-4, 2006	@ Round Rock	4	6-7, 4-7, 0-1, 3-5 (6)
April 14-17, 2006	@ Nashville	4	1-11, 6-11, 2-5, 7-8
July 14-17, 2005	vs. Round Rock	4	2-9, 7-8 (11), 3-5, 4-8
June 21-24, 2005	@ Iowa	4	4-5, 6-13, 2-14, 1-2
June 17-20, 2005	vs. New Orleans	4	5-7, 13-14, 4-7, 5-7
May 10-13, 2005	@ Sacramento	4	3-9, 6-9, 2-6, 5-8
June 10-13, 2004	vs. Iowa	4	2-3, 0-7, 6-10, 1-2
July 7-9, 2003	@ Memphis	3	1-2, 3-4, 0-6
July 4-6, 2003	@ Nashville	3	3-4, 4-11, 1-7
May 27-30, 2003	vs. Sacramento	4	4-9, 3-4, 5-6, 5-7
April 28-May 1, 2003	vs. Las Vegas	4	2-5, 5-7, 1-4, 6-11
July 12-15, 2001	vs. Nashville	4	4-13, 3-6, 4-5, 4-10
June 18-21, 2001	@ Portland	4	4-5, 5-7, 1-2 (10), 1-9
June 14-17, 2001	@ Tacoma	4	4-6, 3-4, 1-2 (10), 0-7
July 30-Aug. 2, 2000	vs. Calgary	4	1-6, 3-4 (12), 1-4, 3-9
July 4-6, 2000	vs. Nashville	3	0-3, 3-5, 1-9
June 13-16, 2000	@ Albuquerque	4	8-15, 7-8, 2-3, 3-13
June 9-12, 2000	@ Salt Lake	4	4-12, 4-7, 8-9, 6-18
May 23-26, 2000	@ Memphis	4	8-14, 4-5, 0-1 (15), 5-9
June 26-29, 1999	@ Tacoma	4	2-3, 3-5, 3-4, 2-5
June 12-15, 1999	@ Nashville	4	5-10, 5-6 (7), 2-4 (7), 3-6
Aug. 27-30, 1998	vs. Calgary	4	5-9, 7-9 (10), 5-6, 0-2
July 4-6, 1998	@ Iowa	4	4-5 (15), 6-7 (7), 1-2 (7), 6-11



Nelson Cruz received the PCL Most Valuable Player award in 2005

ADDITIONAL CLUB MARKS

TRIPLE-A ALL-STAR GAME SELECTIONS:

2019	Kevin Quackenbush	Pitcher
	Will Smith	Catcher
2018	Manny Bañuelos	Pitcher
	Rocky Gale	Catcher
	Pat Venditte	Pitcher
	Alex Verdugo	Outfielder
2017	Willie Calhoun	Infielder
	Wilmer Font	Pitcher
	Alex Verdugo	Outfielder
	Madison Younginer	Pitcher
2016	Rob Segedin	Infielder
2015	Austin Barnes	Catcher
	Ryan Buchter	Pitcher
	Corey Seager	Infielder
	Franklin Stubbs	Coach
	Darnell Sweeney	Infielder
2014	Gregorio Petit	Infielder
	Max Stassi	Catcher
	Nick Tropeano	Pitcher
2013	Jarred Cosart	Pitcher
	Jason Stoffel	Pitcher
2012	Mike Hessman	Infielder
	Jimmy Paredes	Infielder
	Landon Powell	Catcher
2011	J.B. Shuck	Outfielder
	David Carpenter	Pitcher
2010	Chris Davis	Infielder
	Michael Kirkman	Pitcher
	Pedro Strop	Pitcher
2009	Esteban German*	Infielder
2008	Nelson Cruz	Outfielder
2007	Mike Wood	Pitcher
2006	Edinson Volquez	Pitcher
2005	Gerald Laird	Catcher
	Ian Kinsler	Infielder
	Esteban German	Shortstop
	Bobby Jones	Coach
2004	Pete Zoccolillo	Outfielder
2003	Jason Jones	Outfielder
2002	Hank Blalock	Infielder
	Aaron Myette	Pitcher
2001	Craig Monroe	Outfielder
2000	Ruben Sierra	Outfielder
	Pedro Valdes	Outfielder
1999	Scott Sheldon	Shortstop
	Mike Hubbard	Catcher
	Chuck Smith	Pitcher
	Greg Biagini	Manager
1998	Warren Newson	Outfielder
	Tom Brown	Pitching Coach

*All-Star Game MVP

Prior to rejoining the PCL in 1998

1997	Hanley Frias
	Bubba Smith
1996	Lee Stevens
1995	John Marzano
1994	Rob Ducey
1993	Rob Ducey
1992	Monty Farris
1991	Monty Farris
	Rob Maurer
1990	Juan Gonzalez
1989	Scott Coolbaugh
1988	Tom O'Malley

Gavin Lux was named Baseball America Minor League Player of the Year in 2019.

PCL POSTSEASON ALL-STAR SELECTIONS:

2018	Manny Bañuelos	Pitcher
	Alex Verdugo	Outfielder
2017	Wilmer Font	Pitcher
2016	Rob Segedin	Infielder
2015	Austin Barnes	Catcher
2010	Michael Kirkman	Pitcher
2009	Esteban German	Third Baseman
2008	Nelson Cruz	Outfielder, MVP
2004	Chad Allen	Outfielder
1999	Scott Sheldon	Shortstop
	Matt Perisho	Pitcher
	Greg Biagini	Manager
1998	Scott Sheldon	Shortstop

OTHER PCL AWARDS:

Award	Winner (stat)	Season
Most Valuable Player	Nelson Cruz	2005
Pitcher of the Year	Wilmer Font	2017
	Michael Kirkman	2010
Manager of the Year	Damon Berryhill	2015
	Greg Biagini	1999
Executive of the Year	John Allgood	2005
Home Run Champion	Mike Hessman (35)	2012
ERA Champion	Aaron Wilkerson (3.86)	2021
	Nick Tropeano (3.03)	2014
Highest Pitcher	Michael Kirkman (.813)	2010
Winning Percentage		

BASEBALL AMERICA MINOR LEAGUE PLAYER OF THE YEAR:

2019	Gavin Lux	Infielder
------	-----------	-----------

BASEBALL AMERICA TRIPLE-A PLAYER OF THE YEAR:

2022	Miguel Vargas	Infielder
------	---------------	-----------

BASEBALL AMERICA TRIPLE-A ALL-STARS:

2022	Miguel Vargas	Infielder
2022	Ryan Pepiot	Starting Pitcher



OKLAHOMA CITY PCL DIVISION TITLES:

2018	American Northern	2008	American Southern
2016	American Northern	2005	American Southern
2015	American Northern	2004	American Eastern
2013	American Southern	2002	American Eastern
2010	American Southern	1999	American Eastern

OKLAHOMA CITY PCL CONFERENCE TITLES:

2016	American
2008	American
1999	American

ADDITIONAL CLUB MARKS BY SEASON

OVERALL RECORD:

Season	Record	Games
2022	84-66	150
2021	67-62	129
2020	N/A	
2019	62-77	139
2018	75-65	140
2017	72-69	141
2016	81-60	141
2015	86-58*^	144
2014	74-70	144
2013	82-62*	144
2012	78-65	143
2011	68-75	143
2010	73-70	143
2009	69-75	144
2008	76-68	144
2007	71-72	143
2006	74-70	144
2005	80-63*	143
2004	81-63	144
2003	70-72	142
2002	75-69	144
2001	74-69	143
2000	69-74	143
1999	83-59	142
1998	74-70	144

HOME RECORD:

Season	Record
2022	45-30
2021	30-34
2020	N/A
2019	30-39
2018	41-29*(tie W's)
2017	37-33
2016	39-32
2015	42-29
2014	38-34
2013	47-26*
2012	45-26
2011	36-36
2010	40-32
2009	41-31
2008	40-32
2007	34-38
2006	45-27
2005	43-28
2004	41-31
2003	34-36
2002	42-30
2001	43-29
2000	45-27
1999	52-19*^
1998	40-32

ROAD RECORD:

Season	Record
2022	39-36
2021	37-28
2020	N/A
2019	32-38
2018	34-36
2017	35-36
2016	42-28
2015	44-29*^
2014	36-36
2013	35-36
2012	33-39
2011	32-39
2010	33-38
2009	28-44
2008	36-36
2007	37-34
2006	29-43
2005	37-35
2004	40-32*
2003	36-36
2002	33-39
2001	31-40
2000	24-47
1999	31-40
1998	34-38

TEAM BATTING AVERAGE:

Season	Average
2022	.273
2021	.260
2020	N/A
2019	.262
2018	.277
2017	.262
2016	.265
2015	.257~
2014	.283
2013	.271
2012	.282
2011	.260~
2010	.271
2009	.258
2008	.272
2007	.278
2006	.261
2005	.296*^
2004	.296^
2003	.258
2002	.275
2001	.267
2000	.270
1999	.282
1998	.280

TOTAL TEAM HITS:

Season	Total Hits
2022	1,385
2021	1,150
2020	N/A
2019	1,215
2018	1,305
2017	1,234
2016	1,257
2015	1,240
2014	1,388
2013	1,289
2012	1,379
2011	1,242~
2010	1,300
2009	1,251
2008	1,323
2007	1,361
2006	1,232
2005	1,490*
2004	1,503*^
2003	1,230
2002	1,387
2001	1,291
2000	1,289
1999	1,306
1998	1,402

TOTAL TEAM RUNS:

Season	Total Runs
2022	949^
2021	763
2020	N/A
2019	786
2018	653
2017	675
2016	680
2015	659
2014	722
2013	677
2012	764
2011	619~
2010	727
2009	613
2008	738
2007	738
2006	579
2005	893*
2004	844
2003	646
2002	754
2001	690
2000	735
1999	787
1998	773

*led league

~last in league

^club record

Of note: 2020 Minor League Baseball season canceled due to COVID-19 pandemic

ADDITIONAL CLUB MARKS BY SEASON

TOTAL TEAM HOME RUNS:

Season	Home Runs
2022	201
2021	181
2020	N/A
2019	203 [^]
2018	121
2017	147
2016	126
2015	136
2014	114
2013	105
2012	147
2011	88~
2010	132
2009	77~
2008	162
2007	139
2006	96~(tie)
2005	171
2004	143
2003	116
2002	140
2001	143
2000	124
1999	151
1998	137

TOTAL TEAM TRIPLES:

Season	Triples
2022	45
2021	23~
2020	N/A
2019	29
2018	25
2017	29
2016	46
2015	31
2014	31
2013	39
2012	22
2011	38
2010	35
2009	40
2008	60 [^] *
2007	29
2006	35
2005	47
2004	38
2003	41
2002	32
2001	36
2000	40
1999	27
1998	35

TOTAL TEAM DOUBLES:

Season	Doubles
2022	278
2021	253
2020	N/A
2019	267
2018	274
2017	256
2016	245
2015	263
2014	250
2013	234
2012	264
2011	237~
2010	256
2009	206~
2008	244
2007	282
2006	226
2005	297
2004	320 [^]
2003	244
2002	289
2001	255
2000	249
1999	286
1998	302

TOTAL TEAM WALKS:

Season	Walks
2022	731 [^] *
2021	519
2020	N/A
2019	573
2018	369~
2017	469
2016	494
2015	418
2014	527
2013	530
2012	456
2011	540
2010	542
2009	545
2008	553
2007	524
2006	415~
2005	552
2004	513
2003	503
2002	551
2001	511
2000	570
1999	469
1998	506

TOTAL TEAM STRIKEOUTS (HITTING):

Season	Strikeouts
2022	1,379 [^]
2021	1,188
2020	N/A
2019	1,266
2018	1,103
2017	1,065
2016	1,208
2015	966
2014	1,037
2013	985
2012	1,081
2011	1,016
2010	1,011
2009	1,054
2008	1,044
2007	1,066
2006	901
2005	1,037
2004	988
2003	852
2002	1,032
2001	973
2000	909
1999	970
1998	1,077

TOTAL TEAM STOLEN BASES:

Season	SB's
2022	109
2021	62
2020	N/A
2019	43~
2018	62
2017	78
2016	122
2015	101
2014	127
2013	172 [^] *
2012	119
2011	143
2010	112
2009	137
2008	97
2007	112
2006	131
2005	144
2004	105
2003	141
2002	84
2001	69
2000	73
1999	84
1998	62

*led league
 ~last in league
 ^club record
 Of note: 2020
 Minor League
 Baseball season
 canceled due
 to COVID-19
 pandemic



The 2019 OKC Dodgers team hit a team record 203 home runs, paced by Edwin Rios, who hit 31 homers in 104 games.

ADDITIONAL CLUB MARKS BY SEASON

TEAM ERA:		TOTAL TEAM RUNS ALLOWED:		TOTAL TEAM HITS ALLOWED:	
Season	ERA	Season	Runs	Season	Hits
2022	4.87	2022	793	2022	1,245#
2021	5.01	2021	704	2021	1,189
2020	N/A	2020	N/A	2020	N/A
2019	5.83	2019	856	2019	1,329
2018	3.92	2018	598	2018	1,209
2017	4.24	2017	638	2017	1,229
2016	3.72^	2016	583^	2016	1,190^
2015	3.93	2015	608	2015	1,280
2014	4.19	2014	658	2014	1,275
2013	4.21	2013	645	2013	1,219
2012	4.89	2012	758	2012	1,441
2011	4.63	2011	717	2011	1,402
2010	4.03	2010	653	2010	1,289
2009	4.35	2009	684	2009	1,360
2008	4.46	2008	709	2008	1,382
2007	4.78	2007	724	2007	1,264
2006	3.89	2006	633	2006	1,227
2005	4.81	2005	748	2005	1,407
2004	4.57	2004	724	2004	1,394
2003	4.21	2003	643	2003	1,328
2002	4.71	2002	764	2002	1,375
2001	4.28	2001	677	2001	1,259
2000	4.79	2000	756	2000	1,310
1999	4.65	1999	696	1999	1,349
1998	4.45	1998	721	1998	1,351

TOTAL TEAM HOME RUNS ALLOWED:		TOTAL TEAM WALKS ALLOWED:		TOTAL TEAM STRIKEOUTS (PITCHING):	
Season	Home Runs	Season	Walks	Season	Strikeouts
2022	165	2022	700**(tie)^^	2022	1,439^
2021	157	2021	465	2021	1,267
2020	N/A	2020	N/A	2020	N/A
2019	200	2019	573	2019	1,287*
2018	104#(tie)	2018	456	2018	1,144
2017	115	2017	440	2017	1,277*&
2016	108	2016	372#^	2016	1,245*&
2015	89*^	2015	408	2015	1,114
2014	106	2014	454	2014	1,089
2013	105	2013	530	2013	1,036
2012	144	2012	457	2012	974
2011	135	2011	506	2011	984
2010	107#	2010	464	2010	1,070
2009	91#	2009	446	2009	915
2008	152	2008	403	2008	947
2007	134	2007	505	2007	981
2006	111	2006	506	2006	1,057
2005	132	2005	489	2005	950
2004	153	2004	448	2004	878
2003	100	2003	418	2003	838
2002	119	2002	494	2002	1,062
2001	133	2001	495	2001	1,107
2000	113#	2000	591	2000	912
1999	131	1999	456	1999	900
1998	138	1998	419	1998	938

*led league

**most in league

#fewest in league

^club record

^^club record for most allowed

&league record

Of note: 2020 Minor League Baseball season canceled due to COVID-19 pandemic

ADDITIONAL CLUB MARKS BY SEASON

RUN DIFFERENTIAL BY SEASON:

Season	Run Differential:
2022	+156*
2021	+59
2020	N/A
2019	-70
2018	+55
2017	+37
2016	+97
2015	+51
2014	+64
2013	+32
2012	+6
2011	-98
2010	+74
2009	-71
2008	+29
2007	+14
2006	-54
2005	+145*
2004	+120*
2003	+3
2002	-10
2001	+13
2000	-21
1999	+91
1998	+52

TOTAL TEAM DEFENSE:

Season	PCT.
2022	.976~(tie)
2021	.976
2020	N/A
2019	.974~(tie)
2018	.981
2017	.982^
2016	.978
2015	.981
2014	.980
2013	.981*(tie)
2012	.978
2011	.976
2010	.977
2009	.980
2008	.977
2007	.981
2006	.977
2005	.977
2004	.976
2003	.977
2002	.976
2001	.977
2000	.970
1999	.978*
1998	.976

DOUBLEHEADERS:

Season	Doubleheader Record
2022	2-6
2021	1-1
2020	N/A
2019	4-8
2018	10-7* (tie for league lead in number of DH's)
2017	3-6
2016	8-4
2015	8-6
2014	1-1
2013	9-9* (led league in number of DH's)
2012	3-1
2011	3-3
2010	6-9
2009	4-8
2008	3-5
2007	5-5
2006	5-1
2005	2-0
2004	3-3
2003	3-5
2002	1-3
2001	3-1
2000	9-7
1999	6-6
1998	7-7

EXTRA INNINGS:

Season	Record in Extra Innings
2022	4-6
2021	2-5
2020	N/A
2019	3-3
2018	10-6
2017	5-6
2016	5-9
2015	7-4
2014	3-6
2013	8-3* (win percentage led league)
2012	5-7
2011	5-6
2010	6-6
2009	13-4
2008	10-4
2007	3-3
2006	7-1
2005	5-6
2004	3-4
2003	7-6
2002	8-10* (led league in number of EI games)
2001	8-6
2000	2-6
1999	5-5
1998	12-7* (led league in number of EI games)

*led league

^club record

~last in league

Of note: 2020 Minor League Baseball season canceled due to COVID-19 pandemic

OFFENSE (INDIVIDUAL)

- Hit For The Cycle James Outman, 8/30/22 @ RR (4x4, 5 RBI, 3 R)
Opponent Curtis Terry, RR, 6/18/21 @ RR (4x5, 2 RBI, 3 R)
- Five-Hit Game James Outman, 8/26/22 vs. ELP (5x5, hit for cycle + walk-off HR, 2 3B, 6 RBI)
Opponent Christian Villanueva, ELP, 5/19/17 @ ELP (5x5, 2B, HR, 3 RBI, 5 R)
- Six-Hit Game Corey Seager, 5/28/15 @ SL (6x6, 2 2B, HR, 6 RBI, 2 R)
Opponent Alex Presley, FRE, 6/1/15 @ OKC (6x7, 3 2B, HR, 5 RBI, 3 R)
- Five-Run Game Lukealey, 5/30/21 @ ELP (3x4, 3 HR, 9 RBI)
Opponent Christian Villanueva, ELP, 5/19/17 @ ELP (5x5, 2B, HR, 3 RBI)
- Six-Run Game Danny Ardoin, 6/22/04 @ ABQ (4x5, 2B, RBI, HBP, BB)
- Six or more RBI Game.....(6) James Outman, 8/26/22 vs. ELP (5x5, hit for cycle + walk-off 3-run HR, 2 3B)
.....(7) Ryan Noda vs. LV (3x4, 3B, 2-run HR, 3-run HR, 3 R)
.....(9) Lukealey, 5/30/21 @ ELP (3x4, 3-run HR, grand slam, 2-run HR, 5 R)
Opponent(6) Robinson Cano, ELP, 7/2/22 @ ELP (4x5, HR, 3-run HR, 4 R)
.....(8) Willie Calhoun, RR, 9/3/17 @ RR (3x5, 2 HR - grand slam, 2 R)
- Two-Homer Game Jason Martin, 8/5/22 @ SL (4x5, 4 RBI, 4 R)
Opponent Davis Wendzel, RR, 8/12/22 @ RR (2x4, 4 RBI, 2 R)
- Three-Homer Game Keibert Ruiz, 7/23/21 vs. SUG (4x4, 2B, 5 RBI, BB, 4 R)
Opponent Jack Mayfield, RR, 8/16/19 @ RR (3x5, 6 RBI, 3 R)
- Back-To-Back HR..... Ryan Noda & Drew Avans, 9/18/22 @ ABQ (off Brandon Gold)
Opponent Kyle Martin & Luis Campusano, ELP, 8/24/22 @ OKC (off Marshall Kasowski)
- Back-to-Back-to-Back HR Joc Pederson, Scott Van Slyke, Willie Calhoun, 6/9/17 vs. RR (off Tyson Ross)
Opponent A.J. Reed, J.D. Davis & Derek Fisher, FRE, 6/10/18 @ FRE (off Guillermo Moscoso)
- Grand Slam Jake Amaya, 9/11/22 vs. TAC (off Darren McCaughan)
Opponent Wynton Bernard, ABQ, 9/16/22 @ ABQ (off Marshall Kasowski)
- Inside-The-Park HR Jason Martin, 7/23/22 vs. SAC (off Kervin Castro)
Opponent Corey Lee, SUG, 8/16/22 @ SUG (off Justin Hagenman)
- Leadoff Homer Chris Taylor, 8/3/22 @ SL (off Adam Seminaris)
Opponent Dominic Fletcher, RNO, 5/29/22 @ OKC (off Sam Gaviglio)
- Pinch-Hit HR Keibert Ruiz (7th inn.) & Omar Estévez (8th inn.), 6/15/21 vs. ELP
Opponent Yariel Gonzalez, MEM, 6/21/19 @ OKC (off Shea Spitzbarth)
- Walk-Off Homer James Outman, 8/26/22 vs. ELP (off Brandon Kintzler)
Opponent Davis Wendzel, RR, 9/2/22 @ RR (off Justin Bruhl)
- Homered in Two Straight Games James Outman, 9/25/22 @ ELP & 9/26/22 vs. SL
- Homered in Three Straight Games Jason Martin, 8/28/22 vs. ELP & 8/30/22 & 8/31/22 @ RR
- Homered in Five Straight Games Austin Barnes, 8/2/19 - 8/5/19 @ LV & 8/7/19 vs. TAC
- Pitcher Homered Daniel Corcino, 4/22/19 vs. IOW (off Duane Underwood Jr.)
Opponent Tyson Miller, IOW, 8/26/19 @ OKC (off Mitch White)
- Three or More Doubles(3) Miguel Vargas, 8/19/22 @ SUG (3x4)
Opponent (3) Zach Borenstein, LV, 6/18/18 @ OKC (4x5, HR, 3 RBI, 3 R)
- Two or More Triples (2) James Outman, 8/26/22 vs. ELP (5x5, cycle, 6 RBI, R)
Opponent (2) Brian Serven, ABQ, 8/6/21 @ ABQ (2x3, R)
- Four or More Extra-Base Hits (4) James Outman, 8/26/22 vs. ELP (5x5, cycle, 6 RBI, R)
Opponent (4) Zach Borenstein, LV, 6/18/18 @ OKC (4x5, 3 2B, HR, 3 RBI, 3 R)
- Three or More Stolen Bases (3) Tim Locastro, 8/15/17 @ OMA (3x4)
Opponent (4) Magneuris Sierra, NO, 8/30/19 @ OKC (2x3, RBI, R)
..... (3) Esteury Ruiz, ELP, 6/29/22 @ ELP (2x6, 2 R)

!Outman hit OKC's first cycle since 2011 just four days prior — 8/26/22 vs. ELP (5x5, 6 RBI, R, including walk-off 3-run HR in ninth). Outman became the first player in the Minors with multiple cycles in one season since Las Vegas' Jarrett Hoffpauir in 2010 (2).



OFFENSE (INDIVIDUAL), CONT.

- 12 or More Total Bases..... (13) James Outman, 8/26/22 vs. ELP (5x5, cycle, 6 RBI, R)
Opponent (12) Jack Mayfield, RR, 8/16/19 @ RR (3x5, 3 HR, 6 RBI, 3 R)
- Nine or More At-Bats..... (9) Buck Britton, 9/1/15 (G1) (19) vs. IOW (2x9, HR, 2 RBI, R)
Opponent (9) Taylor Davis, Iowa, 9/1/15 (G1) (19) @ OKC (3x9, 2 2B, RBI, R)
- Four or More Walks..... (4) Edwin Rios, 7/30/19 @ SL (1x1, HR, 3 RBI, 4 R)
Opponent (4) Josh Smith, RR, 5/11/22 @ RR (0x1)
- Five or More Strikeouts..... (5) Stefen Romero, 5/15/22 @ RR (0x5)
Opponent (5) Corey Ray, SA, 4/6/19 @ OKC (0x5)
- Hit in at Least 15 Consecutive Games..... (16) Gavin Lux, 6/27/19 - 7/19/19
- Hit in at Least 20 Consecutive Games..... (20) Alex Verdugo, 6/8/17 - 6/30/17
- Hit in at Least 25 Consecutive Games..... (30) Anderson Hernandez, 8/2/11 - 9/2/11
- Reached Base in at Least 25 Consecutive Games..... (27) O’Koyea Dickson, 7/25/16 - 8/22/16
- Reached Base in at Least 30 Consecutive Games..... (31) DJ Peters, 6/27/19 - 8/1/19
- Reached Base in at Least 35 Consecutive Games..... (37) Gavin Lux, 6/27/19 - 8/15/19
- Reached Base in at Least 40 Consecutive Games..... (41) Alex Verdugo, 6/4/17 - 7/25/17
- Reached Base in at Least 45 Consecutive Games..... (45) Joe Sclafani, 7/4/14 - 9/1/14
- Reached Base in at Least 50 Consecutive Games..... (50) Drew Avans, 6/11/22 - 8/14/22
- Hit By Pitch Three or More Times in a Game (3) Tim Locastro, 5/25/18 @ NAS%

OFFENSE (TEAM)

- Won by 10-11 Runs (11) 7/12/22 @ TAC (15-4 W)
- Won by 12-14 Runs (13) 9/25/22 @ ELP (16-3 W)
- Won by 15 Runs (15) 9/20/22 @ ELP (16-1 W)
- Won by 16-18 Runs (17) 8/14/22 vs. RR (20-3 W)
- Won by 19 or more Runs..... (19) 5/12/22 @ RR (19-0 W)
- Lost by 10-11 Runs (11) 8/11/22 vs. RR (12-1 L)
- Lost by 12-14 Runs (13) 7/2-3/22 (susp. game) @ ELP (18-5 L)
- Lost by 15 or More Runs..... (17) 8/19/22 G2 (7) @ SUG (21-4 L)#
- Hit Five or More Homers in a Game..... (5) 9/25/22 @ ELP (18-11 W)
..... (6) 8/28/22 vs. ELP (13-4 W)
..... (7) 5/30/21 @ ELP (20-9 W)
Opponent (8) 7/18/19 @ IOW (18-5 W)*
..... (5) SUG 8/20/21 @ SUG (SUG 12, OKC 7)
- Homered in 16 Consecutive Games 7/5/19 (G2) - 7/24/19
- Homered in 17 Consecutive Games 5/11/99 - 5/27/99*
- Had at least Five Consecutive Games without a Home Run..... (6) 9/4/22 - 9/10/22
- Scored 11 or More Runs in an Inning..... (11) Third Inning, 8/21/21 @ SUG (12-11 L)
Opponent (12) Fifth Inning, 4/16/09 @ NAS (17-3 W)
..... (17) Sixth Inning, 8/19/22 @ SUG G2 (7) (SUG 21, OKC 4)*%
- Scored 20 or More Runs in a Game (20) 9/11/22 vs. TAC (20-5 W)
Opponent (21) 8/19/22 @ SUG G2 (7) (21-4 L)

%PCL Single-Game Record
#Tied Team Record
*Team Record

OFFENSE (TEAM), CONT.

- Compiled 15-16 Hits in a Game(16) 9/20/22 @ ELP (16-1 W)
- Compiled 17-18 Hits in a Game(18) 9/25/22 @ ELP (16-3 W)
- Compiled 19 Hits in a Game (19) 5/12/22 @ RR (19-0 W)
- Compiled 20 or More Hits in a Game.....(20) 7/12/22 @ TAC (15-4 W)
- Had 15-17 Strikeouts..... (17) 8/27/22 vs. ELP (9-8 W)
- Had 18 Strikeouts (18) 5/15/22 @ RR (14-13 L)
- Had 19 or More Strikeouts(19) 5/22/19 @ NO (9-1 L)

PITCHING (INDIVIDUAL)

- No-Hitter Nine Innings: Luis Mendoza, 8/14/09 vs. SL (6 BB, 6 K, 127/76, 33 BF, 5-0 W)
 Seven Innings: Dustin Nippert, 6/29/08 (G1) @ OMA (2 BB, 5 K, 86/51, 24 BF, 2-0 W)
 Opponent Nine Innings (combined): Jhoulys Chacin, Joel Peralta, Juan Rincon,
 Randy Flores, COS, 8/18/09 @ OKC (3 BB, 9 K, 28 BF (COS 5, OKC 0))
 Nine Innings: Brett Tomko, TAC, 7/3/01 @ OKC (BB, 6 K, 102/69, 28 BF (TAC 7, OKC 0))
 Seven Innings: None
- One-hitter Asher Wojciechowski, 7/8/13 (9) @ RR (BB, 5 K, 97/66, 27 BF, 5-0 W)
- Two-hitter Bobby Miller, 9/1/22 (6 - rain) @ RR (14 K, BB, 2 R 100/69, 21 BF, 2-0 L)
 Opponent Casey Kelly, IOW, 6/7/17 (7) (G2) @ IOW (3 BB, 4 K, 85/51, 25 BF (IOW 4, OKC 0))
- Complete Game (Six Inn.) Bobby Miller, 9/1/22 (6 - rain) @ RR (14 K, BB, 2 R 100/69, 21 BF, 2-0 L)
 Opponent Carson LaRue, RR, 7/5/19 (G2) @ OKC (5 H, 4 R, BB, 5 K, 94/65 (OKC 4, OMA 3))
- Complete Game (Seven Inn.) Lisalverto Bonilla, 8/27/16 (G2) vs. COS (5 H, R, 2 BB, 7 K, 101/70, 5-1 W)
 Opponent Nick Martinez, RR, 8/13/17 (G1) @ OKC (5 H, BB, K, 81/53 (RR 1, OKC 0))
- Complete Game (Eight Inn.) ... Asher Wojciechowski, 6/21/13 @ NEW (3 R, 6 H, 7 K, 103/76 (NEW 3, OKC 2))
 Opponent Jesse Scholtens, ELP, 9/29/21 @ OKC (2 R, 4 H, 7 K, 97/65 (OKC 2, ELP 1))
- Complete Game (Nine Inn.) Yefry Ramirez, 5/12/22 @ RR (0 R, 3 H, 8 K, 107/77, 19-0 W)
 Opponent Arnaldo Hernandez, OMA, 8/15/18 @ OMA (5 H, R, 6 K, 97/80 (OMA 3, OKC 1))
- Recorded 10 Strikeouts Michael Grove, 8/17/22 @ SUG
 Opponent Corbin Martin, RNO, 5/27/22 @ OKC
- Recorded 11 Strikeouts Dennis Santana, 5/19/18 vs. NAS
 Opponent Matt Koch, RNO, 8/11/19 @ OKC
- Recorded 12 Or More Strikeouts (14) Bobby Miller, 9/1/22 @ RR
 Opponent (12) Elieser Hernandez, NO, 5/22/19 @ NO
- Allowed 10 Runs..... (10 R/9 ER) Markus Solbach, 7/25/21 vs. SUG
 Opponent(10 R/10 ER) Jonathan Bermudez, SUG, 5/1/22 @ OKC
- Allowed 11 Runs.....(11 R/11 ER) Mitchell White, 7/26/19 vs. MEM
 Opponent (11 R/11 ER) Corey Walter, NAS, 6/30/17 @ NAS
- Allowed 12 or More Runs (12 R/12 ER) Brock Stewart, 7/3/19 @ NAS
 Opponent (12 R/12 ER) Brett Kennedy, ELP, 5/30/21 @ ELP
- Allowed Four Or More HR(4) Sam Gaviglio, 5/13/22 @ RR
 Opponent (4) Brett Kennedy, ELP, 5/30/21 @ ELP
- Allowed 10 or More Hits..... (10) Jon Duplantier, 8/4/22 @ SL
 Opponent(10) Ryan Smith, SL, 9/14/21 @ SL
- Allowed 11 or More Hits.....(11) Rob Zastryzny, 4/27/19 @ SA
 (12) Dennis Santana, 8/1/19 @ SL
 (14) Tim Shibuya, 5/5/17 vs. COS
 Opponent(11) Jerry Keel, ELP, 6/18/19 @ ELP
 (12) Cooper Criswell, SL, 9/13/21 @ SL
 (14) Tim Dillard, NAS, 6/30/19 @ NAS

PITCHING (INDIVIDUAL), CONT.

- Position Player Pitched..... Ty Kelly, UT, 4/23/22 @ SAC (ND, 1.0 IP, 3 H, 2 R/ER, 0 K, 1 BB (12-1 L))
- Position Player Pitched and Recorded a Decision Blake Gailen, OF, 4/16/19 vs. OMA (W, 3.1 IP; 1 H 0 R; 3 K; 4 BB (13-12 W))

PITCHING (TEAM)

- Allowed 10 Runs in an InningSixth Inning, 8/22/13 @ RR (12-3 L)
- Allowed 11 Runs in an Inning Fifth Inning, 4/13/03 @ ABQ (18-10 L)
- Allowed 12 Runs in an Inning Second Inning, 7/3/19 @ NAS (14-11 L)
- Allowed 13 or More Runs in an Inning(17) Sixth Inning, 8/19/22 @ SUG G2 (7) (21-4 L)*%
- Allowed 15-19 Runs in a Game(18) 7/2/22 @ ELP (18-5 L)
- Allowed 20 or More Runs in a Game.....(21) 8/19/22 @ SUG G2 (7) (21-4 L)
- Allowed 15-18 Hits in a Game.....(15) 9/17/22 @ ABQ (11-8 W)
- Allowed 19 Hits in a Game(19) 7/2/22 @ ELP (18-5 L)
- Allowed 20 or More Hits in a Game(21) 7/8/18 vs. RR (18-8 L)
- Recorded 15 or More Strikeouts.....(17) 9/26/22 vs. SL (5-1 W)

DEFENSE

- Turned Three Double Plays.....8/20/22 @ SUG (13-5 W)
- Turned Four Double Plays..... 7/31/22 vs. SUG (5-4 W)
- Turned a Triple Play 6/9/05 @ NO (A. Gonzalez to M. Alexander to E. German to A. Gonzalez) Opponent IOW, 6/5/17 @ IOW (E. Soto-C. Young: hit into by Charlie Culberson)

TIME/LENGTH OF GAME

- Game Completed in three or More Extra Innings^ ... (10 - scheduled 7-inn. G1 of DH) 7/17/18 @ NO (5-4 W)
- Home Game Completed in 12 or More Innings(12) 6/3/18 vs. OMA (8-5 L)
- Road Game Completed in 12 or More Innings(13) 8/4/17 @ LV (3-2 L)
- Game Completed in Less Than Seven Innings(6) 8/26/19 vs. IOW (7-2 L) (Rain)
- Game Completed in More Than 4 Hours (9 inn.)(4:03) 9/24/21 @ LV (13-4 W)
- Game Completed in More Than 4 Hours, 30 Minutes or More.....(4:34 - 14 inn.) 5/2/17 vs. COS (8-6 L)
- Nine-Inning Game Completed in Less Than 2 Hours(1:54) 5/11/18 vs. MEM
- Delay of More Than Two Hours 3:13 (rain), 9/1/18 @ COS
- Game Suspended 7/2/22 (5th inn.) @ ELP (rain), completed 7/3/22 (18-5 L)

TRENDS

- Recorded at Least 20 Wins in a Month 20-10 record, August 2006
- Consecutive Shutout Wins 7/30/18 (2-0 W) vs. ELP & 8/1/18 (3-0 W) @ TAC
- Consecutive Shutout Losses..... 8/26/17 (4-0 L) vs. OMA & 8/27/17 (3-0 L) vs. OMA
- Consecutive Walk-Off Wins.....(2) 6/7/22 (6-4 W) vs. SUG & 6/8/22 vs. SUG (9-8 W) (10)(3) 4/14/18 (3-2 W) vs. NO, 4/15/18 (8-6 W) (10) vs. NO & 4/16/18 (8-7 W) (10) vs. NO

* Team Record

%PCL Single-Game Record

^ Since new extra-innings rule went into effect starting with 2018 season.

TRENDS, CONT.

- Back-to-Back Walk-Off Losses9/2/22 (3-2 L) @ RR & 9/3/22 (8-7 L) (11) @ RR
- Five or More Consecutive Overall Wins(5) 9/15/22 - 9/20/22
- Nine or More Consecutive Overall Wins.....(9) 4/7/18 - 4/17/18
- Five or More Consecutive Overall Losses.....(6) 8/6/22 - 8/12/22
- Nine or More Consecutive Overall Losses(10) 8/3/12 - 8/13/12
- Five or More Consecutive Home Wins.....(5) 7/22/22 - 7/27/22
- Nine or More Consecutive Home Wins(15) 4/10/18 - 5/6/18
- Five or More Consecutive Road Wins.....(5) 9/15/22 - 9/20/22
- Nine or More Consecutive Road Wins(9) 5/29/19 - 6/15/19*
- Five or More Consecutive Home Losses(5) 6/5/19 - 6/9/19
- Nine or More Consecutive Home Losses(9) 6/18/18 - 7/6/18
- Five or More Consecutive Road Losses(6) 8/14/18 - 8/29/18 (G2)
- Nine or More Consecutive Road Losses(10) 8/25/09 - 9/6/09

MISCELLANEOUS

- Used 18 or More Players in a Game..... (18) 9/2/22 @ RR (8-7 L)
- Used Eight or More Pitchers in a Game (8) 9/2/22 @ RR (8-7 L)
- Three or More Errors, Indiv.....(3) Edwin Rios, 9/18/22 @ ABO
Opponent, Indiv.....(3) Jason Martinson, RR, 6/10/17 @ OKC
- Three or More Ejections in a Game(3) 6/15/22 @ RNO (Manager Travis Barbary,
C Tony Wolters, IF Ryan Noda)
- More than 300 Player Transactions in a Season..... (334) 2015
- Three Largest Crowds in Chickasaw Bricktown Ballpark History.....
.....14,066* - 4/16/98 vs. Edmonton (ballpark opening day)
.....13,129 - 4/18/98 vs. Edmonton (ballpark opening weekend)
.....13,106 - 8/26/17 vs. OMA (Clayton Kershaw ML rehab appearance)

*Team Record



Luis Mendoza pitched the only nine-inning no-hitter in OKC's modern PCL era Aug. 14, 2009 in the RedHawks' game against Salt Lake at Chickasaw Bricktown Ballpark.

1999 First Round (Oklahoma beat Omaha, 3-1)

Date	W/L	Home	Away	WP	LP	SV
9/8/1999	W	OKL - 9	OMA - 2	Ryan Glynn	Brian Barber	None
9/9/1999	L	OKL - 1	OMA - 14	Jamie Walker	Corey Lee	None
9/10/1999	W	OMA - 3	OKL - 4	Doug Davis	Matt Saier	Allen McDill
9/11/1999	W	OMA - 5	OKL - 6	Jonathan Johnson	Scott Mullen	Allen McDill

1999 Second Round (Vancouver beat Oklahoma, 3-1)

Date	W/L	Home	Away	WP	LP	SV
9/14/1999	L	OKL - 0	VAN - 2	Mark Mulder	Ryan Glynn	None
9/15/1999	W	OKL - 1	VAN - 0	Corey Lee	Kevin Jarvis	Chuck Smith
9/16/1999	L	VAN - 5	OKL - 4	Bill King	Allen McDill	Bert Snow
9/17/1999	L	VAN - 5	OKL - 3	Barry Zito	Brandon Knight	Anthony Chavez

2002 First Round (Salt Lake beat Oklahoma, 3-0)

Date	W/L	Home	Away	WP	LP	SV
9/4/2002	L	SLK - 7	OKL - 5	Ryan Cummings	Rob Bell	Francisco Rodriguez
9/5/2002	L	SLK - 7	OKL - 3	Chris Bootcheck	Colby Lewis	None
9/6/2002	L	OKL - 0	SLK - 1	Lou Pote	R.A. Dickey	Francisco Rodriguez

2004 First Round (Iowa beat Oklahoma, 3-2)

Date	W/L	Home	Away	WP	LP	SV
9/8/2004	L	IOW - 2	OKL - 1	Jimmy Anderson	Rosman Garcia	Jermaine Van Buren
9/9/2004	W	IOW - 2	OKL - 4	Kameron Loe	Renyel Pinto	Brad Clontz
9/10/2004	W	OKL - 10	IOW - 4	Sam Narron	Shawn Sedlacek	None
9/11/2004	L	OKL - 2	IOW - 5	John Koronka	John Hudgins	Jermaine Van Buren
9/12/2004	L	OKL - 2	IOW - 6	Kevin McGlinchy	Mike Bacsik	None

2005 First Round - American Conference Finals (Nashville beat Oklahoma, 3-2)

Date	W/L	Home	Away	WP	LP	SV
9/7/2005	L	OKL - 4	NVL - 5	Gary Glover	Derek Lee	Jeff Bennett
9/8/2005	W	OKL - 7	NVL - 5	R.A. Dickey	Mitch Stetter	Jose Veras
9/9/2005	W	NVL - 1	OKL - 2	Josh Rupe	Tommy Phelps	Jose Veras
9/10/2005	L	NVL - 3	OKL - 1	Dennis Sarfate	Kelvin Jimenez	Jeff Bennett
9/11/2005	L	NVL - 7	OKL - 3	Gary Glover	Michael Tejera	None

2008 First Round - American Conference Finals (Oklahoma beat Iowa, 3-2)

Date	W/L	Home	Away	WP	LP	SV
9/3/2008	L	IOW - 10	OKL - 3	Randy Wells	Elizardo Ramirez	None
9/4/2008	W	IOW - 2	OKL - 6	Derek Lee	J.R. Mathes	None
9/5/2008	L	OKL - 1	IOW - 2	Mitch Atkins	Brian Gordon	Hector Carrasco
9/6/2008	W	OKL - 9	IOW - 6	Michael Ballard	Jason Stanford	Joselo Diaz
9/7/2008	W	OKL - 16	IOW - 5	Tommy Hunter	Randy Wells	None

2008 Second Round - PCL Championship Series (Sacramento beat Oklahoma, 3-1)

Date	W/L	Home	Away	WP	LP	SV
9/9/2008	L	SAC - 8	OKL - 4	Brett Anderson	Elizardo Ramirez	None
9/10/2008	W	SAC - 2	OKL - 11	Steve Rowe	Chris Gissell	None
9/12/2008	L	OKL - 5	SAC - 8	Jared Lansford	Tommy Hunter	Bret Prinz
9/14/2008	L	OKL - 2	SAC - 4	Brett Anderson	Brian Gordon	Bret Prinz

2010 First Round - American Conference Finals (Memphis beat Oklahoma City, 3-0)

Date	W/L	Home	Away	WP	LP	SV
9/8/2010	L	MEM - 7	OKC - 5	Brandon Dickson	Guillermo Moscoso	Josh Kinney
9/9/2010	L	MEM - 3	OKC - 2	P.J. Walters	Brandon McCarthy	Josh Kinney
9/10/2010	L	OKC - 2	MEM - 6	Lance Lynn	Doug Mathis	None

2013 First Round - American Conference Finals (Omaha beat Oklahoma City, 3-0)

Date	W/L	Home	Away	WP	LP	SV
9/4/2013	L	OKC - 1	OMA - 3	Brian Sanches	Asher Wojciechowski	Michael Mariot
9/5/2013	L	OKC - 4	OMA - 7	Clayton Mortensen	Eric Berger	Zack Jackson
9/6/2013	L	OMA - 7	OKC - 6	Maikel Cleto	Jason Stoffel	None

2015 First Round - American Conference Finals (Round Rock beat Oklahoma City, 3-0)

Date	W/L	Home	Away	WP	LP	SV
9/9/2015	L (5)*	RR - 2	OKC - 1	Francisco Mendoza	Zach Lee	None
9/10/2015	L	RR - 7	OKC - 1	Anthony Ranaudo	Julio Urias	None
9/11/2015	L	OKC - 1	RR - 2	Phil Klein	Eric Stults	Spencer Patton

*Game called mid-fifth inning due to rain.

2016 First Round - American Conference Finals (Oklahoma City beat Nashville, 3-2)

Date	W/L	Home	Away	WP	LP	SV
9/7/2016	L	OKC - 7	NAS - 10	Aaron Kurcz	Scott Kazmir	Tucker Healy
9/8/2016	W	OKC - 5	NAS - 2	Logan Bawcom	Dillon Overton	None
9/9/2016	L	NAS - 6	OKC - 5	Andres Avila	Joe Broussard	Tucker Healy
9/10/2016	W	NAS - 1	OKC - 7	Alfredo Figaro	Donn Roach	None
9/11/2016	W	NAS 9	OKC - 10	Joe Broussard	Ryan Brasier	Jacob Rhame

2016 Second Round - PCL Championship Series (El Paso beat Oklahoma City, 3-1)

Date	W/L	Home	Away	WP	LP	SV
9/13/2016	L	ELP - 7	OKC - 5	Derek Eitel	Casey Fien	Phil Maton
9/14/2016	L	ELP - 10	OKC - 4	Frank Garces	Chase De Jong	None
9/16/2016	W	OKC - 4	ELP - 2	Sam LeCure	Daniel Moskos	Jacob Rhame
9/17/2016	L (11)	OKC - 3	ELP - 4	Derek Eitel	Lisalberto Bonilla	Phil Maton

2018 First Round - American Conference Finals (Memphis beat Oklahoma City, 3-1)

Date	W/L	Home	Away	WP	LP	SV
9/6/2018#	L (7)	OKC - 2	MEM - 4	Giovanny Gallegos	Joe Broussard	None
9/6/2018#	W (7)	OKC - 5	MEM - 4	Josh Sborz	Tyler Lyons	Edward Paredes
9/7/2018	L	MEM - 5	OKC - 4	Andrew Morales	Brian Schlitter	None
9/9/2018	L (10)	MEM - 4	OKC - 3	Giovanny Gallegos	Zach McAllister	None

#=doubleheader

Oklahoma City Titles

PCL Division Titles (10):

1999, 2002, 2004, 2005, 2008, 2010, 2013, 2015, 2016, 2018

PCL Conference Titles (3):

1999, 2008, 2016

Playoff Record By Season

Season	Home	Away	Total
1999	2-2	2-2	4-4
2002	0-1	0-2	0-3
2004	1-2	1-1	2-3
2005	1-1	1-2	2-3
2008	2-3	2-2	4-5
2010	0-1	0-2	0-3
2013	0-2	0-1	0-3
2015	0-1	0-2	0-3
2016	2-2	2-3	4-5
2018	1-1	0-2	1-3
Totals	9-16	8-19	17-35

Playoff Record By Round

Round	Home	Away	Total
First	7-12	7-14	14-26
Second	2-4	1-5	3-9

Playoff Notes

- Oklahoma City won its first-round series and advanced to the PCL Championship Series in 1999, 2008 and 2016, but has not won a PCL title since joining the league in 1998.
- Oklahoma City last won a baseball championship in 1996 when the 89ers won the American Association championship.
- The Oklahoma City 89ers won PCL titles in 1963 and 1965 as Houston's affiliate.
- OKC has lost the first game of each of their last 12 playoff series. Their lone opening win in a playoff series (since 1998) came in the first round against Omaha in 1999 at Chickasaw Bricktown Ballpark.

Team Playoff Records

Double Digit Runs Scored in Playoffs:

16 - 9/7/08 vs. Iowa
 11 - 9/10/08 @ Sacramento
 10 - 9/11/16 @ Nashville
 10 - 9/10/04 vs. Iowa

Double Digit Runs Allowed in Playoffs:

14 - 9/9/1999 vs. Omaha
 10 - 9/14/16 @ El Paso
 10 - 9/7/16 vs. Nashville
 10 - 9/3/08 @ Iowa

Playoff Series Losses By Sweep:

2015 - Sept. 9-11 vs. Round Rock
 2013 - Sept. 4-6 vs. Omaha
 2002 - Sept. 4-6 vs. Salt Lake
 2010 - Sept. 8-10 vs. Memphis

Playoff Series Wins By Sweep:

None

Largest Margins of Victory:

11 - 9/7/08 vs. Iowa (16-5)
 9 - 9/10/08 @ Sacramento (11-2)
 7 - 9/8/99 vs. Omaha (9-2)

Largest Margins of Defeat:

13 - 9/9/99 vs. Omaha (14-1)
 7 - 9/3/08 @ Iowa (10-3)
 6 - 9/14/16 @ El Paso (10-4)
 6 - 9/10/15 @ Round Rock (7-1)
 4 - 9/5/02 @ Salt Lake
 9/12/04 vs. Iowa
 9/11/05 @ Nashville
 9/9/08 @ Sacramento
 9/10/10 vs. Memphis



Name (Position)..... Year(s)

A

Aardsma, David A. (P)..... 2015
 Abad, Fernando (P)..... 2011, 2012
 Abreu, Erick (P)..... 2011
 Abreu, Juan (P)..... 2011, 2012
 Adames, José A. (P)..... 2022
 Ahmed, Michael S. (IF)..... 2017, 2018
 Alexander, (Manuel) Manny D. (IF)..... 2003, 2004, 2005
 Alexander, Scott A. (P)..... 2018, 2021
 Alfonseca, Antonio (P)..... 2006
 Allen, Chad (OF)..... 2004, 2005
 Allie, Stetson T. (P)..... 2017, 2018, 2019
 Almonte, Yency (P)..... 2022
 Alvarez, Eduardo (Eddy) C. (IF)..... 2022
 Alvarez, Juan M. (P)..... 2002
 Alvarez, Yadier (P)..... 2022
 Amador, Japhet (IF)..... 2013
 Amaya, (Jacob) Jake C. (IF)..... 2022
 Ambriz, Hector (P)..... 2012, 2013
 Anderson, Brett F. (P)..... 2016
 Anderson, Chris R. (P)..... 2015
 Anderson, Lars E. (IF)..... 2015, 2016
 Andrew, Jason (P)..... 2004
 Aplin, Andrew (OF)..... 2014
 Ardoin, Daniel W. (C)..... 2002, 2003, 2004
 Arguello, Douglas (P)..... 2011
 Arias, Joaquin (IF)..... 2006, 2007, 2008, 2009
 Aristil, Jonnathan (P)..... 2011, 2012
 Asadoorian, Rick (OF)..... 2004
 Ashby, Christopher J. (OF)..... 2001
 Asher, Alec E. (P)..... 2018
 Astacio, Ezequiel (P)..... 2007
 Asuaje, Carlos A. (IF)..... 2021
 Avans, Drew (OF)..... 2021, 2022
 Avilan, Luis A. (P)..... 2016, 2017

B

Bacsik, Mike (P)..... 2004
 Báez, Pedro A. (P)..... 2015, 2017, 2018, 2022
 Bailes, Scott A. (P)..... 1998
 Bailey, Adam (OF)..... 2012
 Baker, Chris (P)..... 2006, 2007
 Baker, Scott T. (P)..... 2015
 Baldiris, Aarom (IF)..... 2006
 Ballard, Michael (P)..... 2008, 2009, 2010
 Bankston, Wes (OF)..... 2010
 Bannister, John (P)..... 2009
 Bañuelos, (Manuel) Manny (P)..... 2018
 Barberie, Bret E. (IF)..... 1998
 Barkett, Andrew J. (IF)..... 1998, 1999, 2000
 Barlow, Scott A. (P)..... 2015, 2017
 Barnes, Austin S. (C)..... 2015, 2016, 2019
 Barnes, Brandon (OF)..... 2011, 2012
 Barnes, Clint (IF)..... 2011
 Barney, Darwin J. K. (IF)..... 2015
 Bass, Anthony (P)..... 2014
 Bass, Brian (P)..... 2012
 Batista, Kendy (P)..... 2008
 Bautista, Juan A. (IF)..... 2000
 Bawcom, Logan R. (P)..... 2016, 2018, 2019
 Bazzell, Shane (P)..... 2005

Beachy, Brandon A. (P)..... 2015
 Beasley, Raymond E. (P)..... 2003
 Beaty, Matt T. (IF)..... 2018, 2019, 2021
 Beech, L. Matthew (P)..... 2001
 Beinbrink, Andrew (IF)..... 2004
 Bell, Robert A. (P)..... 2002
 Bellinger, Cody J. (IF/OF)..... 2016, 2017, 2021
 Beltran, Francis (P)..... 2011
 Beltre, Omar (P)..... 2010
 Bemboom, Anthony J. (C)..... 2021
 Benjamin, Casey (IF)..... 2008, 2009
 Benoit, Joaquin A. (P)..... 2001, 2002, 2003, 2005, 2008
 Benson, Kris (P)..... 2009
 Berg, Dave (IF)..... 2006
 Berger, Eric (P)..... 2013
 Bernan, Stevie (C)..... 2021
 Berrios, Harold J. (OF)..... 2001
 Betances, Dellin (P)..... 2022
 Betancourt, Kenneth S. (IF)..... 2021
 Bibens-Dirkx, Austin M. (P)..... 2021
 Bickford, (Phillip) Phil R. (P)..... 2021, 2022
 Bierbrodt, Nick (P)..... 2004
 Bierek, Kurt V. (OF)..... 2002
 Bixler, Brian (IF)..... 2012
 Blackley, Travis (P)..... 2013
 Blalock, Hank J. (IF)..... 2002, 2008
 Blankenhorn, Travis A. (IF)..... 2021
 Bleich, Jeremy M. (P)..... 2017
 Boggs, Brandon (OF)..... 2008, 2009, 2010
 Bogusevic, Brian (OF)..... 2011
 Bolden, Jared (IF)..... 2009
 Bolsinger, Mike P. (P)..... 2015, 2016
 Bonilla, Livalberto (P)..... 2016
 Borbon, Julio (OF)..... 2009
 Botts, Jason (OF/IF)..... 2005, 2006, 2007, 2008
 Bourgeois, Jason (OF)..... 2011
 Bournigal, Rafael A. (IF)..... 1999
 Bowden, Michael M. (P)..... 2019
 Bray, Adam D. (P)..... 2017
 Brewer, Jace (IF)..... 2005, 2006
 Bridges, W. Karon (IF)..... 1999
 Britton, Buck C. (IF)..... 2015
 Brocail, Doug (P)..... 2004
 Brockmeyer, Cael (C)..... 2018
 Broussard, Joe N. (P)..... 2016, 2017, 2018, 2019
 Brown, Adrian (OF)..... 2006
 Brown, Corey A. (OF)..... 2016
 Brown, Matthew (IF)..... 2010
 Bruhl, Justin (P)..... 2021, 2022
 Brumbaugh, Clifford M. (OF)..... 1999, 2000, 2001
 Buchanan, Jake (P)..... 2012, 2013, 2014
 Buchter, Ryan J. (P)..... 2015
 Buck, Travis (OF)..... 2012
 Buehler, Walker A. (P)..... 2017, 2018
 Bukvich, Ryan (P)..... 2006
 Bumstead, Michael (P)..... 2006, 2007
 Burg, Alex M. (C)..... 2018
 Burgamy, Brian R. (IF/OF)..... 2015
 Burke, Erick (P)..... 2004
 Burke, Jamie (C)..... 2006
 Burkhart, Lance E. (C)..... 2003

Burnett, Sean R. (P).....	2016	Crabtree, Tim (P).....	2005
Burns, (Andrew) Andy D. (IF).....	2021, 2022	Crawford, Carl D. (OF).....	2015, 2016
Burrows, Beau V. (P).....	2022	Crawford, Leo L. (P).....	2018
Busch, Michael (IF).....	2022	Crowe, Trevor (OF).....	2013
Butler, Richard D. (OF).....	2000	Cruceta, Francisco (P).....	2007
Byrd, Marlon (OF).....	2007, 2008	Cruz, Luis (P).....	2014
		Cruz, Nelson (OF).....	2007, 2008, 2009, 2010
C		Cruz, Rhiner (P).....	2012, 2013, 2014
Cadiente, Brett D. (OF).....	2001, 2002	Cubillan, Darwin H. (P).....	2000, 2001
Cahill, Trevor J. (P).....	2015	Culberson, Charlie E. (IF).....	2016, 2017
Calero, Kiko (P).....	2008	Cuello, Edward D. (P).....	2021
Calhoun, Willie S. L. (IF).....	2017	Cunningham, Todd D. (OF).....	2017
Callaway, Michael C. (P).....	2003	Curry, Parker J. (P).....	2017
Cancel, Robinson (C).....	2011	Curtis, Chad D. (OF).....	2001
Carlson, Jesse (P).....	2006	Curtis, Keegan E. (P).....	2022
Carp, C. Mike (IF).....	2015	Cuyler, Milton (OF).....	1998, 1999
Carpenter, David (P).....	2011, 2012		
Carrera, Ezequiel M. (OF).....	2019	D	
Carson, Matt R. (OF).....	2015	Daniel, Clayton W. (IF).....	2021
Cash, Ralston A. (P).....	2015, 2016	Danks, John (P).....	2005, 2006
Castillo, Fabio (P).....	2017	Darvill, Wes W. (IF).....	2018
Castro, Daniel A. (IF).....	2019	Davidson, (Matthew) Matt G. (IF).....	2021
Castro, Erik (IF).....	2014	Davis, Chris (IF).....	2008, 2009, 2010
Castro, Fabio (P).....	2006	Davis, Douglas N. (P).....	1999, 2000, 2001, 2002, 2003
Castro, Jason (C).....	2012	Davis, Ike B. (IF).....	2017
Catalanotto, Frank J. (IF).....	2000, 2007	Day, Lance (P).....	2013
Cedeno, Xavier (P).....	2011, 2012	Dayton, Grant A. (P).....	2015, 2016, 2017
Chacin, Gustavo (P).....	2011	De Jong, Aldrich (OF).....	2021
Chalmers, Dakota R. (P).....	2022	De Jong, Chase L. (P).....	2016
Chamberlain, Wesley P. (OF).....	1998	De La Rosa, Eury (P).....	2015
Chambers, Adron (OF).....	2014	De Leon, Emmanuel (P).....	2018
Chapman, Kevin (P).....	2013, 2014	De Leon, Jorge L. (P).....	2013, 2014, 2015
Chargois, JT (Jon Thomas) (P).....	2018, 2019	De Leon, Jose E. (P).....	2016
Chavez, Endy (OF).....	2010	DeFratus, Justin A. (P).....	2018, 2019
Chavez, Jesse (P).....	2006	Del Rosario, Enerio (P).....	2011, 2012
Chen, Bruce (P).....	2007	DeLome, Collin (OF).....	2011, 2012
Christenson, Ryan A. (OF).....	2003	Demetral, Christopher J. (IF).....	1998, 1999, 2000, 2001
Choate, Randy D. (P).....	2016	Dennick, Ryan (P).....	2015
Chubb, Austin (C).....	2015	DeRosa, Mark (IF).....	2006
Cingrani, (Anthony) Tony M. (P).....	2019	Diamond, Thomas (P).....	2009
Cisneros, Jose (P).....	2012, 2013, 2014	Diaz, Edwin R. (IF).....	2000, 2002
Clark, Cody (C).....	2013	Diaz, Joselo (P).....	2006, 2008
Clark, Jermaine M. (IF).....	2002, 2003	Diaz, Victor (OF).....	2006, 2007
Clark, Terry L. (P).....	1998	Dickey, R. A. (P).....	1999, 2000, 2001, 2002, 2003, 2005, 2006
Clayton, Royce S. (IF).....	1999	Dickson, O'Koyea (IF/OF).....	2015, 2016, 2017
Cleavinger, Garrett J. (P).....	2021, 2022	DiFazio, Vinny F. (C).....	2016
Clemens, Koby (IF).....	2011	Dominguez, Juan R. (P).....	2003, 2004, 2005
Clemens, Paul (P).....	2011, 2012, 2013, 2014	Dominguez, Matt (IF).....	2012
Clontz, Brad (P).....	2004	Dopirak, Brian (DH).....	2011
Colbrunn, Greg (IF).....	2005	Doran, Bobby (P).....	2013, 2014
Cole, Eric S. (OF).....	2002	Downs, Darin (P).....	2014
Coleman, (Harold) Louis (P).....	2016	Downs, Matt (IF).....	2012
Colome, Jesus (P).....	2010	Dransfeldt, Kelly D. (IF).....	1999, 2000, 2001, 2002
Conti, Jason (OF).....	2004, 2005	Drese, Ryan T. (P).....	2003, 2004
Converse, James D. (P).....	1998	Duchscherer, Justin C. (P).....	2001
Cooper, Chris (P).....	2009	Duffy, Danny R. (P).....	2022
Copping, Corey D. (P).....	2018		
Cora, Alex (IF).....	2010		
Corcino, Daniel (P).....	2018, 2019		
Cordero, Francisco J. (P).....	2000, 2001, 2002		
Cordero, Josmar A. (C).....	2016		
Corey, Bryan (P).....	2006, 2009		
Cosporan, Carlos (C).....	2011, 2012		
Cosart, Jarred (P).....	2012, 2013		
Cotton, Jharel L. (P).....	2015, 2016		
Coulombe, Danny P. (P).....	2015		

Duffy, Matt (IF).....2014
 Duplantier, Jon C. (P).....2022
 Duran, German (IF).....2008, 2009
 Durango, Luis (C).....2011
 Durazo, Erubiel (DH).....2006
 Durocher, Jayson P. (P).....2001, 2006

E
 Eaton, Adam (P).....2006
 Eibner, Brett W. (OF).....2017
 Elder, David M. (P).....2001
 Eldridge, Rashad (OF).....2005, 2006
 Ellis, Robert R. (P).....2003
 Ellison, Jason (OF).....2008
 Elmore, Jake (IF).....2013
 Ely, John (P).....2013
 Eppley, Cody (P).....2010
 Erickson, Scott (P).....2004
 Erlin, (Robert) Robbie J. (P).....2022
 Escalona, Sergio (P).....2011
 Espinosa, Danny R. (IF).....2018
 Esposito, Brian (C).....2004, 2005,
 2010, 2011

Estévez, Omar (IF).....2021, 2022
 Estrada, Osmani (IF).....1998
 Ethier, Andre E. (OF).....2017
 Evans, Thomas J. (IF).....1999
 Eyre, Willie (P).....2007, 2009,
 2010

F
 Farmer, (James) Kyle (C).....2017, 2018
 Farrell, Luke T. (P).....2017
 Federowicz, (Timothy) Tim J. (C).....2021
 Feduccia, Hunter (C).....2022
 Feldman, Scott (P).....2006, 2007,
 2010

Feliz, Neftalí (P).....2009, 2021
 Ferguson, Caleb P. (P).....2018, 2019,
 2022

Fernandez, Jair (C).....2012
 Fernandez, Jose Miguel (IF).....2017
 Fick, Chuckie (C.J.) (P).....2012, 2013
 Fields, Daniel L. (OF).....2016
 Fields, Josh D. (P).....2014, 2016,
 2017, 2018

Fien, Casey M. (P).....2011, 2016
 Figaro, Alfredo (P).....2016
 Figueroa, (Stephen) Cole (IF).....2016
 Figueroa, Nelson (P).....2011
 Flores, Adalberto (P).....2012
 Flores, Randy A. (P).....2002
 Floro, Dylan L. (P).....2017, 2018,
 2019

Foltynewicz, Mike (P).....2014
 Font, Wilmer (P).....2017
 Fontanez, Randy (P).....2015
 Forbes, Patrick J. (IF).....1999
 Fossas, E. Anthony (P).....1998
 Foster, Kevin C. (P).....2001
 Fowler, Dexter (OF).....2014
 Fox, Adam (IF).....2007, 2008,
 2009

Fox, Andy (IF).....2004
 Francisco, Frank (P).....2005, 2007,
 2008

Frankoff, (James) Seth (P).....2016
 Freehill, Michael T. (P).....2000
 Freel, Ryan (IF).....2009
 Freeman, Mike B. (IF).....2017
 Frey, Steven F. (P).....1999
 Frias, Carlos D. (P).....2015, 2016
 Frostad, Emerson (IF/C).....2008, 2009,

2010, 2011
 Fukumori, Kazuo (P).....2008
 Fulchino, Jeff (P).....2011
 Fulmer, Carson S.2022
 Fultz, R. Aaron (P).....2003

G
 Gabbard, Kason (P).....2008, 2009
 Gailen, Blake S. (OF).....2019
 Galarraga, Armando (P).....2007, 2012
 Gale, Rocky M. (C).....2018, 2019
 Gallagher, Shawn P. (IF).....2000
 Gamboa, Eddie (P).....2017
 Garcia, Douglas (OF).....2002
 Garcia, Freddy A. (P).....2015
 Garcia, Osmani (IF).....2000, 2001
 Garcia, Rene (C).....2013
 Garcia, Reynaldo (P).....2002, 2003
 Garcia, Rosman J. (P).....2003, 2004
 Garcia, Yimi (P).....2015, 2018
 Garko, Ryan (IF).....2010
 Garlick, Kyle B. (OF).....2018, 2019
 Garr, Brennan (P).....2010
 Gaviglio, (Samuel) Sam J. (P).....2022
 Geary, Geoff (P).....2010
 Geltz, Steve A. (P).....2017
 Gentry, Craig (OF).....2008, 2010
 German, Esteban (IF).....2005, 2009,
 2010

German, Franklyn (P).....2007
 Gervacio, Sammy (P).....2011
 Girodo, Chad A. (P).....2018
 Glanville, Douglas M. (OF).....2003
 Goebbert, Jake (OF).....2011, 2012
 Goeddel, Tyler D. (OF).....2018
 Gold, Nate (DH/IF).....2007, 2008,
 2009
 Golson, Greg (OF).....2009
 Gordon, Brian (P).....2009
 Glynn, Ryan D. (P).....1999, 2000,
 2001

Gonsolin, (Anthony) Tony D. (P).....2019, 2021,
 2022
 Gonzales, Rene A. (IF).....1998
 Gonzalez, Adrian (IF).....2004, 2005,
 2017

Gonzalez, Edgar (P).....2012
 Gonzalez, Geremis S. (P).....2002
 Gonzalez, Juan P (P).....2015
 Gonzalez, Marwin (IF).....2012, 2013
 González, Victor A. (P).....2019, 2021,
 2022

Goodwin, Curtis L. (OF).....2001
 Gordon, Brian (P).....2008
 Gradoville, Chris (C).....2010
 Graham, Thomas (P).....2002, 2003
 Grandal, Yasmani (C).....2015, 2016
 Granger, Jeffrey A. (P).....1998
 Graterol, Brusdar J. (P).....2021, 2022
 Gray, Josiah (P).....2021

Green, B. Scarborough (OF).....1999, 2000
 Greene, Shane (P).....2022
 Greene, Todd A. (C).....2002
 Gregorio, Tom (C).....2006
 Grimm, Justin S. (P).....2019
 Grossman, Robbie (OF).....2013, 2014
 Grove, Michael (P).....2022
 Gryboski, Kevin (P).....2005
 Guduan, Reymin (P).....2013, 2014
 Guerrero, Alex (Perez) (OF).....2016
 Guilmet, Preston B. (P).....2015
 Gunderson, Eric A. (P).....1999

Gunkel, Joe D. (P).....2017
 Guzman, Freddy (OF).....2007
 Guzman, Jesus (IF).....2014
 Gyorko, Jedd L. (IF).....2019

H

Haas, Christopher M. (IF).....2002
 Hackman, Luther (P).....2007
 Hafner, Travis L. (IF).....2002
 Hagenman, Justin M. (P).....2022
 Hairston Jr., Jerry (OF).....2007
 Hale, David E. (P).....2017
 Hall, Joseph G. (IF).....1998
 Hallock, Kyle (P).....2013
 Hamburger, Mark (P).....2012
 Hamilton, Clayton (P).....2009
 Hamilton, Josh (OF).....2009
 Happ, J.A. (P).....2011
 Harden, Rich (P).....2010
 Harrell, Lucas (P).....2011, 2014
 Harrison, Ben (OF).....2008, 2009
 Harrison, Matt (P).....2008, 2010
 Hart, Jason W. (OF/IF).....2002, 2003, 2006
 Haselman, (William) Bill J. (C).....2001
 Hassan, Alex E. (OF).....2016
 Hatcher, (David) Chris (P).....2015, 2017
 Hatcher, Justin (C).....2004, 2006
 Head, Louis G. (P).....2019
 Heaney, Andrew M. (P).....2022
 Heisey, Chris J. (OF).....2015
 Helling, Rick (P).....2004
 Hembree, (Richard) Heath (P).....2022
 Hennessey, Brad (P).....2011
 Henriquez, Ralph M. (C).....2015
 Hernandez, Anderson (IF).....2011
 Hernandez, Ariel (P).....2018
 Hernandez, Carlos A. (C).....2002
 Hernandez, (Enrique) Kiké J. (IF).....2014, 2015
 Hernandez, Diory (IF).....2012
 Hernandez, F. Xavier (P).....1998
 Hernandez, Orlando (P).....2009
 Herrera, Elian (IF).....2016
 Hessman, Mike (IF).....2012
 Heston, Chris L. (P).....2017
 Hicks, Brandon R. (IF).....2016
 Hicks, Chris (P).....2012
 Hinckley, Mike (P).....2009
 Hoes, L.J. (OF).....2014
 Holland, Derek (P).....2009, 2010
 Holmes, (Benjamin) Ben A. (P).....2019
 Holt, Tyler A. (OF).....2017
 House, Craig (P).....2005
 Hubbard, Michael W. (C).....1999, 2001
 Huckaby, Ken (C).....2004
 Hudgins, John (P).....2004, 2005, 2006
 Hudson, Daniel C. (P).....2018
 Hudson, Joseph P. (P).....1999
 Huff, David G. (P).....2015
 Huffman, Royce (IF).....2009
 Hughes, Travis W. (P).....2003, 2004
 Hulet, Tug (IF).....2007
 Humber, Philip (P).....2013
 Hunter, Tommy (P).....2008, 2009, 2010
 Hurley, Eric (P).....2007, 2008
 Hurst, Jonathan (P).....1998
 Hutchison, (Andrew) Drew S. (P).....2018
 Hyatt, Jared (P).....2008, 2009

Hynes, (Joshua) Colt (P).....2017
 Hyzdu, Adam (OF).....2006

I

Inglett, Joe (IF).....2011
 Iribarren, Hernan (IF).....2010
 Istler, Andrew J. (P).....2018

J

Jackson, Andre T. (P).....2021, 2022
 Jackson, Drew H. (IF).....2019
 Jaime, Juan J. (P).....2015
 Jankowski, Jordan J. (P).....2017
 Jaramillo, Jason (C).....2013
 Jenkins, Andy (IF).....2010
 Jensen, Kyle G. (OF).....2015
 Jensen, Marcus C. (C).....2001
 Jewell, Jake R. (P).....2021
 Jimenez, Kelvin (P).....2005, 2006
 Joe, Connor K. (IF).....2018, 2019
 Johnson, Barry C. (P).....1998
 Johnson, Chris (IF).....2011
 Johnson, Elliot T. (IF).....2015
 Johnson, Jonathan K. (P).....1998, 1999, 2000
 Johnson, Micah D. (IF).....2016
 Johnson, Michael K. (P).....2001
 Johnson, Michael W. (P).....2018
 Johnson, Rontrez D. (OF).....2003
 Jones, Jason D. (OF).....2003, 2004
 Jones, (Nathan) Nate A. (P).....2021
 Jordan, Brian (OF).....2004
 Judd, Michael G. (P).....2001
 Jurrjens, Jair F. (P).....2017

K

Kahnle, (Thomas) Tommy R. (P).....2022
 Kapler, (Gabriel) Gabe S. (OF).....2000, 2002
 Karp, Ryan J. (P).....1999
 Karsay, Steve (P).....2005
 Kasowski, Marshall A. (P).....2021, 2022
 Kehrt, Jeremy (P).....2016
 Keisler, Randy D. (P).....2003
 Kela, Keone C. (P).....2022
 Kelly, (Tyler) Ty P. (IF/OF).....2022
 Kemmer, Jon (OF).....2019
 Keppinger, Jeff (IF).....2011
 Kershaw, Clayton E. (P).....2017, 2019, 2021
 Keuchel, Dallas (P).....2011, 2012, 2013
 Kickham, (Michael) Mike J. (P).....2021
 King, Bradford T. (C).....2002
 King, Cesar A. (C).....2000
 Kinsler, Ian (IF).....2005, 2006, 2007
 Kirkman, Michael (P).....2010
 Knebel, Corey A. (P).....2021
 Knight, Brandon M. (P).....1998, 1999
 Knorr, Randy D. (C).....2000
 Knott, Eric (P).....2006
 Kolb, Daniel L. (P).....1998, 1999, 2000, 2001
 Kometani, Paul (P).....2008
 Koronka, John (P).....2006, 2007
 Kowalczyk, Karch W. (P).....2018
 Krauss, Marc (OF).....2012, 2013, 2014
 Kreke, Jordan (IF).....2012

L



Laird, Brandon (IF).....	2013	Martin, Jason (OF)	2022
Laird, Gerald L. (C).....	2003, 2004,	Martin, John Dale (J.D.) (P).....	2019
	2005, 2008	Martinez, David (P)	2013, 2014
Lamb, Jake R. (OF).....	2022	Martinez, Fernando (OF).....	2012, 2013
Lamb, Michael R. (IF).....	1999, 2000,	Martinez, J.D. (OF).....	2012
	2001, 2002,	Martinez, José A. (P).....	2000, 2001
	2003	Martinez, José E. (P).....	2022
Landon, Logan (OF).....	2017, 2018,	Martinez, José G. (IF).....	2012, 2013
	2019	Martinson, Jordan A. (P).....	2021
Lavin, Peter J. (OF).....	2015	Marzano, John R. (C)	1999
Layne, Tommy K. (P).....	2017	Masset, Nick (P).....	2006
League, Brandon (P).....	2015	Masterson, Justin D. (P).....	2017
LeBlanc, Wade (P).....	2013	Mateo, Luis G. (IF).....	2015
LeCure, Sam R. (P).....	2016	Mateo, Ruben A. (OF).....	1999, 2001
Ledee, Ricardo A. (OF).....	2001	Mathews, Terry A. (P).....	2000
Lee, (Chen-Chang) C.C. (P).....	2018	Mathis, Doug (P).....	2007, 2008,
Lee, Corey W. (P).....	1999, 2000,		2009, 2010
	2001	Matranga, David (IF)	2007
Lee, Derek (P).....	2005, 2006,	Mathews, Gary (OF).....	2004, 2006
	2007, 2008	May, Dustin J. (P).....	2019, 2022
Lee, Zach S. (P).....	2015, 2016	Mayberry, John (OF).....	2008
Leicester, Jon (P).....	2006	Maxwell, Justin (OF).....	2012, 2013
Leon, Arcenio (P).....	2011	McAllister, Zach T. (P).....	2018, 2019
Leone, Justin (IF).....	2009	McCarthy, Brandon (P).....	2007, 2008,
Levine, Alan B. (P).....	1998		2009, 2010,
Lewis, Colby P. (P).....	2002, 2003		2016
Lewis, Theodore R. (IF).....	1998	McCreery, Adam G. (P).....	2019
Libaratore, Adam J. (P).....	2015, 2016,	McCurdy, Ryan (C).....	2014
	2017, 2018	McDill, Allen G. (P).....	1999
Lin, Che-Hsuan (OF).....	2013	McDonald, Jason A. (OF).....	2000
Liniak, Cole E. (IF).....	2003	McDonald, Keith (C).....	2005
Liput, (Davis) Deacon (IF).....	2021	McDougall, Marshall J. (IF).....	2003, 2004,
Little, Mark T. (OF).....	1998		2005, 2006
Littleton, Wes (P).....	2006, 2007,	McGuire, (William) Deck (P).....	2015
	2008	McHugh, Collin (P).....	2014
Livingstone, Scott L. (IF).....	2000	McKinney, (William) Billy L. (OF).....	2021
Lo, Chia-Jen (P).....	2014	McKinstry, (Zachary) Zach (IF).....	2019, 2021,
Loaiza, Esteban A. (P).....	1999		2022
Lobatón, Jose M. (C).....	2019	Meisinger, Ryan T. (P).....	2021
Lobstein, Kyle E. (P).....	2018	Mejia, Erick A. (IF).....	2017
Locastro, Tim D. (IF/OF).....	2017, 2018	Meliah, David P. (IF).....	2001, 2002,
Locke, Drew (OF).....	2011		2003
Loe, Kameron (P).....	2004, 2005,	Mench, Kevin F. (OF).....	2002, 2003,
	2006, 2008		2008
Lopez, Johan R. (P).....	2000, 2001	Mendoza, Luis (P).....	2008, 2009
Lopez, Wilton (P).....	2012	Mercado, Hector (P).....	2005
Lowrie, Jed (IF).....	2012	Merritt, (Roydrick) Roy N. (P).....	2016
Ludwick, Ryan A. (OF).....	2002, 2003	Meszaros, Daniel (P).....	2011
Lundberg, David D. (P).....	2001, 2002,	Metcalf, Travis (IF).....	2007, 2008,
	2003		2009
Lux, Gavin T. (IF).....	2019, 2021	Meyer, Drew (IF).....	2005, 2006,
Lyles, Jordan (P).....	2011, 2012,		2007, 2008
	2013	Meyer, Jonathan (IF).....	2014
Lyon, Brandon (P).....	2011	Miadich, Bart (P).....	2004
M		Michaels, Jason (OF).....	2011
Madrigal, Warner (P).....	2008, 2009,	Michalak, Christian M. (P).....	2002
	2010	Mier, Jio (IF).....	2014
Maeda, Yukinaga (P).....	2008	Miller, (Robert) Bobby A. (P).....	2022
Maggi, (Andrew) Drew J. (IF).....	2016, 2017	Miller, Matt J. (P).....	2000
Magruder, Christopher J. (OF).....	2001	Mitchell, S. Dean (P).....	2000, 2001
Mahar, Kevin (OF).....	2007	Mock, Garrett (P).....	2012
Mahay, Ronald M. (P).....	2003, 2005,	Monroe, Craig K. (OF).....	1999, 2001
	2006, 2007	Montas, Frankie L. (P).....	2016
Majewski, Dustin (OF).....	2009	Montero, Agustin (P).....	2005
Mann, Devin J. (IF).....	2022	Montgomery, Brandon (IF).....	2019
Manning, David A. (P).....	1998	Moody, Eric L. (P).....	1998, 1999
Manzella, Tommy (IF).....	2011	Moore, (Benjamin) Ben C. (C).....	2019
Marks, Justin M. (P).....	2017	Moore, Scott (IF).....	2012
Marte, Hamlet J. (C).....	2021, 2022	Mora, Angelo (IF).....	2018, 2019
		Moran, Brian W. (P).....	2018

Morban, Jose (IF).....	2007	2014, 2015
Moreland, Mitch (OF).....	2010	
Moreno, Juan C. (P).....	2001	
Moronta, Reyes A. (P).....	2022	
Morrow, Brandon J. (P).....	2017	
Morrissey, Adam (IF).....	2006	
Moseley, Ryan M. (P).....	2021	
Moscoso, Guillermo A. (P).....	2009, 2010, 2018	
Mosquera, Julio A. (C).....	2002	
Mottola, Charles E. (OF).....	1998	
Mounce, Anthony D. (P).....	2000, 2002, 2003	
Muncy, Max S. (IF).....	2017, 2018, 2022	
Munro, Peter D. (P).....	2000, 2001	
Murphy, David (OF).....	2007	
Murphy, (John J.) Jack (C).....	2016, 2017	
Murphy, Michael F. (OF).....	1998	
Murphy, Steven (OF).....	2009	
Murray, A.J (P).....	2005, 2007, 2008, 2009	
Murray, Calvin D. (OF).....	2002	
Murray, Daniel S. (P).....	2002, 2003	
Musick, Wes (P).....	2012, 2013	
Myers, James X. (P).....	1998	
Myette, Aaron K. (P).....	2001, 2002	
N		
Narron, Sam (P).....	2004	
Navarro, Oswaldo (IF).....	2011	
Neal, Zach S. (P).....	2018	
Nelson, Jeff (P).....	2004	
Neuse, Sheldon L. (IF).....	2021	
Newhan, David (IF/OF).....	2004	
Newson, Warren D. (OF).....	1998	
Nieve, Fernando (P).....	2011	
Nippert, Dustin (P).....	2008, 2009, 2010	
Nitkowski, Christopher J. (P).....	2002, 2003	
Nivar, Ramon A. (IF).....	2003, 2004	
Nix, Laynce (OF).....	2005, 2006	
Noda, Ryan A. (IF/OF).....	2022	
Noel, (Jablonski) Rico (OF).....	2016	
Noriega, Andres F. (C).....	2021	
Norman, Leslie E. (OF).....	1998	
Norris, Bud (P).....	2012	
Núñez, Darien (P).....	2021, 2022	
Nunez, Vladimir (P).....	2005	
Nunn, Chris J. (P).....	2019	
Nuño, Vidal V. (P).....	2021	
O		
Oaks, Trevor S. (P).....	2016, 2017	
Oberholtzer, Brett (P).....	2012, 2013, 2014	
Ochsenbein, Aaron J. (P).....	2022	
Ogando, Alexi (P).....	2010	
Ogle, Tyler (C).....	2016	
Ojeda, Miguel (C).....	2006, 2007	
Oliver, Darren C. (P).....	1998, 2000, 2001	
Olivera, Hector A. (IF).....	2015	
Olson, Tim (IF).....	2006	
Ondrusek, Logan J. (P).....	2018	
Orlando, Paulo R. (OF).....	2019	
Ortiz, Hector (C).....	2002	
Ottavinia, Paul T. (OF).....	2003	
Outman, James (OF).....	2022	
Owens, Rudy P. (P).....	2012, 2013,	
P		
Paredes, Edward M. (P).....	2017, 2018	
Paredes, Jimmy (IF).....	2012, 2013	
Park, Chan Ho (P).....	2002, 2003, 2004	
Patterson, Daniel S. (P).....	1998, 1999	
Patterson, (John William) Red (P).....	2016	
Pazos, James M. (P).....	2021	
Peacock, Brad (P).....	2013, 2014	
Pederson, Joc R. (OF).....	2016, 2017	
Pena, Carlos (IF).....	2001	
Pena, Jesus (P).....	2002	
Pepiot, Ryan M. (P).....	2021, 2022	
Pequero, Jailen (P).....	2009, 2010	
Peralta, Joel (P).....	2015	
Peraza, Jose F. (IF).....	2015	
Perez, Carlos (C).....	2013, 2014	
Perez, Santiago A. (OF/IF).....	2002, 2004	
Perez, Sergio (P).....	2011, 2012	
Perkins, Cameron (OF).....	2019	
Perisho, Matthew A. (P).....	1998, 1999	
Peter, Jake W. (IF).....	2018, 2019	
Peters, DJ S. (OF).....	2019, 2021	
Peterson, Shane A. (OF).....	2019	
Petit, Gregorio (IF).....	2010, 2014	
Phillips, Zachary (P).....	2010	
Pickett, Cecil L. (P).....	1998, 1999	
Pickler, Jeff B. (IF).....	2002, 2003, 2004	
Pill, Tyler S. (P).....	2018	
Pillar, Kevin A. (OF).....	2022	
Ponson, Sidney (P).....	2008	
Porter, Marquis D. (OF).....	2001	
Pose, Scott V. (OF).....	2002	
Pote, Lou (P).....	2005	
Poveda, Omar (P).....	2009	
Powell, James W. (P).....	2002	
Powell, John R. (P).....	1998	
Powell, Landon (C).....	2012	
Powers, John M. (IF).....	2003	
Prior, Mark (P).....	2010	
Puig, Yasiel (OF).....	2016, 2018	
Puffer, Brandon (P).....	2008	
Q		
Quackenbush, Kevin R.	2019, 2021	
Quinlan, Thomas R. (IF).....	1998	
Quintero, Humberto (C).....	2011	
Quiroz, Guillermo (C).....	2007	
R		
Raggio, Brady J. (P).....	1999	
Raley, (Lucas) Luke (OF).....	2021	
Ramirez, Elizardo (P).....	2008, 2009, 2010	
Ramirez, Erasmo (P).....	2002, 2003, 2004, 2005, 2006	
Ramirez, Max (C).....	2008, 2009, 2010, 2011	
Ramirez, Yefry (P).....	2021, 2022	
Ramos, Henry (OF).....	2017, 2018	
Ramos, Mario M. (P).....	2002, 2003	
Ramsey, James B. (OF).....	2016	
Randall, Scott P. (P).....	2000	
Ransom, Cody (IF).....	2005	
Rapada, Clay (P).....	2010	
Ravelo, Rangel (IF).....	2021	



Ravin, Josh J. (P).....	2015, 2016, 2017	Santana, Dennis A. (P).....	2018, 2019, 2021
Raymundo, Gregg Y. (IF).....	2003	Santana, Domingo (OF).....	2014
Redman, Hunter R. (C).....	2015	Santos, Sergio J. (P).....	2015
Redman, Mark (P).....	2007	Santos, Victor I. (P).....	2003
Reed, Chris W. (P).....	2015	Sborz, Josh A. (P).....	2018, 2019
Reed, Evan (P).....	2010	Scavuzzo, Jacob L. (OF).....	2017, 2018
Reed, (Jacob) Jake H. (P).....	2021, 2022	Schafer, Jordan J. (OF).....	2011, 2012, 2016
Reeder, Cory P. (C).....	1999	Schebler, Scott A. (OF).....	2015
Regilio, Nicholas D. (P).....	2002, 2004, 2005	Scheppers, Tanner (P).....	2010
Reks, Zach J. (OF).....	2019, 2021	Schlitter, Brian P. (P).....	2018
Relaford, Desi (IF).....	2007	Schlosser, (August) Gus C. (P).....	2016
Rhame, Jacob A. (P).....	2016, 2017	Schmack, Brian (P).....	2001, 2002
Rheinecker, John (P).....	2006, 2007	Schueller, Sven H. (P).....	2018
Richard, Chris (IF).....	2005	Schultz, Jaime M. (P).....	2019
Richardson, Antao E. (OF).....	2016	Schuster, Patrick J. (P).....	2017
Richardson, Dustin A. (P).....	2015, 2016	Schwaab, Andrew (P).....	2021
Richardson, Kevin (C).....	2008, 2009, 2010	Sclafani, Joe (IF).....	2014
Richman, Jason B. (P).....	2018	Seager, Corey D. (IF).....	2015
Riley, Matt (P).....	2005	Seanez, Rudy C. (P).....	2002, 2003
Rios, Edwin G. (IF).....	2017, 2018, 2019, 2022	Seaton, Ross (P).....	2012, 2013, 2014
Rivas, Webster J. (C).....	2015	Secrist, Reed T. (OF).....	2000
Rivera, Ruben M. (OF).....	2002	Segedin, Rob M. (IF).....	2016, 2017, 2018
Rivard, Rejean L. (P).....	2003	Sele, Aaron (P).....	2005
Roberts, Ryan (IF).....	2008	Sergio, Thomas A. (OF).....	2000
Robertson, (Nicholas) Nick P.	2022	Shave, Jonathan T. (IF).....	2000
Robertson, Richard W. (P).....	1999	Sheldon, Scott P. (IF).....	1998, 1999
Robles, Hansel M. (P).....	2022	Shelton, Chris (IF).....	2008
Robinson, Andrew (P).....	2014	Shelton, Matt (P).....	2015
Robinson, Errol A. (IF).....	2019	Shibuya, Tim T. (P).....	2016, 2017
Rocker, John L. (P).....	2002	Shirley, Tommy (P).....	2014
Rodgers, Brady (P).....	2013, 2014	Shoemaker, Scott (P).....	2007
Rodriguez, Aneury (P).....	2012	Shouse, Brian D. (P).....	2003, 2004, 2006
Rodriguez, Fernando (P).....	2011	Shuck, J.B. (OF).....	2011, 2012
Rodriguez, Guilder (IF).....	2010	Sierra, Ruben A. (OF).....	2000, 2001
Rodriguez, Paco (P).....	2015	Sierra, Yaisel (P).....	2017, 2021
Rodriguez, Ricardo (P).....	2004, 2005	Sievert, Mark A. (P).....	1999
Rodriguez, Richard A. (P).....	2002	Sikorski, Brian P. (P).....	2000, 2001
Rodriguez, Richard Ag. (P).....	2014	Silva, Jose (P).....	2006
Rodriguez, Wilfredo (P).....	2005	Simms, Michael H. (OF).....	1999, 2001
Rogers, Rob M. (P).....	2016	Simon, Alfredo (P).....	2007
Rollins, David (P).....	2013	Simon, Randall (IF).....	2006
Romano, Jason A. (IF/OF).....	2001, 2002	Simons, J. Mitchell (IF).....	2001
Romero, Stefan D. (OF).....	2022	Simunic, Andy (IF/OF).....	2011, 2012, 2013, 2014
Roney, Matt (P).....	2005	Singleton, Jon (IF).....	2013, 2014
Rosario, Melvin G. (C).....	1999	Sinisi, Vince (OF).....	2006
Rosscup, (Zachary) Zac M. (P).....	2018, 2019	Small, Mark A. (P).....	1998
Roth, Tony (IF).....	2007	Smart, Jon D. (P).....	2001
Rowe, Steve (P).....	2005, 2007, 2008	Smith, Charles E. (P).....	1999, 2000
Rowland-Smith, Ryan (P).....	2011	Smith, Daniel C. (P).....	1998
Ruggiano, Justin (OF).....	2012	Smith, Jeff (C).....	2004
Ruiz, Keibert J. (C).....	2019, 2021	Smith, Steve (P).....	2015
Rupe, Josh (P).....	2005, 2006, 2007, 2009	Smith, Will (OF).....	2005, 2006
Rushford, James T. (OF).....	2003	Smith, (William) Will D. (C).....	2018, 2019
Ryu, Hyun-Jin (P).....	2016, 2018	Smoak, Justin (IF).....	2009, 2010
S		Smoker, (Joshua) Josh M. (P).....	2019
Sadler, Casey S. (P).....	2019	Snare, Ryan D. (P).....	2003, 2004, 2005
Sadler, Donnie L. (OF).....	2002, 2003	Snyder, Ben (P).....	2010
Sagmoen, Marc R. (OF).....	1998, 1999, 2001	Snyder, Brad (OF).....	2012
Salow, Logan R. (P).....	2021, 2022	Sodowsky, Clint R. (P).....	2000
Saltalamacchia, Jarrod (C).....	2008, 2010	Sogard, Alex (P).....	2013
Samson, Nate R. (IF).....	2015	Solano, Danny (IF).....	1999
Sanchez, Brian (P).....	2012	Solano, Donovan (IF).....	2018
Sanchez, Angel (IF).....	2012	Solbach, Markus (P).....	2021
Santana, Cristian Y. (IF).....	2021	Solis, R. Ali (C).....	2015
		Sollecito, Gabriel J. (P).....	2000

Somsen, Layne R. (P)	2016, 2017, 2019	Trzesniak, Nick (C)	2006, 2007, 2008
Sosa, Henry (P)	2011, 2012	Tsao, Chin-Hui (P)	2015, 2016
Sosa, Ruben (IF/OF)	2013, 2014	Tsutsugo, (Yoshitomo) Yoshi (OF)	2021
Soto, Elliot S. (IF)	2021	Tucker, Preston (OF)	2014
Souza Jr., Steven J. (OF)	2021	Turnbow, Derrick (P)	2009
Spitzbarth, Shea (P)	2016, 2018, 2019	U	
Sprague, Edward N. (OF)	2002	Uceta, Edwin D. (P)	2021
Springer, George (OF)	2013, 2014	Urcckfitz, Patrick (P)	2011, 2013, 2014
Stamler, Keith P. (P)	2003, 2004, 2005	Urena, Miguel A. (P)	2016
Standridge, Jason (P)	2005	Urias, Julio C. (P)	2015, 2016, 2017, 2018
Stassi, Max (P)	2014	V	
Steed, David S. (C)	2001	Valdes, Pedro J. (OF)	1999, 2000
Stevens, D. Lee (IF)	1998	Valera, Breyvic J. (IF)	2018
Stewart, Brock A. (P)	2016, 2017, 2018, 2019	Valdes, Raul (P)	2014
Stewart, Chris (C)	2007	Valdez, Jose (P)	2011, 2012, 2013
Stoffel, Jason (P)	2013, 2014	Vallejo, Jose (IF)	2009, 2011
Stone, Gavin B. (P)	2022	Van Hekken, Andy (P)	2011
Stoneburner, Davis (IF)	2010	Van Slyke, Scott T. (OF)	2016, 2017
Storey, Mickey (P)	2011, 2012	Vance, Cory (P)	2004
Stripling, (Thomas) Ross (P)	2016, 2017	Van Poppel, Todd M. (P)	1998
Strop, Pedro (P)	2009, 2010	Vargas, Miguel A. (IF)	2022
Stults, Eric W. (P)	2015	Vasquez, Andrew J. (P)	2021
Sturtze, Tanyon J. (P)	1998	Vasquez, Jorge (P)	2007
Surkamp, Eric M. (P)	2015	Vasquez, Luis M. (P)	2019
Sutil, Wladimir (IF)	2011	Vaughan, Beau (P)	2009
Sweeney, Darnell T. (IF)	2015, 2017	Vazquez, Ramon (IF)	2007
Sylvester, Billy (P)	2004	Venable, Will D. (OF)	2016
T		Venafro, Michael R. (P)	1998, 1999
Tabata, Jose N. (OF)	2015, 2016	Venditte, Pat M. (P)	2018
Tajjeron, Travis N. (OF)	2018	Veras, Jose (P)	2005, 2014
Taveras, Luis (C)	2001	Verdugo, Alex B. (OF)	2017, 2018
Taveras, Willy (LF)	2010	Vesia, (Alexander) Alex V. (P)	2021
Taylor, Chris A. (IF)	2016, 2017, 2018	Villafuerte, Bradon P. (P)	2001
Teagarden, Taylor (C)	2008, 2010	Villar, Henry (P)	2011
Tejeda, Robinson (P)	2006, 2007, 2008	Villar, Jonathan (IF)	2013, 2014
Telford, Anthony C. (P)	2002	Voigt, John D. (OF)	1998, 2000
Telis, Tomás (C)	2022	Volquez, Edinson (P)	2006, 2007
Tepesch, Nick J. (P)	2016	W	
Thames, Marcus M. (OF)	2003	Wagner, Michael (P)	2007
Thatcher, Joe (P)	2016	Wahl, (Robert) Bobby M. (P)	2021, 2022
Thole, (Joshua) Josh M. (C)	2019	Waldron, Jeff (C)	2004
Thomas, Ian D. (P)	2015, 2016	Walker, Kevin (P)	2006
Thomas, Larry W. (P)	1998	Wallace, Brett (IF)	2011, 2012, 2013
Thomas, Mike D. (P)	2015	Wallace, Chris (C)	2012, 2013
Thompson, Erik (P)	2004	Wallach, Chad A. (C)	2021
Thompson, Justin W. (P)	2000, 2005	Walters, Blair (P)	2013
Thompson, Kevin (OF)	2009	Walters, P.J. D. (P)	2015
Thompson, Trayce N. (OF)	2017	Walters, Zach B. (OF)	2016
Thorman, Scott (IF)	2009	Ward, Brian P. (C)	2015
Thornburg, Tyler M. (P)	2019	Ward, Jeremy (P)	2006
Tiburcio, Frederick (P)	2014	Wasdin, John (P)	2004, 2005, 2006
Tjera, Michael (P)	2005	Washington, Mark I. (P)	2022
Toles, (Alvin) Andrew (OF)	2016, 2018	Waszgis, Robert M. (C)	2000
Tomlin, James (OF)	2010	Wates, Austin (OF)	2013, 2014
Torres, Andres (OF)	2005	Wathan, Derek (IF)	2006
Torreyes, Ronny A. (IF)	2014, 2015	Watkins, Scott A. (P)	1998
Torrez, Raoul (IF)	2013	Watson, Cyrillo (P)	2021
Touchet, Danny (P)	2007	Webster, Anthony (OF)	2006
Towles, J.R (C)	2011	Weiland, Kyle (P)	2014
Tracy, Chad (DH)	2010	West, Kevin (OF)	2007
Treanor, Matt (C)	2010	West, Matt R.O. (P)	2015, 2016
Treinen, Blake M. (P)	2022	Wheeler, Jason M. (P)	2017
Tremie, Christopher J. (C)	1998	White, Alex (P)	2014
Trocoso, Ramon J. (P)	2015	White, Bill (P)	2007, 2008
Tropeano, Nick (P)	2014, 2021		

White, (Mitchell) Mitch (P)	2019, 2021, 2022
Whiting, (Mikel) Brant (C)	2016, 2017
Wieland, Joe A. (P)	2015
Wikoff, Brandon (IF)	2011
Williams, Randy (P)	2007
Williams, Todd (P)	2004
Wilkerson, Aaron D. (P)	2021
Wilkins, Andy R. (IF)	2015
Wilson, Bobby L. (C)	2017
Wilson, C.J. (P)	2006
Wojciechowski, Asher (P)	2013, 2014
Wolf, Ross (P)	2011
Wolters, (Anthony) Tony J. (C)	2021, 2022
Wood, Mike (P)	2007, 2009
Wright, Jamey A. (P)	2003, 2007
Wright Jr., (Dennis Michael) Mike (P)	2022
Wright, Wesley (P)	2011
Wrona, Richard J. (C)	1998

Y

Yan, Ruddy (OF)	2005, 2006
Young, Chris (P)	2004
Young, Eric (OF)	2006
Young, Michael B. (IF)	2001
Younginer, (John) Madison (P)	2017, 2018

Z

Zabala, Juan C. (C)	2021
Zamora, Daniel J. (P)	2022
Zaneski, Zach (C)	2009
Zarraga, Shawn J. (C)	2015, 2016
Zastrzyny, (Robert) Rob J. (P)	2019
Zeid, Josh (P)	2013, 2014
Zimmerman, Jeffrey R. (P)	1999
Zoccolillo, Peter (OF)	2004
Zywica, Michael R. (OF)	1999, 2000

Note: List includes MLR

**2023 PACIFIC COAST LEAGUE
INFORMATION, OPPONENTS &
2022 SEASON REVIEW**





Pacific Coast League (Triple-A)

Originally founded: 1903

Notable alumni: Kris Bryant, Jacob deGrom, Joe DiMaggio, Bobby Doerr, Tony Gwynn, Juan Marichal, Pedro Martinez, Willie McCovey, David Ortiz, Mike Piazza, Ted Williams.

Current teams (10): Albuquerque Isotopes, El Paso Chihuahuas, Las Vegas Aviators, Oklahoma City Dodgers, Reno Aces, Round Rock Express, Sacramento River Cats, Salt Lake Bees, Sugar Land Space Cowboys and Tacoma Rainiers.

Triple-A Championship Format

The 2023 Triple-A National Championship Game will feature the winners of the International League and Pacific Coast League meeting in a single game to be played Saturday, Sept. 30 at Las Vegas Ballpark in Las Vegas. Championship game participants will be determined through a best-of-three League Championship Series.

The Triple-A seasons in both the Pacific Coast League and International League will be split into halves for the 2023 season, with the first half ending June 25. The second half will begin June 28 and the regular season will conclude Sept. 24. The first-half winners will host the second-half winners in a best-of-three LCS slated to begin Sept. 26 in both the PCL and IL. The two LCS winners will advance to Las Vegas for the Triple-A National Championship Game.

2023 Experimental Rules for Triple-A (from MLB)

- **Pitch Clock:** The pitch clock will once again be utilized to improve pace of play at the Triple-A level. Pitchers must begin their motion within 14 seconds when the bases are empty and within 19 seconds if there is a runner on base just like in 2022. The designated times between batters (0:30) and for inning breaks/pitching changes (2:15) also remain the same as the 2022 season. Batters will be required to be in the batter's box and alert to the pitcher with eight or more seconds remaining to align with the new MLB rules, which is a slight change from the nine-second threshold used last season in Triple-A. A violation by the pitcher results in an automatic ball, and a violation by the hitter results in an automatic strike.

New in 2023, the clock will not reset if a new pitcher enters the game during an inning break. Previously the clock reset once a new pitcher crossed the warning track when leaving the bullpen. Additionally, players on ML Rehab Assignment will be subject to the Pace of Game rules at the level of play they are assigned. The exception is a pitcher on rehab assignment will have 15 seconds between pitches with the bases empty and 20 seconds with no runners on. In 2022, players on rehab assignment were exempt from pitch clock rules.

- **Disengagements/Step-offs:** When there is at least one runner on base, the pitcher is allowed two step-offs or disengagements from the pitching rubber during each plate appearance. If there is a third disengagement or a defensive timeout before an out is recorded, a balk is called and each runner advances one base. This remains the same as the 2022 season rules at the Triple-A level.

- **ABS:** The automated strike zone, also known as ABS, returns to the Pacific Coast League in 2023 and expands to be in use throughout Triple-A. In games Tuesday-Thursday, balls and strikes will exclusively be called by ABS. Each pitch is sent to the home plate umpire via an earpiece, and the umpire then relays the call. In a new development for 2023, for games Friday-Sunday, teams will use the challenge system. During these games, umpires will call balls and strikes, but players can challenge the result of the pitch. The challenge will be resolved by the ABS system, which will either uphold the initial call or overturn it. Each team has three challenges per game, but challenges are only taken away when a call is upheld.

- **Infield Positioning Restrictions:** On defense, teams will be required to have two players standing on each side of second base with both feet on the infield dirt before each pitch is thrown, which is a new rule for 2023. A violation of this rule will result in either an automatic ball or the batting team can elect to take the result of the play.

- **PitchCom:** The communication system will be available for use at the Triple-A level in 2023 to ensure pitchers and catchers are able to develop familiarity with the system prior to being promoted to MLB where PitchCom is already in use.

2022 Pacific Coast League Final Standings

East Division				West Division			
Team	Record	PCT	GB	Team	Record	PCT	GB
El Paso	85-65	.567	—	x-Reno	85-63	.574	—
OKC	84-66	.560	1.0	Tacoma	72-78	.480	14.0
Round Rock	79-71	.527	6.0	Las Vegas	71-79	.473	15.0
Sugar Land	73-75	.493	11.0	Salt Lake	70-80	.467	16.0
Albuquerque	62-86	.419	22.0	Sacramento	65-83	.439	20.0

x-Defeated El Paso, 6-2, in the PCL Championship Game in Las Vegas. Lost to Durham, 10-6, in the Triple-A National Championship Game.

Pacific Coast League Postseason All-Stars*

Position	Player	Team	Affiliate	Triple-A Stats
C	Shea Langeliers	Las Vegas	OAK	.283 AVG, .876 OPS, 19 HR, 56 RBI
1B	Matt Davidson	Reno/Las Vegas	ARI/OAK	.310 AVG, 1.058 OPS, 32 HR, 66 RBI
2B	Eguy Rosario	El Paso	SD	.288 AVG, .876 OPS, 22 HR, 81 RBI
SS	David Hensley	Sugar Land	HOU	.298 AVG, .898 OPS, 10 HR, 57 RBI
3B	David Villar	Sacramento	SF	.275 AVG, 1.021 OPS, 27 HR, 82 RBI
OF	Jason Martin	Oklahoma City	LAD	.285 AVG, .938 OPS, 32 HR, 107 RBI
OF	Stone Garrett	Reno	ARI	.275 AVG, .900 OPS, 28 HR, 95 RBI
OF	Wynton Bernard	Albuquerque	COL	.333 AVG, .977 OPS, 21 HR, 92 RBI
DH	Sean Bouchard	Albuquerque	COL	.300 AVG, 1.039 OPS, 20 HR, 56 RBI
RHP	Hunter Brown	Sugar Land	HOU	23 G, 9-4, 2.55 ERA, 134 SO
LHP	Jake Kalish	Salt Lake	LAA	23 G, 10-2, 2.87 ERA, 72 SO
Reliever	Enoli Paredes	Sugar Land	HOU	50 G, 5-4, 2.63 ERA, 81 SO

Pacific Coast League Award Winners*

MVP	David Villar	Sacramento	SF
Pitcher of the Year	Hunter Brown	Sugar Land	HOU
Top MLB Prospect	Miguel Vargas	Oklahoma City	LAD
Manager of the Year	Gil Velazquez	Reno	ARI

*As voted by league broadcasters, Minor League Baseball executives and select members of the media.

2022 Pacific Coast League Attendance

Club	Total	Openings	Average
Las Vegas	518,221	75	6,910
Albuquerque	515,498	73	7,069
El Paso	496,805	74	6,714
Salt Lake	434,616	74	5,873
Round Rock	412,988	75	5,507
Oklahoma City	410,730	73	5,626
Sacramento	372,769	75	4,970
Tacoma	366,469	73	5,020
Reno	336,079	70	4,801
Sugar Land	285,827	72	3,970



1601 Avenida Cesar Chavez S.E.
 Albuquerque, NM 87106
 Phone: (505) 924-2255
 Website: www.abqisotopes.com
 Email: info@abqisotopes.com
 Twitter: @abqtopes



Pedro Lopez

Affiliation Colorado Rockies (2015)

Front Office

President..... Ken Young
 Vice President/General Manager..... John Traub
 Director of Stadium Operations Bobby Atencio
 Travel Coordinator Ryan Maxwell
 Media Relations Manager Forest Stulting
 Baseball Information Coordinator..... Joe Traub
 Broadcaster..... Josh Suchon

Field Staff

Manager.....Pedro Lopez (3rd season, 1st as manager)
 Pitching Coach..... Chris Michalak (1st season)
 Hitting Coach.....Jordan Pacheco (2nd season)
 Bench CoachBobby Meacham (1st season)
 Athletic Trainer.....Hoshi Mizutani (3rd season)
 Physical Performance Coach..... Mason Rook (1st season)

Stadium Information

Stadium Name.....Rio Grande Credit Union Field at Isotopes Park
 Capacity.....16,000
 Year Opened2003
 Playing Surface.....Natural Grass
 Dimensions (in feet).....LF-340, CF-428, RF-340

Team Information

2022 Record 62-86 (5th, East Division)
 2022 Attendance 515,498 total (2nd)
 7,069 average (1st)

OKC vs. Isotopes All-Time Records (since 2003)

Overall..... 128-105
 @OKC 74-42
 @ABQ 54-63

**2023 Rockies Top 10 Prospects
 (Baseball America)**

1. Ezequiel Tovar, SS
2. Zac Veen, OF
3. Drew Romo, C
4. Adael Amador, SS
5. Gabriel Hughes, RHP
6. Benny Montgomery, OF
7. Warming Bernabel, 3B
8. Sterling Thompson, 3B/OF
9. Jordy Vargas, RHP
10. Jordan Beck, OF



2023 Schedule

OKC vs. ABQ (24 games)

(all times Central)

April 18	7:35 p.m.	@ABQ
April 19	7:05 p.m.	@ABQ
April 20	12:05 p.m.	@ABQ
April 21	7:35 p.m.	@ABQ
April 22	7:35 p.m.	@ABQ
April 23	2:35 p.m.	@ABQ
July 4	7:05 p.m.	@OKC
July 5	7:05 p.m.	@OKC
July 6	6:05 p.m.	@OKC
July 7	7:05 p.m.	@OKC
July 8	7:05 p.m.	@OKC
July 9	1:05 p.m.	@OKC
Aug. 22	7:05 p.m.	@OKC
Aug. 23	7:05 p.m.	@OKC
Aug. 24	7:05 p.m.	@OKC
Aug. 25	7:05 p.m.	@OKC
Aug. 26	7:05 p.m.	@OKC
Aug. 27	6:05 p.m.	@OKC
Sept. 19	7:35 p.m.	@ABQ
Sept. 20	7:05 p.m.	@ABQ
Sept. 21	12:05 p.m.	@ABQ
Sept. 22	7:35 p.m.	@ABQ
Sept. 23	7:35 p.m.	@ABQ
Sept. 24	2:35 p.m.	@ABQ

**2022 Results
 OKC (12) vs. ABQ (6)**

April 5	W, 3-2	@OKC
April 6	L, 6-5	@OKC
April 7	W, 3-2	@OKC
April 8	W, 8-3	@OKC
April 9	W, 12-5	@OKC
April 10	W, 12-6	@OKC
May 3	L, 5-4	@OKC
May 5	L, 5-4	@OKC
GM 2	W, 12-3	@OKC
May 6	W, 9-2	@OKC
May 7	W, 8-5	@OKC
May 8	L, 11-5	@OKC
Sept 14	L, 2-0	@ABQ
GM 2	L, 4-3	@ABQ
Sept. 15	W, 6-2	@ABQ
Sept. 16	W, 12-9	@ABQ
Sept. 17	W, 11-8	@ABQ
Sept. 18	W, 11-7	@ABQ



1 Ballpark Plaza
 El Paso, TX 79901
 Phone: (915) 533-2273
 Fax: (915) 242-2031
 Website: www.epchihuahuas.com
 Email: info@epchihuahuas.com
 Twitter: @epchihuahuas



Phillip Wellman

Affiliation San Diego Padres (2014)

Front Office

Owner/Chairman of the Board Paul Foster
 Owner/CEO/Vice Chairman Josh Hunt
 Owners Alejandra de la Vega Foster; Woody Hunt
 President Alan Ledford
 Senior Vice President and General Manager Brad Taylor
 Baseball Operations Coordinator Anthony Rifenburg
 Senior Director of Marketing and Communications Angela Olivas
 Senior Manager of Broadcast and Media Relations Tim Hagerty
 Media Relations Assistant Travis Leonardi

Field Staff

Manager Phillip Wellman (1st season)
 Pitching Coach Scott Mitchell (1st season)
 Assistant Pitching Coach Jimmy Jones (1st season)
 Hitting Coach Raul Padron (1st season)
 Bench Coach Brian Eposito (1st season)
 Athletic Trainer Josh DiLoreto (2nd season)
 Athletic Trainer Maritza Castro (2nd season)
 Strength Coach A.J. Russell (10th season)

Stadium Information

Stadium Name Southwest University Park
 Capacity 7,200
 Year Opened 2014
 Playing Surface Natural Grass
 Dimensions (in feet) LF-322; CF-406; RF-322

Team Information

2022 Record 85-65 (1st, East Divison)
 2022 Attendance 496,805 total (3rd)
 6,714 average (3nd)

OKC vs. Chihuahuas All-Time Records (since 2014)

Overall 41-33
 @OKC 19-13
 @ELP 22-20

2023 Padres Top 10 Prospects (Baseball America)

1. Jackson Merrill, SS
2. Dylan Lesko, RHP
3. Luis Campusano, C
4. Samuel Zavala, OF
5. Robby Snelling, LHP
6. Victor Lizarraga, RHP
7. Ethan Salas, C
8. Adam Mazur, RHP
9. Jay Groome, LHP
10. Eguy Rosario, 2B/3B



2023 Schedule

OKC vs. ELP (18 games)

(all times Central)

May 2	7:35 p.m.	@ELP
May 3	7:35 p.m.	@ELP
May 4	7:35 p.m.	@ELP
May 5	7:35 p.m.	@ELP
May 6	7:35 p.m.	@ELP
May 7	1:05 p.m.	@ELP
June 6	7:35 p.m.	@ELP
June 7	7:35 p.m.	@ELP
June 8	7:35 p.m.	@ELP
June 9	7:35 p.m.	@ELP
June 10	7:35 p.m.	@ELP
June 11	7:05 p.m.	@ELP
July 18	7:05 p.m.	@OKC
July 19	7:05 p.m.	@OKC
July 20	7:05 p.m.	@OKC
July 21	7:05 p.m.	@OKC
July 22	7:05 p.m.	@OKC
July 23	6:05 p.m.	@OKC

2022 Results

OKC (13) vs. ELP (14)

April 12	L, 13-11	@ELP
April 13	L, 4-3	@ELP
April 14	L, 7-5	@ELP
April 15	W, 5-1	@ELP
April 16	W, 8-4	@ELP
April 17	W, 10-1	@ELP
May 17	W, 13-5	@OKC
May 18	L, 9-1	@OKC
May 19	W, 4-3	@OKC
June 28	W, 6-3	@ELP
June 29	L, 14-3	@ELP
June 30	W, 7-2	@ELP
July 1	L, 8-11	@ELP
July 3	L, 18-5	@ELP
GM 2	L, 12-2	@ELP
Aug. 23	L, 7-3	@OKC
Aug. 24	W, 13-8	@OKC
Aug. 25	L, 5-3	@OKC
Aug. 26	W, 7-4	@OKC
Aug. 27	W, 9-8	@OKC
Aug. 28	W, 13-4	@OKC
Sept. 20	W, 16-1	@ELP
Sept. 21	L, 9-8	@ELP
Sept. 22	L, 3-2	@ELP
Sept. 23	L, 6-2	@ELP
Sept. 24	L, 3-2	@ELP
Sept. 25	W, 16-3	@ELP

LAS VEGAS AVIATORS



1650 S. Pavilion Center Dr.
 Las Vegas, NV 89135
 Phone: (702) 939-7200
 Website: www.aviatorslv.com
 Email: info@aviatorslv.com
 Twitter: @AviatorsLV



Fran Riordan

Affiliation Oakland Athletics (2019)

Front Office

Owner Summerlin LV Baseball Club LLC
 President/Chief Operations Officer Don Logan
 General Manager/VP of Sales and Marketing Chuck Johnson
 Director of Team Operations Steve Dwyer
 Media Relations Director Jim Gemma
 Director of Broadcasting Russ Langer
 Broadcasters Russ Langer; Matt Neverett

Field Staff

Manager Fran Riordan (6th season)
 Pitching Coach Bryan Corey (1st season)
 Hitting Coach Brian McArn (2nd season)
 Assistant Hitting Coach Todd Takayoshi (1st season)
 Athletic Trainer Shane Zdebiak (3rd season)
 Assistant Athletic Trainer Dave Comeau (1st season)
 Sport Performance Coach Matt Mosiman (2nd season)

Stadium Information

Stadium Name Las Vegas Ballpark
 Capacity 8,196
 Year Opened 2019
 Playing Surface Natural Grass
 Dimensions (in feet) LF-340; CF-415; RF-340

Team Information

2022 Record 71-79 (3rd, West Division)
 2022 Attendance 518,221 total (1st)
 6,910 average (2nd)

OKC vs. Aviators All-Time Records (since 1998)

Overall 54-66
 @OKC 26-33
 @LV 28-33

2023 Schedule
OKC vs. LV (12 games)
(all times Central)

April 4	9:05 p.m.	@LV
April 5	9:05 p.m.	@LV
April 6	9:05 p.m.	@LV
April 7	9:05 p.m.	@LV
April 8	9:05 p.m.	@LV
April 9	2:05 p.m.	@LV
June 20	7:05 p.m.	@OKC
June 21	7:05 p.m.	@OKC
June 22	7:05 p.m.	@OKC
June 23	7:05 p.m.	@OKC
June 24	7:05 p.m.	@OKC
June 25	2:05 p.m.	@OKC

2022 Results
OKC (2) vs. LV (4)

July 4	L, 12-4	@OKC
July 5	L, 8-3	@OKC
July 6	W, 10-7	@OKC
July 7	W, 11-2	@OKC
July 8	L, 10-3	@OKC
July 9	L, 4-3	@OKC

2023 Athletics Top 10 Prospects
(Baseball America)

1. Tyler Soderstrom, C/1B
2. Kyle Muller, LHP
3. Zack Gelof, 2B/3B
4. Mason Miller, RHP
5. Ken Waldichuk, LHP
6. Max Muncy, SS
7. Daniel Susac, C
8. Esteury Ruiz, OF
9. Lawrence Butler, OF/1B
10. Royber Salinas, RHP





250 Evans Ave.
 Reno, NV 89501
 Phone: 775-334-4700
 Website: www.renoaces.com
 Email: info@renoaces.com
 Twitter: @aces



Blake Lalli

Affiliation Arizona Diamondbacks (2009)

Front Office

Owner Herb Simon
 General Manager and Chief Operating Officer..... Chris Phillips
 Chief Commercial Officer Mike Murray
 Chief Financial Officer..... Stacey Bowman
 Vice President Marketing and Communications Vince Ruffino
 Communications Manager Adam Nichols
 Communications Coordinator Nash Walker
 Broadcaster Kevin DiDomenico

Field Staff

Manager Blake Lalli (2nd season)
 Pitching Coach Doug Drabek (2nd season)
 Pitching Coach Jeff Bajenaru (3rd season)
 Hitting Coach Mark Reed (2nd season)
 Hitting Coach Travis Denker (1st season)
 Athletic Trainer Damon Reel (1st season)
 Strength and Training Coach Nate Friedman (2nd season)

Stadium Information

Stadium Name Greater Nevada Field
 Capacity 9,154
 Year Opened 2009
 Playing Surface Natural Grass
 Dimensions (in feet) LF-338; LCF-410; RCF-424; RF-340

Team Information

2022 Record 85-63 (1st, West Division)
 2022 Attendance 336,079 total (9th)
 4,801 average (9th)

OKC vs. Aces All-Time Records (since 2009)

Overall..... 34-28
 @OKC 22-14
 @RNO 12-14

**2023 Diamondbacks Top 10 Prospects
 (Baseball America)**

1. Corbin Carroll, OF
2. Gabriel Moreno, C
3. Jordan Lawlar, SS
4. Druw Jones, OF
5. Brandon Pfaadt, RHP
6. Deyvison De Los Santos, 3B
7. Ryne Nelson, RHP
8. Drey Jameson, RHP
9. Blake Walston, LHP
10. Landon Sims, RHP



**2023 Schedule
 OKC vs. RNO (12 games)
 (all times Central)**


May 30	7:05 p.m.	@OKC
May 31	7:05 p.m.	@OKC
June 1	7:05 p.m.	@OKC
June 2	7:05 p.m.	@OKC
June 3	7:05 p.m.	@OKC
June 4	2:05 p.m.	@OKC
July 25	8:35 p.m.	@RNO
July 26	8:35 p.m.	@RNO
July 27	8:35 p.m.	@RNO
July 28	8:35 p.m.	@RNO
July 29	8:35 p.m.	@RNO
July 30	3:05 p.m.	@RNO

**2022 Results
 OKC (6) vs. RNO (6)**

May 24	W, 14-7	@OKC
May 26	L, 9-0	@OKC
GM 2	L, 4-2	@OKC
May 27	L, 3-2	@OKC
May 28	W, 9-2	@OKC
May 29	L, 10-6	@OKC
June 14	L, 9-3	@RNO
June 15	W, 8-3	@RNO
June 16	W, 12-8	@RNO
June 17	W, 12-7	@RNO
June 18	W, 7-0	@RNO
June 19	L, 10-6	@RNO



3400 E. Palm Valley Blvd.
 Round Rock, TX 78665
 Phone: (512) 255-2255
 Website: www.rrexpress.com
 Email: info@rrexpress.com
 Twitter: @rrexpress



Doug Davis

Affiliation Texas Rangers (2011-18; 2021)

Front Office

Owner Ryan Sanders Sports & Entertainment
 President Chris Almdarez
 General Manager Tim Jackson
 Manager, Public Relations/Communications Rylan Kobre
 Manager, Communications and Travel Aubrey Painter
 Coordinator, Baseball Operations Jackson Ryan
 Broadcaster Mike Capps

Field Staff

Manager Doug Davis (1st season)
 Pitching Coach Dave Borkowski (1st season)
 Hitting Coach Matt Lawson (2nd season)
 Bench Coach Chase Lambin (3rd season)
 Athletic Trainer Will Whitehead (1st season)
 Development Coach Josh Johnson (2nd season)
 Strength and Conditioning Coach Wade Lamont (3rd season)
 Data Apprentice Zach Stovall (2nd season)

Stadium Information

Stadium Name Dell Diamond
 Capacity 13,500
 Year Opened 2000
 Playing Surface Natural Grass
 Dimensions LF-330; CF-407; RF-325

Team Information

2022 Record 79-71 (3rd, East Division)
 2022 Attendance 412,988 total (5th)
 5,507 average (6th)

OKC vs. Express All-Time Records (since 2005)

Overall 162-135
 @OKC 75-67
 @RR 87-68

2023 Rangers Top 10 Prospects (Baseball America)

1. Evan Carter, OF
2. Owen White, RHP
3. Josh Jung, 3B
4. Luisangel Acuña, SS
5. Anthony Gutierrez, OF
6. Aaron Zavala, OF
7. Jack Leiter, RHP
8. Brock Porter, RHP
9. Dustin Harris, OF/1B
10. Kumar Rocker, RHP



2023 Schedule (18 games)

OKC vs. RR

(all times Central)

May 9	7:05 p.m.	@RR
May 10	7:05 p.m.	@RR
May 11	7:05 p.m.	@RR
May 12	7:05 p.m.	@RR
May 13	7:05 p.m.	@RR
May 14	1:05 p.m.	@RR
Aug. 1	7:05 p.m.	@OKC
Aug. 2	7:05 p.m.	@OKC
Aug. 3	7:05 p.m.	@OKC
Aug. 4	7:05 p.m.	@OKC
Aug. 5	7:05 p.m.	@OKC
Aug. 6	6:05 p.m.	@OKC
Aug. 29	7:05 p.m.	@OKC
Aug. 30	7:05 p.m.	@OKC
Aug. 31	7:05 p.m.	@OKC
Sept. 1	7:05 p.m.	@OKC
Sept. 2	7:05 p.m.	@OKC
Sept. 3	2:05 p.m.	@OKC

2022 Results

OKC (16) vs. RR (14)

May 10	L, 13-7	@RR
May 11	W, 13-4	@RR
May 12	W, 19-0	@RR
May 13	W, 4-5	@RR
May 15	W, 6-5	@RR
May 14	W, 5-1	@RR
May 15	W, 14-13	@RR
May 31	W, 8-0	@RR
June 1	W, 4-3	@RR
June 2	W, 6-7	@RR
June 3	W, 10-4	@RR
June 4	W, 5-2	@RR
June 5	W, 4-2	@RR
June 21	W, 7-1	@OKC
June 22	L, 1-0	@OKC
June 23	W, 6-5	@OKC
June 24	W, 4-5	@OKC
June 25	W, 8-3	@OKC
June 25	W, 8-3	@OKC
June 26	L, 6-1	@OKC
Aug. 9	L, 8-5	@OKC
Aug. 10	L, 5-2	@OKC
Aug. 11	L, 2-1	@OKC
Aug. 12	L, 1-5	@OKC
Aug. 13	W, 9-5	@OKC
Aug. 13	W, 2-3	@OKC
Aug. 14	W, 20-3	@OKC
Aug. 30	W, 17-8	@OKC
Aug. 31	L, 7-6	@RR
Sept. 1	L, 2-0	@RR
Sept. 1	L, 5-0	@RR
Sept. 1	L, 8-7	@RR
Sept. 4	W, 5-3	@RR



400 Ballpark Dr.
West Sacramento, CA 95691
Phone: (916) 376-4722
Website: www.rivercats.com
Email: reception@rivercats.com
Twitter: @rivercats



Dave Brundage

Affiliation San Francisco Giants (2015)

Front Office

CEO/Majority Owner Vivek Ranadive
President/COO/GM Chip Maxson
Executive Vice President, Finance Maddie Strika
Media and Baseball Operations Coordinator Matthew Grone
Broadcaster Zack Bayrouty

Field Staff

Manager Dave Brundage (7th season)
Pitching Coach Garvin Alston (3rd season)
Hitting Coach Damon Minor (8th season)
Fundamentals Coach Jolbert Cabrera (4th season)
Assistant Hitting Coach Robbie Robinson (1st season)
Athletic Trainer David Getsoff (4th season)
Athletic Trainer Brian Reinker (2nd season)
Strength and Conditioning Coach Eric Wood (2nd season)

Stadium Information

Stadium Name Sutter Health Park
Capacity 14,014
Year Opened 2000
Playing Surface Natural Grass
Dimensions (in feet) LF-330; CF-403; RF-325

Team Information

2022 Record 65-83 (5th, West Division)
2022 Attendance 372,769 total (7th)
4,970 average (8th)

OKC vs. River Cats All-Time Records (since 2000)

Overall 48-52
@OKC 24-27
@SAC 24-25

2023 Schedule (15 games)

OKC vs. SAC

(all times Central)

April 25	6:05 p.m.	@OKC
April 26	11:05 a.m.	@OKC
April 27	7:05 p.m.	@OKC
April 28	7:05 p.m.	@OKC
April 29	7:05 p.m.	@OKC
April 30	2:05 p.m.	@OKC
May 23	8:45 p.m.	@SAC
May 24	8:45 p.m.	@SAC
May 25	8:45 p.m.	@SAC
May 26	8:45 p.m.	@SAC
May 27	8:37 p.m.	@SAC
May 28	3:05 p.m.	@SAC
July 14	8:45 p.m.	@SAC
July 15	8:37 p.m.	@SAC
July 16	3:05 p.m.	@SAC

2022 Results

OKC (6) vs. SAC (3)

April 19	W, 10-4	@SAC
April 20	W, 9-8	@SAC
April 21	L, 8-3	@SAC
April 22	W, 1-0	@SAC
April 23	L, 12-1	@SAC
April 24	L, 2-1	@SAC
July 22	W, 10-4	@OKC
July 23	W, 8-4	@OKC
July 24	W, 12-3	@OKC

2023 Giants Top 10 Prospects

(Baseball America)

1. Marco Luciano, SS
2. Kyle Harrison, LHP
3. Casey Schmitt, 3B
4. Grant McCray, OF
5. Luis Matos, OF
6. Vaun Brown, OF
7. Aeverson Arteaga, SS
8. Carson Whisenhunt, LHP
9. Mason Black, RHP
10. Eric Silva, RHP





77 W. 1300 S.
Salt Lake City, UT 84115
Phone: (801) 808-7814
Website: www.slbees.com
Email: info@slbees.com
Twitter: @SaltLakeBees



Keith Johnson

Affiliation Los Angeles Angels (2001)

Front Office

Owner Gail Miller
President/General Manager Marc Amicone
Assistant General Manager Bryan Kinneberg
Communications Director Kraig Williams
Broadcaster Steve Klauke

Field Staff

Manager Keith Johnson (8th season)
Pitching Coach Darrin Ebert (1st season)
Hitting Coach Joel Chimelis (1st season)
Coach Jack Santora (1st season)
Trainer Jonathan Fierro (3rd season)
Strength and Conditioning Coach Henry Aleck (1st season)
Game Planning Strategist Andrew Hansford (1st season)

Stadium Information

Stadium Name Smith's Ballpark
Capacity 14,511
Year Opened 1994
Playing Surface Natural Grass
Dimensions LF-345; CF-420; RF-315

Team Information

2022 Record 70-80 (4th, West Division)
2022 Attendance 434,616 total (4th)
5,873 average (4th)

OKC vs. Bees All-Time Records (since 1998)

Overall 67-59
@OKC 36-27
@SL 31-32

2023 Angels Top 10 Prospects (Baseball America)

1. Logan O'Hoppe, C
2. Zach Neto, SS
3. Chase Silseth, RHP
4. Edgar Quero, C
5. Ky Bush, LHP
6. Denzer Guzman, SS
7. Sam Bachman, RHP
8. Werner Blakely, 3B
9. Nelson Rada, OF
10. Ben Joyce, RHP



2023 Schedule (12 games) OKC vs. SL

(all times Central)

June 13	7:05 p.m.	@OKC
June 14	12:05 p.m.	@OKC
June 15	7:05 p.m.	@OKC
June 16	7:05 p.m.	@OKC
June 17	7:05 p.m.	@OKC
June 18	2:05 p.m.	@OKC
Aug. 15	7:35 p.m.	@SL
Aug. 16	7:35 p.m.	@SL
Aug. 17	7:35 p.m.	@SL
Aug. 18	7:35 p.m.	@SL
Aug. 19	7:35 p.m.	@SL
Aug. 20	2:05 p.m.	@SL

2022 Results OKC (8) vs. SL (4)

June 10	L, 5-3	@OKC
June 11	W, 10-9	@OKC
June 12	W, 8-3	@OKC
Aug. 2	W, 2-1	@SL
Aug. 3	W, 6-1	@SL
Aug. 4	L, 8-7	@SL
Aug. 5	W, 13-0	@SL
Aug. 6	L, 4-3	@SL
Aug. 7	L, 12-1	@SL
Sept. 26	W, 5-1	@OKC
Sept. 27	W, 3-1	@OKC
Sept. 28	W, 3-2	@OKC



1 Stadium Dr.
 Sugar Land, TX 77498
 Phone: (281) 240-4498
 Website: www.slspacedcowboys.com
 Email: info@slspacedcowboys.com
 Twitter: @SLSpaceCowboys



Mickey Storey

AffiliationHouston Astros (2021)

Front Office

Owner Jim Crane
 General Manager Tyler Stamm
 Senior VP of Affiliate Business Operations Creighton Kahoalii
 Vice President of Affiliate Operations Thomas Bell
 Media Relations Manager & Broadcaster Garrett Greene

Field Staff

Manager Mickey Storey (3rd season)
 Pitching Coach Erick Abreu (3rd season)
 Hitting Coach Rafael Peña (2nd season)
 Development Coach Wladimir Sutil (2nd season)
 Athletic Trainer Brandon Zumbach (2nd season)
 Strength Coach Zach Reding (2nd season)

Stadium Information

Stadium Name Contellation Field
 Capacity 7,500
 Year Opened 2012
 Playing Surface Natural Grass
 Dimensions LF-325; CF-405; RF-323

Team Information

2022 Record 73-75 (4th, East Division)
 2022 Attendance 285,827 total (10th)
 3,970 average (10th)

OKC vs. Space Cowboys All-Time Records (since 2021)

Overall 28-20
 @OKC 17-10
 @SUG 11-10

**2023 Astros Top 10 Prospects
 (Baseball America)**

1. Hunter Brown, RHP
2. Yainer Diaz, C
3. Drew Gilbert, OF
4. Jacob Melton, OF
5. David Hensley, SS/3B
6. Pedro Leon, OF
7. Korey Lee, C
8. Spencer Arrighetti, RHP
9. Justin Dirden, OF
10. Miguel Ullola, RHP



2023 Schedule (24 games)

OKC vs. SUG

(all times Central)

April 11	6:05 p.m.	@OKC
April 12	11:05 a.m.	@OKC
April 13	7:05 p.m.	@OKC
April 14	7:05 p.m.	@OKC
April 15	7:05 p.m.	@OKC
April 16	2:05 p.m.	@OKC
May 16	7:05 p.m.	@OKC
May 17	7:05 p.m.	@OKC
May 18	7:05 p.m.	@OKC
May 19	7:05 p.m.	@OKC
May 20	7:05 p.m.	@OKC
May 21	2:05 p.m.	@OKC
June 28	7:05 p.m.	@SUG
June 29	7:05 p.m.	@SUG
June 30	7:05 p.m.	@SUG
July 1	7:05 p.m.	@SUG
July 2	6:05 p.m.	@SUG
July 3	6:35 p.m.	@SUG
Sept. 5	6:35 p.m.	@SUG
Sept. 6	6:35 p.m.	@SUG
Sept. 7	6:35 p.m.	@SUG
Sept. 8	7:05 p.m.	@SUG
Sept. 9	6:05 p.m.	@SUG
Sept. 10	2:05 p.m.	@SUG


2022 Results

OKC (16) vs. SUG (8)

April 26	L, 7-4	@OKC
April 27	W, 6-2	@OKC
April 28	L, 8-4	@OKC
April 29	W, 3-2	@OKC
April 30	W, 7-1	@OKC
May 1	W, 15-10	@OKC
May 20	L, 6-2	@SUG
May 21	W, 3-2	@SUG
May 22	W, 7-2	@SUG
June 7	W, 6-4	@OKC
June 8	W, 9-8	@OKC
June 9	W, 6-1	@OKC
July 26	W, 5-4	@OKC
July 27	W, 6-3	@OKC
July 28	L, 12-7	@OKC
July 29	W, 3-2	@OKC
July 30	L, 6-0	@OKC
July 31	W, 5-4	@OKC
Aug. 16	L, 8-7	@SUG
Aug. 17	W, 2-1	@SUG
Aug. 19	W, 4-1	@SUG
GM 2	L, 21-4	@SUG
Aug. 20	W, 13-5	@SUG
Aug. 21	L, 5-4	@SUG



2502 S. Tyler St.
Tacoma, WA 98405
Phone: (253) 752-7707
Website: www.tacomarainiers.com
Twitter: @RainiersLand



John Russell

Affiliation Seattle Mariners (1995)

Front Office

Owner Mikal Thomsen
President/General Manager..... Aaron Artman
Chief Financial Officer Brian Coombe
Director of Media Relations & Baseball Information..Paul Braverman
Broadcaster Mike Curto

Field Staff

Manager John Russell (1st season)
Pitching Coach..... Jairo Cuevas (1st season)
Hitting Coach Brad Marcelino (2nd season)
Infield/Base Running Coach..... Eric Farris (1st season)
Strength and Conditioning Coach..... Michael Sadler (2nd season)
Athletic Trainer Aric Quinney (1st season)

Stadium Information

Stadium Name Cheney Stadium
Capacity 6,500
Year Opened 1960 (renovated 2011)
Playing Surface Natural Grass
Dimensions (in feet) LF-325; CF-425; RF-325

Team Information

2022 Record 72-78 (2nd, West Division)
2022 Attendance 366,469 total (8th)
..... 5,020 average (7th)

OKC vs. Rainiers All-Time Records (since 1998)

Overall:..... 56-57
@OKC: 34-23
@TAC: 22-34

**2023 Schedule
(15 games)
OKC vs. TAC
(all times Central)**

Mar. 31	7:05 p.m.	@OKC
April 1	7:05 p.m.	@OKC
April 2	2:05 p.m.	@OKC
Aug. 8	2:05 p.m.	@TAC
Aug. 9	9:05 p.m.	@TAC
Aug. 10	9:05 p.m.	@TAC
Aug. 11	9:05 p.m.	@TAC
Aug. 12	8:05 p.m.	@TAC
Aug. 13	3:35 p.m.	@TAC
Sept. 12	7:05 p.m.	@OKC
Sept. 13	12:05 p.m.	@OKC
Sept. 14	7:05 p.m.	@OKC
Sept. 15	7:05 p.m.	@OKC
Sept. 16	7:05 p.m.	@OKC
Sept. 17	2:05 p.m.	@OKC

**2022 Results
OKC (5) vs. TAC (7)**

July 12	W, 15-4	@TAC
July 13	W, 8-1	@TAC
July 14	L, 8-5	@TAC
July 15	L, 7-3	@TAC
July 16	W, 8-4	@TAC
July 17	L, 6-3	@TAC
Sept. 6	L, 7-3	@OKC
Sept. 7	L, 6-1	@OKC
Sept. 8	W, 5-4	@OKC
Sept. 9	L, 6-3	@OKC
Sept. 10	L, 4-3	@OKC
Sept. 11	W, 20-5	@OKC

**2023 Mariners Top 10 Prospects
(Baseball America)**

1. Harry Ford, C
2. Cole Young, SS
3. Bryce Miller, RHP
4. Gabriel Gonzalez, OF
5. Emerson Hancock, RHP
6. Taylor Dollard, RHP
7. Bryan Woo, RHP
8. Michael Arroyo, SS
9. Tyler Locklear, 3B
10. Felin Celesten, SS



Los Angeles Dodgers Organization



Los Angeles Dodgers

Executive Office

Owner and Chairman	Mark Walter
Owners	Earvin "Magic" Johnson; Todd Boehly; Robert "Bobby" Patton, Jr.; Peter Guber
Owners	Billy Jean King; Ilana Kloss; Robert Plummer; Alan Smolinisky
President and CEO	Stan Kasten

Baseball Operations/Scouting

President, Baseball Operations	Andrew Friedman
Executive Vice President and General Manager	Brandon Gomes
Senior Vice President, Baseball Operations	Josh Byrnes
Vice President and Assistant General Manager	Jeffrey Kingston
Vice President and Assistant General Manager	Alex Slater
Vice President, Assistant General Manager and Baseball Legal Counsel	Damon Jones
Vice President, Scouting	David Finley
Vice President, Amateur Scouting	Billy Gasparino
Vice President, International Scouting	Ismael Cruz
Vice President, Player Personnel	Galen Carr
Vice President, Player Performance	Brandon McDaniel

Dodgers Player Development

Director, Player Development	Will Rhymes
Assistant Director, Player Development	Matt McGrath
Senior Manager, Education and Learning	Cathy Lara
Manager, Minor League Administration	Juliana Ortega
Manager, Player Development	Andrea LaPointe
Coordinator, Staff Development and Recruitment	Chase Aldridge
Coordinator, Player Development	James Weibrenner
Assistant, Player Development	Adriana Urzua

Roving Staff

Director, Pitching	Rob Hill
Field Coordinator	Shaun Larkin
Assistant Field Coordinator	Austin Chubb
Latin America Field Coordinator	Keyter Collado
Hitting Coordinators	Jeff Salazar; Brett Pill; Tim Laker
Latin America Hitting Coordinator	Carlos Asuaje
Pitching Coordinator	Don Alexander
Latin America Pitching Coordinator	Luis Meza
Pitching Performance Coordinator	Ian Walsh
Coordinator, Pitching Analytics	Brent Minta
Rehab Coordinator	Ezra Bye
Outfield and Baserunning Coordinator	Jason Bourgeois
Catching Coordinator	Rocky Gale
Director, Strong Mind Cultural Development	Leo Ruiz
Strong Mind Coordinator	AJ LaLonde
Coach, Strong Mind	Adam Law
Special Assistants	Dontrelle Willis; Charlie Hough; Tyson Ross; Joel Peralta; Placido Polanco

Major League Field Staff

Manager	Dave Roberts
Hitting Coaches	Aaron Bates; Robert Van Scoyoc
Pitching Coach	Mark Prior
Bench Coach	Danny Lehmann
First Base Coach	Clayton McCullough
Third Base Coach	Dino Ebel
Bullpen Coach	Josh Bard
Major League Field Coordinator	Bob Geren
Assistant Pitching Coach	Connor McGuinness
Bullpen Catcher	Steve Cilladi

Baseball America 2023 Preseason

Top 10 Los Angeles Dodgers Prospects:

1. Diego Cartaya, C
2. Bobby Miller, RHP
3. Miguel Vargas, 3B
4. Michael Busch, 2B
5. Ryan Pepiot, RHP
6. Gavin Stone, RHP
7. Andy Pages, OF
8. Dalton Rushing, C
9. Nick Nastrini, RHP
10. James Outman, OF



2023 Dodgers Minor League System Rankings:

The Athletic — First
 Bleacher Report — First
 MLB Pipeline — Second
 Baseball America — Third
 ESPN — Sixth

Tulsa Drillers | Double-A | Texas League



Affiliate since: 2015 | **2022 record:** 69-67 (Won first-half title)

ONEOK Field

201 N. Elgin Ave.
Tulsa, OK 74120
(918) 744-5998
President/GM: Mike Melega

Field Staff

Manager: Scott Hennessey
Pitching Coaches: Ryan Dennick/Durin O'Linger
Hitting Coach: Lou Iannotti
Bench Coach: Juan Apodaca

Great Lakes Loons | High-A | Midwest League



Affiliate since: 2007 | **2022 record:** 76-55 (Won first-half title)

Dow Diamond

825 E. Main St.
Midland, MI 48640
(989) 837-2255
President/GM: Chris Mundhenk

Field Staff

Manager: Daniel Nava
Pitching Coaches: David Anderson/
Richard De Los Santos
Hitting Coach: O'Koyea Dickson
Bench Coach: Elian Herrera

Rancho Cucamonga Quakes | Single-A | California League



Affiliate since: 2011 | **2022 record:** 68-64

LoanMart Field

8408 Rochester Ave.
Rancho Cucamonga, CA 91730
(909) 481-5000
President: Brent Miles
VP/GM: Grant Riddle

Field Staff

Manager: John Shoemaker
Pitching Coaches: Ramon Troncoso/Sean Coyne
Hitting Coach: Dylan Nasiatka
Bench Coach/Hitting Coach: Ronny Paulino

AZL Dodgers | Rookie - Arizona Complex League

2022 record: 25-29



Camelback Ranch

10712 W. Camelback Rd.
Glendale, AZ 85037
(623) 302-5000

Field Staff

Manager: Jair Fernandez
Pitching Coaches: Andres Urbina/Luis Vasquez
Hitting Coaches: Danny Dorn/Blake Gailen/
Johermyn Chavez
Coach Coach: Johan Garcia
Coaches: Fumi Ishibashi/Zoe Hicks

DSL Dodgers | Rookie - Dominican Summer League

2022 records: 37-22 (Mega) | 34-25 (Bautista)



Campo Las Palmas

Carretera de Guerra, KM 23 1/2
Santo Domingo, DR
(809) 526-5249

Field Staff

Managers: Cordell Hipolito/Dunior Zerpa
Pitching Coaches: Raidel Chacon/Hector Rodriguez/
Eduardo Dominguez/Roberto Giron
Hitting Coaches: Sergio Mendez/Juan Diaz
Latin America Defensive Coordinator: Pedro Mega
Sr. Advisor, Campo Las Palmas: Antonio Bautista
Coach: Leury Bonilla

LOS ANGELES DODGERS ALL-TIME MINOR LEAGUE RECORDS (through 2020)

Batting Records - Career

Games: 1,252 - Norm Larker (1949-57)
 At-Bats: 4,571 - Norm Larker (1949-57)
 Runs: 740 - Norm Larker (1949-57)
 Hits: 1,362 - Norm Larker (1949-57)
 Doubles: 271 - Norm Larker (1949-57)
 Triples: 74 - Bert Hamric (1949-47) and Charlie Neal (1950-55)
 Home Runs: 208 - Jim Gentile (1952-59)
 RBI: 681 - Norm Larker (1949-57)
 Stolen Bases: 304 - Wayne Kirby (1983-90)

Batting Records - Single Season

Batting Average: .436 - Fran Bonair (1957, Reno)
 Games: 147 - Tom Pacionek (1972, Albuquerque)
 At-Bats: 637 - Jasper Spears (1955, St. Paul)
 Runs: 162 - Tom Humber (1947, Great Falls)
 Hits: 216 - Willie Davis (1960, Spokane)
 Doubles: 54 - Delwyn Young (2007, Las Vegas)
 Triples: 26 - Willie Davis (1960, Spokane)
 Home Runs: 44 - Greg Brock (1982, Albuquerque);
 Phil Hiatt (2001, Las Vegas)
 RBI: 153 - William Gabler (1951, Santa Barbara)
 Slugging Percentage: .727 - Phil Hiatt (2001, Las Vegas)
 On-Base Percentage: .535 - Ray Perry (1954, Bakersfield)

Batting Records - Single Season, Cont.

Stolen Bases: 120 - Alan Wiggins (1980, Lodi)
 Walks: 184 - Ray Perry (1954, Bakersfield)

Pitching Records - Career

Games: 328 - Jose Garcia
 Innings: 1,837.0 - Bill Harris (1951-62)
 Wins: 133 - Bill Harris (1951-62)
 Losses: 97 - Bill Harris (1951-62)
 Strikeouts: 1,029 - Bill Harris (1951-62)

Pitching Records - Single Season

Games: 75 - Dan Ricabal (1997, Vero Beach)
 Games Started: 34 - Ralph Mauriello (1955, Mobile)
 Complete Games: 29 - Bill Harris (1952, Miami)
 Wins: 26 - Larence Manier (1951, Great Falls)
 Losses: 18 - Jack Banta (1945, Montreal)
 Winning Percentage: .909 - Geoff Zahn (1972, Albuquerque);
 Ken Howell (1988, Albuquerque)
 Earned Run Average: 1.42 - John Van Cuyk (1946, Ft. Worth)
 Innings: 294.0 - Bill Harris (1952, Miami)
 Strikeouts: 301 - Stan Williams (1955, Newport)
 Saves: 34 - Joe Jacobsen (1995, Vero Beach)
 Shutouts: 6 - Five Pitchers Tied

BRANCH RICKEY MINOR LEAGUE PLAYER AND PITCHER OF YEAR

Year Player of the Year

1989 Mike Huff, Albuquerque (OF)
 1990 Henry Rodriguez, San Antonio (OF)
 1991 Eric Karros, Albuquerque (IF)
 1992 Mike Piazza, San Antonio/Albuquerque (C)
 1993 Billy Ashley, Albuquerque (OF)
 1994 Billy Ashley, Albuquerque (OF)
 1995 Adam Riggs, San Bernardino (IF)
 1996 Paul Konerko, San Antonio/Albuquerque (IF)
 1997 Paul Konerko, Albuquerque (IF)
 1998 Angel Peña, San Antonio (C)
 1999 Chin-Feng Chen, San Bernardino (OF)
 2000 Joe Thurston, San Bernardino (IF)
 2001 Phil Hiatt, Las Vegas (IF)
 2002 Joe Thurston, Las Vegas (IF)
 2003 Franklin Gutierrez, Vero Beach/Jacksonville (OF)
 2004 Joel Guzman, Vero Beach/Jacksonville (OF)
 2005 Andy LaRoche, Vero Beach/Jacksonville (IF)
 2006 James Loney, Las Vegas (IF)
 2007 Chin-Lung Hu, Jacksonville/Las Vegas (IF)
 2008 Ivan DeJesus, Jr., Jacksonville (IF)
 2009 Dee Gordon, Great Lakes (IF)
 2010 Jerry Sands, Great Lakes/Chattanooga (IF/OF)
 2011 Scott Van Slyke, Chattanooga (IF/OF)
 2012 Joc Pederson, Rancho Cucamonga (OF)
 2013 Scott Schebler, Rancho Cucamonga (OF)
 2014 Joc Pederson, Albuquerque (OF)
 Corey Seager, Rancho Cucamonga/Chattanooga (IF)
 2015 Alex Verdugo, Great Lakes/Rancho Cucamonga (OF)
 2016 Edwin Rios, Great Lakes/Rancho Cucamonga/Tulsa (IF)
 2017 Keibert Ruiz, Great Lakes, Rancho Cucamonga (C)
 2018 Gavin Lux, Rancho Cucamonga/Tulsa (IF)
 2019 Gavin Lux, Tulsa/Oklahoma City/Los Angeles (IF)
 2020 Miguel Vargas, Great Lakes/Tulsa (IF)
 2022 Diego Cartaya, Rancho Cucamonga/Great Lakes (C)

Pitcher of the Year

Jim Poole, Vero Beach (LHP)
 Jamie McAndrew, Bakersfield/San Antonio (RHP)
 Pedro Martinez, San Antonio/Albuquerque (RHP)
 Todd Williams, Bakersfield/San Antonio (RHP)
 Kip Gross, Albuquerque (RHP)
 Greg Hansel, Albuquerque (RHP)
 Gary Rath, San Antonio/Albuquerque (LHP)
 Billy Neal, Vero Beach (RHP)
 Dennys Reyes, San Antonio/Albuquerque (LHP)
 Luke Prokopec, San Bernardino/San Antonio (RHP)
 Eric Gagné, San Antonio (RHP)
 Carlos Garcia, San Bernardino (RHP)
 Ricardo Rodriguez, Vero Beach (LHP)
 Edwin Jackson, South Georgia (RHP)
 Greg Miller, Vero Beach/Jacksonville (LHP)
 Chad Billingsley, Vero Beach/Jacksonville (RHP)
 Chad Billingsley, Jacksonville (RHP)
 Mark Alexander, Jacksonville/Las Vegas (RHP)
 James McDonald, Inland Empire/Jacksonville (RHP)
 James McDonald, Jacksonville/Los Angeles (RHP)
 Scott Elbert, Chattanooga/Albuquerque/Los Angeles (LHP)
 Rubby De La Rosa, Great Lakes/Chattanooga (RHP)
 Shawn Tolleson, Great Lakes/Rancho Cucamonga/Chattanooga (RHP)
 John Ely, Albuquerque (RHP)
 Zach Lee, Chattanooga (RHP)
 Julio Urias, Rancho Cucamonga (LHP)
 Zach Lee, Oklahoma City/Los Angeles (RHP)
 Brock Stewart, Rancho Cucamonga/Tulsa/OKC/Los Angeles (RHP)
 Walker Buehler, Rancho Cucamonga/Tulsa/OKC/Los Angeles (RHP)
 Tony Gonsolin, Rancho Cucamonga/Tulsa (RHP)
 Josiah Gray, Great Lakes/Rancho Cucamonga/Tulsa (RHP)
 Hyun-Il Choi, Rancho Cucamonga/Great Lakes (RHP)
 Gavin Stone, Great Lakes/Tulsa/OKC (RHP)

DODGERS PROSPECTS APPEARING IN ALL-STAR FUTURES GAME

1999: OF Chin-Feng Chen (World), RHP Luke Prokopec (World)
 2000: OF Chin-Feng Chen (World), Randy Dorame (World)
 2001: RHP Ricardo Rodriguez (World)
 2002: IF Victor Diaz (World), RHP Ricardo Rodriguez (World)
 2003: OF Franklin Gutierrez (World), RHP Edwin Jackson (US)
 2004: IF Joel Guzman (World), C Koyie Hill (US)
 2005: IF Andy LaRoche (US), C Russell Martin (World)
 2006: IF Joel Guzman (World), IF Chin-Lung Hu (World)
 2007: IF Chin-Lung Hu (World)*, LHP Clayton Kershaw (US)
 2008: IF Ivan DeJesus Jr. (World)
 2009: IF Pedro Baez (World)
 2010: IF Pedro Baez (World), IF Dee Gordon (US)
 * Futures Game MVP

2011: OF Alfredo Silverio (World)
 2012: LHP Chris Reed (World)
 2013: OF Joc Pederson (US)
 2014: IF Corey Seager (US), LHP Julio Urias (World)
 2015: C Kyle Farmer (US), RHP Juan Gonzalez (World)
 2016: INF Willie Calhoun (US), RHP Jharel Cotton (World)
 2017: OF Alex Verdugo (World), RHP Yadier Alvarez (World)
 2018: C Keibert Ruiz (World), OF Yussniel Diaz (World)
 2019: IF Gavin Lux (US), RHP Dustin May (US)
 2021: IF Michael Busch (NL), Andre Jackson (NL)
 2022: C Diego Cartaya (NL), RHP Bobby Miller (NL), IF Miguel Vargas (NL)



2023 HOME/AWAY SCHEDULE

Current as of 12/19/22

MARCH/APRIL

SUN	MON	TUES	WED	THURS	FRI	SAT
			30	ARI	ARI	1
2	ARI	COL	COL	ARI	ARI	ARI
9	ARI	SF	SF	CHC	CHC	15
16	CHC	NYM	NYM	CHC	CHC	22
23	CHC	PIT	PIT	PIT	PIT	28
30	STL					

MAY

SUN	MON	TUES	WED	THURS	FRI	SAT
	1	PHI	PHI	4	5	6
7	SD	MIL	MIL	11	12	SD
14	SD	MIN	MIN	18	19	20
21	STL	ATL	ATL	25	26	27
28	TB	WSH	WSH	31	TB	TB

JUNE

SUN	MON	TUES	WED	THURS	FRI	SAT
				1	2	3
4	NYT	CIN	CIN	8	9	PHI
11	PHI	CWS	CWS	15	16	17
18	SF	LAZ	LAZ	22	23	24
25	HOU	COL	COL	29	30	KC

JULY

SUN	MON	TUES	WED	THURS	FRI	SAT
						1
2	KC	PIT	PIT	6	PIT	LAA
9			11 ASD	12	13	14
16	NYM	BAL	BAL	20	21	22
23	TEX	TOR	TOR	28	29	CIN
30	CIN					

AUGUST

SUN	MON	TUES	WED	THURS	FRI	SAT
6	SD	ARI	ARI	10	11	12
13	COL	MIL	MIL	17	18	19
20	MIA	CLE	CLE	24	25	26
27	BOS	ARI	ARI	30	31	ATL

SEPTEMBER/OCTOBER

SUN	MON	TUES	WED	THURS	FRI	SAT
3	ATL	MIA	MIA	7	8	9
10	WSH	SD	SD	14	15	16
17	SEA	DET	DET	21	22	23
24	SF	COL	COL	27	28	29
1	SF					

Home	Away	Off
------	------	-----

Schedule is preliminary. Dates and opponents are subject to change.





Director of Communications and Broadcasting

Alex Freedman
Office: (405) 218-2126 / Cell: (314) 852-9555
alex.freedman@okcdodgers.com



Communications Manager

Lisa Johnson
Office: (405) 218-2143 / Cell: (515) 371-0294
lisa.johnson@okcdodgers.com

All media will be required to adhere to the following local, Major League Baseball and Minor League Baseball procedures upon entering Chickasaw Bricktown Ballpark and while covering the OKC Dodgers during the 2023 season.

CREDENTIALS MUST BE DISPLAYED IN A VISIBLE MANNER AT ALL TIMES.

CREDENTIALS ARE A REVOCABLE LICENSE AND MAY BE REVOKED AT ANY TIME WITHOUT CAUSE.

Limited OKC Dodgers season credentials will be issued to select, legitimate news-gathering agencies that cover the Dodgers on a regular basis.

Limited daily gameday credentials will be issued to approved media members who do not qualify for season credentials and who meet Minor League Baseball's policies for media access.

Requests for daily credentials and credentialed media workspace must be requested online at okcdodgers.com/pressbox at least 24 hours in advance and include signed acceptance of Minor League Baseball's 2023 Credential Agreement.

The Dodgers cannot issue a credential until the MiLB agreement form has been signed and completed.

Additional Info/Reminders:

- Credentials permit access to the Volney Meece Memorial Press Box, camera wells, the field pregame (prior approval required) and the Joe Carter Parking Lot.
- Credentialed media are prohibited from requesting autographs.
- Credentials are not transferable and no guests, spouses or children of media members will be issued passes.
- Credential bearer assumes all risks incidental to the game of baseball, whether occurring prior to, during or after the game, including but not limited to the risk of being injured by or in connection with any thrown bat or thrown or batted ball. Bearer agrees that the Oklahoma City Dodgers, its agents and affiliates, are not liable for resulting injuries.
- Credential bearer grants the Oklahoma City Dodgers and its designees unrestricted right to use holder's name, voice, image and likeness in any recording taken at the game, for any purpose and in any media known or subsequently developed.

LOS ANGELES DODGERS MEDIA CONTACT INFORMATION



Dodger Stadium: 1000 Vin Scully Ave., Los Angeles, CA 90012

Dodgers Main: (323) 224-1507
Communications: (323) 224-1301

Senior Director of Public Relations Joe Jareck
Director of Player Relations Juan Dorado
Manager of Public Relations and Broadcasting Ally Salvage



Covering the Oklahoma City Dodgers:

Credential Pickup: Credentials can be picked up at the ticket office located on the west side of Chickasaw Bricktown Ballpark along South Mickey Mantle Drive typically starting four hours before first pitch. Please bring a photo I.D. to pick up your credential. Please submit your MiLB Credential Agreement form by email prior to arriving at the ballpark. Instead, you may bring a printed and completed copy of the form with you to the ticket office or fill out a copy of the agreement at the ticket window when you arrive.

Parking: Parking will be available in the Joe Carter Lot located at the northeast corner of Joe Carter and Reno Avenues east of Chickasaw Bricktown Ballpark. Please show your credential for admittance into the lot.

Entrance: If arriving at the ballpark prior to gates open (one hour prior to first pitch), please use the first base gate on the south side of the ballpark along Reno Ave. If arriving after gates open, use any open gate. Allow bags and equipment to be searched as requested by ballpark security officials.

Volney Meece Memorial Press Box: The press box is located on the third floor of the ballpark and is accessible from the elevators and stairs near the first and third base entrances to the suites. Proper credentials are required for admittance. Please submit requests for reserved workspace in advance.

Interviews and Team Access: Credentialed media may have player/coach access on the field for interviews during batting practice, pregame and postgame. Please contact OKC Dodgers Communications to help coordinate with the team's daily schedule. As of this writing, proof of COVID-19 vaccination will not be required to gain access to members of the team.

Photographers/Videographers: Limited space is available at field level, as each camera well on the outfield side of each dugout is occupied by in-house television and staff photographers. Photographers are also allowed to shoot from the platforms near the elevators on the second or third levels or from the outfield lawn seating area. Please contact OKC Dodgers communications if additional access is needed.

Meals: A buffet-style meal will be served in the press box starting two hours prior to first pitch and will be available until first pitch. A soda machine will be available in the press box throughout the game.

Game Information: Daily game information – such as game notes, stats, rosters, and lineups – can be accessed online at okcdodgers.com/pressbox. Limited printed rosters and lineups will be available in the press box.

Wi-Fi: Wireless internet access is available. Contact Dodgers Communications for details.

On the Web and Social Media: The official website of the Dodgers is www.okcdodgers.com. The site is updated frequently with news, statistics, feature stories and other information. The Dodgers are actively involved in communicating with their fans and followers through various social media platforms, including Facebook ([facebook.com/okcdodgers](https://www.facebook.com/okcdodgers)), Twitter ([@okc_dodgers](https://twitter.com/okc_dodgers)), Instagram ([@okc_dodgers](https://www.instagram.com/okc_dodgers)) and TikTok ([@okc_dodgers](https://www.tiktok.com/@okc_dodgers)). Additional features and news about the organization are available in the online publication *Beyond the Bricks* (www.medium.com/beyond-the-bricks).



Bally LIVE



Listen to the “Voice of the Dodgers” Alex Freedman and hear all of the Oklahoma City Dodgers’ 150 Pacific Coast League games broadcast live on AM 1340 The Game, 1340thegame.com or via the iHeartRadio app.

Radio broadcasts throughout the 2023 season will begin 15 minutes prior to first pitch and conclude following the postgame show.

All 75 Dodgers home games at Chickasaw Bricktown Ballpark are also available to be streamed live for free on the Bally Live app.

Alex has been the Director of Communications and Broadcasting for the Oklahoma City Dodgers since 2012. Earlier in his career, he spent three seasons as the Director of Broadcasting & Media Relations for the High Desert Mavericks, the former High-A affiliate of the Seattle Mariners.

Since coming to Oklahoma City, Alex has been named the winner of the Oklahoma Association of Broadcasters award for “Best Play-By-Play” two times. He has also been recognized by Ballpark Digest for an outstanding achievement in Minor League Baseball play-by-play.

In 2020, Alex handled play-by-play duties for the Perfect Game All-American Classic held at Chickasaw Bricktown Ballpark that was broadcast to a national audience on SiriusXM Radio.

Outside of baseball, Alex has also covered football, basketball, hockey, softball, and volleyball at different levels, ranging from high school to NCAA Division I. He primarily spends his current baseball offseasons working with the men’s and women’s basketball programs at Mid-America Christian University and covering other collegiate sports.

Alex is originally from St. Louis and graduated from Northwestern University, where he majored in both journalism and political science.



Frequently occurring transactions and how they are defined*:

- **Player Recalled** - A player is called up by his Major League club. A player is recalled (rather than having his contract selected) if he is already on the MLB club's 40-man roster.
- **Contract Selected** - A player is called up by his Major League club. A player has his contract selected (rather than being recalled) if he is not already on the MLB club's 40-man roster.
- **Injured List** - MLB has varying injured lists based on the player's position and injury. The 7-day Injured List is limited to players who have endured a concussion or concussion-like symptoms. For other injuries, position players must remain on the Injured List for a minimum of 10 days and pitchers must remain on the Injured List for a minimum of 15 days. When a player is placed on the Injured List, he does not count against a club's active roster limit. When a player is placed on the 60-day Injured List, along with having to sit out for 45 extra days, he is no longer counted against an MLB club's 40-man roster. The Minor Leagues have a 7-day Injured List for both position players and pitchers.
- **Assigned** - A player is assigned to a new team within his organization or to his organization's extended Spring Training. A player is not considered "assigned" to a Major League club. It generally refers to a player being assigned to a Minor League team, a Spring Training camp or extended Spring Training.
- **Optioned** - A player is sent from his Major League club to one of its Minor League affiliates. When a player is optioned, he remains on the MLB club's 40-man roster. Position players must remain with a Minor League affiliate for a minimum of 10 days after being optioned and a pitcher must remain with a Minor League affiliate for a minimum of 15 days, unless he is recalled to replace a member of the Major League roster who has been placed on the Injured List.
- **Sent Outright ("Outrighted")** - A player is sent from his Major League club to one of its Minor League affiliates. When a player is outrighted, he is removed from the MLB club's 40-man roster.
- **Designated for Assignment** - When a MLB club designates a player for assignment, it allows the club to open up a roster spot while it figures out what to do with the player. Most often a player is designated for assignment so the club can open up his roster spot while it waits for him to clear waivers. A club may also designate a player for assignment while it tries to trade him to another club. A club's 40-man roster must be full before a player can be DFA'd, and the player is immediately removed from all rosters when he is designated.
- **Released** - An MLB club removes a player from its organization. Some players need to clear waivers before they can be released, hence they would be designated for assignment first. Other players, particularly those released from Minor League affiliates, need not clear waivers.
- **Claimed Off Waivers** - There are various situations in which a player may end up on waivers. It is usually a precursor to the player being released, traded or reassigned to a Minor League club. Any other team can put in a claim on a waived player within a certain time frame. If more than one team claims the same player, the team winning the claim is determined by which claiming team had the worst record in the same league (American or National) as the team that waived the player and then, if no one in the same league claims him, the claiming team in the other league with the worst record.
- **Traded** - A player has been traded from one Major League organization to another. Minor Leaguers are not traded from affiliate to affiliate but rather MLB organization to MLB organization. The new MLB organization can then assign the player to one of its affiliates.
- **Restricted List** - The restricted list is for players who are suspended because of failure to adhere to the Minor League Drug Prevention and Treatment Program. It also may be used if a player violates contract terms or fails to appear for a team or camp assignment. An example of the latter is a foreign player who cannot join his team because of visa problems.
- **Suspended** - A player is suspended, usually for an on-field incident, and is not allowed to play. He still counts against a team's active roster limit.
- **Temporarily Inactive List** - If a Minor League player is away from a team for a few days because of a personal matter, travel to an All-Star game, etc., and is not placed on the IL, he is placed on the temporary inactive list for a minimum of three days.
- **Bereavement List** - A player is temporarily inactive to attend to a personal matter like a family medical emergency or a death in the family. This can last from three to seven days.

*by MLB.com and the OKC Dodgers



Ballpark construction



1998



2019

