



GAME NOTES

NORTHWEST ARKANSAS NATURALS

3000 GENE GEORGE BLVD • SPRINGDALE, AR 72762 • PH: 479.927.4900 • FAX: 479.756.8088

WWW.NWANATURALS.COM /NATURALS @NWANATURALS



NORTHWEST ARKANSAS NATURALS (24-39, 55-76) vs. FRISCO ROUGHRIDERS (35-27, 71-60)

RHP Adrian Alcantara (Double-A Debut) vs. RHP Jack Leiter (21 GS, 3-9, 5.32 ERA)

Tuesday, September 13th, 2022 • 7:05 PM (CT) First Pitch • Arvest Ballpark • Springdale, Arkansas

Game 132 of 137 • Home Game 63 of 68 • Home Record: 24-38 • Night Game Record: 44-64 • South Division Record: 20-22 • 2nd Half Record: 24-39

Streak: L3 • Last 5: 1-4 • Last 10: 4-6 • Road Record: 31-38 • Day Game Record: 11-12 • North Division Record: 35-54 • 1st Half Record: 31-37

Listen: www.milb.com/northwest-arkansas/fans/audio-listen-live • Watch: MilB.tv



UPCOMING GAMES & PITCHING PROBABLES

Wednesday, September 14, 2022	FRISCO	7:05 p.m. CT	LHP T.J. Sikkema (7 GS, 0-4, 7.48 ERA) vs. LHP Cody Bradford (25 GS, 9-7, 5.22 ERA)
Thursday, September 15, 2022	FRISCO	7:05 p.m. CT	RHP Jon Bowlan (8 GS, 1-3, 7.41 ERA) vs. RHP Seth Nordlin (4 GS, 2-2, 3.25 ERA)
Friday, September 16, 2022	FRISCO	7:05 p.m. CT	RHP Alec Marsh (24 GS, 1-14, 7.10 ERA) vs. RHP Mason Englert (2 GS, 1-1, 3.38 ERA)

HOME/AWAY

Home Games24-38
Away Games31-38

TIME OF DAY

Night Games43-64
Day Games11-12

MONTH

April9-11
May13-12
June10-16
July8-16
August11-15
September4-6

OPPONENT

vs. Amarillo5-7
vs. Arkansas6-12
vs. Corpus Christi4-8
vs. Frisco4-2
vs. Midland4-2
vs. San Antonio3-3
vs. Springfield8-16
vs. Tulsa13-11
vs. Wichita8-15

DAY OF THE WEEK

on Monday1-0
on Tuesday8-12
on Wednesday10-10
on Thursday5-16
on Friday11-13
on Saturday9-14
on Sunday11-11

RECENT ROAD TRIP

Record5-7
Team Batting Average (.238)
Home Runs 13
Runs/Runs Per Game45/3.75
Team ERA4.81
Strikeouts97
Saves/Opportunities4/6

BY THE NUMBERS

(UNDERLINE INDICATES MLB LEADER) (BOLD INDICATES DOUBLE-A LEADER) (ITALICS INDICATES DOUBLE-A WORST)

257 (7th)	AVG	>	.264 (4th)	5.94 (9th)	ERA	>	4.64 (3rd)
744 (3rd)	R	<	741 (4th)	1.68 (10th)	WHIP	>	1.37 (2nd)
1,140 (16th)	H	>	1,175 (4th)	275 (8th)	AVG	>	244 (2nd)
155 (7th)	HR	>	163 (5th)	1142.1 (8th)	IP	>	1155.0 (2nd)
602 (4th)	BB	<	521 (7th)	1,238 (8th)	H	>	1,067 (3rd)
1,245 (9th)	K	>	1,065 (1st)	849 (9th)	R	>	665 (3rd)
171 (1st)	SB	<	135 (8th)	170 (8th)	HR	>	155 (7th)
351 (15th)	OBP	<	349 (17th)	676 (10th)	BB	>	521 (3rd)
420 (8th)	SLG	>	439 (2nd)	1,163 (7th)	K	>	1,228 (4th)
771 (17th)	OPS	>	.788 (13rd)	6 (7th)	SHO	>	11 (1st)

SERIES HISTORY

NWA ALL-TIME vs. RoughRiders74-86 (.466)
NWA ALL-TIME in Springdale39-39 (.500)
NWA ALL-TIME in Frisco34-47 (.434)

2022 vs. RoughRiders4-2 (.667)
2022 in Springdale
2022 in Frisco4-2 (.667)

DATE	H/R	SCORE	WIN	LOSS	SAVE
4/19/22	R	L, 4-3	S. Nordlin	A. Marsh	C. Lee
4/20/22	R	W, 7-2	D. Parrish	A. Weems	-
4/21/22	R	L, 12-2	N. Starr	A. Veneziano	-
4/22/22	R	W, 11-2	A. Zepa	C. Bradford	-
4/23/22	R	W, 12-4	W. Pennington	J. Leiter	-
4/24/22	R	W, 4-3	Y. Del Rosario	C. Ragans	A. Sotillet
9/13/22	H				
9/14/22	H				
9/15/22	H				
9/16/22	H				
9/17/22	H				
9/18/22	H				



NATURALS PR DEPARTMENT • NATURALSPR@GMAIL.COM

Dustin Dethlefs - Director, Marketing & PR - dustin@nwanaturals.com
 Nicholas Badders - Broadcaster/Media Relations/Baseball Ops - nicholas@nwanaturals.com
 Adam Annarotone - Creative Services Coordinator - adam@nwanaturals.com
 Game Notes Compiled by Nicholas Badders

SUNDAY'S GAME

	1	2	3	4	5	6	7	8	9	R	H	E	LO
NW Arkansas	0	0	0	0	0	0	0	0	0	0	4	1	6
Wichita	0	0	0	0	1	0	0	0	x	1	10	1	11

Win: Cody Lawyerson (5-0) Loss: Anthony Veneziano (5-9) Save: Casey Legumina (2)

WICHITA, KS – Naturals starting pitcher **Anthony Veneziano** threw his team-best eighth quality start of the season Sunday at Riverfront Stadium, but a fifth-inning home run for the Wind Surge was enough, in a 1-0 loss for the Naturals.

- Veneziano began the afternoon with four shutout innings and extended his scoreless streak to 10.0 innings, after throwing 6.0 scoreless on Tuesday.
- Wind Surge first baseman **Seth Gray** opened the bottom of the fifth with a solo home run, the only run either team could manage in the game. Veneziano rebounded to keep it at just one run over the next two innings and finished the night with six strikeouts, his eighth quality start of the year with six one-run innings. It's his second this week and third straight in Wichita.
- **Charlie Neuweiler** made his Double-A debut with a scoreless seventh inning, as the right-hander worked out of trouble after loading the bases. **Christian Chamberlain** also worked out of a bases-loaded jam, as he pitched a scoreless eighth inning.
- Northwest Arkansas only managed one hit in the first seven innings, a two-out single in the first for first baseman **C.J. Alexander** against Wichita starter **Cody Lawyerson**. Alexander reached on an error in the seventh to snap a stretch of 17 straight retired but was quickly erased on a double play.
- The Naturals put two runners in scoring position with one out in the eighth but could not score, then loaded the bases with one out in the ninth but could not get the tying or go-ahead run across, the second shutout loss this series against the Wind Surge.
- Alexander added another hit in the ninth inning, the only Natural that reached base twice in the game.

NATURALS HITTING LEADERS

GAMESRobbie Glendinning (113)
AT-BATSRobbie Glendinning (412)
RUNSNick Loftin (78)
HITSTucker Bradley (116)
TOTAL BASESRobbie Glendinning (182)
DOUBLESMaikel Garcia (24)
TRIPLESBradley & Matias (3)
HOME RUNSRobbie Glendinning (19)
RUNS BATTED INRobbie Glendinning (76)
WALKSRobbie Glendinning (69)
STRIKEOUTS* Robbie Glendinning (163)
STOLEN BASESMaikel Garcia (27)
BATTING AVERAGETucker Bradley (.293)
ON-BASE %Tucker Bradley (.382)
SLUGGING %Tucker Bradley (.455)
OPSTucker Bradley (.837)

NATURALS PITCHING LEADERS

WINSThree Tied (6)
LOSSES T* Alec Marsh (14)
ERAAnthony Veneziano (5.96)
GAMESJonah Dipoto (40)
STARTSMarsh & Veneziano (24)
COMPLETE GAMESAnthony Veneziano (1)
GAMES FINISHEDYefri Del Rosario (24)
SAVESYefri Del Rosario (6)
INNINGSAnthony Veneziano (117.2)
HITSAlec Marsh (130)
RUNSAlec Marsh (95)
EARNED RUNSAlec Marsh (87)
HOME RUNS T* Alec Marsh (25)
HIT BATTERSLacy & Veneziano (8)
WALKSAnthony Veneziano (63)
STRIKEOUTSAlec Marsh (143)

* INDICATES LEAGUE LEADER // ^ INDICATES DOUBLE-A LEADER // # INDICATES MINOR LEAGUE LEADER

THIS DAY IN NATURALS HISTORY

The Naturals are 0-0 all-time when playing on September 13 in the regular season

On September 13, 2010, the Northwest Arkansas Naturals beat the Springfield Cardinals 8-4 at Arvest Ballpark in Game 5 of the North Division Championship Series to advance to the Texas League Finals. The first five batters reached s in the first inning, as the Naturals scored four runs, on a three-run double from **Clint Robinson** and RBI single from **Nick Van Stratten** that plated Robinson. Northwest Arkansas added three more in the second inning on an RBI single from Robinson and two-run single from **Manny Piña** to jump out to a 7-1 lead at the time, then **Anthony Seratelli** hit his third home run of the series in the seventh inning to add a run of insurance. Starting pitcher **Mike Montgomery** held Springfield to three earned runs over 6.2 innings with six strikeouts while **Henry Barrera** pitched the final 2.1 innings to earn a save.

THIS WEEK IN NATURALS BASEBALL

MONDAY	TUESDAY	WEDNESDAY	THURSDAY	FRIDAY	SATURDAY	SUNDAY
9/12 OFF	9/13 FRISCO 7:05 PM	9/14 FRISCO 7:05 PM	9/15 FRISCO 7:05 PM	9/16 FRISCO 7:05 PM	9/17 FRISCO 6:05 PM	9/18 FRISCO 2:05 PM

FOLLOW THE LEADER

Manager Chris Widger enters his first season at the helm of the Naturals, after previous stops in *Advanced Rookie* Burlington (2019) and *High-A* Quad Cities (2021) managing Royals affiliates.

- 15 of the Naturals' 28 active players played for Widger with the Quad Cities River Bandits last season.
- 3 of the Naturals' 28 active players played under Widger with the Burlington Royals, then in Quad Cities and now in Northwest Arkansas: **Jonah Dipoto**, **Jake Means** and **John Rave**.

EXTREME ENDS OF THE SPECTRUM

When looking at the Naturals' numbers one game to the next, it appears rather black and white with what leads to a win or loss.

- When scoring seven runs or more, the Naturals are 39-11, while when scoring six runs or less, just 16-66.
- The Naturals are 37-16 when recording 10 hits or more, but when they get nine hits or less, are just 18-50.
- The Naturals are 49-14 when out-hitting their opponent or hits are tied, but 6-62 when out-hit by their opponent.
- When the Naturals score first, they are 34-25, whereas 21-50 when the opponent scores first ... the team that scores first in through 131 Naturals games is 84-47 (.641 winning percentage).

ONE RUN GOES A LONG WAY

The Naturals are 7-20 in one-run games this season, meaning 20 of their 76 losses (26.32%) this season have been decided by just one run.

- The Naturals have had the tying run at the plate or on base in 24 losses this season (including 15 of their one-run losses).

Yo, YOU WANNA SEE SOME REAL SPEED?

Through 131 games, the Naturals have stolen 171 bases in 214 attempts (average 1.31 steals/game, 79.91% success rate).

- 171 steals leads the Texas League, ranks fifth in Double-A and 30th in the Minors.
- The Naturals have stolen at least one base in 88 of 131130 games this season (67.18%), including a season-high stretch of 11 straight games from 8/28 to 9/9 and 44 games with two or more steals ... the team stole a season-high six bases on July 6 vs. Tulsa with a pair of five-steal games as well this season.
- The Naturals have pulled off a double steal 19 times, meaning 38 of 171 steals this year (22.22%) have come on a double-steal.
- Naturals players have stolen multiple bases in a game 17 times, SIX of those occasions being Maikel Garcia ... **Tucker Bradley** had the first three-steal game of the season (and of his career) on July 9 vs. Tulsa.
- Maikel Garcia's** 27 steals (in 30 attempts) still ranks sixth in the Texas League, **Nick Loftin's** 24 (in 27 attempts) ranks tied 10th in the league.

LET'S GO (ON-BASE) STREAKING!

August was a good month for on-base streaks among Naturals hitters, with five players setting season-best streaks of 10 games or more into September.

- Between July 30 and September 3, outfielder **Tyler Gentry** reached base in 28 straight games, the second-longest streak in Naturals history.
- The longest on-base streak in Naturals history belongs to **Jacksson Flores**, who reached in 34 straight games between May 29, 2018 and July 7, 2018 ... over that stretch he hit .343 (47-for-126) with a .412 OBP.
- With Gentry's streak over, the next longest active on-base streak on the team is **Luca Tresh's** 17 straight going back to August 13 ... **CJ Alexander** has reached in his last 15 games, dating back to August 24.
- Other notable on-base streaks recently include ... **Robbie Glendinning** reached in 24 consecutive games between August 2 and September 2, the second-longest on the team this season ... Gentry had an 18-game on-base streak between June 26 and July 17 ... **John Rave** collected a 15-game on-base streak between August 16 and September 2 ... **Angelo Castellano's** 13-game on-base streak ended Sunday, his stretch was between August 21 and September 10/

TYLER, THE CREATOR (OF RUNS)

Naturals outfielder **Tyler Gentry** has been one of the best hitters in the Kansas City Royals' system this season, with an incredible impact since joining the Naturals in June.

- Among qualified full-season Minor League hitters, Gentry ranks 8TH in batting average (.326), 10TH in on-base percentage (.427) and 11TH in OPS (.977) and when you combine his stats between Northwest Arkansas and Quad Cities (A+).
- He is the Royals' organization leader in batting average (.326), slugging percentage (.550) and OPS (.977), while he ranks second in on-base percentage (.427) behind Logan Porter's .438 ... his 82 runs batted in between the River Bandits and Naturals are the most in the system, while 124 hits, 21 home runs and 209 total bases all rank second.
- Gentry has reached base in 60 of 68 games (88.24%) ... he has hits in 46 of his 68 games with the Naturals, with already 26 multi-hit games.
- Since his call-up to Double-A on June 14, Gentry is batting .321 (81-for-252) with 14 doubles, 16 home runs and 59 runs batted in, with a .990 OPS ... he's driven in at least one run in 33 of 68 games, with 14 multi-RBI games.
- Since he arrived in the Texas League, Gentry has the second-highest OPS (.990) in the league, is tied for having scored the second-most runs (56), and tied second in runs batted in (59), ranks third in on-base percentage (.423), slugging percentage (.56) and home runs (16), ranks tied third in total bases (143), fourth in hits (81) and sixth in batting average (.321).
- The University of Alabama product has compiled the two of the longest on-base streaks among Naturals hitters this season, including a 28-game stretch that ended Sunday, the second-longest on-base streak in franchise history ... between July 30 and September 4, he hit .356 (36-for-101) with 10 extra-base hits and 20 walks, for a .485 on-base percentage over the last 28 games ... it is tied for the fifth-longest such streak in the Texas League this year ... he had hits in 21 of the 28 games.

ALEXANDER THE GREAT

Infielder **CJ Alexander** has quickly heated up at the plate since joining the Naturals in a trade last month from Atlanta.

- When combining his number between the Naturals and Mississippi Braves (Double-A), he has a career-best 25 home runs and 84 runs batted in ... among all Double-A hitters this year, he ranks tied sixth in RBI and tied seventh in homers.
- In 43 games with the Naturals, the corner infielder is hitting .274 (48-for-175) with 18 extra-base hits (10 home runs) and 41 runs batted in, with 29 runs scored as well.
- He has reached base in 33 of 43 games with the Naturals, with hits in 21 of the 43 games, 15 of which are multi-hit performances, while he's driven in runs in 16 of 43 games, including already 12 multi-RBI games.
- Alexander was named the Naturals' August Player of the Month ... over 21 games in the month of August, Alexander hit .297 (27-for-91) with eight home runs and 29 runs batted in ... 29 RBI led both the Texas League and all Double-A hitters last month, while tied second among all full-season Minor League hitters ... his 8 HR were tied for the league lead, tied third in Double-A and tied tenth in the minors ... 57 total bases last month were tied fourth in Texas League and tied seventh in Double-A.
- C.J. began his Naturals tenure 0-for-12 over his first three games, then homered on July 16 @ Corpus Christi for his first hit with the team and went 4-for-10 in his next two games.

RELIEF AID IN SEPTEMBER

Despite struggles for the Naturals' bullpen in much of 2022, September has been much kinder to the relievers, as the bullpen has a 3.67 ERA (14 ER in 34.2 IP) this month, topping the previous best single-month ERA of 4.64 in May.

- C.J. Eldred** (5.2 innings), **Walter Pennington** (3.0 innings), **Stephen Woods Jr.** (1.0 inning) and **Charlie Neuweiler** (1.0 inning) have not allowed a run this month, while **Christian Chamberlain** (2.0 innings) and **Will Klein** (5.0 innings) have each allowed just one earned run.
- Woods Jr. has been dominant since the start of July, with a 1.82 ERA (5 ER in 24.2 IP) over 16 appearances, the lowest ERA in that span among Naturals pitchers with at least 10.0 innings pitched or seven appearances.

NUMERICAL QUICK ROSTER

#	PLAYER	POS	B/T
1	Rave, John	OF	L/L
2	Cropley, Tyler	C	R/R
4	McCullough, Morgan	INF	L/R
7	Guzmán, Jeison	INF	R/R
8	Hernández, Diego	OF	L/L
9	Means, Jake	INF	R/R
11	Tresh, Luca	C	R/R
12	Bradley, Tucker (7-IL)	OF	L/L
13	Eldred, C.J.	RHP	S/R
14	Alcantara, Adrian	RHP	R/R
15	Marsh, Alec	RHP	R/R
16	Glendinning, Robbie	INF	R/R
17	Castellano, Angelo	INF	R/R
19	Gentry, Tyler	OF	R/R
21	Lacy, Asa (7-IL)	LHP	L/L
22	Woods Jr., Stephen	RHP	R/R
25	Matias, Seuly	OF	R/R
26	Alexander, CJ	INF	L/R
27	Pennington, Walter	LHP	L/L
28	Sikkema, T.J.	LHP	L/L
32	Veneziano, Anthony	LHP	L/L
31	Márquez, Emilio	LHP	L/L
33	Klein, Will	RHP	R/R
34	Hoffmann, Andrew (DEV)	RHP	R/R
35	Webb, Nate	RHP	R/R
38	Biasi, Dante (DEV)	LHP	L/L
39	Kalich, Kasey	RHP	R/R
40	Bowlan, Jon	RHP	R/R
44	Stupienski, Gavin	INF/C	L/R
51	Chamberlain, Christian	LHP	L/L
53	Neuweiler, Charlie	RHP	R/R
55	Dipoto, Jonah	RHP	R/R

ALPHABETICAL QUICK ROSTER

#	PLAYER	POS	B/T
14	Alcantara, Adrian	RHP	R/R
16	Alexander, CJ	INF	L/R
38	Biasi, Dante (DEV)	LHP	L/L
40	Bowlan, Jon	RHP	R/R
12	Bradley, Tucker (7-IL)	OF	L/L
17	Castellano, Angelo	INF	R/R
51	Chamberlain, Christian	LHP	L/L
2	Cropley, Tyler	C	R/R
55	Dipoto, Jonah	RHP	R/R
13	Eldred, C.J.	RHP	R/R
19	Gentry, Tyler	OF	R/R
16	Glendinning, Robbie	INF	R/R
7	Guzmán, Jeison	INF	S/R
8	Hernández, Diego	OF	L/L
34	Hoffmann, Andrew (DEV)	RHP	R/R
39	Kalich, Kasey	RHP	R/R
33	Klein, Will	RHP	R/R
21	Lacy, Asa (7-IL)	LHP	L/L
31	Márquez, Emilio	LHP	L/L
15	Marsh, Alec	RHP	R/R
25	Matias, Seuly	OF	R/R
4	McCullough, Morgan	INF	L/R
9	Means, Jake	INF	R/R
53	Neuweiler, Charlie	RHP	R/R
27	Pennington, Walter	LHP	L/L
1	Rave, John	OF	L/L
28	Sikkema, T.J.	LHP	L/L
44	Stupienski, Gavin	INF/C	L/R
11	Tresh, Luca	C	R/R
32	Veneziano, Anthony	LHP	L/L
35	Webb, Nate	RHP	R/R
22	Woods Jr., Stephen	RHP	R/R

BATTING

LEFTIES	6
RIGHTIES	7
SWITCH	1

PITCHING

LEFTIES	7
RIGHTIES	11

PRO-NUN-SEE-AY-SHUNS

- 4 MORGAN McCULLOUGH (*muh-KULL-uh*)
- 7 JEISON GUZMÁN (*Jason GOOZ-mahn*)
- 13 C.J. ELDRÉD (*el-DRID*)
- 14 ADRIAN ALCANTARA (*all-can-TAR-ah*)
- 16 ROBBIE GLENDINNING (*glin-DEN-ing*)

- 17 ANGELO CASTELLANO (*kass-tay-AHN-oh*)
- 21 ASA LACY (*AY-sub*)
- 25 SEULY MATIAS (*soo-lee mah-TEE-as*)
- 28 T.J. SIKKEMA (*SICK-um-uh*)
- 31 EMILIO MÁRQUEZ (*eh-MEE-lee-oh MAHR-keh-z*)

- 32 ANTHONY VENEZIANO (*va-nee-z-ee-ah-no*)
- 38 DANTE BIASI (*bee-AW-zee*)
- 39 KASEY KALICH (*call-ick*)
- 40 JON BOWLAN (*bowl-in*)
- 44 GAVIN STUPIENSKI (*stew-PIN-ski*)

- 53 CHARLIE NEUWEILER (*NEW-why-ler*)
- 55 JONAH DIPOTO (*dih-POH-to*)

BENCH COACH 23: MIKE JIRSCHLE (*jursh-LEE*)

NATURALS HARDWARE SHELF

Players of the Month

☛ TBD

Pitchers of the Month (1)

☛ **May: LHP Drew Parrish** ... started five games and went 3-1 with a 0.59 ERA (2 ER in 30.2 IP) ... only allowed 15 hits and four walks, while striking out 29 opposing hitters ... among qualified Texas League pitchers, threw the most innings and had the lowest ERA and WHIP (0.62), while holding opponents to a .144 average.

Players of the Week (3)

☛ **April 25 to May 1: 2B Michael Massey** ... hit .417 (10-for-28) across six games with a league-best 19 total bases and nine runs batted in, while tied for the Texas League lead with 10 hits. His 1.221 OPS ranked third among players with at least 20 at-bats, while his .417 average tied for second among that same group.

☛ **May 23 to May 29: 2B Michael Massey** ... hit a league-best .481 (13-for-27) across six games in Midland, while tied for the league lead with 19 total bases. He drove in nine runs as well, doubling three times with one home run, a go-ahead grand slam on May 24 and collected multiple hits in each of the first five games of the series.

☛ **June 27 to July 3: OF Tyler Gentry** ... hit .435 (10-for-23) with two doubles, four home runs and 11 runs batted in, which was tied for the most in the league. Recorded 24 total bases with a 1.043 slugging percentage 1.543 OPS.

Pitchers of the Week (5)

☛ **May 2 to May 8: LHP Drew Parrish** ... threw 7.0 scoreless innings on May 7 @ Springfield ... held the Cardinals to just two hits and one walk while striking out four. He retired the first eight he faced and the final five, with five 1-2-3 frames.

☛ **May 9 to May 15: LHP Drew Parrish** ... threw 7.0 scoreless innings on May 13 vs. Wichita ... held the Wind Surge to just three hits and no walks while striking out nine. Between the second and sixth innings, he retired 13 straight batters, retiring the side 1-2-3 in the first inning, as well as the third through sixth.

☛ **June 6 to June 12: LHP Anthony Veneziano** ... threw 7.0 scoreless innings in a complete-game shutout on June 9 @ Tulsa ... held the Drillers to just three hits and one walk while striking out five, on 79 pitches. Retired the final eight hitters he faced and 11 of the last 12, only needing five pitches for a 1-2-3 seventh inning to end the night.

☛ **July 25 to July 31: LHP Dante Biasi** ... threw 5.0 scoreless innings on July 27 @ Wichita in an eventual 5-0 shutout win ... held the Wind Surge to just one hits and three walks while striking out five, on 79 pitches, his second straight scoreless start.

☛ **August 22 to August 28: RHP Jon Bowlan** ... threw 5.0 scoreless innings on August 28 vs. Springfield in an eventual 7-2 win ... held the Cardinals to just two hits and two walks while striking out two, his first scoreless start.

TOOLSY TEAM

Three Nationals players were listed in *Baseball America's* 2022 Best Tools Survey of the Kansas City Royals' organization.

- ☛ RHP **Will Klein** is rated as having the "*Best Fastball*" in the system.
- ☛ LHP **Asa Lacy** is rated as having the "*Best Slider*" in the system.
- ☛ RF **Seuly Matias** is rated as having the "*Best Outfield Arm*" in the system.

QUICK FACTS

Founded	2008
Colors	Navy Blue, Burgundy, Gold and White
League	Texas League (Since 2008)
Ownership	Rich Entertainment Group
General Manager	Justin Cole (9th Season)
Home Ballpark (Capacity)	Arvest Ballpark (7,350, 6,500 seats)
Dimensions	LF- 327 LCF- 377 CF- 400 RCF- 378 RF- 325
Wall Heights	LF-LCF: 9 feet CF: 11 feet RCF-RF: 9 feet

ROSTER BREAKDOWN
















Age 20.....	0	Native of Australia.....	1
Age 21.....	1	Native of Dominican Republic.....	4
Age 22.....	3	Native of United States.....	25
Age 23.....	6	Native of Venezuela.....	2
Age 24.....	10	Acquired by Royals via Free Agency	13
Age 25.....	3	(International).....	5
Age 26.....	5	(Minor League) ...6 (Undrafted).....	2
Age 27.....	3	Acquired by Royals via Trade	5
Age 28.....	1	Acquired by Royals via First Year Player Draft	14
Age 29.....	0	(High School).....	2
Average Age	24 Years 125 Days	(Rounds 1-5).....	8
Median Age	24	(2016-18 Drafts).....	3
		(2nd Year/College).....	0
		(Rounds 6-10).....	4
		(2019 Draft).....	6
		(3rd Year/College).....	12
		(Rounds 11-20).....	1
		(2020 Draft).....	4
		(4th+ Year/College).....	2
		(Rounds 21-40).....	3
		(2021 Draft).....	1

ROYALS TOP-30 PROSPECTS (RANKING ACCORDING TO MLB PIPELINE)

6 of the Nationals 28 active players appear on a Top-30 Royals prospects ranking.

#	PLAYERS (POSITION)	OVERALL RANKING	BASEBALL AMERICA RANKING
9	Tyler Gentry (OF)		Royals 12 th
11	Asa Lacy (LHP) <i>7-Day IL</i>		Royals 10 th
12	Jon Bowlan (RHP)		Royals 8 th
17	Andrew Hoffmann (RHP) <i>Development List</i>		Royals 15 th
18	Luca Tresh (C)		Royals 18 th
19	T.J. Sikkema (LHP)		Royals 25 th
22	Alec Marsh (RHP)		Royals 13 th
23	Diego Hernández (OF)		Royals 30 th
26	Tucker Bradley (OF) <i>7-Day IL</i>		—

UNIFORM RECORDS

							
Navy/Red (38-44) Home: 18-21 Road: 19-23	Red (11-15) Home: 0-0 Road: 11-15	White/Navy (4-10) Home: 4-10 Road: 0-0	Los Naturales Home: 0-2 Road: 0-0	Growlin' Chickens Home: 1-1 Road: 0-0	Fauxback Home: 0-1 Road: 0-0	July 4th Home: 1-0 Road: 0-0	
							
White (18-19) Home: 18-19 Road: 0-0	Grey (12-16) Home: 0-0 Road: 12-16	Navy (24-34) Home: 5-12 Road: 19-22	Los Naturales Home: 0-2 Road: 0-0	Growlin' Chickens Home: 1-1 Road: 0-0	Fauxback Home: 0-1 Road: 0-0	Star Wars Home: 1-0 Road: 0-0	Marvel Home: 0-1 Road: 0-0
HOME UNIFORM COMBINATIONS				ROAD UNIFORM COMBINATIONS			
Navy/Red Hat & White Jersey: 14-14		Navy/Red Hat & Navy Jersey: 4-7		Navy/Red Hat & Grey Jersey: 8-5		Navy/Red Hat & Navy Jersey: 12-18	
White Hat & White Jersey: 3-5		White Hat & Navy Jersey: 1-5		Red Hat & Grey Jersey: 4-11		Red Hat & Navy Jersey: 7-4	
Red Hat & White Jersey: 0-0		Red Hat & Navy Jersey: 0-0					
Specialty/Theme Uniforms: 2-6							

NATURALS IN-SEASON BIRTHDAYS

APRIL (4) 4/14 – Walter Pennington (24) 4/14 – Jake Means (26) 4/25 – Kasey Kalich (24) 4/28 – Emilio Márquez (24)	MAY (6) 5/6 – Tucker Bradley (24) 5/6 – C.J. Eldred (27) 5/7 – Derrick Lewis (46) 5/14 – Alec Marsh (24) 5/14 – Christian Colón (33) 5/21 – Chris Widger (51)	JUNE (2) 6/2 – Asa Lacy (23) 6/10 – Stephen Woods Jr. (27)	JULY (3) 7/17 – CJ Alexander (26) 7/20 – Christian Chamberlain (23) 7/25 – T.J. Sikkema (24)	AUGUST (2) 8/20 – Noah Murdock (24) 8/20 – Nate Webb (25)	SEPTEMBER (3) 9/1 – Anthony Veneziano (25) 9/3 – Jonah Dipoto (26) 9/4 – Seuly Matias (24)
---	--	---	--	--	--



2022 BREAKING ROSTER

Pitchers (16): LHP Dante Biasi, LHP Holden Capps, RHP Christian Cosby, RHP Yefri Del Rosario, RHP Jonah Dipoto, RHP Zach Haake, LHP Asa Lacy, RHP Alec Marsh, LHP Drew Parrish, LHP Zack Phillips, RHP Ándres Sotillet, LHP Anthony Veneziano, RHP Nate Webb, RHP Zach Willeman, RHP Stephen Woods Jr. and LHP Ángel Zerpa

Catchers (3): Tyler Cropley, Sebastian Rivero, Logan Porter

Infielders (7): Nate Eaton, Maikel Garcia, Robbie Glendinning, Ryan Grotjohn, Michael Massey, Jake Means, Gavin Stupienski

Outfielders (4): Tucker Bradley, Nick Loftin, Seuly Matias, John Rave

1st HALF

- 4/4 Kansas City Royals announce Breaking Roster
- 4/8 LHP **Holden Capps** transferred to the development list
INF **Gavin Stupienski** transferred to the development list
- 4/12 RHP **Nate Webb** placed on the 7-day injured list
- 4/15 LHP **Holden Capps** activated from the development list
- 4/19 C **Tyler Cropley** placed on the 7-day injured list
RHP **Christian Cosby** placed on the 7-day injured list
INF **Gavin Stupienski** activated from the development list
- 4/21 LHP **Walter Pennington** transferred to NW Arkansas (AA) from Quad Cities (A+)
- 4/23 RHP **Zach Haake** placed on the 7-day injured list
RHP **Patrick Halligan** transferred to NW Arkansas (AA) from Columbia (A)
- 4/26 RHP **Patrick Halligan** transferred to Quad Cities (A+) from NW Arkansas (AA)
- 4/28 RHP **Ándres Sotillet** transferred to Omaha (AAA) from NW Arkansas (AA)
- 5/3 INF **Ryan Grotjohn** transferred to the development list
INF **Brhet Bewley** activated from the Quad Cities Injured List and transferred to NW Arkansas (AA)
LHP **Patrick Smith** transferred to NW Arkansas (AA) from Quad Cities (A+)
LHP **Marcelo Martinez** transferred to NW Arkansas (AA) from Omaha (AAA)
- 5/8 C **Sebastian Rivero** recalled by Kansas City (MLB) from NW Arkansas (AA)
- 5/9 C **Sebastian Rivero** optioned to NW Arkansas (AA)
C **Sebastian Rivero** recalled by Kansas City (MLB) from NW Arkansas (AA)
- 5/10 LHP **Asa Lacy** placed on the 7-day injured list
INF **Ryan Grotjohn** activated from the Development List
- 5/13 C **Sebastian Rivero** optioned to NW Arkansas (AA)
- 5/14 LHP **Patrick Smith** transferred to the development list
RHP **Will Klein** activated from the 7-day injured list
- 5/17 C **Sebastian Rivero** recalled by Kansas City (MLB) from NW Arkansas (AA)
- 5/21 LHP **Marcelo Martinez** transferred to Omaha (AAA) from NW Arkansas (AA)
- 5/24 LHP **Patrick Smith** transferred to Quad Cities (A+) from NW Arkansas (AA)
RHP **Ándres Sotillet** transferred to NW Arkansas (AA) from Omaha (AAA)
- 5/26 OF **John Rave** transferred to Omaha (AAA) from NW Arkansas (AA)
INF **Nate Eaton** transferred to Omaha (AAA) from NW Arkansas (AA)
- 5/28 C **Sebastian Rivero** optioned to NW Arkansas (AA)
- 5/31 RHP **Christian Cosby** activated from the 7-day injured list
LHP **Christian Chamberlain** transferred to NW Arkansas (AA) from Quad Cities (A+)
RHP **Zach Willeman** transferred to Omaha (AAA) from NW Arkansas (AA)
- 6/1 OF **Parker Bates** transferred to NW Arkansas (AA) from Quad Cities (A+)
RHP **Ándres Sotillet** transferred to Omaha (AAA) from NW Arkansas (AA)
- 6/3 LHP **Drew Parrish** transferred to Omaha (AAA) from NW Arkansas (AA)
RHP **Noah Murdock** transferred to NW Arkansas (AA) from Quad Cities (A+)
- 6/4 OF **John Rave** transferred to NW Arkansas (AA) from Omaha (AAA)
- 6/7 OF **Parker Bates** transferred to Quad Cities (A+) from NW Arkansas (AA)
- 6/10 RHP **Ándres Sotillet** transferred to NW Arkansas (AA) from Omaha (AAA)
LHP **Ángel Zerpa** recalled by Kansas City (MLB) from NW Arkansas (AA)
- 6/12 LHP **Ángel Zerpa** optioned to NW Arkansas (AA)
OF **Seuly Matias** placed on the 7-day injured list
- 6/14 INF **Michael Massey** transferred to Omaha (AAA) from NW Arkansas (AA)
OF **Tyler Gentry** transferred to NW Arkansas (AA) from Quad Cities (A+)
C **Tyler Cropley** activated from the 7-day injured list
LHP **Gabe Speier** transferred to NW Arkansas (AA) on Major League Rehab
RHP **Matt Peacock** transferred to NW Arkansas (AA) on Major League Rehab
- 6/17 LHP **Gabe Speier** returned from Rehab Assignment to Kansas City (MLB) from NW Arkansas (AA)
RHP **Matt Peacock** returned from Rehab Assignment to Kansas City (MLB) from NW Arkansas (AA)
- 6/19 OF **Seuly Matias** activated from the on the 7-day injured list
C **Gavin Stupienski** transferred to the development list
LHP **Jake Brentz** transferred to NW Arkansas (AA) on Major League Rehab
- 6/23 RHP **Christian Cosby** transferred to Quad Cities (A+) from NW Arkansas (AA)
LHP **Marcelo Martinez** transferred to NW Arkansas (AA) from Omaha (AAA)
- 6/24 LHP **Jake Brentz** returned to Kansas City (MLB) from his rehab assignment.
- 6/25 LHP **Marcelo Martinez** transferred to Omaha (AAA) from NW Arkansas (AA)

2nd HALF

- 6/27 LHP **Holden Capps** released
LHP **Eric Skoglund** reinstated from AAA rehab assignment and transferred to NW Arkansas (AA)
- 6/30 RHP **Nate Webb** returned from rehab assignment and activated off the 7-day injured list
- 7/9 RHP **Yefri Del Rosario** transferred to the development list
RHP **Zach Haake** returned from rehab assignment and activated off the 7-day injured list
- 7/11 LHP **Ángel Zerpa** recalled by Kansas City (MLB) from NW Arkansas (AA)
RHP **Andrew Hoffmann** acquired in trade from Atlanta and assigned to NW Arkansas (AA)
INF **CJ Alexander** acquired in trade from Atlanta and assigned to NW Arkansas (AA)
- 7/12 LHP **Ángel Zerpa** optioned to NW Arkansas (AA)
RHP **Stephen Woods Jr.** transferred to Omaha (AAA) from NW Arkansas (AA)
OF **John Rave** transferred to Omaha (AAA) from NW Arkansas (AA)
INF **Morgan McCullough** transferred to NW Arkansas (AA) from Quad Cities (A+)
LHP **Zack Phillips** transferred to the development list
INF **Ryan Grotjohn** transferred to the development list
C/INF **Gavin Stupienski** activated from the Development List
- 7/14 INF **Maikel Garcia** recalled by Kansas City (MLB) from NW Arkansas (AA) as substitute player
C **Sebastian Rivero** recalled by Kansas City (MLB) from NW Arkansas (AA) as substitute player
LHP **Ángel Zerpa** recalled by Kansas City (MLB) from NW Arkansas (AA) as substitute player
LHP **Asa Lacy** returned from rehab assignment and activated off the 7-day injured list
LHP **Emilio Márquez** transferred to NW Arkansas (AA) from Quad Cities (A+)
- 7/15 LHP **Ángel Zerpa** returned to NW Arkansas (AA)
- 7/18 LHP **Ángel Zerpa** optioned and transferred to Omaha (AAA) from NW Arkansas (AA)
LHP **Eric Skoglund** transferred to Omaha (AAA) from NW Arkansas (AA)
OF **John Rave** transferred to NW Arkansas (AA) from Omaha (AAA)
RHP **Stephen Woods Jr.** transferred to NW Arkansas (AA) from Omaha (AAA)
INF **Maikel Garcia** optioned to NW Arkansas (AA) from Kansas City (MLB)
C **Sebastian Rivero** optioned to NW Arkansas (AA) from Kansas City (MLB)
C/INF **Gavin Stupienski** transferred to the development list
LHP **Emilio Márquez** transferred to Quad Cities (A+) from NW Arkansas (AA)
INF **Morgan McCullough** transferred to Quad Cities (A+) from NW Arkansas (AA)
- 7/22 RHP **Yefri Del Rosario** activated from the Development List
- 7/26 RHP **Ándres Sotillet** transferred to Omaha (AAA) from NW Arkansas (AA)
RHP **Jon Bowlan** transferred to NW Arkansas (AA) from Quad Cities (A+)
LHP **Zack Phillips** activated off Development list and transferred to Quad Cities (A+) from NW Arkansas (AA)
- 7/28 INF **Maikel Garcia** recalled by Kansas City (MLB) from NW Arkansas (AA)
- 7/29 LHP **T.J. Sikkema** transferred to NW Arkansas (AA) from Quad Cities (A+)
- 8/1 INF **Ryan Grotjohn** released
INF **Morgan McCullough** transferred to NW Arkansas (AA) from Quad Cities (A+)
RHP **Noah Murdock** transferred to the development list
- 8/3 C **Sebastian Rivero** recalled by Kansas City (MLB) from Northwest Arkansas (AA)
- 8/9 C **Logan Porter** transferred to Omaha (AAA) from NW Arkansas (AA)
INF/OF **Nick Loftin** transferred to Omaha (AAA) from NW Arkansas (AA)
INF **Angelo Castellano** transferred to NW Arkansas (AA) from Omaha (AAA)
C **Luca Tresh** transferred to NW Arkansas (AA) from Quad Cities (A+)
OF **Diego Hernández** transferred to NW Arkansas (AA) from Quad Cities (A+)
- 8/10 C **Sebastian Rivero** optioned to NW Arkansas (AA) from Kansas City (MLB)
LHP **Christian Chamberlain** transferred to the development list
- 8/12 RHP **Alec Marsh** transferred to the development list
RHP **Kasey Kalich** transferred to NW Arkansas (AA) from Quad Cities (A+)
- 8/14 LHP **Anthony Veneziano** transferred to the development list
- 8/17 RHP **Alec Marsh** activated from the development list
- 8/18 LHP **Walter Pennington** placed on the Injured List
LHP **Emilio Márquez** transferred to NW Arkansas (AA) from Quad Cities (A+)
- 8/22 INF **Brhet Bewley** released
INF **Jeison Guzmán** transferred to NW Arkansas (AA) from ACL Royals (R)
- 8/23 LHP **Dante Biasi** transferred to the development list
RHP **C.J. Eldred** activated from 60-Day Injured List
C **Sebastian Rivero** recalled by Kansas City (MLB) from Northwest Arkansas (AA)
- 8/25 LHP **Anthony Veneziano** activated from the development list
LHP **Asa Lacy** placed on the 7-day injured list
- 8/30 LHP **Zach Haake** transferred to Omaha (AAA) from NW Arkansas (AA)
- 9/1 LHP **Walter Pennington** activated from the 7-day injured list
- 9/2 RHP **Yefri Del Rosario** transferred to Omaha (AAA) from NW Arkansas (AA)
- 9/4 LHP **Christian Chamberlain** activated from the development list
- 9/7 C/INF **Gavin Stupienski** activated from the development list
- 9/8 OF **Tucker Bradley** placed on the 7-day injured list
RHP **Charlie Neuweiler** transferred to NW Arkansas (AA) from Quad Cities (A+)
- 9/13 RHP **Andrew Hoffmann** transferred to the development list
RHP **Adrian Alcantara** transferred to NW Arkansas (AA) from Quad Cities (A+)



#36 CHRIS WIDGER • MANAGER

- Chris Widger will manage the Naturals after guiding the River Bandits to a High-A Central championship in their first season as a Kansas City affiliate in 2021. In doing so, he was named the Minor League Manager of the Year by *Baseball America* following the 2021 season.
- 2022 marks Widger's seventh year in the Royals' organization, as he was slated to manage Advanced-A Wilmington in 2020 and led Burlington to the Appalachian League Championship Series in his first season as Manager in 2019. Prior to that, he was Wilmington's Bench Coach from 2016-18.
- Before joining the Royals organization, he managed the Independent League Camden Riversharks in 2015 and was their Pitching Coach from 2012-14.
- A third-round pick by Seattle in the 1992 Draft, Widger played in parts of 10 seasons in the Majors with the Mariners (1995-96, 2000), Expos (1997-2000), Yankees (2002), Cardinals (2003), White Sox (2005-06) and Orioles (2006), winning a World Series with Chicago in 2005.
- Widger and his wife, Whitney, reside in Pennsville, N.J., with their children: C.J., Ashlynn and Skylar.




#43 DERRICK LEWIS • PITCHING COACH

- Derrick Lewis is in his third season with the Royals' organization and second as pitching coach at Northwest Arkansas.
- He spent the previous 16 seasons in the Atlanta Braves' organization, the first 14 as a Minor League pitching coach and the last two as the Pitching Coordinator.
- Pitching coach timeline: 2004-07: GCL Braves (Gulf Coast League, RK)... 2008-10: Danville Braves (Appalachian League, RK)... 2011-13: Rome Braves (South Atlantic League, A)... 2014: Lynchburg Hillcats (Carolina League, A+)... 2015-2016: Carolina Mudcats (Carolina League, A+)... 2017: Mississippi Braves (Southern League, AA)
- He played seven seasons in the Braves' organization from 1997-2003, after being selected in the 20th round of the 1997 draft.
- Lewis and his wife, Roslyn, reside in Charlotte, North Carolina, with their daughter, Skye and Son, Lake.



#6 ABRAHAM NÚÑEZ • HITTING COACH

- Abraham Núñez enters his fourth season as Northwest Arkansas' hitting coach after serving in the same capacity with High-A Wilmington (2015-2018), Class-A Lexington (2014), Rookie Advanced Burlington (2013) and the Dominican Royals (2012).
- Núñez played for parts of 12 seasons in the Majors with the Pirates (1997-2004), Cardinals (2005), Phillies (2006-2007) and Mets (2008). A switch-hitter, he owns a career average of .242 as a utility infielder in the big leagues, primarily playing third base, but could play all four infield positions.
- His best season came in 2005 when he batted .285 in 139 games for the National League Champion St. Louis Cardinals.
- Lifetime .346 (9-for-28) hitter in the postseason, including the 2005 National League Championship Series with St. Louis when he hit .385, though did not play in the World Series.
- Born in Santo Domingo, Dominican Republic, he now resides in Hudson, Massachusetts.



#24 CHRISTIAN COLÓN • ASSISTANT HITTING COACH

- Christian Colón returns to the organization as the Naturals Assistant Hitting Coach in 2022, following a 12-year professional career.
- He was the Royals first-round pick in the 2010 MLB Draft, scored the winning run in the 2014 AL Wild Card game and had the game-winning hit in the title-clinching Game 5 of the 2015 World Series.
- After being drafted in 2010, Colón ascended to Northwest Arkansas by 2011 and between 2011, 2012 and 2014, played 202 games for the Naturals ... in 2011, Colón led the Texas League in sacrifices (21), while leading the team in at-bats (491) and hits (126). His 21 sacrifices that season are the most a Naturals player has ever recorded in a single season, while 28 overall are tied for the club record.
- During his playing career, he made stops in Miami (2017) and Cincinnati (2019-20) ... spent 2021 with the Rich Baseball-owned Buffalo Bisons (Triple-A, Toronto) before announcing his retirement.
- He also played in parts of four seasons in the Puerto Rican Winter League.
- Christian lives in Cave Springs, Ark. (15 minutes North of Arvest Ballpark) with his wife, Kayla, and three daughters, Marley, Mia and Lucy.



#23 MIKE JIRSCHLE • BENCH COACH

- Mike Jirschele enters his first season as the Bench Coach for Northwest Arkansas after spending last season in the same role for Manager Chris Widger in Quad Cities.
- He served as a Special Assistant to the General Manager in 2020 and was on the Royals coaching staff as the Third Base Coach from 2014-19 and won the World Series in 2015.
- Jirschele previously managed the Triple-A Omaha franchise for 11 seasons (2003-13), leading the team to four division titles, three-straight trips to the Pacific Coast League championship round (2011-13), two PCL titles (2011, 2013) and a Triple-A Championship in 2013.
- He earned the 2011 Mike Coolbaugh Award for outstanding baseball work ethic, knowledge of the game and skill in mentoring young players on the field.
- Prior to his 11-year stint with Omaha, he served as the Royals Minor League Infield Coordinator for four years (1998-2002), while he held managerial positions with Omaha (1995-97), Wilmington (1994), Rockford (1993) and the Gulf Coast Royals (1992).
- Jirschele was originally selected by the Texas Rangers in the fifth round of the 1977 MLB Draft and played in 999 minor league games over 13-plus seasons in the Rangers and Royals systems.



DANNY ACCOLA • CERTIFIED ATHLETIC TRAINER

- Danny Accola is entering his seventh season with the Royals organization and first as the certified athletic trainer with the Naturals, after serving in the same role with the Quad Cities in 2021, where he was named the High-A Central Athletic Trainer of the Year by PBATS (Professional Baseball Athletic Trainers Society).
- He was slated to serve in that role with Wilmington in 2020 and previously filled those roles with Lexington in 2019, Burlington from 2017-18 and with Surprise in 2016.
- Accola graduated from the University of Central Missouri in 2014 and previously held an athletic training internship with the Denver Broncos in 2013.



C.J. MIKKELSEN • STRENGTH & CONDITIONING COACH

- C.J. Mikkelsen will serve as the Northwest Arkansas Strength & Conditioning Coach for the second consecutive season, after being slated to fill that same role at Idaho Falls in 2020.
- He graduated in December 2019 with a master's degree in sports physiology from Texas A&M University, where he also worked as a Sports Performance Graduate Intern.
- Mikkelsen earned his bachelor's degree in exercise and wellness from Arizona State University in 2016. He resides in Desert Hills, Arizona.



DREW EPPERSON
VIDEO COORDINATOR



MITCH MEYER
VIDEO COORDINATOR



NATURALS RELIEVERS

Table with columns: PITCHER, LAST APPEARANCE (NWA), LEAD, TRAIL, TIED, 1-2-3 INNINGS (TOTAL POSSIBLE, % 1-2-3)

ENTRANCE SITUATION

Table with columns: LEAD, TRAIL, TIED

INNING ENTERING THE GAME

Table with columns: 1, 2, 3, 4, 5, 6, 7, 8, 9, 10+

INHERITED RUNNERS

Table with columns: BR INHER., BR SCORE, % SCORE

1-2-3 INNINGS

Table with columns: TOTAL POSSIBLE, % 1-2-3

STARTING PITCHER SPLITS

Table with columns: PITCHER, GS, W-L, TEAM W-L, R SUPPORT, SUPPORT/START

1st PITCH STRIKES

Table with columns: FPS, TBF, % FPS

1-2-3 INNINGS

Table with columns: TOTAL, POSSIBLE, % 1-2-3

NATURALS STARTERS VS. RELIEVERS

Table with columns: STARTERS, RELIEVERS, 19-55, W-L, ERA, INNINGS, HITS (HR), R (ER), BB, K, WHIP, AVG

STARTING PITCHER/CATCHER MATCHUPS

Large table with columns: PITCHER, SEBASTIAN RIVERO, LOGAN PORTER, TYLER CROPLEY, LUCA TRESH, TOTALS

TOTALS include games caught by Gavin Stupienski, including 10 starts, and pitchers went 5-5 with a 4.12 ERA (41 ER in 89.2 IP with 51 walks and 98 strikeouts)...CS/ATT: 0/9

CATCHER PITCHING STATS

Table with columns: CATCHERS, W, L, ERA, GS, SV, IP, H, R, ER, HR, HB, BB, IBB, SO, WHIP, AVG, WP, GDP, TBF, SB, CS, ATT, %CS, PB

AUTOMATIC BALLS CALLED ON NATURALS PITCHERS (31)

Table with columns: DATE, INNING, UMPIRE, PITCHER (# IN '22), COUNT AT CALL, BATTER RESULT (COUNT)

	SO NICE, THEY DID IT					MULTI-HIT GAMES					MULTI-RUN GAMES					MULTI-RBI GAMES					MULTI-BB GAMES					MULTI-K GAMES					MULTI-SB GAMES				
	TWICE (OR MORE)					2	3	4	5+	T	2	3	4	5+	T	2	3	4	5+	T	2	3	4	5+	T	2	3	4	5+	T	2	3	4	5+	T
26 Alexander, CJ	13	2	-	-	15	4	-	1	-	5	5	4	2	1	12	1	-	-	-	1	7	2	1	-	10	-	-	-	-	-	-	-	-	-	-
235	67	3	0	290	115	21	6	0	137	112	35	13	7	155	91	15	1	0	106	243	66	7	0	306	17	1	0	0	17						

HITTING STREAKS

PLAYER	CURRENT	LONGEST	DATES/RESULTS							
			START	END	AVG	2B	3B	HR	RBI	OPS
26 Alexander, CJ	5	9	7/31	8/11	.378 (14-37)	1	1	6	15	1.361
17 Castellano, Angelo	-	2 (2x)	9/9	9/10	.250 (2-8)	1	0	0	0	.625
11 Tresh, Luca	-	3 (2x)	9/6	9/9	.333 (4-12)	1	0	1	1	1.052

BOLD indicates longest streak in 2022 among active players

ON-BASE STREAKS

PLAYER	CURRENT	LONGEST	DATES/RESULTS										
			START	END	AVG	2B	HR	BB	HBP	OBP			
26 Alexander, CJ	15	15	8/24	9/11	.328 (19-58)	3	2	5	0	.369			
17 Castellano, Angelo	-	13	8/21	9/10	.244 (10-41)	2	0	9	0	.380			
11 Tresh, Luca	17	17	8/13	9/11	.222 (14-63)	3	3	8	2	.329			

Italics indicates longest personal streak is active

PITCHES/PLATE APPEARANCE & PLATE APPEARANCE DEPTH

PLAYER	AVG. P/PA	TOTAL PA	TOTAL P	LONGEST PA (#)	DATE INN. PITCHER				RESULT
26 Alexander, CJ	3.85	189	728	9 (2x)	August 27	▼ 1	Logan Gragg (SPR)	Groundout (4-3)	
Bates, Parker	4.17	12	50	9 (2x)	June 4	▼ 3	Misael Tamarez (CC)	Walk	
3.95	5,203	20,551							

PINCH-HITTING LOG

#	DATE	INNING	PINCH HITTER	HITTING FOR	RESULT
1.	April 15 vs. Wichita	▼ 9	John Rave	Tyler Cropley	Groundout (3-1)
2.	April 16 vs. Wichita	▼ 8	Maikel Garcia	Ryan Grotjohn	Lineout (L7)
3.	April 17 vs. Wichita	▼ 6	Sebastian Rivero	Tyler Cropley	Single
26.	August 26 vs. Springfield	▼ 9	John Rave	Morgan McCullough	Double
27.	September 2 @ Tulsa	▲ 7	Seuly Matias	Diego Hernandez	Strikeout Swinging
28.	September 9 @ Wichita	▲ 1	Gavin Stupienski	Robbie Glendinning	Strikeout Swinging
29.	September 11 @ Wichita	▲ 8	Tyler Gentry	Gavin Stupienski	Strikeout Looking
30.	September 11 @ Wichita	▲ 9	Jeison Guzman	Angelo Castellano	Strikeout Looking

Naturals Pinch Hitters: 5-for-28, 14 K
Most-Used Pinch Hitter: Tucker Bradley (6x) **Most Frequently Pinch-Hit For:** Jake Means (5x)

NATURALS 10-PITCH AT-BAT LOG (16)

DATE	INNING	PITCHES	BATTER (# In 22)	PITCHER	RESULT
1.	April 10 @ Springfield	▲ 7	Michael Massey (1)	Sean Kealey	Walk
2.	April 16 vs. Wichita	▼ 7	John Rave (1)	Steven Cruz	Walk
3.	April 22 @ Frisco	▲ 9	Sebastian Rivero (1)	Lucas Jacobsen	Flyout (F9)
4.	April 22 @ Frisco	▲ 7	Michael Massey (2)	Nick Staff	Walk
5.	May 13 vs. Wichita	▼ 6	Michael Massey (3)	Louie Varland	HOME RUN
6.	May 17 @ Arkansas	▲ 5	John Rave (2)	Peyton Alford	Walk
7.	May 18 @ Arkansas	▲ 5	Robbie Glendinning (1)	Taylor Dollard	Groundout (5-3)
8.	June 2 vs. Corpus Christi	▼ 5	Seuly Matias (1)	Chandler Casey	Walk
9.	June 9 @ Tulsa (G1)	▲ 5	Jake Means (1)	John Rooney	Strikeout Swinging
10.	July 9 vs. Tulsa	▼ 6	Sebastian Rivero (2)	Alec Gamboa	Walk
11.	July 17 @ Corpus Christi	▲ 7	Robbie Glendinning (2)	Adrian Chaidze	RBI Walk
12.	July 30 @ Wichita	▲ 7	Seuly Matias (2)	Alex Phillips	Walk
13.	August 4 vs. Tulsa	▼ 2	Tucker Bradley (1)	Alec Gamboa	Strikeout Swinging
14.	August 16 vs. San Antonio	▼ 9	John Rave (3)	Lake Bachar	Double
15.	August 31 @ Tulsa	▲ 8	Angelo Castellano (1)	Jordan Leaseure	Groundout (5-3)
16.	September 9 @ Wichita	▲ 1	Diego Hernandez (1)	Brent Headrick	Strikeout Swinging

AUTOMATIC STRIKES CALLED ON NATURALS HITTERS (7)

DATE	INNING	UMPIRE	HITTER	COUNT AT CALL	BATTER RESULT (COUNT)
1.	4/15/2022 vs. Wichita	▼ 1	Isaias Barba	Maikel Garcia	0-0 Strikeout (2-2)
2.	4/21/2022 @ Frisco	▲ 9	Benjamin Engstrand	Gavin Stupienski	1-0 Flyout, F9 (1-1)
3.	6/20/2022 @ Tulsa	▲ 2	Tanner Dobson	Robbie Glendinning	0-1 Lineout, L4 (2-2)
4.	7/26/2022 @ Wichita	▲ 2	Jacob Bruner	CJ Alexander	0-2 Strikeout (0-2)
5.	7/28/2022 @ Wichita	▲ 5	Benjamin Engstrand	Tyler Cropley	0-1 Strikeout (0-2)
6.	8/20/2022 vs. San Antonio	▼ 9	Alex Nash	Morgan McCullough	2-2 Strikeout (2-2)
7.	8/23/2022 vs. Springfield	▼ 9	Isaias Barba	Jeison Guzman	0-0 Strikeout (2-2)



HOME RUN BREAKDOWN

PLAYER	2022 TOTAL	HOME ROAD		RHP LHP		OUTS			RUNNERS ON				TIED GO		DIRECTION					LAST					
		0	1	2	0	1	2	3	GAME	AHEAD	LF	LCF	CF	RCF	RF	DATE	OPPONENT	PITCHER	KIND	INN	PA SINCE				
Robbie Glendinning	19	9	10	14	5	5	6	8	9	5	4	1	-	6	5	9	1	1	3	8/31	@ Tulsa	N. Frasso	3-Run	▲ 3	40
Tyler Gentry	16	5	11	12	4	7	6	3	7	5	4	-	-	8	3	6	1	3	3	9/9	@ Wichita	B. Headrick	Solo	▲ 1	9
Seuly Matias	15	6	9	11	4	6	4	5	9	4	2	-	3	2	8	5	1	1	-	8/11	@ Arkansas	T. Dollard	Solo	▲ 4	56
John Rave	13	5	8	10	3	3	7	3	4	4	4	1	-	4	1	3	1	2	6	8/19	vs. San Antonio	O. Hernandez	Solo	▼ 8	72
Tucker Bradley	12	4	8	11	1	5	4	3	7	2	1	2	2	2	1	1	1	2	7	9/2	@ Tulsa	J. Rooney	Solo	▲ 4	
Nick Loftin	12	2	10	6	6	4	5	3	6	5	-	1	1	2	4	7	1	-	-	8/4	vs. Tulsa	A. Gamboa	2-Run	▼ 1	
Jake Means	11	7	4	8	3	6	2	3	6	4	1	-	-	4	5	5	-	1	-	8/28	vs. Springfield	G. Dalatri	Solo	▼ 6	35
CJ Alexander	10	5	5	7	3	2	3	5	5	3	2	-	-	2	-	1	-	2	7	9/8	@ Wichita	A. Rozek	2-Run	▲ 5	9
Logan Porter	10	5	5	8	2	4	4	2	8	2	-	-	1	3	6	2	1	1	-	7/29	@ Wichita	L. Varland	Solo	▲ 2	
Michael Massey	9	3	6	7	2	3	5	1	3	3	2	1	2	3	1	1	1	4	2	6/10	@ Tulsa	B. Miller	2-Run	▲ 3	
Sebastian Rivero	5	5	-	4	1	2	-	3	2	3	-	-	1	1	3	1	-	1	-	8/20	vs. San Antonio	F. Schlichtholz	2-Run	▼ 10	
Maikel Garcia	4	2	2	3	1	1	1	2	3	-	1	-	-	1	1	3	-	-	-	7/23	vs. Springfield	D. Roach	Solo	▼ 9	
Nate Eaton	4	1	3	4	-	2	2	-	4	-	-	-	-	3	2	2	-	-	-	5/25	@ Midland	Z. Plunkett	Solo	▲ 5	
Luca Tresh	3	2	1	1	2	1	-	2	2	1	-	-	-	2	2	-	-	1	-	9/8	@ Wichita	D. Bentley	Solo	▲ 8	9
Brheth Bewley	3	2	1	3	-	3	-	-	2	1	-	-	-	-	2	1	-	-	-	8/17	vs. San Antonio	E. Bencomo	2-Run	▼ 7	
Tyler Cromptley	2	1	1	-	2	-	-	2	2	-	-	-	1	-	1	-	-	1	-	9/10	@ Wichita	M. Boyle	Solo	▲ 7	1
Morgan McCullough	2	1	1	2	-	1	1	-	2	-	-	-	1	-	-	-	-	-	2	9/3	@ Tulsa	J. Leasure	Solo	▲ 7	17
Diego Hernández	2	1	1	1	1	1	-	1	-	2	-	-	-	1	-	-	-	1	1	9/2	@ Tulsa	J. Rooney	2-Run	▲ 3	
Ryan Grotjohn	2	2	-	2	-	1	1	-	2	-	-	-	-	1	1	-	-	1	-	6/5	vs. Corpus Christi	J. Sprinkle	2-Run	▼ 8	39
Gavin Stupienski	1	-	1	1	-	-	-	1	-	-	-	1	-	-	1	-	-	-	-	9/9	@ Wichita	H. McMahon	Grand Slam	▲ 8	4
	155	68	87	115	40	56	51	48	81	46	21	7	12	45	47	47	8	22	31						

INNING DISTRIBUTION

1st Inning	2nd Inning	3rd Inning	4th Inning	5th Inning	6th Inning	7th Inning	8th Inning	9th Inning	10th Inning	11th Inning
12	24	27	16	15	10	15	20	13	2	1

NOTABLE NATURALS HOME RUNS

BACK-TO-BACK HOMERS (3)		2-HOMER GAMES (5)		3-HOMER GAMES (0)		GRAND SLAMS (7)	
PLAYERS	DATE/OPPONENT (INN.)	PLAYER (CAREER NO.)	DATE/OPPONENT	PLAYER (CAREER NO.)	DATE/OPPONENT	PLAYER (CAREER NO.)	DATE/OPPONENT (INN.)
Brheth Bewley & Tucker Bradley	5/5 @ Springfield (6th)	Sebastian Rivero (1st)	4/27 vs. Amarillo			Nick Loftin (2nd)	4/22 @ Frisco (2nd)
Nick Loftin & Tyler Gentry	6/29 @ Amarillo (1st)	Seuly Matias (9th)	6/28 @ Amarillo			Tucker Bradley (1st)	4/23 @ Frisco (5th)
CJ Alexander & Jake Means	7/16 @ Corpus Christi (2nd)	Tyler Gentry (2nd)	6/29 @ Amarillo			Tucker Bradley (2nd)	5/13 vs. Wichita (5th)
		Robbie Glendinning (1st)	7/3 @ Amarillo			Michael Massey (2nd)	5/24 @ Midland (7th)
		CJ Alexander (5th)	8/11 @ Arkansas			John Rave (2nd)	6/28 @ Amarillo (1st)
						Robbie Glendinning (2nd)	7/17 @ Corpus Christi (8th)
						Gavin Stupienski (2nd)	9/8 @ Wichita (8th)

LEADOFF HOMERS (1)		INSIDE-THE PARK HOMERS (0)		PINCH-HIT HOMERS (0)		WALK-OFF HOMERS (3)	
PLAYER (CAREER NO.)	DATE/OPPONENT	PLAYER (CAREER NO.)	DATE/OPPONENT (INN.)	PLAYER (CAREER NO.)	DATE/OPPONENT (INN.)	PLAYER	DATE/OPPONENT
Maikel Garcia (2nd)	6/17 vs. Arkansas					Seuly Matias	6/4 vs. Corpus Christi
						Sebastian Rivero	8/20 vs. San Antonio
						Diego Hernández	8/26 vs. Springfield

HOME RUN SITUATION	# OF	DATE OF LAST	BATTER ('22 HR #)	PITCHER	COUNT	RUNNERS ON	OUTS	INNING	SCORE @ HR	FINAL
GO-AHEAD HOME RUN	45	September 9 @ Wichita	Tyler Gentry (16)	Brent Headrick	2-2	0	1	▲ 1	1-0	L, 13-7
GAME-TYING HOME RUN	12	September 3 @ Tulsa	Morgan McCullough (2)	Jordan Leasure	0-0	0	0	▲ 7	5-5	W, 8-6

NOTABLE OPPOSING HOME RUNS

BACK-TO-BACK HOMERS (3)		2-HOMER GAMES (7)		3-HOMER GAMES (0)		GRAND SLAMS (7)	
PLAYERS	DATE/OPPONENT (INN.)	PLAYER (CAREER NO.)	DATE/OPPONENT	PLAYER (CAREER NO.)	DATE/OPPONENT	PLAYER	DATE/OPPONENT (INN.)
Leandro Cedeño & Jorge Barrosa	5/1 vs. Amarillo (8th)	Dio Arias (1st)	4/21 @ Frisco			Justin Foscue	4/21 @ Frisco (3rd)
Alex Isola & Andrew Bechtold	5/10 vs. Wichita (4th)	Leandro Cedeño (4th)	4/30 vs. Amarillo			Leandro Cedeño	6/30 @ Amarillo (8th)
Leonel Valera & Kody Hoese	8/30 @ Tulsa (4th)	Andy Pages (8th)	6/7 @ Tulsa			Wilyer Abreu	7/14 @ Corpus Christi (8th)
		Joe Rizzo (3rd)	6/14 vs. Arkansas			Brandon Lewis	8/5 vs. Tulsa (8th)
		Cade Marlowe (3rd)	6/17 vs. Arkansas			Brandon Dixon	8/17 vs. San Antonio (2nd)
		Edouard Julien (2nd)	7/30 @ Wichita			Chandler Redmond	8/24 vs. Springfield (4th)
		Brandon Lewis (6th)	9/2 @ Tulsa			Nick Dunn	8/24 vs. Springfield (7th)

LEADOFF HOMERS (4)		INSIDE-THE PARK HOMERS (0)		PINCH-HIT HOMERS (0)		WALK-OFF HOMERS (0)	
PLAYER	DATE/OPPONENT	PLAYER	DATE/OPPONENT (INN.)	PLAYER	DATE/OPPONENT (INN.)	PLAYER	DATE/OPPONENT
Jonathan Ornelas	4/24 @ Frisco						
Jorge Barrosa	7/3 @ Amarillo						
Jonny DeLuca	7/6 vs. Tulsa						
Edouard Julien	7/30 @ Wichita						



OPPONENT

Table with opponent names and statistics: vs. Amarillo, vs. Arkansas, vs. Corpus Christi, vs. Frisco, vs. Midland, vs. San Antonio, vs. Springfield, vs. Tulsa, vs. Wichita.

PITCHING

Table with pitching statistics: Left-Handed Starter, Right-Handed Starter, WITH Left-Handed Starter, WITH Right-Handed Starter, 0-5 strikeouts, 6-10 strikeouts, 11+ strikeouts, 0 runs of support, 1-4 runs of support, 5-9 runs of support, 10+ runs of support.

SCORING

Table with scoring statistics: 1-Run Games, 2-Run Games, 3-4-Run Games, 5+ Run Games, Extra Innings, Shutouts, Doubleheaders, Scoring 0-2 Runs, 3-5 Runs, 6-9 Runs, 10+ Runs, Opponent 0-2 Runs, 3-5 Runs, 6-9 Runs, 10+ Runs, Scored in 1st Inning, Opponent scored in 1st, Scores first, Opponent scores first.

HITTING

Table with hitting statistics: Naturals 0-5 hits, 6-9 hits, 10+ hits, Opponent 0-5 hits, 6-9 hits, 10+ hits, Hit 0 home runs, 1 home run, 2 home runs, 3+ home runs, Opponent hit 0 home runs, 1 home run, 2 home runs, 3+ home runs, Out-hit opponent, Out-hit by opponent, Hits are tied, Leave 0-5 runners on base, 6-9 on base, 10+ on base, Opponent leaves 0-5 runners on base, 6-9 on base, 10+ on base, Steals 0 bases, 1 base, 2+ bases, Opponent steals 0 bases, 1 base, 2+ bases.

FIELDING

Table with fielding statistics: Made 0 errors, 1 error, 2 errors, 3+ errors, Opponent made 0 errors, 1 error, 2 errors, 3+ errors.

TEAM HIGHS

Table with team high statistics: LONGEST WIN STREAK, LONGEST LOSING STREAK, LONGEST HOME WINNING STREAK, LONGEST HOME LOSING STREAK, LONGEST ROAD WINNING STREAK, LONGEST ROAD LOSING STREAK, LARGEST MARGIN OF VICTORY, LARGEST MARGIN OF DEFEAT, LONGEST GAME, INNINGS, LONGEST GAME, TIME, LONGEST 9-INNING GAME, TIME (PRE-PITCH CLOCK), LONGEST 9-INNING GAME, TIME (POST-PITCH CLOCK), SHORTEST 9-INNING GAME, TIME, SHORTEST GAME, TIME, LARGEST COMEBACK WIN, LARGEST MARGIN OF LEAD SURRENDERED (IN A LOSS), MOST ERRORS, TEAM, MOST ERRORS, PLAYER, LARGEST CROWD, HOME, LARGEST CROWD, ROAD, WARMEST FIRST PITCH, COLDEST FIRST PITCH.

OFFENSIVE HIGHS

Table with offensive high statistics: MOST RUNS SCORED, GAME, MOST RUNS SCORED, INNING, MOST CONSECUTIVE INNINGS SCORED, FEWEST HITS, GAME, MOST HITS, GAME, MOST DOUBLES, GAME, MOST TRIPLES, GAME, MOST HOME RUNS, GAME, MOST EXTRA-BASE HITS, GAME, MOST RBI, GAME, MOST RUNNERS LOB, GAME, MOST TOTAL BASES, GAME, MOST WALKS, GAME, MOST STRIKEOUTS, GAME, FEWEST STRIKEOUTS, GAME, MOST STOLEN BASES, GAME, MOST HIT BY PITCHES.

INDIVIDUAL OFFENSIVE HIGHS

Table with individual offensive high statistics: MOST RUNS, GAME, MOST HITS, GAME, MOST DOUBLES, GAME, MOST TRIPLES, GAME, MOST HOME RUNS, GAME, MOST RBI, GAME, MOST WALKS, GAME, MOST STRIKEOUTS, GAME, MOST STOLEN BASES, GAME, MOST HIT BY PITCHES, GAME.

PITCHING HIGHS

Table with pitching high statistics: MOST RUNS ALLOWED, GAME, MOST RUNS ALLOWED, INNING, FEWEST HITS ALLOWED, GAME, MOST HITS ALLOWED, GAME, FEWEST STRIKEOUTS, GAME, MOST STRIKEOUTS, GAME, FEWEST WALKS ALLOWED, GAME, MOST WALKS ALLOWED, GAME, MOST HOME RUNS ALLOWED, GAME.

INDIVIDUAL PITCHING HIGHS

Table with individual pitching high statistics: MOST RUNS ALLOWED, GAME, MOST EARNED RUNS ALLOWED, GAME, FEWEST HITS ALLOWED, GAME (STARTER), MOST HITS ALLOWED, GAME, MOST HOME RUNS ALLOWED, GAME, MOST STRIKEOUTS, GAME, MOST CONSECUTIVE STRIKEOUTS, MOST WALKS ALLOWED, GAME, MOST HIT BATTERS, GAME, MOST INNINGS PITCHED, STARTER, MOST PITCHES THROWN, STARTER, MOST INNINGS PITCHED, RELIEVER, MOST PITCHES THROWN, RELIEVER.

^ Indicates All-Time Naturals Record Tied

* Indicates All-Time Naturals Record Set



LF

Tucker Bradley, 81 (37-44)
John Rave, 21 (10-11)
Tyler Gentry, 19 (5-16)
Ryan Grotjohn, 4 (1-3)
Nate Eaton, 3 (2-1)
Nick Loftin, 2 (2-0)
Diego Hernández, 1 (0-1)

CF

John Rave, 57 (25-32)
Nick Loftin, 53 (20-33)
Diego Hernández, 17 (7-9)
Parker Bates, 2 (1-1)
Ryan Grotjohn, 1 (1-0)
Tucker Bradley, 1 (0-1)

RF

Seuly Matias, 66 (28-38)
Tyler Gentry, 30 (13-17)
John Rave, 15 (4-11)
Nate Eaton, 7 (3-4)
Tucker Bradley, 5 (3-2)
Diego Hernández, 5 (2-3)
Ryan Grotjohn, 2 (2-0)
Parker Bates, 1 (0-1)

SS

Maikel Garcia, 77 (31-46)
Angelo Castellano, 19 (5-14)
Morgan McCullough, 11 (4-7)
Jeison Guzmán, 8 (5-3)
Nick Loftin, 6 (4-2)
Jake Means, 5 (3-2)
Ryan Grotjohn, 4 (2-2)
Nate Eaton, 1 (1-0)

2B

Michael Massey, 46 (25-21)
Robbie Glendinning, 21 (6-15)
Brhet Bewley, 20 (6-14)
Nick Loftin, 19 (7-12)
Morgan McCullough, 12 (7-5)
Jake Means, 5 (2-3)
Ryan Grotjohn, 5 (0-5)
Angelo Castellano, 3 (2-1)

3B

Jake Means, 69 (28-41)
Nate Eaton, 23 (10-13)
Robbie Glendinning, 11 (5-6)
CJ Alexander, 10 (2-8)
Logan Porter, 6 (3-3)
Brhet Bewley, 4 (4-0)
Morgan McCullough, 4 (1-3)
Nick Loftin, 3 (1-2)
Ryan Grotjohn, 1 (1-0)

SP

Anthony Veneziano, 24 (11-13)
Alec Marsh, 24 (4-20)
Dante Biasi, 15 (9-6)
Ángel Zerpa, 13 (5-8)
Drew Parrish, 10 (5-5)
Andrew Hoffmann, 9 (4-5)
Jon Bowlan, 8 (4-4)
T.J. Sikkema, 7 (3-4)
Noah Murdock, 7 (1-6)
Will Klein, 3 (2-1)
Asa Lacy, 3 (2-1)
Marcelo Martinez, 3 (2-1)
Zack Phillips, 3 (2-1)
Zach Haake, 1 (1-0)
Walter Pennington, 1 (0-1)

1B

Robbie Glendinning, 63 (29-34)
CJ Alexander, 30 (11-19)
Logan Porter, 20 (6-14)
Jake Means, 18 (10-8)

DH

Seuly Matias, 26 (11-15)
Tyler Gentry, 17 (6-11)
Robbie Glendinning, 16 (7-9)
Tucker Bradley, 16 (6-10)
Logan Porter, 14 (4-10)
John Rave, 8 (6-2)
Michael Massey, 8 (2-6)
Nick Loftin, 6 (5-1)
Brhet Bewley, 6 (1-5)
CJ Alexander, 4 (2-2)
Jake Means, 3 (2-1)
Nate Eaton, 2 (2-0)
Ryan Grotjohn, 2 (1-1)
Diego Hernández, 1 (0-1)
Sebastian Rivero, 1 (0-1)
Gavin Stupiensi, 1 (0-1)

C

Sebastian Rivero, 40 (16-24)
Logan Porter, 35 (19-16)
Tyler Cropley, 26 (5-21)
Luca Tresh, 20 (10-10)
Gavin Stupiensi, 10 (5-5)

1	2	3	4	5	6	7	8	9
Maikel Garcia, 76 (30-46) Tucker Bradley, 41 (20-21) Diego Hernández, 7 (3-4) Nick Loftin, 6 (4-2) Angelo Castellano, 1 (0-1)	Nick Loftin, 77 (35-42) Diego Hernández, 17 (8-9) Tucker Bradley, 13 (4-9) Tyler Gentry, 10 (4-6) John Rave, 5 (1-4) Brhet Bewley, 3 (1-2) Angelo Castellano, 3 (0-3) Nate Eaton, 2 (1-1) Maikel Garcia, 1 (0-0)	Michael Massey, 54 (27-27) Tyler Gentry, 45 (17-28) CJ Alexander, 9 (4-5) Logan Porter, 8 (3-5) Robbie Glendinning, 5 (3-2) John Rave, 5 (1-4) Nick Loftin, 5 (0-5)	Robbie Glendinning, 49 (24-25) Seuly Matias, 32 (14-18) Logan Porter, 18 (8-10) CJ Alexander, 18 (6-12) Tyler Gentry, 7 (0-7) John Rave, 4 (2-2) Jake Means, 2 (0-2) Luca Tresh, 1 (1-0)	John Rave, 40 (22-18) Robbie Glendinning, 26 (9-17) Nate Eaton, 19 (7-12) Logan Porter, 15 (4-11) Sebastian Rivero, 9 (4-5) CJ Alexander, 5 (2-3) Luca Tresh, 4 (3-1) Tyler Gentry, 3 (1-2) Seuly Matias, 3 (1-2) Jeison Guzmán, 1 (1-0) Brhet Bewley, 2 (0-2) Tucker Bradley, 1 (1-0) John Rave, 1 (1-0) Nick Loftin, 1 (0-1)	Seuly Matias, 36 (16-20) John Rave, 21 (11-20) Robbie Glendinning, 13 (4-9) Sebastian Rivero, 12 (5-7) Nate Eaton, 9 (6-3) Logan Porter, 8 (5-3) Luca Tresh, 6 (3-3) Jake Means, 5 (2-3) CJ Alexander, 4 (1-3) Jeison Guzmán, 3 (2-1) Brhet Bewley, 1 (1-0) Tucker Bradley, 1 (0-1) Ryan Grotjohn, 1 (0-1) Gavin Stupiensi, 1 (0-1)	Seuly Matias, 19 (7-12) Jake Means, 19 (7-12) Robbie Glendinning, 16 (6-10) Logan Porter, 15 (6-9) Sebastian Rivero, 10 (3-7) Luca Tresh, 8 (3-5) CJ Alexander, 7 (2-5) Ryan Grotjohn, 7 (1-6) Gavin Stupiensi, 6 (4-2) Nate Eaton, 5 (4-1) John Rave, 4 (3-1) Tucker Bradley, 4 (2-2) Tyler Cropley, 4 (2-2) Brhet Bewley, 3 (2-1) Jeison Guzmán, 3 (2-1) Angelo Castellano, 1 (1-0)	Jake Means, 62 (30-32) Brhet Bewley, 12 (6-6) Tyler Cropley, 12 (1-11) Logan Porter, 11 (6-5) Morgan McCullough, 10 (2-8) Sebastian Rivero, 8 (4-4) Robbie Glendinning, 4 (2-2) Gavin Stupiensi, 4 (1-3) Ryan Grotjohn, 3 (1-2) Seuly Matias, 2 (1-1) Angelo Castellano, 1 (0-0) Jeison Guzmán, 1 (0-1) Luca Tresh, 1 (0-1)	Tucker Bradley, 44 (21-23) Morgan McCullough, 15 (8-7) Angelo Castellano, 17 (6-11) John Rave, 12 (4-8) Jake Means, 10 (5-5) Tyler Cropley, 10 (2-8) Brhet Bewley, 9 (1-8) Ryan Grotjohn, 8 (5-3) Parker Bates, 3 (2-1) Sebastian Rivero, 2 (1-1) Nate Eaton, 1 (0-1)



PLAYER	GS	POSITION										BATTING ORDER								
		C	1B	2B	3B	SS	LF	CF	RF	OF	DH	1ST	2ND	3RD	4TH	5TH	6TH	7TH	8TH	9TH
Robbie Glendinning	112		64	21	11									5	49	26	13	16	3	
Tucker Bradley	103						81	1	5	87	16	41	12			1	1	4		44
John Rave	101						21	57	15	93	8		5	5	4	40	31	4		12
Jake Means	100		18	5	69	5					3				2	2	5	19	62	10
Seuly Matias	92								66	66	26				32	3	36	19	2	
Nick Loftin	89			19	3	6	2	53		55	6	6	77	5		1				
Maikel Garcia	77					77						76	1							
Logan Porter	75	35	20		6						14			8	18	15	8	15	11	
Tyler Gentry	66						19		30	49	17		11	45	7	3				
Michael Massey	54			46							8			54						
CJ Alexander	43		29		10						4			9	18	5	4	7		
Sebastian Rivero	41	40									1					9	12	10	8	2
Nate Eaton	36				23	1	3		7	10	2		2			19	9	5		1
Brhet Bewley	30			20	4						6		3			2	1	3	12	9
Morgan McCullough	26			12	4	10													11	15
Tyler Cropley	26	26																4	12	10
Diego Hernández	24						1	17	5	23	1	7	17							
Angelo Castellano	23			3		20						1	3					1	1	17
Luca Tresh	20	20												1	4	6	8	1		
Ryan Grotjohn	19			5	1	4	4	1	2	7	2						1	7	3	8
Gavin Stupienski	11	10									1						2	5	4	
Jeison Guzmán	8					8										1	2	4	1	
Parker Bates	3							2	1	3										3

OUTFIELD ASSISTS (35)

TUCKER BRADLEY (7)	LF	6
	RF	1
NATE EATON (4)	LF	1
	RF	3
TYLER GENTRY (9)	LF	4
	RF	5
NICK LOFTIN (4)	CF	4
SEULY MATIAS (5)	RF	5
JOHN RAVE (6)	CF	6

OF LINEUP COMBOS

131 games, 130 unique lineup combinations used

MOST USED LINEUP (2x)

	PLAYER	Pos.
1	Tucker Bradley	LF
2	Nick Loftin	CF
3	Tyler Gentry	RF
4	Robbie Glendinning	1B
5	Logan Porter	C
6	CJ Alexander	3B
7	Jake Means	2B
8	Brhet Bewley	DH
9	Morgan McCullough	SS

NATURALS POSITION PRODUCTION

	AVG	AB	H	TB	2B	3B	HR	RBI	BB	SO	OBP	SLG	OPS	SAC	SF	HBP	GIDP
C	.244	471	115	202	33	0	18	70	60	126	.345	.429	.774	1	3	14	9
1B	.267	490	131	225	28	0	22	99	62	156	.353	.459	.812	0	8	7	8
2B	.253	486	123	207	27	0	19	81	71	145	.349	.426	.775	3	9	5	11
3B	.219	475	104	170	27	3	11	66	65	140	.320	.358	.678	1	3	7	14
SS	.264	516	136	186	31	2	5	42	71	125	.353	.360	.713	4	3	2	11
LF	.276	496	137	209	26	2	14	70	72	117	.370	.421	.791	5	6	5	7
CF	.270	507	137	206	21	3	14	70	70	122	.362	.406	.768	6	6	6	12
RF	.273	484	132	248	20	3	30	105	62	148	.364	.512	.876	2	12	14	5
DH	.248	483	120	205	17	1	22	76	68	152	.348	.424	.772	2	6	9	4

NATURALS BATTING ORDER PRODUCTION

	AVG	AB	H	TB	2B	3B	HR	RBI	BB	SO	OBP	SLG	OPS	SAC	SF	HBP	GIDP
1st	.292	548	160	236	38	1	12	57	77	116	.378	.431	.809	6	3	1	12
2nd	.274	530	145	221	23	1	17	73	68	101	.358	.417	.775	7	8	6	10
3rd	.300	520	156	250	28	0	22	107	64	131	.381	.481	.862	1	12	11	8
4th	.258	504	130	233	26	1	25	104	66	181	.349	.462	.811	0	9	9	11
5th	.216	487	105	186	20	2	19	77	71	135	.323	.382	.705	0	7	10	5
6th	.265	472	125	219	22	3	22	85	72	157	.368	.464	.832	2	5	8	6
7th	.255	470	120	197	25	2	16	69	59	157	.349	.419	.768	1	7	12	7
8th	.202	461	93	155	26	0	12	55	63	151	.308	.336	.644	2	1	8	13
9th	.239	444	106	168	24	4	10	56	62	116	.333	.378	.711	5	6	4	9



Table with columns: GM #, APRIL, OPPONENT, SCORE, RECORD, Pos./G+/-, WIN, LOSS, SAVE, TEMP., 1ST PITCH, TIME, ATT., HOME ATT., NATURALS (R, H, E, LO), OPPONENT (R, H, E, LO). Rows 1-20.

APRIL Hitting Results: .261/.357/.422 (180-for-690), 37 2B, 22 HR, 126 R, 97 BB, 32 SB // APRIL Pitching Results: 9-11, 5.98 ERA (119 ER in 179.0 IP), 3/5 SV, 194 H, 25 HR, 87 BB, 158 K, .276 AVG

Table with columns: GM #, MAY, OPPONENT, SCORE, RECORD, Pos./G+/-, WIN, LOSS, SAVE, TEMP., 1ST PITCH, TIME, ATT., HOME ATT., NATURALS (R, H, E, LO), OPPONENT (R, H, E, LO). Rows 21-45.

MAY Hitting Results: .286/.354/.456 (255-for-892), 53 2B, 29 HR, 160 R, 94 BB, 31 SB // MAY Pitching Results: 13-12, 4.43 ERA (108 ER in 219.1 IP), 3/6 SV, 197 H, 25 HR, 123 BB, 249 K, .239 AVG

Table with columns: GM #, JUNE, OPPONENT, SCORE, RECORD, Pos./G+/-, WIN, LOSS, SAVE, TEMP., 1ST PITCH, TIME, ATT., HOME ATT., NATURALS (R, H, E, LO), OPPONENT (R, H, E, LO). Rows 46-68.

1ST HALF Hitting Results: .259/.346/.765 (603-for-2,426), 126 2B, 75 HR, 397 R, 284 BB, 92 SB // 1ST HALF Pitching Results: 31-37, 5.50 ERA (367 ER in 600.1 IP), 8/15 SV, 604 H, 81 HR, 333 BB, 621 K, .261 AVG



Table with columns: GM #, JUNE, OPPONENT, SCORE, RECORD, Pos./G+/-, WIN, LOSS, SAVE, TEMP., 1ST PITCH, TIME, ATT., HOME ATT., NATURALS (R, H, E, LO), OPPONENT (R, H, E, LO). Rows 69-71.

JUNE Hitting Results: .232/.335/.407 (197-for-848), 43 2B, 35 HR, 139 R, 112 BB, 32 SB // JUNE Pitching Results: 10-16, 6.17 ERA (156 ER in 227.0 IP), 2/4 SV, 242 H, 33 HR, 136 BB, 248 K, .270 AVG

Table with columns: GM #, JULY, OPPONENT, SCORE, RECORD, Pos./G+/-, WIN, LOSS, SAVE, TEMP., 1ST PITCH, TIME, ATT., HOME ATT., NATURALS (R, H, E, LO), OPPONENT (R, H, E, LO). Rows 72-95.

JULY Hitting Results: .267/.360/.425 (219-for-821), 52 2B, 24 HR, 134 R, 115 BB, 31 SB // JULY Pitching Results: 8-16, 6.78 ERA (156 ER in 207.0 IP), 3/4 SV, 247 H, 40 HR, 138 BB, 209 K, .294 AVG

Table with columns: GM #, AUGUST, OPPONENT, SCORE, RECORD, Pos./G+/-, WIN, LOSS, SAVE, TEMP., 1ST PITCH, TIME, ATT., HOME ATT., NATURALS (R, H, E, LO), OPPONENT (R, H, E, LO). Rows 96-121.

AUGUST Hitting Results: .246/.357/.410 (212-for-861), 36 2B, 35 HR, 149 R, 142 BB, 30 SB // AUGUST Pitching Results: 11-15, 6.76 ERA (172 ER in 229.0 IP), 4/10 SV, 260 H, 30 HR, 152 BB, 220 K, .284 AVG

Table with columns: GM #, SEPTEMBER, OPPONENT, SCORE, RECORD, Pos./G+/-, WIN, LOSS, SAVE, TEMP., 1ST PITCH, TIME, ATT., HOME ATT., NATURALS (R, H, E, LO), OPPONENT (R, H, E, LO). Rows 122-137.

SEPTEMBER Hitting Results: TBD // SEPTEMBER Pitching Results: TBD
2ND HALF Hitting Results: TBD // 2ND HALF Pitching Results: TBD



THE LAST TIME THE NATURALS...

Table listing various baseball statistics for the Naturals team, such as 'THREW A PERFECT GAME', 'THREW A NO-HITTER', 'THREW A 9-INNING NO-HITTER', etc., with corresponding dates and opponents.

THE LAST TIME A NATURALS HITTER...

Table listing various baseball statistics for individual Naturals hitters, such as 'HAD 6 HITS IN ONE GAME', 'HAD 5 HITS IN ONE GAME', 'HAD 4 HITS IN ONE GAME', etc., with corresponding dates and opponents.

THE LAST TIME A NATURALS PITCHER...

Table listing various baseball statistics for individual Naturals pitchers, such as 'THREW A 1-HITTER (9 INNINGS)', 'THREW A 1-HITTER (7 INNINGS)', 'THREW A 2-HITTER (9 INNINGS)', etc., with corresponding dates and opponents.