



How to Login to Your Season Ticket Account:

In an effort to go as “paperless” as possible this year, we are encouraging everyone to access and manage their ticket accounts digitally this year through our website! While we understand this may seem daunting for some, we assure you it is actually quite easy and convenient! Keep this handy “cheat sheet” on hand to reference anytime you need a refresher. And feel free to contact your Patriots account representative should you need any further help!

Getting Started

Start by going to www.somersetpatriots.com. Under the “Tickets and Promotions” menu, click on the “Account Manager” link. Direct link is:

<https://so6.gltnticketing.com/soticket/web/login.php>

1. Login to your account using the user name and password you have already set up on the website. If you are having difficulties logging in, just contact your Patriots account rep or the box office for help at 908-252-0700 or ticketing@somersetpatriots.com.

Desktop View

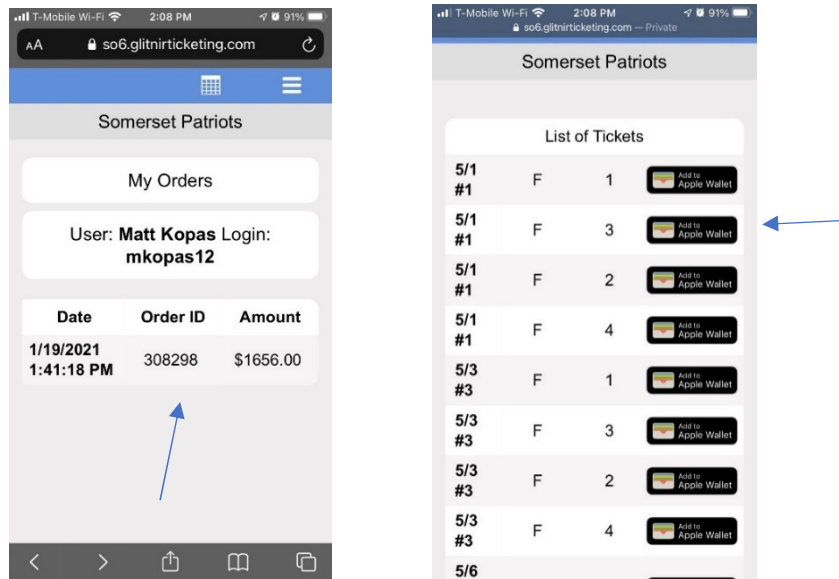
Tickets Email Tickets My E-Tickets View My Orders My Mobile Tickets Buy Individual Tickets	Season Tickets Buy Season Renew Season
Basic Info Name: Matt Kopas Login: mkopas12 Priority ID: 1109784 Update Password Edit	Credit/Debit Card Card Type: --- Card Last 4: --- Card Expiry: --- Edit
Address 202 Harvard Drive Hackettstown NJ 07840 Edit	Email Address mkopas12@gmail.com Subscribed to: Email Communications Unsubscribe Edit
Phone Numbers Home: 201-230-2179 Cell: --- Edit	Social Networks Facebook: --- Twitter: --- Linked In: --- Edit

Mobile View

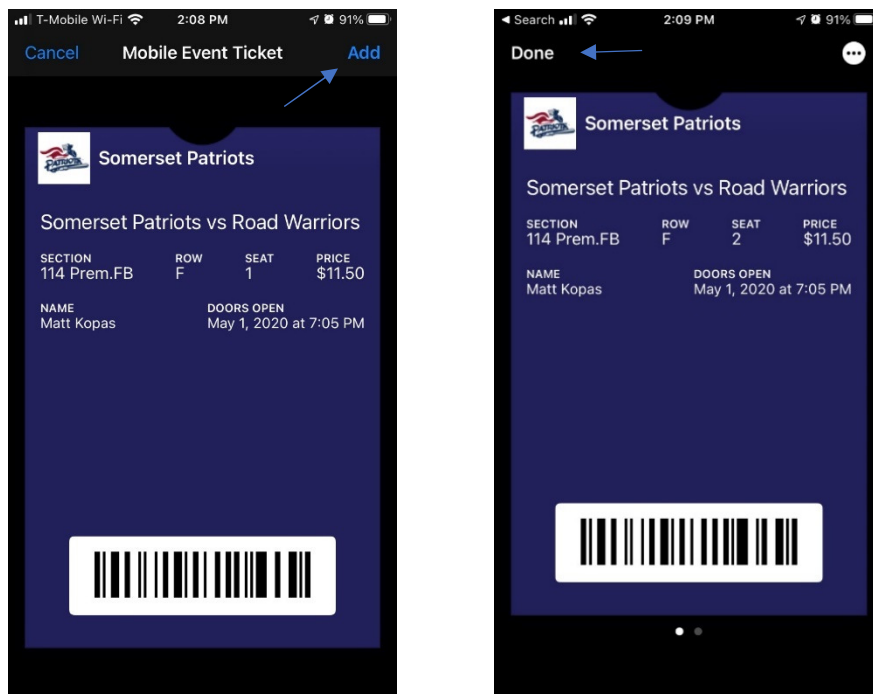
Mobile view screenshot of the account manager interface. The interface is displayed on a smartphone screen with a status bar at the top showing 'T-Mobile Wi-Fi', '2:03 PM', and '92%' battery. The address bar shows 'so6.gltnticketing.com'. The main content area contains a vertical list of buttons: 'Display Tickets', 'Where Are My Seats?', 'View My Orders', 'Email Tickets', 'Claim My Playoff Seat', 'Update Account', 'Update Password', and 'Logout' (highlighted in red). The bottom navigation bar shows standard mobile OS icons.

2. From any Apple mobile device, you can easily move any ticket from your package into your Apple wallet

Click "View My Orders" then click on order to see all tickets in plan. From there click "Add to Apple Wallet" Button next to any ticket to move to your wallet.



After you press "Add to Apple Wallet" Button you will see the confirmation screen before adding to wallet. Click "Add" in the top right corner. It will then add your ticket into your wallet and it will remain in your Wallet app until you delete it.



- Tickets

Email Tickets

My E-Tickets

View My Orders

My Mobile Tickets

Buy Individual Tickets

Basic Info

Name: Matt Kopas

Login: mkopas12

Priority ID: 1109784

Update Password

Edit

Address

202 Harvard Drive

Hackettstown NJ 07840

Edit

Phone Numbers

Home: 201-230-2179

Cell: ---

Edit

Season Tickets

Buy Season

Renew Season

Credit/Debit Card

Card Type: ---

Card Last 4: ---

Card Expiry: ---

Edit

Email Address

mkopas12@gmail.com

Subscribed to: Email Communications

Unsubscribe

Edit


Social Networks

Facebook: ---
















Twitter: ---

Linked In: ---

Edit

Filter By Event
Event 

List Of Print at Home Orders							
	Order Id	Total	Date	Terms	Delivery		
PRINT E-TICKETS IN ORDER	308298	\$1656.00	1/19/2021 1:41:18 PM	Cash	Ticket Book		

		Event	Section	Row	Seat	Sold	Discount/Adjustment	Event Information
		5/1 #1	114 Prem.FB	F	1	\$11.50		Opening Night / Post-Game Fireworks Presented by TD Bank
		5/1 #1	114 Prem.FB	F	2	\$11.50		Opening Night / Post-Game Fireworks Presented by TD Bank
		5/1 #1	114 Prem.FB	F	3	\$11.50		Opening Night / Post-Game Fireworks Presented by TD Bank
		5/1 #1	114 Prem.FB	F	4	\$11.50		Opening Night / Post-Game Fireworks Presented by TD Bank
		5/3 #3	114 Prem.FB	F	1	\$11.50		Autism Awareness Day and Jersey Auction
		5/3 #3	114 Prem.FB	F	2	\$11.50		Autism Awareness Day and Jersey Auction
		5/3 #3	114 Prem.FB	F	3	\$11.50		Autism Awareness Day and Jersey Auction
		5/3 #3	114 Prem.FB	F	4	\$11.50		Autism Awareness Day and Jersey Auction

[illegible]

4. You can easily email tickets from your Patriots ticket account to anyone at any time:

Click "Email Tickets" from main screen, then select desired tickets from list and click submit.

The screenshot shows the main interface of the Patriots ticket account. On the left, there's a 'Tickets' section with buttons for 'Email Tickets', 'My E-Tickets', 'View My Orders', 'My Mobile Tickets', and 'Buy Individual Tickets'. Below this are sections for 'Basic Info', 'Credit/Debit Card', 'Address', 'Email Address', 'Phone Numbers', and 'Social Networks', each with an 'Edit' button. On the right, there's a 'Season Tickets' section with 'Buy Season' and 'Renew Season' buttons. A progress bar at the top indicates the current step in the process.

Enter email address and name then click "Submit".

This screenshot shows the 'Step 3 of 4 Continued' screen. It features a form with four input fields: 'Send To Email', 'Confirm Email', 'Recipient First', and 'Recipient Last'. A blue arrow points to the 'SUBMIT' button. Below the form is a table titled 'List of Tickets to Release' showing details for four tickets. A progress bar at the top indicates the current step.

Event	Row	Seat	Sec	Sold	Order	Order Date	Buyer	Delivery Type
5/1 #1 F	1	114	Prem.FB	\$11.50	308298	1/19/2021 1:41:18 PM	Kopas	Ticket Book
5/1 #1 F	2	114	Prem.FB	\$11.50	308298	1/19/2021 1:41:18 PM	Kopas	Ticket Book
5/1 #1 F	3	114	Prem.FB	\$11.50	308298	1/19/2021 1:41:18 PM	Kopas	Ticket Book
5/1 #1 F	4	114	Prem.FB	\$11.50	308298	1/19/2021 1:41:18 PM	Kopas	Ticket Book

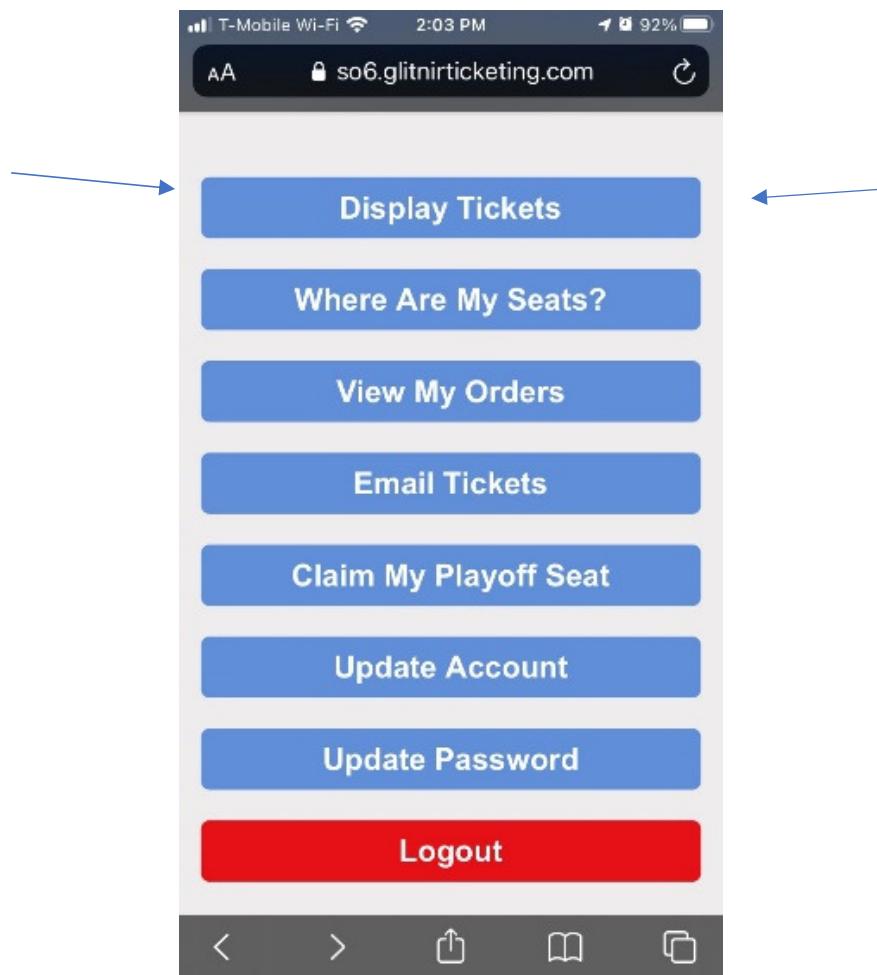
Your recipient will then receive an email asking them to create an account on our website to access their tickets. From there they can print or save their tickets as needed.

5. Showing your ticket on your phone when you arrive to the game:

Once logged into your account, simply click the “Display Tickets” button from any mobile device to display your ticket on your phone. There is no need to print anything out, just show the barcode when you arrive and you will be scanned in.

You can also click the “Where Are My Seats?” Button to get additional seat location information.

Important Note: You can only utilize this feature on the day of your scheduled game. So, if you try to display a ticket for a future game, it will not work.



Once again, if you have any questions just let us know. We are here to help! We look forward to seeing you at the ballpark soon!