



**SOD
POODLES
BASEBALL
CLUB**

NEWS & NOTES

HODGETOWN

715 S. BUCHANAN ST

AMARILLO, TEXAS 79101

806-803-7762

TWITTER: @SODPOODLES

Sod Poodles PR Department: Director, Cory Hilborne - CoryH@SodPoodles.com, 806-803-9614

Amarillo Sod Poodles (25-28)

RHP Chad Patrick (2-5, 4.89 ERA)

VS.

Midland RockHounds (26-27)

LHP David Leal (2-1, 4.45 ERA)

Thursday, June 8, 2023 • 7:00 PM CT • Momentum Bank Ballpark • Radio: KVWE-102.9 FM • Game 54 • Away Game 30

UPCOMING GAMES

DAY	DATE	OPPONENT	PROBABLE PITCHERS	TIME (CT)	RADIO
Fri	June 9	@MID	RHP Deyni Olivero (2-4, 7.78 ERA) vs. RHP Blake Beers (1-1, 5.59 ERA)	7:00 PM	KVWE-102.9 FM
Sat	June 10	@MID	RHP Jeff Bain (1-2, 5.53 ERA) vs. RHP Jack Cushing (1-2, 4.70 ERA)	7:00 PM	KVWE-102.9 FM
Sun	June 11	@MID	RHP Luke Albright (4-2, 5.21 ERA) vs. RHP Joey Estes (3-4, 3.48 ERA)	1:00 PM	KVWE-102.9 FM

SEASON RESULTS

Date	Site	Result
5/9	MID	L, 11-9
5/10	MID	W, 6-3
5/11	MID	L, 16-6
5/12	MID	L, 6-1
5/13	MID	PPD
5/14 (1)	MID	W, 10-1 (7)
5/14 (2)	MID	L, 13-1 (7)
6/6	@MID	W, 8-4
6/7	@MID	W, 4-0
6/8	@MID	
6/9	@MID	
6/10	@MID	
6/11	@MID	

MIDLAND SERIES CAPSULE

2023 at Home: 2-4
2023 on Road: 2-0
All-Time at Home: 26-23
All-Time on Road: 23-17
All-Time Totals: 49-40

STREAKS

Last 5 Games: 3-2
Last 10 Games: 8-2
Longest 2023 Winning Streak: 5
Longest 2023 Losing Streak: 4 (2x)
All-Time W/L: 223-223

LEAGUE STANDINGS

NORTH (W-L-PCT-GB)

TULSA	35-18 .660 --
ARKANSAS	34-19 .642 1.0
SPRINGFIELD	25-28 .472 10.0
WICHITA	21-31 .404 13.5
NW ARKANSAS	20-33 .377 15.0

SOUTH (W-L-PCT-GB)

SAN ANTONIO	29-24 .547 --
MIDLAND	26-27 .491 3.0
AMARILLO	25-28 .472 4.0
CORPUS CHRISTI	25-28 .472 4.0
FRISCO	24-28 .462 4.5

TEAM LEADERS

AVERAGE: .364 - Bliss
HITS: 72 - Bliss
2B: 15 - Bliss
TRIPLES: 3 (2x) - Bliss, Roberts & Vukovich
HOME RUNS: 8 - Lawlar, Tawa, Vukovich
RBI: 31 - Vukovich
OBP: .400 - Bliss
STOLEN BASES: 19 - Bliss
SO (P): 58 - Albright
SAVES: 4 - Backhus
ERA: 2.70 - Saalfrank
WINS: 4 - Albright

ATTENDANCE

Last: 5,636
Total: 113,145
Average: 5,143
No. of Sellouts: 8

WEST TEXAS TWO-STEP: Chad Patrick gets the ball for Amarillo as the Sod Poodles look to secure at least a series split in game three of the six-game series against the RockHounds. Patrick will face the RockHounds for a second time this season after going 4.2 IP with six strikeouts and four hits allowed the last time he faced them. In that start at HODGETOWN on May 10, Patrick allowed just two runs against him in a game Amarillo won 6-3.

In five road starts this year, Patrick is 2-2 with a 2.22 ERA, allowing just six earned runs over 24.1 IP and holding the opposition to a .185 BAA. He has 27 strikeouts to just 12 walks away from HODGETOWN in 2023.

Midland will counter with **LHP David Leal** who pitched twice during the series at HODGETOWN. He went a combined 5.1 IP and allowed five hits, three runs, but gave up two home runs. He struck out four without issuing a walk during the two games. In five career starts against Amarillo, Leal carries a 0-1 record with a 3.36 ERA. He's allowed 22 hits in a combined 24.1 IP, but six of those have left the yard.

He has been stronger against right-handed hitters in the lefty/righty matchup, holding righties to a .244 BAA this season, but has given up all eight of his home runs this year to right-handed hitters. Lefties are hitting .364 off him (16-for-44) but have only mustered a pair of doubles aside from 14 singles.

OIL PAN CUP Update: The 24-game-long season series between the two teams is currently tied at 4-4 after Amarillo has taken the first two games on the road in Midland to begin this series.

363 DAYS, BUT WHO'S COUNTING?: RHP Josh Green earned the win in last night's game after firing two hitless innings with a strikeout and walk each. It was Green's first win in 363 days, with his last coming on June 9, 2022 vs. Frisco. In four road games this season, Green has posted a 1-0 record with a 1.00 ERA over 9.0 IP and has allowed just four hits.

LAWnched: D-backs no. 1-rated prospect, Jordan Lawlar continues to see the ball well. To begin the series he is 4-for-8 with a home run, a pair of doubles, two RBI, and three runs scored. Lawlar put himself into a three-way tie atop the team lead in home runs after launching a solo shot in the top of the fourth inning for Amarillo's first hit of the game. Over his last 10 games, Lawlar is hitting .390 (16-for-41) with three home runs, five doubles, seven RBI, and nine runs scored.

ANYTHING > ZERO: Amarillo pitching collected the fourth shutout of the year, holding the Texas League leaders in team batting average to zero runs for just the third time in 2023. The three hits allowed between Hill, Workman, Green, and Saalfrank was the eighth time this year that Amarillo has held the opposition to three or fewer hits in 53 games. Last year, in 137 games, Amarillo had just six games where the opponents had three or fewer hits.

ALWAYS ON BASE: With a 2-for-4 night at the plate in last night's win, **Adrian Del Castillo** bumped his current on-base streak to 14-games, which is tied for the longest active streak in the league. Midland's Denzel Clarke is also riding a 14-game on-base streak at the moment. Del Castillo's 14 games straight on base trail only Tristin English for the longest by an Amarillo player this season. English had reached 18 straight games before he was promoted to Triple-A Reno. After drawing a pair of walks, **Ryan Bliss** also holds a 12-game on-base streak currently, tied with Springfield's Arquímedes Gamboa for the fourth-best in the Texas League currently.

SOD POODLES BREAKDOWN

At Home: 12-12
On the Road: 13-16
Day Games: 3-6
Night Games: 22-22
vs. RHP: 21-24
vs. LHP: 4-4
First Half: 25-28
Second Half: 0-0
April: 11-10
May: 10-16
June: 4-2
July: 0-0
August: 0-0
September: 0-0
Monday: 0-0
Tuesday: 3-6
Wednesday: 7-2
Thursday: 3-5
Friday: 2-6
Saturday: 5-4
Sunday: 5-5

Scoring First: 15-9
Opponent Scoring First: 10-19
Extra Innings: 2-2
Doubleheaders: 2-2
Commit An Error: 11-19
Commit No Errors: 14-9
Walk-Off Wins: 2
Walk-Off Losses: 2

vs. North 1st Half: 7-5
vs. South 1st Half: 18-23
vs. North 2nd Half: 0-0
vs. South 2nd Half: 0-0

Scoring 4+ Runs: 18-17
Opp. Scoring 4+ Runs: 7-26
Scoring 3 Or Fewer Runs: 7-11
Opp. Scoring 3 Or Fewer Runs: 18-2
Out-Hit Opponent/Tie: 22-11
Out-Hit By Opponent: 3-17
Lead After 6: 19-4
Trail After 6: 5-23
Tied After 6: 1-1
Lead After 7: 21-2
Trail After 7: 2-23
Tied After 7: 1-3
Lead After 8: 21-1
Trail After 8: 1-25
Tied After 8: 1-2

Series (W-L-T): 2-4-3

Game 1: 3-7
Game 2: 8-2
Game 3: 4-5
Game 4: 2-6
Game 5: 5-3
Game 6: 3-5
Series Sweeps: 0
Series Been Swept: 0



STARTING PITCHER



#15 CHAD PATRICK - RHP

HEIGHT: 6'1"

WEIGHT: 205

B/T: R/R

AGE: 24 (8/4/1998 in Crown Point, IN)

10 G

2-5

48/24 K/BB

4.89 ERA

LAST WIN: 5/27/2023 @ SA

LAST SAVE: None

LONGEST 2023 OUTING: 7.0 Innings (5/27 @ SA)

LAST HOME RUN ALLOWED: 5/16/2023 @ FRI (Nick Tanielu, 2nd inning, solo)

CAREER VS. MID: 1 GS, 0-0, 4.2 IP, 4 H, 2 R, 2 ER, 6 K, 3 BB

- Entering his third professional season, he was selected by the Arizona Diamondbacks in the 4th round (107th overall) in the 2021 MLB Draft out of Purdue Northwest University.
- Struck out 15 batters twice during his final season in college...Racked up double-digit strikeouts in five of his nine starts in 2021...Had eight quality starts.
- Made his professional debut on 9/9/2021 vs. Lake Elsinore where he allowed just one earned run over 3.0 frames and fanned four.
- Combined to go 5-2 with a 3.30 ERA across 13 games (10 starts) between the Arizona Complex League, Low-A Visalia and High-A Hillsboro in 2022.
- Set a career-high with nine strikeouts in his start on 8/31/22 against Tri-City...Surrendered five hits over the same amount of IP without issuing a walk.
- Earned TEX Pitcher of the Week honors after he fired 7.0 scoreless IP and scattered two hits en route to a combined two-hit shutout on 5/27/23 @ SA.
- Wielded a 2-1 record with a 2.05 ERA (26.1 IP, 6 ER) through five starts in May this season while also posting a 2.66 K:BB (32 K, 12 BB).

CAREER STATS

YEAR	CLUB	W-L	ERA	G	GS	CG	SHO	IP	H	R	ER	HR	HB	BB	SO	WP	GDP	BAA
2021	Visalia (A-)	0-0	4.76	2	0	0	0	5.2	11	3	3	0	1	1	6	1	0	.423
2022	ACL D-backs (Rk)	2-0	0.00	3	0	0	0	4.2	3	1	0	0	0	2	7	1	0	.200
	Visalia (A-)	0-2	3.46	4	4	0	0	13.0	12	6	5	2	0	5	17	0	1	.245
	Hillsboro (A+)	3-0	3.77	6	6	0	0	28.2	26	14	12	1	0	10	30	1	2	.234
2023	Amarillo (AA)	2-5	4.89	10	10	0	0	42.1	42	23	23	4	1	24	48	2	3	.263
MINOR LEAGUE TOTALS		7-7	4.10	25	20	0	0	94.1	94	47	43	7	2	42	108	5	6	.260

2023 HIGHS

INNINGS: 7.0 IP (5/27 @ SA)
 HITS: 8 (4/16 vs. CC)
 RUNS: 7 (4/28 vs. FRI)
 EARNED RUNS: 7 (4/28 vs. FRI)
 STRIKEOUTS: 7 (2x: Last: 5/21 @ FRI)
 WALKS: 5 (6/3 (GM 1) vs SPR)
 HOME RUNS: 1 (4x: Last: 5/16 @ FRI)
 WINNING STREAK: 2 (5/21-5/27)
 LOSING STREAK: 5 (4/11 - 5/16)
 SHORTEST START: 0.2 IP (4/28 vs. FRI)
 PITCHES THROWN: 96 (5/27 @ SA)

CAREER HIGHS

INNINGS: 7.0 IP (5/27/23 @ SA)
 HITS: 8 (4/16/23 vs. CC)
 RUNS: 7 (4/28/23 vs. FRI)
 EARNED RUNS: 7 (4/28/23 vs. FRI)
 STRIKEOUTS: 9 (8/31/22 vs. TRI (HIL))
 WALKS: 5 (6/3/23 (GM 1) vs SPR)
 HOME RUNS: 2 (8/2/22 vs. LE (VIS))
 WINNING STREAK: 2 (2x: Last: 5/21-5/27/23)
 LOSING STREAK: 5 (4/11-5/16/23)
 SHORTEST START: 0.2 IP (4/28/23 vs. FRI)
 PITCHES THROWN: 96 (5/27/23 @ SA)

2023 SPLITS

VS. RIGHT: .245/.325/.392, 25 H, 6 2B, 3 HR, 10 RBI, 31 K, 12 BB
 VS. LEFT: .293/.417/.414, 17 H, 4 2B, HR, 8 RBI, 17 K, 12 BB
 HOME: 5 G, 0-3, 8.50 ERA, 18.0 IP, 27 H, 17 ER, 2 HR, 21 K, 12 BB
 ROAD: 5 G, 2-2, 2.22 ERA, 24.1 IP, 15 H, 6 ER, 2 HR, 27 K, 12 BB
 W/ RISP: .184/.256/.316, 7 H, 2 2B, HR, 12 RBI, 15 K, 4 BB
 DAY: 1-1, 3.86 ERA, 14.0 IP, 6 ER, 16 H, 2 HR, 16 K, 6 BB, .296 BAA
 NIGHT: 1-4, 5.40 ERA, 26 H, 17 ER, 2 HR, 32 K, 18 BB, .245 BAA
 TEAM W/L IN STARTS: 3-7

OPPOSING STARTER - LHP DAVID LEAL (2-1, 4.45 ERA)

CAREER VS. AMA: 5 GS, 0-1, 3.36 ERA, 24.1 IP, 22 H, 9 ER, 6 HR, 17 K, BB

BATTER-PITCHER MATCH-UPS (ACTIVE ROSTER, 2023)

SOD POODLES VS. DAVID LEAL:

PLAYER	H	AB	AVG	XBH	HR	RBI	BB	SO
Del Castillo, A	1	1	1.000	0	0	1	0	0
Lawlar, J	1	2	.500	1	1	1	0	0
Centeno, J	1	3	.333	0	0	0	0	1
Enriquez, R	1	3	.333	0	0	0	0	1
Bliss, R	0	3	.000	0	0	0	0	2
Castillo, N	0	1	.000	0	0	0	0	0
De Los Santos, D	0	2	.000	0	0	0	0	0
Tawa, T	0	1	.000	0	0	0	0	0
Vukovich, A	0	1	.000	0	0	0	0	0

ROCKHOUNDS VS. CHAD PATRICK:

PLAYER	H	AB	AVG	XBH	HR	RBI	BB	SO
Hernaiz, D	1	2	.500	0	0	0	0	1
Simoneit, W	1	2	.500	1	0	0	0	1
Butler, L	1	2	.500	0	0	0	1	0
Guldborg, M	1	2	.500	0	0	0	0	0
Eierman, J	0	2	.000	0	0	0	0	2
Bowman, C	0	3	.000	0	0	0	0	1
Schwarz, J	0	1	.000	0	0	0	1	1
Clarke, D	0	2	.000	0	0	0	0	0
Harris, B	0	2	.000	0	0	0	1	0

FRIDAY'S STARTER - RHP DEYNI OLIVERO (2-4, 7.78 ERA)

Olivero spun a gem his last time out, tossing the first quality start of his season, and the first since August 7, 2022 on the road at Frisco. The righty held the Springfield Cardinals to just one run on three hits when he last took the ball in Game 2 of the doubleheader on June 3 at HODGETOWN. It was the longest start of his season by innings pitched, and the first time he had made it out of the 5th inning since the end of April.

🐞 Posted a .981 fielding percentage behind the dish while throwing out 58 percent of would be base stealers (18-of-31) in 2022.

#13 DEYVISON DE LOS SANTOS - INF 2023 HIGHS: Hits - 3, Runs - 2, RBI - 3, HR - 1, 2B - 1, 3B - 0, BB - 2, K - 3, SB - 1														
HEIGHT: 6'1" WEIGHT: 185 B/T: R/R AGE: 19 (6/21/1993 in Santo Domingo, Dominican Republic) 2023 SPLITS:														
G	AVG	OBP	SLG	AB	R	H	2B	3B	HR	RBI	BB	SB/ATT	SO	V. RHP
47	.193	.272	.295	176	21	34	3	0	5	18	17	2/2	48	.179
LAST GAME: 1-for-4, K LAST HOME RUN: 5/31/23 vs. SPR off Shreve MID SERIES: 1-for-8, BB, K LAST MULTI-HIT GAME: 5/31/23 vs. SPR (3-for-5) SPR SERIES: 5-for-23, HR, 4 RBI, SB, 3 R, 7 K														
CURRENT HITTING: 1 SEASON LONG HITTING: 3 CURRENT ON-BASE: 4 SEASON-LONG ON-BASE: 7														

- 👉 Back-to-back D-backs' Minor League Player of the Month in June and July, 2022.
- 👉 Named the NWL Player of the Week (7/31/22), MiLB.com Organization All-Star (2022) and Single-A Postseason All-Star (Baseball America).
- 👉 Collected a hit in 13-of-18 games in April, 2022 to begin the season which encompassed a pair of 3-hit games.
- 👉 Combined to hit .403 (75-for-186) with 12 doubles, two triples, nine home runs, 35 RBI in 46 games between Visalia and Hillsboro in June and July, 2022
- 👉 Won the batting title in the California League in 2022, hitting .329 in 78 games played for Visalia despite a promotion to Hillsboro on July 22, 2022.

#3 ADRIAN DEL CASTILLO - C 2023 HIGHS: Hits - 2, Runs - 3, RBI - 3, HR - 1, 2B - 1, 3B - 0, BB - 3, K - 3, SB - 1														
HEIGHT: 5'9" WEIGHT: 208 B/T: L/R AGE: 23 (9/27/1999 in Miami, FL) 2023 SPLITS:														
G	AVG	OBP	SLG	AB	R	H	2B	3B	HR	RBI	BB	SB/ATT	SO	V. RHP
42	.257	.355	.417	144	21	37	8	0	5	21	22	2/3	45	.256
LAST GAME: 2-for-4, 2 RBI, K LAST HOME RUN: 5/31/23 vs. SPR off Escobar MID SERIES: 3-for-8, 2B, 3 RBI, R, BB, 2 K LAST MULTI-HIT GAME: 6/7/23 @ MID (2-for-4) SPR SERIES: 5-for-13, 2 HR, 2 2B, 5 RBI, 4 BB, 3 R, 5 K														
CURRENT HITTING: 3 SEASON LONG HITTING: 10 CURRENT ON-BASE: 14 SEASON-LONG ON-BASE: 14														

- 👉 Selected by the Chicago White Sox in the 36th round of the 2018 MLB draft but declined to play ball at the University of Miami.
- 👉 Made his professional debut on 7/31/2021 with the ACL Diamondbacks (ROK) and after just two (2) appearances in Rookie ball, he was promoted to Low-A Visalia.
- 👉 He earned a hit in 43 of his 86 games played (2022) with 17 of those being multi-hit efforts, good for logging multiple hits in 39% of games that he knocks.
- 👉 Earned the 7th most homers (7), 6th most hits (57), 5th most total bags (99) and 4th most doubles (17) amongst qualified Hillsboro Hops in 2022.
- 👉 Launched two homers in 18 games played in April this season and then went back-to-back from 5/30-5/31, swatting five in 2023 by May's end.

#26 CAMDEN DUZENACK - INF 2023 HIGHS: Hits - 3, Runs - 1, RBI - 3, HR - 0, 2B - 2, 3B - 0, BB - 1, K - 1, SB - 0														
HEIGHT: 5'7" WEIGHT: 170 B/T: R/R AGE: 28 (3/8/1995 in Melissa, TX) 2023 SPLITS:														
G	AVG	OBP	SLG	AB	R	H	2B	3B	HR	RBI	BB	SB/ATT	SO	V. RHP
12	.282	.408	.359	39	2	11	3	0	0	7	7	0/1	6	.273
LAST GAME: 0-for-2, BB, K LAST HOME RUN: 9/9/22 @ SL (RNO) off Valdez MID SERIES: 0-for-2, BB, K LAST MULTI-HIT GAME: 6/3/23 vs. SPR, G1 (2-for-3) SPR SERIES: 4-for-10, 2 RBI, BB, 2 K														
CURRENT HITTING: 0 SEASON LONG HITTING: 5 CURRENT ON-BASE: 12 SEASON-LONG ON-BASE: 12														






- 👉 Duzenack is entering his 6th professional season, having spent time at every level of minor league ball from Rookie to Triple-A.
- 👉 In his debut season (2017), he belted 16 doubles, a triple, and three homers in 222 AB's with A(Short) Hillsboro, slugging .410 that year.
- 👉 He logged 318 Triple-A at-bats last season with Reno, slashing .261/.308/.465 while sending 13 balls over the wall accompanied by 20 two-baggers and three triples.
- 👉 Earned Amarillo's second walk-off win on 5/31/23 after poking a two RBI single while the club was down by one run with two outs and the bases loaded.

#17 ROBY ENRIQUEZ - OF 2023 HIGHS: Hits - 2, Runs - 2, RBI - 2, HR - 0, 2B - 1, 3B - 0, BB - 2, K - 3, SB - 1														
HEIGHT: 6'2" WEIGHT: 210 B/T: L/L AGE: 26 (3/21/1997 in Carolina, Puerto Rico) 2023 SPLITS:														
G	AVG	OBP	SLG	AB	R	H	2B	3B	HR	RBI	BB	SB/ATT	SO	V. RHP
35	.241	.346	.293	116	16	28	6	0	0	9	16	2/3	27	.258
LAST GAME: 4-for-4, R LAST HOME RUN: 9/7/22 vs. ARK off Weiman MID SERIES: LAST MULTI-HIT GAME: 6/4/23 vs. SPR (4-for-4) SPR SERIES: 4-for-7, 2 R, K														
CURRENT HITTING: 1 SEASON LONG HITTING: 5 CURRENT ON-BASE: 1 SEASON-LONG ON-BASE: 11														

- 👉 Signed by the Arizona Diamondbacks as a minor league free agent on December 22, 2021 out of Indiana State University (Terre Haute, IN).
- 👉 He is in a four (4) way tie for first for the most four (4) hit performances by a Sod Poodle in 2022 with two (2) four (4) hit outings.
- 👉 He had 26 multi-hit performances last season with three (3) being of the three (3) hit variety...24 of those were achieved in Soddis threads.
- 👉 He logged a hit in 44 out of 51 straight games (6/4-8/25/2022) which encompassed a 12 game hit streak (7/6-7/24).
- 👉 The lefty-bat poked 20 of his first 22 hits this season off of right-handed pitching and 14 of them while at home.

#11 JORDAN LAWLAR - INF 2023 HIGHS: Hits - 3, Runs - 2, RBI - 4, HR - 1, 2B - 1, 3B - 1, BB - 2, K - 4, SB - 2														
HEIGHT: 6'2" WEIGHT: 190 B/T: R/R AGE: 20 (7/17/2002 in Carrollton, TX) 2023 SPLITS:														
G	AVG	OBP	SLG	AB	R	H	2B	3B	HR	RBI	BB	SB/ATT	SO	V. RHP
44	.223	.332	.434	166	27	37	9	1	8	24	24	13/15	51	.203
LAST GAME: 2-for-3, HR, 2B, 2 R, BB, RBI LAST HOME RUN: 6/7/23 @ MID off Cusick (solo) MID SERIES: 4-for-8, HR, 2 2B, 2 RBI, 3 R, BB LAST MULTI-HIT GAME: 6/7/23 @ MID (2-for-3) SPR SERIES: 7-for-21, 2 2B, 2 HR, 4 RBI, BB, SB, 5 R, 5 K														
CURRENT HITTING: 2 SEASON LONG HITTING: 9 CURRENT ON-BASE: 2 SEASON-LONG ON-BASE: 13														

- 👉 Made his professional debut on 8/21, going 1-for-2 with a double, walk, and stolen base. Played just two games before suffering a season-ending labrum tear.
- 👉 Hit .278 (10-for-36) with a double, triple, two home runs, and seven RBI in 11 games in the Arizona Fall League...Had his time cut short after suffering a broken scapula.
- 👉 Collected a hit in his Hillsboro debut on 7/4/2022 against Eugene...Had two separate five-game hit streaks as a Hop including his final five games.
- 👉 Currently ranked as the D-backs' no. 1-rated prospect and the no. 8 overall prospect by MLB Pipeline.

 After being drafted 119th overall out of high school, the D-Backs' number 14 prospect made his professional debut with the Visalia Rawhide on 5/4/2021.
 While in Visalia (62 G, 5/4-8/1/2021) he tied 1st in 2B (15) and XBH (26), led the team in AVG (.259) and H (64) while coming in 2nd for RBI (42), SLG (.449) and R (42).
 During his brief stint with the Sod Poodles at the end of last season (9/6-9/18/2022), earned the crown for hits (13) and shared the throne for TB (19) and homers (2).
 He earned the 5th best batting average (.276, 129-for-468) in the D-backs organization among players with at least 115 games played in 2022.
 Logged a hit in 18 out of 20 straight games (4/14-5/10/2022, HIL) which encompassed eight (8) multi-hit performances...Later in the season, he earned at least one base knock in 19 out of 20 straight games (8/25-9/18, HIL & AMA) which also encompassed seven (7) multi-hit efforts.

TEAM BATTING
OVERALL

	AVG	G	AB	R	H	TB	2B	3B	HR	RBI	BB	SO	SB	CS	OBP	SLG	OPS
	.252	53	1755	273	443	722	87	12	56	254	187	489	74	17	.329	.411	.740

MONTHLY

APRIL	.260	21	718	120	187	307	33	6	25	112	79	214	35	8	.336	.428	.764
MAY	.236	26	845	123	199	319	41	5	23	114	95	231	33	9	.318	.378	.696
JUNE	.297	6	192	30	57	96	13	1	8	28	13	44	6	0	.354	.500	.854
JULY	-	-	-	-	-	-	-	-	-	-	-	-	-	-	-	-	-
AUGUST	-	-	-	-	-	-	-	-	-	-	-	-	-	-	-	-	-
SEPTEMBER	-	-	-	-	-	-	-	-	-	-	-	-	-	-	-	-	-

HOME VS. ROAD

HOME	.296	24	803	159	238	404	46	6	36	152	77	209	34	4	.363	.503	.866
ROAD	.215	29	952	114	205	318	41	6	20	102	110	280	40	13	.301	.334	.635

SITUATIONAL SPLITS

	AVG	G	AB	H	TB	2B	3B	HR	RBI	BB	SO	OBP	SLG	OPS
VS RIGHT	.256	53	1458	373	610	73	10	48	217	160	405	.335	.418	.753
VS LEFT	.236	28	297	70	112	14	2	8	37	27	84	.301	.377	.678
W/ RISP	.278	53	497	138	221	29	6	14	195	62	144	.358	.445	.803
TEAM IS AHEAD	.256	36	629	161	242	41	5	10	92	70	169	.335	.385	.720
TEAM IS BEHND	.257	38	768	197	330	29	4	32	121	84	202	.336	.430	.766

HOME RUNS
MULTI-RBI GAMES
MULTI-HIT GAMES

PLAYER	SOLO	2R	3R	GS	TOTAL	2	3	4	5+	TOTAL	2	3	4	5+	TOTAL
Beer	1				1	1				1	1		1		2
Bliss	5	1	1		7	5	1			6	16	8			24
Castillo	1		1		2	1	1			2	4				4
Centeno	1				1	3				3	10	2			12
Dalesandro											4				4
De Los Santos	1	4			5	2	2			4	7	3			10
Del Castillo	3	2			5	4	1			5	9				9
Duzenack						2	1			3	2	1			3
English	4	1	1		6	3	1	1		5	5				5
Enriquez						2				2	3		1		4
Guzman		1			1	1	1			2	1	1			2
Lawlar	4	3	1		8	1	1	1		3	8	1			9
Roberts		2	1		3	5	2			7	6	1			7
Tawa	6	1	1		8	4	2			6	9	2			11
Vicuña			1		1		1			1					
Vukovich	6	1		1	8		6			6	8	2	1		11
Watkins						1				1					
TOTALS:	32	16	7	1	56	35	20	2	0	57	91	21	3	0	117

HOME RUN VARIANTS

WALK-OFF HR (0):

BACK-TO-BACK HR (1): English/Vukovich (4/16 vs. CC, 7th inning); Roberts/Vukovich (6/3 vs. SPR, G1, 6th inning)

MULTI-HR GAMES (0):

EXTRA-INNING HR (0):

GRAND SLAMS (1): Vukovich (6/4 vs. SPR, 5th inning)

INSIDE-THE-PARK HR (0):

PINCH-HIT HR (0):

HR IN CONSECUTIVE GAMES (8): Vukovich (2x: 5/5-6 @CC; 6/1-6/3 G1 vs SPR); Tawa (2x: 5/28 @ SA - 5/30 vs. SPR; 6/3/4 vs. SPR); Lawlar (4/15 vs. CC - 4/18 @ NWA); English (4/23 @ NWA - 4/25 vs. FRI); Bliss (5/5-6 @ CC); Del Castillo (5/30-31 vs. SPR)

LEAD OFF HR (4): Bliss (3x: 4/27 vs. FRI; 5/10 vs. MID; 5/18 @ FRI); Tawa (6/4 vs. SPR)

BATTING (CONT.)



STARTS BY BATTING ORDER (TEAM RECORD)										STARTS BY POSITION (TEAM RECORD)								
PLAYER	1	2	3	4	5	6	7	8	9	C	1B	2B	3B	SS	LF	CF	RF	DH
Beer			1-1	7-4							7-4							1-1
Bliss	21-25											18-18		3-5				0-2
Castillo							1-1	6-12	6-5		2-3				2-4	3-4	4-2	2-5
Centeno		1-2	2-0	0-2		2-0	4-4	5-4	1-3	11-6								4-9
Dalesandro							1-2	2-1	9-11	0-1					2-1	8-12	2-0	
De Los Santos				9-8	7-14	4-4	1-0				5-7		16-19					
Del Castillo				4-3	5-3	4-9	6-8			10-18								9-5
Duzenack	2-0	2-0					0-1	1-2	4-0			0-1	1-1	1-0	3-0	2-1	2-0	
English			7-5	1-0	1-1		1-0	1-1			8-3				1-2			2-2
Enriquez	1-1	0-1	4-8	0-1		1-0	2-5	4-2	1-2							2-0	10-19	1-1
Guzman							2-3		2-2						3-4		1-1	
Lawlar		22-22												21-22				1-0
Roberts			8-12		0-2	1-0	2-0			4-3	2-5				1-2		2-4	2-0
Tawa	1-2	0-3		0-1	6-4	5-8	5-4	3-2				7-9	1-2		2-0	9-10	0-1	1-1
Vicuña								3-4	0-3				1-1	0-1	0-5		2-0	0-1
Vukovich			3-2	4-9	6-4	8-7					1-6		6-5		10-9	1-1	2-0	1-1
Watkins									2-2						1-1		0-1	1-0

5+ GAME HITTING STREAKS (CURRENT IN BOLD)		
PLAYER	LENGTH / DATES	STREAK STATS
English	12 G, 4/19-5/2	.370 AVG (17-for-46), 6 2B, 4 HR, 16 RBI, 7 BB, 8 R
Vukovich	11 G, 4/29-5/16	.348 AVG (16-for-46), 3 2B, 3 HR, 3B, 9 RBI, BB, 9 R
Bliss	10 G, 4/6-4/19	.438 AVG (21-for-48), 3 2B, 2 3B, HR, 8 RBI, 8 R
Del Castillo	10 G, 5/19-5/31	.406 AVG (13-for-32), 2 2B, 2 HR, 8 RBI, 9 BB, 7 R
Lawlar	9 G, 5/23-6/3	.389 AVG (14-for-36), 3 2B, 2 HR, 3 BB, 6 RBI, 3 SB, 6 R
Bliss	9 G, 5/4-5/14	.459 (17-for-37), 4 2B, 4 HR, 8 RBI, 4 BB, 10 R, 3 SB
Bliss	9 G, 5/23-6/3	.357 AVG (15-for-42), 2B, 3B, 2 BB, 3 RBI, 6 SB, 8 R
Bliss	8 G, 4/21-5/2	.412 AVG (14-for-34), 5 2B, HR, 6 RBI, 2 BB, 10 R, 2 SB
Tawa	7 G, 5/28-6/6	.385 AVG (10-for-26), 4 HR, 2B, 8 RBI, BB, 6 R
Vukovich	7 G, 5/30-6/6	.357 AVG (10-for-28), 3 HR, 4 2B, 3B, 10 RBI, SB, 9 R
Centeno	6 G, 5/20-6/4	.391 AVG (9-for-23), 2 2B, 4 RBI, R
Lawlar	6 G, 4/12-4/19	.318 AVG (7-for-22), 2 2B, 2 HR, 5 RBI, 3 BB, 4 R
Duzenack	5 G, 5/27-6/3	.421 AVG (8-for-19), 2 2B, 5 RBI, 2 BB, R
English	5 G, 4/8-4/16	.294 AVG (5-for-17), 2B, 2 HR, 4 BB, 4 RBI, 5 R
Enriquez	5 G, 4/7-4/16	.313 AVG (5-for-16), 2 2B, 4 BB, IBB, RBI, 3 R
Guzman	5 G, 4/23-5/3	.444 AVG (8-for-18), HR, 5 RBI, 2 BB, 4 R, SB
Roberts	5 G, 4/7-4/14	.435 AVG (10-for-23), 2 2B, 2 3B, HR, 8 RBI, BB, 6 R

MULTI-RUN INNINGS		
RUNS	NO. OF TIMES	LAST
2	35	6/1 vs. SPR, 7th inning
3	14	6/7 @ MID 8th inning
4	7	6/4 vs. SPR, 5th inning
5	3	6/6 @ MID, 6th inning
6	2	5/6 @ CC, 5th inning
7	4	5/31, 7th inning
8+	-	

SCORE BY INNING												
	1	2	3	4	5	6	7	8	9	10	11+	TOTAL
OPP	37	24	35	29	65	49	34	21	20	2	-	316
AMA	34	18	24	33	31	31	52	33	14	3	-	273

FIELDING

CATCHER'S BOX (W/L BASED ON STARTS)						
PLAYER	CS	SB	ATT	CS %	PB	W-L
Centeno	2	18	17	.117	3	11-6
Dalesandro	0	4	4	.000	0	0-1
Del Castillo	10	27	37	.270	5	10-18
Roberts	3	9	12	.250	3	4-3
TOTAL	15	55	70	.214	11	25-28

TEAM FIELDING						
%	G	PO	A	E	DP	PB
.977	53	1367	434	43	33	11

ERRORS BY POSITION		
POSITION	SOD POODLES	OPPONENT
C	9	1
1B	5	4
2B	5	2
3B	6	6
SS	5	3
LF	2	1
CF	2	-
RF	2	1
P	7	6
TOTAL	43	24

NOTABLE GAMES



AMARILLO HAVE 5 OR FEWER HITS		
DATE	HITS	OPPONENT
4/15	4	CC
4/20	4	@NWA
4/22	3	@NWA
4/27	5	FRI
5/2	5	@CC
5/4	2	@CC
5/12	5	MID
5/14 (G2)	4	MID
5/16	2	@FRI
5/18	2	@FRI
5/19	4	@FRI
5/21	4	@FRI
5/26	5	@SA
TOTAL: 13 (4 HOME, 9 ROAD)		

OPPONENTS HAVE 5 OR FEWER HITS		
DATE	HITS	OPPONENT
4/7	3	@FRI
4/19	2	@NWA
4/20	4	@NWA
4/27	5	FRI
5/2	3	@CC
5/3	5	@CC
5/4	5	@CC
5/14 (G1)	2	MID
5/21	3	@FRI
5/26	5	@SA
5/27	2	@SA
5/30	3	SPR
6/1	5	SPR
6/3 (G2)	4	SPR
6/7	3	@MID
TOTAL: 15 (5 HOME, 10 ROAD)		

AMARILLO HAVE 10 OR MORE RUNS		
DATE	RUNS	OPPONENT
4/12	13	CC
4/14	10	CC
4/26	12	FRI
4/29	11	FRI
5/5	12	@CC
5/14 (G1)	10	MID
TOTAL: 6 (5 HOME, 1 ROAD)		

OPPONENTS HAVE 10 OR MORE RUNS		
DATE	RUNS	OPPONENT
4/6	12	@FRI
4/12	10	CC
4/14	13	CC
4/16	11	CC
4/18	16	@NWA
4/26	11	FRI
4/28	12	FRI
4/30	12	FRI
5/6	12	@CC
5/9	11	MID
5/11	16	MID
5/14 (G2)	13	MID
5/17	10	@FRI
5/23	14	@SA
5/31	13	SPR
TOTAL: 15 (10 HOME, 5 ROAD)		

EXTRA INNING GAMES (4) 2-2

DATE	OPP	RESULT	SCORE	W	L	S	TIME
4/20	@NWA	W (10)	3-2	Otanez, M (1-0)	Biasi, D (1-1)	Rice, J (1)	3:08
4/26	FRI	W (10)	12-11	Workman, B (1-0)	Church, M (0-1)	-	3:24
5/20	@FRI	L (10)	8-7	Kelly, A (2-0)	Stumpo (0-1)	-	3:26
6/3 (G1)	SPR	L (8)	5-4	Roycroft, C (1-0)	Backhus, K (0-1)	Granillo, A (2)	2:26

PINCH HITTER TOTALS

PLAYER	DATE	SITUATION	RESULT
Watkins	5/9	Bot. 8, 2 outs	Triple

DOUBLEHEADERS (2) 2-2

DATE	OPP	RESULT	SCORE	W	L	S	TIME
5/14 (G1)	MID	W	10-1	Albright, L (2-2)	Ginn, J (0-2)	-	1:40
5/14 (G2)	MID	L	13-1	Tomioka, S (1-0)	Hill, J (0-3)	-	2:32
6/3 (G1)	SPR	L (8)	5-4	Roycroft, C (1-0)	Backhus, K (0-1)	Granillo, A (2)	2:26
6/3 (G2)	SPR	W	6-1	Olivero, D (2-4)	Hernandez, K (5-2)	-	1:39

WALK-OFF WINS

DATE	SCORE	GAME-WINNING PLAY
4/26	12-11 (10th)	Lawlar RBI-double
6/1	3-2 (7th)	Duzenack two RBI Single

SHUTOUTS (6) 4-2

DATE	OPP	RESULT	SCORE	W	L	S	TIME
4/19	@NWA	W	5-0	Jarvis, B (2-1)	Veneziano, A (1-1)	-	2:29
4/21	@NWA	L	5-0	Hoffmann, A (2-1)	Hill, J (0-1)	-	2:26
4/22	@NWA	L	5-0	Marsh, A (1-0)	Patrick, C (0-3)	-	2:14
5/3	@CC	W	3-0	Pope, A (1-0)	Kouba, R (1-1)	Backhus, K (4)	2:15
5/27	@SA	W	1-0	Patrick, C (2-5)	Snider, D (0-3)	-	2:30
6/7	@MID	W	4-0	Green, J (1-0)	Cusick, R (3-3)	-	2:35

#14 KYLE BACKHUS - LHP

2023 HIGHS: IP - 2.0, K - 4, BB - 2, H - 3, R - 5, ER - 5

RECENT APPEARANCES

HEIGHT: 6'4"	WEIGHT: 185	B/T: L/L	AGE: 25 (1/31/1998 in New Waverly, TX)
18 G	0-1	4/4 SV/SVO	29/8 K/BB
4.24 ERA			
OVERALL: 18 G, 0-1, 23.1 IP, 11 ER, 22 H, 3 HR, 29 K, 8 BB JUNE: 3 G, 0-1, 0.00 ERA, 2.2 IP, 2 H, R, 4 K, BB			
LAST 10 G: 0-1, 7.30 ERA, 12.1 IP, 17 H, 11 R, 10 ER, 16 K, 6 BB 2 HR VS. MID: 3 G, 0-0, 40.50 ERA, 2.0 IP, 6 H, 9 R, 9 ER, 2 HR, K, 4 BB			
<p>Named the D-backs MiLB.com Organization All-Star last season.</p> <p>Allowed no earned runs in 30 of his 40 appearances in 2022 and logged his season high 2.0 IP 11 separate times.</p> <p>From 5/14-8/26/2022 (34.2 IP), he held his opponent to 0 earned runs in 22 out of 26 straight appearances, allowing just seven (7) earned runs total (1.84 ERA) with his 61 punches across 39.0 innings in Hillsboro in 2022 being good for a 14.1 K/9.</p> <p>In his first 10 games this season, he wielded a 4.00 K:BB (16 K, 4 BB) and held his opponent scoreless seven times.</p>			

2023 SPLITS

VS. RHB: .259/.298/.444, 14 H, 3 HR, 2 B, 7 RBI, 17 K, 3 BB	VS. LHB: .229/.341/.314, 8 H, 3 2B, 3 RBI, 12 K, 5 BB
HOME: 8 G, 10.00 ERA, 0-1, 9.0 IP, 11 R, 10 ER, 8 H, 3 HR, 14 K, 7 BB, HB	AWAY: 10 G, 0.63 ERA, 0-0, 14.1 IP, ER, 14 H, 15 K, BB
W/ RISP: .200/.238/.400, 4 H, HR, 2B, 7 RBI, 6 K	

LAST WIN: 9/10/22 vs. ARK
LAST LOSS: 6/3/23 vs. SPR, G1
LAST SAVE: 5/3/23 @ CC

#24 JACKSON GODDARD - RHP

2023 HIGHS: IP - 2.1, K - 5, BB - 3, H - 4, R - 4, ER - 4

RECENT APPEARANCES

HEIGHT: 6'3"	WEIGHT: 220	B/T: R/R	AGE: 26 (12/12/1996 in Tulsa, OK)
13 G	1-1	0/2 SV/SVO	22/14 K/BB
7.36 ERA			
OVERALL: 13 G, 1-1, 18.1 IP, 16 R, 15 ER, 20 H, 4 HR, 22 K, 14 BB JUNE: 1 G, 0-0, 1.0 IP, 2 ER, 2 H, HR, BB			
LAST 10 G: 1-1, 4.96 ERA, 16.1 IP, 13 H, 10 R, 9 ER, 4 HR, 20 K, 11 BB VS. MID: 2 G, 0-0, 9.82 ERA, 3.2 IP, 4 H, 4 ER, 2 HR, 3 K, 3 BB			
<p>Selected by the Arizona Diamondbacks in the 3rd round (99th overall) of the 2018 MLB draft out of the University of Kansas (Lawrence, Kansas).</p> <p>From 7/20-8/31/2021 (9 G, 8 GS), he allowed just seven (7) earned runs across 24.0 IP (2.63 ERA) while punching out 25 batters (9.4 K/9).</p> <p>He did not allow an earned run in his first seven (7) appearances (4/22-7/5) in 2022 (7.2 IP).</p> <p>Though his first 10 relief appearances in 2023, he held the opposition scoreless four times and to one hit or less six times and posted a 12.2 K/9 (19 K, 14.0 IP).</p>			

2023 SPLITS

VS. RHB: .233/.365/.372, 10 H, 3 2B, HR, 9 RBI, 12 K, 9 BB	VS. LHB: .313/.405/.656, 10 H, 2 2B, 3 HR, 7 RBI, 10 K, 5 BB
HOME: 6 G, 6.75 ERA, 0-0, 9.1 IP, 8 H, 3 HR, 7 R, 7 ER, 9 K, 6 BB	AWAY: 7 G, 8.00 ERA, 1-1, 9.0 IP, 12 H, HR, 9 R, 8 ER, 13 K, 8 BB
W/ RISP: .389/.476/.500, 7 H, 2 2B, 9 RBI, 7 K, 3 BB	

LAST WIN: 5/5/23 @ CC
LAST LOSS: 5/16/23 @ FRI
LAST SAVE: 8/31/19 vs. BUR (A)

#38 CONOR GRAMMES - RHP

2023 HIGHS: IP - 2.0, K - 3, BB - 3, H - 1, R - 1, ER - 1

RECENT APPEARANCES

HEIGHT: 6'1"	WEIGHT: 200	B/T: R/R	AGE: 25 (7/13/1997 in McLean, VA)
3 G	2-1	0/1 SV/SVO	5/5 K/BB
2.08 ERA			
OVERALL: 3 G, 2-1, 4.1 IP, 2 H, 5 K, 5 BB JUNE: 2 G, 1-1, 2.1 IP, ER, H, 2 K, 4 BB			
LAST 10 G: 2-1, 2.08 ERA, 4.1 IP, 2 H, ER, 5 K, 5 BB VS. MID: --			
<p>Selected by the Arizona Diamondbacks 5th round of the 2019 MLB draft out of Xavier University (Cincinnati, OH).</p> <p>In games where he logged at least 2.0 innings on the bump (6 G) in 2022, he also posted his most single-game strikeouts, encompassing both of his five (8/4 & 8/13) and four K (8/9 & 8/30) performances.</p> <p>Across a 12 game stretch, he logged at least two strikeouts in all but one relief appearances from 7/15-9/3/22 (19.0 IP), logging 36 total punch outs (17.1 K/9) across the stretch.</p>			

2023 SPLITS

VS. RHB: .000/.167/.000, 2 K, BB	VS. LHB: .222/.462/.222, 2 H, 2 RBI, 3 K, 4 BB
HOME: 2 G, 1-1, 2.1 IP, ER, 2 H, 2 K, 4 BB	AWAY: 1 G, 0.00 ERA, 1-0, 2.0 IP, 3 K, BB
W/ RISP: .111/.273/.111, H, 2 RBI, 3 K, 2 BB	

LAST WIN: 6/1/23 vs. SPR
LAST LOSS: 6/4/23 vs. SPR
LAST SAVE: 5/21/23 @ EUG (A+)

#35 JOSH GREEN - RHP

2023 HIGHS: IP - 3.0, K - 4, BB - 2, H - 3, R - 2, ER - 2

RECENT APPEARANCES

HEIGHT: 6'3"	WEIGHT: 211	B/T: R/R	AGE: 27 (8/31/1995 in Baton Rouge, LA)
11 G	1-0	-/- SV/SVO	15/6 K/BB
3.44 ERA			
OVERALL: 11 G, 1-0, 18.1 IP, 7 ER, 12 H, 15 K, 6 BB, 2 HBP JUNE: 2 G, 1-0, 3.0 IP, H, 2 K, BB			
LAST 10 G: 1-0, 3.57 ERA, 17.2 IP, 7 ER, 12 H, 2 HR, 15 K, 6 BB VS. MID: 1 G, 2.0 IP, K, BB			
<p>Former NWL Mid-Season All-Star (2018), NWL Post-Season All-Star (2018), CAL Pitcher of the Week (6/30/2019) and Baseball America High Class A All-Star (2019).</p> <p>Began his professional career in Hillsboro and made his professional and A(Short) debut on 6/16/18 and tossed 1.0 innings and allowed one (1) ER on three (3) hits and a walk.</p> <p>From 5/18-7/31/22 (18 G, 1 GS), he allowed zero (0) earned runs 12 times, posting a 3.60 ERA (14 ER, 35.0 IP) across the stretch.</p>			

2023 SPLITS

VS. RHB: .162/.262/.351, 6 H, 2 3B, HR, 6 RBI, 6 K, 5 BB	VS. LHB: .207/.281/.379, 6 H, 2 2B, HR, RBI, 9 K, BB
HOME: 7 G, 5.79 ERA, 0-0, 9.1 IP, 6 ER, 8 H, 9 K, 3 BB, HB	AWAY: 4 G, 1-0, 9.0 IP, R, ER, 4 H, 6 K, 3 BB
W/ RISP: .154/.154/.308, 2 H, 3B, 4 RBI, 3 K	

LAST WIN: 6/7/23 @ MID
LAST LOSS: 8/3/22 @ FRI
LAST SAVE: 8/24/18 vs. EVE (A+)

#40 CHRISTIAN MONTES DE OCA - RHP

2023 HIGHS: IP - 2.1, K - 3, BB - 2, H - 5, R - 3, ER - 3

RECENT APPEARANCES

HEIGHT: 6'4"	WEIGHT: 230	B/T: R/R	AGE: 23 (8/30/1999 in Santo Domingo, Dominican Republic)
17 G	0-1	2/3 SV/SVO	19/12 K/BB
6.64 ERA			
OVERALL: 17 G, 0-1, 20.1 IP, 15 ER, 20 H, HR, 19 K, 12 BB, IBB JUNE: 1 G, 0-0, 0.1 IP, ER, H, K, 2 BB			
LAST 10 G: 0-1, 9.31 ERA, 9.2 IP, 15 H, 10 R, 10 ER, 6 K, 6 BB VS. MID: 2 G, 0-0, 18.00 ERA, 2.0 IP, 6 H, 4 R, 4 ER, 1 K, 1 BB			
<p>Allowed runs in just two of his 10 games with Low-A Visalia to begin his professional career in 2022.</p> <p>Made his professional debut on 4/21/2022 vs. San Jose tossing two scoreless innings where he struck out five batters.</p> <p>Was a perfect 13-for-13 in save opportunities, tied for the most in the Diamondbacks farm system in 2022.</p> <p>By April's end, he earned a 1.02 WHIP and a .139 BAA (5-for-36) in seven relief appearances (10.2 IP).</p>			

2023 SPLITS

VS. RHB: .200/.245/.300, 10 H, HR, 3B, 6 RBI, 15 K, 3 BB	VS. LHB: .357/.500/.536, 10 H, 5 2B, 9 RBI, 4 K, 9 BB, IBB
HOME: 8 G, 9.31 ERA, 0-0, 9.2 IP, 10 ER, 13 H, 9 K, 8 BB	AWAY: 9 G, 4.22 ERA, 1-0, 9.2 IP, 5 ER, 7 H, HR, 10 K, 4 BB, IBB
W/ RISP: .385/.452/.500, 10 H, 3 2B, 12 RBI, 10 K, 4 BB, IBB	

LAST WIN: N/A
LAST LOSS: 5/24/23 @ SA
LAST SAVE: 5/21/23 @ FRI

#18 AUSTIN POPE - RHP

2023 HIGHS: IP - 2.1, K - 5, BB - 2, H - 4, R - 4, ER - 3

RECENT APPEARANCES

HEIGHT: 6'3"	WEIGHT: 210	B/T: R/R	AGE: 23 (10/26/1998 in White Plains, NY)
16 G	1-0	-/- SV/SVO	31/8 K/BB
3.28 ERA			
OVERALL: 15 G, 1-0, 22.2 IP, 10 R, 9 ER, 22 H, HR, 29 K, 8 BB, HB JUNE: 1 G, 0-0, 2.0 IP, 2 H, 2 K			
LAST 10 G: 1-0, 2.76 ERA, 16.1 IP, 16 H, 6 R, 5 ER, 20 K, 4 BB VS. MID: 3 G, 0-0, 0.00 ERA, 4.2 IP, 6 H, 5 K, 1 BB			
<p>Former NWL Pitcher of the week (9/5/2021), which he earned while with High-A Hillsboro.</p> <p>He will be spending his second season in the yellow city, logging 18 relief appearances with the Soddies in 2022, and posting an 8.49 ERA (28 ER, 29.2 IP).</p> <p>In his first 10 appearances this season, he punched out 20 and walked six batters (3.33 K:BB) and wielded a 3.52 ERA (6 ER, 15.1 IP).</p> <p>Through 5/23/23 (13 G), he earned at least one strikeout in every appearance while earning two or more eight times.</p>			

2023 SPLITS

VS. RHB: .273/.313/.418, 15 H, 3 2B, 3B, HR, 12 RBI, 18 K, 4 BB, HB	VS. LHB: .233/.324/.333, 7 H, 2B, 3B, 11 K, 4 BB
HOME: 8 G, 4.50 ERA, 0-0, 10.0 IP, 5 ER, 13 H, HR, HBP, 13 K, 3 BB, HB	AWAY: 7 G, 2.84 ERA, 1-0, 12.2 IP, 4 ER, 9 H, 16 K, 5 BB
W/ RISP: .148/.250/.185, 4 H, 2B, 12 RBI, 11 K, 4 BB, HB	

LAST WIN: 5/3/23 @ CC
LAST LOSS: 6/2/22 vs. MID
LAST SAVE: 5/14/22 vs. SPO (A+)

#31 JAKE RICE - LHP

2023 HIGHS: IP - 1.1, K - 3, BB - 3, H - 3, R - 5, ER - 5

RECENT APPEARANCES

HEIGHT: 6'1"

WEIGHT: 220

B/T: L/L

AGE: 25 (7/19/1997 in Birmingham, AL)

16 G **2-0** **2/2 SV/SVO** **18/13 K/BB** **13.83 ERA**

OVERALL: 16 G, 2-0, 13.2 IP, 21 ER, 11 H, 2 HR, 18 K, 13 BB, 5 HB

JUNE: 1 G, 1.0 IP, BB, HB

LAST 10 G: 0-0, 14.00 ERA, 9.0 IP, 1 SV, 8 H, 14 R, 14 ER, 2 HR, 12 K, 7 BB

VS. MID: 2 G, 0-0, 7.71 ERA, 2.1 IP, 2 H, 2 R, 2 ER, HR, 2 K, BB

- Made his professional and Low-A debut on 8/18/2021 and tossed 3.2 innings of relief, allowing just one (1) hit and punching out six (6).
- In his Double-A and Soddie debut (5/26/2022 @ARK), he tossed 2.0 IP of relief and held the Travelers scoreless while scattering just two (2) hits and one (1) walk.
- During his time in Hillsboro in 2022 (4/9-5/22), tied 1st in wins (3) and 2nd in game appearances (11) among qualified club mates.
- From 8/12-9/16/2022 (AMA), he held his opponent scoreless in eight (8) out of 10 straight relief appearances (9.2 IP), allowing just four (4) earned runs and punching out 10 in the process (3.91 ERA).

2023 SPLITS

VS. RHB: .219/.419/.500, 7 H, 3 2B, 2 HR, 9 RBI, 13 K, 7 BB, 4 HB
HOME: 8 G, 9.82 ERA, 1-0, 7.1 IP, 8 R, 8 ER, 5 H, 7 BB, 9 K
W/ RISP: .429/.600/.786, 6 H, 2 2B, HR, 11 RBI, 3 K, 5 BB, HB

VS. LHB: .200/.429/.250, 4 H, 2B, 4 RBI, 5 K, 6 BB, HB
AWAY: 8 G, 18.47 ERA, 6.1 IP, 13 ER, 6 H, HR, 9 K, 6 BB, 5 HB

DATE	DEC	P-S	IP	H	R	ER	HR	BB	SO	IR/S
4/27	ND	12-9	1.0	0	0	0	0	0	1	0/0
4/30	ND	21-12	1.0	1	1	1	0	1	2	0/0
5/5	ND	28-15	1.1	2	4	4	1	1	3	3/0
5/9	ND	24-14	1.1	2	2	2	1	1	0	0/0
5/14 (G1)	ND	13-10	1.0	0	0	0	0	0	2	0/0
5/16	ND	2-2	0.1	0	0	0	0	0	0	1/0
5/19	S (2)	15-9	1.0	0	0	0	0	0	2	0/0
5/23	ND	25-17	1.0	3	3	3	0	2	0	0/0
5/26	ND	17-3	0.0	0	4	4	0	3	0	0/0
6/3 (G1)	ND	25-11	1.0	0	0	0	0	1	0	0/0

LAST WIN: 4/25/23 vs. FRI

LAST LOSS: 8/24/21 vs. RC (A-)

LAST SAVE: 5/19/23 @ FRI

#27 ANDREW SAALFRANK - LHP

2023 HIGHS: IP - 2.0, K - 5, BB - 4, H - 5, R - 3, ER - 3

RECENT APPEARANCES

HEIGHT: 6'3"

WEIGHT: 205

B/T: L/L

AGE: 27 (8/18/1997 in Fort Wayne, IN)

18 G **2-0** **1/1 SV/SVO** **42/20 K/BB** **2.60 ERA**

OVERALL: 18 G, 2-0, 27.2 IP, 9 R, 8 ER, 19 H, 42 K, 20 BB

JUNE: 2 G, 0-0, 3.86 ERA, 2.1 IP, ER, H, 3 K, 5 BB

LAST 10 G: 1-0, 0.64 ERA, 3 HLD, 1 SV, 14.0 IP, 4 H, R, 20 K, 10 BB

VS. MID: 3 G, 1-0, 0.00 ERA, 3.2 IP, H, 5 K, 2 BB

- Across his first 12 appearances this season, he held the opposition to no earned runs nine times while striking out 29 in 19.1 IP (13.7 K/9).
- From 5/4-5/18/23, he logged 6.1 consecutive scoreless innings across five relief appearances and punched out seven while walking two.
- Punched out the most batters (21) among dedicated relievers on the club in the month of April this season, also good for second most overall.
- Earned his first professional save on 5/27/23 in San Antonio as part of a combined two-hit shutout.

2023 SPLITS

VS. RHB: .138/.250/.169, 9 H, 2 2B, 5 RBI, 29 K, 9 BB
HOME: 8 G, 4.63 ERA, 1-0, 11.2 IP, 7 R, 6 ER, 13 H, 17 K, 10 BB
W/ RISP: .175/.261/.225, 7 H, 2 2B, 8 RBI, 20 K, 5 BB

VS. LHB: .313/.488/.375, 10 H, 2 2B, 4 RBI, 13 K, 11 BB
AWAY: 10 G, 1-0, 1.13 ERA, 16.0 IP, 2 ER, 6 H, 25 K, 10 BB

DATE	DEC	P-S	IP	H	R	ER	HR	BB	SO	IR/S
4/29	H	43-23	2.0	1	0	0	0	4	4	0/0
5/4	ND	24-11	1.0	1	2	2	0	2	1	0/0
5/7	ND	16-9	1.0	0	0	0	0	1	1	0/0
5/10	W	18-14	1.2	1	0	0	0	0	3	2/0
5/14 (G1)	ND	8-6	1.0	0	0	0	0	0	1	0/0
5/18	ND	40-24	2.0	2	0	0	0	1	2	0/0
5/21	H	22-14	1.1	0	0	0	0	1	3	1/0
5/24	H	18-13	1.2	0	0	0	0	0	3	2/0
5/27	S	28-16	2.0	0	0	0	0	1	0	0/0
5/30	ND	19-10	1.0	0	0	0	0	1	1	0/0
6/4	H	36-16	1.1	1	1	1	0	3	2	2/0
6/7	ND	19-8	1.0	0	0	0	0	2	1	0/0

LAST WIN: 5/10/23 VS. MID

LAST LOSS: 7/6/22 vs. EUG (A+)

LAST SAVE: 5/27/23 @ SA

#25 MITCHELL STUMPO - RHP

2023 HIGHS: IP - 2.1, K - 4, BB - 3, H - 2, R - 2, ER - 1

RECENT APPEARANCES

HEIGHT: 6'2"

WEIGHT: 205

B/T: R/R

AGE: 26 (6/17/1996 in Raleigh, NC)

9 G **1-1** **-/- SV/SVO** **16/14 K/BB** **6.75 ERA**

OVERALL: 9 G, 1-1, 9.1 IP, 9 R, 7 ER, 9 H, 16 K, 14 BB

JUNE: 1 G, 0-0, 0.2 IP, 2 R, 2 ER, 1 H, K, 2 BB

LAST 10 G: 1-1, 6.75 ERA, 9.1 IP, 9 R, 7 ER, 9 H, 16 K, 14 BB

VS. MID: 3 G, 0-0, 13.50 ERA, 2.2 IP, 2 H, 4 R, 4 ER, 4 K, 4 BB

- Signed by the Arizona Diamondbacks as a minor league free agent on 7/2/2019 out of Guilford College (Guilford, NC).
- In his debut season from 8/8-8/30, appeared in seven straight games (9.0 IP) without allowing a run, conceding just two hits, a plunk and three walks while fanning 12 for a 12.0 K/9 and a 4.0 strikeout to walk ratio.
- Last season with Triple-A Reno, he finished the season with a 1.34 WHIP and a 10.6 K/9 (51 K, 43.1 IP)

2023 SPLITS

VS. RHB: .211/.360/.211, 4 H, 4 RBI, 9 K, 5 BB
HOME: 3 G, 1-0, 4.1 IP, 3 H, 2 R, 2 ER, 7 K, 4 BB
W/ RISP: .278/.462/.278, 5 H, 8 RBI, 9 K, 7 BB

VS. LHB: .313/.560/.438, 5 H, 3B, 4 RBI, 7 K, 9 BB
AWAY: 6 G, 0-1, 9.00 ERA, 5.0 IP, 6 H, 7 R, 5 ER, 9 K, 10 BB

DATE	DEC	P-S	IP	H	R	ER	HR	BB	SO	IR/S
5/2	ND	17-11	1.0	0	0	0	0	1	3	0/0
5/5	H	24-12	0.2	1	1	1	0	3	1	2/2
5/9	ND	21-10	1.0	1	1	1	0	1	1	0/0
5/12	ND	19-9	1.0	0	1	1	0	1	2	0/0
5/17	ND	24-13	1.0	1	2	1	0	2	1	0/0
5/20	L (1)	14-10	0.2	2	2	1	0	0	2	2/0
5/26	ND	23-12	1.0	1	0	0	0	2	1	3/3
5/31	W	43-28	2.1	2	0	0	0	2	4	0/0
6/6	ND	30-16	0.2	1	2	2	0	2	1	0/0

LAST WIN: 5/31/23 vs. SPR

LAST LOSS: 5/20/23 vs. FRI

LAST SAVE: 4/12/23 vs. SAC (AAA)

#21 BLAKE WORKMAN - RHP

2023 HIGHS: IP - 3.1, K - 5, BB - 2, H - 4, R - 3, ER - 3

RECENT APPEARANCES

HEIGHT: 6'3"

WEIGHT: 195

B/T: R/R

AGE: 25 (10/8/1997 in Las Vegas, NV)

15 G **1-0** **-/- SV/SVO** **29/8 K/BB** **5.40 ERA**

OVERALL: 15 G, 1-0, 25.0 IP, 17 R, 15 ER, 25 H, 7 HR, 29 K, 8 BB, HLD

JUNE: 1 G, 0-0, 0.00 ERA, 1.1 IP, BB

LAST 10 G: 1-0, 4.50 ERA, HLD, 18.0 IP, 18 H, 11 R, 9 ER, 5 HR, 20 K, 4 BB

VS. MID: 2 G, 0-0, 0.00 ERA, 4.0 IP, 3 H, 3 K, BB

- The former Mid-Season All-Star (2019, Single-A KC Cougars) enters his 5th season of professional ball.
- He split last season with Double-A Amarillo and Triple-A Reno, posting a 4.64 ERA at the Triple-A level in 2022.
- Across 13 relief appearances, he logged a 4.32 ERA in Amarillo last season with 20 punchies in 16.2 IP.
- In his first 10 games this season, he toted a 3.57 K:BB (25 K, 7 BB) with a 4.74 ERA (10 ER, 19.0 IP) while punching out three or more in an appearance five times.

2023 SPLITS

VS. RHB: .254/.290/.492, 15 H, 4 HR, 2 2B, 14 RBI, 16 K, 3 BB
HOME: 6 G, 6.30 ERA, 1-0, 10.0 IP, 7 R, 7 ER, 13 H, 3 HR, 11 K, 4 BB
W/ RISP: .343/.378/.600, 12 H, 3 2B, 2 HR, 18 RBI, 8 K, 2 BB, BB

VS. LHB: .263/.364/.658, 10 H, 4 2B, 3B, 3 HR, 11 RBI, 13 K, 5 BB, BB
AWAY: 9 G, 0-0, 4.80 ERA, 15.0 IP, 12 H, 10 R, 8 ER, 4 HR, 18 K, 4 BB

DATE	DEC	P-S	IP	H	R	ER	HR	BB	SO	IR/S
4/22	ND	45-24	2.0	3	3	3	1	1	2	0/0
4/26	W	46-32	3.1	0	0	0	0	1	4	2/0
4/30	ND	46-31	2.0	4	2	2	0	1	3	2/1
5/4	ND	32-23	2.0	3	2	2	2	0	4	0/0
5/7	ND	37-21	2.0	1	0	0	0	1	2	0/0
5/12	ND	36-24	2.2	3	0	0	0	0	3	3/1
5/17	ND	31-26	1.2	3	3	3	1	0	3	1/1
5/21	H	10-8	1.0	0	0	0	0	0	0	0/0
5/26	ND	40-22	2.0	2	2	2	0	0	1	0/0
5/31	ND	10-6	0.0	2	2	2	2	0	0	2/2
6/7	ND	20-13	1.1	0	0	0	0	1	0	3/0

LAST WIN: 4/26/23 vs. FRI

LAST LOSS: 5/17/22 vs. TUL

LAST SAVE: 5/14/22 @ SPR

PITCHER STARTS: Albright (11), Hill (10), Olivero (10), Patrick (10), Bain (4), Tineo (4), Jarvis (3), Davies (1)

TEAM PITCHING

HOME VS. ROAD TEAM PITCHING

PITCHING STREAKS

CONSECUTIVE SCORELESS APPEARANCES

PLAYER	LENGTH(IP)-DATES	STREAK STATS	PLAYER	LENGTH - DATES	STREAK STATS
Saalfrank	12.1 - 5/4-5/30	9 G, 3 H, 18 K, 5 BB, HB	Saalfrank	8 G - 5/7-5/30	3 H, 17 K, 5 BB, HB
Patrick	11.1 - 5/21-6/3	3 GS, 3 H, 12 K, 4 BB	Backhus	7 G - 5/18-6/6	10 H, 12 K, 2 BB, HB
Backhus	9.1 - 4/12-5/6	8 G, 4 H, 12 K, 2 BB	Backhus	6 G - 4/15-5/3	2 H, 2 BB, 9 K
Backhus	8.2 - 5/18-6/6	7 G, 10 H, 13 K, 3 BB, HB	Pope	3 G - 5/26 - 6/6	2 H, 5 K, 15 BF
Hill	7.1 - 4/8-4/15	2 GS, 6 H, 9 K, 4 BB, HBP	Rice	3 G, 5/14-19	0 H, 4 K, 0 BB 1 SV
Goddard	6.0 - 4/26-5/9	4 G, 8 K, H	Pope	3 G, 5/10-19	6 H, 6 K, BB
Workman	5.2 - 5/4-5/17	4 G, 4 H, 8 K, BB	Rice	3 G - 4/20-27	BB, 3 K
Jarvis	5.1 - 4/13-4/19	2 GS, 9 K, 4 BB	Green	2 G, 6/3-7	H, 2 K, BB, 11 BF
Albright	5.0 - 5/2	1 GS, H, 7 K, 2 BB	Fisher	2 G - 4/21-25	H, BB, 2 K
Hill	4.2 - 6/7	1 GS, 3 H, 5 K, 2 BB, HB	Goddard	2 G - 4/28-5/5	H, 6 K
Davies	4.2 - 5/20	1 GS, 3 H, 7 K, BB	Green	2 G - 4/12-14	3 K, HBP
Pope	4.2, 5/10-19	6 H, 6 K, BB	Mantiply	2 G - 4/12-15	2 H, 3 K
Green	4.2 - 4/30-5/5	3 G, 3 H, 3 K, BB	Montes De Oca	2 G - 4/13-19	2 BB, 5 K
Olivero	4.2 - 4/23	1 GS, 6 H, 3 BB	Montes De Oca	2 G - 5/4-7	K

EJECTIONS

PLAYER/COACH	DATE/LOCATION	UMPIRE	REASON
Shawn Roof	4/30, HODGETOWN vs. FRI	HP Jarrod Moehlmann	Arguing call
Shawn Roof	5/20, Riders Field @ FRI	3B Steven Rios Jr.	Arguing call

AWARDS

PLAYER/COACH	AWARD	DATES	STATS
Bryce Jarvis	TEX Pitcher of the Week	4/17-4/23/2023	W, 5.0 IP, 0 H, 8 K, 4 BB
Ryan Bliss	Texas League Player of the Month	April	.410 AVG (34-for-83), 2 HR, 14 RBI, 17 R, 18 G
Chad Patrick	TEX Pitcher of the Week	5/22-5/28/2023	W, 7.0 IP, 2 H, 6 K, 2 BB
Ryan Bliss	Texas League Player of the Month	May	.361 AVG (35-for-97), 5 HR, 13 RBI, 21 R, 23 G
Andrew Saalfrank	Amarillo Player of the Month	May	9 G, 1-0, 1.42 ERA, 12.2 IP
Ryan Bliss	Amarillo Player of the Month	May	.361 AVG (35-for-97), 5 HR, 13 RBI, 21 R, 23 G

2023 MILESTONES ON THE HORIZON

NAME	MILESTONE	TO MEET
Jeff Bain	500 Career Strikeouts	19
Jonathan Guzman	500 Career Hits, 2000 Career At-Bats	63, 33
Josh Green	250 Career Strikeouts	3
Austin Pope	250 Career Strikeouts, 200 Career IP	25, 8.2
Ryan Bliss	100 Career RBI	12
Kyle Backhus	150 Career Strikeouts	19
Hugh Fisher	100 Career Strikeouts	14

2023 MILESTONES REACHED

NAME	MILESTONE	DATE
Luke Albright	150 Career IP	4/7 @ FRI
Ryan Bliss	150 Career Hits	4/14 vs. CC
A.J. Vukovich	150 Career RBI	4/16 vs. CC
Tim Tawa	150 Career Hits	4/16 vs. CC
A.J. Vukovich	150 Career RBI	4/16 vs. CC
Andrew Saalfrank	100 Career Strikeouts	4/20 @ NWA
Jamison Hill	150 Career Strikeouts	4/21 @ NWA
Austin Pope	200 Career Strikeouts	4/21 @ NWA
Devison De Los Santos	150 Career RBI	4/26 vs. FRI
Jackson Goddard	150 Career Strikeouts	4/28 vs. FRI
Deyni Olivero	400 Career IP	4/29 vs. FRI
Tristin English	250 Career Hits	4/29 vs. FRI
Adrian Del Castillo	100 Career Hits	4/30 vs. FRI
A.J. Vukovich	250 Career Hits	5/4 @ CC
Michel Otanez	250 Career Strikeouts	5/17 @ FRI
Ryan Bliss	200 Career Hits	5/28 @ SA
Kyle Backhus	100 Career IP	6/1 vs. SPR
Deyni Olivero	300 Career Strikeouts	6/3 vs. SPR (G2)
Jordan Lawlar	150 Career Hits	6/3 vs. SPR (G1)

SOD POODLES vs. LEAGUE IN 2023 (REGULAR SEASON)

NORTH DIVISION	OVERALL	HOME	AWAY	SOUTH DIVISION	OVERALL	HOME	AWAY
Arkansas	0-0	0-0	0-0	Corpus Christi	5-7	3-3	2-4
NW Arkansas	3-3	0-0	3-3	Frisco	7-8	3-3	4-5
Springfield	4-2	4-2	0-0	Midland	4-4	2-4	2-0
Tulsa	0-0	0-0	0-0	San Antonio	2-4	0-0	2-4
Wichita	0-0	0-0	0-0	---			

SOD POODLES vs. LEAGUE ALL-TIME (REGULAR SEASON)

NORTH DIVISION	OVERALL	HOME	AWAY	SOUTH DIVISION	OVERALL	HOME	AWAY
Arkansas	11-14	6-6	5-8	Corpus Christi	46-44	23-17	23-27
NW Arkansas	18-14	8-5	10-9	Frisco	44-48	25-25	19-23
Springfield	17-14	10-8	7-6	Midland	49-40	26-23	23-17
Tulsa	17-21	8-11	9-10	San Antonio	25-25	10-8	15-17
Wichita	10-8	3-3	7-5	---			

SOD POODLES OFFENSE

Most Runs, Game: 13 (2x: Last: 5/31 vs. SPR)
Most Runs, Inning: 7 (4x: Last: 5/31 vs. SPR, 7th inning)
Most Hits, Game (Team): 18 (2x: Last: 5/31 vs. SPR)
Most Hits, Game (Indiv.): 4 (2x: Last: Enriquez, 6/4 vs. SPR)
Fewest Hits, Game: 2 (3x: Last: 5/18 @ FRI)
Most Hits, Inning: 8 (5/5 @ CC, 3rd inning)
Most HRs, Game (Team): 3 (5/31 vs. SPR)
Most HRs, Game (Indiv.): 1 (53x: Last: Tawa, 6/3 vs. SPR, G2)
Most HR, Inning (Team): 2 (3x: Last: Roberts/Lawlar, 6/3 vs. SPR, G1, 6th inning)
Most SBs, Game (Team): 7 (4/12 vs. CC)
Most SBs, Game (Indiv.): 2 (7x: Last: Bliss, 5/31 vs. SPR)
Grand Slams: 1 (Vukovich, 6/4 vs. SPR)
Most Runners LOB, Team: 12 (2x: Last: 5/31 vs. SPR)
Most Runs Combined (Two Teams): 23 (3x: Last: 4/26 vs. FRI)
Most Hits Combined (Two Teams): 33 (4/12 vs. CC)
Most Home Runs During Series (Two Teams): 19 (5/9-5/14 vs. MID)
Most Runs To Overcome Deficit: 10 (4/26 vs. FRI)

SOD POODLES DEFENSE

Most Errors, Team: 4 (2x: Last: 5/23 @ SA)
Most Errors, Individual: 2 (Lawlar, 5/23 @ SA)
Most Double Plays: 3 (4/12 vs. CC)

SOD POODLES PITCHING

Most Ks, Team (9 innings): 14 (5/19 @ FRI)
Most Ks, Team (extra innings): 14 (4/20 @ NWA, 10)
Most Walks, Team: 11 (2x: Last: 5/26 @ SA)
Shutouts: 4 (Last: 6/7 @ MID)
Complete Games (9 IP): --
Complete Games (7 IP): --
Complete Game Shutout, Individual: --
Complete Game Shutout (9.0 IP) Individual: --
Longest Start: 7.0 IP (Patrick, 5/27 @ SA)
Longest Relief Appearance: 3.1 IP (2x: Last: Workman, 4/26 vs. FRI)
Most Ks, Individual: 8 (2x: Last: Jarvis, 4/19 @ NWA)
Most Walks, Individual: 6 (2x: Last: Olivero, 5/23 @ SA)

OPPONENTS OFFENSE

Most Runs, Game: 16 (2x: Last: 5/11 vs. MID)
Most Runs, Inning: 8 (2x: Last: 5/17 @ FRI, 5th inning)
Most Hits, Game (Team): 19 (5/11 vs. MID)
Most Hits, Game (Indiv.): 5 (2x: Last: Calabuig, 5/11 vs. MID)
Fewest Hits, Game: 2 (3x: Last: 5/27 @ SA)
Most Hits, Inning: 7 (5/17 @ FRI)
Most HRs, Game (Team): 5 (5/9 vs. MID)
Most HRs, Game (Indiv.): 3 (Rave, 4/18 @ NWA)
Most SBs, Game (Indiv.): 3 (Acuña, 4/30 vs. FRI)
Grand Slams Against: 5 (Last: Hicks, 5/20 @ FRI)
Most Runners LOB, Team: 13 (5/20 @ FRI)
Most Runs To Overcome Deficit: 6 (5/20 @ FRI)

OPPONENTS PITCHING

Most Ks Team (9 innings): 14 (2x: Last: 5/17 @ FRI)
Most Ks, Team (extra innings): 14 (4/20 @ NWA)
Most Walks, Team: 10 (4/20 @ NWA)
Most Ks, Individual: 10 (Leiter, 5/17 @ FRI)
Most Walks, Individual: 5 (Cusick, 5/14 vs. MID, G2)

OPPONENTS DEFENSE

Most Errors, Team: 3 (4/12 vs. CC)
Most Errors, Individual: 3 (Whitcomb, 4/12 vs. CC)
Most Double Plays: 2 (6x: Last: 5/24 @ SA)

MISCELLANEOUS

Longest Home Game Time (9 innings): 3:16 (4/12 vs. CC)
Shortest Home Game Time (9 innings): 2:11 (5/30 vs. SPR)
Longest Road Game Time (9 innings): 3:13 (5/5 @ CC)
Shortest Road Game Time (9 innings): 2:05 (5/2 @ CC)
Longest Game Time (7 innings): 2:32 (5/14 vs. MID, G2)
Shortest Game Time (7 innings): 1:39 (6/3 vs. SPR, G2)
Longest Extra-Inning Game: 3:26 (5/20 @ FRI)
Longest Game (Innings): 10 (3x: Last: 5/20 @ FRI)
Longest Game Delay (Home): 0:40, 5/31 vs. SPR (rain)
Longest Game Delay (Road): 1:53, 5/19 @ FRI (rain)
Highest Attendance (Home): 7,165 (5/12 vs. MID)
Highest Attendance (Road): 10,019 (5/16 @ FRI)
Lowest Attendance (Home): 3,231 (4/25 vs. FRI)
Lowest Attendance (Road): 2,399 (4/18 @ NWA)



LAST TIME IT HAPPENED - 2023

SOD POODLES (INDIVIDUAL)

Perfect Game:
No-Hitter (Individual):
No-Hitter (Combined):
No-Hitter (7-Inning):
1-Hitter (Individual):
1-Hitter (Combined):
2-Hitter (Individual):
2-Hitter (Combined): 3x: Last: 5/27 @ SA, Patrick/Saalfrank
3-Hitter (Combined): 5x: Last: 6/7 @ MID, Hill/Workman/Green/Saalfrank
3-Hitter (Individual):
Complete Game Shutout (9 Inning):
Complete Game Shutout (7 Inning):
10 or more strikeouts (P):
Four (4) Hits: Seth Beer (5/31 vs. SPR)
Five (5) Hits:
Six (6) Hits:
Three (3) Doubles:
Four (4) Doubles:
Two (2) Triples:
Two HR Game:
Three HR Game:
Grand Slam (Home): Vukovich (6/4 vs. SPR)
Grand Slam (Road):
Inside-The-Park HR:
Back-To-Back HRs: 2x: Last: Roberts/Vukovich (6/3 vs. SPR, G1)
Back-To-Back-To-Back HRs:
HR, Both Sides of the Plate:
Hitting for the Cycle:

HR in 2 straight games: 8x: Last: Tawa (6/3 vs. SPR, G2 - 6/4 vs. SPR)
HR in 3 straight games:
HR in 4 straight games:
Triple in 2 straight games:
Five (5) RBI:
Six (6) RBI:
Three Runs: 7x: Last: Beer (5/31 vs. SPR)
Four Runs:
Five Runs:
Two Stolen Bases: 7x: Last: Bliss (5/31 vs. SPR)
Three Stolen Bases:
Four Stolen Bases:
Steal of home (straight):
Steal of home (double steal): Vukovich/English, 4/12 vs. CC
Four (4) Walks: Roberts (5/31 vs. SPR)
Five (5) Walks:
10 Total Bases in a game:

SOD POODLES TEAM

20 Runs, Game:
20 Hits, Game:
10+ Runs, Inning:
Back-to-back 15-hit games:
Everyone in order gets a hit: 2x: Last: 5/5 @ CC
Everyone in order scores a run: 5/5 @ CC
Only player in order to get a hit:
15+ Strikeouts, Game (Batting):
Triple Play:
Winning Streak: 5 (5/27-6/1)
Losing Streak: 4 (2x: Last: 5/23-5/26)



HIGHS & LOWS - ALL TIME



SOD POODLES OFFENSE

Most Runs, Game: 20 (9/11/21 vs. TUL)
Most Runs, Inning: 11 (6/11/22 vs. FRI, 8th inning)
Most Hits, Game: 24 (9/11/21 vs. TUL)
Most Hits, Game (Indiv.): 5 (3x: Last: Barrosa, 7/22 @ MID)
Fewest Hits, Game: 0 (5/26/22 @ ARK)
Most HRs, Game (Team): 7, (6/5/21 @ FRI)
Most HRs, Game (Indiv.): 3, Olivares (5/5/19 vs. ARK)
Grand Slams: 11 (Last: Cedenno, 6/30 vs. NWA, 8th inning)
Most SBs, Game (Team.): 7 (4/12/23 vs. CC)
Most SBs, Game (Indiv.): 3 (5x: Last: Barrosa, 9/4/22 vs. FRI)
Most Runners LOB, Team: 14 (3x: Last: 7/30/21 vs. SA)
Most Runs Combined (Two Teams): 32 (9/11/21 vs. TUL)
Most Hits Combined (Two Teams): 37 (2x: Last: 4/23/22 vs SA)
Most Home Runs During Series (Two Teams): 34 (9/7-12/21 vs. TUL)
Most Runs To Overcome Deficit: 10 (4/26/23 vs. FRI)

SOD POODLES DEFENSE

Most Errors, Team: 5 (6/19/21 vs. MID)
Most Errors, Individual: 2 (26x: Last: Lawlar, 5/23/23 @ SA)
Most Ground Into Double Plays: 4 (2x: Last: 9/17/21 vs. FRI)

SOD POODLES PITCHING

Most Ks, Team (9 innings): 17 (2x: Last: 5/9/21 @ TUL)
Most Ks, Team (extra innings): 19 (5/11/19 @ CC)
Most Walks, Team: 12 (8/27/22 @ CC)
Shutout: 24x: Last: 6/7/23 @ MID
Last Complete Game (9 IP): --
Last Complete Game (7 IP): Nelson (G1, 9/1/21 @ SA)
Last Complete Game (5 IP): Walston (7/29/22 vs. CC)
Last Complete Game Shutout: Frias (8/1/21 vs. SA (7))
Longest Start: 8.0 IP (Cecconi, 6/8/22 vs FRI)
Longest Relief Appearance: 3.1 IP (4x, last: Workman, 4/26 vs FRI)
Most Ks, Individual: 12 (4x: Last: Pfaadt: 6/23/22 @ CC)
Most Walks, Individual: 7 (Nelson, 7/6/21 @ SA)



LAST TIME IT HAPPENED - ALL TIME

SOD POODLES (INDIVIDUAL)

Perfect Game:
No-Hitter (Individual):
No-Hitter (Combined):
No-Hitter (7-Inning): 2x: Tabor, 7/11/21 @ SA; Frias, 8/1/21 vs. SA
1-Hitter (Individual): 7/29/22 (Walston, 5-inning game)
1-Hitter (Combined): 2x: Last: 4/16/22 (Jarvis, Weiss - 7 inning game)
2-Hitter (Individual):
2-Hitter (Combined): 5x: Last: 5/27/23 @ SA, Albright/Saalfrank
3-Hitter (Combined): 20x: Last: 6/7/23 @ MID, Hill/Workman/Green/Saalfrank
3-Hitter (Individual):
Complete Game Shutout (9 Inning):
Complete Game Shutout (7 Inning): 2x: Tabor, 7/11/21 @ SA; Frias, 8/1/21 vs. SA
10 or more strikeouts: 14x, Last: Walston (7/29/22 vs. CC)
Four (4) Hits: 30x: Last: Beer (5/31/23 vs. SPR)
Five (5) Hits: 3x: Last: Cedenno (8/18/22 @ MID)
Six (6) Hits:
Three (3) Doubles: 3x: Last: Carroll, (4/23/22 vs SA)
Four (4) Doubles:
Two (2) Triples:
Two HR Game: 29x: Last: Cedenno (8/23/22 @ CC)
Three HR Game: Olivares, 5/5/19 @ ARK
Grand Slam (Home): 10x: Last: Vukovich, 6/4/23 vs. SPR
Grand Slam (Road): 2x: Last: De La Cruz, 6/5/21 @ FRI
Inside-The-Park HR: 4x: Last: Basabe (6/19/21 vs WCH)
Back-To-Back HRs: 18x: Last: Roberts/Vukovich (6/3/23 vs. SPR, G1)
Back-To-Back-To-Back HRs:
B-2-B-2-B-2-B HRs: 9/11/21 vs. TUL - Garrett/Kennedy/Fletcher/Canzone (3rd inning)
HR, Both Sides of the Plate: 3x: Last: Stankiewicz (7/15/22 vs SA)
Hitting for the Cycle:

OPPONENTS OFFENSE

Most Runs, Game: 21 (2x: Last: 9/2/22 vs. FRI)
Most Runs, Inning: 11 (9/2/22 vs. FRI, 5th inning)
Most Hits, Game (Team): 23 (9/2/22 vs. FRI)
Most Hits, Game (Indiv.): 6 (Guldberg, 4/10/22 vs MID)
Fewest Hits, Game: 0 (2x: Last: 8/1/21 vs. SA - Frias no-hitter)
Most HRs, Game (Team): 9 (Last: 5/17/22 vs. TUL)
Most HRs, Game (Indiv.): 4 (Chandler Redmond, 8/10/22 vs SPR)
Most SBs, Game (Indiv.): 3 (Acuña, 4/30/23 vs. FRI)
Grand Slams: 23 (Last: Hicks, 5/20/23 @ FRI, off Hill, 5th inning)
Most Runners LOB, Team: 16 (4/10/22 vs. MID)
Most Runs To Overcome Deficit: 10 (7/18/21 @ MID)

OPPONENTS PITCHING

Most Ks Team (9 innings): 17 (2x: Last: 5/9/21 @ TUL)
Most Ks, Team (extra innings): 19 (5/11/19 @ CC, 10)
Most Walks, Team: 10 (4x: Last: 4/20 @ NWA)
Shutout: 21x: Last: 4/22 @ NWA
Last Complete Game: Jones (5/26/22 (2) @ ARK)
Last Complete Game Shutout (7 IP): Jones (5/26/22 (2) @ ARK)
Most Ks, Individual: 14 (Dustin May, 6/22/19 @ TUL)
Most Walks, Individual: 7 (Robaina, 7/31/22 vs. CC)

OPPONENTS DEFENSE

Most Errors, Team: 4 (5x: Last: 7/22/22 @ MID)
Most Errors, Individual: 3 (3x: Last: Whitcomb, 4/12/23 vs. CC)
Most Ground Into Double Plays: 4 (2x: Last: 9/14/22 @ SA)

MISCELLANEOUS

Longest Home Game Time (9 innings): 4:08 (9/11/21 vs. TUL)
Shortest Home Game Time (9 innings): 2:01 (6/8/22 vs FRI)
Longest Road Game Time (9 innings): 3:34 (7/29/19 @ NWA)
Shortest Road Game Time (9 innings): 1:50 (8/21/22 @ MID)
Longest Game Time (7 innings): 2:36 (9/1/21 @ SA)
Shortest Game Time (7 innings): 1:29 (5/26/22 (2) @ ARK)
Longest Extra-Inning Game: 4:08 (4/22/22 vs. SA, 11)
Longest Game (Innings): 12 (2x: Last: 5/27/22 @ ARK)
Longest Game Delay (Home): 3:15 (5/18/21 vs. MID)
Longest Game Delay (Road): 1:53 (5/19/23 @ FRI)
Highest Attendance (Home): 7,481 (7/3/22 vs. NWA)
Highest Attendance (Road): 10,366 (5/18/19 @ FRI)
Lowest Attendance (Home): 3,851 (6/1/22 vs. MID)
Lowest Attendance (Road): 1,906 (8/17/22 @ MID)
Largest Margin of Victory: 15 (19-4, 6/9/21 vs. CC)
Largest Margin of Defeat: 19 (21-2, 9/2/22 vs. FRI)

SOD POODLES TEAM

20 Runs, Game: 20, 9/11/21 vs. TUL
20 Hits, Game: 5x: Last: 20, 8/18/22 @ MID
10+ Runs, Inning: 2x: Last: 6/11/22 vs. FRI (11, 8th inning)
Back-to-back 15-hit games: 2x: Last: 4/22-4/23/22 vs. SA
Everyone in order gets a hit: 28x: Last: 5/5/23 @ CC
Everyone in order gets multiple-hits: 5/8/22 vs. MID
Everyone in order scores a run: 7x: Last: 5/5/23 @ CC
Only player in order to get a hit: 4x: Last: Diaz, G1, 9/1/21 @ SA
15+ Strikeouts, Game (Batting): 16x: Last: 6/25/22 @ CC (16)
Triple Play:
Winning Streak: 6 (9/10-9/16/22)
Losing Streak: 7 (7/30-8/6/22)

[illegible][illegible][illegible]

Game	Date	Opponent	W/L	Winning Pitcher	Losing Pitcher	Save	Record	Standing	Attendance	TOG
1	4/6	@ FRI	L, 12-4	Anderson, G (1-0)	Jarvis, B (0-1)	-	0-1	T-2nd (-1.0)	8,320	2:28
2	4/7	@ FRI	W, 3-1	Albright, L (1-0)	Krauth, N (0-1)	Backhus, K (1)	1-1	T-1st (+0.5)	8,655	2:16
3	4/8	@ FRI	W, 5-3	Rice, J (1-0)	Starr, N (0-1)	Vizcaino, R (1)	2-1	T-1st (+1.0)	9,030	2:57
4/9-10		OFF								
4	4/11	CC	L, 5-4	Melendez, J (1-0)	Patrick, C (0-1)	Macuare, A (1)	2-2	T-2nd (-1.0)	5,452	2:26
5	4/12	CC	W, 13-10	Mantiply, J (1-0)	Robaina, J (0-1)	-	3-2	T-1st (+1.0)	4,093	3:16
6	4/13	CC	W, 5-2	Jarvis, B (1-1)	Cobos, F (0-1)	Montes De Oca, C (1)	4-2	1st (+1.0)	4,547	2:39
7	4/14	CC	L, 13-10	Sprinkle, J (1-0)	Albright, L (1-1)	-	4-3	T-1st (+1.0)	6,417	2:54
8	4/15	CC	W, 5-3	Mantiply, J (2-0)	Gordon, C (0-2)	Backhus, K (2)	5-3	1st (+1.0)	6,146	2:28
9	4/16	CC	L, 11-5	Melendez, J (2-0)	Patrick, C (0-2)	-	5-4	T-1st (+1.0)	5,187	2:54
4/17		OFF								
10	4/18	@ NWA	L, 16-6	Del Rosario, Y (1-0)	Olivero, D (0-1)	-	5-5	T-1st (+1.0)	2,399	2:40
11	4/19	@ NWA	W, 5-0	Jarvis, B (2-1)	Veneziano, A (1-1)	-	6-5	T-1st (+1.0)	2,792	2:29
12	4/20	@ NWA	W, 3-2 (10)	Otanez, M (1-0)	Biasi, D (1-1)	Rice, J (1)	7-5	1st (+0.5)	3,751	3:08
13	4/21	@ NWA	L, 5-0	Hoffmann, A (2-1)	Hill, J (0-1)	-	7-6	T-1st (+1.0)	4,690	2:26
14	4/22	@ NWA	L, 5-0	Marsh, A (1-0)	Patrick, C (0-3)	-	7-7	T-1st (+3.0)	4,856	2:14
15	4/23	@ NWA	W, 6-2	Saalfrank, A (1-0)	Way, B (0-2)	-	8-7	T-1st (+0.5)	4,640	2:48
4/24		OFF								
16	4/25	FRI	W, 9-7	Rice, J (2-0)	Starr, N (1-2)	Backhus, K (3)	9-7	T-1st (+1.0)	3,231	2:34
17	4/26	FRI	W, 12-11 (10)	Workman, B (1-0)	Church, M (0-1)	-	10-7	1st (+1.0)	3,275	3:24
18	4/27	FRI	L, 5-1	Roby, T (1-2)	Bain, J (0-1)	-	10-8	1st (+0.5)	6,239	2:38
19	4/28	FRI	L, 12-6	Speas, A (1-0)	Patrick, C (0-4)	-	10-9	2nd (-0.5)	4,393	2:55
20	4/29	FRI	W, 11-4	Olivero, D (1-1)	Leiter, J (0-2)	-	11-9	1st (+0.5)	5,928	2:38
21	4/30	FRI	L, 12-7	Church, M (1-1)	Tineo, M (0-1)	-	11-10	T-1st (+0.5)	5,125	2:53
5/1		OFF								
22	5/2	@ CC	L, 3-1	Robaina, J (1-2)	Fisher, H (0-1)	-	11-11	T-2nd (-1.0)	2,774	2:05
23	5/3	@ CC	W, 3-0	Pope, A (1-0)	Kouba, R (1-1)	Backhus, K (4)	12-11	T-1st (+1.5)	2,401	2:15
24	5/4	@ CC	L, 6-1	Gordon, C (2-2)	Patrcik, C (0-5)	-	12-12	T-2nd (-1.0)	3,678	2:11
25	5/5	@ CC	W, 12-8	Goddard, J (1-0)	Plumlee, P (0-1)	-	13-12	T-1st (+2.5)	4,651	3:13
26	5/6	@ CC	L, 12-7	VanWey, L (1-0)	Tineo, M (0-2)	-	13-13	T-2nd (-1.0)	4,327	2:49
27	5/7	@ CC	L, 5-4	Arrighetti, S (2-2)	Albright, L (1-2)	McDonald, C (1)	13-14	T-2nd (-2.0)	4,726	2:28
5/8		OFF								
28	5/9	MID	L, 11-9	Supak, T (2-0)	Hill, J (0-2)	-	13-15	2nd (-3.0)	6,284	2:47
29	5/10	MID	W, 6-3	Saalfrank, A (2-0)	Salinas, R (1-2)	-	14-15	2nd (-2.0)	4,495	2:20
30	5/11	MID	L, 16-6	Pérez, F (1-0)	Olivero, D (1-2)	-	14-16	2nd (-3.0)	5,363	2:56
31	5/12	MID	L, 6-1	Cushing J (1-0)	Tineo, M (0-3)	-	14-17	3rd (-4.0)	7,165	2:27
	5/13	MID	PPD							
32	5/14(1)	MID	W, 10-1	Albright, L (2-2)	Ginn, J (0-2)	-	15-17	-	0	1:40
33	5/14(2)	MID	L, 13-1	Tomioka, S (1-0)	Hill, J (0-3)	-	15-18	3rd (-4.0)	4,621	2:32
5/15		OFF								
34	5/16	@ FRI	L, 3-2	Church, M (2-2)	Goddard, J (1-1)	Starr, N (1)	15-19	3rd (-4.0)	10,019	2:30
35	5/17	@ FRI	L, 10-4	Leiter, J (2-2)	Olivero, D (1-3)	-	15-20	T-4th (-4.0)	2,890	2:27
36	5/18	@ FRI	L, 7-1	Garcia, R (1-3)	Bain, J (0-2)	-	15-21	5th (-4.0)	3,480	2:13
37	5/19	@ FRI	W, 2-1	Albright, L (3-2)	White, O (1-1)	Rice, J (2)	16-21	T-4th (-4.0)	5,943	2:24 (1:53)
38	5/20	@ FRI	L, 8-7 (10)	Kelly, A (2-0)	Stumpo, M (0-1)	-	16-22	T-4th (-5.0)	7,070	3:26
39	5/21	@ FRI	W, 3-1	Patrick, C (1-5)	Church, M (2-3)	Montes De Oca, C (2)	17-22	T-4th (-5.0)	6,306	2:32
5/22		OFF								
40	5/23	@ SA	L, 14-4	Bachar, L (2-0)	Olivero, D (1-4)	-	17-23	5th (-5.0)	5,054	2:48
41	5/24	@ SA	L, 4-3	Hernandez, N (3-1)	Montes De Oca, C (0-1)	-	17-24	5th (-5.0)	4,990	2:35
42	5/25	@ SA	L, 5-4	Kopps, K (3-0)	Otanez, M (1-1)	Jacob, A (1)	17-25	5th (-6.0)	3,549	2:35
43	5/26	@ SA	L, 8-2	Wolf, J (3-5)	Hill, J (0-4)	-	17-26	5th (-7.0)	4,124	2:57
44	5/27	@ SA	W, 1-0	Patrick, C (2-5)	Snider, D (0-3)	Saalfrank, A (1)	18-26	5th (-6.0)	4,828	2:30
45	5/28	@ SA	W, 9-3	Grammes, C (1-0)	Henry, H (1-2)	-	19-26	5th (-5.0)	3,530	2:46
5/29		OFF								
46	5/30	SPR	W, 7-1	Bain, J (1-2)	Gragg, L (0-3)	-	20-26	5th (-4.0)	4,179	2:11
47	5/31	SPR	W, 13-8	Stumpo, M (1-1)	Sawyer, L (1-2)	-	21-26	4th (-4.0)	4,177	3:03
48	6/1	SPR	W, 3-2	Grammes, C (2-0)	Pereira, W (3-3)	-	22-26	4th (-4.0)	4,690	1:54
49	6/2	SPR	PPD							
49	6/3 (1)	SPR	L, 5-4 (8)	Roycroft, C (1-0)	Backhus, K (0-1)	Granillo, A (2)	22-27	4th (-3.5)	-	2:26
50	6/3 (2)	SPR	W, 6-1 (7)	Olivero, D (2-4)	Hernandez, K (5-2)	-	23-27	4th (-4.0)	6,502	1:39
51	6/4	SPR	L, 6-5	Sawyer, L (2-2)	Grammes, C (2-1)	-	23-28	4th (-4.0)	5,636	2:44



SOD POODLES 2023 DAY-BY-DAY



GAME	DATE	OPPONENT	W/L	WINNING PITCHER	LOSING PITCHER	SAVE	RECORD	STANDING	ATTENDANCE	TOG
52	6/6	@ MID	W, 8-4	Albright, L (4-2)	Estes, J (3-4)	--	24-28	4th (-4.0)	3,738	2:33
53	6/7	@ MID	W, 4-0	Green, J (1-0)	Cusick, R (3-3)	--	25-28	3rd (-4.0)	3,042	2:35
54	6/8	@ MID								
55	6/9	@ MID								
56	6/10	@ MID								
57	6/11	@ MID								
	6/12	OFF								
58	6/13	SA								
59	6/14	SA								
60	6/15	SA								
61	6/16	SA								
62	6/17	SA								
63	6/18	SA								
	6/19	OFF								
64	6/20	@ CC								
65	6/21	@ CC								
66	6/22	@ CC								
67	6/23	@ CC								
68	6/24	@ CC								
69	6/25	@ CC								
END OF 1ST HALF										
70	6/28	TUL								
71	6/29	TUL								
72	6/30	TUL								
73	7/1	TUL								
74	7/2	TUL								
75	7/3	TUL								
76	7/4	@ SPR								
77	7/5	@ SPR								
78	7/6	@ SPR								
79	7/7	@ SPR								
80	7/8	@ SPR								
81	7/9	@ SPR								
	7/10-13	OFF								
ALL-STAR BREAK										
82	7/14	FRI								
83	7/15	FRI								
84	7/16	FRI								
	7/17	OFF								
85	7/18	WCH								
86	7/19	WCH								
87	7/20	WCH								
88	7/21	WCH								
89	7/22	WCH								
90	7/23	WCH								
	7/24	OFF								
91	7/25	@ MID								
92	7/26	@ MID								
93	7/27	@ MID								
94	7/28	@ MID								
95	7/29	@ MID								
96	7/30	@ MID								
	7/31	OFF								
97	8/1	CC								
98	8/2	CC								
99	8/3	CC								
100	8/4	CC								
101	8/5	CC								
102	8/6	CC								
	8/7	OFF								