



**SOD
POODLES
BASEBALL
CLUB**

NEWS & NOTES

HODGETOWN

715 S. BUCHANAN ST

AMARILLO, TEXAS 79101

806-803-7762

TWITTER: @SODPOODLES

Sod Poodles PR Department: Director, Cory Hilborne - CoryH@SodPoodles.com, 806-803-9614

Tulsa Drillers (54-53, 13-25)

RHP Orlando Ortiz-Mayr (1-3, 4.01 ERA)

VS.

Amarillo Sod Poodles (57-50, 23-15)

RHP Jamison Hill (5-6, 5.28 ERA)

Sunday, August 13, 2023 • 1:05 PM CT • ONEOK Field • Radio: KVWE-102.9 FM • Game 108 • Road Game 57

UPCOMING GAMES

DAY	DATE	OPPONENT	PROBABLE PITCHERS	TIME (CT)	RADIO
Tues	Aug 15	vs ARK	TBA vs. TBA	7:05 PM	KVWE-102.9 FM
Wed	Aug 16	vs ARK	TBA vs. TBA	7:05 PM	KVWE-102.9 FM
Thurs	Aug 17	vs ARK	TBA vs. TBA	7:05 PM	KVWE-102.9 FM

SEASON RESULTS

Date	Site	Result
6/28	vs. TUL	W, 6-4
6/29	vs. TUL	W, 12-7
6/30	vs. TUL	L, 7-6 (13)
7/1	vs. TUL	W, 12-10
7/2	vs. TUL	PSTP
7/3 (1)	vs. TUL	W, 15-7
7/3 (2)	vs. TUL	W, 10-9
8/8	@ TUL	L, 7-4
8/9	@ TUL	W, 7-4
8/10	@ TUL	W, 7-4
8/11	@ TUL	L, 5-1
8/12	@ TUL	W, 10-9
8/13	@ TUL	

TULSA SERIES CAPSULE

2023 at Home: 5-1
2023 on Road: 3-2
All-Time at Home: 13-12
All-Time on Road: 12-12
All-Time Totals: 25-24

STREAKS

Last 5 Games: 3-2
Last 10 Games: 5-5
Longest 2023 Winning Streak: 7
Longest 2023 Losing Streak: 4 (2x)
All-Time W/L: 255-245

LEAGUE STANDINGS

TEXAS LEAGUE 2ND HALF

North (W-L-PCT-GB)		
SPRINGFIELD	20-18	.526
NW ARKANSAS	19-18	.514
WICHITA	18-20	.474
ARKANSAS	16-21	.432
TULSA	13-25	.342

South (W-L-PCT-GB)		
AMARILLO	23-15	.605
FRISCO	22-16	.579
CORPUS CHRISTI	20-18	.526
MIDLAND	20-18	.526
SAN ANTONIO	18-20	.474

OVERALL

North (W-L-PCT-GB)		
*ARKANSAS	61-45	.575
SPRINGFIELD	54-53	.505
TULSA	54-53	.505
NW ARKANSAS	48-58	.453
WICHITA	46-60	.434

South (W-L-PCT-GB)		
AMARILLO	57-50	.533
*SAN ANTONIO	55-52	.514
FRISCO	53-53	.500
CORPUS CHRISTI	53-54	.495
MIDLAND	52-55	.486

* Clinched 1st half

TEAM LEADERS

AVERAGE: .272 - Roberts
HITS: 93 - Vukovich
2B: 23 - Lawlar
TRIPLES: 7 - Roberts
HOME RUNS: 19 - Vukovich
RBI: 79 - Vukovich
OPS: .918 - Roberts
STOLEN BASES: 33 - Lawlar
SO (P): 126 - Albright
SAVES: 8 - Backhus
ERA: 4.34 - Backhus
WINS: 7 - Albright

ATTENDANCE

Last: 5,875
Total: 266,053
Average: 5,543
No. of Sellouts: 21

CHASE FOR 30: Ivan Melendez launched his second home run of the series, the 10th in an Amarillo uniform, and his 28th overall this season between High-A Hillsboro and now 23 games with Amarillo. With the swat, Melendez became the ninth Amarillo player to reach double-digit home runs in 2023, setting a new franchise record for most players with 10 or more home runs in the same season. His 28th home run of the year has now placed him in a tie for the 17th most home runs ever hit in a single season by a D-backs' minor leaguer. He joins a list that includes former Sod Poodle Stone Garrett, who also hit 28 a season ago with Triple-A Reno. Only 13 players have ever hit 30+ home runs in a single season as a D-backs' minor leaguers. His 28 home runs are currently T-2nd among all minor leaguers this year. Since arriving in Double-A, he ranks first in home runs and RBI (28) while also ranking T-3rd in total bases (61), T-6th in XBH (14), and 8th in SLG (.656) in Double-A.

TAWABUNGA, BABY: Tim Tawa recorded his second career multi-HR game, both coming against the Tulsa Drillers. The first multi-HR game of his career came back on June 29th when he went 2-for-4 with a pair of home runs and tied his career-high with five RBI. On Saturday, Tawa finished 2-for-4 with two long balls and three RBI. Tawa is adding to what already is a single-season career-high in home runs with now 18 on the year, one shy of the team lead held by A.J. Vukovich. Tawa becomes just the third player this season to record more than one multi-HR game, joining Vukovich and Ivan Melendez. Amarillo players have a total of seven multi-HR games this year, with now three of those (43%) coming against Tulsa pitching.

S.P. F (THE F IS FOR FORGET ABOUT THAT ONE): S.P. Chen, playing in just his third game since a promotion from High-A Hillsboro, has now hit a pair of home runs in nine at-bats in Double-A. His first hit as a Sod Poodle was a solo home run back on August 3rd against Corpus Christi. After a 1-for-4 night against the Drillers in his first action of the series is now hitting 3-for-9 (.333) with two home runs, and four RBI.

LAW & TOP OF THE ORDER: After seeing a season-long on-base streak come to an end on Friday night, Jordan Lawlar responded with a 2-for-5 night on Saturday that included his team-leading 23rd double. In 57 games since May 23rd, the D-backs' top-ranked prospect has raised his season AVG from .162, to .263 and has 19 doubles, two triples, and 10 home runs during the stretch. His 23 total doubles on the season are the most on the active roster by a Sod Poodle and rank T-4th in the Texas League. His 73 hits since May 23rd ranks first in the D-backs organization while his .313 AVG is 4th. His 19 doubles are the most in the D-backs farm system over the stretch of games.

JUST PUT IT IN RICE: After hurling a pair of scoreless innings and four strikeouts with just one hit and a walk surrendered, Jake Rice improved to 4-0 on the year. The left-hander has not yielded a run in eight of his last 13 appearances. In two games against Tulsa this year, Rice has worked 4.0 IP while allowing just two hits with seven strikeouts and a walk. Rice's last loss came on August 24, 2021, vs. Rancho Cucamonga (Low-A, Dodgers) when he was in Visalia.

THE BEAR: Christian Montes De Oca added his fourth save of the year and his second of the series after also earning the save on Wednesday. The right-hander worked a clean final inning, retiring the Drillers in order during his lone inning of work on Saturday night. Over his last 10 games, he carries a .176 ERA and has 15 strikeouts to just two walks. Since the beginning of 2022 and his first year in the D-backs' organization, Montes De Oca leads the org in saves with 17. He has capitalized on 17-of-19 save opportunities over his 67 total appearances within the D-backs' farm system. He was a perfect 13-for-13 last season between Low-A Visalia and High-A Hillsboro.

WALK THIS WAY: Caleb Roberts drew four walks in a game for the second time this year. It was the fourth time an Amarillo player has drawn four walks in a game - tying the franchise-high.

SOD POODLES BREAKDOWN

At Home: 28-23
On the Road: 29-27
Day Games: 7-6
Night Games: 49-44
vs. RHP: 47-42
vs. LHP: 10-8
First Half: 34-35
Second Half: 23-15
April: 11-10
May: 10-16
June: 15-10
July: 15-9
August: 6-5
September: 0-0
Monday: 2-0
Tuesday: 6-10
Wednesday: 11-6
Thursday: 8-9
Friday: 4-13
Saturday: 16-4
Sunday: 10-8

Scoring First: 31-21
Opponent Scoring First: 26-29
Extra Innings: 2-3
Doubleheaders: 6-2
Commit An Error: 31-30
Commit No Errors: 26-20
Walk-Off Wins: 4
Walk-Off Losses: 3

vs. North 1st Half: 7-5
vs. South 1st Half: 27-30
vs. North 2nd Half: 15-8
vs. South 2nd Half: 8-7

Scoring 4+ Runs: 49-32
Opp. Scoring 4+ Runs: 26-48
Scoring 3 Or Fewer Runs: 8-18
Opp. Scoring 3 Or Fewer Runs: 31-2
Out-Hit Opponent/Tie: 46-18
Out-Hit By Opponent: 11-32

Lead After 6: 41-10
Trail After 6: 9-38
Tied After 6: 7-2
Lead After 7: 46-6
Trail After 7: 4-41
Tied After 7: 6-3
Lead After 8: 46-2
Trail After 8: 1-44
Tied After 8: 4-4

Series (W-L-T): 6-5-7

Game 1: 7-12
Game 2: 13-5
Game 3: 9-10
Game 4: 6-11
Game 5: 14-3
Game 6: 8-8
Series Sweeps: 1
Series Been Swept: 0



STARTING PITCHER



#16 JAMISON HILL - RHP

HEIGHT: 6'1" WEIGHT: 180 B/T: R/R AGE: 23 (3/28/1999 in San Diego, CA)
21 G (20 GS) 5-6 86/66 K/BB 5.28 ERA

LAST WIN: 7/21/2023 vs WCH LAST SAVE: None LONGEST 2023 OUTING: 7.0 Innings (2x, Last: 7/21 vs WCH)
LAST HOME RUN ALLOWED: 8/8/2023 @ TUL (Diego Cartaya, 4th inning, Solo) CAREER VS. TUL: 2 G, 0-1, 12.10 ERA, 9.2 IP, 15 H, 15 R, 13 ER, 3 HR, 8 K, 9 BB

- Rated the 50th best right hander in California by Perfect Game in 2017.
- Signed by the Arizona Diamondbacks as a minor league free agent on July 22, 2021 out of Fresno State (Fresno, CA).
- Made his professional and Low-A debut on 9/9/2021 in Visalia threads and went 4.0 innings and allowed one (1) unearned run on two (2) hits while punching out three (3) batters.
- He only played one (1) other game in 2021 (9/16) where he held his opponent scoreless through 3.0 innings while walking two (2) and punching out three (3) in the process.
- In his first game at HODGETOWN (9/1/2022 vs. FRI), went 4.0 innings and allowed just one (1) earned run on two (2) knocks and two (2) walks while punching out a pair of batters, good for his best outing at HODGETOWN in 2022 with his only other outing being on 9/7 (4.0 IP, 7 H, 5 ER, 2 BB).
- On 7/29/2022, he set a Hillsboro Hops franchise record 13 punch outs in a single contest, also good for his career high in a single game.
- During his time as a Hop across 21 games (4/14-8/21/2022), held the throne for wins (7), punch outs (115) and innings pitched (103.1) among qualified players...Additionally, he shared 1st place in GS (21).

CAREER STATS

YEAR	TEAM	W-L	ERA	G	GS	CG	SHO	IP	H	R	ER	HR	HB	BB	SO	WP	GIDP	BAA
2021	Visalia (A-)	0-0	0.00	2	2	0	0	7.0	4	1	0	0	0	2	6	0	0	.167
2022	Visalia (A-)	0-1	4.50	1	0	0	0	4.0	4	3	2	0	0	2	2	0	0	.286
	Hillsboro (A+)	7-7	4.35	21	21	0	0	103.1	82	56	50	9	7	46	115	12	6	.216
	Amarillo (AA)	1-0	6.30	5	4	0	0	20.0	26	14	14	4	1	8	12	2	1	.321
2023	Amarillo (AA)	5-6	5.28	21	20	0	0	93.2	85	58	55	13	9	66	86	7	7	.239
MINOR LEAGUE TOTALS		13-14	4.78	50	47	0	0	228.0	201	132	121	26	17	124	221	21	14	.236

2023 HIGHS

INNINGS: 7.0 IP (2x, Last: 7/21 vs WCH)
HITS: 8 (8/8 @ TUL)
RUNS: 8 (7/1 vs. TUL)
EARNED RUNS: 7 (8/8 @ TUL)
STRIKEOUTS: 7 (4/21 @ NWA)
WALKS: 5 (3x, Last: 8/2 vs. CC)
HOME RUNS: 2 (4x, Last: 8/8 @ TUL)
CONSECUTIVE WINS: 3 (7/8 (1) - 7/21)
CONSECUTIVE LOSSES: 2 (5/9-14 vs MID)
SHORTEST START: 2.0 IP (5/14 vs. MID, G2)
PITCHES THROWN: 103 (8/2 vs. CC)

CAREER HIGHS

INNINGS: 7.0 IP (3x, Last: 7/21/23 vs WCH)
HITS: 8 (2x, Last: 8/8/23 @ TUL)
RUNS: 8 (7/1/23 vs. TUL)
EARNED RUNS: 7 (2x, Last: 8/8/23 @ TUL)
STRIKEOUTS: 13 (7/29/22 @ EUG (HIL))
WALKS: 5 (5x: Last: 8/2/23 vs. CC)
HOME RUNS: 2 (7x, Last: 8/8/23 @ TUL)
CONSECUTIVE WINS: 3 (2x, Last: 7/8 (1) - 7/21/23)
CONSECUTIVE LOSSES: 2 (3x: Last - 5/9-14/23)
SHORTEST START: 1.2 IP (6/23/2022 vs. VAN (HIL))
PITCHES THROWN: 103 (8/2/2023 vs. CC)

2023 SPLITS

VS. RIGHT: .239/.368/.413, 51 H, 14 2B, 3B, 7 HR, 32 RBI, 48 K, 35 BB
VS. LEFT: .239/.374/.408, 34 H, 6 2B, 6 HR, 23 RBI, 38 K, 31 BB
HOME: 11 G, 3-2, 5.08 ERA, 51.1 IP, 41 H, 29 ER, 8 HR, 43 K, 37 BB
ROAD: 10 G, 2-4, 5.53 ERA, 42.1 IP, 44 H, 26 ER, 5 HR, 43 K, 29 BB
W/ RISP: .243/.352/.439, 26 H, 6 2B, 5 HR, 45 RBI, 28 K, 17 BB
DAY: 2 G, 0-2, 9.00 ERA, 6.0 IP, 6 ER, 4 H, 2 HR, 5 K, 9 BB
NIGHT: 19 G, 5-4, 5.03 ERA, 87.2 IP, 81 H, 49 ER, 11 HR, 81 K, 57 BB
TEAM W/L IN STARTS: 11-9

OPPOSING STARTER - RHP ORLANDO ORTIZ-MAYR (1-3, 4.01 ERA)

CAREER VS. AMA: 1 G, 0-0, 9.00 ERA, 4.0 IP, 6 H, 4 R, 4 ER, HR, 3 K, 2 BB

BATTER-PITCHER MATCH-UPS (ACTIVE ROSTER, 2023)

SOD POODLES VS. ORLANDO ORTIZ-MAYR:									DRILLERS VS. JAMISON HILL:								
PLAYER	H	AB	AVG	XBH	HR	RBI	BB	SO	PLAYER	H	AB	AVG	XBH	HR	RBI	BB	SO
Melendez, I	2	2	1.000	1	1	2	0	0	Cartaya, D	2	3	.667	1	1	2	0	0
De Los Santos, D	1	2	.500	0	0	0	0	0	Gauthier, A	3	5	.600	1	1	3	1	0
Lawlar, J	1	2	.500	1	0	1	0	0	Diaz, Y	2	4	.500	1	0	2	1	1
Roberts, C	1	2	.500	0	0	1	1	0	Alcantara, I	2	4	.500	1	0	2	2	0
Vukovich, A	1	2	.500	0	0	0	0	0	Stowers, J	1	3	.333	1	0	0	0	2
Beer, S	0	1	.000	0	0	0	1	1	Vargas, I	1	3	.333	1	1	3	0	0
Castillo, N	0	2	.000	0	0	0	0	1	Vivas, J	1	4	.250	0	0	1	2	0
D'Orazio, J	0	2	.000	0	0	0	0	1	Hoese, K	1	6	.167	0	0	0	0	1
Tawa, T	0	2	.000	0	0	0	0	0	Taylor, C	0	5	.000	0	0	1	1	2
									Ramos, J	0	2	.000	0	0	0	1	0



2023 HIGHS: Hits - 4, Runs - 3, RBI - 3, HR - 1, 2B - 2, 3B - 0, BB - 2, K - 3, SB - 0

2023 SPLITS:

CURRENT HITTING: 0

CURRENT HITTING: 0

SEASON LONG HITTING: 6
CURRENT ON BASE: 0

SEASON-LONG ON-BASE: 14

👑 Hit the seventh walk-off home run in team history on Aug. 5 against Corpus Christi...Completed a five-run comeback.

2023 HIGHS: Hits - 3, Runs - 2, RBI - 4, HR - 1, 2B - 2, 3B - 1, BB - 2, K - 4, SB - 1

2023 SPLITS:

CURRENT HITTING: 0

CURRENT HITTING: 0

SEASON LONG HITTING: 14
CURRENT ON-BASE: 0

SEASON-LONG ON-BASE: 15

 Hit .317 (20-for-63) with five home runs, three doubles, 15 RBI, and 12 runs scored in 17 games during the month of July.

2023 HIGHS: Hits - 3, Runs - 2, RBI - 2, HR - 1, 2B - 1, 3B - 0, BB - 2, K - 3, SB - 1

2023 SPLITS:

CURRENT HITTING: 2

CURRENT HITTING: 2

SEASON LONG HITTING: 7
CURRENT ON BASE: 8

CURRENT ON-BASE: 8
SEASON-LONG ON-BASE: 8

🏆 In the month of April this season, he slashed .277/.340/.340 with a homer and six RBI in 13 games...Among teammates with at least 10 games played in the month, his average was good for third with his hits (13) tying sixth and his six multi-hit performances ranking second.

2023 HIGHS: Hits - 1, Runs - 1, RBI - 2, HR - 1, 2B --, 3B --, BB - 2, K - 3, SB --

2023 SPLITS:

CURRENT HITTING: 3

CURRENT HITTING: 3

SEASON LONG HITTING: 3
CURRENT ON-BASE: 3

SEASON-LONG ON-BASE: 3

 Hit a home run in his Double-A debut for his first hit with Amarillo, going 1-for-2 with two walks on Aug. 3 vs Corpus Christi

2023 HIGHS: Hits - 3, Runs - 1, RBI - 1, HR --, 2B - 1, 3B - 1, BB - 1, K - 2, SB --

2023 SPLITS:

CURRENT HITTING: 0

CURRENT HITTING: 0

SEASON LONG HITTING: 8
CURRENT ON-BASE: 0

SEASON-LONG ON-BASE: 8

 Ranks in the top 10 in the D-backs farm system this year in: 2B (21, 5th), hits (97, 5th), AVG (.301, 6th), SLG (.466, 10th), XBH (33, T-10th), and total bases (150, T-10th).

#5 NICK DALESANDRO - OF					2023 HIGHS: Hits - 3, Runs - 2, RBI - 3, HR - 1, 2B - 1, 3B - 1, BB - 2, K - 3, SB - 2														
HEIGHT: 5'11"					WEIGHT: 175		B/T: R/R		AGE: 26 (10/3/1996 in Joliet, IL)					2023 SPLITS:					
G	AVG	OBP	SLG	AB	R	H	2B	3B	HR	RBI	BB	SB/ATT	SO	V.RHP	V.LHP	HOME	AWAY	RISP	
51	.229	.306	.301	153	23	35	4	2	1	12	17	14/17	40	.226	.241	.274	.188	.237	
LAST GAME: 1-for-4, K					LAST HOME RUN: 7/4 @ SPR off Hence (Solo)										CURRENT HITTING: 1				
TUL SERIES:					LAST MULTI-HIT GAME: 7/8 (2) @ SPR (2-for-4)										SEASON LONG HITTING: 13				
CC SERIES: 1-for-8, 4 K															CURRENT ON-BASE: 1				
															SEASON-LONG ON-BASE: 13				

- 🐾 Logged 42 combined games across three levels in 2019, hitting .256 (34-for-133), ending the year with a hit in 15 of his final 19 games played.
- 🐾 Played the entire 2021 season with High-A Hillsboro with 57 games behind the plate (53 GS), 15 games in RF (14 GS), and three games in LF (2 GS), hitting his first career HR on 6/9 vs TRI, an inside-the-park HR.
- 🐾 Posted his first 3-hit game in 2023 on June 15 vs SA....First 3-hit game since June 4, 2022 vs MID.
- 🐾 Hit his first home run of the 2023 season on July 4 @ SPR...Was just his fourth professional home run and third out of the park home run.
- 🐾 Logged the longest hit streak of his professional career with his 13-game stretch from May 28 - July 4....Previous career-long was nine games.

#13 DEYVISON DE LOS SANTOS - INF													2023 HIGHS: Hits - 3, Runs - 2, RBI - 3, HR - 1, 2B - 2, 3B - 1, BB - 2, K - 3, SB - 1									
HEIGHT: 6'1"					WEIGHT: 185			B/T: R/R		AGE: 20 (6/21/1993 in Santo Domingo, Dominican Republic)						2023 SPLITS:						
G	AVG	OBP	SLG	AB	R	H	2B	3B	HR	RBI	BB	SB/ATT	SO	V.RHP	V.LHP	HOME	AWAY	RISP				
86	.232	.284	.356	340	47	79	10	1	10	40	23	3/3	93	.233	.230	.283	.180	.263				
LAST GAME: 1-for-5, R, 3 K						LAST HOME RUN: 8/2 vs CC off Gaither (2-Run)							CURRENT HITTING: 1									
TUL SERIES: 4-for-18, 2B, RBI, 4 R, 4 K						LAST MULTI-HIT GAME: 8/8 @ TUL (2-for-4)							SEASON LONG HITTING: 12									
CC SERIES: 4-for-20, HR, 2B, 2 RBI, BB, 2 R, 7 K													CURRENT ON-BASE: 1									
													SEASON-LONG ON-BASE: 16									

- 🐾 Is currently ranked as the D-backs' no.6-rated prospect
- 🐾 Named the NWL Player of the Week (7/31/22), MiLB.com Organization All-Star (2022) and Single-A Postseason All-Star (Baseball America).
- 🐾 Won the batting title in the California League in 2022, hitting .329 in 78 games played for Visalia despite a promotion to Hillsboro on July 22, 2022.
- 🐾 Had a season-high 12-game hit streak (6/29 - 7/25) that included seven multi-hit games during the streak...Had a 14-game streak from 7/8-28/22
- 🐾 Since returning to the active roster on July 14th, he is hitting .301 (28-for-93) with six doubles, three home runs, a triple, and 13 RBI.
- 🐾 Has been named D-backs' MiLB Player of the Month three times: June (2022), July (2022), July (2023).

#11 JORDAN LAWLAR - INF										2023 HIGHS: Hits - 3, Runs - 4, RBI - 4, HR - 1, 2B - 2, 3B - 1, BB - 2, K - 4, SB - 3														
HEIGHT: 6'2"					WEIGHT: 190					B/T: R/R					AGE: 21 (7/17/2002 in Carrollton, TX)					2023 SPLITS:				
G	AVG	OBP	SLG	AB	R	H	2B	3B	HR	RBI	BB	SB/ATT	SO	V. RHP	V. LHP	HOME	AWAY	RISP						
89	.263	.366	.474	350	77	92	23	3	15	48	47	33/37	89	.244	.373	.287	.240	.223						
LAST GAME: 2-for-5, 2B						LAST HOME RUN: 8/4 vs CC off Gusto (Solo)						CURRENT HITTING: 1												
TUL SERIES: 7-for-20, 3 2B, 3 RBI, 4 R, 4 SB, 2 K						LAST MULTI-HIT GAME: 8/12 @ TUL (2-for-5)						SEASON LONG HITTING: 9												
CC SERIES: 8-for-23, 2 HR, 2B, 5 RBI, 9 R, BB, 5 K												CURRENT ON-BASE: 1												
												SEASON-LONG ON-BASE: 28												

- 🐾 Made his professional debut on 8/21/21 after being selected 6th overall in the 2021 MLB Draft out of Jesuit High School (Dallas).
- 🐾 Currently ranked as the D-backs' no. 1-rated prospect and the no. 10 overall prospect by MLB Pipeline.
- 🐾 Appeared in 100 games across four levels in 2022, hitting .303 (18 2B, 7 3B, 16 HR) with 62 RBI and 57 walks.
- 🐾 Hit .278 (10-for-36) with a double, triple, two home runs, and seven RBI in 11 games in the Arizona Fall League in 2022... Broken Scapula ended his AFL.
- 🐾 Was hitting .162 through his first 32 games in 2023...In 57 games since May 23, he is hitting .313 (19 2B, 2 3B, 10 HR) with 60 runs scored and 32 RBI.
- 🐾 Was named to the 2023 SiriusXM MLB All-Star Futures Game
- 🐾 Hit Amarillo's fifth ever inside the park home run, doing so in game one of the DH on July 3 vs TUL...First ITP HR since Luis Basabe (6/19/21 vs WCH)

#43 IVAN MELENDEZ - INF					2023 HIGHS: Hits - 3, Runs - 3, RBI - 4, HR - 2, 2B - 1, 3B - 1, BB - 1, K - 4, SB --															
HEIGHT: 6'3"					WEIGHT: 225			B/T: R/R			AGE: 23 (1/24/2000 in El Paso, TX)					2023 SPLITS:				
G	AVG	OBP	SLG	AB	R	H	2B	3B	HR	RBI	BB	SB/ATT	SO	V.RHP	V.LHP	HOME	AWAY	RISP		
23	.280	.330	.656	93	18	26	3	1	10	28	4	0/1	36	.241	.600	.294	.262	.258		
LAST GAME: 1-for-4, HR, 4 RBI, R, 2 K										LAST HOME RUN: 8/12 @ TUL off Knowles (3-Run)					CURRENT HITTING: 1					
TUL SERIES: 4-for-20, 2 HR, 6 RBI, 2 R, 2 BB, 7 K										LAST MULTI-HIT GAME: 8/8 @ TUL (3-for-4)					SEASON LONG HITTING: 7					
CC SERIES: 7-for-25, 2 HR, 7 RBI, 4 R, BB, 9 K															CURRENT ON-BASE: 1					
															SEASON-LONG ON-BASE: 7					

- 🐾 Selected by the Arizona Diamondbacks in the 2nd round (#43 overall) of the 2022 MLB Draft out of the University of Texas.
- 🐾 Currently ranked as the D-backs' no. 9-rated prospect
- 🐾 Began 2023 with High-A Hillsboro where he hit .270 in 58 games while setting the Hops single-season franchise-record with 18 HR...Was named NWL Player of the Week on June 25 after becoming the first Hops player to hit for the Cycle at Ron Tonkin Field on June 23 vs Everett.
- 🐾 Currently leads the D-backs' system with 28 HR and is T-2nd in all MiLB... hit a HR in each of his first three games (4 total) in Double-A.
- 🐾 Since arriving in Amarillo on July 14th, is 1st for the most HR (10) and RBI (28), T-3rd in TB (61), T-6th in XBH (14), and 8th in SLG (.656) in Double-A.
- 🐾 Became just the second Amarillo player with more than one multi-HR game this season (A.J. Vukovich) doing so in his first seven games with Amarillo.

#7 CALEB ROBERTS - OF										2023 HIGHS: Hits - 4, Runs - 3, RBI - 4, HR - 2, 2B - 2, 3B - 1, BB - 4, K - 4, SB - 1												
HEIGHT: 6'1"					WEIGHT: 195		B/T: L/R		AGE: 23 (2/9/2000 in West Palm Beach, FL)					2023 SPLITS:								
G	AVG	OBP	SLG	AB	R	H	2B	3B	HR	RBI	BB	SB/ATT	SO	V. RHP	V. LHP	HOME	AWAY	RISP				
74	.272	.382	.536	276	61	75	17	7	14	51	47	11/13	91	.280	.216	.336	.214	.296				
LAST GAME: 0-for-1, 2 R, 4 BB, K						LAST HOME RUN: 8/6 vs CC, off Macuare (Solo)							CURRENT HITTING: 0									
TUL SERIES: 5-for-16, 2 2B, 3 RBI, 5 R, 7 BB, 4 K						LAST MULTI-HIT GAME: 8/11 @ TUL (2-for-3)							SEASON LONG HITTING: 9									
CC SERIES: 11-for-24, 2 HR, 2 2B, 3B, 4 RBI, 5 R, BB, 8 K													CURRENT ON-BASE: 12									
													SEASON-LONG ON-BASE: 19									

- 🐾 Had a season-high nine game hit streak, where he is hit .400 (16-for-40, 2 HR, 3 2B, 3B, 7 RBI, 3 BB, 8 R) from June 28-August 9
- 🐾 Became the first Sod Poodle to ever homer in four straight games, doing so from June 30 - July 3...Has hit 11 home runs since June 25 (35 G) including his first career grand slam on July 3...It was Amarillo's second in 2023, and the 13th overall in franchise-history.
- 🐾 Logged the second multi-HR game of his professional career on July 15 vs Frisco...Set his single-season career-high for HR during the performance.
- 🐾 Was named Texas League Player of the Week for June 26 - July 2 after hitting .438 (7-for-16) with 3 HR, 2 2B, 4 RBI, 3 BB, .550 OBP, 1.125 SLG vs Tulsa.
- 🐾 Set a career-high with a four-hit game on August 1 vs. CC where he fell a home run shy of the cycle...His seven triples currently leads the league.

TEAM BATTING

OVERALL

AVG	G	AB	R	H	TB	2B	3B	HR	RBI	BB	SO	SB	CS	OBP	SLG	OPS
.269	107	3623	649	974	1675	200	27	149	602	407	1014	143	42	.350	.462	.812

MONTHLY

APRIL	.260	21	718	120	187	307	33	6	25	112	79	214	35	8	.336	.428	.764
MAY	.236	26	845	123	199	319	41	5	23	114	95	231	33	9	.318	.378	.696
JUNE	.296	25	883	170	261	443	52	8	38	158	95	232	32	10	.375	.502	.877
JULY	.283	24	788	166	223	419	53	7	43	152	94	222	31	11	.370	.532	.902
AUGUST	.267	11	389	70	104	187	21	1	20	66	44	115	12	4	.348	.481	.829
SEPTEMBER	-	-	-	-	-	-	-	-	-	-	-	-	-	-	-	-	-

HOME VS. ROAD

HOME	.303	51	1737	361	526	955	105	12	100	343	165	482	73	14	.372	.550	.922
ROAD	.238	56	1886	288	448	720	95	15	49	259	242	532	70	28	.331	.382	.713

SITUATIONAL SPLITS

	AVG	G	AB	H	TB	2B	3B	HR	RBI	BB	SO	OBP	SLG	OPS
VS RIGHT	.270	107	3034	818	1421	174	21	129	516	351	852	.353	.468	.821
VS LEFT	.265	54	589	156	254	26	6	20	86	56	162	.332	.431	.763
W/ RISP	.277	107	1065	295	506	63	11	42	450	155	319	.369	.475	.844
TEAM IS AHEAD	.255	83	1398	357	589	90	11	40	218	165	389	.344	.421	.765
TEAM IS BEHIND	.284	83	1461	415	708	67	8	70	263	169	403	.365	.485	.850

HOME RUNS

MULTI-RBI GAMES

MULTI-HIT GAMES

PLAYER	SOLO	2R	3R	GS	TOTAL	2	3	4	5+	TOTAL	2	3	4	5+	TOTAL
Beer	6	2			8	9	1			10	11	2	2		15
Bliss	8	3	1		12	8	3			11	23	12			35
Carrion						1				1					
Castillo	6	2	3		11	3	3	1		7	9	4			13
Centeno	1				1	3				3	12	2			14
Chen	1	1			2	1				1					
D'Orazio											3	1			4
Dalesandro	1				1		1			1	6	2			8
De Los Santos	3	6	1		10	5	3			8	19	4			23
Del Castillo	6	4	2		12	5	3	2		10	16	1			17
Duzenack	4		1	1	6	7	3	1		11	10	6			16
English	4	1	1		6	3	1	1		5	5				5
Enriquez						3				3	4	1	1		6
Guzman		1			1	1	1			2	1	1			2
Lawlar	6	7	2		15	6	2	1		9	21	4			25
Melendez	5	3	2		10	3	2	3		8	6	2			8
Roberts	8	4	1	1	14	9	3	1		13	19	3	1		23
Tawa	10	5	2	1	18	8	4		2	14	21	4			25
Vicuña	1		2		3		2			2		1	1		2
Vukovich	11	3	3	2	19	5	7	4	2	18	17	7			24
Watkins						1				1					
TOTALS:	81	42	21	5	149	81	39	14	4	138	202	57	5	0	264

HOME RUN VARIANTS

WALK-OFF HR (1): Beer (8/5 vs CC, 9th inning, solo)

BACK-TO-BACK HR (6): English/Vukovich (4/16 vs. CC, 7th inning); Roberts/Vukovich (6/3 (1) vs. SPR, 6th inning); Del Castillo/De Los Santos (6/13 vs SA, 7th inning); Beer/Roberts (7/1 vs TUL, 6th inning); Lawlar/Vukovich (7/3 (1) vs TUL, 1st inning); Roberts/Melendez (7/23 vs WCH, 1st inning);

MUTLI-HR GAMES (6): Melendez (2x, 7/18 vs WCH, 7/23 vs WCH); Tawa (2x, 6/29 vs TUL, 8/12 @ TUL); Vukovich (6/10 @ MID); Roberts (7/15 vs FRI)

THREE-HR GAMES (1): Vukovich (7/3 (1) vs TUL)

EXTRA-INNING HR (0):

GRAND SLAMS (5): Vukovich (2x, 6/4 vs. SPR, 5th inning; 8/2 vs CC, 4th inning); Roberts (7/3 (2) vs TUL, 5th inning); Tawa (7/9 @ SPR, 3rd inning); Duzenack (7/30 @ MID, 7th inning)

INSIDE-THE-PARK HR (1): Lawlar (7/3 (1) vs TUL, 1st inning)

PINCH-HIT HR (0):

HR IN CONSECUTIVE GAMES (18): Vukovich (4x: 5/5-6 @CC; 6/1-6/3 G1 vs SPR; 6/17-18 vs SA; 7/21-22 vs WCH); Del Castillo (3x: 5/30-31 vs. SPR; 6/8-10 @ MID; 7/8 @ SPR); Bliss (2x: 5/5-6 @ CC; 6/10 @MID - 6/13 vs SA); Tawa (2x: 5/28 @ SA - 5/30 vs. SPR; 6/3/4 vs. SPR); Roberts (2x: 6/25 @ CC, 6/28 vs TUL; 6/30-7/1 vs TUL) Lawlar (4/15 vs. CC - 4/18 @ NWA); English (4/23 @ NWA - 4/25 vs. FRI); Melendez (7/14-15 vs FRI); Castillo (7/15-16 vs FRI); De Los Santos (7/18-19 vs WCH)

HR IN THREE CONSECUTIVE GAMES: (2): Melendez (7/14-15 vs FRI, 7/18 vs WCH); Castillo (7/15-16 vs FRI, 7/18 vs WCH)

HR IN FOUR CONSECUTIVE GAMES (1): Roberts (6/30 - 7/3 vs TUL)

LEAD OFF HR (9): Bliss (6x: 4/27 vs. FRI; 5/10 vs. MID; 5/18 @ FRI; 6/10 @ MID; 6/13 vs SA; 6/22 @ CC); Tawa (6/4 vs. SPR); Duzenack (6/11 @ MID); Vicuña (8/5 vs CC)

STARTS BY BATTING ORDER (TEAM RECORD)										STARTS BY POSITION (TEAM RECORD)								
PLAYER	1	2	3	4	5	6	7	8	9	C	1B	2B	3B	SS	LF	CF	RF	DH
Beer			3-1	30-17	2-3						28-19							7-2
Bliss	32-36											26-29		5-5				2-2
Carrion									1-0						1-0			
Castillo						1-1	7-6	16-22	11-6		2-3				4-4	5-7	22-14	2-7
Centeno		1-2	2-1	0-2		5-0	7-4	9-8	4-6	19-12								9-11
Chen									3-0			3-0						
D'Orazio							2-1	3-3	4-4	7-5								2-3
Dalesandro							2-2	5-1	17-19	0-1					4-2	14-17	6-2	
De Los Santos				10-9	12-20	21-8	3-3				11-12		34-25					1-3
Del Castillo		1-0	0-2	4-4	16-8	4-10	6-8			17-24								14-8
Duzenack	12-5	3-1				0-2	2-4	4-4	5-0			6-5	3-6	7-3	6-1	2-1	2-0	
English			7-5	1-0	1-1		1-0	1-1			8-3				1-2			2-2
Enriquez	1-1	0-1	4-8	0-1	1-0	1-0	3-7	7-2	2-6							2-0	15-24	2-2
Guzman							2-3		2-2						3-4		1-1	
Lawlar	5-1	42-41												44-40				2-2
Melendez			1-0	6-6	6-4						5-2		6-8					2-0
Roberts	5-2	8-2	8-14	1-1	2-4	3-5	12-5	0-1		14-8	2-5				14-14		2-4	7-3
Tawa	1-4	2-3		1-1	11-6	14-17	10-7	7-4				20-14	1-4		9-7	10-11	4-3	2-2
Vicuña	1-1							5-4	6-5			2-2	4-1	1-2	2-5		3-0	0-1
Vukovich			32-19	4-9	6-4	8-7					1-6		9-6		12-10	24-14	2-1	2-2
Watkins									2-2						1-1		0-1	1-0

8+ GAME HITTING STREAKS (CURRENT IN BOLD)		
PLAYER	LENGTH / DATES	STREAK STATS
Castillo	14 G, 6/4-28	.352 (19-for-54), 3 HR, 2 2B, 3B, 12 RBI, 12 R, 4 SB
Dalesandro	13 G, 5/28-7/4	.409 AVG (18-for-44), HR, 2 2B, 2 3B, 5 RBI, 4 BB, 6 SB, 10 R
De Los Santos	12 G, 6/29-7/25	.408 (20-for-49), 2 HR, 2 2B, 3B, 11 RBI, 10 R, BB
Duzenack	12 G, 6/15-7/4	.449 AVG (22-for-49) 5 2B, 3 HR, 14 RBI, 13 R, 4 BB
English	12 G, 4/19-5/2	.370 AVG (17-for-46), 6 2B, 4 HR, 16 RBI, 7 BB, 8 R
Vukovich	11 G, 4/29-5/16	.348 AVG (16-for-46), 3 2B, 3 HR, 3B, 9 RBI, BB, 9 R
Bliss	10 G, 4/6-4/19	.438 AVG (21-for-48), 3 2B, 2 3B, HR, 8 RBI, 8 R
Del Castillo	10 G, 5/19-5/31	.406 AVG (13-for-32), 2 2B, 2 HR, 8 RBI, 9 BB, 7 R
Tawa	10 G, 5/28-6/15	.395 AVG (15-for-38), 4 HR, 2 2B, 10 RBI, 3 BB, 6 R
Bliss	9 G, 6/8-18	.395 AVG (17-for-43), 3 HR, 4 2B, 3B, 13 RBI, 10 R
Bliss	9 G, 5/23-6/3	.357 AVG (15-for-42), 2B, 3B, 2 BB, 3 RBI, 6 SB, 8 R
Bliss	9 G, 5/4-5/14	.459 (17-for-37), 4 2B, 4 HR, 8 RBI, 4 BB, 10 R, 3 SB
Lawlar	9 G, 7/30-8/10	.385 AVG (15-for-39), 3 2B, 2 HR, 9 RBI, 13 R, 4 BB
Lawlar	9 G, 6/6-15	.410 AVG (16-for-39), 2 HR, 4 2B, 3B, 4 RBI, 4 BB, 14 R
Lawlar	9 G, 5/23-6/3	.389 AVG (14-for-36), 3 2B, 2 HR, 3 BB, 6 RBI, 3 SB, 6 R
Roberts	9 G, 7/28-8/9	.400 AVG (16-for-40), 2 HR, 3 2B, 3B, 7 RBI, 8 R, 3 BB
Bliss	8 G, 6/28-7/6	.424 AVG (14-for-33), 6 2B, HR, 4 RBI, 7 BB, 9 SB, 11 R

MULTI-RUN INNINGS		
RUNS	NO. OF TIMES	LAST
2	74	8/12 @ TUL, 2nd inning
3	34	8/12 @ TUL, 5th inning
4	25	8/12 @ TUL, 7th inning
5	9	8/1 vs CC, 5th inning
6	8	8/2 vs CC, 4th inning
7	5	6/29 vs TUL, 1st inning
8+	-	

SCORE BY INNING												
	1	2	3	4	5	6	7	8	9	10	11+	TOTAL
OPP	83	67	81	76	90	92	71	44	39	2	3	647
AMA	81	66	75	67	78	65	105	72	35	3	2	649

ERRORS BY POSITION		
POSITION	SOD POODLES	OPPONENT
C	12	9
1B	7	11
2B	14	8
3B	17	13
SS	11	16
LF	2	3
CF	3	3
RF	3	3
P	9	13
TOTAL	78	79

CATCHER'S BOX (W/L BASED ON STARTS)						
PLAYER	CS	SB	ATT	CS %	PB	W-L
Centeno	8	28	36	.222	3	19-12
D'Orazio	6	12	18	.333	1	7-5
Dalesandro	0	4	4	.000	0	0-1
Del Castillo	14	38	52	.269	7	17-24
Roberts	7	28	35	.200	6	14-8
TOTAL	35	110	145	.241	17	57-50

TEAM FIELDING						
%	G	PO	A	E	DP	PB
.979	107	2781	881	78	65	17

NOTABLE GAMES



AMARILLO HAVE 5 OR FEWER HITS		
DATE	HITS	OPPONENT
4/15	4	CC
4/20	4	@NWA
4/22	3	@NWA
4/27	5	FRI
5/2	5	@CC
5/4	2	@CC
5/12	5	MID
5/14 (G2)	4	MID
5/16	2	@FRI
5/18	2	@FRI
5/19	4	@FRI
5/21	4	@FRI
5/26	5	@SA
6/20	4	@CC
7/8 (1)	5	@ SPR
7/20	5	vs WCH
7/21	5	vs WCH
8/10	5	@ TUL
8/11	3	@ TUL
TOTAL: 19 (6 HOME, 13 ROAD)		

OPPONENTS HAVE 5 OR FEWER HITS		
DATE	HITS	OPPONENT
4/7	3	@FRI
4/19	2	@NWA
4/20	4	@NWA
4/27	5	FRI
5/2	3	@CC
5/3	5	@CC
5/4	5	@CC
5/14 (G1)	2	MID
5/21	3	@FRI
5/26	5	@SA
5/27	2	@SA
5/30	3	SPR
6/1	5	SPR
6/3 (G2)	4	SPR
6/7	3	@MID
6/11	3	@ MID
6/24	5	@ CC
6/25	5	@ CC
7/15	5	vs FRI
7/16	3	vs FRI
8/3	5	vs CC
8/9	4	@ TUL
TOTAL: 22 (8 HOME, 14 ROAD)		

AMARILLO HAVE 10 OR MORE RUNS		
DATE	RUNS	OPPONENT
4/12	13	CC
4/14	10	CC
4/26	12	FRI
4/29	11	FRI
5/5	12	@CC
5/14 (G1)	10	MID
6/8	12	@MID
6/10	13	@ MID
6/13	15	vs SA
6/29	12	vs TUL
7/1	12	vs TUL
7/3 (1)	15	vs TUL
7/3 (2)	10	vs TUL
7/15	11	vs FRI
7/18	10	vs WCH
8/2	11	vs CC
8/12	10	@ TUL
TOTAL: 17 (13 HOME, 4 ROAD)		

OPPONENTS HAVE 10 OR MORE RUNS		
DATE	RUNS	OPPONENT
4/6	12	@FRI
4/12	10	CC
4/14	13	CC
4/16	11	CC
4/18	16	@NWA
4/26	11	FRI
4/28	12	FRI
4/30	12	FRI
5/6	12	@CC
5/9	11	MID
5/11	16	MID
5/14 (G2)	13	MID
5/17	10	@FRI
5/23	14	@SA
5/31	13	SPR
6/10	10	@MID
6/15	11	vs SA
6/16	12	vs SA
6/18	11	vs SA
6/20	12	@CC
7/1	10	vs TUL
7/23	12	vs WCH
7/28	10	@ MID
8/2	13	vs CC
8/6	14	vs CC
TOTAL: 25 (17 HOME, 8 ROAD)		

EXTRA INNING GAMES (5) 2-3

DATE	OPP	RESULT	SCORE	W	L	S	TIME
4/20	@NWA	W (10)	3-2	Otanez, M (1-0)	Biasi, D (1-1)	Rice, J (1)	3:08
4/26	FRI	W (10)	12-11	Workman, B (1-0)	Church, M (0-1)	-	3:24
5/20	@FRI	L (10)	8-7	Kelly, A (2-0)	Stumpo (0-1)	-	3:26
6/3 (G1)	SPR	L (8)	5-4	Roycroft, C (1-0)	Backhus, K (0-1)	Granillo, A (2)	2:26
6/30	TUL	L (13)	7-6	Fisher, B (5-1)	Grammes, C (2-2)	-	3:42

PINCH HITTER TOTALS

PLAYER	DATE	SITUATION	RESULT
Watkins	5/9	Bot 8, 2 outs	Triple
Tawa	6/30	Bot 8, 1 out	Sac Fly
Beer	6/30	Bot 11, 0 out	Sac Fly
Vicuña	7/20	Bot 9, 0 out	E 9

DOUBLEHEADERS (4) 6-2
























DATE	OPP	RESULT	SCORE	W	L	S	TIME
5/14 (1)	MID	W	10-1	Albright, L (2-2)	Ginn, J (0-2)	-	1:40
5/14 (2)	MID	L	13-1	Tomioka, S (1-0)	Hill, J (0-3)	-	2:32
6/3 (1)	SPR	L (8)	5-4	Roycroft, C (1-0)	Backhus, K (0-1)	Granillo, A (2)	2:26
6/3 (2)	SPR	W	6-1	Olivero, D (2-4)	Hernandez, K (5-2)	-	1:39
7/3 (1)	TUL	W	15-7	Olivero, D (5-5)	Casparius, B (0-3)	-	1:54
7/3 (2)	TUL	W	10-9	Montes De Oca, C (1-1)	Sublette, R (1-3)	Green, J (4)	2:26
7/8 (1)	@ SPR	W	4-3	Hill, J (3-4)	Pereira, W (5-5)	Pope, A (1)	2:07
7/8 (2)	@ SPR	W	7-6	Backhus, K (4-3)	Pope, B (1-2)	Green, J (5)	2:16

SHUTOUTS (7) 5-2

DATE	OPP	RESULT	SCORE	W	L	S	TIME
4/19	@NWA	W	5-0	Jarvis, B (2-1)	Veneziano, A (1-1)	-	2:29
4/21	@NWA	L	5-0	Hoffmann, A (2-1)	Hill, J (0-1)	-	2:26
4/22	@NWA	L	5-0	Marsh, A (1-0)	Patrick, C (0-3)	-	2:14
5/3	@CC	W	3-0	Pope, A (1-0)	Kouba, R (1-1)	Backhus, K (4)	2:15
5/27	@SA	W	1-0	Patrick, C (2-5)	Snider, D (0-3)	-	2:30
6/7	@MID	W	4-0	Green, J (1-0)	Cusick, R (3-3)	-	2:35
7/16	vs FRI	W	8-0	Lin, Y (1-0)	Bremer, N (0-1)	-	2:24

WALK-OFF WINS

DATE	SCORE	GAME-WINNING PLAY
4/26	12-11 (10th)	Lawlar RBI-double
6/1	3-2 (7th)	Duzenack two RBI Single
8/3	4-3	Roberts RBI-double
8/5	8-7	Beer solo HR

#41 MICHEL OTANEZ - RHP 2023 HIGHS: IP - 2.0, K - 4, BB - 3, H - 3, R - 5, ER - 5										RECENT APPEARANCES																											
HEIGHT: 6'4"		WEIGHT: 218		B/T: R/R		AGE: 26 (7/3/1997 in Villa La Mata, Dominican Republic)						DATE	DEC	P-S	IP	H	R	ER	HR	BB	SO	IR/S															
20 G		3-2		0/4 sv/svo		38/17 K/BB		5.84 ERA														6/25	ND	16-10	1.0	0	0	0	0	2	0/0						
OVERALL: 20 G, 3 GF, 4 HLD, 24.2 IP, 21 H, 16 ER, 2 HR, 38 K, 17 BB										AUGUST: 4 G, 1-0, 3.00 ERA, HLD, BS, 6.0 IP, 3 H, 2 R, 2 ER, HR, 9 K, 4 BB										6/29	ND	27-14	0.2	0	0	0	0	3	2	0/0							
LAST 10 G: 2-1, 8.31 ERA, 2 GF, 2 HLD, 13.0 IP, 13 H, 12 ER, 16 K, 12 BB										VS. TUL: 3 G, 1-0, 9.82 ERA, GF, BS, 3.2 IP, 3 H, 4 R, 4 ER, 7 K, 6 BB										7/1	ND	22-12	1.0	2	2	2	0	1	1	0/0							
 Entering his 6th professional season, having been in professional ball since his 2016 debut season in the Mets system.																				7/5	HLD (3)	21-11	1.0	0	0	0	0	1	1	0/0							
 During his debut season, he posted a 1-1 record with a 4.64 ERA across five starts in the Dominican Summer League.																				7/14	ND	17-9	1.0	1	2	2	0	2	0	0/0							
 This year marks the first year being apart of the D-backs organization, being signed as a minor league free agent on November 14, 2022.																				7/18	W (2)	34-22	2.0	3	1	1	0	1	2	0/0							
 Through his first five appearances this season, he posted a 3.00 ERA (2 ER, 6.0 IP) with a 5.5 K:BB (11 K, 2 BB).																				7/22	ND	34-25	2.0	2	0	0	0	0	3	0/0							
																				7/25	L (2) BS (3)	22-8	0.0	2	5	5	0	3	0	1/1							
																				8/1	H (4)	20-14	1.0	1	0	0	0	1	1	0/0							
																				8/4	ND	29-20	2.0	1	0	0	0	0	1	0/0							
																				8/6	ND	23-13	1.0	0	0	0	0	1	3	0/0							
																				8/10	W (3) BS (4)	42-27	2.0	1	2	2	0	2	4	0/0							
																				LAST WIN: 8/10/23 @ TUL																	
																				LAST LOSS: 7/25/23 @ MID																	
																				LAST SAVE: 8/23/22 vs. WOR (AAA)																	
#31 JAKE RICE - LHP 2023 HIGHS: IP - 2.0, K - 5, BB - 3, H - 3, R - 5, ER - 5										RECENT APPEARANCES																											
HEIGHT: 6'1"		WEIGHT: 220		B/T: L/L		AGE: 26 (7/19/1997 in Birmingham, AL)						DATE	DEC	P-S	IP	H	R	ER	HR	BB	SO	IR/S															
30 G		4-0		2/2 sv/svo		41/28 K/BB		8.49 ERA														6/15	ND	21-13	1.0	1	0	0	0	1	2	0/0					
OVERALL: 30 G, HLD, 8 GF, 29.2 IP, 22 H, 28 ER, 3 HR, 41 K, 28 BB, 7 HB										AUGUST: 4 G, 2-0, 1.29 ERA, GF, 7.0 IP, 5 H, HR, ER, 13 K, 2 BB										6/18	ND	21-14	0.2	2	1	1	0	1	1	2/2							
LAST 10 G: 2-0, 4.38 ERA, GF, 12.1 IP, 8 H, 6 ER, HR, HB, 19 K, 13 BB										VS. TUL: 2 G, 1-0, 0.00 ERA, 4.0 IP, 2 H, 7 K, BB										6/20	ND	29-13	1.0	0	1	1	0	3	1	0/0							
 Made his professional and Low-A debut on 8/18/2021 and tossed 3.2 innings of relief, allowing just one (1) hit and punching out six (6).																				6/23	ND	30-12	1.0	1	2	2	0	3	1	0/0							
 During his time in Hillsboro in 2022 (4/9-5/22), tied 1st in wins (3) and 2nd in game appearances (11) among qualified club mates.																				7/16	ND	6-3	0.1	0	0	0	0	0	0	0/0							
 From 8/12-9/16/2022 (AMA), he held his opponent scoreless in eight (8) out of 10 straight relief appearances (9.2 IP), allowing just four (4) earned runs and punching out 10 in the process (3.91 ERA).																				7/20	ND	19-9	1.0	1	0	0	0	2	0	0/0							
 Set a season-high with 2.0 IP and five strikeouts of the Corpus Christi Hooks on August 5.																				7/23	ND	23-9	1.0	0	0	0	0	2	1	1/1							
																				7/29	ND	29-18	1.0	1	2	2	0	1	3	0/0							
																				8/3	W (3)	10-8	1.0	1	0	0	0	1	1	0/0							
																				8/5	ND	25-23	2.0	2	1	1	1	0	5	0/0							
																				8/8	ND	37-26	2.0	1	0	0	0	0	3	0/0							
																				8/12	W (4)	31-20	2.0	1	0	0	0	1	4	0/0							
																				LAST WIN: 8/12/23 @ TUL																	
																				LAST LOSS: 8/24/21 vs. RC (A-)																	
																				LAST SAVE: 5/19/23 @ FRI																	
#25 MITCHELL STUMPO - RHP 2023 HIGHS: IP - 2.1, K - 4, BB - 4, H - 4, R - 3, ER - 3										RECENT APPEARANCES																											
HEIGHT: 6'2"		WEIGHT: 205		B/T: R/R		AGE: 26 (6/17/1996 in Raleigh, NC)						DATE	DEC	P-S	IP	H	R	ER	HR	BB	SO	IR/S															
26 G		1-2		-/- sv/svo		48/29 K/BB		6.98 ERA														7/1	ND	26-12	1.1	0	0	0	0	2	3	1/0					
OVERALL: 26 G, 3 HLD, 7 GF, 29.2 IP, 30 H, 26 R, 23 ER, 5 HR, 48 K, 29 BB										AUGUST: 4 G, 0-0, 6.00 ERA, HLD, 6.0 IP, 7 H, 4 R, 4 ER, 2 HR, 9 K, 2 BB										7/4	ND	28-21	1.1	1	1	1	0	0	3	0/0							
LAST 10 G: 0-0, 6.97 ERA, GF, HLD, 10.1 IP, 10 H, 8 R, 8 ER, 2 HR, 18 K, 10 BB										VS. TUL: 4 G, 0-0, 4.76 ERA, HLD, 5.2 IP, 3 H, 3 R, 3 ER, 2 HR, 9 K, 5 BB										7/8 (2)	ND	10-8	1.0	0	0	0	0	0	1	0/0							
 Signed by the Arizona Diamondbacks as a minor league free agent on 7/2/2019 out of Guilford College (Guilford, NC).																				7/14	ND	14-7	0.2	1	0	0	0	1	1	2/1							
 In his debut season from 8/8-8/30, appeared in seven straight games (9.0 IP) without allowing a run, conceding just two hits, a plunk and three walks while fanning 12 for a 12.0 K/9 and a 4.0 strikeout to walk ratio.																				7/19	ND	30-14	0.1	0	3	3	0	4	1	0/0							
 Last season with Triple-A Reno, he finished the season with a 1.34 WHIP and a 10.6 K/9 (51 K, 43.1 IP)																				7/23	ND	23-12	1.0	1	0	0	0	1	2	0/0							
																				7/25	ND	25-13	1.0	1	1	1	0	2	3	3/3							
																				7/30	ND	4-3	0.1	0	0	0	0	0	1	1/0							
																				8/3	ND	31-19	1.2	2	1	1	0	1	1	1/0							
																				8/5	ND	43-26	1.2	3	2	2	1	1	4	2/0							
																				8/9	H (3)	14-11	1.0	0	0	0	0	0	3	0/0							
																				8/12	ND	25-18	1.2	2	1	1	1	0	1	1/1							
																				LAST WIN: 5/31/23 vs. SPR																	
																				LAST LOSS: 6/23/23 @ CC																	
																				LAST SAVE: 4/12/23 vs. SAC (AAA)																	
#29 RAFFI VIZCAINO - RHP 2023 HIGHS: IP - 2.0, K - 6, BB - 3, H - 2, R - 3, ER - 3										RECENT APPEARANCES																											
HEIGHT: 6'0"		WEIGHT: 237		B/T: R/R		AGE: 27 (12/2/1995 in Sabana Grande, Dominican Republic)						DATE	DEC	P-S	IP	H	R	ER	HR	BB	SO	IR/S															
17 G		0-1		2/3 sv/svo		28/13 K/BB		4.95 ERA														7/3 (2)	ND	12-4	0.1	1	3	3	0	2	0	0/0					
OVERALL: 17 G, 3 GF, 2 HLD, 20.0 IP, 18 H, 13 R, 11 ER, 5 HR, 28 K, 13 BB										AUGUST: 4 G, 0-0, 1.59 ERA, GF, HLD, 5.2 IP, 5 H, R, ER, HR, 6 K, 2 BB										7/5	L (1) BS (1)	8-5	0.0	2	2	2	1	0	0	0	0/0						
LAST 10 G: 0-1, 1.98 ERA, 4 GF, 2 HLD, SV, 13.2 IP, 9 H, 3 R, 3 ER, 3 HR, 14 K, 6 BB										VS. TUL: 3 G, 0-0, 18.00 ERA, 2.0 IP, 5 H, 6 R, 4 ER, 2 K, 3 BB										7/9	S (2)	19-11	1.0	0	0	0	0	1	0	0	0/0						
 Entering his ninth professional season after taking a one year hiatus for the 2022 campaign, professionally debuting back in 2013.																				7/15	ND	17-14	1.0	0	0	0	0	0	1	0/0							
 During his debut 2013 season, he posted a 3.80 ERA across 11 game starts (47.1 IP) while punching out 41 batters.																				7/20	ND	29-20	2.0	2	1	1	1	1	2	0/0							
 This season will be his first in the yellow city and the third season that he spends time at the Double-A level.																				7/23	ND	9-6	1.0	2	1	1	1	0	1	0/0							
 In his most recent season (2021), he logged a 5.40 ERA (24 ER, 40.0 IP) in 32 relief appearances (2 GS).																				7/27	ND	22-12	1.0	0	0	0	0	2	1	0/0							
																				7/29	H (1)	24-14	2.0	0	0	0	0	0	3	0/0							
																				8/1	H (2)	32-23	2.0	0	0	0	0	1	2	0/0							
																				8/4	ND	32-22	2.0	2	0	0	0	1	4	0/0							
																				8/6	ND	9-6	0.2	1	0	0	0	0	0	3/2							
																				8/9	ND	20-12	1.0	2	1	1	1	0	0	0/0							
																				LAST WIN: 4/28/23 vs. SUG (AAA)																	
																				LAST LOSS: 7/5/23 @ SPR																	
																				LAST SAVE: 7/9 @ SPR																	
#41 MICHEL OTANEZ - RHP 2023 HIGHS: IP - 2.0, K - 4, BB - 3, H - 3, R - 5, ER - 5										RECENT APPEARANCES																											
HEIGHT: 6'4"		WEIGHT: 218		B/T: R/R		AGE: 26 (7/3/1997 in Villa La Mata, Dominican Republic)						DATE	DEC	P-S	IP	H	R	ER	HR	BB	SO	IR/S															
20 G		3-2		0/4 sv/svo		38/17 K/BB		5.84 ERA														6/25	ND	16-10	1.0	0	0	0	0	2	0/0						
OVERALL: 20 G, 3 GF, 4 HLD, 24.2 IP, 21 H, 16 ER, 2 HR, 38 K, 17 BB										AUGUST: 4 G, 1-0, 3.00 ERA, HLD, BS, 6.0 IP, 3 H, 2 R, 2 ER, HR, 9 K, 4 BB										6/29	ND	27-14	0.2	0	0	0	0	3	2	0/0							
LAST 10 G: 2-1, 8.31 ERA, 2 GF, 2 HLD, 13.0 IP, 13 H, 12 ER, 16 K, 12 BB										VS. TUL: 3 G, 1-0, 9.82 ERA, GF, BS, 3.2 IP, 3 H, 4 R, 4 ER, 7 K, 6 BB										7/1	ND	22-12	1.0	2	2	2	0	1	1	0/0							
 Entering his 6th professional season, having been in professional ball since his 2016 debut season in the Mets system.																				7/5	HLD (3)	21-11	1.0	0	0	0	0	1	1	0/0							
 During his debut season, he posted a 1-1 record with a 4.64 ERA across five starts in the Dominican Summer League.																				7/14	ND	17-9	1.0	1	2	2	0	2	0	0/0							
 This year marks the first year being apart of the D-backs organization, being signed as a minor league free agent on November 14, 2022.																				7/18	W (2)	34-22	2.0	3	1	1	0	1	2	0/0							
 Through his first five appearances this season, he posted a 3.00 ERA (2 ER, 6.0 IP) with a 5.5 K:BB (11 K, 2 BB).																				7/22	ND	34-25	2.0	2	0	0	0	0	3	0/0							
																				7/25	L (2) BS (3)	22-8	0.0	2	5	5	0	3	0	1/1							
																				8/1	H (4)	20-14	1.0	1	0	0	0	1	1	0/0							
																				8/4	ND	29-20	2.0	1	0	0	0	0	1	0/0							
																				8/6	ND	23-13	1.0	0	0	0	0	1	3	0/0							
																				8/10	W (3) BS (4)	42-27	2.0	1	2	2	0	2	4	0/0							
																				LAST WIN: 8/10/23 @ TUL																	
																				LAST LOSS: 7/25/23 @ MID																	
																				LAST SAVE: 8/23/22 vs. WOR (AAA)																	
#31 JAKE RICE - LHP 2023 HIGHS: IP - 2.0, K - 5, BB - 3, H - 3, R - 5, ER - 5										RECENT APPEARANCES																											
HEIGHT: 6'1"		WEIGHT: 220		B/T: L/L		AGE: 26 (7/19/1997 in Birmingham, AL)						DATE	DEC	P-S	IP	H	R	ER	HR	BB	SO	IR/S															
30 G		4-0		2/2 sv/svo		41/28 K/BB		8.49 ERA														6/15	ND	21-13	1.0	1	0	0	0	1	2	0/0					
OVERALL: 30 G, HLD, 8 GF, 29.2 IP, 22 H, 28 ER, 3 HR, 41 K, 28 BB, 7 HB										AUGUST: 4 G, 2-0, 1.29 ERA, GF, 7.0 IP, 5 H, HR, ER, 13 K, 2 BB										6/18	ND	21-14	0.2	2	1	1	0	1	1	2/2							
LAST 10 G: 2-0, 4.38 ERA, GF, 12.1 IP, 8 H, 6 ER, HR, HB, 19 K, 13 BB										VS. TUL: 2 G, 1-0, 0.00 ERA, 4.0 IP, 2 H, 7 K, BB										6/20	ND	29-13	1.0	0	1	1	0	3	1	0/0							
 Made his professional and Low-A debut on 8/18/2021 and tossed 3.2 innings of relief, allowing just one (1) hit and punching out six (6).																				6/23	ND	30-12	1.0	1	2	2	0	3	1	0/0							
 During his time in Hillsboro in 2022 (4/9-5/22), tied 1st in wins (3) and 2nd in game appearances (11) among qualified club mates.																				7/16	ND	6-3	0.1	0	0	0	0	0	0	0/0							
 From 8/12-9/16/2022 (AMA), he held his opponent scoreless in eight (8) out of 10 straight relief appearances (9.2 IP), allowing just four (4) earned runs and punching out 10 in the process (3.91 ERA).																				7/20	ND	19-9	1.0	1	0	0	0	2	0	0/0							
 Set a season-high with 2.0 IP and five strikeouts of the Corpus Christi Hooks on August 5.																				7/23	ND	23-9	1.0	0	0	0	0	2	1	1/1							
																				7/29	ND	29-18	1.0	1	2	2	0	1	3	0/0							
																				8/3	W (3)	10-8	1.0	1	0	0	0	1	1	0/0							
																				8/5	ND	25-23	2.0	2	1	1	1	0	5	0/0							
																				8/8	ND	37-26	2.0	1	0	0	0	0	3	0/0							
																				8/12	W (4)	31-20	2.0	1	0	0	0	1	4	0/0							
																				LAST WIN: 8/12/23 @ TUL																	
																				LAST LOSS: 8/24/21 vs. RC (A-)																	
																				LAST SAVE: 5/19/23 @ FRI																	

PITCHER STARTS: Albright (22), Hill (20), Patrick (19), Olivero (17), Bain (7), Lin (5), Grammes (4), Solomon (4), Tineo (4), Jarvis (3), Davies (1), Mabrey (1)

QUALITY CONTROL

[illegible]

TEAM PITCHING

OVERALL

	W	L	ERA	G	CG	SHO	SV	SVO	IP	H	R	ER	HR	HB	BB	IBB	SO	WHIP	AVG
	57	50	5.66	107	0	5	26	46	927.0	932	647	583	134	62	533	4	998	1.58	.261

MONTHLY

[illegible]

HOME VS. ROAD TEAM PITCHING

	W	L	ERA	G	CG	SHO	SV	SVO	IP	H	R	ER	HB	BB	SO	WHIP	AVG
HOME	28	23	6.37	51	0	1	10	17	451.0	482	352	319	29	280	486	1.69	.272
ROAD	29	27	4.99	56	0	4	16	29	476.0	450	295	264	33	253	512	1.48	.250

PITCHING STREAKS (NO EARNED RUNS)

CONSECUTIVE SCORELESS INNINGS

PLAYER	LENGTH(IP)-DATES	STREAK STATS
Patrick	16.2 - 7/19-30	3 GS, 14 K, 10 H, 2 BB
Green	15.1 - 6/3-7/8	12 G, 8 H, 13 K, 4 BB
Hill	14.1 - 7/15-27	3 GS, 6 H, 13 K, 4 BB
Saalfank	12.1 - 5/4-5/30	9 G, 3 H, 18 K, 5 BB, HB
Patrick	11.1 - 5/21-6/3	3 GS, 3 H, 12 K, 4 BB
Backhus	10.2 - 5/18-6/11	9 G, 10 H, 14 K, 4 BB, HB
Pope	10.1 - 5/26-6/20	7 G, 4 H, 13 K, 2 BB, HB
Backhus	9.1 - 4/12-5/6	8 G, 4 H, 12 K, 2 BB
Grammes	9.1 - 7/15-8/3	6 G (3 GS), 11 H, 15 K, 2 BB, HBP
Backhus	7.2 - 7/8-8/2	7 G, 8 H, 7 K, 5 BB
Lin	7.2 - 7/22-28	2 GS, 4 H, 9 K, BB, HBP
Vizcaino	7.2 - 7/23-8/6	5 G, 3 H, 10 K, 4 BB
Hill	7.1 - 4/8-4/15	2 GS, 6 H, 9 K, 4 BB, HBP
Lin	6.2 - 7/16-22	2 GS, 2 H, 8 K, 2 BB

CONSECUTIVE SCORELESS APPEARANCES

PLAYER	LENGTH - DATES	STREAK STATS
Green	12 G, 6/3-7/8	8 H, 13 K, 4 BB, 58 BF
Backhus	9 G - 5/18-6/11	10 H, 14 K, 4 BB, HB
Saalfrank	8 G - 5/7-5/30	3 H, 17 K, 5 BB, HB
Backhus	6 G, 7/8-30	7 H, 7 K, 5 BB
Pope	6 G - 5/26 - 6/16	4 H, 11 K, 35 BF
Backhus	6 G - 4/15-5/3	2 H, 2 BB, 9 K
Grammes	5 G, 7/15-29	10 H, 14 K, 2 BB, HBP
Vizcaino	5 G, 7/27-8/6	3 H, 10 K, 4 BB
Rice	4 G, 6/3-15	H, 3 K, 2 BB, HB
Montes De Oca	3 G, 8/5-12	H, 6 K, 2 SV
Grammes	3 G, 6/28-7/5	2 H, 4 K, 3 BB
Larsen	3 G, 4/26-8/3	H, 4 K, 6 BB
Montes De Oca	3 G, 7/9-20	3 H, 3 K, BB
Montes De Oca	3 G, 6/8-30	2 K, 2 BB

EJECTIONS

PLAYER/COACH	DATE/LOCATION	UMPIRE	REASON
Shawn Roof	4/30, HODGETOWN vs. FRI	HP Jarrod Moehlmann	Arguing call
Shawn Roof	5/20, Riders Field @ FRI	3B Steven Rios Jr.	Arguing call
Shawn Roof	6/9, Momentum Bank Ballpark @ MID	3B Sean Sparling	Checked swing
Jamison Hill	6/18, HODGETOWN vs SA	1B Steven Rios Jr.	Words
Shawn Roof	6/18, HODGETOWN, vs SA	HP Malcom Smith	Arguing call
Juan Centeno	6/30, HODGETOWN, vs TUL	HP Jarrod Moehlmann	Arguing call
Tom Gorzelanny	7/28, Momentum Bank Ballpark @ MID	HP Chris Murphy	Balls/Strikes
Shawn Roof	8/4, HODGETOWN, vs CC	HP Ty Krauss	Arguing Balk

AWARDS

PLAYER/COACH	AWARD	DATES	STATS
Bryce Jarvis	TEX Pitcher of the Week	4/17-4/23/2023	W, 5.0 IP, 0 H, 8 K, 4 BB
Ryan Bliss	Texas League Player of the Month	April	.410 AVG (34-for-83), 2 HR, 14 RBI, 17 R, 18 G
Chad Patrick	TEX Pitcher of the Week	5/22-5/28/2023	W, 7.0 IP, 2 H, 6 K, 2 BB
Ryan Bliss	Texas League Player of the Month	May	.361 AVG (35-for-97), 5 HR, 13 RBI, 21 R, 23 G
Andrew Saalfrank	Amarillo Player of the Month	May	9 C, 1-0, 1.42 ERA, 12.2 IP
Ryan Bliss	Amarillo Player of the Month	May	.361 AVG (35-for-97), 5 HR, 13 RBI, 21 R, 23 G
Caleb Roberts	TEX Player of the Week	6/28-7/2	.438 (7-for-16) 3 HR, 22B, 4 RBI, 3 BB, 1.675 OPS

2023 MILESTONES ON THE HORIZON

NAME	MILESTONE	TO MEET
Jordan Lawlar	Most Single-Season HR	2

2023 MILESTONES REACHED

NAME	MILESTONE	DATE
Luke Albright	150 Career IP	4/7 @ FRI
Ryan Bliss	150 Career Hits	4/14 vs. CC
A.J. Vukovich	150 Career RBI	4/16 vs. CC
Tim Tawa	150 Career Hits	4/16 vs. CC
A.J. Vukovich	150 Career RBI	4/16 vs. CC
Andrew Saalfrank	100 Career Strikeouts	4/20 @ NWA
Jamison Hill	150 Career Strikeouts	4/21 @ NWA
Austin Pope	200 Career Strikeouts	4/21 @ NWA
Austin Pope	200 Career IP	6/24 @ CC
Devison De Los Santos	150 Career RBI	4/26 vs. FRI
Jackson Goddard	150 Career Strikeouts	4/28 vs. FRI
Deyni Olivero	400 Career IP	4/29 vs. FRI
Tristin English	250 Career Hits	4/29 vs. FRI
Adrian Del Castillo	100 Career Hits	4/30 vs. FRI
A.J. Vukovich	250 Career Hits	5/4 @ CC
Michel Otanez	250 Career Strikeouts	5/17 @ FRI
Ryan Bliss	200 Career Hits	5/28 @ SA
Ryan Bliss	100 Career RBI	6/17 vs SA
Kyle Backhus	100 Career IP	6/1 vs. SPR
Deyni Olivero	300 Career Strikeouts	6/3 (2) vs. SPR
Jordan Lawlar	150 Career Hits	6/3 (1) vs. SPR
Josh Green	250 Career Strikeouts	6/14 vs SA
Jeff Bain	500 Career Strikeouts	7/3 (2) vs TUL
Tim Tawa	Most Single-Season HR	14, 7/15 vs FRI
Caleb Roberts	Most Single-Season HR	10, 7/15 vs FRI
Jordan Lawlar	100 Career RBI	7/16 vs FRI
A.J. Vukovich	Most Single-Season HR	18, 7/22 vs WCH
Seth Beer	450 Career MiLB Hits	7/22 vs WCH
Kyle Backhus	150 Career Strikeouts	7/28 @ MID
Austin Pope	250 Career Strikeouts	7/29 @ MID
Chad Patrick	150 Career Strikeouts	7/30 @ MID

SOD POODLES vs. LEAGUE IN 2023 (REGULAR SEASON)

NORTH DIVISION	OVERALL	HOME	AWAY	SOUTH DIVISION	OVERALL	HOME	AWAY
Arkansas	0-0	0-0	0-0	Corpus Christi	11-13	6-6	5-7
NW Arkansas	3-3	0-0	3-3	Frisco	9-9	5-4	4-5
Springfield	7-5	4-2	3-3	Midland	11-7	2-4	9-3
Tulsa	8-3	5-1	3-2	San Antonio	4-8	2-4	2-4
Wichita	4-2	4-2	0-0	---			

SOD POODLES vs. LEAGUE ALL-TIME (REGULAR SEASON)

NORTH DIVISION	OVERALL	HOME	AWAY	SOUTH DIVISION	OVERALL	HOME	AWAY
Arkansas	11-14	6-6	5-8	Corpus Christi	52-50	26-20	26-30
NW Arkansas	18-14	8-5	10-9	Frisco	46-49	27-26	19-23
Springfield	20-17	10-8	10-9	Midland	56-43	26-23	30-20
Tulsa	25-24	13-12	12-12	San Antonio	27-29	12-12	15-17
Wichita	14-10	7-5	7-5	---			

SOD POODLES OFFENSE

Most Runs, Game: 15 (7/3 (2) vs TUL)
Most Runs, Inning: 7 (5x: Last: 6/29 vs. TUL, 1st inning)
Most Hits, Game (Team): 18 (3x: Last: 6/8 @ MID)
Most Hits, Game (Indiv.): 4 (5x: Last: Vicuña, 8/5 vs CC)
Fewest Hits, Game: 2 (3x: Last: 5/18 @ FRI)
Most Hits, Inning: 8 (5/5 @ CC, 3rd inning)
Most HRs, Game (Team): 5 (3x, Last: 7/15 vs FRI)
Most HRs, Game (Indiv.): 3 (Vukovich, 7/3 (1) vs TUL)
Most HR, Inning (Team): 3 (2x, Last: 7/1 vs TUL, 6th inning)
Most SBs, Game (Team): 9 (7/1 vs. TUL)
Most SBs, Game (Indiv.): 3 (4x, Last: Lawlar, 8/10 @ TUL)
Grand Slams: 5 (Last: Vukovich, 8/2 vs CC)
Most Runners LOB, Team: 14 (2x, Last: 7/4 @ SPR)
Most Runs Combined (Two Teams): 24 (8/2 vs CC)
Most Hits Combined (Two Teams): 33 (4/12 vs. CC)
Most Home Runs During Series (Two Teams): 31 (6/28-7/3 vs. TUL)
Most Runs To Overcome Deficit: 10 (4/26 vs. FRI)

SOD POODLES DEFENSE

Most Errors, Team: 4 (2x, Last: 5/23 @ SA)
Most Errors, Individual: 2 (2x, Last: Duezenack, 7/28 @ MID)
Most Double Plays: 3 (2x, Last: 7/18 vs. WCH)

SOD POODLES PITCHING

Most Ks, Team (9 innings): 15 (8/5 vs CC)
Most Ks, Team (extra innings): 16 (6/30 vs TUL (13)
Most Walks, Team: 13 (8/6 vs CC)
Shutouts: 5 (Last: 7/16 vs FRI)
Complete Games (9 IP): --
Complete Games (7 IP): --
Complete Game Shutout, Individual: --
Complete Game Shutout (9.0 IP) Individual: --
Longest Start: 7.0 IP (4x, Last: Lin, 7/22 vs WCH)
Longest Relief Appearance: 3.1 IP (2x: Last: Workman, 4/26 vs. FRI)
Most Ks, Individual: 10 (Albright, 8/1 vs CC)
Most Walks, Individual: 6 (2x: Last: Olivero, 5/23 @ SA)

OPPONENTS OFFENSE

Most Runs, Game: 16 (2x: Last: 5/11 vs. MID)
Most Runs, Inning: 8 (3x: Last: 8/6 vs CC, 3rd inning)
Most Hits, Game (Team): 19 (5/11 vs. MID)
Most Hits, Game (Indiv.): 5 (2x: Last: Calabuig, 5/11 vs. MID)
Fewest Hits, Game: 2 (3x: Last: 5/27 @ SA)
Most Hits, Inning: 7 (2x, Last: 6/20 @ CC)
Most HRs, Game (Team): 5 (2x, Last: 7/3 (2) vs. TUL)
Most HRs, Game (Indiv.): 3 (Rave, 4/18 @ NWA)
Most SBs, Game (Indiv.): 3 (Acuña, 4/30 vs. FRI)
Grand Slams Against: 5 (Last: Hicks, 5/20 @ FRI)
Most Runners LOB, Team: 14 (5/26 @ SA)
Most Runs To Overcome Deficit: 7 (7/28 @ MID)

OPPONENTS PITCHING

Most Ks Team (9 innings): 17 (2x, Last: 8/12 @ TUL)
Most Ks, Team (extra innings): 15 (6/30 vs TUL)
Most Walks, Team: 12 (6/20 @ CC)
Most Ks, Individual: 10 (Leiter, 5/17 @ FRI)
Most Walks, Individual: 5 (3x, Last: Martinez, J, 7/9 @ SPR)

OPPONENTS DEFENSE

Most Errors, Team: 3 (6x, Last: 8/10 @ TUL)
Most Errors, Individual: 3 (Whitcomb, 4/12 vs. CC)
Most Double Plays: 3 (2x, Last: 7/28 @ MID)

MISCELLANEOUS

Longest Home Game Time (9 innings): 3:36 (6/15 vs. SA)
Shortest Home Game Time (9 innings): 2:08 (7/21 vs. WCH)
Longest Road Game Time (9 innings): 3:13 (5/5 @ CC)
Shortest Road Game Time (9 innings): 2:05 (5/2 @ CC)
Longest Game Time (7 innings): 2:32 (5/14 (2) vs. MID)
Shortest Game Time (7 innings): 1:39 (6/3 (2) vs. SPR)
Longest Extra-Inning Game: 3:42 (6/30 vs TUL)
Longest Game (Innings): 13 (6/30 vs TUL)
Longest Game Delay (Home): 0:40, 5/31 vs. SPR (rain)
Longest Game Delay (Road): 1:53, 5/19 @ FRI (rain)
Highest Attendance (Home): 7,588 (7/3 vs. TUL)
Highest Attendance (Road): 10,019 (5/16 @ FRI)
Lowest Attendance (Home): 3,231 (4/25 vs. FRI)
Lowest Attendance (Road): 2,041 (7/30 @ MID)

LAST TIME IT HAPPENED - 2023

SOD POODLES (INDIVIDUAL)

Perfect Game:
No-Hitter (Individual):
No-Hitter (Combined):
No-Hitter (7-Inning):
1-Hitter (Individual):
1-Hitter (Combined):
2-Hitter (Individual):
2-Hitter (Combined): 3x: Last: 5/27 @ SA, Patrick/Saalfank
3-Hitter (Combined): 7x: Last: 7/16 vs FRI, Lin/Pope/Rice/Backhus
3-Hitter (Individual):
Complete Game Shutout (9 Inning):
Complete Game Shutout (7 Inning):
10 or more strikeouts (P): Albright (10, 8/1 vs CC)
Four (4) Hits: 5x, Last: Vicuña (8/5 vs CC)
Five (5) Hits:
Six (6) Hits:
Three (3) Doubles:
Four (4) Doubles:
Two (2) Triples:
Two HR Game: 6x, Last: Tawa (8/12 @ TUL)
Three HR Game: Vukovich (7/3 (1) vs TUL)
Grand Slam (Home): 3x, Last: Vukovich (8/2 vs. CC)
Grand Slam (Road): 2x, Last: Duezenack (7/30 @ MID)
Inside-The-Park HR: Lawlar (7/3 (1) vs TUL)
Back-To-Back HRs: 6x: Last: Roberts/Melendez (7/23 vs. WCH)
Back-To-Back-To-Back HRs:
HR, Both Sides of the Plate:
Hitting for the Cycle:

HR in 2 straight games: 18x: Last: Vukovich (7/21-22 vs WCH)
HR in 3 straight games: 2x, Last: Castillo (7/15-16 vs FRI, 7/18 vs WCH)
HR in 4 straight games: Roberts (6/30-7/3 vs TUL)
Triple in 2 straight games:
Five (5) RBI: 3x, Last: Vukovich (7/22 vs WCH)
Seven (7) RBI: Vukovich (7/3 (1) vs TUL)
Three Runs: 20x: Last: Lawlar (8/10 @ TUL)
Four Runs: 4x, Last: Vukovich (7/3 (1) vs TUL)
Five Runs:
Two Stolen Bases: 10x: Last: Lawlar (7/3 (1) vs TUL)
Three Stolen Bases: 4x, Last: Lawlar (8/10 @ TUL)
Four Stolen Bases:
Steal of home (straight):
Steal of home (double steal): 2x, Last: Bliss/Lawlar, 6/22 @ CC
Four (4) Walks: Roberts (2x, Last: 8/12 @ TUL)
Five (5) Walks:
10 Total Bases in a game: Vukovich (12, 7/3 (1) vs TUL)

SOD POODLES TEAM

20 Runs, Game:
20 Hits, Game:
10+ Runs, Inning:
Back-to-back 15-hit games:
Everyone in order gets a hit: 7x: Last: 7/3 (1) vs TUL
Everyone in order scores a run: 5/5 @ CC
Only player in order to get a hit:
15+ Strikeouts, Game (Batting): 3x, Last: 8/12 @ TUL (17)
Triple Play:
Winning Streak: 7 (6/6-6/13)
Losing Streak: 4 (2x: Last: 5/23-5/26)



HIGHS & LOWS - ALL TIME



SOD POODLES OFFENSE

Most Runs, Game: 20 (9/11/21 vs. TUL)
Most Runs, Inning: 11 (6/11/22 vs. FRI, 8th inning)
Most Hits, Game: 24 (9/11/21 vs. TUL)
Most Hits, Game (Indiv.): 5 (3x: Last: Barrosa, 7/22 @ MID)
Fewest Hits, Game: 0 (5/26/22 @ ARK)
Most HRs, Game (Team): 7, (6/5/21 @ FRI)
Most HRs, Game (Indiv.): 3, 2x, Last: Vukovich (7/3/23 (1) vs TUL)
Grand Slams: 16 (Last: Vukovich, 8/2 vs CC, 4th inning)
Most SBs, Game (Team.): 9 (7/1/23 vs. TUL)
Most SBs, Game (Indiv.): 3 (9x: Last: Lawlar, 8/10/23 @ TUL)
Most Runners LOB, Team: 14 (5x: Last: 7/4/23 @ SPR)
Most Runs Combined (Two Teams): 32 (9/11/21 vs. TUL)
Most Hits Combined (Two Teams): 37 (2x: Last: 4/23/22 vs SA)
Most Home Runs During Series (Two Teams): 34 (9/7-12/21 vs. TUL)
Most Runs To Overcome Deficit: 10 (4/26/23 vs. FRI)

SOD POODLES DEFENSE

Most Errors, Team: 5 (6/19/21 vs. MID)
Most Errors, Individual: 2 (27x: Last: Duzenack, 7/28/23 @ MID)
Most Ground Into Double Plays: 4 (2x: Last: 9/17/21 vs. FRI)

SOD POODLES PITCHING

Most Ks, Team (9 innings): 17 (2x: Last: 5/9/21 @ TUL)
Most Ks, Team (extra innings): 19 (5/11/19 @ CC)
Most Walks, Team: 13 (8/6/23 vs CC)
Shutout: 25x: Last: 7/16/23 vs FRI
Last Complete Game (9 IP): --
Last Complete Game (7 IP): Nelson (G1, 9/1/21 @ SA)
Last Complete Game (5 IP): Walston (7/29/22 vs. CC)
Last Complete Game Shutout: Frias (8/1/21 vs. SA (7))
Longest Start: 8.0 IP (Cecconi, 6/8/22 vs FRI)
Longest Relief Appearance: 3.1 IP (4x, last: Workman, 4/26 vs FRI)
Most Ks, Individual: 12 (4x: Last: Pfaadt: 6/23/22 @ CC)
Most Walks, Individual: 7 (Nelson, 7/6/21 @ SA)



LAST TIME IT HAPPENED - ALL TIME

SOD POODLES (INDIVIDUAL)

Perfect Game:
No-Hitter (Individual):
No-Hitter (Combined):
No-Hitter (7-Inning): 2x: Tabor, 7/11/21 @ SA; Frias, 8/1/21 vs. SA
1-Hitter (Individual): 7/29/22 (Walston, 5-inning game)
1-Hitter (Combined): 2x: Last: 4/16/22 (Jarvis, Weiss - 7 inning game)
2-Hitter (Individual):
2-Hitter (Combined): 5x: Last: 5/27/23 @ SA, Albright/Saalfrank
3-Hitter (Combined): 22x: Last: 7/16/23 vs FRI, Lin/Pope/Rice/Backhus
3-Hitter (Individual):
Complete Game Shutout (9 Inning):
Complete Game Shutout (7 Inning): 2x: Tabor, 7/11/21 @ SA; Frias, 8/1/21 vs. SA
10 or more strikeouts: 15x, Last: Albright (8/1/23 vs. CC)
Four (4) Hits: 33x: Last: Vicuña (8/5/23 vs CC)
Five (5) Hits: 3x: Last: Cedenó (8/18/22 @ MID)
Six (6) Hits:
Three (3) Doubles: 3x: Last: Carroll, (4/23/22 vs SA)
Four (4) Doubles:
Two (2) Triples:
Two HR Game: 35x: Last: Tawa (8/12/23 @ TUL)
Three HR Game: 2x, Last: Roberts, 7/3/23 (2) vs TUL)
Grand Slam (Home): 12x: Last: Vukovich, 8/2/23 vs. CC)
Grand Slam (Road): 4x: Last: Duzenack, 7/30/23 @ MID
Inside-The-Park HR: 5x: Last: Lawlar (7/3/23 (1) vs TUL)
Back-To-Back HRs: 22x: Last: Roberts/Melendez (7/23/23 vs. WCH)
Back-To-Back-To-Back HRs:
B-2-B-2-B-2-B HRs: 9/11/21 vs. TUL - Garrett/Kennedy/Fletcher/Canzone (3rd inning)
HR, Both Sides of the Plate: 3x: Last: Stankiewicz (7/15/22 vs SA)
Hitting for the Cycle:

OPPONENTS OFFENSE

Most Runs, Game: 21 (2x: Last: 9/2/22 vs. FRI)
Most Runs, Inning: 11 (9/2/22 vs. FRI, 5th inning)
Most Hits, Game (Team): 23 (9/2/22 vs. FRI)
Most Hits, Game (Indiv.): 6 (Guldborg, 4/10/22 vs MID)
Fewest Hits, Game: 0 (2x: Last: 8/1/21 vs. SA - Frias no-hitter)
Most HRs, Game (Team): 9 (Last: 5/17/22 vs. TUL)
Most HRs, Game (Indiv.): 4 (Chandler Redmond, 8/10/22 vs SPR)
Most SBs, Game (Indiv.): 3 (Acuña, 4/30/23 vs. FRI)
Grand Slams: 23 (Last: Hicks, 5/20/23 @ FRI, off Hill, 5th inning)
Most Runners LOB, Team: 16 (4/10/22 vs. MID)
Most Runs To Overcome Deficit: 10 (7/18/21 @ MID)

OPPONENTS PITCHING

Most Ks Team (9 innings): 17 (4x: Last: 8/12/23 @ TUL)
Most Ks, Team (extra innings): 19 (5/11/19 @ CC, 10)
Most Walks, Team: 12 (6/20 @ CC)
Shutout: 21x: Last: 4/22/23 @ NWA
Last Complete Game: Jones (5/26/22 (2) @ ARK)
Last Complete Game Shutout (7 IP): Jones (5/26/22 (2) @ ARK)
Most Ks, Individual: 14 (Dustin May, 6/22/19 @ TUL)
Most Walks, Individual: 7 (Robaina, 7/31/22 vs. CC)

OPPONENTS DEFENSE

Most Errors, Team: 4 (5x: Last: 7/22/22 @ MID)
Most Errors, Individual: 3 (3x: Last: Whitcomb, 4/12/23 vs. CC)
Most Ground Into Double Plays: 4 (2x: Last: 9/14/22 @ SA)

MISCELLANEOUS

Longest Home Game Time (9 innings): 4:08 (9/11/21 vs. TUL)
Shortest Home Game Time (9 innings): 2:01 (6/8/22 vs FRI)
Longest Road Game Time (9 innings): 3:34 (7/29/19 @ NWA)
Shortest Road Game Time (9 innings): 1:50 (8/21/22 @ MID)
Longest Game Time (7 innings): 2:36 (9/1/21 @ SA)
Shortest Game Time (7 innings): 1:29 (5/26/22 (2) @ ARK)
Longest Extra-Inning Game: 4:08 (4/22/22 vs. SA, 11)
Longest Game (Innings): 13 (6/30/23 vs TUL)
Longest Game Delay (Home): 3:15 (5/18/21 vs. MID)
Longest Game Delay (Road): 1:53 (5/19/23 @ FRI)
Highest Attendance (Home): 7,588 (7/3/23 vs. TUL)
Highest Attendance (Road): 10,366 (5/18/19 @ FRI)
Lowest Attendance (Home): 3,851 (6/1/22 vs. MID)
Lowest Attendance (Road): 1,906 (8/17/22 @ MID)
Largest Margin of Victory: 15 (19-4, 6/9/21 vs. CC)
Largest Margin of Defeat: 19 (21-2, 9/2/22 vs. FRI)

SOD POODLES TEAM

20 Runs, Game: 20, 9/11/21 vs. TUL
20 Hits, Game: 5x: Last: 20, 8/18/22 @ MID
10+ Runs, Inning: 2x: Last: 6/11/22 vs. FRI (11, 8th inning)
Back-to-back 15-hit games: 2x: Last: 4/22-4/23/22 vs. SA
Everyone in order gets a hit: 33x: Last: 7/3/23 (1) vs. TUL
Everyone in order gets multiple-hits: 5/8/22 vs. MID
Everyone in order scores a run: 7x: Last: 5/5/23 @ CC
Only player in order to get a hit: 4x: Last: Diaz, G1, 9/1/21 @ SA
15+ Strikeouts, Game (Batting): 19x: Last: 8/12/23 @ TUL (17)
Triple Play:
Winning Streak: 7 (6/6-13/23)
Losing Streak: 7 (7/30-8/6/22)

[illegible]

Game	Date	Opponent	W/L	Winning Pitcher	Losing Pitcher	Save	Record	Standing	Attendance	TOG
1	4/6	@ FRI	L, 12-4	Anderson, G (1-0)	Jarvis, B (0-1)	-	0-1	T-2nd (-1.0)	8,320	2:28
2	4/7	@ FRI	W, 3-1	Albright, L (1-0)	Krauth, N (0-1)	Backhus, K (1)	1-1	T-1st (+0.5)	8,655	2:16
3	4/8	@ FRI	W, 5-3	Rice, J (1-0)	Starr, N (0-1)	Vizcaino, R (1)	2-1	T-1st (+1.0)	9,030	2:57
4/9-10		OFF								
4	4/11	CC	L, 5-4	Melendez, J (1-0)	Patrick, C (0-1)	Macuare, A (1)	2-2	T-2nd (-1.0)	5,452	2:26
5	4/12	CC	W, 13-10	Mantiply, J (1-0)	Robaina, J (0-1)	-	3-2	T-1st (+1.0)	4,093	3:16
6	4/13	CC	W, 5-2	Jarvis, B (1-1)	Cobos, F (0-1)	Montes De Oca, C (1)	4-2	1st (+1.0)	4,547	2:39
7	4/14	CC	L, 13-10	Sprinkle, J (1-0)	Albright, L (1-1)	-	4-3	T-1st (+1.0)	6,417	2:54
8	4/15	CC	W, 5-3	Mantiply, J (2-0)	Gordon, C (0-2)	Backhus, K (2)	5-3	1st (+1.0)	6,146	2:28
9	4/16	CC	L, 11-5	Melendez, J (2-0)	Patrick, C (0-2)	-	5-4	T-1st (+1.0)	5,187	2:54
4/17		OFF								
10	4/18	@ NWA	L, 16-6	Del Rosario, Y (1-0)	Olivero, D (0-1)	-	5-5	T-1st (+1.0)	2,399	2:40
11	4/19	@ NWA	W, 5-0	Jarvis, B (2-1)	Veneziano, A (1-1)	-	6-5	T-1st (+1.0)	2,792	2:29
12	4/20	@ NWA	W, 3-2 (10)	Otanez, M (1-0)	Biasi, D (1-1)	Rice, J (1)	7-5	1st (+0.5)	3,751	3:08
13	4/21	@ NWA	L, 5-0	Hoffmann, A (2-1)	Hill, J (0-1)	-	7-6	T-1st (+1.0)	4,690	2:26
14	4/22	@ NWA	L, 5-0	Marsh, A (1-0)	Patrick, C (0-3)	-	7-7	T-1st (+3.0)	4,856	2:14
15	4/23	@ NWA	W, 6-2	Saalfrank, A (1-0)	Way, B (0-2)	-	8-7	T-1st (+0.5)	4,640	2:48
4/24		OFF								
16	4/25	FRI	W, 9-7	Rice, J (2-0)	Starr, N (1-2)	Backhus, K (3)	9-7	T-1st (+1.0)	3,231	2:34
17	4/26	FRI	W, 12-11 (10)	Workman, B (1-0)	Church, M (0-1)	-	10-7	1st (+1.0)	3,275	3:24
18	4/27	FRI	L, 5-1	Roby, T (1-2)	Bain, J (0-1)	-	10-8	1st (+0.5)	6,239	2:38
19	4/28	FRI	L, 12-6	Speas, A (1-0)	Patrick, C (0-4)	-	10-9	2nd (-0.5)	4,393	2:55
20	4/29	FRI	W, 11-4	Olivero, D (1-1)	Leiter, J (0-2)	-	11-9	1st (+0.5)	5,928	2:38
21	4/30	FRI	L, 12-7	Church, M (1-1)	Tineo, M (0-1)	-	11-10	T-1st (+0.5)	5,125	2:53
5/1		OFF								
22	5/2	@ CC	L, 3-1	Robaina, J (1-2)	Fisher, H (0-1)	-	11-11	T-2nd (-1.0)	2,774	2:05
23	5/3	@ CC	W, 3-0	Pope, A (1-0)	Kouba, R (1-1)	Backhus, K (4)	12-11	T-1st (+1.5)	2,401	2:15
24	5/4	@ CC	L, 6-1	Gordon, C (2-2)	Patrcik, C (0-5)	-	12-12	T-2nd (-1.0)	3,678	2:11
25	5/5	@ CC	W, 12-8	Goddard, J (1-0)	Plumlee, P (0-1)	-	13-12	T-1st (+2.5)	4,651	3:13
26	5/6	@ CC	L, 12-7	VanWey, L (1-0)	Tineo, M (0-2)	-	13-13	T-2nd (-1.0)	4,327	2:49
27	5/7	@ CC	L, 5-4	Arrighetti, S (2-2)	Albright, L (1-2)	McDonald, C (1)	13-14	T-2nd (-2.0)	4,726	2:28
5/8		OFF								
28	5/9	MID	L, 11-9	Supak, T (2-0)	Hill, J (0-2)	-	13-15	2nd (-3.0)	6,284	2:47
29	5/10	MID	W, 6-3	Saalfrank, A (2-0)	Salinas, R (1-2)	-	14-15	2nd (-2.0)	4,495	2:20
30	5/11	MID	L, 16-6	Pérez, F (1-0)	Olivero, D (1-2)	-	14-16	2nd (-3.0)	5,363	2:56
31	5/12	MID	L, 6-1	Cushing J (1-0)	Tineo, M (0-3)	-	14-17	3rd (-4.0)	7,165	2:27
	5/13	MID	PPD							
32	5/14(1)	MID	W, 10-1	Albright, L (2-2)	Ginn, J (0-2)	-	15-17	-	0	1:40
33	5/14(2)	MID	L, 13-1	Tomioka, S (1-0)	Hill, J (0-3)	-	15-18	3rd (-4.0)	4,621	2:32
5/15		OFF								
34	5/16	@ FRI	L, 3-2	Church, M (2-2)	Goddard, J (1-1)	Starr, N (1)	15-19	3rd (-4.0)	10,019	2:30
35	5/17	@ FRI	L, 10-4	Leiter, J (2-2)	Olivero, D (1-3)	-	15-20	T-4th (-4.0)	2,890	2:27
36	5/18	@ FRI	L, 7-1	Garcia, R (1-3)	Bain, J (0-2)	-	15-21	5th (-4.0)	3,480	2:13
37	5/19	@ FRI	W, 2-1	Albright, L (3-2)	White, O (1-1)	Rice, J (2)	16-21	T-4th (-4.0)	5,943	2:24 (1:53)
38	5/20	@ FRI	L, 8-7 (10)	Kelly, A (2-0)	Stumpo, M (0-1)	-	16-22	T-4th (-5.0)	7,070	3:26
39	5/21	@ FRI	W, 3-1	Patrick, C (1-5)	Church, M (2-3)	Montes De Oca, C (2)	17-22	T-4th (-5.0)	6,306	2:32
5/22		OFF								
40	5/23	@ SA	L, 14-4	Bachar, L (2-0)	Olivero, D (1-4)	-	17-23	5th (-5.0)	5,054	2:48
41	5/24	@ SA	L, 4-3	Hernandez, N (3-1)	Montes De Oca, C (0-1)	-	17-24	5th (-5.0)	4,990	2:35
42	5/25	@ SA	L, 5-4	Kopps, K (3-0)	Otanez, M (1-1)	Jacob, A (1)	17-25	5th (-6.0)	3,549	2:35
43	5/26	@ SA	L, 8-2	Wolf, J (3-5)	Hill, J (0-4)	-	17-26	5th (-7.0)	4,124	2:57
44	5/27	@ SA	W, 1-0	Patrick, C (2-5)	Snider, D (0-3)	Saalfrank, A (1)	18-26	5th (-6.0)	4,828	2:30
45	5/28	@ SA	W, 9-3	Grammes, C (1-0)	Henry, H (1-2)	-	19-26	5th (-5.0)	3,530	2:46
5/29		OFF								
46	5/30	SPR	W, 7-1	Bain, J (1-2)	Gragg, L (0-3)	-	20-26	5th (-4.0)	4,179	2:11
47	5/31	SPR	W, 13-8	Stumpo, M (1-1)	Sawyer, L (1-2)	-	21-26	4th (-4.0)	4,177	3:03
48	6/1	SPR	W, 3-2	Grammes, C (2-0)	Pereira, W (3-3)	-	22-26	4th (-4.0)	4,690	1:54
49	6/2	SPR	PPD							
49	6/3 (1)	SPR	L, 5-4 (8)	Roycroft, C (1-0)	Backhus, K (0-1)	Granillo, A (2)	22-27	4th (-3.5)	-	2:26
50	6/3 (2)	SPR	W, 6-1 (7)	Olivero, D (2-4)	Hernandez, K (5-2)	-	23-27	4th (-4.0)	6,502	1:39
51	6/4	SPR	L, 6-5	Sawyer, L (2-2)	Grammes, C (2-1)	-	23-28	4th (-4.0)	5,636	2:44

GAME	DATE	OPPONENT	W/L	WINNING PITCHER	LOSING PITCHER	SAVE	RECORD	STANDING	ATTENDANCE	TOG
52	6/6	@ MID	W, 8-4	Albright, L (4-2)	Estes, J (3-4)	--	24-28	4th (-4.0)	3,738	2:33
53	6/7	@ MID	W, 4-0	Green, J (1-0)	Cusick, R (3-3)	--	25-28	3rd (-4.0)	3,042	2:35
54	6/8	@ MID	W, 12-3	Patrick, C (3-5)	Leal, D (2-2)	--	26-28	T-2nd (-3.0)	3,711	2:29
55	6/9	@ MID	W, 7-5	Olivero, D (3-4)	Howard, B (2-3)	Backhus, K (5)	27-28	T-2nd (-3.0)	6,290	2:19
56	6/10	@ MID	W, 13-10	Saalfrank, A (3-0)	Kubo, T (0-1)	Green, J (1)	28-28	2nd (-3.0)	5,032	2:46
57	6/11	@ MID	W, 4-1	Albright, L (5-2)	Estes, J (3-5)	Backhus, K (6)	29-28	2nd (-2.0)	2,190	2:23
	6/12	OFF								
58	6/13	SA	W, 10-2	Hill, J (1-4)	Wolf, J (5-6)	--	30-28	2nd (-1.0)	5,109	2:50
59	6/14	SA	L, 5-2	Quezada, J (1-1)	Patrick, C (3-6)	--	30-29	2nd (-2.0)	4,996	2:34
60	6/15	SA	L, 11-9	Blanchard, J (1-0)	Backhus, K (0-2)	Jacob, A (4)	30-30	2nd (-3.0)	5,703	3:36
61	6/16	SA	L, 12-9	Leasher, A (1-0)	Bain, J (1-3)	Malacki, B (1)	30-31	T-2nd (-4.0)	6,838	2:40
62	6/17	SA	W, 9-7	Saalfrank, A (4-0)	Gonzalez, B (0-1)	Green, J (2)	31-31	2nd (-3.0)	7,258	2:42
63	6/18	SA	L, 11-4	Wolf, J (6-6)	Goddard, J (1-2)	--	31-32	2nd (-4.0)	6,352	2:38
	6/19	OFF								
64	6/20	@ CC	L, 12-6	Brown, T (1-1)	Olivero, D (3-5)	--	31-33	T-2nd (-4.0)	3,351	3:03
65	6/21	@ CC	L, 5-4	Robaina, J (6-4)	Patrick, C (3-7)	McDonald, C (4)	31-34	3rd (-5.0)	3,587	2:28
66	6/22	@ CC	W, 7-5	Backhus, K (1-2)	Gaither, R (0-1)	--	32-34	T-2nd (-4.0)	4,084	2:55
67	6/23	@ CC	L, 10-9	Brown, T (2-1)	Stumpo, M (1-2)	--	32-35	3rd (-5.0)	4,612	2:57
68	6/24	@ CC	W, 5-3	Hill, J (2-4)	Chaidez, A (1-4)	--	33-35	T-2nd (-4.0)	6,008	2:35
69	6/25	@ CC	W, 6-3	Olivero, D (4-5)	Kouba, R (4-3)	--	34-35	2nd (-3.0)	5,991	2:18
END OF 1ST HALF										
70	6/28	TUL	W, 6-4	Backhus, K (2-2)	Dodson, T (4-5)	--	35-35, 1-0	T-1st (+1.0)	4,723	2:25
71	6/29	TUL	W, 12-7	Pope, A (2-0)	Frasso, N (1-3)	Green, J (3)	36-35, 2-0	T-1st (+1.0)	5,419	2:57
72	6/30	TUL	L, 7-6 (13)	Fisher, B (5-1)	Grammes, C (2-2)	--	36-36, 2-1	T-2nd (-1.0)	6,731	3:42
73	7/1	TUL	W, 12-10	Backhus, K (3-2)	Acosa, A (0-3)	--	37-36, 3-1	T-2nd (-1.0)	6,860	3:28
74	7/2	TUL	PSTP							
74	7/3 (1)	TUL	W, 15-7	Olivero, D (5-5)	Casparius, B (0-3)	--	38-36, 4-1			1:54
75	7/3 (2)	TUL	W, 10-9	Montes De Oca, C (1-1)	Sublette, R (1-3)	Green, J (4)	39-36, 5-1	T-1st (+2.0)	7,588	2:26
76	7/4	@ SPR	L, 9-8	Martinez, J (2-1)	Backhus, K (3-3)	Sawyer, L (6)	39-37, 5-2	T-1st (+1.0)	6,423	3:05
77	7/5	@ SPR	L, 5-4	Sawyer, L (3-2)	Vizcaino (0-1)	--	39,38, 5-3	2nd (-1.0)	2,203	2:33
78	7/6	@ SPR	L, 5-3	Pope, B (1-1)	Montes De Oca, C (1-2)	Granillo, A (8)	39-39, 5-4	2nd (-1.5)	3,358	2:26
79	7/7	@ SPR	PSTP							
79	7/8 (1)	@ SPR	W, 4-3	Hill, J (3-4)	Pereira, W (5-5)	Pope, A (1)	40-39, 6-4		--	2:07
80	7/8 (2)	@ SPR	W, 7-6	Backhus, K (4-3)	Pope, B (1-2)	Green, J (5)	41-39, 7-4	2nd (-1.0)	4,200	2:16
81	7/9	@ SPR	W, 9-6	Ogando, G (1-0)	Komar, B (1-5)	Vizcaino, R (2)	42-39, 8-4	T-1st (+2.0)	2,517	2:56
	7/10-13	OFF								
ALL-STAR BREAK										
82	7/14	FRI	L, 8-3	Wolfram, G (5-0)	Albright, L (5-3)	--	42-40, 8-5	2nd (-1.0)	7,015	2:37
83	7/15	FRI	W, 11-4	Hill, J (4-4)	Krauth, N (2-6)	--	43-40, 9-5	T-1st (+2.0)	6,871	2:33
84	7/16	FRI	W, 8-0	Lin, Y (1-0)	Bremer, N (0-1)	--	44-40, 10-5	T-1st (+3.0)	6,036	2:24
	7/17	OFF								
85	7/18	WCH	W, 10-7	Otanez, M (2-1)	Luna, C (1-6)	Mabrey, W (1)	45-40, 11-5	1st (+1.0)	4,394	2:23
86	7/19	WCH	W, 7-5	Grammes, C (3-2)	Floyd, T (2-2)	Backhus, K (7)	46-40, 12-5	1st (+2.0)	3,885	2:50
87	7/20	WCH	L, 4-1	Bentley, D (2-1)	Albright, L (5-4)	--	46-41, 12-6	1st (+2.0)	5,584	2:47
88	7/21	WCH	W, 3-2	Hill, J (5-4)	Raya, M (0-1)	Ogando, G (1)	47-41, 13-6	1st (+3.0)	7,120	2:08
89	7/22	WCH	W, 8-2	Lin, Y (2-0)	Adams, T (2-7)	--	48-41, 14-6	1st (+3.0)	6,538	2:24
90	7/23	WCH	L, 12-6	Mattson, I (1-1)	Ogando, G (1-1)	--	48-42, 14-7	1st (+2.0)	5,174	2:49
	7/24	OFF								
91	7/25	@ MID	L, 7-5	Feltman, D (5-1)	Otanez, M (2-2)	Juan, J (1)	48-43, 14-8	1st (+1.0)	2,455	2:47
92	7/26	@ MID	W, 9-1	Albright, L (6-4)	Beers, B (2-6)	--	49-43, 15-8	1st (+2.0)	2,655	2:40
93	7/27	@ MID	L, 4-1	Cushing, J (5-4)	Hill, J (5-5)	Tomioka, S (2)	49-44, 15-9	1st (+1.0)	3,293	2:18
94	7/28	@ MID	L, 10-9	De La Cruz, J (1-0)	Ogando, G (1-2)	Baum, T (1)	49-45, 15-10	T-1st (+1.0)	3,712	2:51
95	7/29	@ MID	W, 7-3	Mabrey, W (1-0)	Leal, D (3-5)	--	50-45, 16-10	T-1st (+2.0)	4,350	2:26
96	7/30	@ MID	W, 6-2	Patrick, C (4-7)	Holman, G (0-2)	--	51-45, 17-10	1st (+1.0)	2,041	2:25
	7/31	OFF								
97	8/1	CC	W, 7-5	Albright, L (7-4)	Gomez, C (1-3)	Mabrey, W (2)	52-45, 18-10	1st (+2.0)	4,536	2:35
98	8/2	CC	L, 13-11	Henley, B (2-4)	Backhus, K (4-4)	--	52-46, 18-11	1st (+1.0)	4,507	2:51
99	8/3	CC	W, 4-3	Rice, J (3-0)	Brown, T (3-2)	--	53-46, 19-11	1st (+2.0)	6,008	2:33
100	8/4	CC	L, 6-3	Robaina, J (8-4)	Lin, Y (2-1)	--	53-47, 19-12	1st (+1.0)	5,614	2:43
101	8/5	CC	W, 8-7	Backhus, K (5-4)	VanWey, L (1-1)	--	54-47, 20-12	1st (+2.0)	6,175	2:58
102	8/6	CC	L, 14-8	Macuare, A (1-1)	Albright, L (7-5)	--	54-48, 20-13	1st (+1.0)	5,875	3:08
	8/7	OFF								



Game	Date	Opponent	W/L	Winning Pitcher	Losing Pitcher	Save	Record	Standing	Attendance	TOG
103	8/8	@ TUL	L, 7-4	Sublette, R (2-3)	Hill, J (5-6)	Gowdy, K (1)	54-49, 20-14	1st (+1.0)	3,508	2:40
104	8/9	@ TUL	W, 7-4	Mabrey, W (2-0)	Dodson, T (5-6)	Montes De Oca, C (3)	55-49, 21-14	1st (+1.0)	3,727	2:40
105	8/10	@ TUL	W, 7-4	Otanez, M (3-2)	Little, J (0-1)	Backhus, K (8)	56-49, 22-14	1st (+1.0)	3,762	2:57
106	8/11	@ TUL	L, 5-1	Williams, K (1-0)	Solomon, P (0-1)	--	56-50, 22-15	T-1st (+3.0)	6,247	2:27
107	8/12	@ TUL	W, 10-9	Rice, J (4-0)	Fisher, B (5-4)	Montes De Oca, C (4)	57-50, 23-15	1st (+1.0)	6,295	3:10
108	8/13	@ TUL								
	8/14	OFF								
109	8/15	ARK								
110	8/16	ARK								
111	8/17	ARK								
112	8/18	ARK								
113	8/19	ARK								
114	8/20	ARK								
	8/21	OFF								
115	8/22	@ SA								
116	8/23	@ SA								
117	8/24	@ SA								
118	8/25	@ SA								
119	8/26	@ SA								
120	8/27	@ SA								
	8/28	OFF								
121	8/29	MID								
122	8/30	MID								
123	8/31	MID								
124	9/1	MID								
125	9/2	MID								
126	9/3	MID								
	9/4	OFF								
127	9/5	@ ARK								
128	9/6	@ ARK								
129	9/7	@ ARK								
130	9/8	@ ARK								
131	9/9	@ ARK								
132	9/10	@ ARK								
	9/11	OFF								
133	9/12	FRI								
134	9/13	FRI								
135	9/14	FRI								
136	9/15	FRI								
137	9/16	FRI								
138	9/17	FRI								
END OF SEASON										