

2025 R-PHILS GAME NOTES

GAME 89

Tuesday, July 22, 2025 at 12:00 PM - FirstEnergy Stadium

Binghamton Rumble Ponies (14-7; 59-29)

at

Reading Fightin Phils (10-10; 35-52)

RHP Estibenzon Jimenez (2-1, 4.15 ERA) vs RHP Joander Suarez (5-2, 3.29 ERA)

WATCH: Bally Live or MiLB TV LISTEN: 830WEEU.com (Jake Starr and Bob McCool)



Media Contact: Jake Starr Email: jstarr@fightins.com Office: 610-406-4559 Cell: 610-883-1144

ON DECK (UPCOMING GAMES AND PROBABLES)

Wed, July 23	vs Binghamton	7:00 PM	RHP Jean Cabrera vs TBA
Thurs, July 24	vs Binghamton	7:00 PM	RHP Wil Crowe vs RHP Jonah Tong
Fri, July 25	vs Binghamton	7:00 PM	RHP Chuck King vs RHP RJ Gordon

Northeast Standings						
Team	W	L	PCT	GB	L10	STK
Binghamton*	14	7	.667	-	7-3	W1
Somerset	13	8	.619	1.0	7-3	L2
Hartford	12	9	.571	2.0	5-5	W2
Reading	10	11	.476	4.0	5-5	L1
Portland	8	13	.381	6.0	4-6	W1
New Hampshire	7	14	.333	7.0	3-7	L1

Southwest Standings						
Team	W	L	PCT	GB	L10	STK
Altoona	13	8	.619	-	4-6	L1
Richmond	13	8	.619	-	8-2	W1
Erie*	10	10	.500	2.5	5-5	W1
Akron	9	12	.429	4.0	2-8	W1
Harrisburg	8	12	.400	4.5	6-4	L1
Chesapeake	8	13	.381	5.0	5-5	L1

Team Leaders	
AVG:	Paul McIntosh (.306)
OBP:	Paul McIntosh (.383)
SLG:	Felix Reyes (.539)
OPS:	Felix Reyes (.899)
AB:	Mendez/Miller (268)
H:	Hendry Mendez (77)
R:	Hendry Mendez (38)
2B:	Leandro Pineda (15)
3B:	Mendez/Reyes (3)
HR:	Cade Fergus (9)
RBI:	Hendry Mendez (40)
BB:	Aidan Miller (45)
SO:	Cade Fergus (91)
SB:	Aidan Miller (35)

ERA:	Wil Crowe (1.42)
BAA:	Wil Crowe (.097)
APP:	Andrew Bechtold (28)
IP:	Jean Cabrera (90.2)
W:	Chuck King (5)
SV:	Tommy McCollum (6)
K:	Jean Cabrera (85)
BB:	Jean Cabrera (43)

Team Stats	
AVG:	.232
R (/gm):	353 (4.0)
H (/gm):	642 (7.3)
HR:	74
SB:	97

ERA:	4.28
R (/gm):	419 (4.8)
H (/gm):	661 (7.5)
K (/gm):	751 (8.5)
BB (/gm):	319 (3.6)

Today's Game

The Fightin Phils remain home and open up a six-game series today against the Binghamton Rumble Ponies, Double-A affiliate of the New York Mets. It is the 12th-of-17 matchups between the teams this season and sixth-of-12 at FirstEnergy Stadium. The Rumble Ponies hold a 7-4 edge in the season-series after taking four-of-six from Reading in April at FirstEnergy Stadium and three-of-five from the R-Phils in May at Mirabito Stadium.

Game 88 Recap

The Fightin Phils fell in the series finale to Portland on Sunday in a three-hour, twenty-nine minute, 12-inning marathon, 4-3. The teams traded solo home run in the second with Zach Ehrhard going deep for Portland, then Paul McIntosh matching him with a solo home run in the bottom of the frame. From there, the score remained tied through the ninth inning. Griff McGarry started for Reading and allowed one run on two hits over five innings, with six strikeouts. Connelly Early nearly had a similar line as McGarry, allowing one run on three hits over 5.2 innings, with six strikeouts. Both teams failed to score in the 10th, then Ronald Rosario hit a two-run home run in the top of the eleventh to make it a 3-1, Portland lead. Then, Dylan Campbell matched him with a two-run shot of his own to tie the game in the bottom of the 11th. The Sea Dogs then scored the placed runner in the 12th off Mitch Neunborn, and Reading was unable to score, falling 4-3 in the 12-inning contest.

A Marathon

Sunday's 12-inning game against Portland was the longest game inning-wise that the Fightin Phils have played in since a 12-inning game against Harrisburg on Apr. 20, 2022. Reading lost that game 9-6 to the Senators. The 3:29 game time was also the longest game Reading has played in time-wise since an 11-inning game against New Hampshire, which was also 3:29 total.

It's Miller Time

Phillies No. 2 Prospect Aidan Miller has become a threat on the basepaths this season. Miller is alone in first place in the Eastern League and amongst all Phillies Minor Leaguers with 35 stolen bases. After his 35th stolen base on Saturday, Miller has stolen the most bases in a season by a R-Phil since Quintin Berry stole 48 in 2009. The last Fightin Phil to steal 30+ in a season was Johan Rojas in 2023 and the last to swipe 31 or more in a year was Roman Quinn in 2016.

Back to .500

With a win on Tuesday, the Fightin Phils will return to .500 at 11-11. It would be the latest in a half that the R-Phils have been .500 or better since Al Pedrique took over as manager in 2023. It is also the latest Reading has been .500 in a half since the two-half schedule began in 2021. The latest Reading was .500 or better in a season or half was the conclusion of the 2019 season.

Mashing McIntosh

Paul McIntosh stayed red-hot at the plate with three hits, two doubles and a home run on Sunday. Over three games vs Portland last weekend, McIntosh slashed .583/.615/1.167 (1.782 OPS), with three runs, four doubles, one home run and four RBI. The catcher is on an eight-game hitting streak dating back to July 3 and is slashing .500/.563/.786 (1.349 OPS), with five doubles, one home run and five RBI over the streak. He's also currently riding a 12-game on-base streak, dating back to June 21, and has a .553 on-base percentage over that stretch.

He's Fergalicious

Cade Fergus launched his ninth home run of the season on Saturday night, a mark that has him alone for the team lead. Between Reading and Lehigh Valley (AAA) this season, Fergus has 14 home runs, which ties him with Otto Kemp for most home runs amongst all Phillies minor leaguers this season. Fergus launched Reading's second grand slam of the season in last Thursday night's game two win over Chesapeake. His grand slam was the fourth of his pro career (dating back to 2022). Fergus also matched a career-high with four RBI in the game, a mark that tied a career-high for him.

This Day in Baseballtown History

July 22, 2023: At Altoona, Reading wins 4-1 behind one of the best starts in Griff McGarry's career. The Phillies No. 4 Prospect goes seven innings (career high), allows just three hits, issues no walks, and has ten strikeouts (season-high). It's the fourth time in McGarry's career he had 10+ strikeouts and it set a season-high in innings pitched for a Reading arm and matched the team-high in strikeouts by a single pitcher.

Ponies Rumbling Into Baseballtown

Binghamton enters play today with a 59-29 overall record and 14-7 mark in the second half, which is in first place in the Eastern League's Northeast Division. The Rumble Ponies captured a first-half championship and qualified for the Eastern League postseason in September. Binghamton took two-of-three games at New Hampshire last weekend and after this week, Binghamton returns home to host Harrisburg. Binghamton's roster features 10 of the New York Mets' top-30 prospects: Jett Williams (1), Jonah Tong (2), Carson Benge (3), Ryan Clifford (6), Jonathan Santucci (11), Nick Morabito (16), Jacob Reimer (17), Chris Suero (20), Jack Wenninger (27) and Anthony Nunez (28).

Ponies Pitcher

Righty, and Mets' No. 11 prospect, Joander Suarez makes the start today for Binghamton. Over 14 appearances this season, Suarez is 5-2, with a 3.29 ERA (23 ER, 63.0 IP). Suarez last pitched on July 13 against Altoona, and allowed one run on three hits over six innings, with six strikeouts in a no-decision. Against Reading this season, Suarez is 0-1, allowing two-earned runs over 10 innings of work (1.80 ERA), with 10 strikeouts. Suarez spent most of last year with Binghamton, also appearing in two games with Syracuse (AAA). The 25-year old signed with the Mets in 2018 out of Venezuela as an International Free Agent.

2025 Against Binghamton

4/15: 12-2, W vs BNG	5/7: 9-7, L at BNG	7/22: 12:00 vs BNG	Overall: 4-7
4/16: 7-4, W vs BNG	5/8: 6-5, L at BNG	7/23: 7:00 vs BNG	Home: 2-4
4/17: 6-2, L vs BNG	5/10: 7-5, W at BNG	7/24: 7:00 vs BNG	Road: 2-3
4/18: 6-5, L vs BNG	5/10: 6-0, L at BNG	7/25: 7:00 vs BNG	2024: 7-11 (3-3 home; 4-7 away)
4/19: 6-1, L vs BNG	5/11: 3-2, W at BNG	7/26: 6:45 vs BNG	AVG: .231
4/20: 3-2, L vs BNG		7/27: 5:15 vs BNG	ERA: 4.24

ESTIBENZON JIMENEZ'S 2025 GAME LOG

GAME	RESULT	GS	ERA	IP	H	R	ER	K	AVG	BB	HR	P-S	LEFT
6/22 vs. HFD	L, 1-9	1	10.80	5.0	7	6	6	2	.350	3	2	73-45	1-6
6/28 @ RIC	W, 4-2	1	6.75	5.2	3	2	2	3	.244	1	2	93-67	4-2, 1 on
7/4 @ SOM	ND, 3-4	1	4.86	6.0	3	1	1	7	.210	3	0	93-57	1-1
7/13 @ CHE	W, 5-3	1	4.15	5.0	4	1	1	5	.210	1	0	89-57	3-1
Season	2-1	4	4.15	21.2	17	10	10	17	.210	8	4	348-226	
Career	2-1	4	4.15	21.2	17	10	10	17	.210	8	4	348-226	

ESTIBENZON JIMENEZ'S HIGHS

STAT	2025			CAREER	
	VALUE	DATE	VALUE	DATE	
IP	6.0	4x, 7/4/25 @ SOM	7.0	7/29/23 @ JUP	
SO	7	3x, 5/30/25 @ GVL	10	5/30/24 vs. BRK	
H	10	5/30/25 @ GVL	10	5/30/25 @ GVL	
R	6	3x, 5/30/25 @ GVL	8	4/14/24 @ HIC	
ER	6	3x, 5/30/25 @ GVL	8	4/14/24 @ HIC	
HR	3	5/30/25 @ GVL	3	5/30/25 @ GVL	
BB	3	4x, 7/4/25 @ SOM	6	8/26/23 @ LAK	
NP	93	2x, 6/28/25 @ RIC	96	8/26/23 @ LAK	

2025 Season:

- Began season Jersey Shore (A+); promoted to Reading (AA) on June 22
- Made Double-A debut June 22 vs Hartford (L, 5.0 IP, 7 H, 6 ER, 2 HR, 3 BB, 2 SO); matched season-highs in runs (6) and walks (3)
- Earned first Double-A win in second start June 28 at Richmond (5.2 IP, 3 H, 2 ER, BB, 3 SO)
- Best Double-A start came July 4 at Somerset, allowed one run over six innings, with seven strikeouts and three hits, but took a no-decision; matched season-high in SO (7) and NP (93)
- Earned second Double-A win on July 13 at Chesapeake, allowed one run over five innings. with five strikeouts
- In final start prior to call-up, went six-shutout innings, allowing two hits and striking out four in fifth win of season against Hudson Valley on June 17
- Other quality start this season came June 5 at Bowling Green (6.0 IP, 5 H, 3 ER, 2 BB, 6 SO)
- Went season-high six innings one other time, May 30 at Greenville, but allowed six runs on 10 hits, while picking up seven strikeouts, which matched season-high in strikeouts; credited with complete game as they lost in game one of doubleheader
- Tagged for six runs over four innings of work May 24 vs Brooklyn
- Struck out season-high seven batters Apr. 20 at Greensboro over 4.0 IP
- First win of season was Apr. 15 at Greensboro, tossed 2.1 innings out of bullpen
- First three, and eight of first nine outings were out of bullpen
- Started last five outings with Jersey Shore
- Had a 1.56 ERA (3 ER, 17.1 IP) over three June starts with Jersey Shore prior to promotion
- With two outs, opposing hitters are slashing .188/.242/.412 (.654 OPS)
- At time of promotion, was T-4th in South Atlantic League in wins (5), T-2nd in complete games (1) and T-2nd in winning percentage (.714)

2024 Season:

- Spent entire season with Jersey Shore (A+), making 27 appearances and 14 starts
- Posted a 4.73 ERA over 14 home games, compared to a 9.91 ERA in 13 road appearances
- Over six August appearances, had a 3.95 ERA (6 ER, 13.2 IP)
- Held RHH to a .235/.328/.376 (.704 OPS) slash line in 170 AB
- Registered season-high 5.2 IP in win on May 9 vs Wilmington (6 H, 2 ER, 3 BB, 7 SO)
- Compiled a career-best 10 strikeouts May 30 vs Brooklyn (4.0 IP)
- Pitched for Adelaide Giants in Australian Baseball League after the season

CAREER:

- Spent 2023 with Clearwater (A); finished season T-8th in Florida State League in starts, while leading Threshers in starts and IP
- Spent majority of 2022 with FCL-Phillies (ROK), but did finish season with Clearwater; was named FSL Pitcher of the Week on Sept. 11 after throwing five-shutout innings Sept. 6 vs Bradenton (1 H, 8 SO)
- Began pro career in 2021 with DSL-Phillies White (ROK); had lowest WHIP amongst Phillies Minor League pitchers (0.82) and second-lowest ERA (1.59)
- Did not pitch in 2020
- Signed by Phillies as International Free Agent in 2019 out of Venezuela

ESTIBENZON JIMENEZ'S SPLITS

SPLIT	2025									CAREER								
	IP	H	R	ER	K	BB	HR	ERA	P	IP	H	R	ER	K	BB	HR	ERA	P
Home	30.1	25	17	16	25	11	3	4.75	469	124.0	113	69	60	125	48	14	4.35	2061
Away	44.1	44	24	24	48	12	10	4.87	719	131.2	148	92	83	123	48	22	5.67	2187
Day	23.1	24	18	18	22	6	5	6.94	414	65.2	77	54	50	52	24	10	6.85	1138
Night	51.1	45	23	22	51	17	8	3.86	774	190.0	184	107	93	196	72	26	4.41	3110
vs Left	36.1	32	-	-	31	12	7	-	591	109.1	127	-	-	100	49	18	-	1953
vs Right	38.1	37	-	-	42	11	6	-	601	144.2	133	-	-	148	47	18	-	2304
March	-	-	-	-	-	-	-	-	-	-	-	-	-	-	-	-	-	-
April	12.2	13	10	10	20	5	3	7.11	236	33.0	35	27	24	42	10	5	6.55	582
May	23.0	28	17	17	23	6	5	6.65	371	66.2	76	44	40	74	24	15	5.40	1095
June	28.0	21	12	11	18	8	5	3.54	399	57.1	50	30	29	48	20	7	4.55	877
July	11.0	7	2	2	12	4	0	1.64	182	44.0	49	31	25	35	16	2	5.11	737
August	-	-	-	-	-	-	-	-	-	34.1	31	23	20	30	21	7	5.24	650
September	-	-	-	-	-	-	-	-	-	20.1	20	6	5	19	5	0	2.21	307
October	-	-	-	-	-	-	-	-	-	-	-	-	-	-	-	-	-	-

BATTERS VS PROBABLE PITCHERS

RUMBLE PONIES BATTERS VS ESTIBENZON JIMENEZ (CAREER)

PLAYER	G	AB	H	HR	RBI	2B	3B	SO	BB	IBB	AVG	OBP	SLG
--------	---	----	---	----	-----	----	----	----	----	-----	-----	-----	-----

FIGHTIN PHILS BATTERS VS JOANDER SUAREZ (CAREER)

PLAYER	G	AB	H	HR	RBI	2B	3B	SO	BB	IBB	AVG	OBP	SLG
Alex Binelas	1	1	0	0	1	0	0	0	0	0	1.000	.500	1.000
Cade Fergus	2	3	0	0	0	0	0	2	0	0	.000	.000	.000
Aidan Miller	2	5	2	0	0	1	0	1	0	0	.400	.400	.600
Robert Moore	4	9	2	1	2	0	0	2	1	0	.222	.273	.556
Leandro Pineda	1	2	0	0	0	0	0	2	0	0	.000	.000	.000
Felix Reyes	1	2	1	0	0	1	0	0	0	0	.500	.500	1.000
Caleb Ricketts	3	7	2	0	1	0	0	2	0	0	.286	.286	.286
Luis Verdugo	2	4	0	0	0	0	0	2	0	0	.000	.000	.000

FIGHTIN PHILS STARTERS VS RELIEVERS SEASON

PITCHING AS	W	L	ERA	IP	R	ER	SO	BB
Starters	16	25	4.24	399.1	211	188	379	155
Relievers	19	28	4.32	341.2	208	164	372	164

FIGHTIN PHILS PITCHERS VS RUMBLE PONIES

PLAYER	2025										CAREER					
	W	L	SV	G	IP	ERA	BB	SO	W	L	SV	G	IP	ERA	BB	SO
Nelson L. Alvarez	0	1	1	4	4.2	7.71	2	5	0	1	1	5	6.2	5.40	5	9
Andrew Bechtold	0	0	0	4	4.1	0.00	2	3	0	0	0	7	6.1	4.26	4	7
Jean Cabrera	1	0	0	2	11.0	0.82	4	15	2	0	0	3	16.2	2.16	4	18
Jack Dallas	0	0	0	3	3.2	7.36	1	2	0	0	0	3	3.2	7.36	1	2
Tristan Garnett	0	0	0	0	0	0	0	0	0	1	0	5	7.0	0.00	5	5
Charles King	0	0	0	2	8.0	3.38	1	9	0	0	0	2	8.0	3.38	1	9
Gunner Mayer	0	0	0	3	3.2	7.36	4	4	0	0	0	3	3.2	7.36	4	4
Tommy McCollum	0	0	0	1	1.0	9.00	0	0	1	0	2	9	8.2	5.19	2	10
Griff McGarry	0	1	0	1	4.0	0.00	4	3	0	3	0	4	17.1	1.56	13	24
Mitch Neunborn	0	0	0	2	4.0	2.25	0	5	0	0	0	6	9.0	4.00	3	11
Andrew Walling	0	0	1	2	2.1	0.00	2	4	0	0	1	4	4.2	0.00	4	7

FIGHTIN PHILS BULLPEN

#91 | Nelson L. Alvarez | RHP | DOB: 06-11-98 (27y)

2-4 | ERA: 5.51 | WHIP: 1.50

Games: 27 Saves / Opp: 4 / 8 Holds: 2 1st Batter / Retired: 27 / 15 IR / RS: 9 / 2 vs ALL: .276 (35-127)

vs LHB: .381 (16-42) vs RHB: .224 (19-85)

Last 5 Outings	Result	IP	H	R	ER	K	BB
7/20 vs. POR	ND	0.2	2	0	0	1	1
7/10 @ CHE	ND	1.0	2	3	1	1	0
7/4 @ SOM	BS,L	1.1	2	2	1	0	3
7/2 vs. SOM	ND	1.1	1	0	0	2	0
6/25 @ RIC	BS,L	1.0	3	3	3	0	0
Totals	0-2-0	5.1	10	8	5	4	4

2025: Earned second win of the season on June 17 vs Hartford (2.0 IP, BB, SO). Has gone season-high two innings five times, most recently June 20 vs Hartford. Allowed a walk-off home run on June 3 at Harrisburg to suffer the loss. Earned his first save of the season on May 11 at Binghamton. Took the loss and blown save on May 7 at Binghamton as he allowed a walk-off home run, which was the first home run he allowed this season. Did not allow a run from April 5 to May 4 (seven games/8.2 IP). Began season with Reading (AA) // **2024:** Began season in Rays system, pitching for Montgomery (AA) and Durham (AAA). **Traded to the Phillies on August 6.** and assigned to Reading, where he spent the rest of the season. Promoted to Lehigh Valley (AAA) at the end of the Double-A season. // **Career:** Split the 2023 season between Bowling Green (A+) and Montgomery. **Selected by the Rays in the Minor League Rule Five Draft in 2022 from the Yankees.** Spent all of 2022 with Hudson Valley (A+) and pitched in the Arizona Fall League after the season. Also spent 2021 with Hudson Valley. Made his pro debut in 2019. **Drafted by the Yankees in the 13th round of the 2019 draft out of South Florida.** Played for the Bulls in 2019. Pitched at Miami-Dade College from 2017-18.

#51 | Andrew Bechtold | RHP | DOB: 04-18-96 (29y)

0-3 | ERA: 3.90 | WHIP: 1.63

Games: 28 Saves / Opp: 2 / 3 Holds: 5 1st Batter / Retired: 28 / 15 IR / RS: 13 / 9 vs ALL: .252 (31-123)

vs LHB: .236 (13-55) vs RHB: .265 (18-68)

Last 5 Outings	Result	IP	H	R	ER	K	BB
7/19 vs. POR	S	1.0	0	0	0	3	0
7/13 @ CHE	ND	0.2	1	2	2	2	1
7/11 @ CHE	H	2.0	0	0	0	2	1
7/6 @ SOM	ND	1.0	0	0	0	2	0
7/4 @ SOM	H	1.0	1	0	0	3	1
Totals	0-0-1	5.2	2	2	2	12	3

2025: Picked up his second save of the season July 19 vs Portland, tossed 1-2-3 inning and struck out the side. Earned his first save of the season on June 29 at Richmond (1.1 IP, H, SO). Has thrown a season-high two innings three times, most recently on July 12 at Chesapeake. Struck out a season-high three batters twice, most recently on July 4 at Somerset. Loss and blown save on June 11 vs New Hampshire (0.2 IP, 4 H, 3 ER, BB, 2 SO); surrendered a season-high in hits and runs. Took his second loss on May 17 vs New Hampshire as he gave up two runs and a season-high three walks. **Signed with the Phillies as a minor league free agent on January 31.** // **2024:** Split season between New Hampshire (AAA) and Buffalo in the Blue Jays system. It was his first season as a pitcher only. **Signed by Toronto as a free agent before the season.** // **Career:** In the Minnesota Twins organization from 2017-23. Appeared in games as a pitcher in 2023, but still played in 73 games as a hitter. **Selected by the Twins in the fifth round of the 2017 draft out of Chipola Junior College (FL).** Spent 2017 at Chipola. Played at Maryland from 2015-16. From Chadds Ford, PA. Played high school baseball at Garnet Valley High School.

#57 | Jack Dallas | RHP | DOB: 12-18-98 (26y)

0-1 | ERA: 4.50 | WHIP: 1.41

Games: 21 Saves / Opp: 0 / 2 Holds: 1 1st Batter / Retired: 21 / 16 IR / RS: 7 / 1 vs ALL: .261 (36-138)
vs LHB: .265 (13-49) vs RHB: .258 (23-89)

Last 5 Outings	Result	IP	H	R	ER	K	BB
7/18 vs. POR	ND	1.2	4	3	3	2	0
7/11 @ CHE	L	0.2	2	1	0	2	1
7/6 @ SOM	ND	2.0	1	1	1	5	0
7/2 vs. SOM	ND	2.1	1	1	1	4	2
6/24 @ RIC	ND	1.2	1	1	1	0	2
Totals	0-1-0	8.1	9	7	6	13	5

2025: Tagged for three runs on four hits over 1.2 innings of work on July 19 vs Portland. Suffered his first loss of the season on July 11 at Chesapeake, allowed a walk-off hit in the bottom of the 10th, but the run was unearned. Started and went 2.0 IP on July 6 at Somerset; struck out a season-high five batters. Matched season-high in IP (2.0) and strikeouts at the time (4) on July 2 at Somerset. Matched season-high with 2.1 IP on June 19 vs Hartford, also suffered a blown save. Pitched final two innings on June 5 at Harrisburg in a Reading victory (2 H, 1 ER, 2 SO). Went a season-high 2.1 IP for the first time on May 4 vs Harrisburg. Struck out four batters on April 8 at Somerset (2.0 IP). // **2024:** Spent the majority of the season with Jersey Shore (A+) and was promoted to Reading (AA) on Sept. 10 and appeared in two games. // **Career:** Began 2023 with Clearwater (A) and was promoted to Jersey Shore (A+) on June 12. Began pro career with Clearwater in 2022. **Signed by the Phillies as an undrafted free agent in 2022 out of Lamar University.** Pitched for Lamar from 2018-22. Went to the same college as Phillies General Manager Preston Mattingly.

#7 | Jaydenn Estanista | RHP | DOB: 10-03-01 (23y)

0-0 | ERA: 1.69 | WHIP: 0.56

Games: 4 Saves / Opp: 1 / 1 Holds: 1 1st Batter / Retired: 4 / 3 IR / RS: 1 / 0 vs ALL: .000 (0-16)
vs LHB: .000 (0-5) vs RHB: .000 (0-11)

Last 5 Outings	Result	IP	H	R	ER	K	BB
7/20 vs. POR	ND	1.1	0	0	0	1	1
7/12 @ CHE	S	1.0	0	1	1	0	1
7/10 @ CHE	ND	1.0	0	0	0	1	1
7/5 @ SOM	H	2.0	0	0	0	3	0
Totals	0-0-1	5.1	0	1	1	5	3

2025: Earned his first Double-A save on July 12 at Chesapeake (1.0 IP, 0 H, ER, BB). Matched season-high in strikeouts (3) and set a season high in IP (2.0) in his Double-A debut on July 5 at Somerset. **Assigned to Reading (AA) on July 4 from Jersey Shore (A+).** Appeared in 21 games for BlueClaws, going 1-1, with a 3.57 ERA (9 ER, 22.1 IP); along with 23 strikeouts and 13 walks. Posted a 1.13 ERA (1 ER, 8.0 IP) over eight April outings. With Jersey Shore, limited RHH to a .178/.288/.244 (.532 OPS) slash line. // **2024:** Split season between Clearwater (A) and Jersey Shore. Promoted to BlueClaws on June 20. Limited RHH to a .129 average (13-101). // **Career:** Appeared in one game for the Netherlands in the 2023 World Baseball Classic. Split 2023 between Clearwater and FCL-Phillies (ROK). Spent the entire 2022 season with FCL-Phillies (ROK) and held RHH to a .118 average (6-68), Began his pro career with the DSL-Phillies White (ROK) in 2021. **Signed with the Phillies in 2019 as an international free agent out of Curacao.**

#38 | Tristan Garnett | LHP | DOB: 03-29-98 (27y)

0-0 | ERA: 0.00 | WHIP: 1.33

Games: 3 Saves / Opp: 0 / 0 Holds: 1 1st Batter / Retired: 3 / 2 IR / RS: 3 / 0 vs ALL: .100 (1-10)
vs LHB: .167 (1-6) vs RHB: .000 (0-4)

Last 5 Outings	Result	IP	H	R	ER	K	BB
7/20 vs. POR	ND	1.0	0	0	0	1	1
7/13 @ CHE	H	1.0	0	0	0	1	1
7/10 @ CHE	ND	1.0	1	0	0	2	1
Totals	0-0-0	3.0	1	0	0	4	3

- 2025:** Has not allowed a run over the first three Reading appearances this season. **Activated off 60-day IL on July 8 and assigned to Reading (AA).** Made his season debut on June 10 at Chesapeake. Began the season on the injured list with an oblique injury and rehabbed with Clearwater (A). // **2024:** Spent the majority of the season with Reading (AA). On IL from July 9 to September 4 and rehabbed with Clearwater. Promoted to Lehigh Valley (AAA) on Sept. 18 and made one appearance with the IronPigs. Held opposing hitters to a .197 batting average. Allowed 4 ER over 0.2 IP on July 5 vs Somerset; his ERA would go from 2.87 to 1.79 without that July 5 game factored in. Did not allow an ER in 29-of-34 appearances. Pitched in the Arizona Fall League after the season. // **Career:** Split 2023 between Jersey Shore (A+) and Reading, then pitched in the Arizona Fall League after the season. Finished 2023 tied for eighth in the Phillies system in appearances (46), fourth in ERA (1.94), and third in WHIP (1.04). Split 2022 between Clearwater and Jersey Shore, ranking third in the organization with a 1.80 ERA. Began his pro career with FCL-Phillies (ROK) in 2021. **Signed with the Phillies in 2021 as an undrafted free agent in 2021 out of Cal State Dominguez Hills.** Pitched at Cal State Dominguez Hills from 2019-20. Began college career in 2018 at Linn-Benton Benton College.

#23 | Gunner Mayer | RHP | DOB: 07-27-00 (24y)

2-3 | ERA: 4.18 | WHIP: 1.42

Games: 25 Saves / Opp: 1 / 3 Holds: 3 1st Batter / Retired: 25 / 17 IR / RS: 7 / 3 vs ALL: .202 (24-119)
vs LHB: .296 (16-54) vs RHB: .123 (8-65)

Last 5 Outings	Result	IP	H	R	ER	K	BB
7/19 vs. POR	H	1.0	1	0	0	1	1
7/12 @ CHE	ND	1.0	0	0	0	1	0
7/6 @ SOM	ND	1.1	0	0	0	0	1
7/2 vs. SOM	ND	1.1	1	1	1	3	0
6/27 @ RIC	ND	1.0	0	0	0	2	0
Totals	0-0-0	5.2	2	1	1	7	2

2025: Limiting RHH to a .123/.272/.169 (.441 OPS) slash line and they're just 8-65 overall. Second win came on June 5 at Harrisburg (2.0 IP, 2 H, 0 ER, BB, 2 SO. Went a season-high 3.0 IP on May 21 at Portland, along with a season-high four strikeouts. Struck out three hitters over 2.0 IP on May 17 at New Hampshire. Suffered a blown save on May 10 at Binghamton as he threw two wild pitches and walked three hitters, while allowing three earned runs. Did not allow an earned run over his first five outings, spanning 6.0 IP. // **2024:** Spent the majority of the season with Jersey Shore (A+), making 41 appearances out of the bullpen. Promoted to Reading (AA) on Sept. 10 and appeared in two games. Earned his first two pro saves on May 21 and 24 at Aberdeen. // **Career:** Spent 2023 with Jersey Shore and was tied for the staff lead in starts. Pitched for Clearwater in 2022 and also made a rehab appearance with FCL-Phillies (ROK). Also pitched for Clearwater in 2021. Made his pro debut in 2019 with GCL-Phillies West (ROK). **Selected by the Phillies in the fifth round of the 2019 draft out of San Joaquin Delta Junior College (CA).** Pitched at San Joaquin Delta in 2019.

#55 | Tommy McCollum | RHP | DOB: 06-08-99 (26y)

0-2 | ERA: 2.45 | WHIP: 0.85

Games: 21 Saves / Opp: 6 / 8 Holds: 2 1st Batter / Retired: 21 / 15 IR / RS: 4 / 0 vs ALL: .176 (19-108)
vs LHB: .167 (7-42) vs RHB: .182 (12-66)

Last 5 Outings	Result	IP	H	R	ER	K	BB
7/20 vs. POR	ND	1.0	2	2	1	3	0
7/18 vs. POR	S	1.2	2	0	0	4	0
7/13 @ CHE	S	1.1	1	0	0	1	1
7/11 @ CHE	BS	1.0	3	1	1	3	0
7/5 @ SOM	BS,L	0.1	3	3	3	0	2
Totals	0-1-2	5.1	11	6	5	11	3

2025: Picked up sixth save of season, and second-straight, in five-out save on July 19 vs Portland. Picked up his fifth save of the season July 13 at Chesapeake (1.1 IP, H, BB, SO). Suffered blown saves in back-to-back appearances on July 5 and July 11, which were the first two blown saves in his Double-A career. Earned the third six-out save of his career on June 28 at Richmond and had another two-inning save on July 3 vs Somerset. Picked up his second save on June 24 at Richmond, while striking out three. Allowed his first run in 10 innings on June 17 vs Hartford; struck out the side in the same inning. His first save of the season was on June 12 vs New Hampshire. Suffered the loss on June 10 vs New Hampshire as he allowed an unearned run to score in the 10th inning without allowing any hits. **Began season with Jersey Shore (A+) and assigned to Reading (AA) on May 1.** Pitched in seven games with BlueClaws. // **2024:** Spent all of 2024 with Reading. Appeared in 42 games and was a perfect 10-for-10 in save opportunities. // **Career:** Began 2023 with Jersey Shore and was promoted to Reading on July 26, where he pitched for the remainder of the season. Spent all of 2022 with Clearwater (A) as he struck out 44.1% of the batters he faced. **Signed with the Phillies as an undrafted free agent in 2021 out of Wingate University.** Pitched at Division-II Wingate from 2019-21, winning the National Championship in 2021.

#92 | John McMillon | RHP | DOB: 01-27-98 (27y)

0-1 | ERA: 4.91 | WHIP: 1.43

Games: 15 Saves / Opp: 1 / 4 Holds: 0 1st Batter / Retired: 15 / 12 IR / RS: 5 / 3 vs ALL: .196 (11-56)
vs LHB: .174 (4-23) vs RHB: .212 (7-33)

Last 5 Outings	Result	IP	H	R	ER	K	BB
7/20 vs. POR	ND	1.0	0	0	0	2	0
7/10 @ CHE	ND	1.0	1	0	0	1	0
7/4 @ SOM	BS	1.0	1	1	1	2	0
6/29 @ RIC	ND	1.0	1	2	2	0	2
6/25 @ RIC	ND	1.0	0	0	0	1	2
Totals	0-0-0	5.0	3	3	3	6	4

2025: Did not allow an ER from June 8-25 (5.2 IP), then allowed two earned runs on June 29 at Richmond. Went a season-high two innings on June 15 vs New Hampshire and matched a season-high with two strikeouts. Suffered the loss and the blown save on June 4 at Harrisburg as he allowed a walkoff home run. Earned his first save with Reading on May 27 vs Erie. Was credited with a blown save in his first Reading appearance on May 15, as he allowed three runs over 0.1 IP. **Assigned to Reading (AA) on May 13 from Lehigh Valley (AAA).** Posted a 14.29 ERA over 5.2 IP and 10 strikeouts with the IronPigs to begin the season. **Claimed off waivers by the Phillies from the Marlins on November 4, 2024.** // **2024:** Split the season between the Royals and the Marlins organizations. Claimed by Miami on August 2 and optioned to Jacksonville (AAA). Recalled by Miami on August 9 and posted a 1.50 ERA over 10 appearances (12.0 IP) // **Career:** Split 2023 between three levels in the Royals system, along with pitching in four games for Kansas City. **Made his MLB debut on August 17, 2023.** Pitched in the Royals system from 2020-23. **Signed with Kansas City as a free agent in 2020 out of Texas Tech.** Pitched for the Red Raiders from 2017-20.

| Adonis Medina (ah-DON-iss meh-DEEN-ah) | RHP | DOB: 12-18-96 (28y)

0-0 | ERA: - | WHIP: -

Games: - Saves / Opp: - / - Holds: - 1st Batter / Retired: - / - IR / RS: - / - vs ALL: - vs LHB: - vs RHB: -

Last 5 Outings	Result	IP	H	R	ER	K	BB
-	-	-	-	-	-	-	-
Totals	--	-	-	-	-	-	-

2025: Began season with Tacoma (AAA) in the Seattle organization. Had a 5.03 ERA over 27 appearances with the Rainiers. **Released by the Mariners on July 23 and signed with the Phillies on July 4.** Posted a 4.50 ERA over four appearances with Lehigh Valley. **Assigned to Reading (AA) on July 22.** // **2024:** Spent season in the Nationals organization, pitching for Rochester (AAA). Went 8-3, with a 3.76 ERA over 49 appearances. // **Career:** Did not pitch in 2023. Spent 2022 in the Mets system, splitting the season between Syracuse (AAA) and made 14 appearances for the Mets. With the Phillies from 2014-21. Pitched for Reading (AA) in 2019, going 7-7, with a 4.94 ERA over 22 appearances (21 starts). Made his Major League debut in 2020 with Phillies, making one start. Appeared in four games with the Phillies in 2021. **Signed by the Phillies as an International Free Agent in 2014 out of the Dominican Republic.**

#30 | Mitch Neunborn | RHP | DOB: 06-27-97 (28y)

3-1 | ERA: 2.83 | WHIP: 0.84

Games: 15 Saves / Opp: 0 / 0 Holds: 4 1st Batter / Retired: 15 / 8 IR / RS: 7 / 3 vs ALL: .170 (17-100)
vs LHB: .211 (8-38) vs RHB: .145 (9-62)

Last 5 Outings	Result	IP	H	R	ER	K	BB
7/20 vs. POR	L	1.0	1	1	0	0	0
7/12 @ CHE	L	3.2	8	8	8	6	0
7/2 vs. SOM	ND	1.0	0	0	0	2	1
6/26 @ RIC	W	4.0	2	0	0	5	1
6/20 vs. HFD	L	4.1	5	5	5	3	1
Totals	1-3-0	14.0	16	14	13	16	3

2025: Suffered loss on July 20 vs Portland, as he allowed an inherited runner to score in the top of the 12th inning. Has swung between starter and reliever this season. Matched or surpassed career highs in hits (8), runs (8), and home runs (4) on July 12 at Chesapeake; he did strike out a season-high six batters in the loss to the Baysox. Made his Triple-A debut in a start with Lehigh Valley (AAA) on July 6 at Scranton/Wilkes-Barre (4.1 IP, 4 H, 2 ER, BB, 2 SO). Picked up his third win on June 26 at Richmond in relief (4.0 IP, 2 H, BB, 5 SO). Matched season-high in IP (4.1) on June 20 vs Hartford, but allowed five hits and five runs. Between two starts on June 10 and 15 vs New Hampshire (7.0 IP, 8 H, 1 ER, 8 SO). Went four innings in a start on June 5 at Harrisburg, allowed no runs on one hit, with three strikeouts. Allowed four runs and three home runs in a relief appearance on May 31 vs Erie. Earned his first win of the season on May 18 vs New Hampshire as he struck out five and allowed one earned run over 3.0 IP. // **2024:** Began season with Reading (AA) and was assigned to Jersey Shore (A+) on June 1. Worked primarily as a starter for BlueClaws and was promoted back to Reading and made a start on Sept. 12. // **Career:** Made affiliated debut in 2023 with Jersey Shore. **Signed with the Phillies in June of 2023 as a free agent.** Pitched for Australia in the 2023 World Baseball Classic. Pitched in the Australian Baseball League from 2019-22.

#31 | Andrew Walling | LHP | DOB: 10-29-99 (25y)

1-3 | ERA: 4.50 | WHIP: 1.27

Games: 23 Saves / Opp: 4 / 5 Holds: 6 1st Batter / Retired: 23 / 18 IR / RS: 8 / 2 vs ALL: .202 (20-99)
vs LHB: .242 (8-33) vs RHB: .182 (12-66)

Last 5 Outings	Result	IP	H	R	ER	K	BB
7/20 vs. POR	ND	1.0	0	0	0	0	0
7/18 vs. POR	H	0.2	1	0	0	1	0
7/13 @ CHE	H	1.0	0	0	0	1	0
7/10 @ CHE	W	2.0	0	0	0	2	1
7/6 @ SOM	ND	1.0	2	1	0	2	0
Totals	1-0-0	5.2	3	1	0	6	1

2025: Went a season-high 2.0 IP on July 10 at Chesapeake and did not allow a run or hit in his first win of the season. **Has not allowed an earned run over his last eight appearances (11.0 IP), dating back to June 22.** Earned his fourth save of the season on June 26 at Richmond. Surrendered a season-high three hits and three runs on June 15 vs New Hampshire. Picked up his third save on June 7 at Harrisburg, as he pitched a perfect ninth inning with two strikeouts. Was on the 7-day IL from Apr. 30-May 27 with left shoulder inflammation and rehabbed with Jersey Shore (A+). Posted a four-out save on April 16 vs Binghamton. Picked up his first save of the season on April 8 at Somerset. // **2024:** Split the season between Jersey Shore (A+) and Reading. Went 7-0, with a 1.73 ERA and six saves with the BlueClaws. // **Career:** Split 2023 season between Clearwater (A) and Jersey Shore. **Signed with the Phillies as an undrafted free agent in 2022 out of Mississippi State.** Pitched for Mississippi State in 2022. Spent 2021 with Eastern Oklahoma State College and 2019-20 with Oregon State.

FIGHTIN PHILS HITTERS

#36 | Alex Binelas | 1B | B/T: L/R | DOB: 05-26-00 (25y)

.280 / .345 / .472 | HR: 5 | RBI: 24

vs ALL: .280 (35-125), 5 HR, 24 RBI vs LHP: .269 (7-26), 2 HR, 3 RBI vs RHP: .283 (28-99), 3 HR, 21 RBI RISP: .351 (13-37), 2 HR, 21 RBI

Curr. Homestand: .000 (0-7), 2BB, 3K Prev. Road Trip: .261 (6-23), HR, 4RBI, BB, 9K

2025: Clubbed his fifth home run of the season on July 13 at Chesapeake; had two hits and two runs in the game. **From June 11-July 11 (23 games), posted a slash line of .329/.370/.537 (.907 OPS), with 13 runs, five doubles, four home runs, and 22 RBI.** Two doubles on June 21 vs Hartford; it was the seventh multi-double game of his career. Fourth two-home run game of his career on June 19 vs Hartford (LAST: 6/22/23 - POR vs REA). Nine RBI during the week of June 10-15, which was the most RBI in the Eastern League for the week. On June 12 vs New Hampshire, he had two hits, a run, a home run, and five RBI; it was his first Reading home run and a career-high five RBI. **Signed by the Phillies on May 27 and assigned to Reading (AA).** Began season with Red Sox system, playing 13 games with Worcester (AAA). **Released by Boston on May 23.** // 2024: Spent most of the season with Portland (AA), appearing in 88 games; also played three games with Worcester. // **Career:** Spent all of 2023 with Portland. Made Red Sox organizational debut with Greenville (A+) in 2022, before being promoted to Portland. **Traded from Brewers to Red Sox in 2021 along with Jackie Bradley Jr. and David Hamilton, for Hunter Renfroe.** Spent first pro season with ACL-Brewers and Carolina. **Drafted by Milwaukee in third round in 2021 out of Louisville.** Played at Louisville from 2019-21.

#3 | Erick Brito | SS | B/T: R/R | DOB: 05-25-02 (23y)

.174 / .208 / .174 | HR: 0 | RBI: 1

vs ALL: .174 (4-23), 0 HR, 1 RBI vs LHP: .200 (2-10), 0 HR, 1 RBI vs RHP: .154 (2-13), 0 HR, 0 RBI RISP: .250 (1-4), 0 HR, 1 RBI

Curr. Homestand: .286 (2-7), RBI, SB, 2K Prev. Road Trip: .111 (1-9), 4K

2025: **Assigned to Reading (AA) on July 2 from Lehigh Valley (AAA).** Appeared in 44 games for IronPigs, slashing .258/.349/.328 (.677 OPS), with seven doubles, one triple, 17 RBI, and 7-10 in stolen bases. // 2024: Split 2024 between Jersey Shore (AA) and Reading (AA), hit .234 over 11 games between the two levels. // **Career:** Began 2023 with Clearwater (A) before being promoted to Jersey Shore for the remainder of the season. Spent all of 2022 with Clearwater, appearing in 97 games. Played all of 2019 and '21 with DSL-Phillies White (ROK). **Signed by Phillies as an international free agent in 2018 out of Venezuela.**

#5 | Dylan Campbell | CF | B/T: R/R | DOB: 07-02-02 (23y)

.190 / .282 / .333 | HR: 2 | RBI: 6

vs ALL: .190 (12-63), 2 HR, 6 RBI vs LHP: .267 (4-15), 1 HR, 2 RBI vs RHP: .167 (8-48), 1 HR, 4 RBI RISP: .182 (4-22), 1 HR, 5 RBI

Curr. Homestand: .200 (2-10), HR, 3RBI, 2BB, 3K Prev. Road Trip: .059 (1-17), 2B, RBI, 4K

2025: Hit second Double-A home run on July 20 vs Portland; it was a game-tying two-run home run in the bottom of the 11th. Had a Double-A high two hits, two stolen bases, and his first home run on July 4 at Somerset. Hit his first Double-A double on June 29 at Richmond. **Assigned to Reading (AA) on June 24.** Over 58 games with Jersey Shore (A+), he slashed .221/.30/.390 (.692 OPS), with 30 runs, 11 doubles, two triples, seven home runs, and 35 RBI. Hit .323, with two home runs and nine RBI over 16 June games. **Traded from Dodgers to Phillies on January 17.** // 2024: Spent all of 2024 with Great Lakes (A+), appearing in 115 games. Played all three outfield spots. // **Career:** Began pro career in 2023 with ACL-Dodgers (ROK), then was promoted to Rancho Cucamonga (A) for the remainder of the season on August 8. **Drafted by the Dodgers in Round 4C of the 2023 draft out of Texas.** Played for the Longhorns from 2021-23. Played football in high school, rushing for 1,569 yards and 21 touchdowns as a senior in 2019.

#6 | Carson DeMartini | SS | B/T: L/R | DOB: 12-27-02 (22y)

.224 / .318 / .319 | HR: 1 | RBI: 7

vs ALL: .224 (26-116), 1 HR, 7 RBI vs LHP: .091 (2-22), 0 HR, 0 RBI vs RHP: .255 (24-94), 1 HR, 7 RBI RISP: .079 (3-38), 0 HR, 6 RBI

Curr. Homestand: .222 (2-9), 2B, BB, SB, 2K Prev. Road Trip: .167 (4-24), 2B, BB, 8K

2025: Hit his first Double-A home run on July 6. **Season-best 15-game on-base streak from 6/20-7/11; tied for the second-longest R-Phils on-base streak this season.** Currently ranks fifth in the Phillies organization with 28 stolen bases; has 10 stolen bases since Double-A debut on June 10. Double-A high three RBI on July 2 vs Somerset. Fourth-career game with two doubles on June 24 vs Richmond. First Double-A week from June 10-15; slashed .320/.370/.360 (.730 OPS), with four runs, a double, an RBI, and five stolen bases. **Promoted to Reading (AA) after beginning the season with Jersey Shore (A+).** Played 53 games with BlueClaws and slashed .284/.402/.474 (.876 OPS), with 34 runs, 10 doubles, one triple, eight home runs, 30 RBIs, and 18-23 in stolen bases. **Opened the season as the Phillies' No. 15 Prospect and hit a game-winning home run in the Spring Breakout Game.** // 2024: Began pro career playing 24 games with Clearwater (A), slashing .315/.385/.478 (.863 OPS). // **Career:** **Drafted by the Phillies in the fourth round of the 2024 draft out of Virginia Tech.** Played for the Hokies from 2022-24.

#49 | Nick Dunn | 3B | B/T: L/R | DOB: 01-29-97 (28y)

.240 / .296 / .440 | HR: 1 | RBI: 3

vs ALL: .240 (6-25), 1 HR, 3 RBI vs LHP: .167 (1-6), 0 HR, 1 RBI vs RHP: .263 (5-19), 1 HR, 2 RBI RISP: .250 (2-8), 0 HR, 2 RBI

Curr. Homestand: .200 (1-5), RBI Prev. Road Trip: .154 (2-13), 2B, HR, 2RBI, BB, K

2025: Hit his first home run with Reading on July 11 at Chesapeake. With Lehigh Valley (AAA) from June 19-July 9, hit .265, with one home run and three RBI over 10 games. Made his Reading (AA) debut on June 17 vs Hartford, had a double and three hits in his first two Reading games. **Traded from Mariners to Phillies on June 14 for cash considerations.** Played 29 games for Tacoma (AAA) to start the season. **Signed by the Mariners on Oct. 15, 2024, after being released by the Cardinals on Sept. 26, 2024.** // 2024: Spent all of 2024 with Memphis (AAA) in the Cardinals organization. Hit .316, with eight home runs and 42 RBI (.841 OPS). // **Career:** Split 2023 between Springfield (AA) and Memphis. Spent all of 2022 and '21 with Springfield. Split 2018 between State College (A-Short) and Peoria (A-Full) to begin pro career. **Selected by the Cardinals in the fifth round of 2018 draft out of Maryland.** Played for Terrapins from 2016-18.

#0 | Cade Fergus | OF | B/T : R/R | DOB: 08-22-00 (24y)

.162 / .283 / .364 | HR: 9 | RBI: 22

vs ALL: .162 (28-173), 9 HR, 22 RBI vs LHP: .250 (8-32), 3 HR, 8 RBI vs RHP: .142 (20-141), 6 HR, 14 RBI RISP: .122 (6-49), 2 HR, 12 RBI

Curr. Homestand: .100 (1-10), HR, 2RBI, 6K Prev. Road Trip: .417 (5-12), 2B, HR, 4RBI, BB, 6K

2025: Clubbed his team-leading ninth home run of the season on July 19 vs Portland. Tied with Otto Kemp for most home runs in Phillies organization with 14. Hit a double, scored two runs, and slugged a grand slam on July 10 at Chesapeake; it was the fourth grand slam of his career, and he tied a career-high with four RBI. Matched season-high in hits (3), doubles (1), and RBI (2) on May 15 vs New Hampshire. With Lehigh Valley (AAA) from April 22-May 6, hit .407 with five home runs and 13 RBI over eight games with IronPigs. Hit game-tying home run at Somerset on April 13 in the top of the ninth inning. // 2024: Split season between three levels in Phillies system; appearing in games with Jersey Shore (A+), Lehigh Valley (AAA), and Reading. // Career: Spent most of 2023 with Clearwater (A), then was promoted to Jersey Shore on May 6. Led Threshers in home runs and ranked T-8th in FSL in HR's in 2023. Baseball America ranked him as having the best arm in the Phillies organization following the 2023 season. Began pro career with Clearwater in 2022. Drafted by the Phillies in 13th round of the 2022 draft out of George Washington. Played for Colonials from 2019-22.

#44 | Paul McIntosh | C | B/T : R/R | DOB: 11-20-97 (27y)

.306 / .383 / .516 | HR: 6 | RBI: 25

vs ALL: .306 (38-124), 6 HR, 25 RBI vs LHP: .310 (9-29), 2 HR, 3 RBI vs RHP: .305 (29-95), 4 HR, 22 RBI RISP: .316 (12-38), 1 HR, 18 RBI

Curr. Homestand: .583 (7-12), 4 2B, HR, 4RBI, BB Prev. Road Trip: .500 (5-10), 2B, RBI, BB, K

2025: Sixth home run of season on July 20 vs Portland. Had three hits, one run, a double, and two RBI on July 19 vs Portland. Currently on a season-high eight-game hit streak and 12-game on-base streak. Two hits, a double, and an RBI on July 12 at Chesapeake. Matched season-high with two walks July 5 at Somerset. Stole first base of the season on July 3 at Somerset. Fifth home run of the season, July 28 at Richmond. Drove in two runs with a double on June 13 vs New Hampshire. Hit a season-high two home runs and matched a season-high with three RBI June 7 at Harrisburg; was the third two-home run game of his career. Had a season-high in hits (3), runs (2), doubles (1), along with two RBI on May 15 vs New Hampshire. On 7-day IL from 4/11-5/6 with left knee patellar tendinopathy; rehabbed with Jersey Shore (A+). Had an RBI in the first four games of the season from 4/5-9. Home run and three RBI in Phillies organizational debut, Apr. 5 vs Portland. Acquired by the Phillies from the Marlins, along with Jesus Luzardo, for Starlyn Caba and Emaarion Boyd. // 2024: Spent entire season with Pensacola (AA), appearing in 117 games. Invited to Marlins' big-league spring training. Finished season with career-highs in games, at-bats, hits, and RBI. // Career: Split 2023 between Pensacola (AA), Jacksonville (AAA), and Jupiter (A). Played 90 games for Pensacola in 2022. Began pro career with FCL-Marlins (ROK) in 2021; promoted to Jupiter (A) on Aug. 12. // College: Played at West Virginia from 2019-21. Began college career at Motlow State CC (TN) in 2018. Signed with Miami as an undrafted free agent in 2021. Originally drafted by the Angels in the 34th round in 2018, but did not sign.

#18 | Hendry Mendez | OF | B/T : L/L | DOB: 11-07-03 (21y)

.287 / .367 / .437 | HR: 7 | RBI: 40

vs ALL: .287 (77-268), 7 HR, 40 RBI vs LHP: .316 (12-38), 2 HR, 4 RBI vs RHP: .283 (65-230), 5 HR, 36 RBI RISP: .282 (24-85), 3 HR, 35 RBI

Curr. Homestand: - Prev. Road Trip: .333 (5-15), HR, 2RBI, 2BB, SB, 3K

2025: Three hits, a run, a home run and two RBI on July 12 at Chesapeake, reaching back four times. Current EL Ranks: 6th AVG (.287), 7th OBP (.367), 8th OPS (.804) and 9th hits (77). Hit his seventh home run of the season on July 12 at Chesapeake, surpassing his home run total from any other season in his career. Hit for the first cycle in R-Phils history on June 20 vs Hartford (4-4, 3R, 2B, 3B, HR, 3 RBI). Season-high 15-game on-base streak from May 11-27. Fourth home run of the season and tied a career-high with four RBI on May 21 at Portland. Season-high two doubles on April 13 at Somerset, which tied a career-high for the third time in his career. // 2024: Spent entire season with Jersey Shore (A+), playing in 90 games. // Career: Traded from Brewers to Phillies, with Robert Moore, for Oliver Dunn in November of 2023. Spent 2023 with Wisconsin (A+) and played in the Arizona Fall League after the season. Played for Carolina (A) in 2022. Split 2021 between DSL-Brewers (ROK) and ACL-Brewers (ROK). Named Milwaukee's Complex Player of the Year in 2021. Signed by the Brewers as an international free agent in 2021 out of the Dominican Republic.

#10 | Aidan Miller | SS | B/T : R/R | DOB: 06-09-04 (21y)

.224 / .343 / .362 | HR: 8 | RBI: 22

vs ALL: .224 (60-268), 8 HR, 22 RBI vs LHP: .178 (8-45), 0 HR, 2 RBI vs RHP: .233 (52-223), 8 HR, 20 RBI RISP: .204 (11-54), 2 HR, 15 RBI

Curr. Homestand: .000 (0-12), BB, SB, 5K Prev. Road Trip: .176 (3-17), HR, RBI, 4BB, 3SB, 5K

2025: Currently ranks 1st in Eastern League and Phillies organization in stolen bases (35). Hit his eighth home run of the season on July 13 at Chesapeake. First R-Phil to steal 31+ bases in a season since Roman Quinn in 2016. He is tied for sixthin the Eastern League in walks (45) and leads the Fightin Phils. Had the fifth two-double game of career June 29 at RIC (LAST: 5/17/24 - CLR vs DBT). DNP from June 12-20. Hit his fifth home run of the season on May 30 vs Erie, traveled 413 feet, and had a 114 MPH exit velocity. Over 24 May games, slashed .284/.364/.432 (.796 OPS), with four doubles, three home runs, and eight RBI. Had season-best 16-game on-base streak from Apr. 12-May 2. Began the season with Reading (AA) and entered 2025 ranked as the Phillies' No. 2 Prospect and No. 21 in MiLB. Played for the Phillies in the 2025 Spring Breakout game on March 14 vs the Pirates and appeared as SS and 3B. Opened season as Phillies No. 2 Prospect // 2024: Split season between three levels in Phillies system, beginning with Clearwater (A). Promoted to Jersey Shore (A+) on June 11 and Reading on Sept. 3. Played in the All-Star Futures Game in Arlington, TX, along with Justin Crawford. Named South Atlantic League Player of the Month for August. // 2023: Began pro career with FCL-Phillies (ROK) and was promoted to Clearwater on Aug. 24. Reached base in 19-of-20 games with Threshers. // High School/Personal: Selected by Phillies in first round (27th overall) out of Mitchell High School (FL); signed for \$3.1 million. Committed to play collegiately at Arkansas. Missed the start of the senior season due to a broken hamate bone.

#58 | Robert Moore | 2B | B/T : S/R | DOB: 03-31-02 (23y)

.204 / .301 / .342 | HR: 5 | RBI: 26

vs ALL: .204 (46-225), 5 HR, 26 RBI vs LHP: .147 (5-34), 1 HR, 4 RBI vs RHP: .215 (41-191), 4 HR, 22 RBI RISP: .269 (14-52), 1 HR, 20 RBI

Curr. Homestand: .000 (0-5), 3K Prev. Road Trip: .143 (1-7), K

2025: Fourth two-double game of the season on June 21 vs Hartford. Back-to-back two-double games on June 10-11 vs New Hampshire **were the first time a R-Phil had two doubles in back-to-back games since Johan Rojas from Sept. 1-2, of 2022.** Hit a game-winning, two-run triple in the top of the ninth on May 25 at Portland; it was his first triple of the season. From May 7-11 at Binghamton (five games): .389/.476/.778 (1.254 OPS), with seven runs, four doubles, one home run, and two RBI. Hit his first home run from the right side since 2023 on May 1 vs Harrisburg. From Apr. 15-20 vs Binghamton (five games): .385/.471/.923 (1.394 OPS), with four runs, a double, two home runs, and seven RBI. On April 15 vs Binghamton, he matched a career-high in runs (3), home runs (2), and RBI (5); **first game with two home runs and five RBI since June 1, 2024, at Hartford.** Opened season with Reading (AA) for the second-straight season. // **2024:** Spent all of 2024 with Reading, appearing in 107 games. On June 1, 2024, at Hartford, he hit two home runs, including a grand slam, scored two runs, had five RBI, and stole two bases. **Acquired from Brewers, with Hendry Mednez, for Oliver Dunn in November of 2023.** // **Career:** Spent 2023 with Wisconsin (A+) in the Brewers organization. Began pro career in 2022 between ACL-Brewers (ROK) and Carolina (A). **Selected by Milwaukee in the CB-B Round of the 2022 draft out of Arkansas.** Played for Razorbacks from 2020-22.

#2 | Leandro Pineda | OF | B/T : L/L | DOB: 06-04-02 (23y)

.201 / .289 / .329 | HR: 5 | RBI: 22

vs ALL: .201 (47-234), 5 HR, 22 RBI vs LHP: .194 (6-31), 1 HR, 6 RBI vs RHP: .202 (41-203), 4 HR, 16 RBI RISP: .154 (10-65), 1 HR, 17 RBI

Curr. Homestand: .333 (1-3), K Prev. Road Trip: .286 (4-14), 2B, HR, 4RBI, 3BB, 4K

2025: Hit his fifth home run of the season on July 11 at Chesapeake. Had a double, a run, and two RBI on July 10 at Chesapeake. Hit a double, his fourth home run of the season, and a season-high three RBI on June 17 vs Hartford. Over 25 May games, he slashed .292/.350/.444 (.794 OPS), with 10 runs, eight doubles, one home run, and seven RBI. Had a nine-game hit streak from May 15-23: .433/.485/.633 (1.118 OPS), with seven runs, six doubles, and three RBI. Had a season-high three hits on May 17 vs New Hampshire. Walk-off hit on May 15 vs New Hampshire. Hit his first home run of the season on May 1 vs Harrisburg. // **2024:** Played the majority of the season with Jersey Shore (A+). Appeared in 78 games before being promoted to Reading (AA) on July 16. Played on 60-day IL on August 6 and missed the remainder of the season. // **Career:** Spent all of 2023 with Jersey Shore. The majority of 2022 with Clearwater (A), then was promoted to Jersey Shore on Aug. 25. Spent 2021 with FCL-Phillies (ROK) and began pro career in 2019 with DSL-Phillies (ROK). **Signed by Phillies as international free agent in 2018 out of Venezuela.**

#29 | Felix Reyes | RF | B/T : R/R | DOB: 03-26-01 (24y)

.298 / .333 / .539 | HR: 8 | RBI: 22

vs ALL: .298 (53-178), 8 HR, 22 RBI vs LHP: .314 (11-35), 2 HR, 5 RBI vs RHP: .294 (42-143), 6 HR, 17 RBI RISP: .217 (10-46), 2 HR, 13 RBI

Curr. Homestand: .167 (2-12), 2B, BB, SB, 3K Prev. Road Trip: -

2025: Two hits, including a triple, and season-high two stolen bases on July 5 at Somerset. **Named Phillies Minor League Hitter of June;** over 18 games, slashed .324/.360/.620 (.980 OPS), with 14 runs, five doubles, two triples, four home runs, and nine RBI. Had his fifth three-hit game on June 27 at Richmond; also had two runs, eighth home run of the season, and two RBI. Had three hits, three runs, a double, a home run, and two RBI on June 21 vs Hartford. Matched season-high with three hits, along with a double and home run on June 13 vs New Hampshire. Triple and home run, along with a season-high three runs on June 11 vs New Hampshire. **Hit a walk-off two-run home run in the bottom of the 10th on May 4 vs Harrisburg.** Made his season debut on Apr. 17 vs Binghamton; hit first Double-A home run in the same game. Started the season on the Development List. // **2024:** Spent entire season with Jersey Shore (A+), appearing in 85 games. Posted career-highs in games, hits, and doubles. // **Career:** Spent the majority of the 2023 season with Clearwater (A); promoted to Jersey Shore (A+) on Aug. 25, 2023. Began 2022 season with Clearwater (A) and transferred to FCL-Phillies (ROK) on May 6. Made pro debut in 2021 with FCL-Phillies and promoted to Clearwater on Aug. 3, 2021. **Signed by the Phillies as international free agent in 2020 out of the Dominican Republic.**

#19 | Caleb Ricketts | C | B/T : L/R | DOB: 05-10-00 (25y)

.218 / .284 / .368 | HR: 2 | RBI: 7

vs ALL: .218 (19-87), 2 HR, 7 RBI vs LHP: .167 (3-18), 0 HR, 1 RBI vs RHP: .232 (16-69), 2 HR, 6 RBI RISP: .150 (3-20), 0 HR, 4 RBI

Curr. Homestand: .000 (0-6), BB, K Prev. Road Trip: .231 (3-13), RBI, BB, 3K

2025: Matched season-high with two hits, along with a run and an RBI on July 12 at Chesapeake. Two home runs in his first game off the IL on June 17 vs Hartford; was the second two HR game of career (6/6/24 vs Harrisburg). On 7-day IL from Apr. 16 to June 17 with right hand metacarpal bone fracture; rehabbed with Clearwater (A) and Jersey Shore (A+). Two doubles on Apr. 12 at Somerset. On Reading (AA) opening day roster for the second-straight season. // **2024:** Spent the entire season with Reading, appearing in 75 games and having three IL stints. All seven home runs came in home games. // **Career:** Split 2023 between Clearwater (A) and Jersey Shore (A+). Played for Scottsdale in the Arizona Fall League following the 2023 season. Began pro career in 2022 with Clearwater. // **College: Drafted by the Phillies in the seventh round in 2022 out of San Diego.** Played at San Diego from 2019-22.

FIGHTIN PHILS BATTERS VS RUMBLE PONIES

PLAYER	2025													CAREER												
	G	AB	H	HR	RBI	2B	3B	SO	BB	IBB	AVG	OBP	SLG	G	AB	H	HR	RBI	2B	3B	SO	BB	IBB	AVG	OBP	SLG
Alex Binelas	0	0	0	0	0	0	0	0	0	0	0	0	0	38	136	36	7	27	11	2	39	17	0	.265	.344	.529
Erick Brito	0	0	0	0	0	0	0	0	0	0	0	0	0	4	17	5	0	2	0	1	2	0	0	.294	.294	.412
Cade Fergus	9	27	3	1	2	1	1	16	4	0	.111	.294	.333	11	34	4	1	2	1	1	21	4	0	.118	.268	.294
Paul McIntosh	2	6	1	0	0	0	0	1	1	0	.167	.286	.167	2	6	1	0	0	0	0	1	1	0	.167	.286	.167
Aidan Miller	11	43	11	2	5	3	0	12	4	0	.256	.319	.465	11	43	11	2	5	3	0	12	4	0	.256	.319	.465
Robert Moore	10	31	12	3	9	5	0	7	6	0	.387	.474	.839	24	78	22	4	15	6	0	16	13	0	.282	.376	.513
Leandro Pineda	10	31	5	0	0	0	0	10	3	0	.161	.257	.161	10	31	5	0	0	0	0	10	3	0	.161	.257	.161
Felix Reyes	7	25	5	1	2	2	0	11	0	0	.200	.192	.400	7	25	5	1	2	2	0	11	0	0	.200	.192	.400
Caleb Ricketts	1	1	0	0	0	0	0	0	0	0	.000	.000	.000	14	49	13	1	8	2	1	12	5	0	.265	.345	.408
Luis Verdugo	7	27	3	1	6	1	0	12	0	0	.111	.111	.259	7	27	3	1	6	1	0	12	0	0	.111	.111	.259

FIGHTIN PHILS HOME RUN BREAKDOWN

PLAYER	TOTAL	RUNNERS ON				SPLITS				SCORE		RECORD		LAST	
		0	1	2	3	VL	VR	HOME	AWAY	TIED GAME	GO AHEAD	TEAM W-L	LAST HR		
Alex Binelas	5	3	1	1	-	2	3	3	2	-	4	2-2	7/13 @ CHE		
Erick Brito	-	-	-	-	-	-	-	-	-	-	-	-	-		
Dylan Campbell	2	1	1	-	-	1	1	1	1	1	1	0-2	7/20 vs. POR		
Carson DeMartini	1	1	-	-	-	-	1	-	1	-	1	0-1	7/6 @ SOM		
Nick Dunn	1	1	-	-	-	-	1	-	1	1	-	0-1	7/11 @ CHE		
Cade Fergus	9	4	4	-	1	3	6	5	4	1	1	7-2	7/19 vs. POR		
Paul McIntosh	6	3	2	1	-	2	4	2	4	1	2	2-3	7/20 vs. POR		
Aidan Miller	8	5	2	1	-	-	8	4	4	-	2	5-3	7/13 @ CHE		
Robert Moore	5	2	3	-	-	1	4	4	1	1	1	3-1	5/8 @ BNG		
Leandro Pineda	5	3	2	-	-	1	4	3	2	-	2	4-1	7/11 @ CHE		
Felix Reyes	8	4	4	-	-	2	6	6	2	-	1	4-4	6/27 @ RIC		
Caleb Ricketts	2	1	1	-	-	-	2	2	-	-	1	1-0	6/17 vs. HFD		
Luis Verdugo	3	3	-	-	-	-	3	3	-	1	-	0-3	5/17 vs. NH		
Team Totals	74	35	33	4	2	16	58	41	33	-	-	-	-		
Opponent Totals	92	52	28	11	1	11	81	35	57	-	-	-	-		

FIGHTIN PHILS HOME RUN ACHIEVEMENTS

2-HR GAMES (4)

PLAYER (CAREER)	DATE
Alex Binelas (3)	6/19 vs. HFD
Paul McIntosh (2)	6/7 @ HBG
Robert Moore (2)	4/15 vs. BNG
Caleb Ricketts (2)	6/17 vs. HFD

PINCH-HIT HR (0)

PLAYER (CAREER)	DATE
None	

INSIDE-THE-PARK HR (0)

PLAYER	DATE
None	

LEAD-OFF HR (1)

PLAYER (CAREER)	DATE
Robert Moore (1)	5/4 vs. HBG

BACK-TO-BACK HR (1)

PLAYER	DATE
Fergus/Miller	6/7 @ HBG

3-HR GAMES (0)

PLAYER (CAREER)	DATE
None	

WALK-OFF HR (1)

PLAYER (CAREER)	DATE
Felix Reyes (1)	5/4 vs. HBG

BACK-TO-BACK-TO-BACK HR (0)

PLAYER	DATE
None	

GRAND SLAMS (2)

PLAYER (CAREER)	DATE
Trent Farquhar (1)	5/10 @ BNG
Cade Fergus (1)	7/10 @ CHE (G2) (from 7/9)

FIGHTIN PHILS HITTING MISC

PLAYER	MULTI HIT GAMES					TOTAL	MULTI RBI GAMES					TOTAL
	2	3	4	5+	2		3	4	5+			
Alex Binelas	9	0	0	0	9	5	0	0	1	6		
Erick Brito	0	0	0	0	0	0	0	0	0	0		
Dylan Campbell	1	0	0	0	1	1	0	0	0	1		
Carson DeMartini	4	1	0	0	5	1	1	0	0	2		
Nick Dunn	1	0	0	0	1	0	0	0	0	0		
Cade Fergus	2	2	0	0	4	5	0	1	0	6		
Paul McIntosh	4	4	0	0	8	4	3	0	0	7		
Aidan Miller	14	3	0	0	17	2	2	0	0	4		
Robert Moore	6	2	0	0	8	9	0	0	1	10		
Leandro Pineda	7	1	0	0	8	2	1	0	0	3		
Felix Reyes	11	5	0	0	16	5	1	0	0	6		
Caleb Ricketts	6	0	0	0	6	1	1	0	0	2		
Luis Verdugo	3	1	0	0	4	4	0	0	0	4		

FIGHTIN PHILS LAST TIME IT HAPPENED

FOR THE FIGHTIN PHILS

AGAINST THE FIGHTIN PHILS

INDIVIDUAL BATTING

SPLIT	VALUE
Grand Slam	Cade Fergus, 7/10/2025 @ CHE (G2)
Pinch-Hit Home Run	Josh Stephen, 8/7/2019 vs. HFD
Pinch-Hit Walk-Off Home Run	Josh Stephen, 8/7/2019 vs. HFD
2 Home Run Game	Alex Binelas, 6/19/2025 vs. HFD
3+ Home Run Game	Dylan Cozens, 3, 8/3/2016 vs. BOW
2 Home Runs, One Inning	-
Leadoff Home Run	Robert Moore, 5/4/2025 vs. HBG
Walk-Off Home Run	Felix Reyes, 5/4/2025 vs. HBG
Walk-Off Grand Slam	Rhys Hoskins, 5/24/2016 vs. ERI
Walk-Off Win	Keaton Anthony, 5/30/2025 vs. ERI
5 Hit Game	Luke Williams, 7/19/2019 vs. NH
6+ Hit Game	-
2 Hits, One Inning	Marcus Lee Sang, 5/22/2024 vs. BNG
5 RBI Game	Alex Binelas, 6/12/2025 vs. NH
6 RBI Game	Wendell Rijo, 7/13/2022 vs. NH
7 RBI Game	Dylan Cozens, 8/3/2016 vs. BOW
8 RBI Game	Steve Susdorf, 4/27/2011 @ ERI
9+ RBI Game	-
Steal of Home	Luke Williams, 5/28/2019 vs. ERI
3+ Stolen Base Game	Marcus Lee Sang, 3, 8/30/2024 @ SOM

SPLIT	VALUE
Grand Slam	Corey Rosier, 4/4/2025 vs. POR
Pinch-Hit Home Run	Jairo Pomares, 6/27/2025 @ RIC
Pinch-Hit Walk-Off Home Run	Jairo Pomares, 6/27/2025 @ RIC
2 Home Run Game	Max Wagner, 7/12/2025 @ CHE (G2)
3+ Home Run Game	Luke Ritter, 3, 6/11/2023 vs. BNG
2 Home Runs, One Inning	-
Leadoff Home Run	Yohendrick Pinango, 5/14/2025 vs. NH
Walk-Off Home Run	Jairo Pomares, 6/27/2025 @ RIC
Walk-Off Grand Slam	-
Walk-Off Win	Cole Urman, 7/11/2025 @ CHE
5 Hit Game	Jake Alu, 4/21/2022 vs. HBG
6+ Hit Game	-
2 Hits, One Inning	A Planez/K Watson, 7/9/2024 vs. AKR
5 RBI Game	Corey Rosier, 4/4/2025 vs. POR
6 RBI Game	Miguel Hiraldo, 8/12/2023 @ NH
7 RBI Game	Collin Burns, 4/6/2024 @ BOW
8 RBI Game	-
9+ RBI Game	Aderlin Rodríguez, 9, 6/7/2017 vs. BOW
Steal of Home	Joe Lampe, 7/9/2024 vs. AKR
3+ Stolen Base Game	Nick Yorke, 3, 9/10/2023 vs. POR

TEAM BATTING

SPLIT	VALUE
4 Home Run Game	6/13/2025 vs. NH
5 Home Run Game	5/25/2024 vs. BNG
6 Home Run Game	5/25/2018 @ POR
7+ Home Run Game	7, 8/4/2016 vs. BOW
3 Home Runs, One Inning	8/17/2024 vs. NH
4+ Home Runs, One Inning	-

SPLIT	VALUE
4 Home Run Game	7/12/2025 @ CHE (G2)
5 Home Run Game	6/18/2023 vs. HFD
6 Home Run Game	5/11/2019 vs. AKR
7+ Home Run Game	-
3 Home Runs, One Inning	5/31/2025 vs. ERI
4+ Home Runs, One Inning	-

INDIVIDUAL PITCHING

SPLIT	VALUE
No-Hitter	Carlos Carrasco, 6.0, 8/21/2007 vs. ALT
Complete Game	Braeden Fausnaught, 6.0, 8/29/2024 @ SOM
Complete Game, 1-Hitter	Michael Cisco, 9.0, 8/26/2010 vs. BNG
Complete Game, 2-Hitter	Robinson Piña, 7.0, 6/8/2024 vs. HBG
Complete Game Shutout	Robinson Piña, 7.0, 6/8/2024 vs. HBG
10+ Strikeout Game	Gabe Mosser, 10, 4/25/2025 @ POR
15+ Strikeout Game	Jesse Biddle, 16, 4/22/2013 @ HAR
4+ Strikeouts In An Inning	Francisco Morales, 4, 6/22/2021 vs. BNG

SPLIT	VALUE
No-Hitter	Brayan Bello, 7.0, 5/5/2022 @ POR (G2)
Complete Game	Noah Davis, 8.0, 8/5/2022 vs. HFD
Complete Game, 1-Hitter	-
Complete Game, 2-Hitter	Yennsy Diaz, 7.0, 5/14/2019 @ NH
Complete Game Shutout	Yennsy Diaz, 7.0, 5/14/2019 @ NH
10+ Strikeout Game	Carlos Lagrange, 10, 7/2/2025 vs. SOM
15+ Strikeout Game	-
4+ Strikeouts In An Inning	Darwinzon Hernández, 4, 5/16/2019 vs. POR

FIGHTIN PHILS HIGHS & LOWS

TEAM BATTING

Most At-Bats, Game	41, 7/20 vs. POR
Most Plate Appearances, Game	49, 5/4 vs. HBG
Most Runs, Game	12, 2x, last: 6/21 vs. HFD
Most Runs, Inning	6, 2x, last: 7/10 @ CHE (G2)
Most Hits, Game	17, 6/21 vs. HFD
Most Hits, Inning	5, 6x, last: 6/21 vs. HFD
Fewest Hits, Game	0, 5/10 @ BNG (G2)
Most Doubles, Game	8, 6/21 vs. HFD
Most Triples, Game	2, 3x, last: 7/5 @ SOM
Most Extra-Base Hits, Game	10, 6/21 vs. HFD
Most Home Runs, Game	4, 3x, last: 6/13 vs. NH
Most Home Runs, Inning	2, 5x, last: 7/11 @ CHE
Most Total Bases, Game	30, 6/21 vs. HFD
Most RBI, Game	11, 6/13 vs. NH
Most Stolen Bases, Game	5, 7/4 @ SOM
Most Caught Stealing, Game	2, 3x, last: 7/5 @ SOM
Most Walks, Game	9, 6x, last: 5/4 vs. HBG
Most Hit-By-Pitch, Game	3, 6/13 vs. NH
Most Strikeouts, Game	16, 3x, last: 7/20 vs. POR
Most Sac Hits, Game	1, 8x, last: 7/11 @ CHE
Most Sac Flies, Game	2, 5x, last: 6/12 vs. NH
Most GDP, Game	2, 8x, last: 6/29 @ RIC
Most Left On Base, Game	17, 5/4 vs. HBG

INDIVIDUAL BATTING

Most At-Bats	6, 4x, last: Hendry Mendez, 5/4 vs. HBG
Most Plate Appearances	6, 6x, last: Hendry Mendez, 5/4 vs. HBG
Most Runs	3, 9x, last: Felix Reyes, 6/21 vs. HFD
Most Hits	4, 2x, last: Hendry Mendez, 6/20 vs. HFD
Most Doubles	2, 12x, last: Paul McIntosh, 7/20 vs. POR
Most Triples	1, 14x, last: Aidan Miller, 7/5 @ SOM
Most Extra-Base Hits	3, 3x, last: Paul McIntosh, 7/20 vs. POR
Most Home Runs	2, 4x, last: Alex Binelas, 6/19 vs. HFD
Most Total Bases	10, Hendry Mendez, 6/20 vs. HFD
Most RBI	5, 3x, last: Alex Binelas, 6/12 vs. NH
Most Stolen Bases	2, 14x, last: Aidan Miller, 7/12 @ CHE
Most Caught Stealing	1, 25x, last: Dylan Campbell, 7/19 vs. POR
Most Walks	3, 4x, last: Aidan Miller, 6/25 @ RIC
Most Hit-By-Pitch	2, Cade Fergus, 5/14 vs. NH
Most Strikeouts	4, 3x, last: Aidan Miller, 7/20 vs. POR
Most Sac Hits	1, 8x, last: Erick Brito, 7/11 @ CHE
Most Sac Flies	1, 33x, last: Cade Fergus, 7/18 vs. POR
Most GDP	1, 48x, last: Nick Dunn, 7/20 vs. POR
Most Left On Base	10, Aidan Miller, 4/12 @ SOM

FIGHTIN PHILS STREAKS

INDIVIDUAL BATTING

Longest Hitting Streak	12, Keaton Anthony, 5/22-6/4
Longest Home Run Streak	2, 3x, last: Cade Fergus, 6/13-6/14
Longest On-Base Streak	25, Keaton Anthony, 5/11-6/10

TEAM BATTING

Longest Home Run Streak	5, 2x, last: 6/24-6/28
-------------------------	------------------------

FIGHTIN PHILS RUNS BY INNING

TEAM	1	2	3	4	5	6	7	8	9	10+
Fightin Phils	39	25	41	61	42	53	39	25	22	6
Opponents	47	28	44	53	53	46	56	44	38	10

FIGHTIN PHILS RECORD BY POSITION

PLAYER	C	1B	2B	3B	SS	LF	CF	RF	DH
Alex Binelas	-	9-9	-	7-8	-	-	-	-	0-3
Erick Brito	-	-	1-2	1-0	0-1	-	-	-	0-2
Dylan Campbell	-	-	-	-	-	-	10-9	-	-
Carson DeMartini	-	-	-	8-10	5-6	-	-	-	0-1
Nick Dunn	-	-	5-1	-	-	-	-	-	0-1
Cade Fergus	-	-	-	-	-	4-1	17-24	0-9	1-0
Paul McIntosh	11-15	-	-	-	-	-	-	-	5-6
Aidan Miller	-	-	-	-	24-38	-	-	-	3-7
Robert Moore	-	-	6-23	8-8	3-3	-	2-3	-	2-4
Leandro Pineda	-	2-4	-	-	-	-	-	23-33	3-4
Felix Reyes	-	1-4	-	2-2	-	4-8	-	11-11	3-3
Caleb Ricketts	10-13	-	-	-	-	-	-	-	2-0
Luis Verdugo	-	-	3-2	9-23	3-3	-	-	-	0-1

FIGHTIN PHILS EJECTIONS (2)

DATE	PLAYER/COACH	UMPIRE
5/8 @ BNG	Al Pedrique	Trevor Patience
7/12 @ CHE	Tom Slater	Robert Ginther III

FIGHTIN PHILS OUTFIELD ASSISTS (14)

PLAYER	TOTAL
Leandro Pineda	5
Hendry Mendez	4
Cade Fergus	3
Felix Reyes	2

TEAM PITCHING

Most Innings Pitched, Game	12.0, 7/20 vs. POR
Most Runs Allowed, Game	14, 4/4 vs. POR
Most Runs Allowed, Inning	7, 4/4 vs. POR
Fewest Runs Allowed, Game	0, 3x, last: 7/19 vs. POR
Most Hits Allowed, Game	13, 5/15 vs. NH
Most Hits Allowed, Inning	6, 5/2 vs. HBG
Fewest Hits Allowed, Game	2, 4x, last: 7/19 vs. POR
Most Earned Runs Allowed, Game	14, 4/4 vs. POR
Most Doubles Allowed, Game	5, 3x, last: 6/14 vs. NH
Most Triples Allowed, Game	2, 4/13 @ SOM
Most Home Runs Allowed, Game	4, 7/12 @ CHE (G2)
Most Stolen Bases Allowed, Game	5, 2x, last: 7/20 vs. POR
Most Walks Allowed, Game	13, 4/4 vs. POR
Fewest Walks Allowed, Game	0, 5x, last: 6/27 @ RIC
Most Hit-By-Pitch, Game	4, 6/4 @ HBG
Most Strikeouts, Game	14, 4x, last: 7/20 vs. POR

INDIVIDUAL PITCHING

Most Innings Pitched	6.2, Gabe Mosser, 5/16 vs. NH
Most Runs Allowed	8, 2x, last: Mitch Neunborn, 7/12 @ CHE (G2)
Most Hits Allowed	11, Charles King, 5/29 vs. ERI
Fewest Hits Allowed, Complete Game	-
Most Earned Runs Allowed	8, Mitch Neunborn, 7/12 @ CHE (G2)
Most Home Runs Allowed	4, Mitch Neunborn, 7/12 @ CHE (G2)
Most Walks Allowed	5, 3x, last: Koyo Aoyagi, 7/19 vs. POR
Most Hit-By-Pitch	3, 3x, last: Travis Kuhn, 7/6 @ SOM
Most Strikeouts, Reliever	7, Braeden Fausnaught, 5/1 vs. HBG
Most Strikeouts	10, Gabe Mosser, 4/25 @ POR

TEAM MISC

Longest Game, Innings	12, 7/20 vs. POR
Longest Game, Time (9 Innings)	3:22, 5/15 vs. NH
Longest Game, Time (Extra Innings)	3:29, 7/20 vs. POR
Shortest Game, Time (9+ Innings)	2:04, 5/27 vs. ERI
Largest Home Crowd	9,691, 2x, last: 5/17 vs. NH (G2) (from 5/13)
Largest Road Crowd	7,135, 7/4 @ SOM
Largest Winning Margin	10, 3x, last: 6/21 vs. HFD
Largest Losing Margin	-10, 5/31 vs. ERI
Largest Comeback Win	4, 5/18 vs. NH
Largest Lead Blown In Loss	6, 5/7 @ BNG
Most Games Under .500	20, 3x, last: 7/12 (32-52)
Most Games Over .500	-

TEAM FIELDING

Most Errors, Game	4, 6/15 vs. NH
Most Double Plays Turned, Game	4, 2x, last: 6/26 @ RIC

INDIVIDUAL PITCHING

Longest Winning Streak	5, Travis Kuhn, 4/8-5/30
Longest Losing Streak	4, Gabe Mosser, 4/5-5/10
Longest Saves Streak	4, Tommy McCollum, 6/12-7/3

TEAM MISC

Longest Winning Streak	4, 5/11-5/16
Longest Losing Streak	10, 4/17-4/30

FIGHTIN PHILS INSTANT REPLAY

TEAM	CHALLENGES	WON	LOST	RATE
Fightin Phils	1	1	0	100%
Opponents	0	0	0	-

FIGHTIN PHILS RECORD BY BATTING ORDER

PLAYER	1	2	3	4	5	6	7	8	9
Alex Binelas	-	1-3	1-0	2-4	5-5	1-3	1-3	3-2	2-0
Erick Brito	-	-	-	-	-	-	-	1-3	1-2
Dylan Campbell	-	-	0-1	-	-	1-1	7-7	2-0	-
Carson DeMartini	3-4	10-13	-	-	-	-	-	-	-
Nick Dunn	-	-	-	-	2-1	-	2-0	1-1	-
Cade Fergus	0-1	-	-	-	-	1-0	3-3	6-9	12-21
Paul McIntosh	-	-	-	4-5	3-5	4-4	3-7	2-0	-
Aidan Miller	12-16	15-29	-	-	-	-	-	-	-
Robert Moore	13-19	1-5	-	-	0-2	0-1	2-7	3-2	2-5
Leandro Pineda	-	3-0	6-9	-	4-12	3-3	5-9	4-7	3-1
Felix Reyes	-	-	3-1	8-9	5-7	1-4	3-2	1-4	0-1
Caleb Ricketts	-	1-2	0-1	1-0	2-6	5-4	3-0	-	-
Luis Verdugo	-	-	-	0-2	-	2-10	1-5	7-11	5-1

FIGHTIN PHILS WALK-OFF WINS (3)

PLAYER	DATE	PLAY RESULT
Felix Reyes	5/4 vs. HBG	Home Run
Leandro Pineda	5/15 vs. NH	Double
Keaton Anthony	5/30 vs. ERI	Wild Pitch

2025 NUMBERS AND FACTS

	Total
1st Half	25-43
2nd Half	10-10
Home:	18-27
Road:	17-26
vs Northeast:	22-36
vs Southwest:	13-17
vs BNG in 2025:	4-7
vs BNG (Home):	2-4
vs BNG (Road):	2-3
Series Record (W-L-T) :	3-10-3
Sweeps / Swept / Splits :	0-1-15
Monday: 0-0	April: 5-16
Tuesday: 5-5	May: 13-14
Wednesday: 5-9	June: 11-14
Thursday: 7-9	July: 6-9
Friday: 4-10	August: 0-0
Saturday: 7-12	September: 0-0
Sunday: 7-8	
Players: 28	Transactions: 129

STAT	TOTAL	HOME/ROAD
Day	8-9	2-2/6-7
Night	27-44	16-24/11-20
Pinstripe	3-10	3-10/0-0
Throwback	3-4	3-4/0-0
Los Luchadores	6-7	4-3/2-4
Hot Dogs	4-7	4-7/0-0
Road Gray	9-14	0-0/9-14
Navy R-Phils	6-8	0-0/6-8
Specialty	4-3	4-3/0-0
Score 1st	22-16	11-7/11-9
Opp Score 1st	13-37	7-20/6-17
Won Last AB	3-10	3-0/0-10
vs RHP	28-43	14-23/14-20
vs LHP	7-10	4-4/3-6
Starter 6+ IP	6-11	3-2/3-9
Starter 7+ IP	0-0	0-0/0-0
Starter 8+ IP	0-0	0-0/0-0
Score 5+ Runs	22-12	12-6/10-6
Score less 5 Runs	13-41	6-21/7-20
Outhit Opponent	25-13	13-5/12-8
Outhit by Opp.	5-32	3-18/2-14
Same # of Hits	5-8	2-4/3-4
Extra Innings	1-5	1-2/0-3
Doubleheaders	5-11	0-6/5-5
1-Run Games	14-20	9-9/5-11
2-Run Games	9-7	1-3/8-4
Lead After 6	29-12	15-3/14-9
Trail After 6	4-34	2-22/2-12
Tied After 6	2-7	1-2/1-5
Lead After 7	29-12	15-2/14-10
Trail After 7	4-34	1-22/3-12
Tied After 7	1-6	1-2/0-4
Lead After 8	24-6	15-0/9-6
Trail After 8	4-30	1-18/3-12
Tied After 8	1-7	1-4/0-3
Commit 0 Errors	15-15	7-7/8-8
Commit 1-2 Errors	18-32	9-16/9-16
Commit 3+ Errors	1-6	1-4/0-2

AGAINST THE EASTERN LEAGUE


NORTHEAST DIVISION	TOTAL	HOME	ROAD
BINGHAMTON RUMBLE PONIES (New York Mets)	4-7	2-4	2-3
HARTFORD YARD GOATS (Colorado Rockies)	2-4	2-4	0-0
NEW HAMPSHIRE FISHER CATS (Toronto Blue Jays)	7-5	7-5	0-0
PORTLAND SEA DOGS (Boston Red Sox)	5-12	2-4	3-8
SOMERSET PATRIOTS (New York Yankees)	4-8	1-2	3-6
vs	22-36	14-19	8-17

SOUTHWEST DIVISION	TOTAL	HOME	ROAD
AKRON RUBBERDUCKS (Cleveland Guardians)	0-0	0-0	0-0
ALTOONA CURVE (Pittsburgh Pirates)	0-0	0-0	0-0
CHESAPEAKE BAYSOX (Baltimore Orioles)	3-3	0-0	3-3
ERIE SEAWOLVES (Detroit Tigers)	2-4	2-4	0-0
HARRISBURG SENATORS (Washington Nationals)	4-8	2-4	2-4
RICHMOND FLYING SQUIRRELS (SF Giants)	4-2	0-0	4-2
vs	13-17	4-8	9-9

HITTING STREAKS

Batter	Long (Dates)	Current (Dates)
Keaton Anthony	12 (5/22-6/4)	4 (6/6-10)
Hendry Mendez	4 (6/19-24)	2 (7/12-13)
Caleb Ricketts	3 (6/26-28)	-
Paul McIntosh	8 (7/3-20)	8 (7/3-20)
Robert Moore	6 (5/21-27)	-
Luis Verdugo	4 (6/20-7/12)	-
Andrick Nava	3 (4/12-15)	-
Elio Prado	4 (4/13-17)	-
Trent Farquhar	7 (4/13-22)	3 (5/23-25)
Aidan Miller	10 (5/11-24)	-
Felix Reyes	5 (4/30-5/7)	-
Cade Fergus	4 (7/10-13)	-
Leandro Pineda	9 (5/4-23)	-
Jordan Dissin	2 (4/22-23)	-
Cole Roberts	2 (5/1-3)	-
Josh Breaux	3 (6/3-8)	3 (6/3-8)
Seth Beer	7 (6/4-13)	-
Alex Binelas	9 (6/29-7/12)	-
Carson DeMartini	4 (7/6-11)	-
Nick Dunn	4 (6/17-7/11)	-
Dylan Campbell	6 (6/24-7/2)	-
Jose Rodriguez	5 (6/25-7/2)	-
Erick Brito	3 (7/12-20)	3 (7/12-20)

ORGANAZATIONAL REPORT




MLB/PHILADELPHIA
Record/Place: 57-43/1st NL East
Last Game: 3-2, W vs Boston
Today: 6:45 vs Boston

Notes: Zack Wheeler started and allowed two runs over six innings and struck out 10 batters. Orion Kerker and Max Lazar each tossed scoreless innings of relief, with Lazar earning his first big-league win. The Phillies won on a walk-off catchers interference, the first in a big-league game since 1971.




AAA/LEHIGH VALLEY
Record/Place: 9-11; 55-39/6th International League East
Last Game: 8-0, L vs Rochester
Today: 12:05 vs Norfolk

Notes: Alan Rangel started and allowed two runs on four hits over five innings of work, with six strikeouts. Rafael Lantigua each had two hits, while Keaton Anthony, Oscar Mercado and Donovan Walton each had a hit. The Iron-Pigs had seven hits and six walks, but left 10 men on base and were 0-8 with RISP in the shutout loss.



A+/JERSEY SHORE
Record/Place: 10-13; 35-51/6th SAL North
Last Game: 4-1, W vs Hudson Valley
Today: 6:05 vs Wilmington

Notes: Mavis Graves started and tossed four-shut-out innings, allowing two hits and striking out three. Andrew Baker earned his second save with a scoreless ninth inning. Devin Saltiban doubled, scored a run and drove in one, while Aroon Escobar had a hit and his sixth RBI in the win.



A/CLEARWATER
Record/Place: 8-15; 44-45/6th FSL West
Last Game: 6-0, L at Lakeland
Today: 6:30 vs Bradenton

Notes: Juan Amarante started and allowed three runs on five hits over three innings, with a walk and strike-out, while taking the loss. Dante Nori stayed hot with two-more hits and is up to .266. Raider Tello, Diego Gonzalez and Alirio Ferrebus each had a hit in the shutout loss to end the series.

ON-BASE STREAKS

Batter	Long (Dates)	Current (Dates)
Luis Verdugo	5 (6/20-7/20)	5 (6/20-7/20)
Leandro Pineda	11 (5/11-23)	-
Hendry Mendez	15 (5/11-27)	3 (7/12-13)
Trent Farquhar	10 (5/15-25)	10 (5/15-25)
Keaton Anthony	25 (5/11-6/10)	25 (5/11-6/10)
Paul McIntosh	12 (6/21-7/20)	12 (6/21-7/20)
Caleb Ricketts	5 (4/4-12)	-
Robert Moore	6 (6/18-24)	-
Aidan Miller	16 (4/12-5/2)	-
Cade Fergus	7 (5/11-20)	-
Andrick Nava	3 (5/4-11)	-
Elio Prado	4 (5/1-7)	-
Felix Reyes	6 (4/30-5/7)	-
Jordan Dissin	4 (4/22-29)	-
Cole Roberts	2 (5/1-3)	-
Josh Breaux	3 (6/3-8)	2 (6/3-8)
Seth Beer	8 (6/4-14)	-
Alex Binelas	10 (6/6-19)	3 (7/13-20)
Carson DeMartini	16 (6/20-7/11)	3 (7/18-20)
Nick Dunn	4 (6/17-7/11)	-
Dylan Campbell	6 (6/24-7/2)	4 (7/13-20)
Jose Rodriguez	8 (6/25-7/4)	-
Erick Brito	3 (7/12-20)	3 (7/12-20)

2025 NUMBERS AND FACTS

EXTRA INNING GAMES

HOME: 3 ROAD: 3 TOTAL: 6 RECORD: 1-5
 May 4 vs Harrisburg: 4-3, W (10)
 June 3 at Harrisburg: 7-6, L (10)
 June 10 vs New Hampshire: 4-3, L (10)
 July 4 at Somerset: 4-3, L (10)
 July 11 at Chesapeake: 3-2, L (10)
 July 20 vs Portland: 4-3, L (12)

WALK OFFS

WIN	BATTER	WINNING RUN	PLAY
May 4 vs Harrisburg	Felix Reyes	Felix Reyes	Two-Run HR
May 15 vs New Hampshire	Leandro Pineda	Robert Moore	RBI Double
May 30 vs Erie	Keaton Anthony	Luis Verguo	Wild Pitch
LOSS	BATTER	WINNING RUN	PLAY
April 25 at Portland	Tyler Miller	Tyler Miller	Solo HR
May 7 at Binghamton	William Lugo	Nick Lorusso	Three-Run HR
May 8 at Binghamton	Nick Lorusso	Travis Swaggert	Dropped by CF (E8)
June 3 at Harrisburg	Carlos De La Cruz	Carlos De La Cruz	Two-Run HR
June 4 at Harrisburg	Carlos De La Cruz	Carlos De La Cruz	Two-Run HR
June 6 at Harrisburg	Maxwell Romero	Murphy Stehly	RBI Double
June 27 at Richmond	Jairo Pomares	Thomas Gavello	Three-Run HR
July 4 at Somerset	Cole Gabrielson	Garrett Martin	Single to 2B
July 5 at Somerset	Roc Riggio	Cam Eden	Single to CF
July 11 at Chesapeake	Cole Urman	Anthony Servideo	Single to LF

MISCELLANEOUS STATISTICS

Lineup Batted Around:	INNING/DATE/OPPONENT	NOTES	Opposing Lineup Batted Around:	INNING-DATE/OPPONENT	NOTES
April 22 at Portland	Top 6	10 to plate (5 runs)	April 4 vs Portland	Top 6	12 to Plate (7 Runs)
July 10 at Chesapeake	Top 5	10 to plate (6 runs)	May 10 at Binghamton	Bottom 5	10 to Plate (6 Runs)
			May 17 vs New Hampshire	Top 5	12 to Plate (6 runs)

Shutouts:	WINS (3)	NOTES	LOSSES (6)	NOTES
	May 27 vs Erie	5 Pitchers (2 Hits, One Walk)	May 10 at Binghamton	Perfect Game (7 Inn.)
	June 26 at Richmond	Three Pitchers (3 Hits, 4 DP's)	May 23 at Portland	6 Hits, 0 Walks
	July 19 vs Portland	Four Pitchers (2 Hits, 7 LOB)	June 1 vs Erie	5 Hits, 10 LOB
			June 15 vs New Hampshire	1 Hit, 4 Walks, 4 LOB
			June 18 vs Hartford	5 Hits, 2 Walks, 6 LOB
			July 10 at Chesapeake	5 hits, 1 walk, 6 LOB

ERRORS AND OUTFIELD ASSISTS

84 E, (.972 - 10TH), 49 DP (12TH)

Left Field		Center Field		Right Field	
Player (G)	E(A)	Player (G)	E(A)	Player (G)	E(A)
Hendry Mendez (71)	3 (3)	Elio Prado (23)	2 (0)	Leandro Pineda (57)	4 (5)
Marcus Lee Sang (1)	0 (0)	Cade Fergus (43)	3 (2)	Cade Fergus (11)	1 (0)
Cade Fergus (7)	0 (0)	Robert Moore (6)	0 (0)	Marcus Lee Sang (1)	0 (1)
Felix Reyes (14)	0 (0)	Dylan Campbell (19)	0 (0)	Felix Reyes (22)	1 (2)

Shortstop		Second Base	
Player (G)	E	Player (G)	E
Aidan Miller (62)	12	Trent Farquhar (32)	3
Robert Moore (7)	1	Robert Moore (30)	5
Luis Verdugo (7)	0	Cole Roberts (4)	1
Trent Farquhar (1)	0	Luis Verdugo (5)	1
Carson DeMartini (11)	5	Nick Dunn (7)	1
Jose Rodriguez (1)	0	Jose Rodriguez (10)	1
Erick Brito (1)	0	Erick Brito (3)	0

Third Base		Catcher		First Base	
Player (G)	E	Player (G)	E(PB)	Player (G)	E
Luis Verdugo (32)	5	Caleb Ricketts (23)	3 (0)	Keaton Anthony (43)	3
Robert Moore (20)	3	Paul McIntosh (25)	3 (4)	Leandro Pineda (7)	1
Trent Farquhar (2)	0	Andrick Nava (21)	4 (3)	Seth Beer (16)	3
Felix Reyes (4)	1	Jordan Dissin (10)	0 (1)	Alex Binelas (20)	1
Alex Binelas (15)	1	Josh Breaux (11)	0 (0)	Felix Reyes (5)	0
Carson DeMartini (18)	3	Luis Caicuto (1)	1 (0)		
Erick Brito (2)	0				

R-PHILS TO THE BIGS

Date	Player	Team	Years With R-Phils
5/18	Mick Abel	Philadelphia Phillies	2022-23
6/7	Otto Kemp	Philadelphia Phillies	2024
6/19	Robinson Pina	Miami Marlins	2024

BEHIND THE DISH

Player	SBA	CS	CS%	PB	CI	PO
Caleb Ricketts	24	7	.226	0	0	0
Paul McIntosh	35	4	.103	4	1	0
Andrick Nava	25	3	.107	3	1	0
Jordan Dissin	13	5	.278	1	0	1
Josh Breaux	8	1	.111	0	0	0
Luis Caicuto	0	0	.000	0	1	0

2025 SCHEDULE AND RESULTS

DATE	OPPONENT	TIME/RESULT	RECORD	WINNER	LOSER	SAVE	TIME	ATTENDANCE
4/4	Portland	14-6, L	0-1	W. Olds (1-0)	T. Kuhn (0-1)	-	3:16	7,102
4/5	Portland	7-4, L	0-2	D. Sandlin (1-0)	G. Mosser (0-1)	Z. Bryant (1)	3:12	4,108
4/6	Portland	3-2, L	0-3	G. Jackson (1-0)	B. Fausnaught (0-1)	J. Brand (1)	2:53	3,962
4/8	at Somerset	5-4, W	1-3	T. Kuhn (1-1)	Z. Greene (0-1)	A. Walling (1)	2:58	3,655
4/9	at Somerset	3-1, W	2-3	E. Castellano (1-0)	C. Percival (0-1)	G. Mayer (1)	2:30	4,168
4/10	at Somerset	4-1, L	2-4	C. Schlittler (1-0)	J. Cabrera (0-1)	-	2:24	3,005
4/11	at Somerset	PPD						
4/12	at Somerset	10-5, L (7)	2-5	C. White (1-1)	B. Fausnaught (0-2)	-	2:47	4,107
4/12	at Somerset	4-1, L (7)	2-6	I. Diaz (1-1)	A. Bechtold (0-1)	K. Austin (1)	1:54	4,107
4/13	at Somerset	8-7, W	3-6	C. King (1-0)	D. Watson (0-1)	W. Moore (1)	3:00	5,115
4/15	Binghamton	12-2, W	4-6	E. Castellano (2-0)	L. Moreno (0-1)	-	3:06	3,304
4/16	Binghamton	7-4, W	5-6	J. Cabrera (1-1)	J. Tong (0-1)	A. Walling (2)	2:35	2,357
4/17	Binghamton	6-2, L	5-7	J. Wenninger (3-0)	B. Fausnaught (0-3)	-	2:33	4,520
4/18	Binghamton	6-5, L	5-8	C. Foster (1-0)	G. McGarry (0-1)	F. De La Cruz (1)	2:38	4,221
4/19	Binghamton	6-1, L	5-9	N. McLean (2-0)	G. Mosser (0-2)	-	2:20	7,018
4/20	Binghamton	3-2, L	5-10	A. Carrillo (1-0)	E. Castellano (2-1)	C. Guzman (1)	2:37	4,084
4/22	at Portland	9-8, L	5-11	R. Sena (1-0)	W. Moore (0-1)	-	3:07	6,868
4/23	at Portland	5-1, L	5-12	W. Olds (3-1)	A. Baker (0-1)	-	2:17	4,154
4/24	at Portland	4-3, L	5-13	Z. Bryant (1-0)	A. Walling (0-1)	J. Brand (2)	2:26	3,591
4/25	at Portland	2-1, L	5-14	R. Sena (2-0)	G. Mayer (0-1)	-	2:11	4,172
4/26	at Portland	PPD						
4/27	at Portland	PPD						
4/29	Harrisburg	9-7, L	5-15	J. Santos (1-1)	A. Walling (0-2)	M. Cuevas (1)	3:01	2,822
4/30	Harrisburg	6-3, L	5-16	H. Powell (1-1)	G. Mayer (0-2)	M. Cuevas (2)	2:38	3,006
5/1	Harrisburg	5-4, W	6-16	B. Fausnaught (1-3)	D. Saenz (1-3)	-	2:21	4,505
5/2	Harrisburg	6-4, L	6-17	K. Luckham (2-1)	C. King (1-1)	M. Cuevas (3)	2:30	7,250
5/3	Harrisburg	9-1, L (6)	6-18	G. Davila (1-2)	G. Mosser (0-3)	-	1:41	6,961
5/4	Harrisburg	4-3, W (10)	7-18	W. Moore (1-1)	C. Huff (0-1)	-	3:14	5,080
5/6	at Binghamton	PPD						
5/7	at Binghamton	9-7, L	7-19	T. Shook (1-0)	N. Alvarez (0-1)	-	3:04	979
5/8	at Binghamton	6-5, L	7-20	R. Lambert (1-0)	A. Schultz (0-1)	-	2:33	1,409
5/9	at Binghamton	CNCL						
5/10	at Binghamton	7-5, W (7)	8-20	T. Kuhn (2-1)	A. Carrillo (1-1)	-	2:03	1,031
5/10	at Binghamton	6-0, L (7)	8-21	J. Tong (1-2)	G. Mosser (0-4)	-	1:53	1,031
5/11	at Binghamton	3-2, W	9-21	B. Fausnaught (2-3)	J. Suarez (1-1)	N. Alvarez (1)	2:22	1,371
5/13	New Hampshire	PPD						
5/14	New Hampshire	2-1, W	10-21	T. Kuhn (3-1)	C. Van Eyk (2-4)	N. Alvarez (2)	2:18	6,776
5/15	New Hampshire	11-10, W	11-21	N. Alvarez (1-1)	J. Kelly (0-1)	-	3:22	4,091
5/16	New Hampshire	3-2, W	12-21	G. Mosser (1-4)	M. Dominguez (0-1)	J. Hejka (1)	2:19	5,691
5/17	New Hampshire	8-7, L	12-22	R. Watson (3-2)	A. Bechtold (0-2)	C. Larkin (2)	2:08	9,691
5/17	New Hampshire	4-3, L	12-23	D. Harrison (3-4)	B. Fausnaught (2-4)	H. Gregory (3)	2:09	9,961
5/18	New Hampshire	6-5, W	13-23	M. Neunborn (1-0)	G. Thurman (0-1)	N. Alvarez (3)	2:43	7,381
5/20	at Portland	4-3, L	13-24	Y. Monegro (2-1)	J. Cabrera (1-2)	J. Wu-Yelland (1)	2:42	6,868
5/21	at Portland	5-1, W (7)	14-24	G. Mosser (2-4)	B. VVehunt (1-4)	-	1:46	4,151
5/21	at Portland	3-1, W (7)	15-24	G. Mayer (1-2)	J. Anderson (1-3)	N. Alvarez (4)	1:46	4,151
5/22	at Portland	6-3, L	15-25	C. Troye (3-0)	W. Crowe (0-1)	-	2:43	6,084
5/23	at Portland	6-0, L	15-26	D. Sandlin (2-1)	B. Fausnaught (2-5)	-	2:21	5,250
5/23	at Portland	CNCL						
5/24	at Portland	4-1, L	15-27	C. Early (4-0)	L. Russo (0-1)	Y. Cruz (1)	2:14	6,868
5/25	at Portland	5-3, W	16-27	T. Kuhn (4-1)	C. Troye (3-1)	-	2:21	6,868
5/27	Erie	1-0, W	17-27	M. Neuborn (2-0)	G. Burhenn (5-1)	J. McMillon (1)	2:04	7,024
5/28	Erie	PPD						
5/29	Erie	7-2, L (7)	17-28	J. Montalvo (4-2)	C. King (1-2)	-	1:50	5,226
5/29	Erie	5-4, L (7)	17-29	T. Melton (2-1)	B. Fausnaught (2-6)	T. Naughton (2)	2:26	5,226
5/30	Erie	5-4, W	18-29	T. Kuhn (5-1)	R. Guasch (0-1)	-	2:31	7,021
5/31	Erie	11-1, L	18-30	C. Pena (2-3)	J. Cabrera (1-3)	-	2:26	7,153
6/1	Erie	5-0, L	18-31	G. Burhenn (6-1)	G. Mayer (1-3)	A. Magno (1)	2:42	8,410
6/3	at Harrisburg	7-6, L (10)	18-32	L. Young (1-2)	N. Alvarez (1-2)	-	2:55	2,695
6/4	at Harrisburg	7-6, L	18-33	G. Davila (5-2)	J. McMillon (0-1)	-	2:52	3,064
6/5	at Harrisburg	4-1, W	19-33	G. Mayer (2-3)	T. Stuart (0-1)	-	2:32	3,569
6/6	at Harrisburg	3-2, L	19-34	J. Santos (3-2)	T. Kuhn (5-2)	-	2:25	5,646
6/7	at Harrisburg	7-5, W	20-34	W. Crowe (1-1)	B. Conley (1-2)	A. Walling (3)	2:25	5,629
6/8	at Harrisburg	3-1, L	20-35	R. Cornelio (1-1)	C. King (1-3)	D. Acosta (1)	2:22	2,896
6/10	New Hampshire	4-3, L (10)	20-36	A. Amalfi (3-2)	T. McCollum (0-1)	-	2:53	6,611
6/11	New Hampshire	5-4, L	20-37	J. Kelly (1-2)	A. Bechtold (0-3)	J. Lavallee (2)	2:45	8,138
6/12	New Hampshire	9-7, W	21-37	T. Kuhn (6-2)	R. Sanchez (2-4)	T. McCollum (1)	2:42	7,820
6/13	New Hampshire	11-1, W	22-37	W. Crowe (2-1)	G. Rogers (1-2)	-	2:24	8,348
6/14	New Hampshire	7-4, W (7)	23-37	C. King (2-3)	A. Amalfi (3-3)	-	1:54	7,733
6/15	New Hampshire	5-0, L	23-38	D. Harrison (5-5)	M. Neunborn (2-1)	-	2:38	6,242
6/17	Hartford	7-4, W	24-38	N. Alvarez (2-2)	C. Staine (1-5)	-	2:54	4,833
6/18	Hartford	3-0, L	24-39	M. Brown (1-0)	J. Cabrera (1-4)	B. Castillo (5)	2:21	6,478
6/19	Hartford	6-4, L	24-40	S. Sullivan (5-2)	A. Walling (0-3)	B. Castillo (6)	2:34	5,021
6/20	Hartford	8-5, L	24-41	B. Adams (3-5)	M. Neunborn (2-2)	C. Baumgartner (4)	2:47	7,259
6/21	Hartford	12-2, W	25-41	C. King (3-3)	J. Mahoney (0-4)	-	2:39	7,167
6/22	Hartford	9-1, L	25-42	C. Torres (2-1)	E. Jimenez (0-1)	-	2:47	5,042

2025 SCHEDULE AND RESULTS

DATE	OPPONENT	TIME/RESULT	RECORD	WINNER	LOSER	SAVE	TIME	ATTENDANCE
6/24	at Richmond	6-3,W	1-0; 26-42	J. Cabrera (2-4)	M. Mercedes (3-8)	T. McCollum (2)	2:36	6,049
6/25	at Richmond	6-4, L	1-1; 26-43	B. Roxby (3-3)	N. Alvarez (2-3)	-	3:00	4,858
6/26	at Richmond	1-0,W	2-1; 27-43	M. Neunborn (3-2)	S. Lonsway (2-6)	A. Walling (4)	2:26	5,791
6/27	at Richmond	6-3, L	2-2; 27-44	E. Gates (2-0)	T. Kuhn (6-3)	-	2:32	5,512
6/28	at Richmond	4-2,W	3-2; 28-44	E. Jimenez (1-1)	J. Bertrand (2-7)	T. McCollum (3)	2:22	6,873
6/29	at Richmond	5-3,W	4-2; 29-44	J. Cabrera (3-4)	M. Mercedes (3-9)	A. Bechtold (1)	2:49	6,659
7/1	Somerset	PPD						
7/2	Somerset	9-4, L	4-3; 29-45	C. Lagrange (3-2)	G. McGarry (0-2)	-	2:16	
7/2	Somerset	8-5, L	4-4; 29-46	I. Diaz (6-1)	K. Aoyagi (0-1)	W. Brian (1)	2:44	8,513
7/3	Somerset	2-1,W	5-4; 30-46	C. King (4-3)	B. Selvidge (1-2)	T. McCollum	2:28	8,701
7/4	at Somerset	4-3, L (10)	5-5; 30-47	K. Austin (2-1)	N. Alvarez (2-4)	-	3:07	7,135
7/5	at Somerset	4-3, L	5-6; 30-48	I. Diaz (7-1)	T. McCollum (0-2)	-	3:08	5,571
7/6	at Somerset	4-2, L	5-7; 30-49	T. Vrieling (1-2)	T. Kuhn (6-4)	D. Watson (2)	2:23	4,139
7/8	at Chesapeake	PPD						
7/9	at Chesapeake	PPD						
7/10	at Chesapeake	8-0, L	5-8; 30-50	N. Richmond (1-0)	K. Aoyagi (0-2)	-	1:54	
7/10	at Chesapeake	9-1,W	6-8; 31-50	A. Walling (1-3)	T. Gibson (2-2)	-	2:22	1,230
7/11	at Chesapeake	3-2, L (10)	6-9; 31-51	D. Lloyd (6-2)	J. Dallas (0-1)	-	3:02	2,378
7/12	at Chesapeake	3-2,W (7)	7-9; 32-51	J. Cabrera (4-4)	T. Bright (1-7)	J. Estnaista (1)	1:49	
7/12	at Chesapeake	8-3, L	7-10; 32-52	R. Long (3-5)	M. Neunborn (3-3)	-	1:52	4,770
7/13	at Chesapeake	5-3,W	8-10; 33-52	E. Jimenez (2-1)	Z. Eflin (0-1)	T. McCollum (5)	2:42	2,136
7/18	Portland	6-3,W	9-10; 34-52	C. King (5-3)	D. Rogers (2-3)	T. McCollum (6)	2:40	7,542
7/19	Portland	3-0,W	10-10; 35-52	K. Aoyagi (1-2)	P. Tolle (0-1)	A. Bechtold (2)	2:13	6,852
7/20	Portland	4-3, L (12)	10-11; 35-53	J. Wu-Yellend (1-0)	M. Neunborn (3-4)	-	3:29	6,163
7/22	Binghamton	12:00						
7/23	Binghamton	7:00						
7/24	Binghamton	7:00						
7/25	Binghamton	7:00						
7/26	Binghamton	6:45						
7/27	Binghamton	5:15						
7/29	at Hartford	7:10						
7/30	at Hartford	7:10						
7/31	at Hartford	7:10						
8/1	at Hartford	7:10						
8/2	at Hartford	6:10						
8/3	at Hartford	1:10						
8/5	at New Hampshire	6:35						
8/6	at New Hampshire	12:05						
8/7	at New Hampshire	6:35						
8/8	at New Hampshire	6:35						
8/9	at New Hampshire	6:35						
8/10	at New Hampshire	1:35						
8/12	Akron	7:00						
8/13	Akron	7:00						
8/14	Akron	7:00						
8/15	Akron	7:00						
8/16	Akron	6:45						
8/17	Akron	5:15						
8/19	at Altoona	6:00						
8/20	at Altoona	6:00						
8/21	at Altoona	6:00						
8/22	at Altoona	6:00						
8/23	at Altoona	6:00						
8/24	at Altoona	6:00						
8/26	Chesapeake	6:45						
8/27	Chesapeake	6:45						
8/28	Chesapeake	6:45						
8/29	Chesapeake	6:45						
8/30	Chesapeake	6:45						
8/31	Chesapeake	5:15						
9/2	at Hartford	7:10						
9/3	at Hartford	7:10						
9/4	at Hartford	7:10						
9/5	at Hartford	7:10						
9/6	at Hartford	6:10						
9/7	at Hartford	1:10						
9/9	Somerset	11:00						
9/10	Somerset	6:45						
9/11	Somerset	6:45						
9/12	Somerset	6:45						
9/13	Somerset	6:45						
9/14	Somerset	1:15						

TRANSACTIONS

2025 OPENING DAY ROSTER

P Nelson L. Alvarez, Andrew Bechtold, Jean Cabrera, Eiberson Castellano, Moises Chace, Jack Dallas, Braeden Fausnaught, Daniel Harper, Chuck King, Travis Kuhn, Gunner Mayer, Griff McGarry, Wesley Moore, Gabe Mosser, Andrew Walling

C Paul McIntosh, Andrick Nava, Caleb Ricketts OF Cade Fergus, Marcus Lee Sang, Hendry Mendez, Leandro Pineda, Elio Prado, Felix Reyes

INF Keaton Anthony, Trent Farquhar, Aidan Miller, Robert Moore, Luis Verdugo

APRIL (23)

4/4: Felix Reyes Placed on Development List
 4/4: Tristan Garnett Placed on 7-day IL
 4/4: Christian McGowan Placed on 60-day IL
 4/4: Wen-Hui Pan Placed on 60-day IL
 4/6: Mitch Neunborn transferred from FCL
 4/6: Gabe Mosser placed on Development List
 4/9: Andrew Schultz transferred from FCL
 4/9: Daniel Harper placed on 7-day IL
 4/11: Paul McIntosh Placed on 7-day IL
 4/12: Tristan Garnett transferred to 60-day IL
 4/13: Mitch Neunborn to Development List
 4/13: Gabe Mosser reinstated from Dev. List
 4/15: Felix Reyes reinstated from Dev. List
 4/15: Cole Roberts transferred from FCL-Phillies
 4/15: Marcus Lee Sang placed on full-season IL
 4/17: Caleb Ricketts to 7-day IL
 4/17: Jordan Dissin from Jersey Shore
 4/18: Mitch Neunborn off Development List
 4/18: Andrew Schultz to 7-day IL
 4/22: Andrew Baker from Jersey Shore
 4/22: Colten Bedner from Lehigh Valley
 4/22: Griff McGarry to 7-day IL
 4/22: Cade Fergus to Lehigh Valley

MAY (35)

5/1: Tommy McCollum from Jersey Shore
 5/1: Andrew Walling to 7-day IL
 5/4: Andrew Schultz off IL
 5/4: Eiberson Castellano to 7-day IL
 5/6: Josh Breaux from Lehigh Valley
 5/6: Cade Fergus from Lehigh Valley
 5/6: Paul McIntosh off 7-day IL
 5/6: Jordan Dissin to 7-day IL
 5/6: Cole Roberts to Jersey Shore
 5/6: Colton Bender released
 5/13: Josh Hejka from Jersey Shore
 5/13: John McMillan from Lehigh Valley
 5/13: Seth Beer signed to contract
 5/13: Jack Dallas to Temp. Inactive List
 5/13: Wesley Moore to Jersey Shore
 5/13: Elio Prado to Jersey Shore
 5/15: Moises Chace 7-day IL
 5/15: Luke Russo from Jersey Shore
 5/20: Wil Crowe signed to contract
 5/20: Jack Dallas reinstated from TIL
 5/20: Andrew Baker to Jersey Shore
 5/20: Josh Hejka to Jersey Shore
 5/23: Moises Chace to full-season IL

5/27: Andrew Walling off 7-day IL
 5/27: Alex Binelas signed
 5/27: Cole Roberts from Jersey Shore
 5/27: Jack Dallas to Development List
 5/27: Gabe Mosser to Lehigh Valley
 5/27: Trent Farquhar to Jersey Shore
 5/29: Eiberson Castellano off 7-day IL
 5/29: Cole Roberts to Development List
 5/29: Christian McGowan Full-Season IL
 5/29: Wen-Hui Pan Full-Season IL
 5/31: Eiberson Castellano to 7-day IL
 5/31: Jack Dallas off Development List

JUNE (34)

6/2: Josh Hejka from Jersey Shore
 6/2: Luke Russo to 7-day IL
 6/7: Luis Verdugo to Lehigh Valley
 6/7: Cole Roberts off Development List
 6/9: Carson DeMartini from Jersey Shore
 6/9: Luis Verdugo from Lehigh Valley
 6/9: Josh Breaux to Lehigh Valley
 6/9: Cole Roberts to Jersey Shore
 6/11: Luis Caicuto from Jersey Shore
 6/11: Keaton Anthony to Lehigh Valley
 6/11: Jordan Dissin off IL and to Jersey Shore
 6/14: Nick Dunn acquired from Seattle
 6/17: Daniel Harper and Caleb Ricketts off IL
 6/17: Luis Verdugo to Development List
 6/17: Josh Hejka and Luis Caicuto to Jersey Shore
 6/19: Griff McGarry off 7-day IL
 6/19: Luis Verdugo off Development List
 6/19: Braeden Fausnaught to 7-day IL
 6/19: Nick Dunn to Lehigh Valley
 6/20: Wil Crowe to Lehigh Valley
 6/20: Nick Vespi from Lehigh Valley
 6/21: Wil Crowe from Lehigh Valley
 6/21: Nick Vespi to Lehigh Valley
 6/22: Estibenzon Jimenez from Jersey Shore
 6/22: Wil Crowe to Development List
 6/24: Dylan Campbell from Jersey Shore
 6/24: Jose Rodriguez from Clearwater
 6/24: Andrick Nava to Development List
 6/24: Luis Verdugo to Development List
 6/26: Koyo Aoyagi from Lehigh Valley
 6/26: Andrew Schultz released
 6/28: Wil Crowe to Lehigh Valley

JULY (32)

7/1: Seth Beer released
 7/2: Erick Brito from Lehigh Valley
 7/4: Daniel Harper to Lehigh Valley
 7/4: Jaydenn Estanista from Jersey Shore
 7/6: Saul Teran from Jersey Shore
 7/6: Mitch Neunborn to Lehigh Valley
 7/8: Tristan Garnett off 60-day IL
 7/8: Mitch Neunborn from Lehigh Valley
 7/8: Estibenzon Jimenez to Development List
 7/8: Saul Teran to Jersey Shore
 7/8: Luis Verdugo off Development List
 7/8: Felix Reyes to 7-day IL
 7/9: Jose Rodriguez to 7-day IL
 7/9: Nick Dunn from Lehigh Valley
 7/11: Andrick Nava off Development List
 7/11: Koyo Aoyagi and Griff McGarry to Development List
 7/13: Estibenzon Jimenez off Development List
 7/14: Hendry Mendez to Development List
 7/15: Andrick Nava traded to Milwaukee
 7/17: Lou Albrecht from Lehigh Valley
 7/18: Felix Reyes off 7-day IL
 7/18: Mitch Neunborn to Development List
 7/18: Luke Russo to 60-day IL
 7/18: Braeden Fausnaught to 60-day IL
 7/19: Koyo Aoyagi off Development List
 7/19: Wil Crowe from Lehigh Valley
 7/19: Lou Albrecht to Development List
 7/20: Griff McGarry off Development List
 7/20: Mitch Neunborn off Development List
 7/20: Koyo Aoyagi to Development List
 7/20: Travis Kuhn released
 7/22: Luis Verdugo to Lehigh Valley
 7/22: Hendry Mendez off Development List

7/22: Adonis Medina from Lehigh Valley
 7/22: Gunner Mayer to Development List

AUGUST(0)

SEPTEMBER (0)

INJURED LIST - 9

Player	Injury	Date On	Retro	Date Off
Tristan Garnett	Right Oblique Strain	4/4	2/27	7/8
Christian McGowan	Right Shoulder Surgery	4/4	12/30	
Wen-Hui Pain	Right Elbow Surgery	4/4	11/8	
Daniel Harper	Right Shoulder Impingement	4/9	4/8	6/17
Paul McIntosh	Left Knee Patellar Tendinopathy	4/11	4/10	5/6
Marcus Lee Sang	Right Ankle Dislocation and Fracture	4/13	-	
Caleb Ricketts	Right Hand Metacarpal Bone Fracture	4/16	-	6/17
Andrew Schultz	Left Oblique Strain	4/18	-	5/4
Griff McGarry	Right Elbow Inflammation	4/22	4/21	6/19
Andrew Walling	Left Shoulder Inflammation	5/1	4/30	5/27
Eiberson Castellano	Right Shoulder Strain	5/4	5/3	5/29
Jordan Dissin	Right Oblique Strain	5/6	5/5	
Moises Chace	Right Elbow UCL Tear	5/15	-	
Eiberson Castellano	Right Shoulder Sprain	5/31	5/30	
Luke Russo	Right Forearm Strain	6/2	5/31	
Braeden Fausnaught	Left Elbow Inflammation	6/19	6/18	
Felix Reyes	Right Hip Contusion	7/8	7/7	7/18
Jose Rodriguez	Left Thumb Sprain	7/9	7/8	