

# OMAHA STORM CHASERS GAME NOTES

## vs. ST. PAUL SAINTS.

RHP Max Castillo (3-6, 4.99 ERA) vs. RHP Louie Varland (7-0, 3.79 ERA)

Tuesday, August 22, 2023 | Game #116 | 2nd Half Game #44 | Home Game #58

6:35pm CT First Pitch | Werner Park | Papillion, Nebraska

Radio: [stormchasers.mxl.com](http://stormchasers.mxl.com) | TV: Bally Live, MiLB.TV

14-29 / 52-63

26-19 / 69-50

Omaha Storm Chasers | 12356 Ballpark Way, Papillion, Nebraska 68046 | (402) 738-5100 | [OmahaStormChasers.com](http://OmahaStormChasers.com) | @OMASstormChasers

### UPCOMING SCHEDULE & PROBABLE PITCHERS

#### UPCOMING GAMES

#### OPPONENT

#### TIME (CT)

#### PROBABLE PITCHERS

Wednesday, August 23	ST. PAUL	6:35 p.m.	LHP Anthony Veneziano (4-3, 3.98 ERA) vs. RHP Blayne Enlow (2-5, 9.20 ERA)
Thursday, August 24	ST. PAUL	6:35 p.m.	RHP Jonathan Bowlan (3-4, 4.93 ERA) vs. LHP Brent Headrick (4-2, 5.01 ERA)
Friday, August 25	ST. PAUL	6:35 p.m.	TBD vs. RHP Simeon Woods Richardson (4-6, 5.44 ERA)
Saturday, August 26	ST. PAUL	6:35 p.m.	RHP Andrew Hoffmann (0-1, 6.23 ERA) vs. RHP Randy Dobnak (4-6, 4.79 ERA)

### THE MATCHUP

(UNDERLINE = MiLB LEADER) (BOLD = TRIPLE-A LEADER) (ITALICS = TRIPLE-A WORST)

Omaha	St. Paul
.257 (13TH) <b>AVG</b> > .265 (7TH)	5.51 (14TH) <b>ERA</b> > 4.56 (2ND)
595 (18TH) <b>R</b> > 716 (3RD)	1.59 (14TH) <b>WHIP</b> > 1.52 (8TH)
988 (18TH) <b>H</b> > 1,047 (8TH)	.265 (14TH) <b>AVG</b> > .257 (7TH)
131 (15TH) <b>HR</b> > 165 (7TH)	1008.0 (16TH) <b>IP</b> > 1036.0 (3RD)
526 (15TH) <b>BB</b> > 579 (7TH)	1.031 (10TH) <b>H</b> > 1,020 (9TH)
995 (5TH) < <b>K</b> 1,175 (19TH)	674 (14TH) <b>R</b> > 593 (3RD)
185 (1ST) < <b>SB</b> 133 (6TH)	164 (14TH) <b>HR</b> > 120 (4TH)
352 (15TH) <b>OBP</b> > .368 (4TH)	573 (15TH) <b>BB</b> > 551 (11TH)
428 (14TH) <b>SLG</b> > .463 (8TH)	1,011 (12TH) <b>K</b> > 1,102 (4TH)
.780 (15TH) <b>OPS</b> > .831 (4TH)	2 (14TH) <b>SHO</b> - 2 (14TH)

ALL-TIME vs. Saints.....	34-35 (.493)
ALL-TIME in Omaha.....	17-13 (.567)
ALL-TIME in St. Paul.....	17-22 (.435)

2023 vs. Saints.....	6-6 (.500)
2023 at Werner Park.....	4-2 (.667)
2023 at CHS Field.....	2-4 (.333)

DATE H/R	SCORE	WIN	LOSS	SAVE
5/23 R	<b>W, 6-1</b>	D. Lynch	S.Woods Richardson	-
5/24 R	<b>L, 6-5</b>	O. Ortega	B. Kriske	-
5/25 R	<b>L, 8-6</b>	R. Henriquez	A. Núñez	P. Murphy
5/26 R	<b>W, 6-4</b>	D. Parrish	C. Sadzeck	D. Coleman
5/27 R	<b>L, 14-1</b>	R. Dobnak	J. Heasley	-
5/28 R	<b>L, 10-6</b>	J. Winder	J. Kowar	-
7/18 H	<b>W, 1-0</b>	W. Pennington	J. Winder	-
7/19 H	<b>L, 9-4</b>	L. Varland	J. Bowlan	A. Sanchez
7/20 H	<b>L, 6-5</b>	A. Brice	S. Cruz	P. Murphy
7/21 H	<b>W, 5-4</b>	C. Chamberlain	J. Winder	-
7/22 H	<b>W, 8-5</b>	W. Klein	B. Enlow	-
7/23 H	<b>W, 3-1</b>	J. McArthur	P. Murphy	W. Klein
8/22 H				
8/23 H				
8/24 H				
8/25 H				
8/26 H				
8/27 H				

### STORM CHASERS ON THE RISE

7 Omaha players that appear on a Top-30 Royals prospects ranking

PLAYER (POSITION)	MLB PIPELINE	BASEBALL AMERICA
Nick Loftin (INF)	Royals No. 5	Royals No. 5
Tyler Gentry (OF)	Royals No. 9	Royals No. 9
Anthony Veneziano (LHP)	Royals No. 18	Royals No. 4
Will Klein (RHP)	Royals No. 28	Royals No. 22
Devin Mann (INF)	Royals No. 30	Royals No. 21
Jonathan Bowlan (RHP)	-	Royals No. 18
Christian Chamberlain (LHP)	-	Royals No. 30

### STORM CHASERS PRESS BOX

Game Notes compiled by Nicholas Badders

Credential Requests: [nicholasb@omahastormchasers.com](mailto:nicholasb@omahastormchasers.com)

Omaha Storm Chasers gameday information, as well as the 2023 Storm Chasers Media Guide can be found at [milb.com/omaha/ballpark/media](http://milb.com/omaha/ballpark/media).

### SUNDAY'S GAME

	1	2	3	4	5	6	7	8	9	R	H	E	LO
Omaha	0	0	0	0	0	0	0	0	0	0	1	1	6
Toledo	0	0	1	0	1	1	0	0	x	3	4	2	8

WIN: Jack O'Loughlin (2-5) | LOSS: Andrew Hoffmann (0-2) | SAVE: Miguel Diaz (14)

**TOLEDO, OHIO** - The Omaha Storm Chasers were held to just one hit in a 3-0 loss to the Toledo Mud Hens Sunday as Toledo won both the series at Fifth Third Field, but also the season series, 10-8.

Omaha loaded the bases with just one out in the 1st inning, as **Edward Olivares** reached on an infield single, **Nick Pratto** drew his first of two walks and **Nick Loftin** reached on an error ... the Chasers couldn't get any of those three baserunners home and were held to three baserunners the rest of the game, with Olivares recording the lone hit of the game.

Pratto drew a walk in the 6th inning, **Bubba Thompson** drew a walk in the 8th inning and **Angelo Castellano** reached on an error in the 8th as well, the only chances the Storm Chasers had to mount an offensive attack, with the tying run left at the plate in the 8th.

Omaha starting pitcher **Andrew Hoffmann** worked into the 5th inning and held Toledo to just two runs (one earned) over 4.2 innings and tied a season-high with eight strikeouts, but also walked a career-high six.

Hoffmann loaded the bases in the 5th inning with two outs, but **Will Klein** came in to get the final out of the inning, stranding the three inherited runners. While Klein allowed a leadoff homer in the 6th, he retired his final six batters, for 2.1 innings of work.

**Steven Cruz** worked a hitless and scoreless 8th inning, but the Chasers went quietly in the 9th, falling in shutout fashion for the second time in the week and third time in 2023.

### NOTES AND NUGGETS

#### THAT'S WHAT SPEED DO

The Chasers have 185 steals in 115 games (average 1.61 SB/game) and have been caught 44 times for a success rate of 80.79%.

Omaha's 185 steals are the most of any Triple-A team and tied 13th in all of Minor League Baseball ... the Clearwater Threshers (Philadelphia Single-A) lead the minors (239) ... *Omaha is 8 steals away from breaking the franchise's single-season record of 192, set in 1986 and need to average 0.26 steals/game the last 31 games of the year.*

The Chasers have stolen at least one base in 75 of 115 games (65%), with multiple steals in 52 games and 11 occasions of 5+ steals.

Omaha stole 135 bases over the first 63 games of the season, but with team stolen base leaders **Dairon Blanco** (47) and **Samad Taylor** (38) both called up to Kansas City in mid-June, the Chasers have 50 steals in 52 games since Taylor was first recalled on June 16, which ranks 9th in the league in that time ... the Chasers have stolen a base in 28 of 51 games since June 16 (55%), including a 5-steal game 7/5 @ GWN and 4 steals on 7/21 vs. STP, both games Taylor was briefly with the club.

#### AUGUST ANGST

Omaha is just 2-15 in the month of August and last Tuesday's win over Toledo snapped an 11-game losing streak for the Chasers' first of two wins this month.

August began with 11 straight losses for the Chasers, with a pair of sweeps - a 6-game series on the road in Louisville and a 5-game set by the Iowa Cubs at Werner Park.

Omaha's 6.98 ERA (112 ER in 144.1 IP) is the 5th-worst among full-season MiLB teams this month and ranks tied as the 192nd-best of the 202 teams (11th-worst) ... the Chasers' .211 average this month (118-for-558) ranks as 116th among the 120 full-season Minor League teams, or 5th-worst.

The 11-game losing streak that started the month was not just the longest in the Storm Chasers era, but the longest by the Triple-A Omaha franchise at least in the 21st century, also tied for the longest in the International League this season ... the all-time franchise record losing streak is 13 games, set back in 1974.

#### TYLER, THE CREATOR OF RUNS

Since the start of the second half, right fielder **Tyler Gentry** has been Omaha's best hitter and leads the team in nearly every offensive category.

From June 28 to today, Gentry leads qualified Storm Chasers hitters with his .266/.390/.500 slashline and .890 OPS ... Gentry is 1st in total bases (64) and walks (25), tied 1st in 2nd-half in homers (7) and 2nd in runs batted in (17).

Overall in 2023, Gentry is the team leader in home runs (13), runs batted (58), hits (93), doubles (23), extra-base hits (38), total bases (159) and walks (60) this season. Gentry has made 92 starts in right field this season and played 809.0 innings at the position ... the last Storm Chaser to play that many innings at one position was **Matt Fields** in 2014, who made 100 starts (868.2 innings) at first base ... **Johnny Giavotella** holds the Storm Chaser record for most time at one position in a single season - 105 starts, 927.0 innings at second base in 2011.

#### PROTECTING PRATTO

**Nick Pratto** joined the Storm Chasers on rehab assignment last week, Omaha's 11th Major League rehab assignment in 2023 ... Pratto is 2-for-13 (.154) at the plate through four games, with 2 walks as well.

Omaha has had 6 rehab hitters and 5 pitchers ... those 5 pitchers have combined to make 12 starts, while the hitters have gone 38-for-137 (.277) with 5 HR & 15 RBI.

In 2022, Kansas City sent 13 players to Omaha on 14 Major League rehab assignments ... at this point last year, there had been just 10 rehab assignments with the Storm Chasers.

See list/results of all a Omaha's 2023 Rehab Assignments in back of Game Notes (page 28).

### AT A GLANCE

#### RECENT (L1)

Last 5 Games.....	1-4
Last 10 Games.....	2-8
Last 20 Games.....	4-16

#### SPLIT SEASON

1st Half.....	38-34
2nd Half.....	14-29

#### HOME/AWAY

Home Games.....	24-33
Away Games.....	28-30

#### TIME OF DAY

Night Games.....	35-49
Day Games.....	17-14

#### MONTH

March.....	1-0
April.....	9-15
May.....	12-14
June.....	17-7
July.....	11-12
August.....	2-15
September.....	

#### OPPONENT

vs. Columbus.....	10-2
vs. Gwinnett.....	2-9
vs. Indianapolis.....	9-2
vs. Iowa.....	4-11
vs. Louisville.....	2-10
vs. Memphis.....	2-4
vs. Nashville.....	2-4
vs. Rochester.....	4-2
vs. Scranton/WB.....	3-3
vs. St. Paul.....	6-6
vs. Toledo.....	8-10

#### DAY OF THE WEEK

on Monday.....	0-1
on Tuesday.....	6-12
on Wednesday.....	6-13
on Thursday.....	8-11
on Friday.....	14-7
on Saturday.....	8-10
on Sunday.....	10-7

#### LAST WEEK'S SERIES

Record.....	2-4
Batting Average.....	(.246)
Runs/Per Game.....	20/3.3
Home Runs.....	5
ERA.....	5.04 (28 ER / 50.0 IP)
Strikeouts (K/9).....	49 (8.8)
Saves/Opportunities.....	1/1

## QUICK FACTS

Founded.....	2011 (1969-2010: Omaha Royals)
Colors.....	Royal Blue, Twister Gold, Blackout Black
League.....	International League (Since 2021)
Ownership.....	Alliance Baseball Omaha LLC
General Manager.....	Laurie Schlender (4th Year)
Home Ballpark (Capacity).....	Werner Park (9,023, 6,254 fixed seats)
Dimensions.....	LF- 310 CF- 402 RF- 315

## ACTIVE ROSTER BREAKDOWN

Age 22.....0	Native of Dominican Republic.....1
Age 23.....2	Native of United States.....24
Age 24.....4	Native of Venezuela.....3
Age 25.....6	Acquired by Royals via Free Agency.....5
Age 26.....7	(International).....1 (Minor League) ...2 (Undrafted).....2
Age 27.....6	Acquired by Royals via Trade.....6
Age 28.....2	Acquired by Royals via Waivers.....2
Age 29.....1	Acquired by Royals via First Year Player Draft.....15
Age 30.....0	(High School).....0 (Rounds 1-5).....7 (2017 Draft).....2
Age 31.....0	(2nd Year/College).....1 (Rounds 6-10).....4 (2018 Draft).....4
Average Age ....25 Years 274 Days	(3rd Year/College).....12 (Rounds 11-20).....2 (2019 Draft).....5
Median Age.....26	(4th+ Year/College).....2 (Rounds 21-40).....2 (2020 Draft).....4

## PRO-NUN-SEE-AY-SHUNS

## PLAYERS









2 RYAN GOINS.....	(GO-ins)
4 EDWARD OLIVARES.....	(oh-lee-VAHR-es)
6 CLAY DUNGAN.....	(duhn-ginn)
17 ANGELO CASTELLANO.....	(kass-tay-AH-noh)
31 JONATHAN BOWLAN.....	(boh-lin)
36 BRETT DE GEUS.....	(duh GUS)
55 JONAH DIPOTO.....	(dih-POH-to)
56 ANTHONY VENEZIANO.....	(va-nee-ee-ah-no)
60 JOSÉ BRICEÑO.....	(bree-SEN-yo)

## COACHES

23 MIKE JIRSCHLE.....	(jursh-LEE)
33 DAVID NOWORYTA.....	(Nova-REE-tah)
52 BIJAN RADEMACHER.....	(bee-ZHON RAH-de-moch-err)

## UNIFORM RECORDS

## STANDARD UNIFORMS







 <b>Blue Vortex</b> (7-15) Home: 7-15 Road: 0-0	 <b>Blue O-Bolt</b> (33-33) Home: 5-2 Road: 28-31	 <b>Powder SC</b> (7-6) Home: 7-6 Road: 0-0	 <b>Powder O</b> (3-1) Home: 3-1 Road: 0-0
 <b>Home White</b> (6-13) Home: 6-13 Road: 0-0	 <b>Road Grey</b> (12-13) Home: 0-0 Road: 12-13	 <b>Blue O-Bolt</b> (21-20) Home: 5-2 Road: 16-18	 <b>Powder Blue</b> (7-6) Home: 7-6 Road: 0-0

 <b>Black O-Bolt</b> Home: 0-4 Road: 0-0
 <b>Community</b> Home: 0-4 Road: 0-0

 <b>Star Wars</b> Home: 1-0 Road: 0-0
 <b>Patriotic</b> Home: 0-2 Road: 0-0

## SPECIALTY/THEME NIGHTS (3-7)

 <b>Patriotic</b> (0-2) Home: 0-1 Road: 0-1
 <b>Runzas</b> Home: 0-1 Road: 0-0
 <b>Cattlemen</b> Home: 0-1 Road: 0-0
 <b>Rockets</b> Home: 1-0 Road: 0-0
 <b>Marvel</b> Home: 1-0 Road: 0-0
 <b>Throwback</b> Home: 0-0 Road: 0-0

 <b>Runzas</b> Home: 0-1 Road: 0-0
 <b>Cattlemen</b> Home: 0-1 Road: 0-0
 <b>Rockets</b> Home: 1-0 Road: 0-0
 <b>Marvel</b> Home: 1-0 Road: 0-0
 <b>Throwback</b> Home: 0-0 Road: 0-0
 <b>Corn</b> Home: 0-1 Road: 0-0

## RECENT TRANSACTIONS

## 2023 BREAKING ROSTER (9 players still active underlined&gt;

**Pitchers (15):** RHP Max Castillo, LHP Austin Cox, RHP Jonathan Heasley, RHP Jackson Kowar, RHP Brooks Kriske, LHP Marcelo Martinez, RHP Mike Mayers, RHP Andrés Núñez, LHP Drew Parrish, LHP Evan Sisk, RHP Collin Snider, RHP Josh Staumont, LHP Josh Taylor, RHP Ryan Weiss, RHP Nick Wittgren

**Catchers (3):** Freddy Fermin, Logan Porter, Jakson Reetz

**Infielders (6):** CJ Alexander, Angelo Castellano, Maikel Garcia, Nick Loftin, Nick Pratto, Samad Taylor

**Outfielders (3):** Dairon Blanco, Tucker Bradley, Tyler Gentry

70 DIFFERENT PLAYERS HAVE APPEARED IN A GAME FOR OMAHA IN 2023 (32 HITTERS, 38 PITCHERS)


115. 7/14	INF <u>CJ Alexander</u> activated from the 7-Day Injured List	139.	RHP <u>James McArthur</u> optioned to Omaha
116.	LHP <u>Angel Zerpa</u> returned from rehab assignment and optioned to Omaha	140.	RHP <u>Jackson Kowar</u> optioned to Omaha
117. 7/15	LHP <u>Cole Ragans</u> recalled by KANSAS CITY from Omaha	141.	INF <u>Devin Mann</u> acquired in a trade with LOS ANGELES (NL) and assigned to Omaha
118. 7/16	LHP <u>Cole Ragans</u> optioned to Omaha	142. 8/4	RHP <u>James McArthur</u> recalled by KANSAS CITY from Omaha
119.	RHP <u>Max Castillo</u> recalled by KANSAS CITY from Omaha	143.	RHP <u>Joe Barlow</u> claimed off waivers from TEXAS and optioned to Omaha
120.	LHP <u>Emilio Marquez</u> transferred to Omaha from Quad Cities (A+)	144. 8/8	LHP <u>Taylor Hearn</u> recalled by KANSAS CITY from Omaha
121.	RHP <u>Brooks Kriske</u> placed on the temporarily inactive list.	145. 8/10	OF <u>Nelson Velázquez</u> recalled by KANSAS CITY from Omaha
122.	RHP <u>Collin Snider</u> optioned to Omaha	146.	RHP <u>Brett de Geus</u> transferred to Omaha from NW Arkansas (AA)
123. 7/18	LHP <u>Emilio Marquez</u> transferred to Quad Cities (A+) from Omaha	147. 8/12	RHP <u>Max Castillo</u> recalled by KANSAS CITY from Omaha
124.	INF <u>Samad Taylor</u> optioned to Omaha	148.	RHP <u>Jonathan Heasley</u> optioned to Omaha
125. 7/19	INF <u>Matt Beaty</u> sent on a rehab assignment to Omaha	149.	RHP <u>Andrew Hoffmann</u> transferred to Omaha from NW Arkansas (AA)
126.	LHP <u>Austin Cox</u> recalled by KANSAS CITY from Omaha	150. 8/13	OF <u>Edward Olivares</u> optioned to Omaha
127. 7/20	RHP <u>Max Castillo</u> optioned to Omaha	151.	OF <u>Bubba Thompson</u> claimed off waivers from TEXAS and optioned to Omaha
128. 7/27	RHP <u>Brad Keller</u> returned to KANSAS CITY from rehab assignment	152.	INF <u>Adeiny Hechavarría</u> released
129. 7/28	INF <u>Samad Taylor</u> recalled by KANSAS CITY from Omaha	153.	OF <u>Brewer Hicklen</u> placed on the development list
131. 7/30	LHP <u>Taylor Hearn</u> acquired in a trade with TEXAS and optioned to Omaha	154. 8/15	OF <u>Tucker Bradley</u> transferred to Omaha from NW Arkansas (AA) from Omaha
131. 7/31	OF <u>Nelson Velázquez</u> acquired in a trade with CHICAGO (NL) and optioned to Omaha	155.	OF <u>Brewer Hicklen</u> reinstated from the development list
132. 8/1	INF <u>Matt Beaty</u> returned to KANSAS CITY from rehab assignment	156. 8/16	RHP <u>James McArthur</u> optioned to Omaha
133.	LHP <u>Angel Zerpa</u> recalled by KANSAS CITY from Omaha	157.	OF <u>Brewer Hicklen</u> placed on the development list
134.	RHP <u>James McArthur</u> recalled by KANSAS CITY from Omaha	158. 8/17	RHP <u>Jackson Kowar</u> recalled by KANSAS CITY from Omaha
135.	RHP <u>Jackson Kowar</u> recalled by KANSAS CITY from Omaha	159.	INF <u>Nick Pratto</u> sent on a rehab assignment to Omaha
136.	INF <u>Jermaine Palacios</u> released	160. 8/18	RHP <u>Max Castillo</u> optioned to Omaha
137.	LHP <u>Drew Parrish</u> transferred to Omaha from NW Arkansas (AA)	161. 8/22	LHP <u>Drew Parrish</u> transferred to NW Arkansas (AA) from Omaha
138. 8/2	LHP <u>Cole Ragans</u> recalled by KANSAS CITY from Omaha	162.	RHP <u>Dylan Coleman</u> optioned to Omaha





### MANAGER: MIKE JIRSCHLE • #23

- Mike Jirschele returns for his 15th season as Omaha's manager, his 18th season managing in Minor League Baseball and 32nd season overall with the Royals organization, named to the position of Storm Chasers manager on January 13, 2023, after previously managing Triple-A Omaha from 1995-97 and 2003-13.
- Jirschele served on the Kansas City Royals coaching staff as the Third Base Coach from 2014-19 and won the World Series in 2015. Jirschele most recently served as the bench coach under manager Chris Witheridge during the 2022 season with the Double-A Northwest Arkansas Naturals. He spent the 2021 season as Witheridge's bench coach for the High-A Central champion Quad Cities River Bandits and served as Special Assistant to the General Manager in 2020.
- In his second stint as Omaha's manager, over 11 years from 2003 to 2013, he led the team to four division titles, three consecutive trips to the Pacific Coast League Championship Series (2011-2013), two PCL titles (2011, 2013) and the team's first of two Triple-A National Championships in 2013.
- He earned the 2011 Mike Coolbaugh Award for *outstanding baseball work ethic, knowledge of the game and skill in mentoring young players on the field* and he is a four-time recipient of the Dick Howser Award (1992, 1994, 2005, 2011), recognizing outstanding work in player development within the Royals organization.
- Prior to his time with Omaha and Kansas City, he served as the Royals Minor League Infield Coordinator for four years, from 1998-2002, and he held managerial positions with Wilmington (1994), Rockford (1993) and the Gulf Coast Royals (1992).
- He appeared 999 games in the Minor Leagues across 13 years, between 1977 and 1990, including 22 games with the Omaha Royals between 1988 and 1989.



### PITCHING COACH: DANE JOHNSON • #59

- Dane Johnson enters his fourth year in the Royals organization and as the Storm Chasers pitching coach, after joining Kansas City ahead of the 2020 season. 2023 marks his 24th season coaching overall.
- He previously spent one season in the Miami Marlins organization (2019) as a Pitching Consultant and 19 seasons with the Toronto Blue Jays as a Minor League Pitching Coach from 2000-03, Pitching Coordinator from 2004-14 and Major League Bullpen Coach from 2015-18.
- Prior to entering coaching, spent 15 years as a player, including over 280 games in the Minor Leagues and parts of three seasons in the Majors with the Chicago White Sox (1994), Blue Jays (1996) and Oakland Athletics (1997), also playing two seasons (1990-1991) in the Chinese Professional Baseball League.
- Johnson and his wife, Gina, reside in Palm Harbor, Florida. They have two children: a daughter, Madison (31), and son, Cobi (27).



### HITTING COACH: BIJAN RADEMACHER • #52

- Bijan Rademacher (*bi-ZHON RAH-de-moch-err*) joins the Royals as the Omaha Storm Chasers Hitting Coach this year after spending the last two years with the Arizona Diamondbacks as their Minor League Hitting Coordinator (2021) and ACL Hitting Coach (2022).
- Prior to coaching, he spent eight years playing professionally (2012-2019), spanning seven seasons in the Chicago Cubs organization (2012-18) and slashed .280/.361/.402 over 702 career MiLB games, reaching as high as Triple-A. He also played one season in independent baseball (2019) with the New Britain Bees in the Atlantic League, in addition to an off-season in the Mexican Pacific Winter League.
- Over 243 career Triple-A games with the Iowa Cubs, he played 11 games at Werner Park and was a .378 hitter (14-for-37) with one homer and 5 runs batted in while playing in Omaha.
- Rademacher lives in Tempe, Arizona with his wife Melissa.



### BENCH COACH: DAVID NOWORYTA • #33 (3RD BASE COACH)

- David Noworyta (*Nova-REE-tah*) enters his second year in the Royals organization and first as Omaha's Bench Coach, after making his coaching debut in 2022 as the Assistant Hitting Coach for the River Bandits Kansas City's High-A affiliate.
- Prior to coaching, he spent four years playing professionally (2018-21), including three minor league seasons in the Detroit Tigers organization (2018-20), and one with the Independent Pioneer League's Billings Mustangs in 2021. Before signing with Detroit in 2018, Noworyta graduated from the University of Hawaii with a bachelor's degree in communications and journalism, and played in parts of three seasons for their baseball team.
- Noworyta attended Holy Cross Academy (N.J.), where he played baseball and basketball, and was selected by the Royals in the 37th round of the 2014 MLB Draft. He resides in Hainesport, N.J. in the off-season.



### CERTIFIED ATHLETIC TRAINER: JAMES STONE

- James Stone is entering his fifth season as the Certified Athletic Trainer for the Storm Chasers after serving the previous seven seasons with the Wilmington Blue Rocks (Royals High-A), including the 2015 season, in which he was named Carolina League Athletic Trainer of the Year.
- He joined the Kansas City organization in 2010 as the athletic trainer for the Class-A Burlington Bees. He came to the Royals after spending one season with the Central Valley Coyotes (Fresno, California) in Arena Football 2.
- Stone worked three seasons in the Florida Marlins organization, with stops in Jupiter (2008), Greensboro (2007) and Jamestown (2006), winning New York-Penn League Trainer of the Year honors in 2006.
- He was the Strength and Conditioning Coach for the Baltimore Orioles Class-A affiliate, the Delmarva Shorebirds, in 2005.
- Stone graduated with a bachelor's of science in kinesiology from Cal State-Northridge. He resides in Simi Valley, California with his dog, Ozzie.



### STRENGTH & CONDITIONING COACH: YANNICK PLANTE

- Yannick Plante is entering his third season as the Strength & Conditioning Coach for the Storm Chasers, after being slated to serve in that role with Northwest Arkansas in 2020.
- He began with the Kansas City Organization in 2019 as the athletic trainer for the Burlington Royals (Advanced Rookie, Appalachian League). He was then a staff member of the Surprise Saguaros of the Arizona Fall League in the fall of 2019.
- Plante has a master's degree in kinesiology from the University of Calgary and a bachelor's degree in human kinetics with specialization in biophysics from the University of Ottawa. He currently lives in Ottawa, Ontario.



**TONY MEDINA**  
MINOR LEAGUE/LATIN AMERICA  
MEDICAL COORDINATOR



**BEN NICHOLAS**  
PLAYER DEVELOPMENT TRAINEE



**JEREMY OWENS**  
PLAYER DEVELOPMENT TRAINEE

## Max Castillo - Pitching - Stat Splits - 2023 - Regular Season (Triple-A Only)

Split	Team	W	L	ERA	G	GS	CG	SHO	SV	IP	H	R	ER	HR	HB	BB	IBB	SO	WHIP	AVG	AB	WP	BK	GIDP	TBF	NP-S
Home Games	OMA	1	5	5.83	9	9	0	0	0	46.1	49	35	30	14	1	17	0	26	1.42	.271	181	3	0	5	201	758 - 474
Away Games	OMA	2	1	3.93	7	6	0	0	0	36.2	33	18	16	9	1	3	0	35	0.98	.231	143	1	0	0	149	569 - 385
Day Games	OMA	0	2	6.14	3	3	0	0	0	14.2	21	12	10	4	0	4	0	8	1.70	.339	62	1	0	1	69	279 - 176
Night Games	OMA	3	4	4.74	13	12	0	0	0	68.1	61	41	36	19	2	16	0	53	1.13	.233	262	3	0	4	281	1048 - 683
On Grass	OMA	3	6	4.99	16	15	0	0	0	83.0	82	53	46	23	2	20	0	61	1.23	.253	324	4	0	5	350	1327 - 859
April	OMA	0	4	6.16	4	4	0	0	0	19.0	28	17	13	5	0	7	0	6	1.84	.341	82	0	0	3	90	328 - 211
May	OMA	0	1	4.76	2	2	0	0	0	11.1	10	6	6	1	0	3	0	7	1.15	.244	41	0	0	0	45	160 - 101
June	OMA	2	1	3.49	5	5	0	0	0	28.1	22	13	11	7	1	5	0	20	0.95	.212	104	3	0	2	112	447 - 284
July	OMA	1	0	7.24	3	2	0	0	0	13.2	16	11	11	7	0	0	0	12	1.17	.281	57	1	0	0	57	214 - 151
August	OMA	0	0	4.22	2	2	0	0	0	10.2	6	6	5	3	1	5	0	16	1.03	.150	40	0	0	0	46	178 - 112
On Tuesdays	OMA	0	2	6.46	3	3	0	0	0	15.1	15	11	11	4	0	9	0	13	1.57	.259	58	0	0	1	68	258 - 157
On Wednesdays	OMA	0	1	4.11	3	3	0	0	0	15.1	16	9	7	3	1	2	0	13	1.17	.262	61	1	0	0	66	264 - 176
On Thursdays	OMA	1	1	5.40	3	2	0	0	0	15.0	13	12	9	5	1	3	0	6	1.07	.241	54	0	0	2	59	209 - 136
On Fridays	OMA	2	0	4.15	3	3	0	0	0	17.1	13	8	8	6	0	4	0	16	0.98	.197	66	0	0	1	70	266 - 176
On Saturdays	OMA	0	1	6.52	2	2	0	0	0	9.2	12	8	7	3	0	1	0	8	1.34	.293	41	3	0	0	42	167 - 108
On Sundays	OMA	0	1	3.48	2	2	0	0	0	10.1	13	5	4	2	0	1	0	5	1.35	.295	44	0	0	1	45	163 - 106
In games following a win	OMA	3	4	5.55	9	9	0	0	0	47.0	50	31	29	15	1	11	0	30	1.30	.266	188	3	0	4	201	767 - 496
In games following a loss	OMA	0	2	4.25	7	6	0	0	0	36.0	32	22	17	8	1	9	0	31	1.14	.235	136	1	0	1	149	560 - 363
Starter	OMA	3	6	4.90	15	15	0	0	0	79.0	79	50	43	21	2	20	0	57	1.25	.256	309	4	0	5	335	1268 - 820
Reliever	OMA	0	0	6.75	1	0	0	0	0	4.0	3	3	3	2	0	0	0	4	0.75	.200	15	0	0	0	15	59 - 39

## Max Castillo - Opposing Hitting - Stat Splits - 2023 - Regular Season (Triple-A Only)

Split	Team	AVG	G	AB	R	H	2B	3B	HR	RBI	BB	IBB	SO	SB	CS	OBP	SLG	OPS	HBP	SAC	SF	GIDP
vs Left	OMA	.214	16	154		33	6	1	13	30	11	0	26			.268	.519	.787	1	1	2	2
vs Right	OMA	.288	16	170		49	10	0	10	20	9	0	35			.326	.524	.850	1	0	1	3
Team is ahead	OMA	.279	10	122		34	4	1	11	20	6	0	26			.313	.598	.911	1	0	2	2
Team is behind	OMA	.311	10	103		32	7	0	9	23	5	0	18			.339	.641	.980	0	1	1	1
Score is tied	OMA	.162	13	99		16	5	0	3	7	9	0	17			.239	.303	.542	1	0	0	2
Batting First	OMA	.182	16	44		8	1	0	3	8	0	0	5			.200	.409	.609	1	1	0	0
Batting Second	OMA	.238	16	42		10	3	0	2	5	3	0	10			.283	.452	.735	0	0	1	0
Batting Third	OMA	.250	16	40		10	4	0	3	6	4	0	8			.311	.575	.886	0	0	1	0
Batting Fourth	OMA	.325	16	40		13	1	0	6	12	2	0	7			.357	.800	1.157	0	0	0	1
Batting Fifth	OMA	.270	16	37		10	3	1	2	7	2	0	10			.308	.568	.876	0	0	0	2
Batting Sixth	OMA	.194	16	31		6	1	0	0	1	4	0	8			.306	.226	.532	1	0	0	0
Batting Seventh	OMA	.200	16	30		6	0	0	2	5	2	0	6			.242	.400	.642	0	0	1	1
Batting Eighth	OMA	.267	16	30		8	2	0	3	3	2	0	2			.313	.633	.946	0	0	0	1
Batting Ninth	OMA	.367	16	30		11	1	0	2	3	1	0	5			.387	.600	.987	0	0	0	0
Leading Off	OMA	.313	16	83		26	3	0	9	9	3	0	11			.352	.675	1.027	2	0	0	0
First Inning	OMA	.151	15	53	4	8	1	0	2	4	3	0	10	0	1	.196	.283	.479	0	0	0	1
Second Inning	OMA	.224	15	58	4	13	2	0	1	2	1	0	12	0	0	.237	.310	.547	0	0	0	1
Third Inning	OMA	.283	15	60	9	17	5	0	3	9	4	0	11	5	0	.333	.517	.850	1	0	1	0
Fourth Inning	OMA	.192	15	52	9	10	3	1	2	9	8	0	10	3	0	.295	.404	.699	0	0	1	3
Fifth Inning	OMA	.344	16	61	14	21	1	0	6	14	2	0	11	3	1	.369	.656	1.025	1	1	1	0
Sixth Inning	OMA	.344	10	32	11	11	3	0	8	10	2	0	4	1	0	.382	1.188	1.570	0	0	0	0
Seventh Inning	OMA	.400	1	5	2	2	1	0	1	2	0	0	2	0	0	.400	1.200	1.600	0	0	0	0
Eighth Inning	OMA	.000	1	3	0	0	0	0	0	0	0	0	1	0	0	.000	.000	.000	0	0	0	0
Bases Empty	OMA	.241	16	216		52	12	0	15	15	12	0	40			.287	.505	.792	2	0	0	0
Runner at 1st	OMA	.256	15	39		10	2	0	1	4	3	0	10			.310	.385	.695	0	0	0	2
Runner at 2nd	OMA	.333	13	36		12	2	0	5	16	4	0	5			.400	.806	1.206	0	0	0	0
Runner at 3rd	OMA	.375	5	8		3	0	0	2	7	0	0	2			.300	1.125	1.425	0	0	2	0
Runners at 1st & 2nd	OMA	.125	11	16		2	0	0	0	1	1	0	2			.176	.125	.301	0	1	0	3
Runners at 1st & 3rd	OMA	.000	2	1		0	0	0	0	0	0	0	1			.000	.000	.000	0	0	0	0
Runners at 2nd & 3rd	OMA	.333	5	6		2	0	0	0	4	0	0	1			.286	.333	.619	0	0	1	0
Bases Loaded	OMA	.500	2	2		1	0	1	0	3	0	0	0			.500	1.500	2.000	0	0	0	0
Runners On	OMA	.278	16	108		30	4	1	8	35	8	0	21			.319	.556	.875	0	1	3	5
Scoring Position	OMA	.290	16	69		20	2	1	7	31	5	0	11			.325	.652	.977	0	1	3	3
No Outs	OMA	.279	16	122		34	5	1	11	19	5	0	21			.315	.607	.922	2	1	1	1
One Out	OMA	.235	16	102		24	6	0	7	15	8	0	24			.286	.500	.786	0	0	2	4
Two Outs	OMA	.240	16	100		24	5	0	5	16	7	0	16			.290	.440	.730	0	0	0	0
Late / Close	OMA	.500	1	4		2	1	0	1	2	0	0	1			.500	1.500	2.000	0	0	0	0
Ahead in Count	OMA	.210	16	105		22	3	0	9	15	0	0	25			.217	.495	.712	1	0	0	1
Behind in Count	OMA	.219	16	96		21	6	0	6	12	20	0	19			.345	.469	.814	0	0	3	1
0-0 Count	OMA	.362	16	47		17	3	1	4	14	0	0	0			.362	.723	1.085	0	0	0	1
0-1 Count	OMA	.367	16	30		11	0	0	4	9	0	0	0			.367	.767	1.134	0	0	0	1
0-2 Count	OMA	.036	16	28		1	0	0	0	0	0	0	15			.069	.036	.105	1	0	0	0
1-0 Count	OMA	.240	16	25		6	0	0	3	3	0	0	0			.240	.600	.840	0	0	0	1
1-1 Count	OMA	.441	16	34		15	3	0	2	7	0	0	0			.441	.706	1.147	0	1	0	1
1-2 Count	OMA	.213	16	47		10	3	0	5	6	0	0	10			.213	.596	.809	0	0	0	0
2-0 Count	OMA	.400	14	10		4	1	0	0	1	0	0	0			.400	.500	.900	0	0	0	0
2-1 Count	OMA	.231	16	13		3	2	0	1	3	0	0	0			.214	.615	.829	0	0	1	0
2-2 Count	OMA	.167	16	42		7	1	0	2	2	0	0	17			.186	.333	.519	1	0	0	1
3-0 Count	OMA	.000	9	1		0	0	0	0	0	6	0	0			.857	.000	.857	0	0	0	0
3-1 Count	OMA	.000	15	4		0	0	0	0	0	5	0	0			.556	.000	.556	0	0	0	0
3-2 Count	OMA	.186	16	43		8	3	0	2	5	9	0	19			.315	.395	.710	0	0	2	0
Pitcher	OMA	.253	16	324		82	16	1	23	50	20	0	61			.298	.522	.820	2	1	3	5





## #50 MAX CASTILLO

### RIGHT-HANDED PITCHER

**BORN:** May 4, 1999 in Caracas, Venezuela (Age 24)

**HOMETOWN:** Caracas, Venezuela

**RESIDES:** Caracas, Venezuela

**HEIGHT/WEIGHT:** 6'2" / 285 LBS

**TRADED:** August 2, 2022 – from Toronto with Samad Taylor to Kansas City in exchange for Whit Merrifield.

**SIGNED:** September 25, 2015 – International Free Agent (Toronto)

**MLB SERVICE TIME:** 56 Days

**SEASON WITH STORM CHASERS:** 2nd Season

### SCOUTING REPORT (4SFB, CH, SL)

**4-SEAM FASTBALL:** Sits 90-93 mph, averages 91.8 ... Season usage: 53% ... Last Omaha start: Threw it 46% of the time (43/93 pitches)  
**CHANGEUP:** Sits 84-86 mph, averages 85.2 ... Season usage: 25% ... Last Omaha start: Threw it 33% of the time (31/93 pitches)  
**SLIDER:** Sits 79-84 mph, averages 81.6 ... Season usage: 22% ... Last Omaha start: Threw it 20% of the time (19/93 pitches)

### TODAY'S START

- Making his **16th** start of the season with Omaha, his **10th** at Werner Park and his **24th** appearance overall in 2023 between Omaha and Kansas City ... in his 5th stint this year in Triple-A, has 4 stints in the big leagues with the Royals (5/7-5/16, 5/19-5/23, 7/16-7/20, 8/12-8/18).
- Omaha is 5-10 in games Castillo starts this season, 4-3 when he gets multiple runs of support, 1-7 when less than 2.
- Leads the Chasers with 4 quality starts (of the team's 16) ... 1st on the team in innings (83.0 IP), 1st in starts (15), 2nd in strikeouts (61) ... lowest BABIP (.262) among 23 Royals minor league pitchers with at least 60.0 IP this season, 4th-lowest BB/9 (2.17).
- Since June 1, 24 of the 30 runs he's allowed with Omaha (80%) have come on home runs (18 homers – 12 solo HR, 6 two-run HR).

### LAST OUTING: THURSDAY, AUGUST 17 vs. SEATTLE

In his 4th stint with the Royals, made his 2nd appearance in the series with Seattle and his 7th overall in 2023 ... took over for starter Angel Zerpa to begin the top of the 5th inning and threw a scoreless frame, got the 1st out of the 6th inning but walked a pair and allowed an RBI double and was removed from the game, in favor of Jackson Kowar ... optioned back to Omaha the next day, Friday August 18th.

### 2023 HIGHLIGHTS

- Optioned to Omaha on March 22 and opened the season with the Chasers ... has only pitched out of the bullpen with the Royals, averaging 3.0 innings per MLB outing ... 15 of 16 appearances with Omaha have been starts, averaging over 5.0 inning per game in Triple-A.
- First 5 Omaha Starts: 6.66 ERA (18 ER in 24.1 IP), 1.81 WHIP (10 BB & 34 H), .333 opponents' average (34-for-102), 9 strikeouts (3.33 K/9).
- Recalled by Kansas City on May 7 after 5 starts with Omaha and pitched in 4 games out of the bullpen for the Royals across two stints, twice the "bulk" pitcher behind an opener ... optioned again May 23 and 4 of his next 6 starts with Omaha were quality starts.
- Started twice in home-opening series vs. Toledo (4/4 and 4/9) ... allowed 4 runs over 4.1 innings in both starts.
- Was supposed to start 4/15 @ Iowa and then 4/16 @ Iowa (G1), but neither game was played due to inclement weather, his turn in the rotation was skipped and didn't pitch again until 4/20 vs. GWN, his first start of 5.0 complete innings.
- Threw 3 quality starts in a 4-start stretch, between May 28 and June 15: 5/28 @ STP (6.0 IP, 1 ER), 6/9 @ IND (6.0 IP, 1 ER) & 6/15 vs. COL (6.0 IP, 2 ER) ... left with a 6-1 lead in St. Paul but got a no-decision as the Saints took a lead against the bullpen ... came 1 off a career-high with 8 strikeouts and earned his first win in Indianapolis ... earned his second win and did not walk or strike out a batter against Columbus.
- Was scheduled to start 7/7 @ GWN but instead made his first appearance out of the bullpen with Omaha this year as the "bulk" pitcher at the end of the game ... allowed 3 runs on a pair of homers but did not walk a batter.
- Slated to pitch 7/16 for Omaha, was instead called up to Kansas City and pitched out of the bullpen July 19 vs. Detroit, threw the final 3.0 innings and allowed just one single, retiring 9 of 10 batters with 1 strikeout, optioned on 7/20.
- Made 4 starts in his most recent stint with Omaha, went 1-0 with 3 no-decisions, last 3 starts were all 5.0 IP+, tied a season-high with 8 strikeouts in his last two triple-A starts, 8/2 @ LOU and 8/8 vs. IOW, but walked a season-high 4 vs. the 1-Cubs.

### CAREER NOTES

- 2022**
  - Began the 2022 season in the Toronto Blue Jays organization and made 20 appearances (11 in the Minor Leagues and 9 in the big leagues) before being acquired by Kansas City in a trade on August 2 with Samad Taylor in exchange for Whit Merrifield ... had three stints with the Royals: August 18-20, September 4-7 and September 25 through the end of the season.
  - Started the year back in New Hampshire (AAA), earned a promotion on May 15 to Buffalo (AAA), where he had a 2-0 record and a 0.66 ERA (2 ER in 27.1 IP) over five games (three starts), then made his MLB debut on June 19 vs. the Yankees, pitching the 1st inning in relief.
  - After being traded to Kansas City minutes before the Trade Deadline from Toronto, was assigned to Omaha (AAA) and appeared in two games before being recalled to make his Royals debut on August 18 @ Tampa Bay.
  - Pitched to a 2.97 ERA (10 ER in 30.1 IP) in his first 11 MLB games (4 starts), including two starts with the Royals where he allowed just 3 R in 9.2 IP ... but in his final three outings (two firsts in the year, allowed 16 R on 15 H in 9.0 IP, raising his ERA from 2.97 to 5.95).
- 2021**
  - Spent the entire season with the New Hampshire Fisher Cats (AA), appearing in 21 games (20 starts) while going 11-4 with a 4.85 ERA (55 ER in 102.0 IP) and 89 strikeouts ... 2021 marked his third consecutive season with double-digit wins and triple-digit innings.
  - Led all Double-A pitchers with 11 wins, while third in the league in innings pitched and tied fourth in starts ... among qualified pitchers in the Double-A Northeast league, was fourth in opponents' average (.265), fifth in ERA and fifth in WHIP (1.38).
- 2019**
  - Spent the entire year with the Duncedin Blue Jays (A+) and was named a Florida State League postseason All-Star ... made six scoreless starts, with at least one in each month ... tied for the Toronto organization lead in wins (11), while 4th in innings (130.1), tied 4th in starts (24) and 5th in strikeouts (114) ... among qualified Blue Jays farmhands, 2nd in the system in ERA, 2nd in WHIP (1.10) and 3rd in opponents' average (.235).
- 2018**
  - Spent his first year of full-season ball with the Lansing Lugnuts (A) ... tied 3rd in the Midwest League in wins (10), 7th in innings (131.1) and tied 9th in strikeouts (115) ... set career highs in innings and strikeouts en route to being named a Midwest League Midseason All-Star, pitched 10 scoreless innings over two stints in the Midwest League All-Star Game on June 19 at Lansing's home field Cooley Law School Stadium.
  - Threw the longest scoreless streak of his career, 20.1 scoreless innings between June 15 and July 3, spanning 3 starts.
- 2017**
  - Spent the entire season with the Bluefield Blue Jays (R) in the Appalachian League, going a perfect 6-0 across 10 starts with a 3.80 ERA (20 ER in 47.1 IP) ... struck out 52 batters while walking only 7, producing the highest SO/9 of his career (9.89).
- 2016**
  - Split his first professional season between Toronto's Rookie affiliates in the Dominican Summer League and Gulf Coast League, making 13 combined appearances (12 starts) while pitching to a 4.14 ERA (23 ER in 50.0 IP) and a 1.22 WHIP ... transferred to the GCL Blue Jays less than a month into the season, on June 24, after four outings in the DSL where he never allowed more than one run in a game.

## CAREER PITCHING

SEASON TEAM	W	L	ERA	G	GS	CG	SHO	SV	SVO	IP	H	R	ER	HR	HB	BB	IBB	SO	WHIP	AVG	AB	WP	BK	GIDP	TBF	NP-S	
2016 DSL Blue Jays (R)	0	0	2.45	4	3	0	0	0	0	11.0	7	3	3	0	1	3	0	11	0.91	.175	40	2	0	0	44	79-62	
GCL Blue Jays (R)	2	3	4.62	9	9	0	0	0	0	39.0	38	23	20	2	3	13	0	29	1.31	.257	148	6	0	3	169	286-220	
2017 Bluefield (R)	6	0	3.80	10	10	0	0	0	0	47.1	54	23	20	4	1	7	0	52	1.29	.284	190	4	1	4	200	730-505	
2018 Lansing (A)	10	5	4.52	28	22	0	0	1	2	131.1	142	74	66	12	7	42	0	115	1.40	.277	512	13	3	10	568	2033-1320	
2019 Dunedin (A+)	11	5	2.69	24	24	0	0	0	0	130.1	115	46	39	8	4	28	0	114	1.10	.235	489	3	0	8	523	2004-1346	
2020	Did not pitch (No Minor League season)																										
2021 New Hampshire (AA)	11	4	4.85	21	20	0	0	0	0	102.0	106	60	55	12	4	35	0	89	1.38	.265	400	9	1	6	441	1669-1086	
2022 New Hampshire (AA)	3	1	3.10	6	6	0	0	0	0	29.0	21	10	10	3	0	14	0	35	1.21	.198	106	2	0	0	122	465-287	
Buffalo (AAA)	2	0	0.66	5	3	0	0	0	0	27.1	10	2	2	2	1	10	0	29	0.73	.112	89	0	0	2	100	384-244	
Omaha (AAA)	1	1	8.44	7	6	0	0	0	0	21.1	35	24	20	3	2	9	0	22	2.06	.354	99	0	0	1	113	437-289	
TORONTO	0	0	3.05	9	2	0	0	0	0	20.2	15	9	7	4	0	5	0	20	0.97	.197	76	1	0	2	81	334-209	
KANSAS CITY	0	2	9.16	5	4	0	0	0	0	18.2	23	19	19	4	2	10	0	17	1.77	.307	75	1	0	1	89	363-223	
2023 Omaha (AAA)	3	6	4.99	16	15	0	0	0	0	83.0	82	53	46	23	2	20	0	61	1.23	.253	324	4	0	5	350	1327-859	
KANSAS CITY	0	1	4.43	7	0	0	0	0	0	20.1	20	10	10	2	3	9	1	10	1.43	.267	75	0	0	3	89	342-216	
MAJOR LEAGUE TOTALS (2 Seasons)	0	3	5.43	21	6	0	0	0	0	59.2	58	38	36	10	5	24	1	47	1.37	.257	226	2	0	6	259	1039-648	
Minor League Totals (7 Seasons)	49	25	4.07	130	118	0	0	1	2	621.2	610	318	281	69	25	181	0	557	1.27	.254	2397	43	5	39	2630	9414-6218	

### SEASON / CAREER HIGHS

SEASON	CAREER
Last: 6/30/2023 vs. Iowa 6.0 (4x)	INNINGS PITCHED 7.0 (3x) Last: 5/20/2022 vs. Syracuse 10 (2x) Last: 8/7/2021 vs. Hartford
4/9/2023 vs. Toledo 9	HITS ALLOWED 8 (2x) Last: 6/10/2018 @ Fort Wayne
4/20/2023 vs. Gwinnett 7	RUNS ALLOWED 8 (2x) Last: 6/10/2018 @ Fort Wayne
Last: 5/21/2023 @ CHICAGO (AL) 5 (2x)	EARNED RUNS ALLOWED 3 7/28/2023 @ Columbus
7/28/2023 @ Columbus 3	HOME RUNS ALLOWED 4 (6x) Last: 9/25/2022 vs. SEATTLE
8/8/2023 vs. Iowa 4	WALKS ALLOWED 9 5/30/2018 vs. Lake County
Last: 8/8/2023 vs. Iowa 8 (3x)	STRIKEOUTS 26 (3x) Last: 5/20/2022 vs. Syracuse
6/9/2023 @ Indianapolis 25	BATTERS FACED 100 6/3/2023 vs. Memphis
6/3/2023 vs. Memphis 100	PITCHES THROWN 20.1 IP 6/15/2018 to 7/3/2018
6/9/2023 to 6/15/2023 8.1	SCORELESS STREAK

### 2023 RUN SUPPORT (OMAHA STARTS ONLY)

RUNS SCORED	0	1	2	3	4	5	6	7	8	9	10+
GAMES	4	4		4		1	2				
PLAYER W-L	0-3	0-2		1-1		1-0	1-0				
TEAM W-L	1-3	0-4		2-2		1-0	1-1				

### 2023 GAME-BY-GAME

DATE	OPPONENT	RES	LEFT GAME	DEC	IP	H	R	ER	HR	HB	BB	SO	BF	NP-S
4/4	vs. Toledo	L, 9-2	Top 5th, losing 4-1	L	4.1	6	4	4	1	0	2	2	20	74-46
4/9	vs. Toledo	L, 8-2	Top 5th, losing 4-1	L	4.1	9	4	3	2	0	1	1	24	94-60
4/20	vs. Gwinnett	L, 9-3	End 5th, losing 7-3	L	5.0	6	7	4	1	0	3	2	23	75-46
4/26	@ Nashville	L, 5-0	Bottom 6th, losing 2-0	L	5.1	7	2	2	1	0	1	1	23	85-59
5/2	vs. Louisville	L, 10-4	Top 6th, losing 4-0	L	5.1	6	5	5	1	0	3	3	24	91-55
5/8	CHICAGO (AL) *	W, 12-5	END 9TH, WON 12-5	W	2.2	2	1	1	0	1	2	1	13	47-30
5/12	@ MILWAUKEE *	L, 5-1	BOTTOM 6TH, LOSING 3-0	L	4.1	6	2	2	1	0	3	4	20	80-49
5/15	@ SAN DIEGO *	L, 4-0	MIDDLE 7TH, LOSING 3-0	L	2.1	0	0	0	0	0	1	3	8	42-25
5/21	@ CHICAGO (AL) *	L, 5-2	BOTTOM 7TH, LOSING 5-2	L	4.2	8	5	5	1	0	0	1	22	76-52
5/28	@ St. Paul (Q)	L, 10-6	Middle 7th, winning 6-1	W	6.0	4	1	1	0	0	0	4	21	69-46
6/3	vs. Memphis	L, 4-2	Top 6th, losing 4-0	L	5.1	5	4	3	1	0	1	6	22	100-59
6/9	@ Indianapolis (Q)	W, 6-2	Middle 7th, winning 5-1	W	6.0	4	1	1	1	0	1	8	25	89-61
6/15	vs. Columbus (Q)	W, 4-2	End 6th, winning 3-2	W	6.0	4	2	2	2	1	0	0	21	75-51
6/21	@ Rochester	W, 7-3	Middle 6th, tied 3-3	W	5.0	6	3	2	1	0	0	4	21	94-61
6/30	vs. Iowa (Q)	L, 6-5	End 6th, tied 3-3	L	6.0	3	3	3	2	0	3	2	23	89-52
7/7	@ Gwinnett *	L, 9-6	End 8th, losing 9-6	L	4.0	3	3	3	2	0	0	4	15	59-39
7/19	DETROIT *	W, 12-5	MIDDLE 9TH, LOSING 3-2	W	3.0	1	0	0	0	0	0	1	10	37-28
7/22	vs. St. Paul	W, 8-5	Top 5th, losing 4-0	W	4.1	7	4	4	2	0	0	2	20	67-49
7/28	@ Columbus	W, 7-6	Bottom 6th, winning 6-4	W	5.1	6	4	4	3	0	0	6	22	88-63
8/2	@ Louisville	L, 5-4	Middle 6th, losing 4-1	L	5.0	3	4	3	1	1	1	8	22	85-56
8/8	vs. Iowa	L, 8-2	Top 6th, losing 2-1	L	5.2	3	2	2	2	0	4	8	24	93-56
8/15	SEATTLE *	L, 10-8 (10)	TOP 7TH, LOSING 8-5	L	1.2	1	1	1	0	1	1	0	8	32-18
8/17	SEATTLE *	L, 6-4	TOP 6TH, LOSING 2-1	L	1.2	2	1	1	0	1	2	0	8	28-14

(Q) Indicates Quality Start

\* Indicates Relief Appearance

INDICATES GAME WITH KANSAS CITY

### 2023 BATTED BALL STATISTICS (TRIPLE-A ONLY)

BABIP	GB/FB	LD%	GB%	FB%	IFFB%	HR/FB	Pull%	Cent%	Oppo%	SwStr%
.242	1.06	20.5%	40.9%	38.6%	21.0%	23.0%	41.9%	29.6%	28.5%	8.9%

### vs. St. Paul in 2023

W	L	ERA	G	GS	CG	SHO	GF	HLD	SV	SVO	IP	H	R	ER	HR	HB	BB	IBB	SO	WHIP	AVG
0	0	4.35	2	2	0	0	0	0	0	0	10.1	11	5	5	2	0	0	0	6	1.06	.268

### vs. St. Paul HITTERS in 2023

PLAYER	AVG	AB	H	2B	3B	HR	RBI	BB	SO	PLAYER	AVG	AB	H	2B	3B	HR	RBI	BB	SO
Camargo, J	.250	4	1	0	0	0	0	0	1	Miranda, J	.000	3	0	0	0	0	0	0	0
Celestino, G	.000	2	0	0	0	0	0	0	0	Pérez, H	.000	2	0	0	0	0	0	0	0
Contreras, M	.400	5	2	1	0	0	1	0	1	Polanco, J	.667	3	2	0	0	1	1	0	0
De Goti, A	.250	4	1	0	0	0	0	0	1	Stevenson, A	.333	6	2	0	0	1	3	0	0
Garlick, K	.500	2	1	0	0	0	0	0	1	Williams, C	.000	2	0	0	0	0	0	0	1
LaMarre, R	.500	2	1	0	0	0	0	0	0	Wolters, T	.000	2	0	0	0	0	0	0	0
Lamach, T	.000	2	0	0	0	0	0	0	1	Yake, E	.500	2	1	1	0	0	0	0	0

## PLAYER

## 48 JOE BARLOW

RHP • R/R • 6'2" • 200 lbs • 9/28/1995 (27)  
Claimed off Waivers from Texas — 8/4/2023  
Drafted by Texas — 2016, 11th Round (Salt Lake CC)  
Born: Riverton, Utah • Resides: Scottsdale, Arizona

## 32 CHRISTIAN CHAMBERLAIN

LHP • L/L • 5'10" • 175 lbs • 7/20/1999 (24)  
2020 MLB Draft — Round 4 (Oregon State)  
Born: Grand Junction, Colorado • Resides: Reno, Nevada

## # DYLAN COLEMAN

RHP • R/R • 6'5" • 235 lbs • 9/16/1996 (26)  
Traded from San Diego — 11/5/2020  
Born: Potosi, Missouri • Resides: Mineral Point, Missouri

## 46 STEVEN CRUZ

RHP • R/R • 6'6" • 233 lbs • 6/15/1999 (24)  
Traded from Minnesota — 1/24/2023  
Originally signed 3/20/2017 with Minnesota (Intl. F.A.)  
Born/Resides: Salcedo, Dominican Republic

## 36 BRETT DE GEUS

RHP • R/R • 6'2" • 190 lbs • 11/4/1997 (25)  
Signed 5/12/2023 as a Minor League Free Agent  
Born/Resides: Pleasanton, California

## 55 JONAH DIPOTO

RHP • R/R • 6'1" • 225 lbs • 9/3/1996 (26)  
2019 MLB Draft — Round 35 (UC San Diego)  
Born: Queens, New York • Resides: San Diego, California

## 54 JONATHAN HEASLEY

RHP • R/R • 6'3" • 235 lbs • 1/27/1997 (26)  
2018 MLB Draft — Round 13 (Oklahoma State)  
Born: Plano, Texas • Resides: Dallas, Texas

## 62 WILL KLEIN

RHP • R/R • 6'5" • 230 lbs • 11/28/1999 (23)  
2020 MLB Draft — Round 5 (Eastern Illinois)  
Born: Maryville, Tenn. • Resides: Bloomington, Ind.

## 52 JAMES McARTHUR

RHP • R/R • 6'7" • 230 lbs • 12/11/1996 (26)  
Traded from Philadelphia — 5/8/2023  
Drafted by Philadelphia — 2018, 12th Round (Ole Miss)  
Born/Resides: New Braunfels, Texas

## 40 WALTER PENNINGTON

LHP • L/L • 6'2" • 205 lbs • 4/14/1998 (25)  
Signed 8/19/2020 as an Undrafted Free Agent (Columbia School of Mines)  
Born: Englewood, Colo. • Resides: Broomfield, Colo.

## 45 EVAN SISK

LHP • L/L • 6'2" • 195 lbs • 4/23/1997 (26)  
Traded from Minnesota — 1/24/2023  
Drafted by St. Louis — 2018, 16th Round (College of Charleston)  
Born: Pineville, N.C. • Resides: Chester, S.C.

## 43 COLLIN SNIDER

RHP • R/R • 6'4" • 205 • 10/10/1995 (27)  
2017 MLB Draft — Round 12 (Vanderbilt)  
Born/Resides: Murfreesboro, Tennessee

## QUICK NOTES

- 2023: Opened the season with Round Rock (AAA), pitched 20 games across 3 stints with the Express and 13 games over 2 stints with Texas in the big leagues (5.6-5.30 & 6.14-7.4) with a 4.66 ERA (6 ER in 9.2 IP) and 6 strikeouts to just 2 walks ... 13 of 20 appearances with Round Rock were scoreless ... claimed off waivers from Texas by the Royals on 8/4, optioned to Omaha, served as opener on 8/12
- 2022: Spent the entire season in the Rangers' bullpen ... set MLB career highs in games pitched (35), saves (13) and strikeouts (28) and led the Rangers in saves despite two stints in the Injured List ... finished with a 3-1 record and 3.86 ERA (15 ER in 35.0 IP) ... his 7.20 K/9 was 2nd-lowest among MLB pitchers with 10+ saves (5.63-ARI's Mark Melancon) ... underwent arthroscopic surgery on 11/4/22 to separate a pair of fused tendons in his right wrist.
- 2021: Opened the season with Round Rock (AAA) and pitched 17 games for the Express before his contract was selected on 6/23 ... pitched to a 1.55 ERA (5 ER in 29.0 IP) with 11 saves over 31 games with Texas ... ranked among MLB leaders (min. 30 G) in opp. BA (1st), OBP (3rd), SLG (3rd), OPS (3rd), WHIP (3rd, 0.83), and ERA (8th).

4SFB (91-93), SL (85.3), CB (75.7)

CONSECUTIVE BATTERS RETIRED: 1 (8/16)

SCORELESS STREAK: 0.1 IP (8/16)

Ranked by Baseball America as the No. 30 Royals prospect

- 2023: Opened the year in NW Arkansas (AA) and made 20 appearances out of the bullpen for the Naturals and went 1-2 with a 1.99 ERA (7 ER in 31.2 IP), and struck out 49 (13.93 K/9) ... 14 of 20 Double-A appearances were scoreless ... promoted to Omaha on 6/20, made Triple-A debut 6/20 @ ROC (1.0 IP, 2 R, 2 K) ... only 10 of 19 Triple-A games have been scoreless ... among Royals MLB pitchers (min. 40.0 IP), 3rd with 13.22 K/9 and 3rd with 32.1% K%.
- 2022: After beginning the season with Quad Cities (A+), was assigned to NW Arkansas (AA) on May 31 and finished the season in Double-A ... pitched 33 games between the two levels, among Royals Minor League pitchers with at least 40.0 innings pitched, his 13.22 K/9 and 29.6% K% both ranked 3rd-best ... his 19.3% BB% was 2nd-worst.
- 2021: Assigned to Quad Cities (A+) on 5/23 to begin his career in professional baseball and pitched two games out of the bullpen for the River Bandits, going 1-0 with a 4.91 ERA (2 ER in 3.2 IP) with just one walk and six strikeouts, before being placed on the 7-day Injured List on 6/14, where he remained for the rest of the season.

4SFB (93-96), SL (84.5), CB (80.5), SNK (94.2)

CONSECUTIVE BATTERS RETIRED: 3 (8/16 to 8/18)

SCORELESS STREAK: 2.2 IP (8/8 to 8/18)

- 2023: Made his second consecutive Opening Day Roster with the Royals & allowed 10 ER in 5.0 IP (18.00 ERA) in 5 games with 7 H, 7 BB & 5 K ... optioned to Omaha on 4/14, appeared in his first game 5/2 vs. LOU ... 14 of 20 his first Omaha appearances were scoreless ... 34 of 57 outs he's recorded with Omaha this year are strikeouts (21 on Sweeper & 13 on 4SFB) 15.91 K/9 (33 K in 18.2 IP) ... 6 of his last 7 Chasers games were scoreless, then recalled on 7/5 and pitched 18 games with KC (11 scoreless), had 5.40 ERA (8 ER in 13.1 IP) with 12 BB & 16 K ... optioned to Omaha 8/21
- 2022: Spent nearly the entire season in Kansas City, pitching in 68 games for the Royals with a 5-2 record and 2.78 ERA (21 ER in 68.0 IP) and 71 strikeouts ... 2nd-most appearances among rookie relievers, 8th in ERA, and 9th in strikeouts ... did not allow a HR over the final 26.0 innings of the season ... pitched 1 game for Omaha on May 24.
- 2021: Opened the season in NW Arkansas (AA) and assigned to Omaha on 7/8 ... earned his first MLB call-up on 9/20 and pitched in 5 games for Kansas City with 7 K in 6.1 IP.

4SFB (95-97), SW (81.0), SL (90.1)

CONSECUTIVE BATTERS RETIRED: 2

SCORELESS STREAK: 2

- 2023: Traded from Minnesota with Evan Sisk to KC in exchange for Michael A. Taylor on Jan. 24 ... opened the year with NW Arkansas (AA), appeared in 29 games, with a 2.20 ERA (8 ER in 32.2 IP), 9 saves and 42 strikeouts, at the time of his promotion to Triple-A, led the Texas league in saves (9), tied 3rd in games pitched (29) ... did not allow an earned run over his last 14 appearances (16.2 IP) with NWA ... assigned to Omaha on 7/12, threw scoreless inning in debut 7/14 ... 8 of 12 Triple-A appearances have been scoreless ... fastball averages 96.9 mph, has hit 100mph 4 times this year.
- 2022: Spent the season with Wichita (AA), appeared in 46 games out of the bullpen with a 1-4 record, four saves and a 5.14 ERA (32 ER in 56.0 IP), with 72 strikeouts (11.6 K/9) ... led the Wind Surge staff in games pitched, 2nd in the Texas League ... among Twins MLB pitchers, t-2nd in games pitched, behind Evan Sisk (50), who he was traded with to Kansas City.
- 2021: In his first year of full-season ball, spent most of the year with Fort Myers (A) before ending the year with Cedar Rapids (A+) ... pitched in 28 games (two starts) between the two levels and went 4-2 with a 4.32 ERA (24 ER in 50.0 IP) with a career-high 80 strikeouts (14.4 K/9) with a .189 opponents' batting average (35-for-185).

4SFB (95-99), SL (90.1), SNK (96.5)

CONSECUTIVE BATTERS RETIRED: 1 (8/20)

SCORELESS STREAK: 3.1 IP (8/12 to 8/20)

- 2023: Opened the season with the Frederick team in the independent Atlantic League, pitched 5 games with 3.00 ERA (2 ER in 6.0 IP) and was signed by Kansas City as a minor league free agent on 5/12, then assigned to NW Arkansas (AA) on 5/30 ... pitched 19 games (2 starts) for NWA and went 2-1 with a 2.97 ERA (11 ER in 33.1 IP) and pitched 28 games to 8 walks (3.5 K/BB) ... assigned to Omaha on 8/10.
- 2022: After being outrighted off the 40-man roster by Arizona in December 2021, opened the season with Amarillo (AA) and pitched 17 games for the Sod Poodles, before being released on 6/6 ... finished the year with the York Revolution in the independent Atlantic League and pitched in 33 games, with a 2-2 record and 6.43 ERA (25 ER in 35.0 IP).
- 2021: Was selected by the Texas Rangers from the Dodgers organization with the 2nd pick in the 2020 Rule 5 Draft and made the Rangers' Opening Day roster in 2021, made his MLB debut 4/1/21 at Kansas City with 3 ER in 1.0 IP ... was designated for assignment 6/23/21 after posting a 8.44 ERA over 19 games for Texas ... claimed off waivers by Arizona on 6/25 and went 3-2 with a 6.56 ERA and 15 strikeouts over 28 relief appearances, then was designated for assignment in November.

SNK (93-96), CUT (89.2), CB (83.1)

CONSECUTIVE BATTERS RETIRED: 1 (8/15)

SCORELESS STREAK: 0.2 IP (8/15)

- 2023: For the 2nd straight year, made his spring debut with a scoreless Cactus League inning against his dad's Seattle Mariners, on 2/26 ... opened the regular season with NW Arkansas (AA), pitched 10.1 scoreless innings with 1 ER and 13 K across 7 relief outings ... assigned to Omaha (AAA) on 5/3, has not allowed an earned run in 16 of 27 outings with Omaha, a streak of 6 straight scoreless games from 6/8 to 6/30 with 1 ER in 9.2 IP in June (0.93 ERA).
- 2022: Pitched a scoreless Cactus League inning with a strikeout on 3/29 against his dad's Seattle Mariners ... spent the entire season with NW Arkansas (AA) and led the Naturals with 42 games pitched ... 11.87 K/9 ranked 2nd among Royals minor league pitchers (min. 60.0 IP), 212 opponents' batting average and 28.1% K% ranked 3rd.
- MISC: Full name is Jonah Seaver Dipoto, after Tom Seaver ... father Jerry Dipoto is currently the President of Baseball Operations for the Seattle Mariners, formerly their GM.

SNK (93-95), SL (81.7), CB (80.2)

CONSECUTIVE BATTERS RETIRED: 4 (8/19)

SCORELESS STREAK: 1.2 IP (8/19)

- 2023: Opened the year in Omaha's rotation, on his 4th stint with the Storm Chasers after 3 stints with the Royals ... in 12 MLB games, has a 7.20 ERA (12 ER in 15.0 IP) with 9 strikeouts and 2 walks ... first 13 Triple-A appearances were starts, his next 5 were in relief, including the first two as the "bulk" pitcher behind an opener ... 2 of his first 4 starts were quality starts, 4/7 vs. TOR (6.0 IP, 2 ER) and 4/19 vs. GWN (7.0 IP, 3 ER).
- 2022: Split the season between KC and Omaha, making 21 starts for the Royals, plus nine starts with the Chasers ... 21 MLB starts ranked 7th among Major League relievers ... opened the year in Triple-A, made six starts before his first call-up to KC on 5/12 ... across all nine outings with Omaha, struck out 45 in 39.1 innings (10.3 K/9).
- 2021: Named Kansas City's Double-A Pitcher of the Year with NW Arkansas (AA) and spent much of the season with the Naturals before making his MLB debut with Kansas City on 9/17 and finishing the year with the Royals ... in 22 appearances (21 starts) with NWA, went 7-3 with a 3.33 ERA (39 ER in 105.1 IP) and 120 strikeouts (10.3 K/9).

4SFB (92-94), CB (79.2), SWP (92.9), CH (85.5)

CONSECUTIVE BATTERS RETIRED: 0

SCORELESS STREAK: 0.0 IP

Ranked by MLB Pipeline as the No. 28 Royals prospect ... Ranked by Baseball America as the No. 22 Royals prospect

- 2023: Opened the season back with NW Arkansas (AA) and appeared in 21 games out of the bullpen, with a 3.38 ERA (11 ER in 29.1 IP) and 44 strikeouts out to 14 walks ... did not allow a run over his final 11.0 IP (6 games) with NWA ... promoted to Omaha on 6/13, made his Triple-A debut on 6/14 vs. COL with 2.0 scoreless IP, 5 K including his first 3 ... fastball averages 97.3, max of 100.7 mph ... threw 0.1 IP in Futures Game on 7/8 in Seattle, 2 BB and took the L ... allowed 3 ER in his first 15.2 IP (1.72 ERA) and 12 games ... in his last 8 games, has allowed 13 ER in his last 9.2 IP (12.0 ERA).
- 2022: Opened the season on Injured List with shin splints, assigned to NW Arkansas (AA) on May 14, where he spent the entire season ... over 30 outings (3 starts), had a 10.51 ERA (51 ER in 43.2 IP) and 55 strikeouts to 51 walks (1.08 K/BB) ... among Royals Minor League pitchers (min. 40.0 IP), his 11.34 K/9 ranked 6th-best, and 22.0% BB% was last.
- 2021: Began his professional career in Quad Cities (A+), pitching in 36 games out of the bullpen for the River Bandits ... went 7-1 with four saves and a 3.58 ERA (25 ER in 70.1 IP) and 121 strikeouts ... named an MLB.com Organization All-Star and recognized as the Royals' Pitching Prospect of the Year by MLB Pipeline.

4SFB (96-99), CB (82.3), CUT (88.6)

CONSECUTIVE BATTERS RETIRED: 6 (8/20)

SCORELESS STREAK: 2.0 IP (8/20)

- 2023: Since being optioned to Omaha on 6/30, has retired 48 of 61 batters faced (69%) in Triple-A, 12 of his last 14 Triple-A outings have been scoreless ... traded by PHI to KC on 5/8 for OF Junior Marin and cash ... made 5 appearances (4 starts) with Lehigh Valley (AAA) and went 0-2 with a 7.31 ERA (13 ER in 16.0 IP) with 15 strikeouts and 7 walks ... 13 of 20 Omaha outings have been scoreless, including 2 short starts ... 11 of 20 have been 2.0 IP + ... recalled by KC on 6/24 and made his MLB debut 6/28 vs. CLE, allowed 7 R on 6 H & 1 BB in 1.0 IP and was optioned back to Omaha 6/30 ... pitched for KC from 8/1 to 8/16, made 5 appearances with a pair of scoreless outings and 4 strikeouts in 6.0 IP.
- 2022: Limited to 13 starts for Reading (AA) and went 2-6 with a 5.05 ERA ... placed on the IL on 6/22 with a right posterior elbow impingement, reinstated on 6/29, recalled by the Phillies and placed on the 60-day IL for the remainder of the season with a right elbow stress reaction.
- 2021: Selected to Philadelphia's 40-man roster in November, recorded a 4.25 ERA (37 ER in 78.1 IP) with 83 K in 20 games (15 starts) between Jersey Shore (A+) and Reading (AA).

SNK (93-95), CB (81.4), SL (86.7), CH (87.7)

CONSECUTIVE BATTERS RETIRED: 7 (8/19)

SCORELESS STREAK: 2.2 IP (8/19)

- 2023: Opened the season with NW Arkansas (AA) and pitched 9.2 scoreless innings with 11 strikeouts across 8 relief outings, allowed 4 H and 4 BB for a 0.83 WHIP and .129 BAA ... assigned to Omaha (AAA) on 5/3 and made his Triple-A debut 5/5 vs. LOU, struck out his first 2 batters in a 1-2-3 7th inning ... four straight scoreless between 5/13 and 5/24 ... has not allowed an earned run in 29 of 51 OA appearances this year, has two 3.0 IP outings.
- 2022: Opened the season with Quad Cities (A+) and pitched 5.2 scoreless innings with nine strikeouts, across three relief outings ... assigned to NW Arkansas (AA) on 4/21, where he ended the season ... earned decisions in 5 of first 6 outings with Naturals (3 W, 1 L, 1 SV) ... 13 of 33 NWA outings were scoreless, allowed 1 ER or less in 20 of 33 ... made first pro start 6/22 vs. SPR ... was on the Injured List from 8/18 to 9/1, threw scoreless 8th inning in first outing back 9/3.
- MISC: Graduated from the Colorado School of Mines with a mechanical engineering degree, threw 22.42 innings, but also hit .288 with a 1.142 OPS as an outfielder.

SNK (92-94), SL (83.2), CH (86.5)

CONSECUTIVE BATTERS RETIRED: 0

SCORELESS STREAK: 0.0 IP

- 2023: Has allowed at least 1 run in 7 straight outings (all in August) ... has not allowed an earned run in 28 of his team-best 46 appearances, 4th in the league in games pitched ... has allowed 2+ ER in 11 outings ... threw 2.0 perfect innings 5/6 vs. LOU, season-high 2.1 shutout innings 6/7 @ IND ... had 14 outings of 1.0 IP+ this season, including 3 opener starts ... has 9 scoreless outings that have lasted less than 1.0 inning.
- 2022: Split his first full season in the Twins organization between Wichita (AA) and St. Paul (AAA), earned Minnesota MLB.com Organization All-Star honors as a relief pitcher ... posted a 1.57 ERA (11 ER in 63.0 IP) with 76 strikeouts against 29 walks (10.86 K/9 and 2.62 K/BB) across 50 games between the two levels, the best ERA in 2022 among all MLB relievers that made 50+ appearances and threw a minimum of 60.0 IP.
- 2021: Began the season in the Cardinals organization, acquired by Minnesota via trade on July 30 ... split the year between Peoria (A+), Springfield (AA) and Wichita (AA), combining to pitch in 39 games with a 3-1 record and 3.91 ERA (23 ER in 53.0 IP), striking out 69 with 35 walks.

SNK (90-93), SL (78.9), 4SFB (89.9), CH (84.2)

CONSECUTIVE BATTERS RETIRED: 1 (8/19)

SCORELESS STREAK: 0.1 IP (8/19)

- 2023: Opened the season with Omaha and pitched in 28 games before his first call-up of the season on 7/1 ... pitched in 5 games with KC (first 3 were scoreless) with a 7.71 ERA (4 ER in 4.2 IP) and optioned back to Omaha 7/16 ... 21 of 39 appearances with Omaha have been scoreless, including 5 straight between May 10 and 19 ... has allowed more than 1 run six times this year with the Chasers.
- 2022: Made the Opening Day Roster and his MLB debut with Kansas City ... in his first season in the big leagues, started and ended the season with Kansas City ... pitched in 42 games across five stints with the Royals, going 4-2 with a 6.55 ERA (25 ER in 34.1 IP) ... began his career with 5 scoreless innings over 6 games, and pitched in 27 of KC's first 56 games during his first stint from Opening Day through 6/9 ... also appeared in 20 games with Omaha (AAA) with a 5.40 ERA (13 ER in 21.2 IP) and 12 scoreless outings.
- 2021: Split the season between NW Arkansas (AA) and Omaha, making a career-high 48 appearances with a career-high 64 strikeouts and 26 walks ... joined the Storm Chasers a week into the season, returned to NWA on June 6, transferred back to Triple-A on August 24 ... posted a 3.15 ERA in 25 Double-A outings before returning to Omaha.

SNK (94-96), SL (84.0), CH (90.6)

CONSECUTIVE BATTERS RETIRED: 1 (8/19)

SCORELESS STREAK: 5.2 IP (8/11 to 8/19)

## CAREER HIGHS

IP	4.2	7/28/17 @ Everett
K	6	(5x) Last: 7/15/18 @ Charleston
BB	4	(2x) Last: 6/22/18 vs. West Virginia
H	6	7/23/16 vs. AZL Dodgers
ER	5	5/24/18 vs. Delmarva
NP	67	7/1/17 @ Boise
IP	2.2	(2x) Last: 5/14/22 vs. Wisconsin
K	6	5/3/22 @ Cedar Rapids
BB	4	4/8/22 @ South Bend
H	4	(3x) Last: 7/16/22 vs. Indianapolis
ER	6	6/17/22 vs. Arkansas
NP	48	4/8/22 @ South Bend
IP	3.0	8/31/19 vs. Lansing
K	4	(4x) Last: 9/12/21 @ St. Paul
BB	4	4/10/23 @ TEXAS
H	5	7/4/21 @ Springfield
ER	6	4/10/23 @ TEXAS
NP	38	8/22/18 @ Great Lakes
IP	4.0	(2x) Last: 6/23/18 @ GCL Red Sox
K	6	(3x) Last: 8/25/19 vs. Danville
BB	5	7/9/18 vs. GCL Rays
H	5	(3x) Last: 5/14/21 vs. Clearwater
ER	6	(2x) Last: 8/10/23 vs. Iowa
NP	54	5/8/21 @ Bradenton
IP	6.0	(3x) Last: 8/24/18 @ Orem
K	7	6/28/18 @ Orem
BB	4	(2x) Last: 5/7/19 @ Kane County
H	9	(2x) Last: 8/29/18 vs. Idaho Falls
ER	6	8/19/18 vs. Billings
NP	94	8/24/18 @ Orem
IP	3.0	(4x) Last: 5/16/21 vs. Cedar Rapids
K	6	5/16/21 vs. Cedar Rapids
BB	4	(2x) Last: 4/8/22 @ Springfield
H	5	8/4/22 vs. Springfield
ER	4	(3x) Last: 8/11/23 vs. Iowa
NP	50	8/24/22 vs. Springfield
IP	7.0	(4x) Last: 4/19/23 vs. Gwinnett
K	12	6/25/19 vs. Columbia
BB	6	(2x) Last: 5/25/22 @ ARIZONA
H	11	5/21/23 vs. Toledo
ER	11	4/13/23 @ Iowa
NP	108	9/3/22 @ DETROIT
IP	3.0	(5x) Last: 8/12/21 vs. Beloit
K	6	(5x) Last: 8/13/21 vs. Beloit
BB	5	(2x) Last: 6/2/22 vs. Corpus Christi
H	6	8/24/22 vs. Springfield
ER	7	8/24/22 vs. Springfield
NP	56	7/1/21 vs. Cedar Rapids
IP	7.0	8/28/19 vs. Lakeland
K	10	8/13/21 vs. Akron
BB	6	6/9/21 vs. Hartford
H	8	(2x) Last: 4/27/22 @ New Hampshire
ER	7	6/28/23 vs. CLEVELAND
NP	98	6/15/22 vs. Portland
IP	3.2	7/16/21 @ Myrtle Beach
K	5	(2x) Last: 4/15/22 vs. Cedar Rapids
BB	4	(3x) Last: 8/17/22 vs. San Antonio
H	5	(4x) Last: 8/13/22 @ Arkansas
ER	6	8/17/22 vs. San Antonio
NP	58	6/22/22 vs. Springfield
IP	3.0	(5x) Last: 6/18/21 @ Wichita
K	5	(4x) Last: 8/20/21 @ Springfield
BB	3	(6x) Last: 7/16/23 vs. Indianapolis
H	5	(3x) Last: 8/12/21 @ Tulsa
ER	4	(4x) Last: 8/9/23 vs. Iowa
NP	55	8/20/21 @ Springfield
IP	6.0	4/8/18 vs. Charleston
K	5	(2x) Last: 6/30/21 @ Springfield
BB	3	(5x) Last: 8/1/23 @ Louisville
H	11	9/12/18 @ Greenville
ER	7	5/14/21 @ Columbus
NP	90	4/13/18 @ Augusta



RELIEVERS		ENTRANCE SITUATION			INNING ENTERING THE GAME										INHERITED RUNNERS			1-2-3 INNINGS		
PITCHER		LEAD	TRAIL	TIED	1	2	3	4	5	6	7	8	9	10+	BR INHER.	BR SCORE	% SCORE	TOTAL	POSSIBLE	% 1-2-3
48 Barlow, Joe				1	1				2						2	1		0	5	0.0%
31 Bowlin, Jonathan		2				1			1									2	8	25.0%
50 Castillo, Max			1						1									2	4	50.0%
32 Chamberlain, Christian		6	10	3			1	1	2	3	6	4			7	1	14.3%	3	14	21.4%
Coleman, Dylan		11	9						2	4	11	3			9	4	44.4%	5	16	31.3%
46 Cruz, Steven		2	9	1					1	2	2	6	1		6	3	50.0%	4	10	40.0%
de Geus Brett		1	2				1		1		1				1	1	100.0%	0	3	0.0%
55 Dipoto, Jonah		9	15	3			2	2	2	9	3	6	2	1	23	11	47.8%	8	23	34.8%
54 Heasley, Jonathan		3	1	1				1				1						2	11	18.2%
62 Klein, Will		13	5	1					1	2	3	4	9		8	2	25.0%	8	22	36.4%
McArthur, James		8	7	3			1	1	5	4	6	1			8	4	50.0%	11	24	45.8%
Pennington, Walter		12	15	4				4	3	12	6	3	3		11	6	54.5%	11	28	39.3%
47 Sisk, Evan		17	20	6			1	1	1	10	12	11	6	1	25	10	40.0%	6	26	23.1%
43 Snider, Collin		19	18	2			1		1	6	11	14	6		12	5	41.7%	7	31	22.6%
56 Veneziano, Anthony		1							1									0	1	0.0%
SEASON (INCLUDING INACTIVE)		175	183	38	1	1	16	15	40	77	87	87	69	3	189	81	42.9%	109	388	28.1%

## STORM CHASERS BULLPEN USAGE (PITCH COUNT, LAST TWO WEEKS)

DAY OF WEEK	TUE	WED	THU	FRI	SAT	SUN	MON	TUE	WED	THU	FRI	SAT	SUN	LAST OMAHA RELIEF APPEARANCE											
DATE	8/15	8/16	8/17	8/18	8/19	8/20	8/21	8/22	8/23	8/24	8/25	8/26	8/27	GAME	IP	H	R	ER	BB	SO	HR	BF			
48 Barlow, Joe		36												WED 8/16 @ Toledo	1.2	4	2	2	2	2	1	11			
32 Chamberlain, Christian (L)		19		5										FRI 8/18 @ Toledo	0.1	0	0	0	0	0	0	1			
Coleman, Dylan	8 (KC)	20 (KC)		19 (KC)			4 (KC)							MON 7/3 vs. Iowa	0.1	0	0	0	0	1	0	1			
46 Cruz, Steven				28		11								SUN 8/20 @ Toledo	1.0	0	0	0	1	1	0	4			
36 de Geus Brett	11													TUE 8/15 @ Toledo	1.0	1	0	0	0	0	0	3			
55 Dipoto, Jonah					35									SAT 8/19 @ Toledo	1.2	0	0	0	2	2	0	7			
54 Heasley, Jonathan	32				49 (START)									TUE 8/15 @ Toledo	1.2	2	1	1	0	1	0	7			
62 Klein, Will		25 (START)				33								SUN 8/20 @ Toledo	2.1	1	1	1	0	3	1	8			
52 McArthur, James	17 (KC)	17 (KC)			31									SAT 8/19 @ Toledo, W	2.2	0	0	0	1	2	0	9			
40 Pennington, Walter (L)			24											THU 8/17 @ Toledo	1.0	3	1	0	0	0	0	6			
45 Sisk, Evan (L)				16	11									SAT 8/19 @ Toledo	0.1	1	1	1	0	1	1	2			
43 Snider, Collin	17		13		35									SAT 8/19 @ Toledo, SV	2.0	0	0	0	2	3	0	8			

OMAHA STARTING PITCHER SPLITS						1ST PITCH STRIKES			1-2-3 INNINGS			OMAHA STARTERS VS. RELIEVERS			
	PITCHER	GS	W-L	TEAM W-L	R SUPPORT	SUPPORT/GS	FPS	TBF	% FPS	TOTAL	POSSIBLE	% 1-2-3	STARTERS	RELIEVERS	
50	Castillo, Max	15	3-6	5-10	33	2.20	214	336	63.7%	26	75	34.7%	23-30	W-L	29-33
	Parrish, Drew	14	3-4	8-6	59	4.21	136	272	50.0%	12	51	23.5%			
54	Heasley, Jonathan	14	1-5	8-6	40	2.86	179	307	58.3%	19	64	29.7%	5.29	ERA	5.73
56	Veneziano, Anthony	12	4-3	6-6	31	2.58	158	258	61.2%	18	60	30.0%			
	Cox, Austin	9	2-1	5-18	27	3.00	90	161	55.9%	14	40	35.0%	507.0	INNINGS	501.0
	Mayers, Mike	8	2-1	3-5	15	1.88	99	160	61.9%	9	34	26.5%			
31	Bowlin, Jonathan	7	2-4	2-5	16	2.29	74	152	48.7%	8	31	25.8%	528 (96)	HITS (HR)	503 (68)
	Zerpa, Angel	6	0-2	1-5	16	2.67	57	126	45.2%	8	26	30.8%			
	Ragans, Cole	4	2-1	3-1	15	3.75	42	81	51.9%	4	15	26.7%	312 (298)	R (ER)	362 (319)
	Lynch, Daniel	4	2-0	3-1	15	3.75	43	75	57.3%	6	17	35.3%			
45	Sisk, Evan	3	0-0	0-3	1	0.33	20	29	69.0%	1	6	16.7%	237	BB	336
	Yarbrough, Ryan	3	0-0	1-2	5	1.67	37	53	69.8%	5	14	35.7%			
	Marsh, Alec	3	2-0	2-1	14	4.67	46	66	69.7%	1	15	6.7%	457	K	554
	Mengden, Daniel	3	0-0	3-0	7	2.33	19	49	38.8%	2	7	28.6%			
57	Hoffmann, Andrew	2	0-1	1-1	6	3.00	20	45	44.4%	2	8	25.0%	1.51	WHIP	1.67
	Keller, Brad	2	0-0	1-1	5	2.50	12	19	63.2%	0	4	0.0%			
52	McArthur, James	2	0-0	1-1	5	2.50	12	19	63.2%	3	5	60.0%	.269	AVG	.260
62	Klein, Will	1	0-0	0-1	0	0.00	3	5	60.0%	0	1	0.0%			
48	Barlow, Joe	1	0-0	0-1	1	1.00	6	11	54.5%	0	2	0.0%			
	Martinez, Marcelo	1	0-1	0-1	1	1.00	13	22	59.1%	2	5	40.0%			
	Kowar, Jackson	1	0-1	0-1	1	1.00	9	14	64.3%	0	2	0.0%			
		114			303	2.66	1,296	2,228	58.2%	137	477	28.7%			

## OMAHA STARTING PITCHER/CATCHER MATCHUPS

	PITCHER	LOGAN PORTER						JAKSON REETZ						JOSE BRICENO						FREDDY FERMIN						TOTALS											
		GS	W-L	ERA	IP	ER	BB	SO	GS	W-L	ERA	IP	ER	BB	SO	GS	W-L	ERA	IP	ER	BB	SO	GS	W-L	ERA	IP	ER	BB	SO	GS	W-L	ERA	IP	ER	BB	SO	
50	Castillo, Max	6	2-2	4.55	31.2	16	7	24	4	1-2	3.97	22.2	10	5	21	3	0-0	5.28	15.1	9	3	8	2	0-2	7.71	9.1	8	5	4	15	3-6	4.90	79.0	43	20	57	
	Parrish, Drew	9	2-4	10.38	34.2	40	27	22	3	1-0	1.46	12.1	2	12	10	-	-	-	-	-	-	-	2	0-0	3.86	7.0	3	3	11	14	3-4	7.50	54.0	45	42	43	
54	Heasley, Jonathan	7	0-4	7.83	33.1	29	11	35	3	0-0	4.12	15.1	7	7	11	-	-	-	-	-	-	4	1-1	10.20	17.2	21	9	16	14	1-5	7.73	66.1	57	27	62		
56	Veneziano, Anthony	5	2-0	2.00	27.0	7	9	27	2	1-0	8.59	7.1	7	6	6	5	1-3	4.28	27.1	13	13	26	-	-	-	-	-	-	-	-	-	-	-	-	-	-	
	Cox, Austin	7	1-1	3.72	29.0	12	13	25	2	1-0	0.82	11.0	1	6	9	-	-	-	-	-	-	-	9	2-1	2.93	40.0	13	19	34	8	2-1	2.93	40.0	13	19	34	
	Mayers, Mike	-	-	-	-	-	-	-	5	2-0	4.91	22.0	12	11	20	-	-	-	-	-	-	-	3	0-1	10.50	12	14	6	9	9	2-1	6.88	34.0	26	17	29	
31	Bowlin, Jonathan	7	2-4	5.88	33.2	22	18	27	-	-	-	-	-	-	-	-	-	-	-	-	-	-	-	-	-	-	-	-	-	-	-	-	-	-	-		
	Zerpa, Angel	4	0-2	7.63	15.1	13	10	19	-	-	-	-	-	-	-	2	0-0	0.79	11.1	1	3	4	-	-	-	-	-	-	-	-	-	-	-	-	-		
	Ragans, Cole	4	2-1	4.82	18.2	10	10	22	-	-	-	-	-	-	-	-	-	-	-	-	-	-	-	-	-	-	-	-	-	-	-	-	-	-	-		
	Lynch, Daniel	1	1-0	0.00	6.0	0	0	5	3	1-0	5.25	12.0	7	3	13	-	-	-	-	-	-	-	4	2-1	4.82	18.2	10	10	22	4	2-1	4.82	18.2	10	10	22	
45	Sisk, Evan	1	0-0	3.86	2.1	1	2	3	-	-	-	-	-	-	-	-	-	-	-	-	-	-	4	2-0	3.50	18.0	7	3	18	4	2-0	3.50	18.0	7	3	18	
	Yarbrough, Ryan	1	0-0	3.86	4.2	2	1	9	-	-	-	-	-	-	-	2	0-0	4.50	4.0	2	3	2	-	-	-	-	-	-	-	-	-	-	-	-	-		
	Marsh, Alec	3	2-0	2.40	15.0	4	7	19	-	-	-	-	-	-	-	2	0-0	0.00	10.0	0	1	9	-	-	-	-	-	-	-	-	-	-	-	-	-		
	Mengden, Daniel	2	0-0	5.87	7.2	5	4	5	1	0-0	3.00	3.0	1	1	4	-	-	-	-	-	-	-	-	-	-	-	-	-	-	-	-	-	-	-	-		
57	Hoffmann, Andrew	1	0-0	11.25	4.0	6	2	6	-	-	-	-	-	-	-	1	0-1	1.93	4.2	1	6	8	-	-	-	-	-	-	-	-	-	-	-	-	-		
	Keller, Brad	1	0-0	4.50	2.0	1	2	3	-	-	-	-	-	-	-	1	0-0	0.00	2.0	0	3	0	-	-	-	-	-	-	-	-	-	-	-	-	-		
52	McArthur, James	1	0-0	0.00	3.0	0	0	5	-	-	-	-	-	-	-	1	0-0	0.00	2.0	0	0	2	-	-	-	-	-	-	-	-	-	-	-	-	-		
62	Klein, Will	1	0-0	9.00	1.0	1	1	2	-	-	-	-	-	-	-	-	-	-	-	-	-	-	-	-	-	-	-	-	-	-	-	-	-	-	-		
48	Barlow, Joe	1	0-0	13.50	2.0	3	2	0	-	-	-	-	-	-	-	-	-	-	-	-	-	-	-	-	-	-	-	-	-	-	-	-	-	-	-		
	Martinez, Marcelo	1	0-1	9.00	5.0	5	1	3	-	-	-	-	-	-	-	-	-	-	-	-	-	-	-	-	-	-	-	-	-	-	-	-	-	-	-		
	Kowar, Jackson	-	-	-	-	-	-	-	-	-	-	-	-	-	-	-	-	-	-	-	-	-	-	-	-	-	-	-	-	-	-	-	-	-	-		
	Relievers	-	16-19	5.87	286.2	213	197	315	-	4-8	5.29	98.2	58	64	119	-	4-5	6.46	61.7	44	44	63	-	1	0-1	13.50	2.2	4	4	3	-	5-7	4.97	54.1	30	31	57
	TOTALS	63	30-38	5.79	562.2	362	324	576	23	11-10	4.62	204.1	105	115	213	17	5-9	4.57	138.0	70	76	122	12	6-6	6.99	103.0	80	58	100	115	52-63	5.51	1008.0	617	573	1011	
		CS/ATT		18/86		PCT	20.93%		CS/ATT		5/29	PCT	17.24%		CS/ATT		10/22	PCT	45.45%		CS/ATT		34/104	PCT	30.00%		CS/ATT		34/144	PCT	23.61%						



PLAYER

19 **ALEXANDER**

**INFIELDER** • L/R • 6'3" • 215 • 7/17/1996 (27)  
Traded from Atlanta – 7/11/2022  
Drafted by Atlanta – 2018, 20th Round  
Born: Merrillville, Indiana • Resides: Surprise, Arizona

60 **JOSÉ BRICEÑO**

**CATCHER** • R/R • 6'3" • 230 • 9/19/1993 (29)  
Signed 1/18/2023 as a Minor League Free Agent  
Originally signed 4/29/2010 with Colorado (Intl. F.A.)  
Born: Caracas, Venezuela • Resides: Mesa, Arizona

17 **ANGELO CASTELLANO**

**INFIELDER** • L/R • 6'0" • 165 • 1/13/1995 (28)  
Signed 7/16/2011 as an International Free Agent  
Born/Resides: San Diego, Venezuela

6 **CLAY DUNGAN**

**INFIELDER** • L/R • 6'1" • 195 • 6/2/1996 (27)  
Signed 7/16/2011 as an International Free Agent  
Born: Muncie, Indiana • Resides: Alexandria, Indiana

24 **NATE EATON**

**INFIELD/OUTFIELD** • R/R • 5'11" • 200 • 12/22/1996 (26)  
2018 MLB Draft – Round 21 (VMI)  
Born/Resides: Chester, Virginia

28 **TYLER GENTRY**

**OUTFIELDER** • R/R • 6'2" • 215 • 2/1/1999 (24)  
2020 MLB Draft – Round 3 (Alabama)  
Born: Memphis, Tenn. • Resides: Arlington, Tenn.

13 **NICK LOFTIN**

**INFIELDER** • R/R • 6'1" • 200 • 9/25/1998 (24)  
2020 MLB Draft – Round 13/2nd Overall (Baylor)  
Born: Corpus Christi, Texas • Resides: Surprise, Ariz.

34 **DEVIN MANN**

**INFIELDER** • R/R • 6'3" • 210 • 2/11/1997 (26)  
Traded from Los Angeles (NL) – 8/1/2023  
Drafted by Los Angeles (NL) – 2018, 5th Round (Louisville)  
Born/Resides: Columbus, Indiana

4 **EDWARD OLIVARES**

**OUTFIELDER** • R/R • 6'2" • 195 • 3/6/1996 (27)  
Traded from San Diego – 8/29/2020  
Originally signed 7/2/2014 with Toronto (Intl. F.A.)  
Born/Resides: Caracas, Venezuela

14 **LOGAN PORTER**

**CATCHER/INFIELD** • R/R • 6'0" • 200 • 7/12/1995 (28)  
Signed 6/21/2018 as an Undrafted Free Agent (Dixie State)  
Born: Phoenix, Arizona • Resides: Surprise, Arizona

25 **NICK PRATTO** (MLB REHAB)

**INFIELD/OUTFIELD** • L/L • 6'11" • 230 • 10/6/1998 (24)  
2017 MLB Draft – Round 1/14th Overall (HS)  
Born/Resides: Huntington Beach, Calif.

7 **JOHN RAVE**

**OUTFIELDER** • L/L • 6'0" • 200 • 12/30/1997 (25)  
2019 MLB Draft – Round 5 (Illinois State)  
Born: Canton, Illinois • Resides: Bloomington, Illinois

8 **BUBBA THOMPSON**

**OUTFIELDER** • R/R • 6'2" • 195 • 6/9/1998 (25)  
Claimed off Waivers from Texas – 8/13/2023  
Drafted by Texas – 2017, 1st Round/26th (McCall-Tolken Catholic HS)  
Born: Jacksonville, Florida • Resides: Mobile, Alabama

QUICK NOTES

- 2023: Hit .391 with a 1.245 OPS in 17 Cactus League games for KC, opened the regular season with OMA, played 44 games but placed on the Injured List 6/11, activated 7/14 ... hit .412 on rehab in 6 games with the ACL Royals, 4 HR, 15 RBI and 1.835 OPS ... 3rd on Chasers with 12 HR despite missing a month.
- 2022: Began year with Mississippi Braves (AA) in the Southern League, traded with 2 players to KC on August 7/11, assigned to NW Arkansas (AA) ... in 114 total games, tied 6th in Double-A in RBI (87), tied 10th in HR (25) ... set career highs in games played, 28 (18), HR, RBI and SLG ... Double-A leader in Avg. in HR (29), tied 1st in league in HR (8).
- 2018-21: Played 162 games in the Braves system, between R, A, A+ and AA ... slashed .229/.310/.374 (144-for-271) with 44 HR and 66 RBI ... began and ended 2019 in Double-A with Mississippi, spent July in High-A with the Florida Fire Frogs ... played 87 games in Double-A with league-champion Mississippi in 2021.
- MISC: Brother Blaze is prospect in the Diamondbacks system, a 2022 Texas League Postseason All-Star with Amarillo, added to the D-backs' 40-man roster in November 2022.

HIT STREAK:

ON-BASE BASE STREAK:

- 2023: Opened the season in NW Arkansas (AA) and appeared in 15 games for the Naturals (11 starts at catcher) and hit .246 (16-for-65) with 3 2B and RBI ... on the injured list from 4/30 to 5/16 and again from 5/24 to 6/9 ... assigned to Triple-A on 6/16, has played in 18 of Omaha's 52 games since (35%).
- 2022: Began the season with the Lexington Legends in the independent Atlantic League and appeared in 26 games before signing with Kansas City on May 23 and reporting to Omaha (AAA), where he finished the season, slashing .252/.298/.405 (33-for-133) over 37 games the Storm Chasers (34 starts at catcher).
- 2016 to 2020: Played 5 seasons in the Angels system, beginning in High-A in 2016 before making his MLB debut in 2018 ... played 46 Major League games with the Angels in 2018 and hit .239 (28-for-117), made his debut on May 26 at Yankee Stadium, went 2-for-4 with 1 homer and 2 RBI ... played 2 games with the Angels in 2020.
- 2010 to 2015: Played 5 seasons in the Rockies system and reached Low-A ... traded to Atlanta in Jan. 2015 and spent the year in High-A, traded to the Angels in Nov. 2015.

HIT STREAK:

ON-BASE BASE STREAK:

- 2023: This season in his 13th in the Royals system, all in the Minors, with 888 games played (224 in Triple-A) ... has reached base in 63 of 84 games ... has at least 7 starts at all 11 infield positions: 1B (12), 2B (7), 3B (9) and SS (51) ... hit team-best .370 in July with 1.094 OPS, 5 multi-hit games in first 9 of the month
- 2022: In his 11th year as a member of the Royals' organization, began the year with Omaha, but assigned to NW Arkansas (AA) on 8/9 and finished the season with the Naturals ... over 59 games with the Storm Chasers, slashed .218/.318/.316 (38-for-174) while playing six different positions (1B, 2B, 3B, SS, LF & RF) ... made at least 10 starts at each SS (150.2 innings), 3B (121.0 innings) and 1B (115.0 innings) ... snapped 0-for-27 stretch with Naturals on 8/21 vs. San Antonio ... 15-for-67 over last 20 games after hitless streak ended ... played 800th MLB game (all in Royals system) on 9/15 vs. Frisco, entered as defensive replacement.
- 2011-2023: Played 803 games in the Royals system, slashing .232/.317/.312 (606-for-2610) with 27 HR and 271 RBI ... 2013 Dominican Royals Player of the Year ... 143 games with Omaha between 2021 and 2023, hitting .226 over 80 games in 2021 after an early-season promotion from Double-A.

HIT STREAK:

ON-BASE BASE STREAK:

- 2023: Opened the season on the injured list (right hamate fracture he suffered in Spring Training), activated from the IL on 5/4 and made his season debut 5/5 ... first hit of the season was a HR in the 3rd inning on 5/9 @ SWB, went 190 PA until his next on 8/12 ... has made starts at 2B (19), SS (11) & 3B (18) this year.
- 2022: Spent the entire season with Omaha and tied for 1st on the team in triples (4), while ranking 2nd in games played (127), plate appearances (515) and runs (64), 3rd in doubles (22), total bases (151), stolen bases (17) and walks (47), 4th in hits (94) and 5th in RBI (52) ... made starts at a career-high six positions for the Chasers, including 2B, 6B (2), 3B (40), SS (6) and his first professional appearances in the outfield: in LF (13 G), CF (1 G) and RF (2 G).
- 2021: Spent the entire season with NW Arkansas (AA), playing in 108 of the team's 119 regular season games, including 104 starts as the leadoff hitter ... led the Naturals in games played, at-bats (444), runs scored (74) and hits (128) ... led off the game with a hit 32 times, including 10 of his last 19 regular season games.

HIT STREAK:

ON-BASE BASE STREAK:

- 2023: Made his first Opening Day roster with Royals, but has hit .075 (4-for-53) in 28 games over 4 stints with KC ... on his 4th stint with Omaha (4/24-5/5, 5/25-6/9, 6/16-6/23 & 6/26-pres.) ... threw a scoreless inning 4/10 @ TEX, 2 hits and 1 strikeout, fastball sat 91-95 ... after opening 0-for-25 with KC, hit 5 in first 2 AB's with OMA, HR in first AB 4/27 @ NAS ... homered in first AB back 6/17 vs. COL ... has hits in 37 of 58 games with Omaha, with 19 multi-hit games, including 4 straight from 8/11 to 8/15.
- 2022: Split time in the Minor Leagues between NW Arkansas (AA) and Omaha (AAA) but also appeared in 44 games with Kansas City over three separate stints with the Royals: 7/14-17, 8/4-22 and 9/1 through the end of the regular season ... opened the year in Double-A and made his MLB debut July 14 ... led the majors with a 98.1 mph arm strength ... for the 2nd straight year, saw time at five positions in the Minors (SS, 3B, LF, CF and RF), played in the OF for 27 of his first 29 games, then played 3B for 12 of his last 15 games.
- 2021: Began the season with Quad Cities (A+) and played 70 games for the River Bandits, led the team in stolen bases (23) and played in the Arizona Fall League.

HIT STREAK:

ON-BASE BASE STREAK:

- Ranked by MLB Pipeline as the No. 9 Royals prospect ... Ranked by Baseball America as the No. 9 Royals prospect
- 2023: Has reached base in 85 of 103 games this season ... 1st on team with 13 home runs, 58 HR, 93 hits, 23 doubles, 38 extra base hits, 159 total bases & 60 walks ... 92 starts in RF are the most of any Storm Chaser at a single defensive position ... leads team with 2nd-half .266 average, .890 OPS and 7 HR.
- 2022: Named Kansas City's George Brett Award winner (top position player in the organization and NW Arkansas (AA) ... began season in Quad Cities (A+), assigned to NW Arkansas (AA) ... ranked 8th in MLB in batting average (.326) ... Royals org leader in AVG (.326), SLG (.542) and OPS (.964), 2nd in OBP (.422) ... drove in at least one run in 36 of 73 games since joining the Naturals, reached base in 64 of 73 games (87.6%) ... reached in 28 straight games, 7/30 to 9/3, with .485 OBP.
- 2021: Spent his first pro season in Quad Cities (A+), played everyday for the first two months of the season ... placed on the 7-day injured list on 7/14 and then the 60-day IL 8/2.

HIT STREAK:

ON-BASE BASE STREAK:

- Ranked by MLB Pipeline as the No. 5 Royals prospect ... Ranked by Baseball America as the No. 5 Royals prospect
- 2023: Opened the season with Omaha and played 44 games before being placed on the Injured List 6/7, activated 7/14 ... hit .471 with a 1.321 OPS over 6 rehab games with the ACL Royals ... hit safely in his last 12 games, reached in 16 straight before going on the IL, with 27 RBI over 23 games in May ... hit .341 with a .991 OPS in May after hitting .220 with a .646 OPS in April.
- 2022: Began the season in NW Arkansas (AA) and reached in 76 of 88 games ... played at least 3 games at 5 positions with the Naturals (2B, 3B, SS, LF, CF) ... called up to Omaha on 8/9 and played 38 games for the Storm Chasers, slashed .218/.280/.359 (33-for-153) with 5 HR and 19 RBI.
- 2021: Spent his first pro season with Quad Cities (A+), won the High-A East Central batting title with a .289 average before hit for the cycle on 8/1, going 5-for-6 with a walk-off HR.

HIT STREAK:

ON-BASE BASE STREAK:

- Ranked by MLB Pipeline as the No. 30 Royals prospect ... Ranked by Baseball America as the No. 21 Royals prospect
- 2023: Opened the season with Oklahoma City (AAA) and played 89 games for the OKC Dodgers, slashing .307/.402/.541 (101-for-329, .943 OPS) with 33 doubles, 14 home runs and 50 walks ... made at least 7 starts at 5 positions: 1B (20), 2B (17), 3B (29), SS (7) & LF (9) ... traded to KC on 8/7 as part of the package for LHP Ryan Yarbrough, assigned to Omaha ... 2nd among Triple-A hitters with 34 doubles, tied 13th with 74 RBI.
- 2022: Split his year between Tulsa (AA) and Oklahoma City (AAA), earned his first promotion to Triple-A on 8/2 ... slashed .267/.384/.469/.853 in 74 games with Tulsa, with 11 HR and 35 RBI ... with OKC, slashed .258/.372/.455/.827 over 44 games with 5 HR ... played at least 5 games at each infield position, including SS for the first time in his pro career.
- 2021: Played the entire season with Tulsa (AA) and slashed .244/.350/.436/.786 over 110 games, with 14 HR ... hit two homers in 3 straight games @ Amarillo, 9/9, 9/10 & 9/11.

HIT STREAK:

ON-BASE BASE STREAK:

- 2023: Made his third Opening Day roster (2nd with KC) and appeared in 85 games with the Royals, hitting .246 (70-for-284) with a .700 OPS ... made starts in LF (42), RF (3) and at DH (29) ... missed 6 games with a left mild oblique strain, on IL from 7/8 to 7/18 ... optioned to Omaha 8/13 and went 4-for-5 with 5 RBI, a triple shy of the cycle, in his first game with OMA on 8/15 @ TOL.
- 2022: Opened the season with KC and played in a career-high 53 games with the Royals in 2022, but missed a combined 96 games over two stints on the Injured List with both left and right quad strains ... played in 21 games with Omaha over two rehab assignments, combining to his .269 (21-for-78) with a .734 OPS and 11 RBI.
- 2021: Split the season between Omaha (67 games) and Kansas City (39 games), was recalled nine times ... hit .313 with a .956 OPS in Triple-A, which would be ranked 3rd and 4th, respectively in the International League if he had enough plate appearances to qualify ... 2020: Made San Diego's Opening Day roster, recorded his 1st hit in his MLB debut on 7/25 ... traded to KC with PITBNL for Trevor Rosenthal on 8/29/20 ... hit safely in his 1st 7 games with the Royals ... 2018: Traded from Toronto to San Diego on 1/6/2018.

HIT STREAK:

ON-BASE BASE STREAK:

- 2023: Reached base in 30 straight games between 5/24 and 7/5, hit .302 with .433 OBP ... 6 HR in 17 games in April, then 1 in the next 47 games and 3 in 6 games from 7/5 to 7/15 ... has reached base in 79 of 93 games played with hits in 59 of 93 games ... 39 walks in his last 55 games (.071 BB/G) after just 15 walks in his first 41 games (.037 BB/G) ... hit the 3rd two-HR game of career 5 vs. TOL ... has played 56 of Omaha's 63 games since 6/1, with 51 starts at C (41) & 1B (10).
- 2022: Began the season in NW Arkansas (AA) and reached in 66 of 77 games, reached multiple times in 49 games ... assigned to Omaha (AAA) on 8/9 and finished season MILB IN ON-BASE PERCENTAGE (.442) ... combining his AA & AAA numbers, was the Royals system leader in OBP (.442), 2nd in OPS (.918), 3rd in batting average (.301)
- 2021: Spent the season with Quad Cities (A+) and slashed .241/.368/.451 (62-for-257) in 77 games ... named a High-A Central post-season All-Star at catcher.
- MISC: Grew up down the street from Surprise Stadium, was a dabbler for the AZL Royals the summer of 2011 while in high school, also caught bullpeners for the team.

HIT STREAK: 5 Games (8/12 to 8/19), .250 (5-for-20), 1 2B

ON-BASE BASE STREAK: 9 Games (8/8 to 8/19), .152 (5-for-33), 6 BB

- 2023: Opened the season with Omaha and played 19 games over 2 stints in April, hit 2 HR with 5 of 8 Triple-A RBI in series vs. GWN ... in 2 stints with KC (4/6-4/7, 4/28-7/28), hit .238 (62-for-261) over 78 games, 51 starts at 1B ... placed on 10-day IL on 7/28 with a left groin strain, sent to Omaha on rehab 8/17.
- 2022: Spent most of the season with Omaha, playing 82 Triple-A games, also appeared in 49 games with Kansas City across two stints ... in 49 games in the majors with the Royals, slashed .184/.271/.386 (29-for-158) with seven home runs, 20 runs batted in and 19 walks, with 39 starts 1B, 6 in LF, 1 in RF ... hit walk-off HR for KC on August 6 vs. BOS.
- 2021: Split the season between NW Arkansas (AA) and Omaha, playing 124 games between the Naturals and Chasers, promoted to Triple-A on July 18 ... played in the 2021 Spring MLB All-Star Futures game, named a Baseball America Minor League All-Star following the season, also earned a Minor League Rawlings Gold Glove Award at 1B.
- MISC: Recorded a bases-loaded, walk-off single to defeat Japan and win the 2011 Little League World Series for Huntington Beach (West/Columbia).

HIT STREAK:

ON-BASE BASE STREAK: 3 Games (8/18 to 8/20), .200 (2-for-10), 2 BB

- 2023: Reached base in 31 straight games between 5/31 and 7/14 between AA & AAA ... opened the year with NWA, played 54 games for the Naturals, with 5 HR, 24 RBI & team-leading 34 BB, made 40 of 53 starts in CF ... hit 3 HR on 4/18 vs. Amarillo with 6 RBI ... transferred to Omaha on 8/13, has hits in 30 of 44 games with the Chasers, with 14 of 45 hits for OMA, 23 RBI & 25 BB since he hit the leadoff 9th spot in the team's first game ... drove in 8 runs in series vs. COL (6/13 to 6/18).
- 2022: Spent most of the season with NW Arkansas (AA), played 111 games with the Naturals, also appeared in 11 games with Omaha across two stints (5/25-6/4 & 7/12-7/19) ... slashed .195/.233/.390 (8-for-41) over 11 games for the Chasers, including 2 HR, 4 RBI game on 7/17 @ Rochester ... played 18 games for Surprise in the Arizona Fall League.
- 2021: Spent the season with Quad Cities (A+) and appeared in 77 games for the High-A Central Champion River Bandits ... named an MLB.com Organization All-Star in the outfield for Kansas City and slashed .252/.352/.453 (70-for-278) ... hit 14 homers and stole 13 bases, making him one of five 13-13 players in the system in 2021.

HIT STREAK:

ON-BASE BASE STREAK:

- 2023: Made his first Opening Day roster with the Rangers and played 37 games with Texas over two stints, hit .170 (9-for-53) with 5 XBH (4 2B, 1 3B) ... over 32 games with Round Rock (AAA), hit .260 (33-for-137) with a .740 OPS and 16-for-18 in steals ... DFA'd by Texas on 8/11, claimed by KC 8/13 and optioned to Omaha, when 2-for-4, 3 R in first game with OMA on 8/15 @ TOL.
- 2022: Opened the year with Round Rock (AAA) and played 80 games for the Express, but promoted to Texas on 8/4 for his MLB debut. Made his Major League debut and hit .265 (45-170) with 1 homer, 5 doubles and 9 RBI over 55 games with the Rangers ... named Round Rock's 2022 MVP after slashing .304/.355/.474 (105-346) with 13 homers, 12 doubles, 4 triples and 48 RBI in Triple-A ... was 49-for-52 (.94.2%) in steal attempts in Round Rock, finished 2nd in the PCL in steals.
- 2021: Spent the entire season with Frisco (AA), slashed .275/.325/.483/.808 with 16 HR, 52 RBI & 25 SB over 104 games, selected as a Double-A Central Postseason All-Star.

HIT STREAK:

ON-BASE BASE STREAK: 5 Games (8/15 to 8/20), .278 (5-for-18), 4 BB, 1 HBP

CAREER HIGHS

H	3	(19x) Last: 7/6/23 @ ACL Cubs
R	4	8/17/22 vs. San Antonio
HR	2	(5x) Last: 8/11/22 @ Arkansas
RBI	7	7/6/23 @ ACL Cubs
BB	3	(3x) Last: 7/6/23 @ ACL Cubs
SB	2	(2x) Last: 5/26/22 @ Pensacola
H	4	(7x) Last: 4/4/19 @ Albuquerque
R	4	(2x) Last: 7/11/13 vs. Orem
HR	3	6/28/13 vs. Orem
RBI	7	6/28/13 vs. Orem
BB	3	7/18/11 @ DSL Padres
SB	3	6/21/10 vs. DSL Diamondbacks
H	4	(5x) Last: 8/18/17 vs. Asheville
R	4	6/26/16 @ Grand Junction
HR	2	7/19/19 @ Amarillo
RBI	5	7/17/22 @ Rochester
BB	3	(6x) Last: 6/17/23 vs. Columbus
SB	2	(2x) Last: 6/6/23 @ Indianapolis
H	6	6/23/19 vs. Billings
R	4	9/3/19 vs. Missoula
HR	2	6/26/22 vs. Columbus
RBI	4	(3x) Last: 6/28/22 @ St. Paul
BB	3	(2x) Last: 6/20/23 @ Rochester
SB	3	(3x) Last: 8/8/21 @ Arkansas
H	4	(8x) Last: 9/3/22 @ DETROIT
R	3	(21x) Last: 6/17/23 vs. Columbus
HR	2	(3x) Last: 6/17/23 vs. Columbus
RBI	4	(6x) Last: 6/22/22 vs. Columbus
BB	4	7/29/18 @ Ogden
SB	3	(2x) Last: 5/26/23 @ St. Paul
H	4	(3x) Last: 7/29/20 @ Columbus
R	4	(2x) Last: 7/17/22 @ Corpus Christi
HR	2	(2x) Last: 6/29/22 @ Amarillo
RBI	6	6/21/21 vs. Beloit
BB	3	(7x) Last: 7/22/23 vs. St. Paul
SB	1	(20x) Last: 8/1/23 @ Louisville
H	5	8/1/21 vs. South Bend
R	4	(3x) Last: 7/6/23 @ ACL Cubs
HR	1	(40x) Last: 8/12/23 vs. Iowa
RBI	5	4/22/22 @ Frisco
BB	3	(4x) Last: 8/5/22 vs. Tulsa
SB	2	(2x) Last: 6/10/22 @ Tulsa
H	4	(3x) Last: 5/16/19 @ Lancaster
R	4	9/11/22 vs. Tacoma
HR	2	(6x) Last: 6/17/23 vs. Salt Lake
RBI	5	(3x) Last: 6/17/23 vs. Salt Lake
BB	3	(5x) Last: 7/19/23 vs. El Paso
SB	2	9/10/21 @ Amarillo
H	5	8/20/14 @ DSL Brewers
R	4	(4x) Last: 10/1/21 @ Iowa
RBI	3	5/5/19 vs. Arkansas
HR	5	(3x) Last: 10/1/21 @ Iowa
BB	3	(4x) Last: 6/12/22 vs. Lehigh Valley
SB	3	6/30/15 @ GCL Tigers
H	4	8/6/19 @ Johnson City
R	3	(5x) Last: 7/15/23 vs. Indianapolis
HR	2	(3x) Last: 4/5/23 vs. Toledo
RBI	4	(2x) Last: 8/10/21 vs. Beloit
BB	3	(8x) Last: 6/14/23 vs. Columbus
SB	1	(2x) Last: 6/18/23 vs. Columbus
H	4	(3x) Last: 8/30/22 @ CHICAGO (AL)
R	4	(3x) Last: 4/30/22 vs. Toledo
HR	3	5/21/21 @ Springfield
RBI	6	5/21/21 @ Springfield
BB	3	(12x) Last: 6/26/22 @ St. Paul
SB	2	(3x) Last: 7/11/22 @ St. Paul
H	4	(4x) Last: 6/18/23 vs. Columbus
R	4	4/18/23 vs. Amarillo
HR	3	4/18/23 vs. Amarillo
RBI	6	4/18/23 vs. Amarillo
BB	3	(3x) Last: 9/10/22 @ Wichita
SB	3	8/22/21 @ South Bend
H	4	(4x) Last: 5/27/22 @ Albuquerque
R	3	(14x) Last: 8/15/23 @ Toledo
HR	2	(3x) Last: 5/27/22 @ Albuquerque
RBI	5	5/6/2021 vs. Midland
BB	3	7/9/2022 vs. Albuquerque
SB	3	(2x) Last: 5/7/2022 @ Reno

So Nice, They Did It Twice (Or More)	Multi-Hit Games					Multi-Run Games					Multi-RBI Games					Multi-BB Games					Multi-K Games					Multi-SB Games				
	2	3	4	5+	T	2	3	4	5+	T	2	3	4	5+	T	2	3	4	5+	T	2	3	4	5+	T	2	3	4	5+	T
19 Alexander, CJ	7	3	-	-	10	7	1	-	-	8	4	1	1	-	6	2	-	-	-	2	20	3	1	-	24	-	-	-	-	-
60 Briceno, José	1	-	-	-	1	-	-	-	-	-	1	-	-	-	-	-	-	-	-	-	3	1	-	-	4	-	-	-	-	-
17 Castellano, Angelo	11	4	-	-	15	8	-	-	-	8	8	2	-	-	10	6	2	-	-	8	9	1	-	-	10	1	-	-	-	1
6 Dungan, Clay	5	3	-	-	8	2	1	-	-	3	2	1	-	-	3	4	1	-	-	5	6	1	-	-	7	1	-	-	-	1
24 Eaton, Nate	16	3	-	-	19	4	2	-	-	6	6	-	-	-	6	1	-	-	-	1	14	2	-	-	16	1	1	-	-	2
28 Gentry, Tyler	20	2	2	-	24	4	3	-	-	7	6	4	1	1	12	11	2	-	-	13	16	10	-	-	26	-	-	-	-	-
13 Loftin, Nick	15	3	2	-	20	4	-	-	-	4	8	7	1	-	16	2	-	-	-	2	7	-	-	-	7	-	-	-	-	-
34 Mann, Devin	1	-	-	-	1	1	-	-	-	1	-	-	-	-	-	1	-	-	-	1	6	1	-	-	7	-	-	-	-	-
4 Olivares, Edward	1	-	1	-	2	1	-	-	-	1	-	-	-	-	1	1	-	-	-	-	2	-	-	-	-	-	-	-	-	-
14 Porter, Logan	15	3	-	-	18	7	1	-	-	8	10	1	-	-	11	7	4	-	-	11	17	7	-	-	24	-	-	-	-	-
25 Pratto, Nick	-	1	-	-	1	1	-	-	-	1	2	-	-	-	2	3	1	-	-	4	4	2	-	-	6	-	-	-	-	-
7 Rave, John	7	2	1	-	10	4	-	-	-	4	2	2	-	-	4	3	1	-	-	4	10	2	2	-	14	-	-	-	-	-
8 Thompson, Bubba	2	-	-	-	2	-	1	-	-	1	-	-	-	-	-	-	-	-	-	-	1	-	-	-	-	-	-	-	-	-
Beaty, Matt	4	-	-	-	4	1	-	-	-	1	2	-	-	-	2	1	-	-	-	1	1	-	-	-	1	-	-	-	-	-
Blanco, Dairon	10	6	1	-	17	9	1	-	-	10	3	2	-	-	5	5	1	-	-	6	3	2	-	-	5	9	3	1	-	13
Bradley, Tucker	14	2	-	-	16	6	1	-	-	7	4	4	-	-	8	8	-	-	-	8	7	-	1	-	8	4	-	-	-	4
Camargo, Johan	5	-	-	-	5	-	-	-	-	-	1	-	-	-	1	3	-	-	-	3	1	-	-	-	1	-	-	-	-	-
Fermin, Freddy	1	1	1	-	3	3	1	-	-	4	1	1	-	1	3	2	1	-	-	3	2	-	-	-	2	-	-	-	-	-
Garcia, Maikel	4	1	-	-	5	2	-	-	-	2	2	2	-	-	4	3	1	-	-	4	2	1	-	-	3	-	-	-	-	-
Hechavarria, Adeiny	3	1	-	-	4	1	-	-	-	1	1	2	1	-	4	1	-	-	-	1	3	1	-	-	4	-	-	-	-	-
Hicklen, Brewer	9	2	-	-	11	10	1	-	-	11	4	2	-	-	6	4	-	-	-	4	14	2	-	-	16	-	-	-	-	-
Isbel, Kyle	3	-	-	-	3	1	-	-	-	1	1	1	-	-	2	1	-	-	-	1	1	-	-	-	1	-	-	-	-	-
Jenista, Greyson	-	-	-	-	-	-	-	-	-	-	-	-	-	-	-	-	-	-	-	-	-	2	-	-	2	-	-	-	-	-
Lopez, Nicky	1	-	-	-	1	-	-	-	-	-	-	-	-	-	-	1	-	-	-	1	-	-	-	-	-	-	-	-	-	-
Massey, Michael	-	-	-	-	-	1	-	-	-	1	-	-	-	-	-	-	-	-	-	-	1	-	-	-	1	-	-	-	-	-
Palacios, Jermaine	3	-	-	-	3	-	-	-	-	-	3	-	-	-	3	-	-	-	-	-	3	1	1	-	5	-	-	-	-	-
Reetz, Jakson	4	2	-	-	6	-	-	-	-	-	1	-	-	1	2	2	-	-	-	2	5	2	1	-	8	-	-	-	-	-
Reyes, Frammil	1	-	-	-	1	1	-	-	-	1	1	-	-	-	1	-	-	-	-	-	1	1	-	-	2	-	-	-	-	-
Taylor, Samad	20	6	-	-	26	11	3	-	-	14	11	2	-	-	13	10	3	1	-	14	14	1	1	-	16	4	2	2	-	8
Velázquez, Nelson	-	-	-	-	-	-	-	-	-	-	-	-	-	-	-	-	-	-	-	-	2	-	-	-	2	1	-	-	-	1
Wallace, Paxton	1	1	-	-	2	-	-	-	-	-	-	-	-	-	-	-	-	-	-	-	1	-	-	-	1	-	-	-	-	-
Waters, Drew	1	-	3	-	4	2	2	-	-	4	1	1	-	-	2	1	-	-	-	1	1	2	-	-	3	-	-	-	-	-
	185	46	11	0	242	91	18	0	0	109	85	35	4	4	127	82	17	1	0	100	177	45	7	0	226	21	6	3	0	30

## HITTING STREAKS

PLAYER	CURRENT	LONGEST	DATES/RESULTS							
			START	END	AVG	2B	3B	HR	RBI	OPS
19 Alexander, CJ	-	5	4/29	5/6	.278 (5-18)	1	0	0	3	.611
60 Briceno, José	-	2 (4x)	8/10	8/17	.250 (2-8)	0	0	2	3	1.250
17 Castellano, Angelo	-	4	8/10	8/15	.429 (6-14)	3	0	0	2	1.143
6 Dungan, Clay	-	9	7/14	7/30	.344 (11-32)	3	1	0	3	.917
24 Eaton, Nate	-	8	8/6	8/18	.387 (12-31)	1	0	2	2	1.070
28 Gentry, Tyler	-	5	4/5	4/9	.350 (7-20)	1	0	1	6	.967
18 Hicklen, Brewer	-	8	6/13	6/22	.375 (12-32)	4	0	1	6	1.023
13 Loftin, Nick	-	12	5/16	5/30	.417 (20-48)	4	0	3	18	1.170
34 Mann, Devin	-	2	8/15	8/16	.222 (2-9)	1	0	0	0	.633
4 Olivares, Edward	-	3	8/15	8/17	.538 (7-13)	2	0	1	6	1.494
14 Porter, Logan	5	9	6/20	7/2	.387 (12-31)	2	0	0	8	.965
25 Pratto, Nick	-	5	4/19	4/23	.294 (5-17)	1	0	2	5	1.039
7 Rave, John	-	9	6/13	6/25	.406 (13-32)	4	1	2	10	1.255
8 Thompson, Edward	-	2	8/17	8/19	.429 (3-7)	0	0	0	0	.985

## ON-BASE STREAKS

	CURRENT	LONGEST	DATES/RESULTS							
			START	END	AVG	2B	HR	BB	HBP	OBP
	-	7	5/11	5/19	.250 (7 - 28)	2	3	3	0	.313
	-	5	6/18	7/2	.235 (4 - 17)	0	0	2	1	.350
	-	11	7/4	7/29	.389 (14 - 36)	4	1	6	0	.476
	-	18	5/28	6/29	.316 (18 - 57)	1	0	14	1	.440
	-	9	8/6	8/19	.353 (12 - 34)	1	2	5	0	.436
	-	11	6/7	6/21	.233 (10 - 43)	4	2	7	1	.346
	-	16	6/8	6/30	.317 (20 - 63)	6	2	7	2	.397
	-	16	5/10	5/30	.349 (22 - 63)	5	3	10	0	.427
	-	6	8/3	8/9	.200 (4 - 20)	0	1	3	2	.360
	-	3	8/15	8/17	.538 (7 - 13)	2	1	1	0	.571
	9	30	5/24	7/5	.302 (32 - 106)	5	1	24	2	.433
	3	5	4/19	4/23	.294 (5 - 17)	1	2	2	0	.333
	-	20	6/13	7/9	.351 (26 - 74)	8	3	12	0	.437
	5	5	8/15	8/20	.278 (5 - 18)	0	0	4	1	.435

## PITCHES/PLATE APPEARANCE &amp; PLATE APPEARANCE DEPTH

PLAYER	AVG. P/PA	TOTAL PA	TOTAL P	LONGEST PA (#)	DATE	INN.	PITCHER	RESULT
19 Alexander, CJ	4.05	244	987	9 (3x)	8/11 vs. IOW	▼ 8	Bailey Horn	Strikeout Swinging
60 Briceno, José	3.45	64	221	7	6/21 @ ROC	▲ 2	Paolo Espino	Strikeout Swinging
17 Castellano, Angelo	3.97	303	1,202	12	7/28 @ COL	▲ 4	Randy Labaut	Walk
6 Dungan, Clay	3.97	215	854	11	8/18 @ TOL	▲ 8	Sam Clay	Single
24 Eaton, Nate	3.87	260	1,007	10 (2x)	7/5 @ GWN	▲ 9	Roel Ramirez	Groundout (5-3)
28 Gentry, Tyler	4.25	466	1,979	12	6/7 @ IND	▲ 9	Cody Bolton	Walk
13 Loftin, Nick	3.50	323	1,131	9 (2x)	8/11 vs. IOW	▼ 4	Anthony Kay	Strikeout Looking
34 Mann, Devin	4.13	61	252	8 (2x)	8/15 @ TOL	▲ 1	Spencer Turnbull	Strikeout Looking
4 Olivares, Edward	3.17	23	73	7	8/18 @ TOL	▲ 9	Aneurys Zabala	Groundout (5-3)
14 Porter, Logan	4.04	396	1,598	9	6/15 vs. COL	▼ 6	Cade Smith	Strikeout Looking
25 Pratto, Nick	4.38	95	416	8 (5x)	4/23 vs. GWN	▼ 3	Nick Margevicius	Single
7 Rave, John	4.18	202	845	8 (3x)	8/11 vs. IOW	▼ 8	Cam Sanders	Strikeout Swinging
8 Thompson, Bubba	3.74	23	86	5 (2x)	8/16 @ TOL	▲ 8	Mason Englert	Groundout (4-3)
3.98				2,675	10,651			

## PINCH-HITTING LOG (21)

#	DATE	INNING	PINCH HITTER	HITTING FOR	RESULT
1.	4/5 vs. Toledo	▼ 9	CJ Alexander	Angelo Castellano	Fielder's Choice (4-6)
2.	4/14 @ Iowa	▲ 8	Tucker Bradley	Angelo Castellano	2-RBI Double
3.	4/18 vs. Gwinnett	▼ 9	Tucker Bradley	Angelo Castellano	Strikeout Looking
4.	4/29 @ Nashville	▲ 8	Logan Porter	CJ Alexander	Strikeout Swinging
5.	5/7 vs. Louisville	▼ 9	CJ Alexander	Angelo Castellano	Groundout (4-3)
6.	5/10 @ Scranton/WB	▲ 8	CJ Alexander	Angelo Castellano	Strikeout Swinging
7.	5/12 @ Scranton/WB	▲ 8	Brewer Hicklen	Tucker Bradley	Flyout (F9)
8.	5/20 vs. Toledo	▼ 9	Tucker Bradley	Angelo Castellano	Strikeout Swinging
9.	5/27 @ St. Paul	▲ 7	Clay Dungan	Samad Taylor	Groundout, 6-3
10.	6/28 vs. Iowa	▼ 9	Paxton Wallace	Adeiny Hechavarria	Strikeout Swinging
11.	7/3 vs. Iowa	▼ 9	Angelo Castellano	Jermaine Palacios	Strikeout Swinging
12.	7/4 @ Gwinnett	▲ 8	Samad Taylor	José Briceno	Strikeout Looking
13.	7/6 @ Gwinnett	▲ 9	Brewer Hicklen	Angelo Castellano	Flyout (F9)
14.	7/20 vs. St. Paul	▼ 9	John Rave	Jermaine Palacios	Strikeout Looking
15.	7/20 vs. St. Paul	▼ 9	CJ Alexander	Angelo Castellano	Flyout (F7)
16.	7/21 vs. St. Paul	▼ 8	Nick Loftin	Tucker Bradley	Strikeout Swinging
17.	7/22 vs. St. Paul	▼ 8	Clay Dungan	José Briceno	RBI Single
18.	7/26 @ Columbus	▲ 8	Logan Porter	José Briceno	Walk
19.	7/26 @ Columbus	▲ 8	Tucker Bradley	Jermaine Palacios	Strikeout Swinging
20.	7/28 @ Columbus	▲ 9	Tucker Bradley	Matt Beaty	Flyout (F8)
21.	8/6 @ Louisville	▲ 8	Logan Porter	José Briceno	Groundout (5-3)



### PITCHING

vs. Left-Handed Starter	13-18
vs. Right-Handed Starter	39-45
WITH Left-Handed Starter	26-32
WITH Right-Handed Starter	26-31
0-4 strikeouts	3-2
5-9 strikeouts	26-37
10+ strikeouts	23-23
0 runs of support	2-20
1-2 runs of support	14-29
3-4 runs of support	17-9
5-9 runs of support	16-5
10+ runs of support	2-0

### SCORING

1-Run Games	9-16
2-Run Games	12-6
3-4-Run Games	16-16
5+ Run Games	15-25
Extra Innings	2-2
Shutouts	2-3
Doubleheaders	1-1 (1 SPLIT)
Scoring 0-2 Runs	2-27
3-5 Runs	12-25
6-9 Runs	26-10
10+ Runs	12-1
Opponent 0-2 Runs	19-0
3-5 Runs	20-19
6-9 Runs	13-31
10+ Runs	0-13
Scored in 1st Inning	24-12
Opponent scored in 1st	20-23
Scores first	32-26
Opponent scores first	20-37

### HITTING

Omaha 0-5 hits	4-20
6-9 hits	17-28
10+ hits	31-15
Opponent 0-5 hits	11-7
6-9 hits	28-21
10+ hits	13-35
Out-hit opponent	36-13
Out-hit by opponent	11-45
Hits are tied	5-5
Hit 0 home runs	15-25
1 home run	16-25
2 home runs	9-9
3+ home runs	12-4
Opponent hit 0 home runs	20-8
1 home run	18-24
2 home runs	10-16
3+ home runs	4-15
Leave 0-5 runners on base	11-21
6-9 on base	31-28
10+ on base	10-14
Opponent leaves 0-5 runners on base	9-13
6-9 on base	27-42
10+ on base	16-8
Steals 0 bases	14-26
1 base	7-16
2 bases	14-11
3+ bases	17-10
Opponent steals 0 bases	24-24
1 base	18-19
2 bases	8-10
3+ bases	2-10

### FIELDING

Turned 0 double plays	20-26
1 double play	20-26
2 double plays	7-9
3+ double plays	5-2
Made 0 errors	34-22
1 error	13-28
2 errors	3-8
3+ errors	2-5
Opponent made 0 errors	24-34
1 error	16-18
2 errors	8-10
3+ errors	4-1

### TEAM HIGHS

LONGEST WIN STREAK *	11 Games	June 6 - June 18
LONGEST LOSING STREAK *	11 Games	August 1 - August 12
LONGEST HOME WINNING STREAK	6 Games	June 13 - June 18
LONGEST HOME LOSING STREAK	5 Games (2x)	Last: August 8 - August 12
LONGEST ROAD WINNING STREAK	5 Games (2x)	Last: June 6 - June 10
LONGEST ROAD LOSING STREAK	6 Games	August 1 - August 6
LARGEST MARGIN OF VICTORY	11 Runs	4/1 @ Indianapolis (12-1 Win)
LARGEST MARGIN OF DEFEAT	13 Runs (2x)	Last: 5/27 @ St. Paul (14-1 Loss)
LONGEST GAME, INNINGS	11 Innings	5/11 @ Scranton/Wilkes-Barre (4-3 Win)
LONGEST GAME, TIME	3:23	6/2 vs. Memphis (10-9 Win, 10 Innings)
LONGEST 9-INNING GAME, TIME	3:20	8/11 vs. Iowa (9-4 Loss)
SHORTEST 9-INNING GAME, TIME	2:00	7/18 vs. St. Paul (1-9 Win)
SHORTEST GAME, TIME	1:46	7/2 vs. Iowa, G2 (6-2 Loss)
LARGEST COMEBACK WIN	6 Runs, After 4th	5/6 vs. Louisville (11-9 Win)
LARGEST MARGIN OF LEAD SURRENDERED (LOSS)	5 Runs, After 7th	6/4 vs. Memphis (6-5 Loss)
MOST ERRORS, TEAM	3 (7x)	Last: 8/3 @ Louisville (11-2 Loss)
MOST ERRORS, PLAYER	3	Angelo Castellano
LARGEST CROWD, HOME	9,023 (2x)	5/27 @ St. Paul (14-1 Loss)
LARGEST CROWD, ROAD	11,084	Last: 8/12 vs. Iowa (7-4 Loss)
WARMEST FIRST PITCH	90 Degrees	7/25 @ Columbus (10-2 Loss)
COLDEST FIRST PITCH	35 Degrees	8/4 @ Louisville (8-3 Loss)
		4/5 vs. Toledo (7-6 Loss)

### OFFENSIVE HIGHS

MOST RUNS SCORED, GAME	16	5/17 vs. Toledo (16-8 Win)
MOST RUNS SCORED, INNING	10, 5th Inning	6/8 @ Indianapolis (15-7 Win)
MOST CONSECUTIVE INNINGS SCORED	5 (2x)	Last: 4th-8th Innings, 5/17 vs. Toledo (16-8 Win)
FEWEST HITS, GAME	1	8/20 @ Toledo (3-0 Loss)
MOST HITS, GAME	18	5/17 vs. Toledo (16-8 Win)
MOST DOUBLES, GAME	7	5/17 vs. Toledo (16-8 Win)
MOST TRIPLES, GAME	2 (5x)	7/6 @ Gwinnett (9-6 Loss)
MOST HOME RUNS, GAME	5	7/30 @ Columbus (7-5 Win)
MOST EXTRA-BASE HITS, GAME	10	5/17 vs. Toledo (16-8 Win)
MOST RBI, GAME	15 (2x)	Last: 6/8 @ Indianapolis (15-7 Win)
MOST RUNNERS LOB, GAME	15 (2x)	Last: 8/16 @ Toledo (8-2 Loss)
MOST TOTAL BASES, GAME	34	5/17 vs. Toledo (16-8 Win)
MOST WALKS, GAME	11 (2x)	Last: 6/8 @ Indianapolis (15-7 Win)
MOST STRIKEOUTS, GAME	17	8/18 @ Toledo (5-0 Loss)
FEWEST STRIKEOUTS, GAME	3 (3x)	Last: 7/30 @ Columbus (7-5 Win)
MOST STOLEN BASES, GAME	7	5/26 @ St. Paul (6-4 Win)
MOST HIT BY PITCHES	4	5/6 vs. Louisville (11-9 Win)
MOST DOUBLE PLAYS GROUND INTO, GAME	4 (3x)	Last: 5/28 @ St. Paul (10-6 Loss)

### INDIVIDUAL OFFENSIVE HIGHS

MOST RUNS, GAME	3 (18x)	Last: Bubba Thompson, 8/15 @ Toledo (11-8 Win)
MOST HITS, GAME	4 (11x)	Last: Edward Olivares, 8/15 @ Toledo (11-8 Win)
MOST DOUBLES, GAME	2 (17x)	Last: Edward Olivares, 8/15 @ Toledo (11-8 Win)
MOST TRIPLES, GAME	1 (21x)	Last: Brewer Hicklen, 8/10 vs. Iowa (10-3 Loss)
MOST HOME RUNS, GAME	2 (5x)	Last: Brewer Hicklen, 7/14 vs. Indianapolis (13-5 Loss)
MOST TOTAL BASES, GAME	13	Drew Waters
MOST RBI, GAME	6	Freddy Fermin
MOST WALKS, GAME	4	Samad Taylor
MOST STRIKEOUTS, GAME	4 (7x)	Last: John Rave, 8/11 vs. Iowa (9-4 Loss)
MOST STOLEN BASES, GAME ^	4 (3x)	Last: Samad Taylor, 7/5 @ Gwinnett (8-7 Loss, 10 Innings)
MOST HIT BY PITCHES, GAME	2 (2x)	Last: Dairon Blanco, 5/25 @ St. Paul (8-6 Loss)
MOST SACRIFICE FLIES, GAME	2 (2x)	Last: Samad Taylor, 4/30 @ Nashville (10-6 Win)
MOST DOUBLE PLAYS GROUND INTO, GAME	2 (4x)	Last: Brewer Hicklen, 5/28 @ St. Paul (10-6 Loss)

### PITCHING HIGHS

MOST RUNS ALLOWED, GAME	20	8/9 vs. Iowa (20-1 Loss)
MOST RUNS ALLOWED, INNING	9, 7th Inning	5/28 @ St. Paul (10-6 Loss)
FEWEST HITS ALLOWED, GAME	2	Last: 7/18 vs. St. Paul (1-9 Win)
MOST HITS ALLOWED, GAME	18	5/9 @ Scranton/Wilkes-Barre (14-2 Loss)
MOST TOTAL BASES ALLOWED, GAME	40	8/9 vs. Iowa (20-1 Loss)
FEWEST STRIKEOUTS, GAME	3	4/18 vs. Gwinnett (4-1 Loss)
MOST STRIKEOUTS, GAME	15	5/11 @ Scranton/Wilkes-Barre (11 Innings)
FEWEST WALKS ALLOWED, GAME	0 (2x)	Last: 7/23 vs. St. Paul (3-1 Win)
MOST WALKS ALLOWED, GAME	12	6/28 vs. Iowa (9-2 Loss)
MOST HOME RUNS ALLOWED, GAME	4	8/9 vs. Iowa (20-1 Loss)
MOST WILD PITCHES	4 (2x)	Last: 7/19 vs. St. Paul (9-4 Loss)
MOST HIT BATTERS *	5	7/19 vs. St. Paul (9-4 Loss)

### INDIVIDUAL PITCHING HIGHS

MOST RUNS ALLOWED, GAME	11	Jonathan Heasley
MOST EARNED RUNS ALLOWED, GAME ^	11	Jonathan Heasley
FEWEST HITS ALLOWED, GAME (STARTER)	1 (7x)	Last: Evan Sisk (2.1 IP), 8/1 @ Louisville (3-2 Loss)
MOST HITS ALLOWED, GAME	11	Jonathan Heasley
MOST HOME RUNS ALLOWED, GAME ^	5 (2x)	Last: Austin Cox, 5/31 vs. Memphis (9-4 Loss)
MOST STRIKEOUTS	10	Anthony Veneziano
MOST CONSECUTIVE STRIKEOUTS	5	Ryan Yarbrough
MOST WALKS ALLOWED, GAME	6	Andrew Hoffmann
MOST HIT BATTERS, GAME	3	Jonah Dipoto
MOST WILD PITCHES, GAME	3	Jackson Kowar
MOST INNINGS PITCHED, STARTER	7.0	Jonathan Heasley
MOST PITCHES THROWN, STARTER	104 (2x)	Last: Anthony Veneziano, 8/10 vs. Iowa (10-3 Loss)
MOST INNINGS PITCHED, RELIEVER	4.1 (3x)	Last: Drew Parrish, 8/16 @ Toledo (8-2 Loss)
MOST PITCHES THROWN, RELIEVER	94	Jonathan Bowlan

^ Indicates Storm Chasers Record Tied

\* Indicates Storm Chasers Record Set

## STATCAST LEADERS (TOP 10)

LONGEST MEASURED HOMER DISTANCE			HIGHEST BATTED BALL EXIT VELOCITY			HIGHEST PITCH VELOCITY			HIGHEST PITCH SPIN RATE		
Player	Distance (Pitcher)	Date	Player	Exit Velo (Batted Ball Type)	Date	Player	Pitch Velo (Pitch Result)	Date	Player	Spin Rate (Pitch Type)	Date
Tyler Gentry	471 (2-Run off Connor Thomas)	5/30 vs. MEM	CJ Alexander	115.3 (Double vs. Reese Olson)	4/7 vs. TOL	Will Klein	100.7 (Richie Martin, Foul Ball)	6/21 @ ROC	Jonah Dipoto	3,340 (94.6 MPH Sinker vs. George Valera)	7/29 @ COL
Dairon Blanco	455 (Solo off Simeon Woods Richardson)	5/23 @ STP	Drew Waters	111.8 (Double vs. Sam Clay)	5/19 vs. TOL	Steven Cruz	100.3 (Zack Collins, Called Strike)	7/29 @ COL	Josh Dye	3,329 (81.2 MPH Changeup vs. Joe Hudson)	4/21 vs. GWN
Brewer Hicklen	443 (3-Run off Miguel Diaz)	5/18 vs. TOL	Brewer Hicklen	111.7 (Single vs. Kent Emanuel)	6/9 @ IND	Steven Cruz	100.3 (Oscar Gonzalez, Foul Ball)	7/25 @ COL	Jon Heasley	3,090 (93.8 MPH 45-Fastball vs. Abraham Toro)	4/30 @ NAS
Adair Hefner	433 (2-Run off Peyton Battenfield)	7/30 @ COL	Jose Briceño	111.5 (Groundout vs. Jared Jones)	7/16 vs. IND	Will Klein	100.3 (Jake Slaughter, Strikeout)	7/3 vs. IOW	Josh Staumont	3,058 (81.0 MPH Curveball vs. Miguel Andujar)	3/31 @ IND
Nick Loftin	433 (3-Run off Brent Headrick)	5/24 @ STP	Edward Olivares	110.7 (Single vs. Brennan Hanifan)	8/17 @ TOL	Steven Cruz	100.2 (Brayan Rocio Foul Ball)	7/29 @ COL	Jonah Dipoto	3,038 (80.6 MPH Slider vs. Nick Martin)	8/2 @ LOU
Tyler Gentry	431 (3-Run off Hunter Stratton)	6/10 @ IND	CJ Alexander	110.6 (Lineout vs. Cody Bolton)	6/10 @ IND	Will Klein	100.2 (Richie Martin, Foul Ball)	6/21 @ ROC	Jonah Dipoto	3,028 (82.2 MPH Slider vs. Vaughn Grissom)	7/4 @ GWN
Brewer Hicklen	428 (2-Run off Juan Minaya)	7/14 vs. IND	Brewer Hicklen	110.4 (Double vs. Robert Gasser)	4/30 @ NAS	Will Klein	100.2 (Zack Collins, Strikeout)	6/14 vs. COL	Jonah Dipoto	3,027 (81.0 MPH Slider vs. Alejo Lopez)	8/2 @ LOU
Freddy Fermin	428 (2-Run off Ashton Goudeau)	4/8 vs. TOL	Jose Briceño	109.9 (Groundout vs. Jack O'Loughlin)	8/20 @ TOL	Steven Cruz	100.0 (Brayan Rocio Foul Ball)	7/29 @ COL	Jonah Dipoto	3,025 (81.4 MPH Slider vs. Eddy Leonard)	8/19 @ TOL
Brewer Hicklen	426 (Solo off Ryan Loutos)	6/1 vs. MEM	Nick Loftin	109.9 (Single vs. Zach Logue)	8/19 @ TOL	Will Klein	99.9 (Matt Mervis, Strikeout)	7/3 vs. IOW	James McArthur	3,021 (82.8 MPH Curveball vs. Jhonkensy Noel)	7/27 @ COL
Johan Camargo	426 (Solo off Randy Dobnak)	5/27 @ STP	CJ Alexander	109.9 (Homer vs. Mitch Spence)	5/14 @ SWB	Steven Cruz	99.7 (Daniel Schneemann Foul Ball)	7/29 @ COL	Jonah Dipoto	3,010 (80.5 MPH Curveball vs. Kramer Robertson)	5/31 vs. MEM



## THE LAST TIME OMAHA...

THREW A PERFECT GAME .....  
THREW A 9-INNING NO-HITTER ..... 6/20/1988 vs. Columbus (Luis Aquino, 2-0 win)  
THREW A 7-INNING NO-HITTER ..... 7/13/1990 @ Iowa [G1] (Gene Walter, 3-0 win)  
THREW A COMBINED NO-HITTER ..... 4/17/1997 vs. Oklahoma City (Jim Converse and Allen McMill, 2-0 win)

THREW A COMBINED 1-HITTER (9 Innings) ..... 8/26/2019 vs. Nashville (5-0 Win)  
Pitchers: Arnaldo Hernandez (8.0 IP), Gabe Speier (1.0 IP)

THREW A COMBINED 1-HITTER (7 Innings) ..... 7/18/2023 vs. St. Paul (1-0 Win)  
THREW A COMBINED 2-HITTER (9 Innings) ..... 7/18/2023 vs. St. Paul (1-0 Win)  
Pitchers: Anthony Veneziano (5.0 IP), James McArthur (2.2 IP) & Walter Pennington (1.1 IP)

THREW A COMBINED 2-HITTER (7 Innings) ..... June 7, 2017 vs. Nashville (4-0 Loss)  
GOT NO-HIT (9 INNINGS) .....  
Pitchers: Chris Smith, Sean Doolittle, Tucker Healy and Simon Castro,

GOT NO-HIT (LESS THAN 9 INNINGS) ..... 6/29/2008 vs. Oklahoma [G1] (Dustin Nippert, 2-0 Loss)  
GOT 1-HIT ..... 8/20/2023 @ Toledo (3-0 Loss)  
GOT 2-HIT ..... 5/20/2023 vs. Toledo (4-1 Loss)

THREW A COMBINED 9-INNING SHUTOUT ..... 7/18/2023 vs. St. Paul (1-0 Win)  
Pitchers: Anthony Veneziano (5.0 IP), James McArthur (2.2 IP) & Walter Pennington (1.1 IP)

THREW SHUTOUTS IN 3 STRAIGHT GAMES ..... 8/7/2018 vs. Salt Lake and 8/9 and 8/10/2018 @ Round Rock (5-0, 9-0, 2-0)

THREW BACK-TO-BACK SHUTOUTS ..... 8/9 and 8/10/2018 @ Round Rock (9-0 Win & 2-0 Win)  
GOT SHUT OUT (9 INNINGS) ..... 8/20/2023 @ Toledo (3-0 Loss)

GOT SHUT OUT IN BACK-TO-BACK GAMES ..... 7/23 and 7/24/2022 vs. Iowa (10-0 Loss, 7-0 Loss)  
GOT SHUT OUT IN 3 STRAIGHT GAMES ..... N/A (Since 2005)

GOT SHUT OUT (LESS THAN 9 INNINGS) ..... 5/28, 2022 @ Louisville [G2] (3-0 Loss)

HAD A 11-GAME WINNING STREAK ..... June 6 to June 18, 2023

HAD A 10-GAME WINNING STREAK ..... June 5 to June 16, 2012

HAD A 9-GAME WINNING STREAK ..... May 22 to June 1, 2021

HAD A 8-GAME WINNING STREAK ..... May 23 to May 30, 2010

HAD A 7-GAME WINNING STREAK ..... July 21 to July 26, 2015

HAD A 6-GAME WINNING STREAK ..... August 25 to August 31, 2021

HAD A 11-GAME LOSING STREAK ..... August 1 to August 12, 2023

HAD A 10-GAME LOSING STREAK ..... August 6 to August 16, 2006

HAD A 9-GAME LOSING STREAK ..... April 28 to May 5, 2003

HAD A 8-GAME LOSING STREAK ..... June 6 to June 14, 2016

HAD A 7-GAME LOSING STREAK ..... April 20 to April 28, 2019

HAD A 6-GAME LOSING STREAK ..... May 4 to May 9, 2018

STRUCK OUT 19+ OPPOSING HITTERS ..... 5/6/2021 vs. St. Paul (19)

STRUCK OUT 17+ OPPOSING HITTERS ..... 5/6/2021 vs. St. Paul (19)

STRUCK OUT 15+ OPPOSING HITTERS ..... 5/11/2023 @ Scranton/Wilkes-Barre (15)

STRUCK OUT 10+ OPPOSING HITTERS ..... 8/20/2023 @ Toledo (12)

SCORED 20+ RUNS IN ONE GAME ..... 7/4/2022 vs. Toledo (20)

SCORED 15+ RUNS IN ONE GAME ..... 6/8/2023 @ Indianapolis (15)

SCORED 10+ RUNS IN ONE GAME ..... 8/15/2023 @ Toledo (11)

ALLOWED 20+ RUNS IN ONE GAME ..... 8/9/2023 vs. Iowa (20)

ALLOWED 15+ RUNS IN ONE GAME ..... 8/9/2023 vs. Iowa (20)

ALLOWED 10+ RUNS IN ONE GAME ..... 8/9/2023 vs. Iowa (20)

HAD 27+ HITS IN ONE GAME ..... 7/4/2022 vs. Toledo (27)

HAD 25+ HITS IN ONE GAME ..... 7/4/2022 vs. Toledo (27)

HAD 20+ HITS IN ONE GAME ..... 7/4/2022 vs. Toledo (27)

HAD 15+ HITS IN ONE GAME ..... 8/15/2023 @ Toledo (15)

HAD 10+ HITS IN ONE GAME ..... 8/16/2023 @ Toledo (13)

ALLOWED 22+ HITS IN ONE GAME ..... 8/2/2019 @ Reno (23)

ALLOWED 20+ HITS IN ONE GAME ..... 8/2/2019 @ Reno (23)

ALLOWED 15+ HITS IN ONE GAME ..... 8/15/2023 @ Toledo (15)

ALLOWED 10+ HITS IN ONE GAME ..... 8/18/2023 @ Toledo (10)

WALKED 14+ TIMES IN ONE GAME ..... 4/14/2022 vs. Louisville (14)

WALKED 10+ TIMES IN ONE GAME ..... 7/26/2023 @ Columbus (10)

WALKED 8+ TIMES IN ONE GAME ..... 8/11/2023 vs. Iowa (8)

ALLOWED 13+ WALKS IN ONE GAME ..... 5/8/2007 vs. Sacramento (13)

ALLOWED 10+ WALKS IN ONE GAME ..... 8/9/2023 vs. Iowa (13)

ALLOWED 8+ WALKS IN ONE GAME ..... 8/9/2023 vs. Iowa (11)

HIT 9+ HOME RUNS IN A GAME ..... 7/3/2022 vs. Toledo (9)

HIT 7+ HOME RUNS IN A GAME ..... 7/3/2022 vs. Toledo (9)

HIT 5+ HOME RUNS IN A GAME ..... 7/30/2023 @ Columbus (5)

HIT 3+ HOME RUNS IN A GAME ..... 7/30/2023 @ Columbus (5)

ALLOWED 7+ HOME RUNS IN A GAME ..... 8/9/2023 vs. Iowa (7)

ALLOWED 5+ HOME RUNS IN A GAME ..... 8/9/2023 vs. Iowa (7)

ALLOWED 3+ HOME RUNS IN A GAME ..... 8/16/2023 @ Toledo (3)

HAD 2 PLAYERS HIT 2 HOME RUNS IN A GAME ..... Nate Eaton & Roman Quinn, 7/4/2022 vs. Toledo (20-6 win)

HIT BACK-TO-BACK HOME RUNS ..... 4/5/2023 vs. Toledo, 6th inning (7-6 loss)

HIT 3 STRAIGHT HOME RUNS ..... Tyler Gentry (3-run) & Logan Porter (solo), 5/21/2021 @ Iowa, 9th Inning (9-8 loss)

Anderson Miller (2-run), Sebastian Rivero (solo), Gabriel Cancel (solo)

SCORED 10+ RUNS IN AN INNING ..... 10 Runs, 5th Inning - 6/8/2023 @ Indianapolis (15-7 win)

SCORED 7+ RUNS IN AN INNING ..... 7 Runs, 4th Inning - 6/17/2023 vs. Columbus (13-4 win)

SCORED 5+ RUNS IN AN INNING ..... 5 Runs, 8th Inning - 8/15/2023 @ Toledo (11-8 win)

SCORED 5+ RUNS IN AN EXTRA INNING ..... 6 Runs, 11th Inning - 8/3/2021 @ Columbus (11-7 win)

ALLOWED 10+ RUNS IN AN INNING ..... 10 Runs, 6th Inning - 7/16/2012 vs. Oklahoma City (16-6 loss)

ALLOWED 7+ RUNS IN AN INNING ..... 8 Runs, 7th Inning - 8/10/2023 vs. Iowa (10-3 loss)

ALLOWED 5+ RUNS IN AN INNING ..... 5 Runs, 3rd Inning - 8/15/2023 @ Toledo (11-8 win)

ALLOWED 5+ RUNS IN AN EXTRA INNING ..... 6 Runs, 12th Inning - 7/7/2017 vs. Colorado Springs (8-4 loss)

WON A GAME BY 15+ RUNS ..... 14 Runs - 7/4/2023 vs. Toledo (20-6 win)

WON A GAME BY 10+ RUNS ..... 10 Runs - 7/3/2023 vs. Iowa, G1 (11-1 win)

LOST A GAME BY 15+ RUNS ..... 19 Runs - 8/9/2023 vs. Iowa (20-1 loss)

LOST A GAME BY 10+ RUNS ..... 19 Runs - 8/9/2023 vs. Iowa (20-1 loss)

SCORED 12+ RUNS IN CONSECUTIVE GAMES ..... 9/25/2021 and 9/26/2021 vs. Indianapolis (12-3 Win & 17-12 loss)

SCORED 10+ RUNS IN CONSECUTIVE GAMES ..... 6/26/2022 vs. Columbus & 6/28/2022 @ St. Paul (17-4 Win, 11-2 win)

SCORED JUST ONE RUN WITHOUT AN RBI ..... 5/4/2019 vs. Iowa (6-1 loss)

SCORED MULTIPLE RUNS WITHOUT AN RBI ..... 4/30/2018 @ Iowa (10-3 loss)

SCORED MORE RUNS THAT RECORDED HITS ..... 6/14/2023 vs. Columbus (6-1 win, 6 runs on 5 hits)

TURNED 6 DOUBLE PLAYS IN ONE GAME ..... 8/25/08 vs. New Orleans

TURNED 5 DOUBLE PLAYS IN ONE GAME ..... 4/1/2023 @ Indianapolis

TURNED 4 DOUBLE PLAYS IN ONE GAME ..... 5/9/2023 @ Scranton/Wilkes-Barre

TURNED 3+ DOUBLE PLAYS IN ONE GAME ..... 6/16/2023 vs. Columbus (3)

TURNED A TRIPLE PLAY ..... 5/13/2023 @ Scranton/WB, 5th Inning (8-6 loss)

6-4-3 (Fielders: Angelo Castellano to Samad Taylor to CJ Alexander to Nick Loftin | Batter: Ben Rortved)

HIT INTO A TRIPLE PLAY ..... 7/9/2023 @ Gwinnett, Adeiny Hechavarria, 7th Inning (8-1 loss)

5-4-3 (Fielders: Daniel Robertson to Vaughn Grissom to Joe Dunand)

COMMITTED 6 ERRORS ..... 5/10/2012 @ Sacramento

COMMITTED 5 ERRORS ..... 4/16/2006 @ Memphis

COMMITTED 4 ERRORS ..... 6/29/2022 @ St. Paul

COMMITTED 3+ ERRORS ..... 8/3/2023 @ Louisville (3)

EVERY STORM CHASER IN THE STARTING LINEUP HAD A HIT ..... 6/29/2023 vs. Iowa

EVERY STORM CHASER IN THE STARTING LINEUP SCORED A RUN ..... 6/17/2023 vs. Columbus

EVERY STORM CHASER IN THE STARTING LINEUP HAD A HIT AND SCORED A RUN ..... 3rd and 4th Innings - 6/17/2023 vs. Columbus

LINEUP BATTED AROUND TWICE IN ONE GAME

WON ON THE LAST AT-BAT OF THE GAME (WALK-OFF WIN) ..... 7/21/2023 vs. St. Paul (5-4 Win, 9 innings)

LOST ON THE LAST AT-BAT OF THE GAME (WALK-OFF LOSS) ..... 8/6/2023 @ Louisville (5-4 Loss, 9 innings)

PLAYED BACK-TO-BACK EXTRA-INNING GAMES ..... 7/2 and 7/3/2019 @ Round Rock (7-6 Loss & 9-8 Loss, both 10 innings)

WON BOTH GAMES OF A DOUBLEHEADER ..... 8/22/2022 vs. Scranton/Wilkes-Barre (9-4 Win & 12-10 Win)

PITCHED SHUTOUTS IN BOTH GAMES OF A DOUBLEHEADER ..... N/A (Since 2005)

LOST BOTH GAMES OF A DOUBLEHEADER ..... 8/29/2018 vs. Colorado Springs (3-2 Loss & 7-0 Loss)

SHUT OUT IN BOTH GAMES OF A DOUBLEHEADER ..... 6/2/2013 vs. Memphis (7-0 Loss, 5-0 Loss)

OPPOSING HITTER HAD A 3-HOMER GAME ..... Christian Encarnacion-Strand, 5/4/2023 vs. Louisville

OPPOSING HITTER HIT FOR THE A CYCLE ..... Matt McClain, 5/4/2023 vs. Louisville

## THE LAST TIME AN OMAHA HITTER...

HAD 6 HITS IN ONE GAME ..... Matt Diaz, 7/27/2005 @ Portland

HAD 5 HITS IN ONE GAME ..... Dairon Blanco, 9/15/2022 @ Columbus

HAD 4 HITS IN ONE GAME ..... Edward Olivares, 8/15/2023 @ Toledo

HAD 3 HITS IN ONE GAME ..... Clay Dungan, 8/16/2023 @ Toledo

HIT 3 HOME RUNS IN ONE GAME ..... Ryan McBroom, 6/13/2021 @ St. Paul

HIT 2 HOME RUNS IN ONE GAME ..... Brewer Hicklen, 7/14/2023 vs. Indianapolis

HIT 2 TRIPLES IN ONE GAME ..... Angel Franco, 5/6/2016 @ Iowa

HIT 4 DOUBLES IN ONE GAME ..... Jordan Parraz, 5/18/2010 @ Las Vegas

HIT 3 DOUBLES IN ONE GAME ..... Dairon Blanco, 9/15/2022 @ Columbus

HIT 2 DOUBLES IN ONE GAME ..... CJ Alexander, 8/18/2023 @ Toledo

HIT 2 SACRIFICE FLIES IN ONE GAME ..... Samad Taylor, 4/30/2023 @ Nashville

HIT A GRAND SLAM ..... Adeiny Hechavarria, 6/22/2023 @ Rochester

HIT AN INSIDE-THE-PARK HOME RUN ..... John Rave, 6/18/2023 vs. Columbus

LED OFF A HOME GAME WITH A HOME RUN ..... Nate Eaton, 6/17/2023 vs. Columbus

LED OFF A ROAD GAME WITH A HOME RUN ..... Drew Waters, 8/16/2022 @ Louisville

HIT A PINCH-HIT HOME RUN ..... Elier Hernandez, 5/22/2019 vs. Iowa

HIT A WALK-OFF HOME RUN ..... Nate Eaton, 5/31/2022 vs. Indianapolis

HIT A WALK-OFF GRAND SLAM ..... Jimmy Govers, 5/7/2022 vs. Columbus

HIT A WALK-OFF PINCH-HIT HOME RUN ..... Chad Santos, 8/23/2005 vs. New Orleans

HIT FOR THE CYCLE ..... Jimmy Paredes, 5/12/2014 vs. New Orleans

HAD 11 RBI IN ONE GAME ..... Mike Moustakas, 8/30/2010 vs. Round Rock

HAD 9 RBI IN ONE GAME ..... Brett Eibner, 4/9/2014 vs. Memphis

HAD 8 RBI IN ONE GAME ..... Jimmy Paredes, 5/12/2014 vs. New Orleans

HAD 7 RBI IN ONE GAME ..... Brett Hayes, 4/14/2013 vs. Nashville

HAD 6 RBI IN ONE GAME ..... Freddy Fermin, 4/8/2023 vs. Toledo

HAD 5 RBI IN ONE GAME ..... Edward Olivares, 8/15/2023 @ Toledo

HAD 4 RBI IN ONE GAME ..... Adeiny Hechavarria, 6/22/2023 @ Rochester

SCORED 5 RUNS IN ONE GAME ..... Brett Eibner, 5/12/2014 vs. New Orleans

SCORED 4 RUNS IN ONE GAME ..... Maikel Garcia, 9/15/2022 @ Columbus

SCORED 3 RUNS IN ONE GAME ..... Bubba Thompson, 8/15/2023 @ Toledo

WALKED 4 TIMES IN ONE GAME ..... Samad Taylor, 7/26/2023 @ Columbus

WALKED 3 TIMES IN ONE GAME ..... Samad Taylor, 7/7/2023 @ Gwinnett

STOLE 4 BASES IN ONE GAME ..... Samad Taylor, 7/5/2023 @ Gwinnett

STOLE 3 BASES IN ONE GAME ..... Dairon Blanco, 6/10/2023 @ Indianapolis

STOLE 2 BASES IN ONE GAME ..... Samad Taylor, 7/21/2023 vs. St. Paul

STRUCK OUT 5 TIMES IN ONE GAME ..... Drew Waters, 8/10/2022 @ Toledo

STRUCK OUT 4 TIMES IN ONE GAME ..... John Rave, 8/11/2023 vs. Iowa

STRUCK OUT 3 TIMES IN ONE GAME ..... Tyler Gentry, 8/18/2023 @ Toledo

REACHED BASE 6 TIMES IN ONE GAME ..... Nicky Lopez, 7/27/2018 @ Fresno

REACHED BASE 5 TIMES IN ONE GAME ..... Tyler Gentry, 7/29/2023 @ Columbus

REACHED BASE 4 TIMES IN ONE GAME ..... Edward Olivares, 8/15/2023 @ Toledo

REACHED BASE IN EVERY TRIP TO THE PLATE (6 PA) ..... Brett Eibner, 4/9/2014 vs. Memphis

REACHED BASE IN EVERY TRIP TO THE PLATE (5 PA) ..... Tyler Gentry, 7/29/2023 @ Columbus

REACHED BASE IN EVERY TRIP TO THE PLATE (4 PA) ..... John Rave, 7/28/2023 @ Columbus

REACHED BASE IN EVERY TRIP TO THE PLATE (3 PA) ..... Angelo Castellano, 8/2/2023 @ Louisville

HAD 2 HOME RUNS IN THE SAME INNING ..... Brett Eibner, 5th Inning, 5/12/2015 vs. Memphis

HAD 2 DOUBLES IN THE SAME INNING ..... Clay Dungan, 6th Inning, 6/26/2022 vs. Columbus

HAD 2 HITS IN THE SAME INNING ..... Angelo Castellano, 3rd Inning, 7/2/2023 vs. Iowa [G1]

HAD 2 WALKS IN THE SAME INNING ..... Samad Taylor, 5th Inning, 6/8/2023 @ Indianapolis

REACHED 2 TIMES IN THE SAME INNING ..... Angelo Castellano, 3rd Inning, 7/2/2023 vs. Iowa [G1]

SCORED 2 RUNS IN THE SAME INNING ..... Dairon Blanco & Samad Taylor, 5th Inning, 6/8/2023 @ Indianapolis

HIT HOME RUNS IN 6 STRAIGHT GAMES ..... Steve Sisco, June 13 to June 21, 1998

HIT HOME RUNS IN 5 STRAIGHT GAMES ..... Cory Aldridge, July 27 to August 8, 2009

HIT HOME RUNS IN 4 STRAIGHT GAMES ..... Nick Pratto, August 19 to August 22, 2021

HIT HOME RUNS IN 3 STRAIGHT GAMES ..... Brent Rooker, September 23 to September 26, 2022

HIT HOME RUNS IN BACK-TO-BACK GAMES ..... Nate Eaton, August 10 and 11, 2023

HIT HOME RUNS IN BOTH GAMES OF A DOUBLEHEADER ..... Nick Pratto, 4/7/2022 @ Indianapolis

HIT HOME RUNS FROM BOTH SIDES OF THE PLATE, GAME ..... Tim Raines Jr., 8/20/2009 @ Tacoma

HIT HOME RUN IN FIRST OMAHA AT-BAT ..... Jakson Reetz, 8/28/2022 vs. Scranton/WB [G1]

HAD 2+ HITS IN 7 STRAIGHT GAMES ..... Johnny Giavotella, August 3 to August 14, 2014

HAD 2+ HITS IN 6 STRAIGHT GAMES ..... Dairon Blanco, September 10 to September 17, 2022

HAD 2+ HITS IN 5 STRAIGHT GAMES ..... MJ Melendez, September 25 to October 2, 2021

HAD A 20+ GAME HITTING STREAK ..... Frank Schwindel, 20 Games: July 22 to August 13, 2018

HAD A 18+ GAME HITTING STREAK ..... Frank Schwindel, 20 Games: July 22 to August 13, 2018

HAD A 16+ GAME HITTING STREAK ..... Frank Schwindel, 20 Games: July 22 to August 13, 2018

HAD A 14+ GAME HITTING STREAK ..... Dairon Blanco, 15 Games: May 15 to July 10, 2022

HAD A 12+ GAME HITTING STREAK ..... Nick Loftin, 12 Games: May 16 to May 30, 2023

HAD A 40+ GAME REACHED BASE STREAK ..... Shane Costa, 46 Games: April 14 to August 8, 2007

HAD A 35 to 39 GAME REACHED BASE STREAK ..... Alex Gordon, 39 Games: May 9 to June 19, 2010

HAD A 30 to 34 GAME REACHED BASE STREAK ..... Logan Porter, 30 Games: May 25 to July 5, 2023

HAD A 25 to 29 GAME REACHED BASE STREAK ..... Kelvin Gutierrez, 25 Games: April 5 to June 16, 2019

HAD A 20 to 24 GAME REACHED BASE STREAK ..... John Rave, 20 Games: June 13 to July 9, 2023

## THE LAST TIME AN OMAHA PITCHER...

THREW A 1-HITTER (9 Innings) ..... Luis Mendoza, 7/18/2011 @ Memphis

THREW A 1-HITTER (7 Innings) ..... Nick Pratto, 7/2/2018 vs. Nashville [G1]

THREW A 2-HITTER (9 Innings) ..... Jeff Suppan, 6/21/2011 @ Nashville

THREW A 2-HITTER (7 Innings) ..... Arnaldo Hernandez, 7/21/2018 vs. Round Rock [G1]

THREW A 9-INNING COMPLETE GAME SHUTOUT ..... Luis Mendoza, 7/18/2011 @ Memphis

THREW A 7-INNING COMPLETE GAME SHUTOUT ..... Jake Kalish, 7/2/2018 vs. Nashville [G1]

THREW A 5-INNING COMPLETE GAME SHUTOUT ..... Anthony Lerew, 8/31/2010 vs. Round Rock

THREW A 9-INNING COMPLETE GAME ..... Arnaldo Hernandez, 8/15/2018 vs. Oklahoma City

THREW AN 8-INNING COMPLETE GAME ..... John Lannan, 6/16/2016 @ Oklahoma City

THREW A 7-INNING COMPLETE GAME ..... Austin Cox, 8/28/2022 vs. Scranton/WB [G1]

THREW A 6-INNING COMPLETE GAME ..... Matt Wright, 8/8/2008 @ Nashville [G2]

THREW A 5-INNING COMPLETE GAME ..... Trevor Oaks, 8/6/2018 vs. Salt Lake

STRUCK OUT 12 IN A GAME ..... Jakob Junis, 5/26/

## AFTER-INNING RECORDS

	LEADING	TRAILING	TIED
AFTER 1 INNING	20 - 9	11 - 20	21 - 34
AFTER 2 INNINGS	32 - 12	13 - 29	8 - 21
AFTER 3 INNINGS	33 - 15	8 - 33	11 - 15
AFTER 4 INNINGS	38 - 16	8 - 38	6 - 9
AFTER 5 INNINGS	37 - 15	9 - 42	6 - 7
AFTER 6 INNINGS	37 - 12	8 - 48	7 - 3
AFTER 7 INNINGS	39 - 8	7 - 49	5 - 5
AFTER 8 INNINGS	43 - 4	3 - 50	5 - 6

## STORM CHASERS BIG INNINGS

DATE	INNING	RUNS
1. June 8 @ Indianapolis	Top 5th	10
2. June 17 vs. Columbus	Bottom 4th	7
May 17 vs. Toledo	Bottom 1st	7
April 2 @ Indianapolis	Top 8th	7
5. July 2 vs. Iowa [G1]	Bottom 3rd	6
June 2 vs. Memphis	Bottom 5th	6
May 18 vs Toledo	Bottom 8th	6
April 8 vs. Toledo	Bottom 3rd	6

## SCORE BY INNINGS

	1	2	3	4	5	6	7	8	9	10	11+	TOTAL
Omaha	66	59	78	60	81	62	62	65	60	1	1	595
Opponents	70	68	70	62	86	111	79	67	59	2	0	674
<b>Difference</b>	<b>-4</b>	<b>-9</b>	<b>8</b>	<b>-2</b>	<b>-5</b>	<b>-49</b>	<b>-17</b>	<b>-2</b>	<b>1</b>	<b>-1</b>	<b>1</b>	<b>-79</b>

SCORE BY INNINGS V. ST. PAUL	1	2	3	4	5	6	7	8	9	10	11+	TOTAL
Omaha	4	5	10	2	7	0	10	7	11	0	0	56
St. Paul	4	11	1	1	17	7	13	7	7	0	0	68
<b>vs. St. Paul Difference</b>	<b>0</b>	<b>-6</b>	<b>9</b>	<b>1</b>	<b>-10</b>	<b>-7</b>	<b>-3</b>	<b>0</b>	<b>4</b>	<b>0</b>	<b>0</b>	<b>-12</b>

## MULTI-RUN INNINGS

	2	3	4	5	6	7	8	9	10+	TOTAL
Storm Chasers	77	39	20	5	4	3	-	-	1	149
Opponents	77	38	18	9	6	3	4	1	-	156

## RECORD BY RUNS SCORED/ALLOWED

RUNS	0	1	2	3	4	5	6	7	8	9	10	11	12	13+
SCORED	0 - 3	1 - 8	1 - 16	2 - 9	5 - 10	5 - 7	8 - 8	6 - 1	7 - 0	5 - 0	3 - 1	4 - 0	1 - 0	4 - 0
ALLOWED	2 - 0	9 - 0	8 - 0	9 - 4	7 - 7	4 - 7	5 - 9	2 - 5	4 - 9	2 - 9	0 - 4	0 - 2	0 - 2	0 - 5

## RECORD BY MARGIN OF VICTORY/DEFEAT

1 Run	2 Runs	3 Runs	4 Runs	5 Runs	6 Runs	7 Runs	8 Runs	9 Runs	10+ Runs
9 - 16	12 - 6	7 - 10	9 - 5	7 - 7	1 - 6	0 - 6	3 - 2	2 - 1	2 - 4

## 2023 STORM CHASERS MONTH BY MONTH

### HITTING

MONTH	AVG	G	AB	R	H	TB	2B	3B	HR	RBI	BB	IBB	SO	SB	CS	OBP	SLG	OPS	SAC	SF	HBP	GIDP	LOB
MARCH	.300	1	40	8	12	16	2	1	0	8	9	0	12	5	0	.429	.400	.829	0	0	0	0	14
APRIL	.250	24	799	124	200	352	49	2	33	118	99	0	204	38	8	.337	.441	.778	1	11	11	24	156
MAY	.269	26	885	148	238	386	53	7	27	131	120	0	218	58	13	.366	.436	.802	1	6	19	28	198
JUNE	.281	24	804	152	226	362	55	3	25	142	125	2	216	45	7	.380	.450	.830	7	15	13	20	184
JULY	.256	23	757	113	194	335	42	6	29	106	102	2	175	22	9	.347	.443	.790	0	8	8	11	166
AUGUST	.211	17	558	50	118	192	19	2	17	46	71	0	170	17	7	.307	.344	.651	1	1	6	13	128
SEPTEMBER																							
<b>TOTAL</b>	<b>.257</b>	<b>115</b>	<b>3843</b>	<b>595</b>	<b>988</b>	<b>1643</b>	<b>220</b>	<b>21</b>	<b>131</b>	<b>551</b>	<b>526</b>	<b>4</b>	<b>995</b>	<b>185</b>	<b>44</b>	<b>.352</b>	<b>.428</b>	<b>.780</b>	<b>10</b>	<b>41</b>	<b>57</b>	<b>96</b>	<b>846</b>

### PITCHING

MONTH	W	L	ERA	G	GS	CG	SHO	GF	HLD	SV	SVO	IP	H	R	ER	HR	HB	BB	SO	WP	BK	WHIP	AVG
MARCH	1	0	6.00	1	1	0	0	1	0	1	1	9.0	11	6	6	1	1	2	7	0	1	1.44	.297
APRIL	9	15	5.65	24	24	0	0	24	11	3	7	212.0	238	149	133	30	17	104	198	16	2	1.61	.284
MAY	12	14	5.61	26	26	0	1	26	17	6	12	229.1	247	162	143	46	15	126	235	13	1	1.63	.278
JUNE	17	7	4.35	24	24	0	0	24	17	6	11	215.1	187	109	104	26	7	127	219	13	1	1.46	.232
JULY	11	12	5.41	23	23	0	1	23	5	5	8	198.0	182	126	119	32	12	112	203	11	1	1.48	.245
AUGUST	2	15	6.98	17	17	0	0	15	4	1	5	144.1	166	122	112	29	9	102	149	7	0	1.86	.288
SEPTEMBER																							
<b>TOTAL</b>	<b>52</b>	<b>63</b>	<b>5.51</b>	<b>115</b>	<b>115</b>	<b>0</b>	<b>2</b>	<b>113</b>	<b>54</b>	<b>22</b>	<b>44</b>	<b>1008.0</b>	<b>1031</b>	<b>674</b>	<b>617</b>	<b>164</b>	<b>61</b>	<b>573</b>	<b>1,011</b>	<b>60</b>	<b>6</b>	<b>1.59</b>	<b>.265</b>

## 2023 WALK-OFF TRACKER (3 FOR, 10 AGAINST)

GAME #	DATE	OPPONENT	FINAL (INN.)	PLAYER	WINNING RUN	PITCHER	HOW	OUTS	COUNT
23	April 28	@ Nashville	L, 4-3 (9)	Brian Navarreto	Skye Bolt	Josh Dye	Throwing error by 3B Maikel Garcia	2	1-0
24	April 29	@ Nashville	L, 6-5 (10)	Keston Hiura	Eddy Alvarez	Evan Sisk	Infield single to SS Angelo Castellano	1	2-1
33	May 10	@ Scranton/WB	L, 4-3 (9)	Michael Hermosillo	Michael Hermosillo	Dylan Coleman	Solo home run to LF	0	2-1
36	May 13	@ Scranton/WB	L, 8-6 (9)	Ben Rortvedt	Estevan Florial	Brooks Kriske	3-run home run to RCF	1	2-2
45	May 24	@ St. Paul	L, 6-5 (9)	Jose Miranda	Andrew Stevenson	Brooks Kriske	RBI single to LF	0	1-1
<b>53</b>	<b>June 2</b>	<b>vs. Memphis</b>	<b>W, 10-9 (10)</b>	<b>Dairon Blanco</b>	<b>Brewer Hicklen</b>	<b>Jake Walsh</b>	<b>Sacrifice fly to RF</b>	<b>1</b>	<b>2-2</b>
71	June 24	@ Rochester	L, 3-2 (9)	Richie Martin	Christian Chamberlain	Wild Pitch		1	1-0
80	July 5	@ Gwinnett	L, 8-7 (10)	Luke Williams	Braden Shewmake	Brooks Kriske	RBI single to LF	0	2-1
<b>87</b>	<b>July 18</b>	<b>vs. St. Paul</b>	<b>W, 1-0 (9)</b>	<b>CJ Alexander</b>	<b>Nick Loftin</b>	<b>Josh Winder</b>	<b>RBI single to LCF</b>	<b>2</b>	<b>1-1</b>
<b>90</b>	<b>July 21</b>	<b>vs. St. Paul</b>	<b>W, 5-4 (9)</b>	<b>Logan Porter</b>	<b>Samad Taylor</b>	<b>Josh Winder</b>	<b>2-RBI double to LCF</b>	<b>1</b>	<b>0-1</b>
99	August 1	@ Louisville	L, 3-2 (9)	Alejo Lopez	Michael Siani	Will Klein	RBI double to CF	2	1-1
100	August 2	@ Louisville	L, 5-4 (9)	Nick Martini	Chuckie Robinson	Christian Chamberlain	Bases loaded hit by pitch	2	2-1
104	August 6	@ Louisville	L, 5-4 (9)	Jhonny Pereda	Jose Barrero	Will Klein	RBI single to RF	0	1-1

**Bold Indicates Omaha Walk-Off Win**

## 2023 STORM CHASERS EJECTIONS (5)

DATE	INNING	WHO (POSITION) / # IN 2023	WHY	UMPIRE (POSITION)
1. April 21 vs. Gwinnett	▼ 6	Mike Jirschele (Manager) / 1st	Balls/Strikes	Takahito Matsuda (Home Plate)
2. April 21 vs. Gwinnett	▲ 7	Dane Johnson (Pitching Coach) / 1st	Balk	Takahito Matsuda (Home Plate)
3. April 21 vs. Gwinnett	▼ 8	CJ Alexander (Designated Hitter) / 1st	Balls/Strikes	Takahito Matsuda (Home Plate)
4. May 11 @ Scranton/WB	▼ 9	Mike Jirschele (Manager) / 2nd	Hit By Pitch	Robert Nunez (Home Plate)
5. June 20 @ Rochester	▼ 6	Mike Jirschele (Manager) / 3rd	Fair/Foul on Home Run	Steven Jaschinski (Home Plate)

## HOME RUN BREAKDOWN

						OUTS			RUNNERS ON				TIED GAME		GO AHEAD		DIRECTION					BESTS		LAST HOME RUN					
PLAYER	2023 TOTAL	HOME	ROAD	RHP	LHP	0	1	2	0	1	2	3				LF	LCF	CF	RCF	RF	FT	MPH	DATE	OPPONENT	PITCHER	KIND	INN	PA	SINCE
13 Nick Loftin	13	5	8	9	4	6	3	4	7	3	3	-	2	3		6	3	4	-	-	433	105.6	8/15	@ Toledo	K. Montero	Solo	▲ 3	19	
28 Tyler Gentry	13	6	7	8	5	5	2	6	6	3	4	-	2	5		6	4	2	1	-	471	106.5	8/12	vs. Iowa	T. Duffey	Solo	▼ 3	20	
19 CJ Alexander	12	5	7	12	-	7	2	3	8	3	1	-	2	3		1	-	2	4	5	422	109.9	8/4	@ Louisville	R. Nutof	Solo	▲ 7	18	
24 Nate Eaton	11	8	3	7	4	5	3	3	8	3	-	-	-	4		4	3	4	-	-	422	107.3	8/11	vs. Iowa	B. Horn	Solo	▼ 8	26	
14 Logan Porter	10	6	4	3	7	6	3	1	8	2	-	-	-	1		7	2	-	1	-	417	106.6	7/15	vs. Indianapolis	J. Hernandez	2-Run	▼ 3	102	
17 Angelo Castellano	8	6	2	6	2	1	2	5	3	5	-	-	2	2		7	1	-	-	-	401	102.8	8/19	@ Toledo	Z. Logue	Solo	▲ 3	6	
18 Brewer Hicklen	8	5	3	6	2	3	2	3	4	3	1	-	-	2		3	3	1	1	-	443	109.5	7/30	@ Columbus	P. Battenfield	Solo	▲ 2	16	
Adeiny Hechavarria	6	4	2	6	-	3	1	2	3	1	1	1	1	2		-	2	2	1	1	433	103.4	8/9	vs. Iowa	K. Thompson	Solo	▼ 8	8	
Samad Taylor	6	3	3	2	4	3	1	2	3	2	1	-	-	2		1	1	2	2	-	422	104.5	6/14	vs. Columbus	G. Williams	Solo	▼ 7	62	
Freddy Fermin	5	2	3	3	2	1	2	2	1	2	1	1	-	-		2	-	2	1	-	428	105.9	4/30	@ Nashville	R. Gasser	Solo	▲ 5	2	
7 John Rave	4	2	2	-	4	1	-	3	3	-	1	-	-	1		1	1	-	2	-	406	101.9	7/28	@ Columbus	R. Labaut	Solo	▲ 6	18	
Tucker Bradley	4	3	1	3	1	2	-	2	1	3	-	-	-	1		-	1	-	1	2	392	106.3	7/14	vs. Indianapolis	K. Emanuel	Solo	▼ 5	51	
Johan Camargo	4	2	2	4	-	2	1	1	3	1	-	-	-	3		1	-	1	2	-	426	107.6	6/14	vs. Columbus	G. Williams	Solo	▼ 4	2	
Jakson Reetz	4	3	1	1	3	1	2	1	2	1	-	1	-	2		4	-	-	-	-	426	104.4	5/21	vs. Toledo	B. Bristo	Solo	▼ 7	36	
60 José Briceño	3	1	2	3	-	-	1	2	2	1	-	-	1	-		3	-	-	-	-	401	104.7	8/17	@ Toledo	M. Diaz	2-Run	▲ 9	3	
Jermaine Palacios	3	2	1	2	1	2	-	1	1	2	-	-	-	1		2	1	-	-	-	409	101.9	7/20	vs. St. Paul	R. Henriquez	Solo	▼ 5	5	
Dairon Blanco	3	-	3	3	-	1	1	1	3	-	-	-	-	1		1	1	1	-	-	455	105.2	5/23	@ St. Paul	S.Woods Richardson	Solo	▲ 4	75	
34 Devin Mann	2	1	1	2	-	1	-	1	2	-	-	-	1	-		1	1	-	-	-	415	105.7	8/19	@ Toledo	R. Garcia	Solo	▲ 5	6	
6 Clay Dungan	2	1	1	2	-	2	-	-	2	-	-	-	1	-		-	-	-	1	1	399	107.5	8/12	vs. Iowa	T. Duffey	Solo	▼ 1	20	
Kyle Isbel	2	1	1	2	-	1	1	-	2	-	-	-	-	2		-	-	1	-	1	406	104.3	6/23	@ Rochester	J. Adon	Solo	▼ 6	11	
Drew Waters	2	2	-	2	-	1	1	-	1	1	-	-	-	1		1	-	1	-	1	408	108.7	5/21	vs. Toledo	A. Goudeau	2-Run	▼ 1	12	
Nick Pratto	2	2	-	1	1	1	-	1	1	1	-	-	1	1		-	-	1	-	1	399	100.2	4/22	@ Scranton/WB	D. Dodd	2-Run	▼ 6	19	
4 Edward Olivares	1	-	1	1	-	1	-	-	-	1	-	-	-	1		-	-	-	-	1	364	98.0	8/15	@ Toledo	S. Turnbull	2-Run	▲ 1	22	
Matt Beaty	1	-	1	1	-	-	1	-	1	-	-	-	-	1		-	-	-	1	-	376	101.2	7/30	@ Columbus	P. Battenfield	Solo	▲ 1	3	
Franmil Reyes	1	1	-	1	-	-	1	-	-	1	-	-	-	-		-	1	-	-	-	389	100.8	5/7	vs. Louisville	A. Abbott	2-Run	▼ 5	1	
Maikel Garcia	1	1	-	1	-	-	1	-	1	-	-	-	-	1		-	-	-	-	1	349	94.3	4/4	vs. Toledo	A. Faedo	Solo	▼ 1	94	
	131	72	59	90	41	56	30	45	76	39	13	3	13	40		50	26	23	19	13									

## INNING DISTRIBUTION

1st Inning	2nd Inning	3rd Inning	4th Inning	5th Inning	6th Inning	7th Inning	8th Inning	9th Inning	10th Inning	11th Inning
16	16	22	19	16	14	12	9	7	-	-

## NOTABLE STORM CHASERS HOME RUNS

BACK-TO-BACK HOMERS (1)		2-HOMER GAMES (5)		3-HOMER GAMES (0)		GRAND SLAMS (3)	
PLAYERS	DATE/OPPONENT (INN.)	PLAYER (CAREER NO.)	DATE/OPPONENT	PLAYER (CAREER NO.)	DATE/OPPONENT	PLAYER (CAREER NO.)	DATE/OPPONENT (INN.)
Tyler Gentry & Logan Porter	4/5 vs. Toledo (6th)	Logan Porter (3rd)	4/5 vs. Toledo			Jakson Reetz (1st)	4/1 @ Indianapolis (5th)
		Freddy Fermin (4th)	4/8 vs. Toledo			Freddy Fermin (3rd)	4/8 vs. Toledo (3rd)
		Drew Waters (3rd)	5/21 vs. Toledo			Adeiny Hechavarria (3rd)	6/22 @ Rochester (4th)
		Nate Eaton (3rd)	6/17 vs. Columbus				
		Brewer Hicklen (9th)	7/14 vs. Indianapolis				

LEADOFF HOMERS (3)		INSIDE-THE PARK HOMERS (1)		PINCH-HIT HOMERS (0)		WALK-OFF HOMERS (0)	
PLAYER (CAREER NO.)	DATE/OPPONENT	PLAYER (CAREER NO.)	DATE/OPPONENT (INN.)	PLAYER (CAREER NO.)	DATE/OPPONENT (INN.)	PLAYER	DATE/OPPONENT
Samad Taylor (1st)	6/14 vs. Columbus	John Rave (1)	6/18 vs. Columbus (3rd)				
Nate Eaton (1st)	6/17 vs. Columbus						
Clay Dungan (5th)	8/12 vs. Iowa						

HOME RUN SITUATION	# OF	DATE OF LAST	BATTER (*23 HR #)	PITCHER	COUNT	RUNNERS ON	OUTS	INNING	SCORE @ HR	FINAL
GO-AHEAD HOME RUN	40	August 15 @ Toledo	Edward Olivares (1)	Spencer Turnbull	0-1	1	0	▲ 1	2-0	W, 11-8
GAME-TYING HOME RUN	13	August 19 @ Toledo	Angelo Castellano (8)	Zach Logue	1-0	0	0	▲ 3	1-1	W, 5-3

## NOTABLE OPPOSING HOME RUNS

BACK-TO-BACK HOMERS (5)		2-HOMER GAMES (6)		3-HOMER GAMES (1)		GRAND SLAMS (7)	
PLAYERS	DATE/OPPONENT (INN.)	PLAYER (CAREER NO.)	DATE/OPPONENT	PLAYER (CAREER NO.)	DATE/OPPONENT	PLAYER	DATE/OPPONENT (INN.)
Encarnacion-Strand & Benson	5/4 vs. Louisville (1st)	Jermaine Palacios (5th)	5/17 vs. Toledo	Christian Encarnacion-Strand (1)	5/4 vs. Louisville	Andy Ibáñez	4/6 vs. Toledo (3rd)
Jordan Walker & Moisés Gómez	5/31 vs. Memphis (6th)	Moisés Gómez (7th)	5/31 vs. Memphis			Andrés Chaparro	5/9 @ Scranton/WB (7th)
Travis Blankenhorn & Matt Adams	6/22 @ Rochester (4th)	Liover Peguero (5th)	7/14 vs. Indianapolis			Jair Camargo	5/28 @ St. Paul (7th)
P.J. Higgins & Matt Mervis	8/9 vs. Iowa (1st)	Chase Strumpf (1st)	8/9 vs. Iowa			Jesús Aguilar	7/5 @ Gwinnett (3rd)
Matt Mervis & David Bote	8/11 vs. Iowa (7th)	Luis Vazquez (2nd)	8/9 vs. Iowa			Joshua Fuentes	7/6 @ Gwinnett (4th)
		Tyler Nevin (1st)	8/16 @ Toledo			Endy Rodríguez	7/14 vs. Indianapolis (3rd)
						Chase Strumpf	8/9 vs. Iowa (8th)

LEADOFF HOMERS (5)		INSIDE-THE PARK HOMERS (0)		PINCH-HIT HOMERS (0)		WALK-OFF HOMERS (2)	
PLAYER	DATE/OPPONENT	PLAYER	DATE/OPPONENT (INN.)	PLAYER	DATE/OPPONENT (INN.)	PLAYER	DATE/OPPONENT
Christopher Morel	4/14 @ Iowa					Michael Hermosillo	5/10 @ Scranton/WB
Forrest Wall	4/19 vs. Gwinnett					Ben Rortvedt	5/13 @ Scranton/WB
Michael Siani	5/3 vs. Louisville						
Michael Siani	5/5 vs. Louisville						
Nick Gonzales	6/9 @ Indianapolis						



HR #	PLAYER (SEASON #)	GM # - DATE	OPPONENT	PITCHER	PITCH TYPE	DIRECTION	ON BASE	INNING	OUTS	COUNT	SCORE	FINAL	DISTANCE	EXIT VELO	LAUNCH ANGLE
1.	Logan Porter (1)	2 - April 1	@ Indianapolis	Caleb Smith (L)	4-seam FB	LF	0	▲4	1	2-2	3-0	W, 12-1	417 ft	106.6 mph	32°
2.	Jakson Reetz (1)	2 - April 1	@ Indianapolis	Caleb Smith (L)	Slider	LF	3	▲5	2	2-1	8-0	W, 12-1	408 ft	103.9 mph	25°
3.	Dairon Blanco (1)	3 - April 2	@ Indianapolis	Mike Burrows	4-seam FB	LCF	0	▲5	2	3-2	1-3	W, 8-3	411 ft	105.2 mph	23°
4.	Samad Taylor (1)	3 - April 2	@ Indianapolis	J.C. Flowers	4-seam FB	LF	0	▲8	0	2-1	2-3	W, 8-3	334 ft	104.5 mph	22°
5.	Nick Loftin (1)	3 - April 2	@ Indianapolis	Daniel Zamora (L)	4-seam FB	LF	2	▲8	1	1-2	5-3	W, 8-3	362 ft	97.2 mph	29°
6.	Maikel Garcia (1)	4 - April 4	vs. Toledo	Alex Faedo	4-seam FB	RF	0	▼1	1	2-1	1-0	L, 9-2	349 ft	94.3 mph	35°
7.	Tyler Gentry (1)	5 - April 5	vs. Toledo	Tyler Holton (L)	Cutter	CF	2	▼6	0	2-0	3-1	L, 7-6	417 ft	106.5 mph	27°
8.	Logan Porter (2)	5 - April 5	vs. Toledo	Tyler Holton (L)	Slider	LF	0	▼6	0	3-1	4-1	L, 7-6	346 ft	103.3 mph	37°
9.	Logan Porter (3)	5 - April 5	vs. Toledo	Matt Wisler	4-seam FB	RCF	0	▼8	0	2-2	5-6	L, 7-6	364 ft	94.7 mph	34°
10.	Nick Loftin (2)	6 - April 6	vs. Toledo	Brenan Haniffee	Slider	LCF	0	▼2	0	2-2	1-1	L, 8-5	401 ft	101.8 mph	32°
11.	CJ Alexander (1)	6 - April 6	vs. Toledo	Brenan Haniffee	Sinker	CF	0	▼4	1	2-2	3-6	L, 8-5	409 ft	101.1 mph	35°
12.	Logan Porter (4)	7 - April 7	vs. Toledo	Reese Olson	4-seam FB	LF	0	▼3	0	3-2	5-2	W, 9-4	395 ft	104.3 mph	45°
13.	Freddy Fermin (1)	8 - April 8	vs. Toledo	Will Vest	Slider	CF	3	▼3	2	0-0	6-1	W, 13-8	401 ft	102.1 mph	42°
14.	Angelo Castellano (1)	8 - April 8	vs. Toledo	Will Vest	4-seam FB	LCF	1	▼4	0	2-0	8-1	W, 13-8	401 ft	102.8 mph	33°
15.	Freddy Fermin (2)	8 - April 8	vs. Toledo	Ashton Goudeau	Changeup	CF	1	▼5	0	1-1	10-1	W, 13-8	428 ft	105.9 mph	28°
16.	CJ Alexander (2)	8 - April 8	vs. Toledo	Ashton Goudeau	Changeup	LF	0	▼7	0	1-0	11-8	W, 13-8	351 ft	92.4 mph	43°
17.	Angelo Castellano (2)	9 - April 9	vs. Toledo	Alex Faedo	4-seam FB	LF	0	▼3	1	0-0	1-0	L, 8-2	373 ft	98.0 mph	25°
18.	Samad Taylor (2)	10 - April 11	@ Iowa	Roenis Elias (L)	4-seam FB	CF	2	▲5	2	0-2	3-9	L, 9-6	405 ft	100.9 mph	25°
19.	Freddy Fermin (3)	10 - April 11	@ Iowa	Brandon Hughes (L)	4-seam FB	LF	1	▲6	2	0-1	6-9	L, 9-6	398 ft	100.3 mph	33°
20.	CJ Alexander (3)	11 - April 12	@ Iowa	Riley Thompson	Changeup	RF	0	▲2	0	1-0	2-1	W, 10-6	394 ft	104.3 mph	24°
21.	Tyler Gentry (2)	11 - April 12	@ Iowa	Riley Thompson	Slider	LF	0	▲3	2	1-2	3-1	W, 10-6	393 ft	103.3 mph	26°
22.	Tucker Bradley (1)	11 - April 12	@ Iowa	Rowan Wick	4-seam FB	RCF	1	▲6	2	1-1	7-3	W, 10-6	392 ft	98.2 mph	29°
23.	Nick Loftin (3)	11 - April 12	@ Iowa	Anthony Kay (L)	Slider	CF	0	▲8	0	2-1	8-6	W, 10-6	420 ft	104.3 mph	28°
24.	Nick Loftin (4)	12 - April 13	@ Iowa	Nick Neidert	4-seam FB	LF	0	▲4	2	3-2	1-11	L, 14-1	370 ft	100.4 mph	38°
25.	Nick Pratto (1)	15 - April 19	vs. Gwinnett	Beau Burrows	Slider	CF	0	▼2	0	1-2	1-1	L, 6-2	399 ft	100.2 mph	26°
26.	Logan Porter (5)	15 - April 19	vs. Gwinnett	Beau Burrows	Slider	LF	0	▼4	1	1-2	2-3	L, 6-2	350 ft	94.9 mph	50°
27.	CJ Alexander (4)	17 - April 21	vs. Gwinnett	Allan Winans	Changeup	RF	0	▼2	2	0-0	1-1	L, 7-3	395 ft	96.2 mph	37°
28.	Nick Pratto (2)	18 - April 22	vs. Gwinnett	Dylan Dodd (L)	Changeup	RF	1	▼1	2	3-1	2-0	L, 5-2	350 ft	88.4 mph	39°
29.	Nate Eaton (1)	22 - April 27	@ Nashville	Janson Junk	Sweeper	LF	0	▲2	2	2-2	1-0	W, 2-1	403 ft	103.0 mph	32°
30.	Freddy Fermin (4)	24 - April 29	@ Nashville	Robert Stock	4-seam FB	RCF	2	▲1	1	3-1	4-0	L, 6-5 (10)	381 ft	104.3 mph	23°
31.	Tyler Gentry (3)	25 - April 30	@ Nashville	Robert Gasser (L)	4-seam FB	LF	1	▲3	2	1-0	2-1	W, 10-6	391 ft	100.6 mph	33°
32.	Logan Porter (6)	25 - April 30	@ Nashville	Robert Gasser (L)	Slider	LF	0	▲4	0	2-1	3-1	W, 10-6	389 ft	102.3 mph	29°
33.	Freddy Fermin (5)	25 - April 30	@ Nashville	Robert Gasser (L)	Changeup	LF	0	▲5	1	2-0	5-1	W, 10-6	368 ft	94.8 mph	35°
34.	Nick Loftin (5)	28 - May 4	vs. Louisville	Silvino Bracho	Slider	LF	0	▼7	0	0-0	8-11	L, 12-10	365 ft	101.1 mph	19°
35.	Jakson Reetz (2)	29 - May 5	vs. Louisville	Brandon Williamson (L)	4-seam FB	LF	1	▼2	1	0-0	2-1	W, 6-2	346 ft	100.2 mph	27°
36.	Nick Loftin (6)	29 - May 5	vs. Louisville	Brandon Williamson (L)	Slider	CF	0	▼6	0	0-0	3-1	W, 6-2	395 ft	105.6 mph	24°
37.	Angelo Castellano (3)	30 - May 6	vs. Louisville	Ryan Nutof	Curveball	LF	1	▼7	2	2-2	8-8	W, 11-9	376 ft	95.2 mph	29°
38.	Jakson Reetz (3)	31 - May 7	vs. Louisville	Andrew Abbott (L)	Changeup	LF	0	▼4	1	2-0	1-0	L, 4-3	426 ft	104.4 mph	32°
39.	Franmil Reyes (1)	31 - May 7	vs. Louisville	Andrew Abbott (L)	Curveball	LCF	1	▼5	2	3-2	3-0	L, 4-3	389 ft	100.8 mph	29°
40.	Clay Dungan (1)	32 - May 9	@ Scranton/WB	Mitch Spence	4-seam FB	RCF	0	▲3	0	1-0	2-2	L, 14-2	388 ft	104.0 mph	28°
41.	Dairon Blanco (2)	33 - May 10	@ Scranton/WB	Luis Severino	Changeup	LF	0	▲3	0	0-1	1-1	L, 4-3	377 ft	99.6 mph	24°
42.	CJ Alexander (5)	34 - May 11	@ Scranton/WB	Colten Brewer	Slider	CF	0	▲9	0	1-1	3-1	W, 4-3 (11)	422 ft	106.4 mph	23°
43.	CJ Alexander (6)	36 - May 13	@ Scranton/WB	Greg Weissert	Sweeper	RF	0	▲6	1	0-0	4-3	L, 8-6	377 ft	102.7 mph	39°
44.	CJ Alexander (7)	37 - May 14	@ Scranton/WB	Mitch Spence	4-seam FB	RCF	0	▲2	0	3-2	1-1	W, 6-3	416 ft	109.9 mph	24°
45.	Brewer Hicklen (1)	37 - May 14	@ Scranton/WB	D.J. Snelten (L)	Changeup	LF	0	▲9	0	2-1	4-3	W, 6-3	344 ft	109.5 mph	25°
46.	Samad Taylor (3)	37 - May 14	@ Scranton/WB	D.J. Snelten (L)	4-seam FB	RCF	1	▲9	2	3-1	6-3	W, 6-3	346 ft	95.2 mph	29°
47.	Samad Taylor (4)	39 - May 17	vs. Toledo	Zach Logue (L)	4-seam FB	RCF	1	▼1	0	0-1	2-1	W, 16-8	372 ft	100.0 mph	30°
48.	Logan Porter (7)	39 - May 17	vs. Toledo	Zach Logue (L)	4-seam FB	LF	1	▼1	0	0-0	4-1	W, 16-8	401 ft	102.3 mph	38°
49.	Angelo Castellano (4)	39 - May 17	vs. Toledo	Miguel Del Pozo (L)	4-seam FB	LF	1	▼5	2	1-0	10-5	W, 16-8	385 ft	99.2 mph	26°
50.	Brewer Hicklen (2)	40 - May 18	vs. Toledo	Miguel Diaz	Sinker	LCF	2	▼8	0	2-0	9-0	W, 9-0	443 ft	108.4 mph	32°
51.	Drew Waters (1)	43 - May 21	vs. Toledo	Ashton Goudeau	4-seam FB	RCF	0	▼3	0	1-1	1-2	W, 8-4	408 ft	108.7 mph	29°
52.	Drew Waters (2)	43 - May 21	vs. Toledo	Ashton Goudeau	Changeup	LCF	1	▼4	1	2-0	4-3	W, 8-4	366 ft	99.5 mph	32°
53.	Tucker Bradley (2)	43 - May 21	vs. Toledo	Seth Elledge	Sinker	LCF	1	▼6	0	1-1	6-4	W, 8-4	388 ft	100.5 mph	28°
54.	Jakson Reetz (4)	43 - May 21	vs. Toledo	Braden Bristo	Sweeper	LF	0	▼7	0	2-1	8-4	W, 8-4	412 ft	104.1 mph	36°
55.	Dairon Blanco (3)	44 - May 23	@ St. Paul	Simeon Woods Richardson	4-seam FB	CF	0	▲4	1	1-1	4-0	W, 6-1	455 ft	104.5 mph	28°
56.	Nick Loftin (7)	45 - May 24	@ St. Paul	Brent Headrick (L)	Changeup	LF	2	▲3	1	2-2	3-5	L, 6-5	433 ft	103.7 mph	24°
57.	Nick Loftin (8)	46 - May 25	@ St. Paul	Cody Lawersyson	Sweeper	LF	2	▲7	0	1-2	4-4	L, 8-6	357 ft	97.3 mph	22°
58.	Johan Camargo (1)	48 - May 27	@ St. Paul	Randy Dobnak	Changeup	CF	0	▲5	0	1-2	1-3	L, 14-1	426 ft	102.2 mph	26°
59.	Nick Loftin (9)	50 - May 30	vs. Memphis	Jake Woodford	Curveball	LF	1	▼1	2	0-0	2-1	W, 7-6	370 ft	91.0 mph	29°
60.	Tyler Gentry (4)	50 - May 30	vs. Memphis	Connor Thomas (L)	Slider	LCF	1	▼3	0	2-1	4-1	W, 7-6	471 ft	103.6 mph	27°
61.	Johan Camargo (2)	52 - June 1	vs. Memphis	Dakota Hudson	Slider	RCF	1	▼4	2	0-2	2-1	L, 12-6	393 ft	98.2 mph	31°
62.	Brewer Hicklen (3)	52 - June 1	vs. Memphis	Ryan Loutos	Sinker	CF	0	▼7	0	1-0	4-10	L, 12-6	425 ft	105.8 mph	33°
63.	CJ Alexander (8)	52 - June 1	vs. Memphis	Ryan Loutos	Cutter	RCF	1	▼8	0	2-2	5-12	L, 12-6	400 ft	102.8 mph	30°
64.	Nate Eaton (2)	53 - June 2	vs. Memphis	Tommy Parsons	4-seam FB	LF	0	▼1	1	0-0	1-0	W, 10-9 (10)	330 ft	103.3 mph	46°
65.	Johan Camargo (3)	56 - June 6	@ Indianapolis	Yerry De Los Santos	Sinker	RCF	0	▲9	0	3-1	3-2	W, 4-2	399 ft	107.6 mph	22°
66.	CJ Alexander (9)	57 - June 7	@ Indianapolis	Quinn Priester	Curveball	RCF	2	▲2	0	1-2	3-2	W, 9-7	404 ft	101.3 mph	34°
67.	CJ Alexander (10)	58 - June 8	@ Indianapolis	Eli Villalobos	4-seam FB	RCF	1	▲7	2	2-1	14-7	W, 15-7	408 ft	108.5 mph	35°
68.	Brewer Hicklen (4)	59 - June 9	@ Indianapolis	Kent Emanuel (L)	Sinker	RCF	1	▲4	1	1-1	5-1	W, 6-2	410 ft	106.9 mph	26°
69.	Tyler Gentry (5)	60 - June 10	@ Indianapolis	Hunter Stratton	Slider	LF	2	▲5	2	0-2	3-2	W, 9-5	431 ft	106.0 mph	28°
70.	Samad Taylor (5)	61 - June 13	vs. Columbus	Joey Cantillo (L)	4-seam FB	LCF	0	▼6	1	1-1	1-2	W, 6-5	395 ft	102.4 mph	27°
71.	Brewer Hicklen (5)	61 - June 13	vs. Columbus	Michael Kelly	Slider	LF	1	▼8	2	2-1	6-5	W, 6-5	422 ft	108.1 mph	28°
72.	Samad Taylor (6)	62 - June 14	vs. Columbus	Gavin Williams	4-seam FB	CF	0	▼1	0	2-1	1-0	W, 6-1	422 ft	104.5 mph	27°
73.	Johan Camargo (4)	62 - June 14	vs. Columbus	Gavin Williams	4-seam FB	LF	0	▼4	1	0-2	2-1	W, 6-1	324 ft	90.8 mph	34°
74.	Tyler Gentry (6)	62 - June 14	vs. Columbus	Caleb Simpson	4-seam FB	LCF	1	▼7	2	0-1	6-1	W, 6-1	388 ft	101.2 mph	24°
75.	Kyle Isbel (1)	64 - June 16	vs. Columbus	Thomas Ponticelli	Sweeper	CF	0	▼1	1	1-0	1-1	W, 4-1	406 ft	104.3 mph	23°
76.	Nate Eaton (3)	65 - June 17	vs. Columbus	Jhon Romero	4-seam FB	CF	0	▼1	0	0-0	1-0	W, 13-4	412 ft	103.0 mph	33°
77.	Nate Eaton (4)	65 - June 17	vs. Columbus	Caleb Baragar (L)	4-seam FB	LF	0	▼3	0	2-2	2-0	W, 13-4	410 ft	103.8 mph	37°
78.	Jermaine Palacios (1)	66 - June 18	vs. Columbus	Joey Cantillo (L)	Changeup	LCF	1	▼2	2	1-1	2-0	W, 6-4	409 ft	101.9 mph	29°
79.	John Rave (1)	66 - June 18	vs. Columbus	Joey Cantillo (L)	4-seam FB	LCF	2	▼3	2	1-2	6-1	W, 6-4	ITP	96.5 mph	26°
80.	Adeiny Hechavarria (1)	69 - June 22	@ Rochester	Tommy Romero	4-seam FB	LCF	3	▲4	2	3-0	4-2	W, 8-4	411 ft	100.5 mph	29°
81.	Kyle Isbel (2)	70 - June 23	@ Rochester	Joan Adon	4-seam FB	RF	0	▲4	0	3-2	1-0	W, 4-2	375 ft	102.8 mph	32°
82.	John Rave (2)	71 - June 24	@ Rochester	Anthony Banda (L)	Slider	RCF	0	▲4	2	1-1	1-0	L, 3-2	406 ft	101.9 mph	24°

HR #	PLAYER (SEASON #)	GM # - DATE	OPPONENT	PITCHER	PITCH TYPE	DIRECTION	ON BASE	INNING	OUTS	COUNT	SCORE	FINAL	DISTANCE	EXIT VELO	LAUNCH ANGLE
83.	Adeiny Hechavarria (2)	74 - June 29	vs. Iowa	Riley Thompson	4-seam FB	LCF	0	▼2	1	1-1	1-2	W, 8-3	387 ft	97.1 mph	36°
84.	Angelo Castellano (5)	74 - June 29	vs. Iowa	Riley Thompson	Sinker	LF	1	▼2	1	0-0	3-2	W, 8-3	396 ft	99.6 mph	30°
85.	John Rave (3)	74 - June 29	vs. Iowa	Brendon Little (L)	Sinker	LF	0	▼7	2	3-1	8-2	W, 8-3	366 ft	98.0 mph	32°
86.	Tucker Bradley (3)	76 - July 2 (G1)	vs. Iowa	Chris Clarke	Slider	RF	1	▼3	2	1-0	5-1	W, 11-1 (7)	355 ft	90.5 mph	36°
87.	Angelo Castellano (6)	76 - July 2 (G1)	vs. Iowa	Rowan Wick	4-seam FB	LF	0	▼5	2	1-2	8-1	W, 11-1 (7)	385 ft	102.5 mph	21°
88.	Nate Eaton (5)	77 - July 2 (G2)	vs. Iowa	Nick Neidert	Curveball	CF	0	▼4	2	0-0	2-1	L, 6-2 (7)	422 ft	103.0 mph	28°
89.	Tyler Gentry (7)	78 - July 3	vs. Iowa	Ben Brown	Slider	LF	0	▼4	1	2-2	2-4	L, 7-6	352 ft	98.7 mph	22°
90.	Logan Porter (8)	80 - July 5	@ Gwinnett	Justus Sheffield (L)	Sinker	LF	0	▲3	0	0-0	4-1	L, 8-7 (10)	383 ft	97.8 mph	40°
91.	Nate Eaton (6)	80 - July 5	@ Gwinnett	Nick Margevicius (L)	Changeup	CF	1	▲1	1	2-1	3-1	L, 9-6	417 ft	101.3 mph	32°
92.	Tyler Gentry (8)	80 - July 5	@ Gwinnett	Dereck Rodriguez	4-seam FB	LCF	2	▲6	2	2-0	6-7	L, 9-6	410 ft	104.3 mph	24°
93.	Logan Porter (9)	82 - July 7	@ Gwinnett	Jared Shuster (L)	Changeup	LCF	0	▲1	2	2-1	1-0	W, 7-1	400 ft	103.6 mph	26°
94.	Jermaine Palacios (2)	82 - July 7	@ Gwinnett	Matt Swarmer	Slider	LF	1	▲6	0	1-2	4-1	W, 7-1	357 ft	95.3 mph	28°
95.	Brewer Hicklen (5)	84 - July 14	vs. Indianapolis	Wil Crowe	-	LCF	0	▼2	1	0-0	2-10	L, 13-5	441 ft	-	-
96.	Tucker Bradley (4)	84 - July 14	vs. Indianapolis	Kent Emanuel (L)	Sinker	RF	0	▼5	0	2-0	3-11	L, 13-5	415 ft	106.3 mph	33°
97.	Brewer Hicklen (6)	84 - July 14	vs. Indianapolis	Juan Minaya	Slider	LCF	1	▼9	2	0-0	5-13	L, 13-5	428 ft	108.5 mph	26°
98.	Tyler Gentry (9)	85 - July 15	vs. Indianapolis	Cam Alldred (L)	Slider	LF	2	▼2	1	0-2	3-0	W, 8-3	355 ft	97.1 mph	23°
99.	Logan Porter (10)	85 - July 15	vs. Indianapolis	Jose Hernandez (L)	4-seam FB	LCF	1	▼3	1	2-1	5-1	W, 8-3	382 ft	97.7 mph	29°
100.	CJ Alexander (11)	85 - July 15	vs. Indianapolis	Hunter Stratton	Cutter	RF	1	▼7	2	1-2	8-2	W, 8-3	382 ft	97.2 mph	37°
101.	Adeiny Hechavarria (3)	86 - July 16	vs. Indianapolis	Jared Jones	4-seam FB	RCF	2	▼4	2	3-1	3-3	L, 11-4	396 ft	99.3 mph	35°
102.	Nate Eaton (7)	86 - July 16	vs. Indianapolis	Kyle Nicolas	4-seam FB	CF	0	▼6	0	0-0	4-10	L, 11-4	413 ft	101.9 mph	29°
103.	Nate Eaton (8)	88 - July 19	vs. St. Paul	Aaron Sanchez	Changeup	LCF	1	▼9	1	2-0	4-9	L, 9-4	396 ft	104.1 mph	37°
104.	Jermaine Palacios (3)	89 - July 20	vs. St. Paul	Ronny Henriquez	4-seam FB	LF	0	▼5	0	2-0	2-0	L, 6-5	364 ft	96.0 mph	30°
105.	Nick Loftin (10)	95 - July 28	@ Columbus	Thomas Ponticelli	Slider	LCF	0	▲1	2	0-0	1-0	W, 7-6	407 ft	101.6 mph	26°
106.	Nate Eaton (9)	95 - July 28	@ Columbus	Thomas Ponticelli	Sweeper	LF	1	▲2	0	1-2	3-0	W, 7-6	398 ft	107.3 mph	24°
107.	John Rave (4)	95 - July 28	@ Columbus	Randy Labaut (L)	4-seam FB	RCF	0	▲6	0	0-0	4-2	W, 7-6	377 ft	99.0 mph	28°
108.	Angelo Castellano (7)	95 - July 28	@ Columbus	Jhon Romero	Slider	LF	1	▲6	2	2-2	6-2	W, 7-6	356 ft	99.4 mph	22°
109.	Tyler Gentry (10)	97 - July 29	@ Columbus	Joey Cantillo (L)	4-seam FB	CF	0	▲2	0	3-2	1-0	L, 6-3	399 ft	103.0 mph	24°
110.	Matt Beatty (1)	98 - July 30	@ Columbus	Peyton Battenfield	4-seam FB	RCF	0	▲1	1	1-0	1-0	W, 7-5	376 ft	101.2 mph	23°
111.	Brewer Hicklen (8)	98 - July 30	@ Columbus	Peyton Battenfield	4-seam FB	LF	0	▲2	2	0-1	2-0	W, 7-5	373 ft	96.0 mph	25°
112.	Tyler Gentry (11)	98 - July 30	@ Columbus	Peyton Battenfield	Cutter	RCF	0	▲5	0	0-1	3-1	W, 7-5	370 ft	97.5 mph	26°
113.	Adeiny Hechavarria (4)	98 - July 30	@ Columbus	Peyton Battenfield	4-seam FB	CF	1	▲5	0	0-0	5-1	W, 7-5	433 ft	102.3 mph	26°
114.	Nick Loftin (11)	98 - July 30	@ Columbus	Peyton Battenfield	Cutter	CF	1	▲5	2	1-1	7-1	W, 7-5	400 ft	100.9 mph	24°
115.	José Briceño (1)	102 - August 4	@ Louisville	Levi Stoudt	Slider	LF	0	▲3	1	2-2	1-1	L, 8-3	385 ft	95.8 mph	24°
116.	CJ Alexander (12)	102 - August 4	@ Louisville	Ryan Nutof	Cutter	RF	0	▲7	0	0-0	3-8	L, 8-3	349 ft	101.7 mph	25°
117.	Tyler Gentry (12)	104 - August 6	@ Louisville	Christian Roa	Slider	LF	0	▲3	2	0-2	1-1	L, 5-4	361 ft	99.5 mph	24°
118.	Adeiny Hechavarria (5)	105 - August 8	vs. Iowa	Nick Neidert	4-seam FB	CF	0	▼3	0	1-0	1-0	L, 8-2	413 ft	103.4 mph	22°
119.	Devin Mann (1)	105 - August 8	vs. Iowa	Nick Neidert	Curveball	LF	0	▼6	2	0-0	2-2	L, 8-2	386 ft	103.8 mph	25°
120.	Adeiny Hechavarria (6)	106 - August 9	vs. Iowa	Keegan Thompson	4-seam FB	RF	0	▼8	0	3-2	1-16	L, 20-1	346 ft	95.4 mph	30°
121.	Nate Eaton (10)	107 - August 10	vs. Iowa	Jordan Wicks (L)	Changeup	LCF	0	▼4	2	1-1	1-1	L, 10-3	367 ft	95.0 mph	31°
122.	José Briceño (2)	107 - August 10	vs. Iowa	Chris Clarke	Sinker	LF	0	▼7	2	2-1	2-8	L, 10-3	397 ft	98.0 mph	25°
123.	Nate Eaton (11)	108 - August 11	vs. Iowa	Bailey Horn (L)	Curveball	LCF	0	▼8	0	2-2	3-8	L, 9-4	403 ft	101.1 mph	29°
124.	Clay Dungan (2)	109 - August 12	vs. Iowa	Tyler Duffey	4-seam FB	RF	0	▼1	0	1-0	1-2	L, 7-4	399 ft	107.5 mph	26°
125.	Nick Loftin (12)	109 - August 12	vs. Iowa	Tyler Duffey	4-seam FB	LCF	1	▼3	1	3-2	3-4	L, 7-4	400 ft	98.6 mph	28°
126.	Tyler Gentry (13)	109 - August 12	vs. Iowa	Tyler Duffey	Slider	LCF	0	▼3	2	1-1	4-4	L, 7-4	425 ft	104.1 mph	26°
127.	Edward Olivares (1)	110 - August 15	@ Toledo	Spencer Turnbull	4-seam FB	RF	1	▲1	0	0-1	2-0	W, 11-8	364 ft	98.0 mph	30°
128.	Nick Loftin (13)	111 - August 16	@ Toledo	Keider Montero	Curveball	CF	0	▲3	0	0-0	1-2	L, 8-2	420 ft	104.7 mph	26°
129.	José Briceño (3)	112 - August 17	@ Toledo	Miguel Diaz	Sinker	LF	1	▲9	2	2-1	2-4	L, 4-2	401 ft	104.7 mph	26°
130.	Angelo Castellano (8)	114 - August 18	@ Toledo	Zach Logue (L)	Curveball	LF	0	▲3	2	1-0	1-1	W, 5-3	394 ft	100.2 mph	27°
131.	Devin Mann (2)	114 - August 18	@ Toledo	Rony Garcia	4-seam FB	LCF	0	▲5	0	2-0	5-2	W, 5-3	415 ft	105.7 mph	30°

														STORM CHASERS					OPPONENT				
GM #	MARCH	OPPONENT	SCORE	RECORD	STANDINGS, DIV	WIN	LOSS	SAVE	TEMP.	1ST PITCH	TIME	ATT.	HOME ATT.	R	H	E	LO	R	H	E	LO		
1.	3/31	@ Indianapolis	W, 8-6	1-0	1st +0.5	C. Snider (1-0)	Y. De Los Santos (0-1)	J. Staumont (1)	66°	7:05 PM	2:54	8,095		8	12	0	14	6	11	2	7		
														STORM CHASERS					OPPONENT				
GM #	APRIL	OPPONENT	SCORE	RECORD	STANDINGS, DIV	WIN	LOSS	SAVE	TEMP.	1ST PITCH	TIME	ATT.	HOME ATT.	R	H	E	LO	R	H	E	LO		
2.	4/1	@ Indianapolis	W, 12-1	2-0	1st +1.0	D. Parrish (1-0)	C. Smith (0-1)	-	42°	1:37 PM	2:26	4,012		12	16	0	11	1	5	2	3		
3.	4/2	@ Indianapolis	W, 8-3	3-0	1st +1.0	J. Kowar (1-0)	D. Zamora (0-1)	-	49°	1:36 PM	2:53	4,240		8	12	0	9	3	11	2	10		
4.	4/4	TOLEDO	L, 9-2	3-1	2nd -0.5	B. White (1-0)	M. Castillo (0-1)	-	55°	6:42 PM	2:27	3,200	3,200	2	6	0	6	9	12	0	5		
5.	4/5	TOLEDO	L, 7-6	3-2	2nd -1.0	T. Holton (1-0)	R. Weiss (0-1)	M. Díaz (2)	35°	12:07 PM	2:40	1,405	4,605	6	8	2	6	7	12	1	9		
6.	4/6	TOLEDO	L, 8-5	3-3	3rd -2.0	J. Fry (1-0)	J. Kowar (1-1)	M. Del Pozo (1)	45°	12:06 PM	2:48	1,607	6,212	5	7	1	4	8	10	2	9		
7.	4/7	TOLEDO	W, 9-4	4-3	2nd -1.0	J. Heasley (1-0)	R. Olson (0-2)	-	70°	6:35 PM	2:35	1,968	8,180	9	12	0	6	4	9	0	11		
8.	4/8	TOLEDO	W, 13-8	5-3	2nd -0.5	M. Martínez (1-0)	M. Lorenzen (0-1)	-	71°	2:05 PM	2:49	2,070	10,250	13	12	3	4	8	13	0	12		
9.	4/9	TOLEDO	L, 8-2	5-4	2nd -1.5	T. Holton (2-0)	M. Castillo (0-2)	-	73°	2:11 PM	2:57	2,119	12,369	2	6	3	12	8	13	0	11		
10.	4/11	@ Iowa	L, 9-6	5-5	15th -2.5	R. Elías (1-0)	M. Mayers (0-1)	M. Rodríguez (1)	79°	6:38 PM	2:34	3,557		6	10	0	6	9	7	1	6		
11.	4/12	@ Iowa	W, 10-6	6-5	15th -1.5	J. Kowar (2-0)	R. Thompson (0-1)	-	77°	12:09 PM	2:26	4,085		10	12	0	5	6	8	0	4		
12.	4/13	@ Iowa	L, 14-1	6-6	16th -2.5	N. Neidert (1-1)	J. Heasley (1-1)	-	81°	6:38 PM	2:18	3,647		1	6	1	4	14	15	0	8		
13.	4/14	@ Iowa	W, 11-8	7-6	16th -2.0	C. Snider (2-0)	M. Rodríguez (1-1)	N. Wittgren (1)	79°	7:09 PM	3:16	6,257		11	11	2	10	8	11	3	10		
	4/15	@ Iowa	PPD/Rain (To be made up April 16)																				
14.	4/16	@ Iowa	Cancelled/Snow																				
15.	4/16	@ Iowa	Cancelled/Snow																				
14.	4/18	WINNETT	L, 4-1	7-7	15th -3.0	T. Tice (2-0)	J. Kowar (2-2)	Y. Rios (1)	70°	6:39 PM	2:24	1,703	14,072	1	7	1	8	4	6	0	8		
15.	4/19	WINNETT	L, 6-2	7-8	15th -4.0	B. Burrows (1-0)	J. Heasley (1-2)	-	70°	12:05 PM	2:15	6,641	20,713	2	6	0	5	6	10	0	3		
16.	4/20	WINNETT	L, 9-3	7-9	16th -4.5	B. Moran (1-0)	M. Castillo (0-3)	-	56°	6:37 PM	2:47	2,026	22,739	3	3	1	10	9	10	1	5		
17.	4/21	WINNETT	L, 7-3	7-10	7th -6.0	A. Winans (1-2)	E. Sisk (0-1)	-	44°	6:36 PM	3:01	2,041	24,780	3	9	2	9	7	11	0	8		
18.	4/22	WINNETT	L, 5-2	7-11	16th -7.0	D. Dodd (1-0)	A. Núñez (0-1)	Y. Rios (2)	42°	2:06 PM	2:27	3,025	27,805	2	4	1	2	5	10	0	10		
19.	4/23	WINNETT	W, 5-3	8-11	16th -6.0	M. Mayers (1-1)	N. Kingham (0-3)	N. Wittgren (2)	49°	2:06 PM	2:23	2,046	29,851	5	12	3	6	3	8	0	9		
20.	4/25	@ Nashville	L, 8-3	8-12	16th -7.0	R. Gasser (1-0)	J. Heasley (1-3)	-	67°	6:39 PM	2:14	4,127		3	5	1	3	8	11	0	6		
21.	4/26	@ Nashville	L, 5-0	8-13	17th -8.0	C. Boushley (1-1)	M. Castillo (0-4)	-	68°	6:37 PM	2:27	5,455		0	4	0	5	5	11	1	8		
22.	4/27	@ Nashville	W, 2-1	9-13	7th -7.0	A. Cox (1-0)	J. Junk (2-1)	N. Wittgren (3)	61°	7:19 PM	2:28 (4:4)	3,507		2	8	0	7	1	6	1	8		
23.	4/28	@ Nashville	L, 4-3	9-14	7th -7.0	J. Bukauskas (1-0)	J. Dye (0-1)	-	69°	6:37 PM	2:26	6,707		3	5	1	3	4	7	1	4		
24.	4/29	@ Nashville	L, 6-5 (10)	9-15	18th -8.0	L. Erceg (3-0)	E. Sisk (0-2)	-	70°	6:39 PM	2:58	9,833		5	8	0	6	6	13	1	15		
25.	4/30	@ Nashville	W, 10-6	10-15	7th -7.0	A. Núñez (1-1)	J. Bukauskas (1-1)	-	61°	3:08 PM	3:00 (7:03)	9,469		10	11	1	9	6	9	3	9		
APRIL Hitting Results: .250/.337/.441 (200-for-799), 49 2B, 2 3B, 33 HR, 124 R, 99 BB, 38 SB // APRIL Pitching Results: 9-15, 5.65 ERA (133 ER in 212.0 IP), 3/7 SV, 238 H, 30 HR, 104 BB, 198 K, 1.61 WHIP, .284 AVG																							
														STORM CHASERS					OPPONENT				
GM #	MAY	OPPONENT	SCORE	RECORD	STANDINGS, DIV	WIN	LOSS	SAVE	TEMP.	1ST PITCH	TIME	ATT.	HOME ATT.	R	H	E	LO	R	H	E	LO		
26.	5/2	LOUISVILLE	L, 10-4	10-16	18th -8.0	A. Abbott (1-0)	M. Castillo (0-5)	-	57°	12:06 PM	2:57	2,024	31,875	4	6	0	10	10	14	2	8		
27.	5/3	LOUISVILLE	L, 7-4	10-17	10th -9.0	B. Lively (4-0)	M. Martinez (1-1)	-	60°	11:07 AM	2:20	3,364	35,239	4	10	1	5	7	11	0	7		
28.	5/4	LOUISVILLE	L, 12-10	10-18	10th -9.0	R. Wynne (1-1)	D. Parrish (1-1)	-	77°	6:36 PM	2:45	3,333	38,572	10	11	1	9	12	13	4	4		
29.	5/5	LOUISVILLE	W, 6-2	11-18	10th -8.0	M. Mayers (2-1)	B. Williamson (1-4)	J. Kowar (1)	63°	6:36 PM	2:14	5,735	44,307	6	5	0	3	2	7	1	7		
30.	5/6	LOUISVILLE	W, 11-9	12-18	8th -7.5	E. Sisk (1-2)	J. Kuhnel (0-1)	J. Cuas (1)	78°	6:37 PM	2:57	3,872	48,179	11	12	0	8	9	13	1	6		
31.	5/7	LOUISVILLE	L, 4-3	12-19	9th -7.0	Z. Brown (1-1)	B. Kriske (0-1)	A. Busenitz (3)	82°	2:07 PM	2:46	2,469	50,648	3	8	0	7	4	6	0	8		
32.	5/9	@ Scranton/WB	L, 14-2	12-20	9th -8.0	M. Spence (3-2)	D. Parrish (1-2)	-	68°	6:06 PM	2:20	3,053		2	4	1	2	14	18	1	7		
33.	5/10	@ Scranton/WB	L, 4-3	12-21	10th -8.5	A. McGarity (3-0)	D. Coleman (0-1)	-	60°	11:05 AM	2:41	5,829		3	5	0	9	4	4	1	6		
34.	5/11	@ Scranton/WB	W, 4-3 (11)	13-21	9th -8.5	A. Núñez (2-1)	D. Snelten (0-2)	-	76°	6:37 PM	3:02	3,691		4	4	0	6	3	8	2	10		
35.	5/12	@ Scranton/WB	W, 3-2	14-21	9th -8.5	D. Lynch (1-0)	R. Vásquez (0-5)	N. Wittgren (4)	79°	6:35 PM	2:22	4,142		3	8	0	5	2	4	1	6		
36.	5/13	@ Scranton/WB	L, 8-6	14-22	10th -9.0	A. McGarity (4-0)	B. Kriske (0-2)	-	76°	4:05 PM	2:32	5,027		6	14	0	6	8	10	0	5		
37.	5/14	@ Scranton/WB	W, 6-3	15-22	9th -8.0	J. Dipoto (1-0)	D. Snelten (0-3)	N. Wittgren (5)	75°	1:06 PM	3:02	3,058		6	7	0	6	3	9	1	11		
38.	5/16	TOLEDO	L, 9-2	15-23	10th -8.0	H. Hembree (4-1)	J. Heasley (1-4)	-	77°	6:36 PM	2:45	2,001	52,649	2	9	1	15	9	12	0	6		
39.	5/17	TOLEDO	W, 16-8	16-23	10th -7.5	W. Pennington (1-0)	Z. Logue (1-3)	-	83°	6:37 PM	2:54	2,218	54,867	16	18	0	8	8	14	2	3		
40.	5/18	TOLEDO	W, 9-0	17-23	10th -6.5	A. Cox (2-0)	B. Haniffee (0-3)	-	78°	6:37 PM	2:31	3,529	58,396	9	14	0	8	0	3	0	6		
41.	5/19	TOLEDO	W, 9-1	18-23	10th -6.0	A. Núñez (3-1)	A. Bergner (1-1)	-	66°	6:36 PM	2:41	5,058	63,454	9	12	1	9	1	6	1	8		
42.	5/20	TOLEDO	L, 4-1	18-24	10th -7.5	R. Olson (2-3)	J. McArthur (0-1)	M. Díaz (7)	75°	6:38 PM	2:47	6,882	70,336	1	2	0	8	4	5	1	8		
43.	5/21	TOLEDO	W, 8-4	19-24	10th -6.5	N. Wittgren (1-0)	S. Elledge (0-1)	-	81°	5:07 PM	2:50	3,995	74,331	8	12	0	9	4	15	2	11		
44.	5/23	@ St. Paul	W, 6-1	20-24	10th -6.5	D. Lynch (2-0)	S. Woods Richardson (0-5)	-	76°	11:09 AM	2:24	7,436		6	10	0	10	1	6	0	7		
45.	5/24	@ St. Paul	L, 6-5	20-25	10th -6.5	O. Ortega (2-0)	B. Kriske (0-3)	-	68°	7:08 PM	3:00	4,222		5	11	1	12	6	9	2	9		
46.	5/25	@ St. Paul	L, 8-6	20-26	10th -7.5	R. Henriquez (1-0)	A. Núñez (3-2)	P. Murphy (2)	74°	7:09 PM	2:50	7,218		6	10	3	12	8	10	2	6		
47.	5/26	@ St. Paul	W, 6-4	21-26	9th -6.5	D. Parrish (2-2)	C. Sadzeck (1-3)	D. Coleman (1)	77°	7:08 PM	2:59	6,080		6	8	1	8	4	8	1	9		
48.	5/27	@ St. Paul	L, 14-1	21-27	9th -7.5	R. Dobnak (2-1)	J. Heasley (1-5)	-	80°	7:10 PM	2:51	6,386		1	6	3	8	14	16	1	10		
49.	5/28	@ St. Paul	L, 10-6	21-28	10th -8.5	J. Winder (3-1)	J. Kowar (2-3)	-	82°	5:12 PM	2:28	8,640		6	11	2	4	10	9	1	2		
50.	5/30	MEMPHIS	W, 7-6	22-28	9th -8.0	A. Veneziano (1-0)	J. Woodford (0-1)	B. Kriske (1)	82°	7:06 PM	2:32	2,352	76,683	7	12	0	6	6	6	3	8		
51.	5/31	MEMPHIS	L, 9-4	22-29	10th -8.5	M. McGreevy (4-0)	A. Cox (2-1)	-	84°	7:06 PM	2:37	5,049	81,732	4	9	2	8	9	11	2	8		
MAY Hitting Results: .269/.366/.436 (238-for-885), 53 2B, 7 3B, 27 HR, 148 R, 120 BB, 58 SB // MAY Pitching Results: 12-14, 5.61 ERA (162 ER in 229.1 IP), 6/12 SV, 247 H, 46 HR, 126 BB, 235 K, 1.63 WHIP, .278 AVG																							
														STORM CHASERS					OPPONENT				
GM #	JUNE	OPPONENT	SCORE	RECORD	STANDINGS, DIV	WIN	LOSS	SAVE	TEMP.	1ST PITCH	TIME	ATT.	HOME ATT.	R	H	E	LO	R	H	E	LO		
52.	6/1	MEMPHIS	L, 12-6	22-30	10th -9.0	D. Hudson (2-3)	C. Snider (2-1)	-	70°	7:07 PM	3:12	3,685	85,417	6	9	1	8	12	11	0	9		
53.	6/2	MEMPHIS	W, 10-9 (10)	23-30	10th -8.5	J. Dipoto (2-0)	J. Walsh (2-1)	-	76°	7:07 PM	3:23	5,206	90,623	10									



														STORM CHASERS				OPPONENT				
GM #	JUNE	OPPONENT	SCORE	RECORD	STANDINGS, LG	WIN	LOSS	SAVE	TEMP.	1ST PITCH	TIME	ATT.	HOME A/T	R	H	E	LO	R	H	E	LO	
73.	6/28	IOWA	L, 9-2	0-1, 38-35	1 <sup>st</sup> 10th	-1.0	C. Kilian (5-1)	B. Hanifee (0-3)	-	83°	12:07 PM	2:33	3,776	131,378	2	5	1	5	9	7	0	8
74.	6/29	IOWA	W, 8-3	1-1, 39-x-35	7 <sup>th</sup> 11th	-1.0	M. Mayers (3-1)	R. Thompson (2-5)	-	89°	7:09 PM	2:44	5,951	137,329	8	12	0	11	3	3	1	4
75.	6/30	IOWA	L, 6-5	1-2, 39-36	1 <sup>st</sup> 11th	-2.0	M. Rodriguez (2-3)	J. Kowar (2-4)	-	82°	7:08 PM	2:52	6,012	143,341	5	9	0	10	6	8	2	5
JUNE Hitting Results: 281/380/450 (226-for-804), 55 2B, 3 3B, 25 HR, 152 R, 128 BB, 45 SB // JUNE Pitching Results: 16-6, 4.35 ERA (104 ER in 215.1 IP), 6/11 SV, 187 H, 26 HR, 127 BB, 219 K, 1.46 WHIP, .232 AVG																						

														STORM CHASERS				OPPONENT				
GM #	JULY	OPPONENT	SCORE	RECORD	STANDINGS, LG	WIN	LOSS	SAVE	TEMP.	1ST PITCH	TIME	ATT.	HOME ATT.	R	H	E	LO	R	H	E	LO	
76.	7/1	IOWA	PPD/Rain (Made up July 2, 6-2 loss)																			
76.	7/2 G1	IOWA	W, 11-1 (7)	2-2, 40-36	18th -1.5	J. Bowlan (2-0)	C. Clarke (0-3)	-	84°	2:07 PM	2:20	-	143,341	11	16	0	6	1	4	0	8	
77.	7/2 G2	IOWA	L, 6-2 (7)	2-3, 40-37	113th -3.0	N. Neidert (4-3)	C. Ragans (0-1)	-	87°	5:06 PM	1:46	6,764	150,105	2	6	0	3	6	10	0	3	
78.	7/3	IOWA	L, 7-6	2-4, 40-38	114th -4.0	B. Brown (4-5)	A. Zerpa (0-1)	M. Rodríguez (10)	88°	7:08 PM	2:41	9,023	159,128	6	5	1	5	7	9	1	5	
79.	7/4	@ Gwinnett	L, 3-2	2-5, 40-39	115th -4.0	R. Muñoz (2-2)	J. Kowar (2-5)	G. Holmes (5)	88°	7:07 PM	2:14	10,067		1	3	1	0	3	4	0	6	
80.	7/5	@ Gwinnett	L, 8-7 (10)	2-6, 40-40	115th -4.0	B. Burrows (3-2)	B. Kriske (0-4)	-	83°	7:07 PM	3:08	1,811		7	13	1	9	8	10	0	9	
81.	7/6	@ Gwinnett	L, 9-6	2-7, 40-41	118th -5.0	N. Marguevicius (3-2)	E. Sisk (2-3)	G. Holmes (6)	81°	7:08 PM	2:21	2,761		6	10	1	4	9	6	0	2	
82.	7/7	@ Gwinnett	W, 7-1	3-7, 41-41	116th -4.5	C. Ragans (1-1)	J. Shuster (2-2)	J. Bowlan (1)	80°	8:13 PM	2:45 (1:08)	4,515		7	13	0	13	1	7	0	8	
83.	7/8	@ Gwinnett	Cancelled/Wet Grinds																			
83.	7/9	@ Gwinnett	L, 8-1	3-8, 41-42	18th -5.5	A. Winans (7-3)	B. Keller (0-2)	-	83°	1:06 PM	2:23	5,129		1	3	1	3	8	8	0	7	
84.	7/14	INDIANAPOLIS	L, 13-5	3-9, 41-43	18th -5.5	K. Emanuel (7-3)	A. Zerpa (0-2)	-	82°	7:08 PM	2:49	5,184	164,312	5	12	0	12	13	13	0	9	
85.	7/15	INDIANAPOLIS	W, 8-3	4-9, 42-43	18th -5.5	W. Pennington (3-0)	C. Alldred (5-2)	-	85°	7:08 PM	2:35	5,768	170,080	8	8	0	5	3	9	0	9	
86.	7/16	INDIANAPOLIS	L, 11-4	4-10, 42-44	118th -6.0	J. Jones (2-1)	B. Keller (0-3)	-	84°	5:06 PM	2:48	5,553	175,633	4	10	0	8	11	14	0	9	
87.	7/18	ST. PAUL	W, 1-0	5-10, 43-44	18th -5.0	W. Pennington (4-0)	J. Winder (5-2)	-	65°	12:07 PM	2:00	2,525	178,158	1	5	0	5	0	2	1	4	
88.	7/19	ST. PAUL	L, 9-4	5-11, 43-45	18th -6.0	L. Varland (4-0)	J. Bowlan (2-1)	A. Sanchez (1)	79°	7:07 PM	2:49	3,927	182,085	4	7	0	5	9	8	0	14	
89.	7/20	ST. PAUL	L, 6-5	5-12, 43-46	118th -7.0	A. Brice (1-1)	S. Cruz (0-1)	P. Murphy (6)	79°	7:06 PM	2:44	5,555	187,640	5	10	0	9	6	10	0	9	
90.	7/21	ST. PAUL	W, 5-4	6-12, 44-46	18th -6.5	C. Chamberlain (1-1)	J. Winder (5-3)	-	81°	7:07 PM	2:36	6,598	194,238	5	10	0	9	4	6	1	7	
91.	7/22	ST. PAUL	W, 8-5	7-12, 45-46	7th -6.0	W. Klein (1-0)	B. Enlow (2-3)	-	83°	7:07 PM	2:27	5,528	199,766	8	9	0	6	5	9	2	4	
92.	7/23	ST. PAUL	W, 3-1	8-12, 46-46	17th -5.0	J. McArthur (1-1)	P. Murphy (5-2)	W. Klein (1)	89°	5:07 PM	2:12	4,877	204,643	3	8	0	7	1	6	0	6	
93.	7/25	@ Columbus	L, 10-2	8-13, 46-47	17th -5.5	J. Eickhoff (1-2)	J. Bowlan (2-2)	-	85°	7:06 PM	2:52	11,084		2	5	0	9	10	11	2	8	
94.	7/26	@ Columbus	W, 5-2	9-13, 47-47	17th -5.5	W. Pennington (5-0)	C. Smith (2-1)	W. Klein (2)	85°	12:06 PM	2:43	10,100		5	7	1	11	2	6	0	5	
95.	7/27	@ Columbus	W, 5-2	10-13, 48-47	17th -4.5	C. Ragans (2-1)	H. Gaddis (1-7)	J. Kowar (2)	88°	7:05 PM	2:53	7,261		5	8	0	10	2	5	2	11	
96.	7/28	@ Columbus	W, 7-6	11-13, 49-47	15th -4.0	M. Castillo (3-6)	T. Ponticelli (2-6)	W. Klein (3)	82°	7:05 PM	2:50	7,838		7	8	0	6	6	9	0	4	
97.	7/29	@ Columbus	L, 6-3	11-14, 49-48	116th -5.0	P. Diehl (3-1)	A. Veneziano (4-1)	T. Herrin (2)	84°	7:06 PM	2:41	10,100		3	11	0	14	6	8	0	6	
98.	7/30	@ Columbus	W, 7-5	12-14, 50-48	15th -5.0	J. Bowlan (3-2)	P. Battenfield (0-3)	-	85°	4:07 PM	2:12	9,008		7	7	1	3	5	8	0	7	

[illegible][illegible]

LF

Tucker Bradley, 46 (23-23)  
Brewer Hicklen, 13 (4-9)  
Dairon Blanco, 11 (6-5)  
John Rave, 10 (5-5)  
Samad Taylor, 9 (6-3)  
Nate Eaton, 6 (3-3)  
Edward Olivares, 4 (1-3)  
Nelson Velázquez, 4 (0-4)  
Nick Pratto, 3 (1-2)  
Devin Mann, 3 (0-3)  
Tyler Gentry, 2 (1-1)  
Nick Loftin, 2 (1-1)  
Franmil Reyes, 1 (1-0)

CF

Dairon Blanco, 26 (13-13)  
John Rave, 26 (10-16)  
Nate Eaton, 20 (9-11)  
Drew Waters, 12 (7-5)  
Samad Taylor, 11 (2-9)  
Kyle Isbel, 8 (6-2)  
Brewer Hicklen, 5 (2-3)  
Bubba Thompson, 5 (1-4)  
Nelson Velázquez, 1 (0-1)

RF

Tyler Gentry, 92 (41-51)  
Nate Eaton, 7 (3-4)  
John Rave, 7 (3-4)  
Dairon Blanco, 4 (4-0)  
CJ Alexander, 4 (1-3)  
Brewer Hicklen, 1 (0-1)

SS

Angelo Castellano, 51 (21-30)  
Adeiny Hechavarría, 35 (14-21)  
Maikel García, 14 (8-6)  
Clay Dungan, 11 (5-6)  
Jermaine Palacios, 2 (2-0)  
Johan Camargo, 1 (1-0)  
Nicky Lopez, 1 (1-0)

2B

Samad Taylor, 49 (27-22)  
Nick Loftin, 22 (4-18)  
Clay Dungan, 19 (11-8)  
Nate Eaton, 8 (4-4)  
Angelo Castellano, 7 (3-4)  
Devin Mann, 4 (0-4)  
Johan Camargo, 3 (2-1)  
Michael Massey, 2 (1-1)  
Nicky Lopez, 1 (0-1)

3B

Nick Loftin, 44 (23-21)  
Clay Dungan, 18 (9-9)  
Nate Eaton, 11 (3-8)  
Jermaine Palacios, 10 (6-4)  
Maikel García, 10 (2-8)  
Angelo Castellano, 9 (4-5)  
Johan Camargo, 8 (5-3)  
Devin Mann, 3 (0-3)  
Samad Taylor, 2 (0-2)  
Nicky Lopez, 1 (0-1)

SP

Max Castillo, 15 (5-10)  
Jonathan Heasley, 14 (8-6)  
Drew Parrish, 14 (7-7)  
Anthony Veneziano, 12 (6-6)  
Austin Cox, 9 (5-4)  
Mike Mayers, 8 (3-5)  
Jonathan Bowlan, 7 (2-5)  
Angel Zepa, 6 (1-5)  
Daniel Lynch, 4 (3-1)  
Cole Ragans, 4 (3-1)  
Daniel Mengden, 3 (3-0)  
Alec Marsh, 3 (2-1)  
Ryan Yarbrough, 3 (1-2)  
Evan Sisk, 3 (0-3)  
Andrew Hoffmann, 2 (1-1)  
Brad Keller, 2 (1-1)  
James McArthur, 2 (1-1)  
Joe Barlow, 1 (0-1)  
Will Klein, 1 (0-1)  
Jackson Kowar, 1 (0-1)  
Marcelo Martinez, 1 (0-1)

1B

CJ Alexander, 42 (19-23)  
Logan Porter, 21 (12-9)  
Nick Pratto, 19 (6-13)  
Angelo Castellano, 12 (6-6)  
Matt Beaty, 5 (3-2)  
Devin Mann, 4 (1-3)  
Jermaine Palacios, 4 (1-3)  
Paxton Wallace, 3 (2-1)  
Greyson Jenista, 3 (1-2)  
Johan Camargo, 2 (1-1)

DH

Brewer Hicklen, 34 (23-11)  
Tucker Bradley, 14 (5-9)  
CJ Alexander, 11 (7-4)  
Tyler Gentry, 9 (2-7)  
Dairon Blanco, 7 (4-3)  
Nate Eaton, 6 (1-5)  
Nick Loftin, 5 (0-5)  
Matt Beaty, 4 (3-1)  
Logan Porter, 4 (1-3)  
Clay Dungan, 3 (2-1)  
Jakson Reetz, 3 (1-2)  
Franmil Reyes, 3 (1-2)  
John Rave, 2 (2-0)  
Johan Camargo, 2 (0-2)  
Freddy Fermin, 2 (0-2)  
Kyle Isbel, 1 (1-0)  
Michael Massey, 1 (0-1)  
Edward Olivares, 1 (0-1)  
Nick Pratto, 1 (0-1)  
Samad Taylor, 1 (0-1)  
Nelson Velázquez, 1 (0-1)

C

Logan Porter, 63 (28-35)  
Jakson Reetz, 23 (12-11)  
José Briceño, 17 (6-11)  
Freddy Fermin, 12 (6-6)

1

Samad Taylor, 53 (23-30)  
Drew Waters, 12 (7-5)  
Brewer Hicklen, 11 (7-4)  
Dairon Blanco, 9 (7-2)  
John Rave, 9 (1-8)  
Clay Dungan, 7 (1-6)  
Bubba Thompson, 5 (2-3)  
Nate Eaton, 4 (2-2)  
Tucker Bradley, 4 (1-3)

2

Maikel García, 24 (10-14)  
Nick Loftin, 19 (4-15)  
Samad Taylor, 16 (11-5)  
John Rave, 13 (9-4)  
Nate Eaton, 11 (3-8)  
Kyle Isbel, 9 (7-2)  
Edward Olivares, 5 (1-4)  
Matt Beaty, 4 (1-3)  
Tucker Bradley, 3 (1-2)  
Nicky Lopez, 3 (1-2)  
Michael Massey, 2 (1-1)  
Clay Dungan, 1 (1-0)  
Devin Mann, 1 (1-0)  
CJ Alexander, 1 (0-1)  
Adeiny Hechavarría, 1 (0-1)  
Logan Porter, 1 (0-1)

3

Tyler Gentry, 57 (28-29)  
Nick Loftin, 16 (8-8)  
Logan Porter, 9 (4-5)  
John Rave, 8 (2-6)  
Devin Mann, 7 (0-7)  
Nick Pratto, 6 (4-2)  
Samad Taylor, 3 (1-2)  
Matt Beaty, 2 (2-0)  
Nate Eaton, 2 (1-1)  
Nelson Velázquez, 2 (0-2)  
Clay Dungan, 1 (0-1)  
Michael Massey, 1 (0-1)

4

Logan Porter, 35 (16-19)  
Nick Pratto, 16 (5-11)  
Tyler Gentry, 15 (5-10)  
CJ Alexander, 10 (6-4)  
Nate Eaton, 9 (4-5)  
Johan Camargo, 8 (6-2)  
Nick Loftin, 6 (3-3)  
Franmil Reyes, 4 (2-2)  
Devin Mann, 4 (1-3)  
John Rave, 3 (0-3)  
Matt Beaty, 1 (1-0)  
Freddy Fermin, 1 (1-0)  
Brewer Hicklen, 1 (0-1)  
Nelson Velázquez, 1 (0-1)

5

Nick Loftin, 25 (9-16)  
Logan Porter, 18 (9-9)  
Nate Eaton, 15 (6-9)  
CJ Alexander, 13 (10-3)  
Tucker Bradley, 9 (2-7)  
John Rave, 8 (4-4)  
Brewer Hicklen, 5 (4-1)  
Clay Dungan, 4 (3-1)  
Johan Camargo, 4 (1-3)  
Tyler Gentry, 4 (1-3)  
Jakson Reetz, 2 (2-0)  
Devin Mann, 2 (0-2)  
Dairon Blanco, 1 (0-1)  
Freddy Fermin, 1 (0-1)  
Greyson Jenista, 1 (0-1)  
Nick Pratto, 1 (0-1)  
Nelson Velázquez, 1 (0-1)

6

Tyler Gentry, 19 (4-15)  
CJ Alexander, 17 (7-10)  
Logan Porter, 16 (6-10)  
Brewer Hicklen, 11 (6-5)  
Nate Eaton, 10 (5-5)  
Jakson Reetz, 8 (3-5)  
Nick Loftin, 5 (2-3)  
Adeiny Hechavarría, 4 (3-1)  
Tucker Bradley, 4 (2-2)  
Dairon Blanco, 4 (2-2)  
Jermaine Palacios, 3 (3-0)  
Clay Dungan, 3 (2-1)  
Freddy Fermin, 2 (2-0)  
John Rave, 2 (1-1)  
Nelson Velázquez, 2 (0-2)  
Matt Beaty, 1 (1-0)  
José Briceño, 1 (1-0)  
Greyson Jenista, 1 (1-0)  
Johan Camargo, 1 (0-1)

7

Dairon Blanco, 17 (9-8)  
Brewer Hicklen, 15 (7-8)  
Adeiny Hechavarría, 13 (5-8)  
Jakson Reetz, 11 (6-5)  
Tyler Gentry, 11 (3-8)  
Freddy Fermin, 10 (3-7)  
Logan Porter, 8 (4-4)  
Clay Dungan, 6 (4-2)  
Jermaine Palacios, 6 (2-4)  
Tyler Gentry, 5 (4-1)  
Nate Eaton, 5 (1-4)  
Tucker Bradley, 3 (2-1)  
Angelo Castellano, 1 (1-0)  
Johan Camargo, 1 (0-1)  
Greyson Jenista, 1 (0-1)  
Nick Loftin, 1 (0-1)

8

Clay Dungan, 21 (13-8)  
Dairon Blanco, 15 (7-8)  
José Briceño, 15 (5-10)  
Tucker Bradley, 12 (6-6)  
Adeiny Hechavarría, 11 (3-8)  
Brewer Hicklen, 10 (3-7)  
Angelo Castellano, 9 (4-5)  
Jakson Reetz, 5 (2-3)  
CJ Alexander, 4 (0-4)  
Jermaine Palacios, 3 (1-2)  
Nate Eaton, 2 (1-1)  
Tyler Gentry, 2 (1-1)  
Paxton Wallace, 2 (1-1)  
Johan Camargo, 1 (1-0)  
John Rave, 1 (1-0)

9

Angelo Castellano, 68 (27-41)  
Tucker Bradley, 25 (14-11)  
Clay Dungan, 7 (2-5)  
Adeiny Hechavarría, 6 (3-3)  
Dairon Blanco, 2 (2-0)  
Brewer Hicklen, 1 (1-0)  
José Briceño, 1 (0-1)  
Paxton Wallace, 1 (0-1)



PLAYER	GS	POSITION										BATTING ORDER								
		C	1B	2B	3B	SS	LF	CF	RF	OF	DH	1ST	2ND	3RD	4TH	5TH	6TH	7TH	8TH	9TH
Tyler Gentry	103						2		92	94	9				57	15	4	19	5	3
Logan Porter	89	63	22								4		1	9	37	18	16	8		
Angelo Castellano	79		12	7	9	51												1	9	69
Nick Loftin	73			22	44		2			2	5		19	17	6	25	5	1		
Samad Taylor	72			49	2		9	11		20	1	53	16	3						
Tucker Bradley	60					46				46	14	4	3							25
Nate Eaton	59			8	11		6	21	7	34	6	4	11	2	9	15	11	5	2	
CJ Alexander	57		42						4	4	11		1		10	13	17	12	4	
Brewer Hicklen	54						14	5	1	20	34	11			1	5	11	15	10	1
Clay Dungan	51			19	18	11					3	8	1	1		4	3	6	21	7
Dairon Blanco	48						11	26	4	47	7	9				1	4	17	15	2
John Rave	45						10	26	7	43	2	9	13	8	3	9	2			1
Adeiny Hechavarria	35					35							1				4	13	11	6
Jakson Reetz	26	23									3					2	8	11	5	
Maikel Garcia	24				10	14							24							
Nick Pratto	22		18				3			3	1				6	15	1			
José Briceño	17	17															1		15	1
Jermaine Palacios	16		4		10	2											3	6	4	3
Johan Camargo	15		2	3	7	1					2				8	4	1	1	1	
Freddy Fermin	14	12									2				1	1	2	10		
Devin Mann	14		4	4	3		3			3			1	7	4	2				
Drew Waters	12							12		12		12								
Kyle Isbel	9							8		8	1		9							
Matt Beaty	9		5							4			5	2	1		1			
Nelson Velázquez	6						4	1		5	1			2	1	1	2			
Edward Olivares	5						4			4	1		5							
Bubba Thompson	5							5		5		5								
Franmil Reyes	4						1			1	3				4					
Nicky Lopez	3			1	1	1							3							
Greyson Jenista	3		3													1	1	1		
Michael Massey	3			2									2	1						
Paxton Wallace	3		3																2	1

### # OF LINEUP COMBOS

115 Games  
113 Unique Lineup Combinations Used

### MOST USED LINEUP (2, 2x)

PLAYER	Pos.
1. Brewer Hicklen	DH
2. John Rave	CF
3. Logan Porter	C
4. Nate Eaton	2B
5. Tucker Bradley	LF
6. Tyler Gentry	RF
7. Adeiny Hechavarria	SS
8. Clay Dungan	3B
9. Angelo Castellano	1B

### STORM CHASERS POSITION PRODUCTION

	AVG	AB	H	TB	2B	3B	HR	RBI	BB	SO	OBP	SLG	OPS	SAC	SF	HBP	GIDP
C	.243	416	101	168	22	0	15	52	56	120	.342	.404	.746	0	3	8	14
1B	.236	437	103	191	22	3	20	60	45	129	.312	.437	.749	0	4	5	8
2B	.263	430	113	178	21	4	12	62	71	94	.370	.414	.784	1	8	7	13
3B	.284	429	122	194	27	0	15	71	59	91	.371	.452	.823	1	7	4	14
SS	.242	401	97	160	24	0	13	68	56	95	.334	.399	.733	0	3	1	5
LF	.259	410	106	178	28	4	12	66	56	109	.351	.434	.785	2	6	6	13
CF	.284	444	126	203	27	4	14	53	58	104	.379	.457	.836	2	2	11	15
RF	.259	432	112	190	24	3	16	64	65	113	.363	.440	.803	2	6	9	7
DH	.250	424	106	178	24	3	14	52	59	130	.348	.420	.768	2	2	6	7

### STORM CHASERS BATTING ORDER PRODUCTION

	AVG	AB	H	TB	2B	3B	HR	RBI	BB	SO	OBP	SLG	OPS	SAC	SF	HBP	GIDP
1st	.297	464	138	213	29	8	10	65	64	103	.386	.459	.845	1	9	9	11
2nd	.257	455	117	185	30	1	12	67	67	109	.354	.407	.761	1	5	4	13
3rd	.238	441	105	171	23	2	13	72	64	114	.342	.388	.730	1	8	10	12
4th	.234	448	105	181	20	1	18	57	51	128	.318	.404	.722	0	6	7	10
5th	.261	445	116	198	21	2	19	66	46	106	.333	.445	.778	2	3	4	13
6th	.260	423	110	202	28	2	20	51	52	113	.346	.478	.824	0	2	5	8
7th	.220	400	88	157	20	2	15	62	59	117	.330	.393	.723	2	3	8	12
8th	.269	379	102	163	20	1	13	43	70	110	.395	.430	.825	1	2	10	7
9th	.276	388	107	173	29	2	11	68	53	95	.360	.446	.806	2	3	0	10

### OUTFIELD ASSIST LOG (26)

#	OUTFIELDER	Pos.	ARM (MPH)	GAME	INNING	BASE	PITCHER	BATTER	RUNNER OUT	PLAY
1.	Tucker Bradley	LF	85.7	4/4 vs. Toledo	▲ 6	3rd	Brooks Kriske	Akil Baddoo	Akil Baddoo	Baddoo 3-RBI double, out at 3rd (7-6-5)
2.	Tyler Gentry	RF	62.2	4/14 @ Iowa	▲ 5	Home	Andrés Núñez	Matt Mervis	Christopher Morel	Mervis double, Morel out at home (9-4-2)
3.	Dairon Blanco	CF	—	4/19 vs. Gwinnett	▲ 3	2nd	Jonathan Heasley	Hendrik Clementina	Hendrik Clementina	Clementina RBI single, out at 2nd (8-4)
4.	Samad Taylor	CF	71.8	4/26 @ Nashville	▼ 5	2nd	Max Castillo	Andruw Monasterio	Andruw Monasterio	Monasterio single, out at 2nd (8-5-3-5)
5.	Nate Eaton	CF	95.4	4/27 @ Nashville	▼ 1	Home	Austin Cox	Keston Hiura	Andruw Monasterio	Hiura single, Monasterio out at home (8-2)
6.	Dairon Blanco	LF	43.3	4/28 @ Nashville	▼ 8	2nd	Jackson Kowar	Keston Hiura	Keston Hiura	Hiura 2-RBI single, out at 2nd (7-2-4)
7.	Brewer Hicklen	LF	67.7	5/2 vs. Louisville	▲ 5	2nd	Max Castillo	Matt McLain	Matt McLain	McLain 2-RBI single, out at 2nd (7-5-4-3-5)
8.	Dairon Blanco	CF	88.9	5/5 vs. Louisville	▲ 4	Home	Mike Mayers	Nick Martini	Will Benson	Martini flies out to CF, Benson out at home (8-2)
9.	Franmil Reyes	RF	68.2	5/6 vs. Louisville	▲ 6	2nd	Collin Snider	Matt McLain	Matt McLain	McLain RBI double, out at 2nd (7-6-4-5)
10.	Tyler Gentry	RF	69.6	5/11 @ Scranton/WB	▼ 9	Home	Nick Wittgren	Billy McKinney	Michael Hermosillo	McKinney RBI single, Hermosillo out at home (9-5-2)
11.	Drew Waters	CF	—	5/20 vs. Toledo	▲ 6	3rd	Walter Pennington	Parker Meadows	Jermaine Palacios	Meadows sacrifice fly DP, Palacios out at 3rd (8-6)
12.	Tucker Bradley	LF	—	5/25 @ St. Paul	▼ 5	2nd	Jackson Kowar	Chris Williams	Chris Williams	Williams RBI single, out at 2nd (7-5-3-4-3)
13.	Dairon Blanco	RF	83.8	5/26 @ St. Paul	▼ 3	2nd	Drew Parrish	Andrew Stevenson	Tony Wolters	Stevenson flies into a double play, Wolters out at 2nd (9-6)
14.	Tyler Gentry	RF	—	5/27 @ St. Paul	▼ 1	3rd	Jonathan Heasley	Jose Miranda	Andrew Stevenson	Miranda flies into a double play, Stevenson out at 3rd (9-1-5)
15.	Tyler Gentry	RF	92.1	5/28 @ St. Paul	▼ 3	Home	Max Castillo	Jose Miranda	Alex De Goti	Miranda lines into a double play, De Goti out at 3rd (9-2)
16.	Brewer Hicklen	LF	94.6	5/28 @ St. Paul	▼ 7	Home	Jackson Kowar	Jose Miranda	Andrew Stevenson	Miranda RBI single, Stevenson scores, Reetz Error (7-2)
17.	Nate Eaton	RF	74.9	6/4 vs. Memphis	▲ 9	2nd	Jonah Dipoto	Juniel Querecuto	Juniel Querecuto	Querecuto RBI single, out at 2nd (9-6)
18.	Brewer Hicklen	CF	71.5	6/8 @ Indianapolis	▼ 5	2nd	Drew Parrish	Henry Davis	Henry Davis	Davis single, out at 2nd (8-4)
19.	John Rave	LF	89.4	6/20 @ Rochester	▼ 1	2nd	Alec Marsh	Nomar Mazara	Nomar Mazara	Mazara RBI single, out at 2nd (7-2-4)
20.	Nate Eaton	CF	99.9	7/2 vs. Iowa [G1]	▲ 2	2nd	Brad Keller	Edwin Rios	Edwin Rios	Rios single, out at 2nd (8-4)
21.	Nate Eaton	LF	96.4	7/15 vs. Indianapolis	▲ 8	2nd	Brooks Kriske	Alika Williams	Aaron Shackelford	Williams single, Shackelford out at 2nd (7-5)
22.	Nate Eaton	CF	98.7	7/16 vs. Indianapolis	▲ 5	3rd	Emilio Marquez	Canaan Smith-Njigba	Chris Owings	Smith-Njigba single, Owings out at 3rd (8-5)
23.	Nate Eaton	RF	96.7	7/26 @ Columbus	▼ 9	2nd	Will Klein	Jhonkensy Noel	Zack Collins	Noel flies into a force out, Collins out at 2nd (9-6)
24.	Nate Eaton	CF	—	8/2 @ Louisville	▼ 9	Home	Christian Chamberlain	Michael Siani	Jose Barrero	Siani single, Barrero out at home (9-6-2)
25.	Nick Loftin	LF	80.6	8/4 @ Louisville	▼ 7	2nd	Jonah Dipoto	TJ Hopkins	TJ Hopkins	Hopkins single, out at 2nd (7-4)
26.	Edward Olivares	LF	49.7	8/18 @ Toledo	▼ 3	2nd	Jonathan Bowlan	Justyn-Henry Malloy	Justyn-Henry Malloy	Malloy single, out at 2nd (7-4)

### BY PLAYER

	LF	1
NATE EATON (7)	CF	4
	RF	2
	LF	1
DAIRON BLANCO (4)	CF	2
	RF	1
TYLER GENTRY (4)	RF	4
	LF	2
BREWER HICKLEN (3)	CF	1
	LF	2
TUCKER BRADLEY (2)	LF	2
NICK LOFTIN (1)	LF	1
EDWARD OLIVARES (1)	LF	1
JOHN RAVE (1)	LF	1
FRANMIL REYES (1)	LF	1
SAMAD TAYLOR (1)	CF	1
DREW WATERS (1)	CF	1

DATE	OPPONENT	RESULT	SP	C	1B	2B	3B	SS	LF	CF	RF	DH
3/31	@ Indianapolis	W 8-6	Mike Mayers	Freddy Fermin	Nick Pratto	Samad Taylor	Nick Loftin	Maikel Garcia	Tucker Bradley	Dairon Blanco	Ylber Gentry	CJ Alexander
4/1	@ Indianapolis	W 12-1	Austin Cox	Logan Porter	Nick Pratto	Angelo Castellano	Nick Loftin	Maikel Garcia	Tucker Bradley	Dairon Blanco	Ylber Gentry	Jackson Reetz
4/2	@ Indianapolis	W 8-3	Jonathan Heasley	Freddy Fermin	Nick Pratto	Samad Taylor	Nick Loftin	Maikel Garcia	Tucker Bradley	Dairon Blanco	Ylber Gentry	CJ Alexander
4/4	TOLEDO	L 9-2	Max Castillo	Freddy Fermin	Nick Pratto	Samad Taylor	Nick Loftin	Maikel Garcia	Tucker Bradley	Dairon Blanco	Ylber Gentry	CJ Alexander
4/5	TOLEDO	L 7-6	Mike Mayers	Jackson Reetz	Logan Porter	Angelo Castellano	Nick Loftin	Maikel Garcia	Dairon Blanco	Samad Taylor	Ylber Gentry	Freddy Fermin
4/6	TOLEDO	L 8-5	Jackson Kowman	Freddy Fermin	Logan Porter	Samad Taylor	Nick Loftin	Maikel Garcia	Tucker Bradley	Dairon Blanco	Ylber Gentry	Logan Porter
4/7	TOLEDO	W 9-4	Jonathan Heasley	Freddy Fermin	Logan Porter	Samad Taylor	Angelo Castellano	Maikel Garcia	Tucker Bradley	Dairon Blanco	CJ Alexander	Ylber Gentry
4/8	TOLEDO	W 13-8	Drew Parrish	Freddy Fermin	Nick Pratto	Samad Taylor	Angelo Castellano	Maikel Garcia	Tucker Bradley	Dairon Blanco	Ylber Gentry	CJ Alexander
4/9	TOLEDO	L 8-2	Max Castillo	Logan Porter	Nick Pratto	Samad Taylor	Angelo Castellano	Maikel Garcia	Ylber Gentry	Dairon Blanco	CJ Alexander	Jackson Reetz
4/11	@ Iowa	W 9-6	Mike Mayers	Freddy Fermin	Nick Loftin	Samad Taylor	Maikel Garcia	Angelo Castellano	Tucker Bradley	Dairon Blanco	Ylber Gentry	CJ Alexander
4/12	@ Iowa	W 10-6	Austin Cox	Logan Porter	Nick Pratto	Samad Taylor	Nick Loftin	Maikel Garcia	Tucker Bradley	Dairon Blanco	Ylber Gentry	CJ Alexander
4/13	@ Iowa	L 14-1	Jonathan Heasley	Freddy Fermin	Nick Pratto	Angelo Castellano	Nick Loftin	Maikel Garcia	Tucker Bradley	Samad Taylor	CJ Alexander	Ylber Gentry
4/14	@ Iowa	W 11-8	Drew Parrish	Freddy Fermin	CJ Alexander	Angelo Castellano	Nick Loftin	Maikel Garcia	Dairon Blanco	Samad Taylor	Ylber Gentry	Logan Porter
4/18	WINNETT	L 4-1	Mike Mayers	Freddy Fermin	Logan Porter	Nick Loftin	Maikel Garcia	Angelo Castellano	Nick Pratto	Samad Taylor	CJ Alexander	Ylber Gentry
4/19	WINNETT	L 9-6	Jonathan Heasley	Freddy Fermin	Logan Porter	Nick Loftin	Maikel Garcia	Angelo Castellano	Tucker Bradley	Samad Taylor	Ylber Gentry	Freddy Fermin
4/20	WINNETT	L 9-3	Max Castillo	Freddy Fermin	Nick Pratto	Nick Loftin	Maikel Garcia	Angelo Castellano	Dairon Blanco	Samad Taylor	Ylber Gentry	Logan Porter
4/21	WINNETT	L 7-3	Austin Cox	Jackson Reetz	Nick Pratto	Nick Loftin	Maikel Garcia	Angelo Castellano	Tucker Bradley	Samad Taylor	Ylber Gentry	CJ Alexander
4/22	WINNETT	L 5-2	Drew Parrish	Logan Porter	CJ Alexander	Samad Taylor	Maikel Garcia	Angelo Castellano	Nick Pratto	Dairon Blanco	Ylber Gentry	Nick Loftin
4/23	WINNETT	L 6-3	Mike Mayers	Jackson Reetz	Nick Pratto	Samad Taylor	Nick Loftin	Maikel Garcia	Tucker Bradley	Dairon Blanco	Ylber Gentry	CJ Alexander
4/25	@ Nashville	L 8-3	Jonathan Heasley	Logan Porter	Nick Loftin	Maikel Garcia	Angelo Castellano	Tucker Bradley	Samad Taylor	Ylber Gentry	Dairon Blanco	Freddy Fermin
4/26	@ Nashville	L 5-0	Max Castillo	Logan Porter	Nick Pratto	Nick Loftin	Maikel Garcia	Angelo Castellano	Brewer Hicklen	Samad Taylor	Ylber Gentry	CJ Alexander
4/27	@ Nashville	W 2-1	Austin Cox	Jackson Reetz	CJ Alexander	Samad Taylor	Nick Loftin	Maikel Garcia	Nick Pratto	Dairon Blanco	Ylber Gentry	Ylber Gentry
4/28	@ Nashville	L 4-3	Drew Parrish	Logan Porter	CJ Alexander	Samad Taylor	Maikel Garcia	Angelo Castellano	Dairon Blanco	Samad Taylor	Ylber Gentry	Brewer Hicklen
4/29	@ Nashville	L 6-5 (10)	Mike Mayers	Jackson Reetz	Nick Loftin	Maikel Garcia	Angelo Castellano	Angelo Castellano	Samad Taylor	Nate Eaton	Ylber Gentry	Freddy Fermin
4/30	@ Nashville	W 10-6	Jonathan Heasley	Freddy Fermin	Logan Porter	Samad Taylor	Nick Loftin	Maikel Garcia	Tucker Bradley	Nate Eaton	Ylber Gentry	Brewer Hicklen
5/2	LOUISVILLE	L 10-4	Max Castillo	Jackson Reetz	Logan Porter	Samad Taylor	Nate Eaton	Angelo Castellano	Brewer Hicklen	Dairon Blanco	Ylber Gentry	Nick Loftin
5/3	LOUISVILLE	L 7-4	Marcelo Martinez	Logan Porter	CJ Alexander	Samad Taylor	Nick Loftin	Angelo Castellano	Tucker Bradley	Nate Eaton	Ylber Gentry	Brewer Hicklen
5/4	LOUISVILLE	L 12-10	Drew Parrish	Logan Porter	CJ Alexander	Samad Taylor	Nick Loftin	Angelo Castellano	Tucker Bradley	Brewer Hicklen	Ylber Gentry	Frammil Reyes
5/5	LOUISVILLE	W 6-2	Mike Mayers	Jackson Reetz	Logan Porter	Samad Taylor	Nick Loftin	Angelo Castellano	Brewer Hicklen	Dairon Blanco	Ylber Gentry	Frammil Reyes
5/6	LOUISVILLE	W 11-9	Daniel Mengden	Logan Porter	CJ Alexander	Samad Taylor	Nick Loftin	Angelo Castellano	Frammil Reyes	Dairon Blanco	Ylber Gentry	Tucker Bradley
5/7	LOUISVILLE	L 4-3	Daniel Lynch	Jackson Reetz	Logan Porter	Samad Taylor	Nick Loftin	Angelo Castellano	Brewer Hicklen	Dairon Blanco	Ylber Gentry	Frammil Reyes
5/9	@ Scranton/WB	L 14-2	Drew Parrish	Logan Porter	CJ Alexander	Samad Taylor	Nick Loftin	Angelo Castellano	Tucker Bradley	Dairon Blanco	Ylber Gentry	Brewer Hicklen
5/10	@ Scranton/WB	L 4-2	Mike Mayers	Jackson Reetz	Logan Porter	Clay Dungan	Nick Loftin	Angelo Castellano	Brewer Hicklen	Dairon Blanco	Ylber Gentry	Frammil Reyes
5/11	@ Scranton/WB	W 4-3 (11)	Jonathan Heasley	Logan Porter	CJ Alexander	Samad Taylor	Nick Loftin	Angelo Castellano	Tucker Bradley	Drew Waters	Dairon Blanco	Brewer Hicklen
5/12	@ Scranton/WB	W 3-2	Daniel Lynch	Jackson Reetz	CJ Alexander	Samad Taylor	Clay Dungan	Angelo Castellano	Dairon Blanco	Drew Waters	Ylber Gentry	Tucker Bradley
5/13	@ Scranton/WB	L 8-6	Austin Cox	Logan Porter	CJ Alexander	Samad Taylor	Nick Loftin	Angelo Castellano	Brewer Hicklen	Dairon Blanco	Ylber Gentry	Dairon Blanco
5/14	@ Scranton/WB	L 6-3	Drew Parrish	Jackson Reetz	CJ Alexander	Samad Taylor	Nick Loftin	Angelo Castellano	Tucker Bradley	Dairon Blanco	Ylber Gentry	Brewer Hicklen
5/16	TOLEDO	W 9-0	Jonathan Heasley	Logan Porter	Nicky Lopez	Clay Dungan	Nick Loftin	Angelo Castellano	Samad Taylor	Drew Waters	Ylber Gentry	Johan Camargo
5/17	TOLEDO	W 16-8	Daniel Lynch	Jackson Reetz	Logan Porter	Clay Dungan	Nick Loftin	Angelo Castellano	Samad Taylor	Drew Waters	Ylber Gentry	Dairon Blanco
5/18	TOLEDO	W 9-0	Austin Cox	Logan Porter	CJ Alexander	Samad Taylor	Nick Loftin	Angelo Castellano	Tucker Bradley	Drew Waters	Ylber Gentry	Brewer Hicklen
5/19	TOLEDO	W 9-1	Daniel Mengden	Logan Porter	CJ Alexander	Clay Dungan	Nick Loftin	Angelo Castellano	Samad Taylor	Drew Waters	Ylber Gentry	Dairon Blanco
5/20	TOLEDO	W 9-1	Drew Parrish	Jackson Reetz	CJ Alexander	Samad Taylor	Nick Loftin	Angelo Castellano	Tucker Bradley	Dairon Blanco	Ylber Gentry	Brewer Hicklen
5/21	TOLEDO	W 8-4	Jonathan Heasley	Jackson Reetz	Logan Porter	Samad Taylor	Nick Loftin	Angelo Castellano	Tucker Bradley	Drew Waters	Ylber Gentry	Brewer Hicklen
5/23	@ St. Paul	W 6-1	Daniel Lynch	Logan Porter	Greyson Jenista	Clay Dungan	Nick Loftin	Angelo Castellano	Samad Taylor	Drew Waters	Ylber Gentry	Dairon Blanco
5/24	@ St. Paul	L 6-5	Anthony Veneziano	Jackson Reetz	Logan Porter	Nick Loftin	Angelo Castellano	Angelo Castellano	Dairon Blanco	Drew Waters	Ylber Gentry	Brewer Hicklen
5/25	@ St. Paul	L 8-6	Austin Cox	Logan Porter	Greyson Jenista	Nick Loftin	Angelo Castellano	Angelo Castellano	Dairon Blanco	Drew Waters	Ylber Gentry	Brewer Hicklen
5/26	@ St. Paul	L 8-6	Drew Parrish	Logan Porter	Jackson Reetz	Clay Dungan	Nick Loftin	Angelo Castellano	Samad Taylor	Dairon Blanco	Ylber Gentry	Brewer Hicklen
5/27	@ St. Paul	L 14-1	Jonathan Heasley	Logan Porter	Greyson Jenista	Samad Taylor	Johan Camargo	Angelo Castellano	Dairon Blanco	Nate Eaton	Ylber Gentry	Tucker Bradley
5/28	@ St. Paul	L 10-6	Max Castillo	Jackson Reetz	CJ Alexander	Johan Camargo	Nick Loftin	Clay Dungan	Brewer Hicklen	Samad Taylor	Ylber Gentry	Nate Eaton
5/30	MEMPHIS	W 7-6	Anthony Veneziano	Logan Porter	CJ Alexander	Samad Taylor	Nick Loftin	Johan Camargo	Dairon Blanco	Nate Eaton	Ylber Gentry	Brewer Hicklen
6/1	MEMPHIS	L 12-6	Austin Cox	Logan Porter	Johan Camargo	Samad Taylor	Nate Eaton	Clay Dungan	Dairon Blanco	Brewer Hicklen	Ylber Gentry	Dairon Blanco
6/2	MEMPHIS	W 10-9 (10)	Jonathan Heasley	Jackson Reetz	CJ Alexander	Nate Eaton	Johan Camargo	Angelo Castellano	Samad Taylor	Brewer Hicklen	Ylber Gentry	Logan Porter
6/3	MEMPHIS	L 4-2	Max Castillo	Jackson Reetz	Logan Porter	Samad Taylor	Nate Eaton	Angelo Castellano	Brewer Hicklen	Dairon Blanco	Ylber Gentry	Johan Camargo
6/4	MEMPHIS	L 6-3	Anthony Veneziano	Logan Porter	CJ Alexander	Samad Taylor	Johan Camargo	Clay Dungan	Tucker Bradley	Dairon Blanco	Nate Eaton	Ylber Gentry
6/6	@ Indianapolis	L 9-7	Daniel Mengden	Jackson Reetz	Logan Porter	Johan Camargo	Nate Eaton	Angelo Castellano	Samad Taylor	Dairon Blanco	Ylber Gentry	Tucker Bradley
6/7	@ Indianapolis	W 15-7	Jonathan Heasley	Logan Porter	CJ Alexander	Johan Camargo	Nate Eaton	Clay Dungan	Samad Taylor	Dairon Blanco	Ylber Gentry	Tucker Bradley
6/8	@ Indianapolis	W 6-2	Drew Parrish	Jackson Reetz	Logan Porter	Samad Taylor	Clay Dungan	Angelo Castellano	Brewer Hicklen	Dairon Blanco	Ylber Gentry	Dairon Blanco
6/9	@ Indianapolis	W 6-2	Max Castillo	Jackson Reetz	Logan Porter	Samad Taylor	Johan Camargo	Angelo Castellano	Brewer Hicklen	Dairon Blanco	Ylber Gentry	CJ Alexander
6/10	@ Indianapolis	W 6-2	Anthony Veneziano	Jackson Reetz	CJ Alexander	Samad Taylor	Johan Camargo	Angelo Castellano	Dairon Blanco	Drew Waters	Ylber Gentry	Brewer Hicklen
6/13	COLUMBUS	W 6-5	Jonathan Heasley	Jackson Reetz	Logan Porter	Samad Taylor	Johan Camargo	Angelo Castellano	John Rave	Kyle Isbel	Ylber Gentry	Brewer Hicklen
6/14	COLUMBUS	W 6-1	Alec Marsh	Logan Porter	Johan Camargo	Samad Taylor	Clay Dungan	Jermaine Palacios	Tucker Bradley	John Rave	Ylber Gentry	Matt Beatty
6/15	COLUMBUS	W 4-2	Max Castillo	Logan Porter	Matt Beatty	Samad Taylor	Angelo Castellano	Jermaine Palacios	John Rave	Kyle Isbel	Ylber Gentry	Brewer Hicklen
6/16	COLUMBUS	W 13-4	Anthony Veneziano	Logan Porter	Clay Dungan	Angelo Castellano	Angelo Castellano	Adeney Hechavaria	John Rave	Kyle Isbel	Ylber Gentry	Brewer Hicklen
6/17	COLUMBUS	L 4-1	Drew Parrish	Logan Porter	Adeney Hechavaria	Clay Dungan	Angelo Castellano	Adeney Hechavaria	John Rave	Kyle Isbel	Ylber Gentry	Brewer Hicklen
6/18	COLUMBUS	W 6-4	James McArthur	Logan Porter	Jose Briceño	Nate Eaton	Jermaine Palacios	Adeney Hechavaria	John Rave	Kyle Isbel	Ylber Gentry	Brewer Hicklen
6/20	@ Rochester	L 5-4	Alec Marsh	Logan Porter	Angelo Castellano	Nate Eaton	Clay Dungan	Adeney Hechavaria	John Rave	Kyle Isbel	Ylber Gentry	Brewer Hicklen
6/21	@ Rochester	W 7-3	Max Castillo	Logan Porter	Logan Porter	Clay Dungan	Jermaine Palacios	Adeney Hechavaria	Tucker Bradley	Nate Eaton	Ylber Gentry	Brewer Hicklen
6/22	@ Rochester	W 6-4	Jonathan Bowlan	Logan Porter	Angelo Castellano	Clay Dungan	Jermaine Palacios	Adeney Hechavaria	Tucker Bradley	Kyle Isbel	Nate Eaton	Brewer Hicklen
6/23	@ Rochester	W 4-2	Anthony Veneziano	Logan Porter	Angelo Castellano	Clay Dungan	Jermaine Palacios	Adeney Hechavaria	Tucker Bradley	Kyle Isbel	Ylber Gentry	Brewer Hicklen
6/24	@ Rochester	L 3-2	Ryan Yarbrough	Logan Porter	Jose Briceño	Angelo Castellano	Jermaine Palacios	Adeney Hechavaria	John Rave	Kyle Isbel	Ylber Gentry	Brewer Hicklen
6/25	@ Rochester	W 7-3	Alec Marsh	Logan Porter	Paxton Wallace	Clay Dungan	Jermaine Palacios	Adeney Hechavaria	Tucker Bradley	John Rave	Ylber Gentry	Kyle Isbel
6/28	IOWA	L 9-2	Angel Zerpa	Logan Porter	Angelo Castellano	Nate Eaton	Clay Dungan	Adeney Hechavaria	Tucker Bradley	John Rave	Ylber Gentry	Brewer Hicklen
6/29	IOWA	L 6-5	Ryan Yarbrough	Logan Porter	Angelo Castellano	Nate Eaton	Clay Dungan	Adeney Hechavaria	Tucker Bradley	John Rave	Ylber Gentry	Brewer Hicklen
6/30	IOWA	L 6-5	Max Castillo	Logan Porter	Jermaine Palacios	Michael Massey	Nate Eaton	Angelo Castellano	Tucker Bradley	John Rave	Ylber Gentry	Brewer Hicklen
7/2 [G1]	IOWA	W 11-1 (7)	Brad Keller	Logan Porter	Jose Briceño	Angelo Castellano	Michael Massey	Clay Dungan	Tucker Bradley	John Rave	Ylber Gentry	Brewer Hicklen
7/2 [G2]	IOWA	L 6-2 (7)	Cole Ragans	Logan Porter	Paxton Wallace	Clay Dungan	Jermaine Palacios	Angelo Castellano	John Rave	Nate Eaton	Ylber Gentry	Tucker Bradley
7/3	IOWA	L 3-1	Angel Zerpa	Logan Porter	Jermaine Palacios	Nate Eaton	Clay Dungan	Adeney Hechavaria	Tucker Bradley	John Rave	Ylber Gentry	Michael Massey
7/4	@ Gwinnett	L 8-7 (10)	Ryan Yarbrough	Logan Porter	Angelo Castellano	Clay Dungan	Jermaine Palacios	Adeney Hechavaria	Tucker Bradley	John Rave	Ylber Gentry	Brewer Hicklen
7/5	@ Gwinnett	W 9-6	Brad Keller	Logan Porter	Angelo Castellano	Samad Taylor	Nate Eaton	Adeney Hechavaria	Tucker Bradley	John Rave	Ylber Gentry	Brewer Hicklen
7/7	@ Gwinnett	W 8-1	James McArthur	Logan Porter	Angelo Castellano	Samad Taylor	Clay Dungan	Adeney Hechavaria	Nate Eaton	John Rave	Ylber Gentry	Tucker Bradley
7/9	@ Gwinnett	W 7-1	Cole Ragans	Logan Porter	Paxton Wallace	Samad Taylor	Jermaine Palacios	Adeney Hechavaria	Nate Eaton	John Rave	Ylber Gentry	Brewer Hicklen
7/14	INDIANAPOLIS	L 13-5	Angel Zerpa	Logan Porter	Angelo Castellano	Clay Dungan	Nate Eaton	Adeney Hechavaria	Tucker Bradley	John Rave	Ylber Gentry	Brewer Hicklen
7/15	INDIANAPOLIS	W 8-3	Austin Cox	Logan Porter	CJ Alexander	Angelo Castellano	Nick Loftin	Adeney Hechavaria	Nate Eaton	John Rave	Ylber Gentry	Brewer Hicklen
7/16	INDIANAPOLIS	L 11-4	Evan Sisk	Logan Porter	CJ Alexander	Clay Dungan	Nick Loftin	Adeney Hechavaria	Tucker Bradley	Nate Eaton	Ylber Gentry	Ylber Gentry
7/18	ST. PAUL	L 1-0	Anthony Veneziano	Logan Porter	CJ Alexander	Nate Eaton	Nick Loftin	Angelo Castellano	Tucker Bradley	John Rave	Ylber Gentry	Clay Dungan
7/19	ST. PAUL	W 9-4	Jonathan Bowlan	Logan Porter	CJ Alexander	Samad Taylor	Nick Loftin	Adeney Hechavaria	Nate Eaton	John Rave	Ylber Gentry	Matt Beatty
7/20	ST. PAUL	L 6-5	Angel Zerpa	Logan Porter	Matt Beatty	Samad Taylor	Jermaine Palacios	Adeney Hechavaria	Brewer Hicklen	Nate Eaton	Ylber Gentry	Nick Loftin
7/21	ST. PAUL	W 5-4	Cole Ragans	Logan Porter	CJ Alexander	Samad Taylor	Clay Dungan	Adeney Hechavaria	Nate Eaton	John Rave	Ylber Gentry	Tucker Bradley
7/22	ST. PAUL	W 8-5	Max Castillo	Logan Porter	Matt Beatty	Samad Taylor	Nick Loftin	Adeney Hechavaria	John Rave	Nate Eaton	Ylber Gentry	Brewer Hicklen
7/23	ST. PAUL	L 2-1	Anthony Veneziano	Logan Porter	CJ Alexander	Samad Taylor	Nick Loftin	Adeney Hechavaria	Tucker Bradley	John Rave	Ylber Gentry	Clay Dungan
7/25	@ Columbus	L 10-2	Jonathan Bowlan	Logan Porter	CJ Alexander	Samad Taylor	Nick Loftin	Adeney Hechavaria	John Rave	Nate Eaton	Ylber Gentry	Tucker Bradley
7/26	@ Columbus	W 5-2	Angel Zerpa	Logan Porter	Jermaine Palacios	Samad Taylor	Clay Dungan	Angelo Castellano	Brewer Hicklen	John Rave	Nate Eaton	CJ Alexander
7/27	@ Columbus	W 5-2	Cole Ragans	Logan Porter	CJ Alexander	Samad Taylor	Nick Loftin	Adeney Hechavaria	Tucker Bradley	Nate Eaton	Ylber Gentry	John Rave
7/28	@ Columbus	W 7-6	Max Castillo	Logan Porter	CJ Alexander	Samad Taylor	Nick Loftin	Adeney Hechavaria	Ylber Gentry	Nate Eaton	Ylber Gentry	John Rave
7/29	@ Columbus	W 6-3	Anthony Veneziano	Logan Porter	Matt Beatty	Samad Taylor	Angelo Castellano	Adeney Hechavaria	Nate Eaton	John Rave	Ylber Gentry	Tucker Bradley
7/30	@ Columbus	W 7-5	Jonathan Bowlan	Logan Porter	Angelo Castellano	Nick Loftin	Clay Dungan	Adeney Hechavaria	Brewer Hicklen	Nate Eaton	Ylber Gentry	Matt Beatty
8/1	@ Louisville	L 3-2	Evan Sisk	Logan Porter	CJ Alexander	Nick Loftin	Clay Dungan	Adeney Hechavaria	Nate Eaton	John Rave	Ylber Gentry	Tucker Bradley
8/2	@ Louisville	L 5-4	Max Castillo	Logan Porter	CJ Alexander	Nick Loftin	Clay Dungan	Adeney Hechavaria	Nate Eaton	John Rave	Ylber Gentry	Tucker Bradley
8/3	@ Louisville	L 11-2	Drew Parrish	Logan Porter	Devin Mann	Nick Loftin	Clay Dungan	Adeney Hechavaria	Nelson Velazquez	Nate Eaton	Ylber Gentry	John Rave
8/4	@ Louisville	L 7-3	Anthony Veneziano	Logan Porter	CJ Alexander	Devin Mann	Clay Dungan	Angelo Castellano	Nick Loftin	John Rave	Ylber Gentry	Nelson Velazquez
8/5	@ Louisville	L 5-1	Jonathan Bowlan	Logan Porter	CJ Alexander	Nick Loftin	Devin Mann	Angelo Castellano	Brewer Hicklen	Nelson Velazquez	Ylber Gentry	Tucker Bradley
8/6	@ Louisville	L 5-1	Evan Sisk	Logan Porter	Angelo Castellano	Nick Loftin	Clay Dungan	Adeney Hechavaria	Devin Mann	John Rave	Ylber Gentry	Nate Eaton
8/8	IOWA	L 8-2	Max Castillo	Logan Porter	Devin Mann	Nick Loftin	Clay Dungan	Adeney Hechavaria	Nelson Velazquez	John Rave	Ylber Gentry	Nate Eaton
8/9	IOWA	L 10-1	Drew Parrish	Logan Porter	CJ Alexander	Devin Mann	Nick Loftin	Adeney Hechavaria	Nelson Velazquez	John Rave	Ylber Gentry	Tucker Bradley
8/10	IOWA	L 7-3	Anthony Veneziano	Logan Porter	Jose Briceño	Nick Loftin	Angelo Castellano	Adeney Hechavaria	Devin Mann	Nate Eaton	Brewer Hicklen	



DATE	OPPONENT	RESULT	1	2	3	4	5	6	7	8	9
3/31	@ Indianapolis	W, 8-6	Samad Taylor	Maikel Garcia	Nick Pratto	Tyler Gentry	CJ Alexander	Nick Loftin	Freddy Fermin	Dairon Blanco	Tucker Bradley
4/1	@ Indianapolis	W, 12-1	Samad Taylor	Maikel Garcia	Nick Pratto	Tyler Gentry	CJ Alexander	Nick Loftin	Freddy Fermin	Dairon Blanco	Tucker Bradley
4/2	@ Indianapolis	W, 8-3	Samad Taylor	Maikel Garcia	Nick Pratto	Tyler Gentry	CJ Alexander	Nick Loftin	Freddy Fermin	Dairon Blanco	Tucker Bradley
4/4	TOLEDO	L, 9-2	Samad Taylor	Maikel Garcia	Nick Pratto	Tyler Gentry	Nick Loftin	CJ Alexander	Freddy Fermin	Dairon Blanco	Tucker Bradley
4/5	TOLEDO	L, 7-6	Samad Taylor	Maikel Garcia	Nick Pratto	Tyler Gentry	Nick Loftin	CJ Alexander	Freddy Fermin	Dairon Blanco	Tucker Bradley
4/6	TOLEDO	L, 8-5	Samad Taylor	Maikel Garcia	Nick Pratto	Tyler Gentry	Nick Loftin	CJ Alexander	Freddy Fermin	Dairon Blanco	Tucker Bradley
4/7	TOLEDO	W, 9-4	Samad Taylor	Maikel Garcia	Nick Pratto	Tyler Gentry	CJ Alexander	Freddy Fermin	Dairon Blanco	Tucker Bradley	Tucker Bradley
4/8	TOLEDO	W, 13-8	Samad Taylor	Maikel Garcia	Nick Pratto	Tyler Gentry	CJ Alexander	Freddy Fermin	Dairon Blanco	Tucker Bradley	Tucker Bradley
4/9	TOLEDO	L, 8-2	Samad Taylor	Maikel Garcia	Nick Pratto	Tyler Gentry	Nick Loftin	CJ Alexander	Freddy Fermin	Dairon Blanco	Tucker Bradley
4/11	@ Iowa	L, 9-6	Samad Taylor	Maikel Garcia	Nick Pratto	Tyler Gentry	Nick Loftin	CJ Alexander	Freddy Fermin	Dairon Blanco	Tucker Bradley
4/12	@ Iowa	W, 10-5	Samad Taylor	Maikel Garcia	Nick Pratto	Tyler Gentry	Nick Loftin	CJ Alexander	Freddy Fermin	Dairon Blanco	Tucker Bradley
4/13	@ Iowa	L, 14-1	Samad Taylor	Maikel Garcia	Nick Pratto	Tyler Gentry	Nick Loftin	CJ Alexander	Freddy Fermin	Dairon Blanco	Tucker Bradley
4/14	@ Iowa	W, 11-8	Samad Taylor	Maikel Garcia	Nick Pratto	Tyler Gentry	Nick Loftin	CJ Alexander	Freddy Fermin	Dairon Blanco	Tucker Bradley
4/18	WINNETT	L, 4-1	Samad Taylor	Maikel Garcia	Nick Loftin	Tyler Gentry	Nick Loftin	CJ Alexander	Freddy Fermin	Dairon Blanco	Tucker Bradley
4/19	@ WINNETT	L, 6-2	Samad Taylor	Nick Loftin	Tyler Gentry	Nick Loftin	CJ Alexander	Freddy Fermin	Dairon Blanco	Tucker Bradley	Tucker Bradley
4/20	@ WINNETT	L, 7-3	Samad Taylor	Maikel Garcia	Tyler Gentry	Nick Loftin	CJ Alexander	Freddy Fermin	Dairon Blanco	Tucker Bradley	Tucker Bradley
4/21	WINNETT	L, 5-2	Samad Taylor	Maikel Garcia	Tyler Gentry	Nick Loftin	CJ Alexander	Freddy Fermin	Dairon Blanco	Tucker Bradley	Tucker Bradley
4/22	WINNETT	W, 5-3	Dairon Blanco	Maikel Garcia	Tyler Gentry	Nick Pratto	CJ Alexander	Jackson Reetz	Tucker Bradley	Dairon Blanco	Tucker Bradley
4/23	@ Nashville	L, 4-2	Samad Taylor	Maikel Garcia	Tyler Gentry	Nick Loftin	CJ Alexander	Jackson Reetz	Tucker Bradley	Dairon Blanco	Tucker Bradley
4/26	@ Nashville	L, 5-0	Samad Taylor	Maikel Garcia	Tyler Gentry	Nick Pratto	CJ Alexander	Jackson Reetz	Tucker Bradley	Dairon Blanco	Tucker Bradley
4/27	@ Nashville	W, 2-1	Samad Taylor	Maikel Garcia	Tyler Gentry	Nick Pratto	Nick Loftin	CJ Alexander	Jackson Reetz	Tucker Bradley	Dairon Blanco
4/28	@ Nashville	L, 4-3	Samad Taylor	Maikel Garcia	Tyler Gentry	Logan Porter	Nick Eaton	Brewer Hicklen	Dairon Blanco	Tucker Bradley	Tucker Bradley
4/29	@ Nashville	L, 6-2 (10)	Samad Taylor	Maikel Garcia	Nate Eaton	Freddy Fermin	CJ Alexander	Jackson Reetz	Tucker Bradley	Dairon Blanco	Tucker Bradley
5/2	LOUISVILLE	L, 10-4	Samad Taylor	Nate Eaton	Tyler Gentry	Logan Porter	Nick Loftin	CJ Alexander	Brewer Hicklen	Dairon Blanco	Tucker Bradley
5/3	LOUISVILLE	L, 7-4	Samad Taylor	Nate Eaton	Tyler Gentry	Logan Porter	Nick Loftin	CJ Alexander	Brewer Hicklen	Dairon Blanco	Tucker Bradley
5/4	LOUISVILLE	L, 12-10	Samad Taylor	CJ Alexander	Tyler Gentry	Logan Porter	Nick Loftin	CJ Alexander	Brewer Hicklen	Dairon Blanco	Tucker Bradley
5/5	LOUISVILLE	W, 11-9	Samad Taylor	Nick Loftin	Tyler Gentry	Logan Porter	Nick Eaton	Brewer Hicklen	Dairon Blanco	Tucker Bradley	Tucker Bradley
5/6	LOUISVILLE	L, 4-3	Samad Taylor	Nick Loftin	Tyler Gentry	Logan Porter	Nick Eaton	Brewer Hicklen	Dairon Blanco	Tucker Bradley	Tucker Bradley
5/9	@ Scranton/WB	L, 14-2	Drew Waters	Samad Taylor	Tyler Gentry	Logan Porter	Nick Loftin	CJ Alexander	Brewer Hicklen	Dairon Blanco	Tucker Bradley
5/11	@ Scranton/WB	W, 4-3 (11)	Drew Waters	Samad Taylor	Nick Loftin	Tyler Gentry	Nick Loftin	CJ Alexander	Brewer Hicklen	Dairon Blanco	Tucker Bradley
5/12	@ Scranton/WB	L, 8-6	Drew Waters	Samad Taylor	Tyler Gentry	CJ Alexander	Jackson Reetz	Tucker Bradley	Dairon Blanco	Tucker Bradley	Tucker Bradley
5/13	@ Scranton/WB	L, 8-6	Drew Waters	Samad Taylor	Tyler Gentry	Nick Loftin	CJ Alexander	Brewer Hicklen	Dairon Blanco	Tucker Bradley	Tucker Bradley
5/14	@ Scranton/WB	W, 6-3	Samad Taylor	Nick Loftin	Tyler Gentry	CJ Alexander	Jackson Reetz	Tucker Bradley	Dairon Blanco	Tucker Bradley	Tucker Bradley
5/16	TOLEDO	W, 16-8	Drew Waters	Samad Taylor	Tyler Gentry	Logan Porter	Nick Loftin	CJ Alexander	Brewer Hicklen	Dairon Blanco	Tucker Bradley
5/17	TOLEDO	W, 9-0	Drew Waters	Nicky Lopez	Samad Taylor	Tyler Gentry	CJ Alexander	Nick Loftin	CJ Alexander	Brewer Hicklen	Dairon Blanco
5/18	TOLEDO	W, 9-0	Drew Waters	Nicky Lopez	Samad Taylor	Tyler Gentry	CJ Alexander	Nick Loftin	CJ Alexander	Brewer Hicklen	Dairon Blanco
5/19	TOLEDO	W, 9-1	Drew Waters	Samad Taylor	Tyler Gentry	CJ Alexander	Nick Loftin	CJ Alexander	Brewer Hicklen	Dairon Blanco	Tucker Bradley
5/20	TOLEDO	W, 7-1	Drew Waters	Samad Taylor	Tyler Gentry	Samad Taylor	Nick Loftin	CJ Alexander	Brewer Hicklen	Dairon Blanco	Tucker Bradley
5/21	TOLEDO	W, 8-4	Drew Waters	Samad Taylor	Nick Loftin	Logan Porter	Brewer Hicklen	Jackson Reetz	Dairon Blanco	Tucker Bradley	Tucker Bradley
5/22	@ St. Paul	L, 6-1	Drew Waters	Samad Taylor	Tyler Gentry	Logan Porter	Greyson Jenista	Dairon Blanco	Tucker Bradley	Dairon Blanco	Tucker Bradley
5/24	@ St. Paul	L, 6-5	Drew Waters	Samad Taylor	Nick Loftin	Tyler Gentry	Logan Porter	Brewer Hicklen	Dairon Blanco	Tucker Bradley	Tucker Bradley
5/25	@ St. Paul	L, 8-6	Samad Taylor	Nick Loftin	Tyler Gentry	Logan Porter	Greyson Jenista	Dairon Blanco	Tucker Bradley	Dairon Blanco	Tucker Bradley
5/26	@ St. Paul	L, 6-4	Samad Taylor	Nick Loftin	Tyler Gentry	Logan Porter	Brewer Hicklen	Dairon Blanco	Tucker Bradley	Dairon Blanco	Tucker Bradley
5/27	@ St. Paul	L, 14-1	Samad Taylor	Nate Eaton	Tyler Gentry	Logan Porter	Dairon Blanco	Johan Camargo	Greyson Jenista	Dairon Blanco	Tucker Bradley
5/28	@ St. Paul	L, 10-6	Samad Taylor	Nate Eaton	Tyler Gentry	Nick Loftin	CJ Alexander	Brewer Hicklen	Greyson Jenista	Dairon Blanco	Tucker Bradley
5/30	MEMPHIS	L, 12-6	Samad Taylor	Nate Eaton	Tyler Gentry	Nick Loftin	Logan Porter	Dairon Blanco	Jackson Reetz	Dairon Blanco	Tucker Bradley
6/1	MEMPHIS	L, 9-5	Samad Taylor	Nate Eaton	Tyler Gentry	CJ Alexander	Johan Camargo	Dairon Blanco	Jackson Reetz	Dairon Blanco	Tucker Bradley
6/2	MEMPHIS	W, 10-9 (10)	Dairon Blanco	Nate Eaton	Tyler Gentry	CJ Alexander	Johan Camargo	Logan Porter	Brewer Hicklen	Dairon Blanco	Tucker Bradley
6/3	MEMPHIS	L, 4-2	Dairon Blanco	Samad Taylor	Tyler Gentry	Johan Camargo	Nate Eaton	Logan Porter	Jackson Reetz	Dairon Blanco	Tucker Bradley
6/4	MEMPHIS	L, 6-5	Dairon Blanco	Samad Taylor	Tyler Gentry	Nate Eaton	Nate Eaton	Logan Porter	Brewer Hicklen	Dairon Blanco	Tucker Bradley
6/6	@ Indianapolis	W, 9-7	Dairon Blanco	Samad Taylor	Tyler Gentry	Johan Camargo	Nate Eaton	Logan Porter	Brewer Hicklen	Dairon Blanco	Tucker Bradley
6/8	@ Indianapolis	W, 15-7	Dairon Blanco	Samad Taylor	Tyler Gentry	Logan Porter	CJ Alexander	Brewer Hicklen	Clay Dungan	Dairon Blanco	Tucker Bradley
6/9	@ Indianapolis	W, 6-2	Dairon Blanco	Samad Taylor	Tyler Gentry	Johan Camargo	CJ Alexander	Brewer Hicklen	Jackson Reetz	Dairon Blanco	Tucker Bradley
6/10	@ Indianapolis	W, 11-4	Dairon Blanco	Samad Taylor	Tyler Gentry	Johan Camargo	Nate Eaton	Brewer Hicklen	Jackson Reetz	Dairon Blanco	Tucker Bradley
6/13	COLUMBUS	W, 6-5	Samad Taylor	Kyle Isbel	Tyler Gentry	Johan Camargo	Logan Porter	Brewer Hicklen	Jackson Reetz	Dairon Blanco	Tucker Bradley
6/14	COLUMBUS	W, 6-1	Samad Taylor	Kyle Isbel	Tyler Gentry	Johan Camargo	Logan Porter	Matt Beatz	Clay Dungan	Dairon Blanco	Tucker Bradley
6/15	COLUMBUS	W, 4-2	Samad Taylor	Kyle Isbel	Tyler Gentry	Matt Beatz	Logan Porter	John Rave	Brewer Hicklen	Dairon Blanco	Tucker Bradley
6/17	COLUMBUS	W, 13-4	Brewer Hicklen	Kyle Isbel	Tyler Gentry	John Rave	Brewer Hicklen	Clay Dungan	Adeney Hechavaria	Dairon Blanco	Tucker Bradley
6/18	COLUMBUS	W, 6-4	Nate Eaton	Kyle Isbel	Tyler Gentry	Logan Porter	Johan Camargo	Brewer Hicklen	Jermaine Palacios	Dairon Blanco	Tucker Bradley
6/20	@ Rochester	L, 5-4	Nate Eaton	Kyle Isbel	Tyler Gentry	Logan Porter	Johan Camargo	Brewer Hicklen	Clay Dungan	Dairon Blanco	Tucker Bradley
6/21	@ Rochester	W, 7-3	Brewer Hicklen	Clay Dungan	Tyler Gentry	Logan Porter	Nate Eaton	Jermaine Palacios	Adeney Hechavaria	Dairon Blanco	Tucker Bradley
6/22	@ Rochester	W, 5-4	Brewer Hicklen	Kyle Isbel	Tyler Gentry	Clay Dungan	Jermaine Palacios	Adeney Hechavaria	Adeney Hechavaria	Dairon Blanco	Tucker Bradley
6/23	@ Rochester	W, 4-2	Brewer Hicklen	Kyle Isbel	Tyler Gentry	Logan Porter	Clay Dungan	Jermaine Palacios	Adeney Hechavaria	Dairon Blanco	Tucker Bradley
6/24	@ Rochester	L, 3-2	Brewer Hicklen	Kyle Isbel	Tyler Gentry	Logan Porter	John Rave	Adeney Hechavaria	Jermaine Palacios	Dairon Blanco	Tucker Bradley
6/28	DWA	W, 7-3	John Rave	Kyle Isbel	Tyler Gentry	Logan Porter	Clay Dungan	Adeney Hechavaria	Jermaine Palacios	Dairon Blanco	Tucker Bradley
6/29	IOWA	W, 8-3	Brewer Hicklen	John Rave	Logan Porter	Nate Eaton	Tyler Gentry	Adeney Hechavaria	Jermaine Palacios	Dairon Blanco	Tucker Bradley
6/30	IOWA	W, 11-1 (7)	Brewer Hicklen	Michael Massey	John Rave	Tyler Gentry	Tucker Bradley	Nate Eaton	Jermaine Palacios	Dairon Blanco	Tucker Bradley
7/2 [61]	IOWA	W, 11-1 (7)	Brewer Hicklen	Michael Massey	John Rave	Nate Eaton	Tucker Bradley	Adeney Hechavaria	Clay Dungan	Dairon Blanco	Tucker Bradley
7/3 [62]	IOWA	L, 6-2 (7)	John Rave	Tucker Bradley	Logan Porter	Nate Eaton	Tucker Bradley	Adeney Hechavaria	Clay Dungan	Dairon Blanco	Tucker Bradley
7/4	@ Gwinnett	L, 3-1	John Rave	Logan Porter	Michael Massey	Nate Eaton	Tucker Bradley	Adeney Hechavaria	Clay Dungan	Dairon Blanco	Tucker Bradley
7/5	@ Gwinnett	L, 8-7 (10)	Tucker Bradley	John Rave	Logan Porter	Brewer Hicklen	Clay Dungan	Tyler Gentry	Jermaine Palacios	Dairon Blanco	Tucker Bradley
7/6	@ Gwinnett	L, 9-6	Samad Taylor	John Rave	Logan Porter	Nate Eaton	Tucker Bradley	Tyler Gentry	Adeney Hechavaria	Dairon Blanco	Tucker Bradley
7/7	@ Gwinnett	L, 7-1	Samad Taylor	John Rave	Logan Porter	Nate Eaton	Tucker Bradley	Tyler Gentry	Adeney Hechavaria	Dairon Blanco	Tucker Bradley
7/9	@ Gwinnett	L, 8-1	Clay Dungan	Nate Eaton	Logan Porter	Logan Porter	Tucker Bradley	Tyler Gentry	Adeney Hechavaria	Dairon Blanco	Tucker Bradley
7/14	INDIANAPOLIS	L, 13-5	Clay Dungan	Nate Eaton	Logan Porter	Tucker Bradley	Tucker Bradley	Tyler Gentry	Brewer Hicklen	Dairon Blanco	Tucker Bradley
7/15	INDIANAPOLIS	W, 8-3	Brewer Hicklen	John Rave	Nick Loftin	Logan Porter	CJ Alexander	Nate Eaton	Tyler Gentry	Dairon Blanco	Tucker Bradley
7/16	@ INDIANAPOLIS	L, 7-1	Clay Dungan	Nick Loftin	CJ Alexander	Logan Porter	Nate Eaton	Tucker Bradley	Tyler Gentry	Dairon Blanco	Tucker Bradley
7/18	ST. PAUL	W, 1-0	Tucker Bradley	Nick Loftin	Logan Porter	Logan Porter	CJ Alexander	Nate Eaton	Tyler Gentry	Dairon Blanco	Tucker Bradley
7/19	ST. PAUL	L, 9-4	Samad Taylor	Matt Beatz	Logan Porter	Logan Porter	CJ Alexander	Nick Loftin	Nate Eaton	Dairon Blanco	Tucker Bradley
7/20	ST. PAUL	L, 6-5	Samad Taylor	Matt Beatz	Nick Loftin	Logan Porter	Nate Eaton	Tyler Gentry	Brewer Hicklen	Dairon Blanco	Tucker Bradley
7/21	ST. PAUL	W, 5-4	Samad Taylor	John Rave	Logan Porter	CJ Alexander	Nate Eaton	Tucker Bradley	Tyler Gentry	Dairon Blanco	Tucker Bradley
7/22	ST. PAUL	L, 9-5	Samad Taylor	Matt Beatz	Nick Loftin	Logan Porter	Nate Eaton	Tucker Bradley	Tyler Gentry	Dairon Blanco	Tucker Bradley
7/23	ST. PAUL	W, 3-1	Samad Taylor	John Rave	Nick Loftin	Logan Porter	John Rave	CJ Alexander	Tyler Gentry	Dairon Blanco	Tucker Bradley
7/25	@ Columbus	L, 10-2	Samad Taylor	Tucker Bradley	Logan Porter	John Rave	Nate Eaton	CJ Alexander	Nick Loftin	Dairon Blanco	Tucker Bradley
7/26	@ Columbus	W, 5-2	Samad Taylor	John Rave	Nate Eaton	CJ Alexander	Brewer Hicklen	Clay Dungan	Angel Castellano	Dairon Blanco	Tucker Bradley
7/27	@ Columbus	L, 7-6	Samad Taylor	Matt Beatz	Nick Loftin	Logan Porter	Nate Eaton	Tucker Bradley	Tyler Gentry	Dairon Blanco	Tucker Bradley
7/28	@ Columbus	W, 7-6	Clay Dungan	Matt Beatz	Nick Loftin	Logan Porter	John Rave	Nate Eaton	Tucker Bradley	Dairon Blanco	Tucker Bradley
7/29	@ Columbus	L, 6-3	Nate Eaton	Matt Beatz	Nick Loftin	Logan Porter	Tyler Gentry	Tucker Bradley	Adeney Hechavaria	Dairon Blanco	Tucker Bradley
7/30	@ Columbus	W, 7-5	Clay Dungan	Matt Beatz	Nick Loftin	Logan Porter	Nate Eaton	Tucker Bradley	Adeney Hechavaria	Dairon Blanco	Tucker Bradley
8/1	@ Louisville	L, 3-2	John Rave	Tucker Bradley	Nick Loftin	Logan Porter	Nate Eaton	Tyler Gentry	CJ Alexander	Dairon Blanco	Tucker Bradley
8/2	@ Louisville	L, 7-1	John Rave	Nick Loftin	Nelson Velazquez	Logan Porter	Nate Eaton	CJ Alexander	Tyler Gentry	Dairon Blanco	Tucker Bradley
8/4	@ Louisville	L, 11-2	John Rave	Nick Loftin	Nelson Velazquez	Devin Mann	Logan Porter	Nate Eaton	Clay Dungan	Dairon Blanco	Tucker Bradley
8/5	@ Louisville	L, 8-3	John Rave	Nick Loftin	Clay Dungan	Devin Mann	Nelson Velazquez	Tyler Gentry	CJ Alexander	Dairon Blanco	Tucker Bradley
8/6	@ Louisville	L, 5-1	Tucker Bradley	Nick Loftin	Devin Mann	Nelson Velazquez	Logan Porter	Tyler Gentry	CJ Alexander	Dairon Blanco	Tucker Bradley
8/7	@ Louisville	L, 6-4	Clay Dungan	Nick Loftin	Devin Mann	Tyler Gentry	John Rave	Nate Eaton	Adeney Hechavaria	Dairon Blanco	Tucker Bradley
8/8	IOWA	L, 8-2	John Rave	Nick Loftin	Devin Mann	Tyler Gentry	Logan Porter	Nelson Velazquez	Nate Eaton	Dairon Blanco	Tucker Bradley
8/9	IOWA	L, 20-1	John Rave	Nick Loftin	Devin Mann	Tyler Gentry	Logan Porter	Nelson Velazquez	CJ Alexander	Dairon Blanco	Tucker Bradley
8/10	IOWA	L, 7-3	Brewer Hicklen	Nick Loftin	Devin Mann	Tyler Gentry	Logan Porter	Nate Eaton	Adeney Hechavaria	Dairon Blanco	Tucker Bradley
8/11	IOWA	L, 10-1	John Rave	Nick Loftin	Devin Mann	Tyler Gentry	Logan Porter	CJ Alexander	Tucker Bradley	Dairon Blanco	Tucker Bradley
8/12	IOWA	L, 7-4	Clay Dungan	Nick Loftin	Devin Mann	Tyler Gentry	Logan Porter	Brewer Hicklen	Tucker Bradley	Dairon Blanco	Tucker Bradley
8/15	@ Toledo	W, 11-8	Bubba Thompson	Edward Olivares	Nick Loftin	Devin Mann	John Rave	Tyler Gentry	Logan Porter	Nate Eaton	Dairon Blanco
8/16	@ Toledo	L, 8-2	Bubba Thompson	Edward Olivares	Nick Loftin	Devin Mann	Nick Pratto	Tyler Gentry	Logan Porter	Nate Eaton	Dairon Blanco
8/17	@ Toledo	L, 4-2	Bubba Thompson	Edward Olivares	Nick Loftin	Nick Pratto	Devin Mann	John Rave	Nate Eaton	Dairon Blanco	Tucker Bradley
8/18	@ Toledo	L, 7-1	Clay Dungan	Edward Olivares	Nick Loftin	Nate Eaton	Tyler Gentry	John Rave	Nate Eaton	Dairon Blanco	Tucker Bradley
8/19	@ Toledo	W, 5-3	Bubba Thompson	Devin Mann	Nick Pratto	Nick Pratto	John Rave	Nate Eaton	Logan Porter	Clay Dungan	Dairon Blanco
8/20	@ Toledo	L, 3-0	Bubba Thompson	Edward Olivares	Nick Pratto	Nick Loftin	Devin Mann	Tyler Gentry	Nate Eaton	Dairon Blanco	Tucker Bradley
8/22	ST. PAUL										
8/23	ST. PAUL										
8/24	ST. PAUL										
8/25	ST. PAUL										
8/26	ST. PAUL										
8/27	ST. PAUL										
8/29	LOUISVILLE										
8/30	LOUISVILLE										
8/31	LOUISVILLE										
9/1	LOUISVILLE										
9/2	LOUISVILLE										
9/3	LOUISVILLE										
9/5	@ Iowa										
9/6	@ Iowa										
9/7	@ Iowa										
9/8	@ Iowa										
9/9	@ Iowa										
9/10	@ Iowa										
9/12	INDIANAPOLIS										
9/13	INDIANAPOLIS										
9/14	INDIANAPOLIS										
9/15	INDIANAPOLIS										
9/16	INDIANAPOLIS										
9/17</											

DATE	OPPONENT	RESULT	IP	H	R	ER	BB	SO	2B	3B	HR	TB	AVG	WHIP	WP	BK	HB	GIDP	IBB	TBF	SV	SVO	ERA (SEASON)	
3/31	@ Indianapolis	W 8-6	9.0	11	6	6	2	7	4	0	1	18	(.297)	(1.44)	0	1	2	1	0	40	1	1	6.00	
4/1	@ Indianapolis	W 12-1	9.0	5	3	3	2	8	4	0	0	16	(.185)	(0.78)	0	0	1	0	0	31	0	0	3.50	
4/2	@ Indianapolis	W 8-3	9.0	11	3	3	5	10	1	1	1	17	(.314)	(1.78)	0	0	0	3	0	40	0	0	3.33	
4/4	TOLEDO	L 9-2	9.0	12	9	9	6	5	10	3	0	17	(.324)	(1.78)	0	0	0	1	0	41	0	0	4.75	
4/5	TOLEDO	L 7-6	9.0	12	7	7	6	5	10	3	0	18	(.316)	(1.89)	1	0	0	2	0	43	0	1	5.00	
4/6	TOLEDO	L 8-5	9.0	10	8	8	8	12	3	0	3	22	(.286)	(2.00)	0	0	0	1	0	44	0	0	5.50	
4/7	TOLEDO	W 9-4	9.0	9	4	4	4	5	8	0	2	16	(.250)	(1.56)	1	0	1	0	0	42	0	0	5.29	
4/8	TOLEDO	W 13-8	9.0	13	8	7	4	8	2	0	0	15	(.317)	(1.89)	0	1	2	1	0	47	0	0	5.50	
4/9	TOLEDO	L 8-2	9.0	13	8	6	4	10	2	0	3	24	(.317)	(1.89)	0	0	1	1	0	46	0	0	5.56	
4/11	@ Iowa	L 9-6	8.0	7	9	9	6	9	10	2	0	16	(.266)	(1.75)	0	0	1	0	0	39	0	0	5.97	
4/12	@ Iowa	W 10-6	9.0	8	6	6	2	10	2	1	2	18	(.235)	(1.11)	0	0	1	1	0	37	0	0	5.97	
4/13	@ Iowa	L 14-1	9.0	15	14	12	4	8	7	0	2	28	(.375)	(2.38)	0	0	2	0	0	46	0	0	6.54	
4/14	@ Iowa	W 11-8	9.0	11	8	7	4	14	2	0	2	19	(.297)	(1.67)	1	0	2	0	1	45	1	1	6.57	
4/18	GWINNETT	L 4-1	9.0	7	4	4	6	9	0	1	0	8	(.207)	(1.33)	0	0	0	3	0	39	0	0	6.39	
4/19	GWINNETT	L 9-3	9.0	10	6	6	9	3	2	0	0	19	(.286)	(1.22)	0	0	0	1	1	36	0	0	5.99	
4/20	GWINNETT	L 9-3	9.0	10	9	6	5	7	1	1	1	16	(.286)	(1.67)	2	0	0	1	0	41	0	0	6.34	
4/21	GWINNETT	L 7-3	9.0	11	7	4	4	8	4	0	1	18	(.297)	(1.67)	4	1	0	2	0	42	0	0	6.20	
4/22	GWINNETT	L 5-2	9.0	10	5	4	5	5	1	0	1	14	(.294)	(1.67)	0	0	2	1	0	42	0	0	6.08	
4/23	@ Nashville	W 5-3	9.0	8	3	3	3	5	7	2	0	10	(.229)	(1.22)	2	0	0	1	0	39	1	1	5.91	
4/25	@ Nashville	L 8-3	8.0	11	8	8	3	5	2	1	2	21	(.333)	(2.25)	0	0	0	0	0	38	0	0	6.05	
4/26	@ Nashville	L 5-0	8.0	11	5	5	3	5	3	0	1	17	(.333)	(1.75)	0	0	0	0	0	37	0	0	6.03	
4/27	@ Nashville	W 2-1	9.0	6	1	1	5	10	1	0	0	8	(.200)	(1.22)	0	0	1	1	0	36	1	1	5.80	
4/28	@ Nashville	L 4-3	8.2	7	4	3	4	7	1	0	0	8	(.233)	(1.27)	0	0	1	0	3	34	0	1	5.68	
4/29	@ Nashville	L 6-5 (10)	9.1	13	6	5	9	7	2	0	0	18	(.325)	(2.04)	0	0	1	0	0	48	0	1	5.84	
4/30	@ Nashville	W 10-6	9.0	9	6	6	5	9	1	0	1	13	(.257)	(1.56)	3	0	1	0	0	42	0	1	5.66	
5/2	LOUISVILLE	L 10-4	9.0	14	10	10	5	8	1	0	1	18	(.368)	(2.11)	3	0	0	0	0	45	0	0	5.83	
5/3	LOUISVILLE	L 7-4	9.0	11	7	6	4	10	0	0	3	20	(.306)	(1.67)	0	0	1	1	0	41	0	0	5.84	
5/4	LOUISVILLE	L 12-10	9.0	13	12	10	3	12	10	3	1	34	(.333)	(1.89)	0	0	1	1	0	43	0	0	5.84	
5/5	LOUISVILLE	W 6-2	9.0	7	2	2	3	8	1	0	1	11	(.219)	(1.11)	0	0	0	0	0	36	1	1	5.85	
5/6	LOUISVILLE	W 11-9	9.0	13	9	9	3	9	4	0	2	23	(.342)	(1.78)	0	0	1	0	0	42	1	1	5.95	
5/7	LOUISVILLE	L 4-3	8.0	6	4	4	7	10	2	0	1	11	(.188)	(1.44)	1	1	0	0	0	39	0	1	5.89	
5/9	@ Scranton/WB	L 14-2	8.0	18	14	13	5	6	4	0	4	34	(.486)	(2.88)	0	0	2	4	0	45	0	0	6.14	
5/10	@ Scranton/WB	L 4-3	8.0	4	4	4	8	9	1	0	0	8	(.160)	(1.50)	0	0	0	0	0	34	0	0	6.09	
5/11	@ Scranton/WB	W 4-3 (11)	11.0	8	3	3	6	15	3	0	0	11	(.216)	(1.27)	1	0	1	1	2	44	0	1	5.96	
5/12	@ Scranton/WB	W 3-2	9.0	4	2	2	5	8	0	0	1	7	(.133)	(1.00)	0	0	0	0	0	35	1	1	5.85	
5/13	@ Scranton/WB	L 8-6	8.1	10	8	8	7	7	1	0	2	17	(.333)	(2.04)	1	0	1	2	0	38	0	1	5.92	
5/14	@ Scranton/WB	L 12-10	9.0	9	3	3	5	13	1	0	0	16	(.250)	(1.56)	0	0	0	0	0	41	1	2	5.84	
5/16	TOLEDO	W 8-2	9.0	12	9	7	3	11	3	0	3	24	(.308)	(1.67)	2	0	0	1	0	42	0	0	5.87	
5/17	TOLEDO	W 16-8	9.0	14	8	8	2	14	2	0	3	25	(.341)	(1.78)	1	0	0	0	0	43	0	0	5.92	
5/18	TOLEDO	W 9-0	9.0	3	0	0	4	7	2	0	0	4	(.107)	(0.78)	1	0	1	2	0	33	0	0	5.70	
5/19	TOLEDO	W 9-1	9.0	6	1	0	4	7	2	0	0	8	(.188)	(1.11)	1	0	0	1	0	36	0	0	5.63	
5/20	TOLEDO	W 4-1	8.0	4	1	0	5	8	1	0	0	5	(.179)	(1.44)	0	0	0	0	0	30	0	0	5.63	
5/21	TOLEDO	W 8-4	9.0	15	4	4	1	6	6	0	2	27	(.385)	(1.78)	0	0	2	2	0	42	0	0	5.56	
5/23	@ St. Paul	W 6-1	9.0	6	1	1	2	7	1	0	0	7	(.182)	(0.89)	0	0	0	0	0	35	0	0	5.45	
5/24	@ St. Paul	L 6-5	8.0	9	6	6	6	13	2	1	0	18	(.273)	(1.88)	0	0	0	0	0	39	0	0	5.48	
5/25	@ St. Paul	L 8-6	8.0	10	8	8	5	10	3	1	1	18	(.313)	(1.88)	0	0	0	0	0	41	0	1	5.48	
5/26	@ St. Paul	W 8-4	8.0	8	4	4	7	7	1	0	1	12	(.250)	(1.67)	0	0	1	1	0	40	1	1	5.45	
5/27	@ St. Paul	L 14-1	8.0	16	14	11	6	12	2	1	2	26	(.381)	(2.75)	0	0	1	0	0	48	0	0	5.58	
5/28	@ St. Paul	L 10-6	8.0	9	10	6	3	8	7	1	0	2	16	(.290)	(1.50)	0	0	1	0	0	36	0	1	5.60
5/30	MEMPHIS	W 9-4	9.0	6	6	6	9	8	1	0	2	13	(.194)	(1.67)	0	0	1	1	0	41	1	1	5.61	
5/31	MEMPHIS	L 10-9	10.0	11	9	9	10	11	1	0	0	20	(.282)	(1.67)	1	0	0	0	0	44	0	0	5.63	
6/1	MEMPHIS	L 12-6	10.0	12	12	11	8	2	0	3	22	(.297)	(2.44)	0	0	0	1	0	48	0	0	5.76		
6/2	MEMPHIS	W 10-9 (10)	10.0	12	9	7	7	10	2	0	1	17	(.300)	(1.90)	0	0	0	3	0	48	0	1	5.77	
6/3	MEMPHIS	L 4-2	9.0	6	4	3	1	9	1	0	1	10	(.176)	(0.78)	2	0	0	0	0	35	0	0	5.72	
6/4	MEMPHIS	L 6-5	9.0	9	6	6	7	12	0	1	0	13	(.257)	(1.78)	1	0	0	1	0	42	1	1	5.72	
6/6	@ Indianapolis	W 7-6	9.0	7	6	6	7	12	0	0	0	9	(.219)	(1.44)	0	0	1	0	0	40	1	1	5.66	
6/7	@ Indianapolis	W 9-7	9.0	10	7	7	4	13	3	1	1	18	(.286)	(1.56)	0	0	0	1	0	39	0	0	5.68	
6/8	@ Indianapolis	W 15-7	9.0	11	7	7	8	7	3	0	1	17	(.306)	(2.11)	0	0	0	1	0	44	0	0	5.70	
6/9	@ Indianapolis	W 6-2	9.0	8	2	2	5	12	1	0	1	12	(.216)	(1.00)	0	0	0	0	0	38	0	0	5.64	
6/10	@ Indianapolis	W 9-5	9.0	9	5	5	10	11	1	0	0	9	(.242)	(2.00)	0	0	0	0	0	41	1	1	5.66	
6/13	COLUMBUS	W 6-5	9.0	9	5	5	6	10	3	0	1	15	(.250)	(1.67)	1	0	1	0	0	43	1	2	5.62	
6/14	COLUMBUS	W 6-1	9.0	4	1	1	6	11	0	0	0	4	(.133)	(1.11)	0	0	1	0	0	38	0	0	5.54	
6/15	COLUMBUS	W 4-2	9.0	5	2	2	1	4	0	0	2	11	(.161)	(0.67)	0	0	1	1	0	33	1	1	5.49	
6/16	COLUMBUS	W 4-1	8.0	6	1	1	6	0	0	0	0	18	(.250)	(1.00)	0	0	0	3	0	41	0	0	5.42	
6/17	COLUMBUS	W 13-4	9.0	11	4	4	4	18	4	0	0	18	(.297)	(1.67)	0	0	0	1	0	41	0	0	5.41	
6/18	COLUMBUS	W 6-4	9.0	6	4	4	5	9	2	1	0	10	(.194)	(1.22)	2	0	0	0	0	37	1	1	5.37	
6/20	@ Rochester	L 5-4	8.0	7	5	5	5	13	1	0	1	11	(.233)	(1.50)	1	1	1	0	0	36	0	1	5.38	
6/21	@ Rochester	W 7-3	9.0	7	3	3	2	5	8	1	0	11	(.219)	(1.00)	1	0	0	0	0	36	0	0	5.33	
6/22	@ Rochester	W 8-4	9.0	8	4	4	6	8	1	0	3	18	(.229)	(1.44)	0	0	0	0	0	40	0	0	5.30	
6/23	@ Rochester	L 4-2	9.0	5	2	1	5	7	1	1	0	8	(.167)	(1.11)	0	0	2	2	0					



DATE	OPPONENT	RESULT	AB	R	H	TB	2B	3B	HR	XBH	RBI	BB	IBB	SO	SB	CS	HBP	SAC	SF	GIDP	LOB	AVG (SEASON)
3/31	@ Indianapolis	W 8-6	40	8	12	16	2	1	0	2	8	9	0	12	3	0	0	0	0	0	14	300
4/1	@ Indianapolis	W 12-1	42	12	16	24	2	1	0	2	12	9	0	10	3	0	0	0	0	0	11	341
4/2	@ Indianapolis	W 8-3	39	8	12	22	1	0	3	4	8	4	0	5	2	0	1	0	0	0	9	331
4/4	TOLEDO	L 9-2	29	2	6	12	1	0	1	3	2	4	0	10	1	1	0	0	0	4	6	307
4/5	TOLEDO	L 9-6	34	6	7	15	0	0	2	3	3	4	0	12	2	1	0	0	0	1	4	293
4/6	TOLEDO	L 8-5	32	5	7	15	0	0	1	2	3	3	0	11	0	0	0	0	0	1	4	282
4/7	TOLEDO	W 9-4	34	9	12	18	3	0	1	4	8	4	0	11	0	0	0	0	0	1	6	292
4/8	TOLEDO	W 13-8	36	13	12	26	2	0	4	6	13	5	0	9	0	0	0	0	0	0	4	297
4/9	@ Iowa	L 8-2	33	2	6	11	2	0	1	3	2	6	0	12	0	0	2	0	0	0	12	285
4/11	@ Iowa	L 9-6	38	6	10	20	4	0	0	6	6	1	0	6	0	0	0	0	0	0	6	283
4/12	@ Iowa	W 10-6	38	10	12	29	5	0	4	9	10	3	0	9	1	1	0	0	0	0	5	286
4/13	@ Iowa	L 14-1	31	1	6	12	3	0	1	4	1	1	0	4	0	0	0	0	0	1	4	279
4/14	@ Iowa	W 11-8	38	11	11	14	3	0	0	3	10	7	0	7	5	1	2	0	1	0	10	280
4/18	GWINNETT	L 4-1	31	1	7	10	3	0	0	3	1	3	0	7	0	0	0	0	0	1	3	277
4/19	GWINNETT	L 9-6	31	2	6	14	2	0	2	4	1	3	0	7	2	0	0	0	0	1	5	272
4/20	GWINNETT	L 9-3	27	3	3	4	1	0	0	1	3	11	0	10	2	0	0	0	0	2	1	264
4/21	GWINNETT	L 7-3	35	3	9	13	1	0	1	2	3	4	0	8	1	0	0	0	0	1	9	264
4/22	GWINNETT	L 5-2	31	2	4	8	3	0	0	2	2	4	0	8	0	1	0	0	0	3	2	259
4/23	GWINNETT	L 15-5	31	5	12	17	3	0	0	2	5	4	0	7	6	1	0	0	0	0	6	265
4/25	@ Nashville	L 8-3	29	3	5	6	1	0	0	1	3	3	0	12	0	0	1	0	0	2	3	261
4/26	@ Nashville	L 5-0	30	0	4	5	1	0	0	1	0	2	0	7	3	0	0	0	0	2	5	255
4/27	@ Nashville	W 2-1	33	2	5	13	2	0	1	3	2	2	0	11	2	0	1	0	0	1	3	255
4/28	@ Nashville	L 4-3	37	3	5	5	0	0	1	0	0	8	0	9	0	0	0	0	0	1	3	251
4/29	@ Nashville	L 6-5 (10)	30	5	8	15	4	0	0	0	9	4	0	8	0	0	0	0	0	2	3	267
4/30	@ Nashville	W 10-6	34	10	11	23	3	0	3	6	10	7	0	9	3	0	1	1	3	1	9	253
5/2	LOUISVILLE	L 10-4	33	4	6	9	1	1	0	2	4	7	0	10	0	1	1	0	0	1	10	250
5/3	LOUISVILLE	L 7-4	34	4	10	13	3	0	0	3	4	2	0	6	0	0	0	0	0	3	5	252
5/4	LOUISVILLE	L 12-10	40	10	11	17	3	0	1	3	8	4	0	6	6	0	0	0	0	0	9	252
5/5	LOUISVILLE	W 6-2	30	6	5	12	1	0	2	3	6	3	0	10	3	0	0	0	0	0	3	250
5/6	LOUISVILLE	W 11-9	31	11	12	16	1	0	1	2	10	6	0	6	2	1	4	1	1	0	8	254
5/7	LOUISVILLE	L 4-3	35	3	8	17	1	1	2	4	3	2	0	10	2	0	0	0	0	0	7	253
5/9	@ Scranton/WB	L 14-2	31	2	4	8	1	0	1	2	1	0	0	8	3	0	0	0	0	0	2	250
5/10	@ Scranton/WB	L 4-3	30	3	5	11	1	0	1	2	1	0	0	9	3	0	0	0	0	1	0	249
5/11	@ Scranton/WB	W 4-3 (11)	36	4	4	8	1	0	1	2	2	7	0	9	3	0	1	0	0	2	6	243
5/12	@ Scranton/WB	W 3-2	32	3	8	10	2	0	0	2	3	2	0	7	1	1	0	0	1	0	5	243
5/13	@ Scranton/WB	L 8-6	37	6	14	21	4	2	1	3	5	6	1	8	2	1	1	0	0	0	6	248
5/14	@ Scranton/WB	L 4-3	33	6	7	20	2	1	3	6	2	1	0	13	2	0	0	0	0	0	6	247
5/16	TOLEDO	W 6-2	36	2	9	10	1	0	0	1	2	8	0	12	2	0	0	0	0	0	15	247
5/17	TOLEDO	W 16-8	41	16	18	34	7	0	3	10	15	5	0	9	3	0	2	0	0	1	8	253
5/18	TOLEDO	W 9-0	36	9	14	20	3	1	1	4	9	4	0	7	0	0	1	0	0	2	9	256
5/19	TOLEDO	W 9-1	32	9	12	18	4	1	0	5	8	8	0	6	5	0	1	0	0	0	8	259
5/20	TOLEDO	W 7-1	29	7	2	7	0	0	1	0	1	7	0	6	2	0	0	0	0	0	8	255
5/21	TOLEDO	W 8-4	35	8	12	28	2	1	4	7	7	6	0	6	2	0	0	0	0	1	9	257
5/23	@ St. Paul	W 6-1	35	6	10	18	5	0	1	6	6	4	0	11	0	0	0	0	1	2	7	258
5/24	@ St. Paul	L 6-5	38	5	11	15	1	0	1	2	5	6	0	12	1	1	2	0	0	1	12	259
5/25	@ St. Paul	L 8-6	36	6	10	16	3	0	1	3	6	7	0	7	6	0	1	0	0	1	12	259
5/26	@ St. Paul	L 9-4	32	6	9	13	1	0	0	1	3	8	0	7	7	0	0	0	0	2	8	259
5/27	@ St. Paul	L 14-1	28	1	6	9	0	0	1	1	1	7	0	8	0	2	1	0	0	4	8	258
5/28	@ St. Paul	L 10-6	34	6	11	22	1	0	1	5	3	0	0	5	2	0	0	0	0	4	4	260
5/30	MEMPHIS	L 7-4	34	7	11	14	4	1	0	2	7	3	0	10	3	0	1	0	0	1	6	261
5/31	MEMPHIS	L 9-4	37	4	9	9	0	0	0	0	0	0	0	10	3	0	1	0	0	1	3	261
6/1	MEMPHIS	L 12-6	34	6	9	20	2	0	3	5	6	6	0	10	1	0	1	0	0	2	8	261
6/2	MEMPHIS	W 10-9 (10)	40	10	13	20	4	0	1	5	9	3	0	8	4	1	0	2	1	0	8	263
6/3	MEMPHIS	L 4-2	31	2	6	7	1	0	0	1	6	0	0	11	0	0	0	0	0	1	8	261
6/4	@ Indianapolis	L 6-5	37	5	12	13	1	0	0	1	4	2	0	8	2	0	0	0	0	4	2	253
6/6	@ Indianapolis	L 7-6	32	4	8	13	2	0	0	4	2	8	0	5	5	1	0	0	0	1	0	263
6/7	@ Indianapolis	W 9-7	33	9	10	16	3	0	1	4	9	10	0	7	5	0	1	0	2	2	10	263
6/8	@ Indianapolis	W 15-7	36	15	12	18	3	0	1	4	15	11	0	11	4	0	0	0	3	0	8	264
6/9	@ Indianapolis	W 6-2	39	6	12	18	1	0	1	4	6	0	0	8	2	0	1	0	0	1	7	266
6/10	@ Indianapolis	W 11-0	37	11	18	27	3	0	2	8	10	8	0	10	5	0	0	0	0	0	13	266
6/13	COLUMBUS	W 6-5	29	6	12	14	1	0	2	3	6	4	0	10	2	0	1	0	0	1	4	266
6/14	COLUMBUS	W 6-1	26	6	5	16	2	0	3	5	6	6	0	7	2	0	1	1	1	0	5	265
6/15	COLUMBUS	W 4-1	29	4	6	10	0	1	0	1	4	3	0	8	0	0	1	0	0	0	5	265
6/16	COLUMBUS	W 13-4	30	13	15	23	2	0	2	6	13	9	0	10	0	0	0	0	0	1	10	266
6/17	COLUMBUS	W 6-4	34	6	13	23	4	0	2	6	6	1	0	7	1	0	2	0	0	1	7	270
6/20	@ Rochester	L 5-4	31	4	7	8	1	0	0	1	4	7	0	10	0	2	0	0	1	1	8	269
6/21	@ Rochester	W 7-3	35	7	10	13	3	0	0	3	7	6	0	8	0	0	0	0	0	2	7	269
6/22	@ Rochester	L 6-4	37	8	11	16	2	0	1	4	7	3	0	12	2	0	0	0	0	1	7	270
6/23	@ Rochester	W 4-2	33	4	7	12	2	0	1	3	3	2	0	8	0	0	1	1	0	0	6	269
6/24	@ Rochester	L 3-2	30	2	5	11	1	1	1	3	2	6	0	11	1	0	0	1	0	1	8	268
6/25	@ Rochester	W 7-3	33	7	9	10	1	0	0	1	2	7	0	10	3	1	0	2	1	1	5	268
6/28	IOWA	L 7-2	30	2	5	6	1	0	0	1	2	3	0	9	1	0	0	1	0	2	1	268
6/29	IOWA	W 8-4	34	8	12	28	5	1	3	9	8	7	0	11	1	0	0	0	0	0	11	268
6/30	IOWA	L 6-5	37	5	9	12	3	0	0	3	3	4	0	12	1	0	1	0	0	1	10	267
7/2 [61]	IOWA	W 11-1 (7)	31	11	16	27	5	0	2	7	11	3	0	7	0	0	1	0	0	2	6	270
7/3 [62]	IOWA	L 6-2 (7)	26	2	6	11	2	0	1	3	1	0	0	7	1	1	0	0	0	0	3	270
7/4	IOWA	L 7-6	32	6	9	9	1	0	1	4	5	6	0	11	0</							

## HITTING

SERIES	OPPONENT	DATES	AVG	G	AB	R	H	TB	2B	3B	HR	RBI	BB	IBB	SO	SB	CS	OBP	SLG	OPS	PA	SAC	SF	HBP	GIDP
SERIES 1	@ Indianapolis	3/31 - 4/2	.331	3	121	28	40	62	5	1	5	28	19	0	27	10	0	.420	.512	.932	143	0	2	1	0
SERIES 2	TOLEDO	4/4 - 4/9	.258	6	198	37	51	100	9	2	12	34	28	0	61	5	2	.355	.505	.860	231	0	2	3	7
SERIES 3	@ Iowa	4/11 - 4/16	.269	4	145	28	39	75	15	0	7	27	12	0	26	6	2	.335	.517	.852	161	0	1	3	1
SERIES 4	GWINNETT	4/18 - 4/23	.225	6	182	16	41	64	11	0	4	16	29	0	50	11	3	.330	.352	.682	215	0	3	1	7
SERIES 5	@ Nashville	4/25 - 4/30	.212	6	193	23	41	67	11	0	5	21	20	0	52	11	1	.292	.347	.639	220	1	3	3	9
SERIES 6	LOUISVILLE	5/2 - 5/7	.256	6	203	38	52	84	10	2	6	35	24	0	48	13	2	.349	.414	.763	236	1	2	6	4
SERIES 7	@ Scranton/WB	5/9 - 5/14	.211	6	199	24	42	78	11	2	7	20	20	0	50	12	4	.290	.392	.682	224	0	2	3	3
SERIES 8	TOLEDO	5/16 - 5/21	.321	6	209	45	67	112	17	2	8	42	38	0	56	14	1	.433	.536	.969	252	0	1	4	5
SERIES 9	@ St. Paul	5/23 - 5/28	.276	6	203	30	56	79	11	0	4	26	35	0	49	16	4	.391	.389	.780	243	0	1	4	14
SERIES 10	MEMPHIS	5/30 - 6/4	.286	6	213	34	61	93	12	1	6	28	24	0	52	10	3	.365	.437	.802	243	2	1	3	7
SERIES 11	@ Indianapolis	6/6 - 6/11	.311	5	177	43	55	84	14	0	5	42	33	1	39	21	1	.414	.475	.889	221	1	7	3	3
SERIES 12	COLUMBUS	6/13 - 6/18	.303	6	185	39	56	102	14	1	10	39	26	0	49	7	1	.397	.551	.948	220	1	3	5	4
SERIES 13	@ Rochester	6/20 - 6/25	.246	6	199	32	49	70	10	1	3	28	31	0	59	6	3	.349	.352	.701	237	2	3	2	6
SERIES 14	IOWA	6/28 - 7/3	.279	6	190	34	53	93	17	1	7	30	23	1	57	5	2	.364	.489	.853	218	1	1	3	4
SERIES 15	@ Gwinnett	7/4 - 7/9	.250	5	168	22	42	73	12	2	5	21	20	0	44	10	3	.325	.435	.760	191	0	3	0	3
SERIES 16	INDIANAPOLIS	7/14 - 7/16	.280	3	107	17	30	56	2	0	8	16	12	0	24	1	0	.364	.523	.887	121	0	0	2	1
SERIES 17	ST. PAUL	7/18 - 7/23	.254	6	193	26	49	75	12	4	2	25	23	2	39	7	1	.336	.389	.725	220	0	2	2	3
SERIES 18	@ Columbus	7/25 - 7/30	.230	6	200	29	46	84	8	0	10	27	38	0	43	3	4	.357	.420	.777	244	0	3	3	2
SERIES 19	@ Louisville	8/1 - 8/6	.184	6	190	16	35	50	4	1	3	14	27	0	46	8	2	.291	.263	.554	220	0	1	2	5
SERIES 20	IOWA	8/8 - 8/13	.199	5	161	14	32	65	4	1	9	14	22	0	52	2	1	.299	.404	.703	184	0	0	1	6
SERIES 21	@ Toledo	8/15 - 8/20	.246	6	207	20	51	77	11	0	5	18	22	0	72	7	4	.328	.372	.700	233	1	0	3	2
SERIES 22	ST. PAUL	8/22 - 8/27																							
SERIES 23	LOUISVILLE	8/29 - 9/3																							
SERIES 24	@ Iowa	9/5 - 9/10																							
SERIES 25	INDIANAPOLIS	9/12 - 9/17																							
SERIES 26	@ Columbus	9/19 - 9/24																							

## PITCHING

SERIES	OPPONENT	DATES	W	L	ERA	G	GS	CG	SHO	GF	HLD	SV	SVO	IP	H	R	ER	HR	HB	BB	IBB	SO	AVG	WP	BK	GIDP
SERIES 1	@ Indianapolis	3/31 - 4/2	3	0	3.33	3	3	0	0	3	0	1	1	27.0	27	10	10	2	3	9	0	25	.273	0	1	9
SERIES 2	TOLEDO	4/4 - 4/9	2	4	6.67	6	6	0	0	6	0	0	1	54.0	69	44	40	11	4	30	0	56	.303	2	1	6
SERIES 3	@ Iowa	4/11 - 4/16	2	2	9.00	4	4	0	0	4	2	1	1	34.0	41	37	34	8	6	17	1	42	.289	1	0	1
SERIES 4	GWINNETT	4/18 - 4/23	1	5	4.50	6	6	0	0	6	3	1	1	54.0	55	34	27	5	2	24	0	39	.268	10	1	6
SERIES 5	@ Nashville	4/25 - 4/30	2	4	4.85	6	6	0	0	6	6	1	4	52.0	57	30	28	5	3	26	0	43	.284	3	0	4
SERIES 6	LOUISVILLE	5/2 - 5/7	2	4	6.83	6	6	0	0	6	3	2	3	54.0	64	44	41	14	2	26	0	53	.298	4	1	2
SERIES 7	@ Scranton/WB	5/9 - 5/14	3	3	5.57	6	6	0	0	6	7	2	5	53.1	53	34	33	10	5	36	2	58	.272	3	0	9
SERIES 8	TOLEDO	5/16 - 5/21	4	2	3.83	6	6	0	1	6	3	0	0	54.0	55	26	23	8	5	22	0	55	.266	5	0	7
SERIES 9	@ St. Paul	5/23 - 5/28	2	4	5.94	6	6	0	0	6	1	1	3	50.0	58	43	33	6	3	29	0	51	.286	0	0	2
SERIES 10	MEMPHIS	5/30 - 6/4	2	4	6.71	6	6	0	0	6	4	1	3	55.0	55	46	41	13	0	39	0	56	.255	4	0	6
SERIES 11	@ Indianapolis	6/6 - 6/11	5	0	4.60	5	5	0	0	5	2	2	2	45.0	44	23	23	3	1	29	0	55	.254	1	0	4
SERIES 12	COLUMBUS	6/13 - 6/18	6	0	2.83	6	6	0	0	6	6	3	4	54.0	41	17	17	5	3	25	0	47	.209	4	0	5
SERIES 13	@ Rochester	6/20 - 6/25	4	2	3.10	6	6	0	0	6	7	1	2	52.1	46	20	18	7	3	26	1	51	.234	4	1	2
SERIES 14	IOWA	6/28 - 7/3	2	4	5.58	6	6	0	0	6	1	0	1	50.0	41	32	31	10	0	31	0	58	.225	1	0	5
SERIES 15	@ Gwinnett	7/4 - 7/9	1	4	5.14	5	5	0	0	5	1	1	4	42.0	35	29	24	5	3	27	1	41	.227	1	0	3
SERIES 16	INDIANAPOLIS	7/14 - 7/16	1	2	9.00	3	3	0	0	3	0	0	0	27.0	36	27	27	8	1	22	1	30	.330	2	0	3
SERIES 17	ST. PAUL	7/18 - 7/23	4	2	4.17	6	6	0	1	6	0	1	1	54.0	41	25	25	6	8	26	0	49	.210	5	1	2
SERIES 18	@ Columbus	7/25 - 7/30	4	2	5.19	6	6	0	0	6	4	3	3	52.0	47	31	30	9	0	27	0	53	.239	3	0	4
SERIES 19	@ Louisville	8/1 - 8/6	0	6	6.39	6	6	0	0	6	2	0	2	49.1	55	37	35	5	6	32	2	49	.284	1	0	2
SERIES 20	IOWA	8/8 - 8/13	0	5	9.80	5	5	0	0	5	1	0	2	45.0	57	54	49	15	3	38	0	51	.302	2	0	3
SERIES 21	@ Toledo	8/15 - 8/20	2	4	5.04	6	6	0	0	4	1	1	1	50.0	54	31	28	9	0	32	0	49	.278	4	0	3
SERIES 22	ST. PAUL	8/22 - 8/27																								
SERIES 23	LOUISVILLE	8/29 - 9/3																								
SERIES 24	@ Iowa	9/5 - 9/10																								
SERIES 25	INDIANAPOLIS	9/12 - 9/17																								
SERIES 26	@ Columbus	9/19 - 9/24																								

 SERIES WINS: 7 (3 at Home, 4 on Road)

 SERIES LOSSES: 12 (7 at Home, 5 on Road)

 SERIES SPLITS: 2 (2 on Road)



## STARTING PITCHERS

SERIES	OPPONENT	DATES	W	L	ERA	G	CG	SHO	IP	H	R	ER	2B	3B	HR	TB	BB	IBB	SO	WHIP	AVG	HBP	WP	BK	GDP	K/BB	NP	NS	TBF
SERIES 1	@ Indianapolis	3/31 - 4/2	0	0	6.55	3	0	0	11.0	13	8	8	2	1	2	23	4	0	13	1.55	.295	2	0	0	2	3.25	187	118	50
SERIES 2	TOLEDO	4/4 - 4/9	1	3	4.97	6	0	0	25.1	31	16	14	7	1	4	52	12	0	22	1.70	.290	0	1	0	3	1.83	484	299	120
SERIES 3	@ Iowa	4/11 - 4/16	0	2	17.51	4	0	0	12.1	20	24	24	6	0	7	47	10	0	16	2.43	.357	1	0	0	1	1.60	280	170	68
SERIES 4	GWINNETT	4/18 - 4/23	1	2	3.55	6	0	0	33.0	29	17	13	6	2	2	45	14	0	21	1.30	.246	0	3	0	5	1.50	514	321	137
SERIES 5	@ Nashville	4/25 - 4/30	1	2	5.23	6	0	0	31.0	32	18	18	8	1	4	54	11	0	20	1.39	.274	1	1	0	2	1.82	534	348	132
SERIES 6	LOUISVILLE	5/2 - 5/7	1	3	8.13	6	0	0	27.2	37	25	25	5	1	10	74	9	0	21	1.66	.325	1	0	0	1	2.33	478	308	125
SERIES 7	@ Scranton/WB	5/9 - 5/14	1	1	5.92	6	0	0	24.1	28	16	16	8	0	5	51	15	0	24	1.77	.298	2	0	0	2	1.60	458	279	111
SERIES 8	TOLEDO	5/16 - 5/21	1	1	5.26	6	0	0	25.2	32	15	15	9	0	6	59	12	0	20	1.71	.311	1	2	0	4	1.67	456	271	116
SERIES 9	@ St. Paul	5/23 - 5/28	2	1	3.33	6	0	0	27.0	26	10	10	5	0	0	31	10	0	21	1.33	.255	0	0	0	2	2.10	432	278	112
SERIES 10	MEMPHIS	5/30 - 6/4	1	2	6.00	6	0	0	30.0	33	23	20	6	1	10	71	14	0	29	1.57	.277	0	2	0	3	2.07	555	336	135
SERIES 11	@ Indianapolis	6/6 - 6/11	3	0	5.25	5	0	0	24.0	24	14	14	5	2	3	42	13	0	27	1.54	.258	1	0	0	2	2.08	419	253	107
SERIES 12	COLUMBUS	6/13 - 6/18	4	0	2.35	6	0	0	30.2	23	8	8	2	0	5	40	13	0	16	1.17	.211	2	1	0	5	1.23	463	288	125
SERIES 13	@ Rochester	6/20 - 6/25	3	0	2.79	6	0	0	29.0	29	11	9	6	0	5	50	7	0	25	1.24	.261	1	1	1	2	3.57	491	324	123
SERIES 14	IOWA	6/28 - 7/3	0	2	5.54	6	0	0	26.0	24	16	16	5	1	6	49	12	0	28	1.38	.250	0	0	0	3	2.33	425	263	108
SERIES 15	@ Gwinnett	7/4 - 7/9	1	0	0.86	5	0	0	21.0	15	2	2	3	0	0	18	6	0	24	1.00	.203	0	0	0	2	4.00	323	204	81
SERIES 16	INDIANAPOLIS	7/14 - 7/16	0	1	11.05	3	0	0	7.1	11	9	9	4	0	3	24	7	0	4	2.45	.367	1	0	0	2	0.57	154	89	38
SERIES 17	ST. PAUL	7/18 - 7/23	0	1	3.95	6	0	0	27.1	26	12	12	7	0	2	39	11	0	26	1.35	.245	2	2	0	1	2.36	495	314	119
SERIES 18	@ Columbus	7/25 - 7/30	3	2	4.26	6	0	0	31.2	25	15	15	2	0	7	48	12	0	24	1.17	.214	0	0	0	2	2.00	512	325	130
SERIES 19	@ Louisville	8/1 - 8/6	0	3	9.31	6	0	0	19.1	21	21	20	3	1	4	38	14	0	22	1.81	.266	2	1	0	0	1.57	381	235	97
SERIES 20	IOWA	8/8 - 8/13	0	1	6.30	5	0	0	20.0	18	14	14	5	0	7	44	14	0	27	1.60	.240	0	0	0	1	1.93	382	228	90
SERIES 21	@ Toledo	8/15 - 8/20	0	3	6.17	6	0	0	23.1	31	18	16	10	2	4	57	17	0	27	2.06	.323	0	2	0	1	1.59	443	260	113
SERIES 22	ST. PAUL	8/22 - 8/27																											
SERIES 23	LOUISVILLE	8/29 - 9/3																											
SERIES 24	@ Iowa	9/5 - 9/10																											
SERIES 25	INDIANAPOLIS	9/12 - 9/17																											
SERIES 26	@ Columbus	9/19 - 9/24																											

## RELIEVERS

SERIES	OPPONENT	DATES	W	L	ERA	G	HLD	SV	SVO	IP	H	R	ER	2B	3B	HR	TB	BB	IBB	SO	WHIP	AVG	HBP	WP	BK	GDP	K/BB	NP	NS	TBF	IR	IRS
SERIES 1	@ Indianapolis	3/31 - 4/2	3	0	1.13	3	0	1	1	16.0	14	2	2	4	0	0	18	5	0	12	1.19	.255	1	0	1	7	2.40	218	132	61	1	1
SERIES 2	TOLEDO	4/4 - 4/9	1	1	8.16	6	0	0	1	28.2	38	28	26	9	1	7	70	18	0	34	1.95	.314	4	1	1	3	1.89	579	345	143	7	5
SERIES 3	@ Iowa	4/11 - 4/16	2	0	4.15	4	2	1	1	21.2	21	13	10	8	1	1	34	7	1	26	1.29	.244	5	1	0	0	3.71	374	229	99	4	4
SERIES 4	GWINNETT	4/18 - 4/23	0	3	6.00	6	3	1	1	21.0	26	17	14	5	0	3	40	10	0	18	1.71	.299	2	7	1	1	1.80	379	235	102	5	4
SERIES 5	@ Nashville	4/25 - 4/30	1	2	4.29	6	6	1	4	21.0	25	12	10	2	0	1	30	15	0	23	1.90	.298	2	2	0	2	1.53	414	237	103	14	3
SERIES 6	LOUISVILLE	5/2 - 5/7	1	1	5.47	6	3	2	3	26.1	27	19	16	4	0	4	43	17	0	32	1.67	.267	1	4	1	1	1.88	489	293	121	9	5
SERIES 7	@ Scranton/WB	5/9 - 5/14	2	2	5.28	6	7	2	5	29.0	25	18	17	2	0	5	42	21	2	34	1.59	.248	3	3	0	7	1.62	538	318	126	12	3
SERIES 8	TOLEDO	5/16 - 5/21	3	1	2.54	6	3	0	0	28.1	23	11	8	5	0	2	34	10	0	35	1.16	.221	4	3	0	3	3.50	503	303	119	10	3
SERIES 9	@ St. Paul	5/23 - 5/28	0	3	9.00	6	1	1	3	23.0	32	33	23	5	2	6	59	19	0	30	2.22	.317	3	0	0	0	1.58	498	285	124	8	5
SERIES 10	MEMPHIS	5/30 - 6/4	1	2	7.56	6	4	1	3	25.0	22	23	21	3	0	3	34	25	0	27	1.88	.227	0	2	0	3	1.08	528	308	123	18	9
SERIES 11	@ Indianapolis	6/6 - 6/11	2	0	3.86	5	2	2	2	21.0	20	9	9	3	0	0	23	16	0	28	1.71	.250	0	1	0	2	1.75	388	237	98	14	2
SERIES 12	COLUMBUS	6/13 - 6/18	2	0	3.47	6	6	3	4	23.1	18	9	9	4	1	0	24	12	0	31	1.29	.207	1	3	0	0	2.58	385	252	101	9	3
SERIES 13	@ Rochester	6/20 - 6/25	1	2	3.47	6	7	1	2	23.1	17	9	9	4	1	2	29	19	1	26	1.54	.198	2	3	0	0	1.37	429	255	108	5	0
SERIES 14	IOWA	6/28 - 7/3	2	2	5.63	6	1	0	1	24.0	17	16	15	2	0	4	31	19	0	30	1.50	.198	0	1	0	2	1.58	434	247	107	12	2
SERIES 15	@ Gwinnett	7/4 - 7/9	0	4	9.43	5	1	1	4	21.0	20	27	22	4	0	5	39	21	1	17	1.95	.250	3	1	0	1	0.81	410	227	105	12	7
SERIES 16	INDIANAPOLIS	7/14 - 7/16	1	1	8.24	3	0	0	0	19.2	25	18	18	6	0	5	46	15	1	26	2.03	.316	0	2	0	1	1.73	388	235	96	4	1
SERIES 17	ST. PAUL	7/18 - 7/23	4	1	4.39	6	0	1	1	26.2	15	13	13	2	0	4	29	15	0	23	1.13	.169	6	3	1	1	1.53	433	256	112	15	7
SERIES 18	@ Columbus	7/25 - 7/30	1	0	6.64	6	4	3	3	20.1	22	16	15	3	1	2	33	15	0	29	1.82	.275	0	3	0	2	1.93	421	248	96	11	4
SERIES 19	@ Louisville	8/1 - 8/6	0	3	4.50	6	2	0	2	30.0	34	16	15	9	0	1	46	18	2	27	1.73	.296	4	0	0	2	1.50	570	333	139	10	5
SERIES 20	IOWA	8/8 - 8/13	0	4	12.60	5	1	0	2	25.0	39	40	35	6	1	8	71	24	0	24	2.52	.342	3	2	0	2	1.00	559	318	141	8	5
SERIES 21	@ Toledo	8/15 - 8/20	2	1	4.05	6	1	1	1	26.2	23	13	12	6	0	5	44	15	0	22	1.43	.235	0	2	0	2	1.47	451	262	115	12	3
SERIES 22	ST. PAUL	8/22 - 8/27																														
SERIES 23	LOUISVILLE	8/29 - 9/3																														
SERIES 24	@ Iowa	9/5 - 9/10																														
SERIES 25	INDIANAPOLIS	9/12 - 9/17																														
SERIES 26	@ Columbus	9/19 - 9/24																														

## 2023 STORM CHASER QUALITY STARTS (17)

STARTER (# IN 2023)	GAME	DEC	IP	H	R	ER	HR	HB	BB	IBB	SO	WP	BK	GIDP	TBF	% K/BF	NP-S	S%	FPS	FPS%	P/IP	CATCHER	
1.	Jonathan Heasley (1)	4/7 vs. Toledo	W	6.0	6	2	2	1	0	2	0	5	0	0	0	26	19.2%	92 - 61	66.30%	19	73.08%	15.33	Fermin
2.	Mike Mayers (1)	4/18 vs. Gwinnett	—	6.0	3	1	1	0	0	2	0	2	0	0	0	23	8.7%	82 - 54	65.85%	13	56.52%	13.67	Fermin
3.	Jonathan Heasley (2)	4/19 vs. Gwinnett	L	7.0	7	3	3	1	0	0	0	7	0	0	1	26	26.9%	95 - 60	63.16%	15	57.69%	13.57	Porter
4.	Austin Cox (1)	4/27 @ Nashville	W	6.0	4	0	0	0	0	3	0	5	0	0	1	22	22.7%	101 - 62	61.39%	12	54.55%	16.83	Reetz
5.	Drew Parrish (1)	4/28 @ Nashville	—	6.0	1	0	0	0	0	2	0	5	0	0	1	20	25.0%	90 - 56	62.22%	6	30.00%	15.00	Porter
6.	Mike Mayers (2)	5/5 vs. Louisville	W	6.0	4	1	1	1	0	1	0	5	0	0	0	22	22.7%	79 - 55	69.62%	14	63.64%	13.17	Reetz
7.	Daniel Lynch (1)	5/23 @ St. Paul	W	6.0	3	0	0	0	0	0	0	5	0	0	0	21	23.8%	61 - 47	77.05%	14	66.67%	10.17	Porter
8.	Max Castillo (1)	5/28 @ St. Paul	—	6.0	4	1	1	0	0	0	0	4	0	0	0	21	19.0%	69 - 46	66.67%	12	57.14%	11.50	Reetz
9.	Max Castillo (2)	6/9 @ Indianapolis	W	6.0	4	1	1	1	0	1	0	8	0	0	0	25	32.0%	89 - 61	68.54%	16	64.00%	14.83	Reetz
10.	Jonathan Heasley (3)	6/13 vs. Columbus	—	6.0	5	2	2	1	0	2	0	4	1	0	0	25	16.0%	93 - 57	61.29%	15	60.00%	15.50	Reetz
11.	Max Castillo (3)	6/15 vs. Columbus	W	6.0	4	2	2	2	1	0	0	0	0	0	1	21	0.0%	75 - 51	68.00%	14	66.67%	12.50	Porter
12.	Anthony Veneziano (1)	6/16 vs. Columbus	W	6.1	3	0	0	0	0	3	0	2	0	0	3	23	8.7%	87 - 56	64.37%	14	60.87%	13.74	Briceño
13.	Max Castillo (4)	6/30 vs. Iowa	—	6.0	3	3	3	2	0	3	0	2	0	0	1	23	8.7%	89 - 52	58.43%	14	60.87%	14.83	Briceño
14.	Ryan Yarbrough (1)	7/4 @ Gwinnett	—	6.0	3	0	0	0	0	1	0	6	0	0	1	21	28.6%	81 - 50	61.73%	14	66.67%	13.50	Briceño
15.	Anthony Veneziano (2)	7/23 vs. St. Paul	—	6.0	4	1	1	0	1	0	0	5	0	0	0	23	28.6%	81 - 56	69.14%	15	65.22%	13.50	Porter
16.	Angel Zerpa (1)	7/26 @ Columbus	—	6.1	3	1	1	0	0	2	0	1	0	0	1	23	28.6%	92 - 59	64.13%	17	73.91%	14.53	Briceño
17.	Anthony Veneziano (3)	8/10 vs. Iowa	—	6.0	3	0	0	0	0	2	0	10	0	0	0	22	45.5%	104 - 69	66.35%	15	68.18%	17.33	Briceño

## 2023 REHAB ASSIGNMENTS WITH OMAHA (11)

### HITTING

PLAYER	INJURY	DATES	AVG	G	AB	R	H	TB	2B	3B	HR	RBI	BB	IBB	SO	SB	CS	OBP	SLG	OPS	PA	SAC	SF	HBP	GIDP
Drew Waters	Left oblique strain	May 9 - 24	.327	13	52	12	17	33	6	2	2	6	6	0	13	2	0	.397	.635	1.032	58	0	0	0	3
Nicky Lopez	Appendicitis	May 16 - 20	.300	3	10	1	3	4	1	0	0	1	3	0	1	1	0	.462	.400	.862	13	0	0	0	0
Kyle Isbel	Left hamstring strain	June 13 - 25	.290	9	31	7	9	17	2	0	2	6	6	0	6	0	0	.405	.548	.953	37	0	0	0	2
Michael Massey	Left hand laceration	June 30 - July 3	.182	3	11	2	2	3	1	0	0	0	1	0	3	0	0	.250	.273	.523	12	0	0	0	0
Matt Beaty	Concussion	July 19 - July 30	.250	6	20	1	5	8	0	0	1	1	2	0	0	0	0	.348	.400	.748	23	0	0	1	0
Nick Pratto	Left groin strain	August 17 - PRES.	.154	4	13	1	2	2	0	0	0	1	2	0	8	0	0	.267	.154	.421	15	0	0	0	0

### PITCHING

PLAYER	INJURY	DATES	W	L	ERA	G	GS	CG	SHO	GF	HLD	SV	SVO	IP	H	R	ER	HR	HB	BB	IBB	SO	AVG	WP	BK	GIDP	TBF
Daniel Lynch	Left rotator cuff strain	May 7 - 23	2	0	3.50	4	4	0	0	0	0	0	0	18.0	19	7	7	3	0	3	0	18	.264	1	0	0	75
Amir Garrett	L elbow valgus extension overload	June 22 - 28	0	0	10.13	3	0	0	0	0	1	0	0	2.2	3	3	3	1	0	5	0	2	.273	1	0	0	16
Ryan Yarbrough	Head fractures	June 24 - July 4	0	0	1.23	3	3	0	0	0	0	0	0	14.2	9	2	2	1	0	2	0	18	.176	0	0	1	53
Brad Keller	R shoulder impingement syndrome	June 28 - July 25	0	3	15.00	9	2	0	0	0	0	0	0	9.0	11	17	15	1	1	21	0	5	.324	3	0	1	59
Angel Zerpa	Left shoulder tendinopathy	June 28 - July 13	0	1	3.95	3	3	0	0	0	0	0	0	13.2	14	6	6	2	0	6	0	15	.264	0	0	0	59



#	PITCHERS	ACTIVE DATES	CURRENT TEAM (IF NOT OMAHA)
48	Barlow, Joe	8/5-	
31	Bowlan, Jonathan	6/20-	
50	Castillo, Max	3/31-5/7 , 5/16-5/19 , 5/23-7/16 , 7/20-8/14 , 8/18-	
32	Chamberlain, Christian	6/20-	
57, 47	Coleman, Dylan	4/13-7/5 8/22-	
31, 48	Cox, Austin	3/31-5/3 , 5/5-6/7 , 7/4-7/19	KANSAS CITY ROYALS
46	Cruz, Steven	7/12-	
45	Cuas, Jose	5/3-5/8	CHICAGO CUBS
36	de Geus, Brett	8/10-	
55	Dipoto, Jonah	5/3-	
24	Dye, Josh	4/12-5/2	Round Rock Express (TEX – AAA)
54	Garrett, Amir	6/22-6/30	Columbus Clippers (CLE – AAA)
38	Hearn, Taylor	7/30-8/8	KANSAS CITY ROYALS
62, 34, 54	Heasley, Jonathan	3/31-5/5 , 5/7-7/4 , 8/12-	
57	Hoffmann, Andrew	8/12-	
51	Keller, Brad	6/28-7/28	KANSAS CITY ROYALS (60-Day IL)
62	Klein, Will	6/13-	
37	Kowar, Jackson	3/31-5/16 , 5/20-6/2 , 6/24-8/1 , 8/2-8/17	KANSAS CITY ROYALS
58	Kriske, Brooks	3/31-6/18 , 7/16-7/21	Saitama Seibu Lions (NBP)
52	Lynch IV, Daniel	5/7-5/28	KANSAS CITY ROYALS
61	Marquez, Emilio	7/16-7/18	NW Arkansas Naturals (AA)
44	Marsh, Alec	6/13-6/30	KANSAS CITY ROYALS
46	Martinez, Marcelo	3/31-5/4 , 6/1-6/27	Sultanes de Monterrey (LMB)
21	Mayers, Mike	3/31-5/17 , 6/20-7/13	Charlotte Knights (CWS – AAA)
48, 54, 52	McArthur, James	5/8-6/24, 6/30-8/1 , 8/2-8/4 , 8/18-	
36	Mengden, Daniel	5/6-6/27	Rochester Red Wings (WSH – AAA)
41	Núñez, Andrés	3/31-6/26	Worcester Red Sox (BOS – AAA)
53, 35	Parrish, Drew	3/31-6/20 , 8/1-8/22	NW Arkansas Naturals (AA)
40	Pennington, Walter	5/3-	
25	Ragans, Cole	6/30-7/15 , 7/16-8/2	KANSAS CITY ROYALS
47, 45	Sisk, Evan	3/31-	
43	Snider, Collin	3/31-7/1 , 7/16-	
35	Stamont, Josh	3/31-4/14	KANSAS CITY ROYALS (60-Day IL)
48	Taylor, Josh	3/31-4/16	KANSAS CITY ROYALS (60-Day IL)
56	Veneziano, Anthony	5/19-	
44	Weiss, Ryan	3/31-5/20	Fubon Guardians (CPBL)
62	Wittgren, Nick	3/31-5/23	
48	Yarbrough, Ryan	6/24-7/9	LOS ANGELES DODGERS
41	Zerpa, Angel	6/28-7/14 , 7/14-8/1	KANSAS CITY ROYALS
#	CATCHERS	ACTIVE DATES	CURRENT TEAM (IF NOT OMAHA)
60	Briceño, José	6/16-	
4	Fermin, Freddy	3/31-4/21 , 4/28-5/2	KANSAS CITY ROYALS
14	Porter, Logan	3/31-	
25	Reetz, Jakson	3/31-6/16	Sacramento River Cats (SFG – AAA)
#	INFIELDERS	ACTIVE DATES	CURRENT TEAM (IF NOT OMAHA)
19	Alexander, CJ	3/31-6/11, 7/14-	
45	Beaty, Matt	6/13-6/18 , 7/19-8/1	KANSAS CITY ROYALS
12	Camargo, Johan	5/16-6/15	SAN FRANCISCO GIANTS
17	Castellano, Angelo	3/31-	
6	Dungan, Clay	5/4-	
11	Garcia, Maikel	3/31-5/2	KANSAS CITY ROYALS
11	Hechavarria, Adeiny	6/16-8/14	
38	Jenista, Greyson	5/23-5/28 , 6/11-6/13	
13	Loftin, Nick	3/31-6/1 , 7/14-	
9	Lopez, Nicky	5/16-5/22	ATLANTA BRAVES
34	Mann, Devin	8/1-	
16	Massey, Michael	6/30-7/4	KANSAS CITY ROYALS
22	Palacios, Jermaine	6/13-8/3	
32, 25	Pratto, Nick	3/31-4/6 , 4/7-4/28, 8/17-	
0	Taylor, Samad	3/31-6/16 , 7/4-7/9 , 7/18-7/28	KANSAS CITY ROYALS
9	Wallace, Paxton	6/11-6/13 , 6/23-7/12	Quad Cities River Bandits (A+)
#	OUTFIELDERS	ACTIVE DATES	CURRENT TEAM (IF NOT OMAHA)
16	Blanco, Dairon	3/31-6/12	KANSAS CITY ROYALS
3	Bradley, Tucker	3/31-8/15	NW Arkansas Naturals (AA)
26, 24	Eaton, Nate	4/24-5/5 , 5/25-6/9 , 6/16-5/23 , 6/26-	
28	Gentry, Tyler	3/31-	
18	Hicklen, Brewer	4/25-8/13 , 8/15-8/16	Omaha Development List
8	Isbel, Kyle	6/13-6/27	KANSAS CITY ROYALS
4	Olivares, Edward	8/13-	
7	Rave, John	6/13-	
25	Reyes, Franmil	5/2-5/8	
8	Thompson, Bubba	8/14-	
21	Velázquez, Nelson	7/31-8/10	KANSAS CITY ROYALS
8	Waters, Drew	5/2-5/26	KANSAS CITY ROYALS