



SOD
POODLES
BASEBALL
CLUB

NEWS & NOTES

HODGETOWN

715 S. BUCHANAN ST

AMARILLO, TEXAS 79101

806-803-7762

TWITTER: @SODPOODLES

Sod Poodles PR Department: Director, Cory Hilborne - CoryH@SodPoodles.com, 806-803-9614

Wichita Wind Surge (35-48, 7-8)

RHP Carlos Luna (1-5, 4.99 ERA)

VS.

Amarillo Sod Poodles (44-40, 10-5)

RHP Deyni Olivero (5-5, 9.28 ERA)

Tuesday, July 18, 2023 • 7:05 PM CT • HODGETOWN • Radio: KVWE-102.9 FM • Game 85 • Home Game 40

UPCOMING GAMES

DAY	DATE	OPPONENT	PROBABLE PITCHERS	TIME (CT)	RADIO
Wed	July 19	vs WCH	RHP Chad Donato (1-5, 9.38 ERA) vs. RHP Chad Patrick (3-7, 5.67 ERA)	7:05 PM	KVWE-102.9 FM
Thurs	July 20	vs WCH	RHP David Festa (2-2, 5.03 ERA) vs. RHP Luke Albright (5-3, 5.47 ERA)	7:05 PM	KVWE-102.9 FM
Fri	July 21	vs WCH	RHP Marco Raya (0-0, 3.18 ERA) vs. RHP Jamison Hill (4-4, 4.89 ERA)	7:05 PM	KVWE-102.9 FM

SEASON RESULTS

Date	Site	Result
7/18	vs WCH	
7/19	vs WCH	
7/20	vs WCH	
7/21	vs WCH	
7/22	vs WCH	
7/23	vs WCH	

WICHITA SERIES CAPSULE

2023 at Home: 0-0
2023 on Road: 0-0
All-Time at Home: 3-3
All-Time on Road: 7-5
All-Time Totals: 10-8

STREAKS

Last 5 Games: 4-1
Last 10 Games: 6-4
Longest 2023 Winning Streak: 7
Longest 2023 Losing Streak: 4 (2x)
All-Time W/L: 242-235

LEAGUE STANDINGS

TEXAS LEAGUE 2ND HALF

North (W-L-PCT-GB)			
ARKANSAS	9-5	.643	-
SPRINGFIELD	7-8	.467	2.5
WICHITA	7-8	.467	2.5
NW ARKANSAS	6-8	.429	3.0
TULSA	6-9	.400	3.5

South (W-L-PCT-GB)			
AMARILLO	10-5	.667	-
MIDLAND	10-5	.667	-
FRISCO	7-8	.467	3.0
CORPUS CHRISTI	6-9	.400	4.0
SAN ANTONIO	6-9	.400	4.0

OVERALL

North (W-L-PCT-GB)			
*ARKANSAS	54-29	.651	-
TULSA	47-37	.560	7.5
SPRINGFIELD	41-43	.488	13.5
NW ARKANSAS	35-48	.422	19.0
WICHITA	35-48	.422	19.0

South (W-L-PCT-GB)			
AMARILLO	44-40	.524	-
*SAN ANTONIO	43-41	.512	1.0
MIDLAND	42-42	.500	2.0
CORPUS CHRISTI	39-45	.464	5.0
FRISCO	38-45	.458	5.5

* Clinched 1st half

TEAM LEADERS

AVERAGE: 260 - Vukovich
HITS: 71 - Vukovich
2B: 15 - Vukovich
TRIPLES: 5 - Roberts
HOME RUNS: 15 - Vukovich
RBI: 56 - Vukovich
OPS: .894 - Roberts
STOLEN BASES: 26 - Lawlar
SO (P): 95 - Albright
SAVES: 6 - Backhus
ERA: 3.10 - Pope
WINS: 5 - Albright

ATTENDANCE

Last: 6,036
Total: 200,644
Average: 5,573
No. of Sellouts: 17

ZERO, NADA, ZILCH: In Sunday's finale against Frisco, the team shutout the RoughRiders for the first shutout by Amarillo at HODGETOWN this season, and the first since the 2021 season - also against Frisco. Amarillo has eight total shutouts at HODGETOWN in franchise history - half of which have come against the RoughRiders. It was the 25th total shutout win in team history.

EXTRA, EXTRA: Amarillo needed just eight hits to score their eight runs in part to six of the eight hits being good for extra bases. Neyfy Castillo and Jordan Lawlar each swatted a home run while Caleb Roberts, Seth Beer, Juan Centeno, and Deyvison De Los Santos each recorded a double.

LIKE PEANUT BUTTER AND JELLY: Jordan Lawlar pairs perfectly with the Calf Fries uniforms. The D-backs' top-rated prospect launched his third home run in the first four games the team has donned the alternate uniforms. For Lawlar, the 3-run shot in the second inning was his 13th home run of the year and his first since July 5th on the road in Springfield. Over his last 36 games, Lawlar has notched eight home runs and has added 23 RBI while hitting .307 (46-for-150). His three-RBI game also propelled himself over the century mark for RBI in his professional career. The newly-turned 21-year-old now sits at 102 career RBI.

GOTTA LET THE NEY DOG EAT: Neyfy Castillo has hit a home run in consecutive times for the first time in 2023 after hitting a two-run home run on Sunday. His recent power surge now includes six home runs over his last 17 games played dating back to June 13th. Over the same span, Castillo is hitting .317 (20-for-63) with four doubles and 18 RBI.

SUPER YU-MIN: In his Double-A debut, LHP Yu-Min Lin dazzled with six scoreless innings as he earned the win in his first Amarillo start. The lefty also matched the season-high by an Amarillo pitcher with his eight punchouts in his first start and also collected a quality start. Through his first 14 starts of the 2023 season, the D-backs' no. 10-rated prospect has recorded five 8+ strikeout games. Sunday marked his third start of at least 5.0 IP without allowing a run. He now moves to 2-3 on his campaign with a 3.12 ERA.

J NOW: J.J. D'Orazio put up a 2-for-4 night at the plate, his first multi-hit game since his promotion to Amarillo. D'Orazio has recorded a hit in each of his first two games in Amarillo, going 3-for-7 against Frisco. He now ranks 6th in the D-backs organization with 83 hits this season. The right-handed bat also ranks 7th in AVG among all qualified full-season players, hitting .311 in 2023. He is SLG .491, which is good for ninth best in the org with his 18 doubles being fourth-most in the system.

POPE SAYS NOPE: Austin Pope spun a hitless 1.2 IP to help Amarillo secure the series win on Sunday. The right-hander struck out two of the five batters he faced without allowing a single base runner. Sunday was his 11th appearance over his last 12 games allowing one or fewer runs against him. 16 of his 25 games pitched in this year have resulted in zero runs coming across. Pope's 3.10 ERA is the lowest among all active Amarillo pitchers with at least 20 appearances. Only new-promoted right-hander Josh Green had a lower ERA with 20+ games played this year for Amarillo. Over his last 18 appearances since May 3, he holds a 2.59 ERA over 31.1 IP allowing just nine earned runs with 42 strikeouts and 10 walks.

PUT FIVE ON IT: Deyvison De Los Santos is now riding a five-game hit streak with Amarillo. The D-backs' fourth-rated prospect has logged a hit in 18 of his last 25 games and hasn't gone more than two games without a hit since May 16th.

SOD POODLES BREAKDOWN

At Home: 21-18
On the Road: 23-22
Day Games: 6-6
Night Games: 37-34
vs. RHP: 35-34
vs. LHP: 9-6
First Half: 34-35
Second Half: 10-5
April: 11-10
May: 10-16
June: 15-10
July: 8-4
August: 0-0
September: 0-0
Monday: 2-0
Tuesday: 4-8
Wednesday: 8-5
Thursday: 6-7
Friday: 3-10
Saturday: 12-4
Sunday: 9-6

Scoring First: 24-14
Opponent Scoring First: 20-26
Extra Innings: 2-3
Doubleheaders: 6-2
Commit An Error: 22-25
Commit No Errors: 22-15
Walk-Off Wins: 2
Walk-Off Losses: 3

vs. North 1st Half: 7-5
vs. South 1st Half: 27-30
vs. North 2nd Half: 8-4
vs. South 2nd Half: 2-1

Scoring 4+ Runs: 37-26
Opp. Scoring 4+ Runs: 19-38
Scoring 3 Or Fewer Runs: 7-14
Opp. Scoring 3 Or Fewer Runs: 25-2
Out-Hit Opponent/Tie: 37-15
Out-Hit By Opponent: 7-25
Lead After 6: 33-7
Trail After 6: 7-31
Tied After 6: 4-2
Lead After 7: 37-4
Trail After 7: 3-33
Tied After 7: 3-3
Lead After 8: 35-2
Trail After 8: 1-35
Tied After 8: 2-3

Series (W-L-T): 5-5-5

Game 1: 5-10
Game 2: 10-4
Game 3: 7-8
Game 4: 5-8
Game 5: 10-3
Game 6: 7-6
Series Sweeps: 1
Series Been Swept: 0



STARTING PITCHER



#23 DEYNI OLIVERO - RHP

HEIGHT: 6'1"

WEIGHT: 165

B/T: R/R

AGE: 25 (1/7/1998 in Santo Domingo, Dominican Republic)

16 G

5-5

35/37 K/BB

9.28 ERA

LAST WIN: 7/3/23 (1) vs. TUL

LAST SAVE: None

LONGEST 2023 OUTING: 6.0 Innings (2x, Last: 6/9/23 @ MID)

LAST HOME RUN ALLOWED: 7/8/23 (2) @ SPR (Nick Dunn, 4th inning, 2-Run)

CAREER VS WCH: First Appearance

Former PIO Mid-Season All-Star (2018), NWL Mid-Season All-Star (2019), NWL Pitcher of the Year (2019) and NWL Post-Season All-Star (2019).

Entering his 7th professional season and his second campaign to be fought in Amarillo threads, starting 20 games last year as a Sod Poodle before being promoted to Triple-A Reno for his final five contests of the 2022 season.

Across those five Triple-A contests, he boasted a 2-1 record and a 3.81 ERA (12 ER, 28.1 IP).

During his Triple-A debut, he earned a quality start, tossing 6.0 innings while holding his opponent to two earned runs on six hits and three walks, punching out four in the process.

In his professional debut season (2016), he logged a 4.99 ERA (22 ER, 39.2 IP) in 9 G (6 GS) at the Rookie ball level.

CAREER STATS

YEAR	CLUB	W-L	ERA	G	GS	CG	SHO	IP	H	R	ER	HR	HB	BB	SO	WP	GIDP	BAA
2016	DSL D-backs (Rk)	5-1	4.99	9	6	0	0	39.2	40	23	22	3	3	16	25	3	3	.268
2017	DSL D-backs (Rk)	3-2	3.58	10	10	0	0	50.1	62	25	20	3	2	12	33	3	9	.313
	AZL D-backs (Rk)	3-0	1.75	6	3	0	0	25.2	28	8	5	1	1	9	15	2	6	.292
2018	Missoula (Rk)	4-4	3.94	14	14	0	0	64.0	62	33	28	5	3	25	55	4	6	.250
2019	Hillsboro (A(Short))	8-3	2.09	15	8	0	0	64.2	50	18	15	3	5	20	42	2	4	.215
2021	Visalia (A-)	0-0	9.00	1	1	0	0	2.0	3	2	2	1	1	0	3	0	0	.333
2022	Hillsboro (A+)	0-1	2.60	3	3	0	0	17.1	10	5	5	0	0	4	14	1	0	.169
	Amarillo (AA)	2-9	6.19	20	20	0	0	96.0	114	69	66	16	4	34	77	6	7	.297
	Reno (AAA)	2-1	3.81	5	5	0	0	28.1	30	12	12	5	0	10	14	0	0	.273
2023	Amarillo (AA)	5-5	9.28	16	16	0	0	64.0	97	71	66	13	3	37	35	6	7	.355
MINOR LEAGUE TOTALS		32-26	4.80	99	86	0	0	452.0	496	266	241	50	22	167	313	27	42	.282

2023 HIGHS

INNINGS: 6.0 IP (2x, Last: 6/9 @ MID)

HITS: 9 (5/11 vs. MID)

RUNS: 7 (4x: Last: 6/20 @ CC)

EARNED RUNS: 7 (2x, Last: 6/20 @ CC)

STRIKEOUTS: 6 (6/3 (2) vs. SPR)

WALKS: 6 (5/23 @ SA)

HOME RUNS: 2 (3x, Last: 7/8 (2) @ SPR)

WINNING STREAK: 2 (6/3-9)

LOSING STREAK: 3 (5/11-5/23)

SHORTEST START: 0.1 IP (6/20 @ CC)

PITCHES THROWN: 93 (6/9 @ MID)

CAREER HIGHS

INNINGS: 7.0 IP (7/9 @ WCH)

HITS: 11 (6/21/17 (DSL D-backs))

RUNS: 8 (2x: Last: 6/21/17 (DSL D-backs))

EARNED RUNS: 8 (2x: Last: 6/21/17 (DSL D-backs))

STRIKEOUTS: 10 (8/19/18 vs. ORM (MIS))

WALKS: 6 (5/23/23 @ SA)

HOME RUNS: 3 (2x: Last: 5/17/22 vs. TUL)

WINNING STREAK: 3 (2x: Last: 7/24-8/4/19)

LOSING STREAK: 3 (2x: Last: 5/11-5/23/23)

SHORTEST START: 0.1 IP (6/20/23 @ CC)

PITCHES THROWN: 97 (6/22/22 @ CC)

2023 SPLITS

VS. RIGHT: .354/.418/.524, 52 H, 11 2B, 3B, 4 HR, 29 RBI, 20 K, 16 BB

VS. LEFT: .357/.450/.635, 45 H, 6 2B, 3B, 9 HR, 31 RBI, 15 K, 21 BB

HOME: 6 GS, 3-1, 8.69 ERA 26.1 IP, 28 R, 26 ER, 7 HR, 20 K, 12 BB

ROAD: 10 GS, 2-4, 9.56 ERA, 37.2 IP, 43 R, 40 ER, 6 HR, 15 K, 25 BB

W/ RISP: .440/.505/.720, 33 H, 7 2B, 3B, 4 HR, 46 RBI, 9 K, 12 BB

DAY: 2 GS, 0-0, 8.2 IP, 4 R, 4 ER, K, 5 BB

NIGHT: 14 GS, 5-5, 55.1 IP, 67 R, 62 ER, 13 HR, 34 K, 32 BB

TEAM W/L IN STARTS: 10-6

OPPOSING STARTER - RHP CARLOS LUNA (1-5, 4.99 ERA)

CAREER VS. AMA: FIRST APPEARANCE

BATTER-PITCHER MATCH-UPS (ACTIVE ROSTER, 2023)

SOD POODLES VS. CARLOS LUNA:										WIND SURGE VS. DEYNI OLIVERO:									
PLAYER	H	AB	AVG	XBH	HR	RBI	BB	SO		PLAYER	H	AB	AVG	XBH	HR	RBI	BB	SO	



2023 HIGHS: Hits - 4, Runs - 3, RBI - 3, HR - 1, 2B - 2, 3B - 0, BB - 2, K - 3, SB - 0

2023 SPLITS:

CURRENT HITTING: 2

SEASON LONG HITTING: 6
CURRENT ON BASE: 2

CURRENT ON-BASE: 3
SEASON-LONG ON-BASE: 14

2023 HIGHS: Hits - 3, Runs - 2, RBI - 3, HR - 1, 2B - 2, 3B - 1, BB - 2, K - 3, SB - 1

2023 SPLITS:

CURRENT HITTING: 2

SEASON LONG HITTING: 14
CURRENT ON BASE: 4

SEASON-LONG ON-BASE: 15

2023 HIGHS: Hits - 3, Runs - 2, RBI - 2, HR - 1, 2B - 1, 3B - 0, BB - 2, K - 3, SB - 1

2023 SPLITS:

CURRENT HITTING: 1

SEASON LONG HITTING: 7
CURRENT ON BASE: 1

CURRENT ON-BASE: 1
SEASON-LONG ON-BASE: 7

2023 HIGHS: Hits - 2, Runs - 1, RBI - 1, HR --, 2B - 1, 3B --, BB --, K - 2, SB --

2023 SPLITS:

CURRENT HITTING: 2

SEASON LONG HITTING: 2
CURRENT ON PACE: 2

CURRENT ON-BASE: 2
SEASON-LONG ON-BASE: 2

2023 HIGHS: Hits - 3, Runs - 2, RBI - 3, HR - 1, 2B - 1, 3B - 1, BB - 2, K - 3, SB - 2

2023 SPLITS:







CURRENT HITTING: 0








SEASON LONG HITTING: 13
CURRENT ON BASE: 2

SEASON-LONG ON-BASE: 13

- 👉 Logged 42 combined games across three levels in 2019, hitting .256 (34-for-133), ending the year with a hit in 15 of his final 19 games played.
- 👉 Played the entire 2021 season with High-A Hillsboro with 57 games behind the plate (53 GS), 15 games in RF (14 GS), and three games in LF (2 GS), hitting his first career HR on 6/9 vs TRI, an inside-the-park HR.
- 👉 Posted his first 3-hit game in 2023 on June 15 vs SA....First 3-hit game since June 4, 2022 vs MID.
- 👉 Hit his first home run of the 2023 season on July 4 @ SPR...Was his fourth professional home run.
- 👉 Logged the longest hit streak of his professional career with his 13-game stretch from May 28 - July 4...Previous career-long was nine games.

- 🏆 Is currently ranked as the D-backs' no.4-rated prospect
- 🏆 Back-to-back D-backs' Minor League Player of the Month in June and July, 2022.
- 🏆 Named the NWL Player of the Week (7/31/22), MiLB.com Organization All-Star (2022) and Single-A Postseason All-Star (*Baseball America*).
- 🏆 Collected a hit in 13-of-18 games in April, 2022 to begin the season which encompassed a pair of 3-hit games.
- 🏆 Combined to hit .403 (75-for-186) with 12 doubles, two triples, nine home runs, 35 RBI in 46 games between Visalia and Hillsboro in June and July, 2022
- 🏆 Won the batting title in the California League in 2022, hitting .329 in 78 games played for Visalia despite a promotion to Hillsboro on July 22, 2022.

 Duzenack is entering his 6th professional season, having spent time at every level of minor league ball from Rookie to Triple-A.
 In his debut season (2017), he belted 16 doubles, a triple, and three homers in 222 AB's with A (Short) Hillsboro, slugging .410 that year.
 He logged 318 Triple-A at-bats last season with Reno, slashing .261/.308/.465 while sending 13 balls over the wall accompanied by 20 two-baggers and three triples.
 Earned Amarillo's second walk-off win on 5/31/23 after hitting a two RBI single while the club was down by one run with two outs and the bases loaded.
 Had a 12-game hit streak from June 15-July 4, hitting .449 (22-for-49) with five doubles, three home runs, 14 RBI, and four walks during the stretch.
 **Through his first 15 games at HODGETOWN in 2023, is hitting .415 with eight XBH and 11 RBI**

-  Made his professional debut on 8/21/21 after being selected 6th overall in the 2021 MLB Draft out of Jesuit High School (Dallas).
-  Currently ranked as the D-backs' no. 1-rated prospect and the no. 6 overall prospect by MLB Pipeline.
-  Appeared in 100 games across four levels in 2022, hitting .303 (18 2B, 7 3B, 16 HR) with 62 RBI and 57 walks.
-  Hit .278 (10-for-36) with a double, triple, two home runs, and seven RBI in 11 games in the Arizona Fall League in 2022... Broken Scapula ended his AFL.
-  Was hitting .162 through his first 32 games in 2023...**In 36 games since May 23, he is hitting .307 (10 2B, 2 3B, 8 HR) with 36 runs scored and 23 RBI.**
-  Was named to the 2023 SiriusXM MLB All-Star Futures Game
-  Hit Amarillo's fifth ever inside the park home run, doing so in game one of the DH on July 3 vs TUL...First FIP HR since Luis Basabe (6/19/21 vs WCH)

- 🏆 Selected by the Arizona Diamondbacks in the 2nd round (#43 overall) of the 2022 MLB Draft out of the University of Texas
- 🏆 Currently ranked as the D-backs' no. 7-rated prospect
- 🏆 While at Texas, won the Golden Spikes Award as the top collegiate player in the country and set a NCAA record with 32 home runs in 2022, which was the most in the BBOR era (2011-present).
- 🏆 Began 2023 with High-A Hillsboro where he hit .270 in 58 games while setting the Hops single-season franchise-record with 18 HR
- 🏆 **Currently leads the D-backs' system with his 20 HR** and was named NWL Player of the Week on June 25.
- 🏆 Hit a home run in each of his first two games in Double-A, his third straight game with a HR including his final game in Hillsboro.

- 🍷 During his time in Hillsboro (4/8-9/4/2022), held down the two (2) spot for AVG (.234, 91-for-389), RBI (55), SLG (.380), 2B (24), XBH (36), TB (148) and R (57).
- 🍷 Had a season-high eight game hit streak in 2023 that includes six home runs, four doubles, a triple, and 12 RBI from June 24-July 3
- 🍷 Became the first Sod Poodle to ever homer in four straight games, doing so from June 30 - July 3...**Has hit eight home runs since June 25 (15 G)** including his first career grand slam on July 3...It was Amarillo's second in 2023, and the 13th overall in franchise-history.
- 🍷 Logged the second multi-HR game of his professional career on July 15 vs Frisco...Set his single-season career-high for HR during the performance.
- 🍷 Was named Texas League Player of the Week for June 26 - July 2 after hitting .438 (7-for-16) with 3 HR, 2 2B, 4 RBI, 3 BB, .550 OBP, 1.125 SLG

#10 TIM TAWA - OF					2023 HIGHS: Hits - 3, Runs - 3, RBI - 5, HR - 2, 2B - 2, 3B - 1, BB - 2, K - 3, SB - 1														
HEIGHT: 6'0"			WEIGHT: 196		B/T: R/R		AGE: 23 (4/7/1999 in West Linn, OR)					2023 SPLITS:							
G	AVG	OBP	SLG	AB	R	H	2B	3B	HR	RBI	BB	SB/ATT	SO	V. RHP	V. LHP	HOME	AWAY	RISP	
69	.248	.323	.464	250	42	62	10	1	14	49	28	5/8	72	.248	.250	.286	.214	.307	
LAST GAME: 0-for-4, K						LAST HOME RUN: 7/15 vs FRI off Krauth (2-Run)								CURRENT HITTING: 0					
WCH SERIES:						LAST MULTI-HIT GAME: 7/9 @ SPR (2-for-4)								SEASON LONG HITTING: 10					
FRI SERIES: 1-for-10, HR, 2 RBI, R, BB, 3 K														CURRENT ON-BASE: 0					
														SEASON-LONG ON-BASE: 13					

- 🐾 Made his professional debut with the ACL D-Backs (7/31/2021) where he logged two games and went 2-for-5 (.400 AVG) with a HR, 3 RBI, R and 2 BB.
- 🐾 During his stretch in Hillsboro (4/8-6/22/2022), held the crown for AVG (.282), HR (8), RBI (30), OBP (.377), SLG (.441), H (60), TB (94), R (32).
- 🐾 Recorded his first career multi-HR game on 6/29 vs TUL, going 2-for-4 with two HR and five RBI...His five RBI also tied his career-high (June 17, 2021)
- 🐾 Hit his first career grand slam on July 9 on the road in Springfield...Included his second five RBI game in 2023 and third overall in his professional career.
- 🐾 He hit his 14th home run of the season on July 15 against Frisco which set a single-season career-high for home runs by the former Stanford Cardinal.

#1 KEVIN VICUNA - INF																		
2023 HIGHS: Hits - 1, Runs - 1, RBI - 3, HR - 1, 2B - 1, 3B - 0, BB - 2, K - 2, SB - 0																		
HEIGHT: 6'0"					WEIGHT: 140		B/T: R/R		AGE: 25 (1/14/1998 in Puerto La Cruz, Venezuela)					2023 SPLITS:				
G	AVG	OBP	SLG	AB	R	H	2B	3B	HR	RBI	BB	SB/ATT	SO	V. RHP	V. LHP	HOME	AWAY	RISP
15	.146	.286	.268	41	4	6	2	0	1	5	7	0/0	12	.139	.200	.250	.103	.200
LAST GAME: 1-for-1, 2B, RBI, 2 BB							LAST HOME RUN: 5/14/23 vs. MID, G1 off Leal							CURRENT HITTING: 1				
WCH SERIES:							LAST MULTI-HIT GAME: 9/18/22 @ ALT (REA) (2-for-5)							SEASON LONG HITTING: 3				
FRI SERIES: DNP														CURRENT ON-BASE: 1				
														SEASON-LONG ON-BASE: 5				

- 🐾 Signed by the Arizona Diamondbacks as a minor league free agent on 5/3/23.
- 🐾 Former Mid-Season All-Star (2018, Lancaster JetHawks).
- 🐾 Entering his eighth season of pro ball, having split time in the Toronto Blue Jays, Philadelphia Phillies and now the D-backs farm system.
- 🐾 In his debut 2015 season with the DSL Blue Jays, he slashed .268/.354/.304 with three doubles and triples, 20 RBI and 10 swiped bags in 62 games.
- 🐾 Went 35 games since 8/3/2022 without multiple RBI in a contest before earning a three-RBI performance on 5/14/23 which were also his first three RBI in Amarillo threads while also blasting his first home run as a Sod Poodle in the same day.

#19 A.J. VUKOVICH - INF																		
2023 HIGHS: Hits - 3, Runs - 4, RBI - 7, HR - 3, 2B - 2, 3B - 1, BB - 2, K - 4, SB - 1																		
HEIGHT: 6'5"					WEIGHT: 210		B/T: R/R		AGE: 21 (7/20/2001 in Mukwonago, WI)					2023 SPLITS:				
G	AVG	OBP	SLG	AB	R	H	2B	3B	HR	RBI	BB	SB/ATT	SO	V. RHP	V. LHP	HOME	AWAY	RISP
69	.260	.323	.502	273	56	71	15	3	15	56	23	8/11	87	.275	.196	.299	.231	.313
LAST GAME: 0-for-5, RBI, R, K						LAST HOME RUN: 7/3 (1) vs TUL off Gowdy (3-run)						CURRENT HITTING: 0						
WCH SERIES:						LAST MULTI-HIT GAME: 7/5 @ SPR (2-for-4)						SEASON LONG HITTING: 11						
FRI SERIES: 0-for-9, RBI, R, 4 K												CURRENT ON-BASE: 0						
												SEASON-LONG ON-BASE: 16						

- 🐾 After being drafted 119th overall out of high school, the D-Backs' number 11 prospect made his professional debut with the Visalia Rawhide on 5/4/2021.
- 🐾 While in Visalia (62 G, 5/4-8/1/2021) he tied 1st in 2B (15) and XBH (26), led the team in AVG (.259) and H (64) while coming in 2nd for RBI (42), SLG (.449) and R (42).
- 🐾 During his brief stint with the Sod Poodles at the end of last season (9/6-9/18/2022), earned the crown for hits (13) and shared the throne for TB (19) and homers (2).
- 🐾 He earned the 5th best batting average (.276, 129-for-468) in the D-backs organization among players with at least 115 games played in 2022.
- 🐾 Hit the first Grand Slam for Amarillo in 2023 (6/4 vs SPR) and was the first AMA player in 2023 with a multi-HR effort in the same game (2, 6/10 @ MID)
- 🐾 Became just the second player in Sod Poodles history with a three-HR game, doing so on July 3 vs TUL joining Edward Olivares (May 5, 2019)... It was the first three-HR game of his professional career. He also set a career-high with seven RBI which also tied the Sod Poodles franchise-high (Dominic Fletcher, 5/8/2022)

TEAM BATTING
OVERALL

AVG	G	AB	R	H	TB	2B	3B	HR	RBI	BB	SO	SB	CS	OBP	SLG	OPS
.268	84	2831	507	760	1300	156	21	114	470	323	785	121	35	.351	.459	.810

MONTHLY

APRIL	.260	21	718	120	187	307	33	6	25	112	79	214	35	8	.336	.428	.764
MAY	.236	26	845	123	199	319	41	5	23	114	95	231	33	9	.318	.378	.696
JUNE	.296	25	883	170	261	443	52	8	38	158	95	232	32	10	.375	.502	.877
JULY	.294	12	385	94	113	231	30	2	28	86	54	108	21	8	.395	.600	.995
AUGUST	-	-	-	-	-	-	-	-	-	-	-	-	-	-	-	-	-
SEPTEMBER	-	-	-	-	-	-	-	-	-	-	-	-	-	-	-	-	-

HOME VS. ROAD

HOME	.304	39	1327	285	404	729	85	9	74	270	134	358	64	10	.377	.549	.926
ROAD	.237	45	1504	222	356	571	71	12	40	200	189	427	57	25	.329	.380	.709

SITUATIONAL SPLITS

	AVG	G	AB	H	TB	2B	3B	HR	RBI	BB	SO	OBP	SLG	OPS
VS RIGHT	.271	84	2323	629	1088	133	16	98	398	277	641	.357	.468	.825
VS LEFT	.258	46	508	131	212	23	5	16	72	46	144	.323	.417	.740
W/ RISP	.282	84	851	240	413	52	11	33	358	124	253	.375	.485	.860
TEAM IS AHEAD	.263	63	1097	289	469	74	8	30	175	125	301	.349	.428	.777
TEAM IS BEHIND	.277	64	1166	323	560	52	7	57	212	147	313	.365	.480	.845

HOME RUNS
MULTI-RBI GAMES
MULTI-HIT GAMES

PLAYER	SOLO	2R	3R	GS	TOTAL	2	3	4	5+	TOTAL	2	3	4	5+	TOTAL
Beer	4	2			6	6	1			7	7	1	2		10
Bliss	8	3	1		12	8	3			11	23	12			35
Carrion						1				1					
Castillo	4	2	2		8	3	3			6	7	2			9
Centeno	1				1	3				3	12	2			14
D'Orazio											1				1
Dalesandro	1				1		1			1	6	2			8
De Los Santos	2	5			7	4	2			6	14	3			17
Del Castillo	6	4	2		12	5	3	2		10	16	1			17
Duzenack	3		1		4	6	3			9	9	4			13
English	4	1	1		6	3	1	1		5	5				5
Enriquez						3				3	4	1	1		6
Guzman		1			1	1	1			2	1	1			2
Lawlar	5	6	2		13	5	2	1		8	12	3			15
Melendez	2				2						1				1
Roberts	5	4	1	1	11	8	3	1		12	13	3			16
Tawa	8	3	2	1	14	6	2		2	10	15	3			18
Vicuña			1		1		1			1					
Vukovich	9	3	2	1	15	2	7	2	1	12	14	4			18
Watkins						1				1					
TOTALS:	62	34	15	3	114	65	33	7	3	107	159	42	3	0	204

HOME RUN VARIANTS
WALK-OFF HR (0):

BACK-TO-BACK HR (5): English/Vukovich (4/16 vs. CC, 7th inning); Roberts/Vukovich (6/3 (1) vs. SPR, 6th inning); Del Castillo/De Los Santos (6/13 vs SA, 7th inning); Beer/Roberts (7/1 vs TUL, 6th inning); Lawlar/Vukovich (7/3 (1) vs TUL, 1st inning)

MULTI-HR GAMES (4): Vukovich (2x: 2, 6/10 @ MID; 3, 7/3 (1) vs TUL); Tawa (2, 6/29 vs TUL); Roberts (2, 7/15 vs FRI)

EXTRA-INNING HR (0):

GRAND SLAMS (3): Vukovich (6/4 vs. SPR, 5th inning); Roberts (7/3 (2) vs TUL, 5th inning); Tawa (7/9 @ SPR, 3rd inning)

INSIDE-THE-PARK HR (1): Lawlar (7/3 (1) vs TUL, 1st inning)

PINCH-HIT HR (0):

HR IN CONSECUTIVE GAMES (16): Vukovich (3x: 5/5-6 @CC; 6/1-6/3 G1 vs SPR; 6/17-18 vs SA); Del Castillo (3x: 5/30-31 vs. SPR; 6/8-10 @ MID; 7/8 @ SPR); Bliss (2x: 5/5-6 @ CC; 6/10 @MID - 6/13 vs SA), Tawa (2x: 5/28 @ SA - 5/30 vs. SPR; 6/3/4 vs. SPR); Roberts (2x: 6/25 @ CC, 6/28 vs TUL; 6/30-7/1 vs TUL) Lawlar (4/15 vs. CC - 4/18 @ NWA); English (4/23 @ NWA - 4/25 vs. FRI); Melendez (7/14-15 vs FRI); Castillo (7/15-16 vs FRI)

HR IN FOUR CONSECUTIVE GAMES (1): Roberts (6/30 - 7/3 vs TUL)

LEAD OFF HR (8): Bliss (6x: 4/27 vs. FRI; 5/10 vs. MID; 5/18 @ FRI; 6/10 @ MID; 6/13 vs SA; 6/22 @ CC); Tawa (6/4 vs. SPR); Duzenack (6/11 @ MID)

STARTS BY BATTING ORDER (TEAM RECORD)										STARTS BY POSITION (TEAM RECORD)								
PLAYER	1	2	3	4	5	6	7	8	9	C	1B	2B	3B	SS	LF	CF	RF	DH
Beer			3-1	22-13							24-13							1-1
Bliss	32-36											26-29		5-5				2-2
Carrion									1-0						1-0			
Castillo						1-0	5-1	9-18	11-6		2-3				4-4	4-7	14-5	2-6
Centeno		1-2	2-1	0-2		5-0	6-4	8-5	3-5	17-9								8-10
D'Orazio								1-0	0-1	0-1								1-0
Dalesandro							2-2	4-1	16-15	0-1					4-1	14-14	4-2	
De Los Santos				10-9	9-16	13-7	1-1				7-10		26-22					0-1
Del Castillo		1-0	0-2	4-4	16-8	4-10	6-8			17-24								14-8
Duzenack	8-1	3-1				0-2	2-4	3-4	5-0			3-2	3-6	6-2	5-1	2-1	2-0	
English			7-5	1-0	1-1		1-0	1-1			8-3				1-2			2-2
Enriquez	1-1	0-1	4-8	0-1	1-0	1-0	3-7	7-2	2-6							2-0	15-24	2-2
Guzman							2-3		2-2						3-4		1-1	
Lawlar	1-0	34-33												33-32				1-1
Melendez				1-0	0-1								1-1					
Roberts	1-0	3-0	8-12	1-1	2-4	2-2	11-5	0-1		10-5	2-5				7-9		2-4	7-2
Tawa	1-2	2-3		1-1	9-6	10-12	5-5	7-4				15-9	1-4		6-4	9-10	2-3	2-2
Vicuña								4-4	2-3				4-1	0-1	0-5		2-0	0-1
Vukovich			20-11	4-9	6-4	8-7					1-6		9-6		12-9	13-8	2-0	1-2
Watkins									2-2						1-1		0-1	1-0

8+ GAME HITTING STREAKS (CURRENT IN BOLD)		
PLAYER	LENGTH / DATES	STREAK STATS
Castillo	14 G, 6/4-28	.352 (19-for-54), 3 HR, 2 2B, 3B, 12 RBI, 12 R, 4 SB
Dalesandro	13 G, 5/28-7/4	.409 AVG (18-for-44), HR, 2 2B, 2 3B, 5 RBI, 4 BB, 6 SB, 10 R
Duzenack	12 G, 6/15-7/4	.449 AVG (22-for-49) 5 2B, 3 HR, 14 RBI, 13 R, 4 BB
English	12 G, 4/19-5/2	.370 AVG (17-for-46), 6 2B, 4 HR, 16 RBI, 7 BB, 8 R
Vukovich	11 G, 4/29-5/16	.348 AVG (16-for-46), 3 2B, 3 HR, 3B, 9 RBI, BB, 9 R
Bliss	10 G, 4/6-4/19	.438 AVG (21-for-48), 3 2B, 2 3B, HR, 8 RBI, 8 R
Del Castillo	10 G, 5/19-5/31	.406 AVG (13-for-32), 2 2B, 2 HR, 8 RBI, 9 BB, 7 R
Tawa	10 G, 5/28-6/15	.395 AVG (15-for-38), 4 HR, 2 2B, 10 RBI, 3 BB, 6 R
Bliss	9 G, 6/8-18	.395 AVG (17-for-43), 3 HR, 4 2B, 3B, 13 RBI, 10 R
Bliss	9 G, 5/4-5/14	.459 (17-for-37), 4 2B, 4 HR, 8 RBI, 4 BB, 10 R, 3 SB
Bliss	9 G, 5/23-6/3	.357 AVG (15-for-42), 2B, 3B, 2 BB, 3 RBI, 6 SB, 8 R
Lawlar	9 G, 6/6-15	.410 AVG (16-for-39), 2 HR, 4 2B, 3B, 4 RBI, 4 BB, 14 R
Lawlar	9 G, 5/23-6/3	.389 AVG (14-for-36), 3 2B, 2 HR, 3 BB, 6 RBI, 3 SB, 6 R
Bliss	8 G, 6/28-7/6	.424 AVG (14-for-33), 6 2B, HR, 4 RBI, 7 BB, 9 SB, 11 R
Bliss	8 G, 4/21-5/2	.412 AVG (14-for-34), 5 2B, HR, 6 RBI, 2 BB, 10 R, 2 SB
Centeno	8 G, 6/9-30	.286 AVG (10-for-35) 2 2B, 3 R
Roberts	8 G, 6/24-7/3	.452 AVG (14-for-31), 6 HR, 4 2B, 3B, 12 RBI, 12 R

MULTI-RUN INNINGS		
RUNS	NO. OF TIMES	LAST
2	57	7/15 vs FRI, 2nd inning
3	27	7/8 (1) @ SPR, 2nd inning
4	17	7/9 @ SPR, 5th inning
5	7	7/16 vs FRI, 2nd inning
6	7	7/15 vs FRI, 3rd inning
7	5	6/29 vs TUL, 1st inning
8+	-	

SCORE BY INNING												
	1	2	3	4	5	6	7	8	9	10	11+	TOTAL
OPP	69	56	61	51	76	79	52	30	33	2	3	511
AMA	63	51	58	53	60	59	80	56	22	3	2	507

ERRORS BY POSITION		
POSITION	SOD POODLES	OPPONENT
C	11	8
1B	6	8
2B	9	6
3B	13	12
SS	7	13
LF	2	2
CF	3	3
RF	3	2
P	8	10
TOTAL	62	64

CATCHER'S BOX (W/L BASED ON STARTS)						
PLAYER	CS	SB	ATT	CS %	PB	W-L
Centeno	5	20	25	.200	3	17-9
D'Orazio	1	3	4	.250	0	0-1
Dalesandro	0	4	4	.000	0	0-1
Del Castillo	14	38	52	.269	7	17-24
Roberts	5	13	18	.278	4	10-5
TOTAL	25	78	103	.243	14	44-40

TEAM FIELDING						
%	G	PO	A	E	DP	PB
.979	84	2175	692	62	48	14

NOTABLE GAMES



AMARILLO HAVE 5 OR FEWER HITS		
DATE	HITS	OPPONENT
4/15	4	CC
4/20	4	@NWA
4/22	3	@NWA
4/27	5	FRI
5/2	5	@CC
5/4	2	@CC
5/12	5	MID
5/14 (G2)	4	MID
5/16	2	@FRI
5/18	2	@FRI
5/19	4	@FRI
5/21	4	@FRI
5/26	5	@SA
6/20	4	@CC
7/8 (1)	5	@ SPR
TOTAL: 15 (4 HOME, 11 ROAD)		

OPPONENTS HAVE 5 OR FEWER HITS		
DATE	HITS	OPPONENT
4/7	3	@FRI
4/19	2	@NWA
4/20	4	@NWA
4/27	5	FRI
5/2	3	@CC
5/3	5	@CC
5/4	5	@CC
5/14 (G1)	2	MID
5/21	3	@FRI
5/26	5	@SA
5/27	2	@SA
5/30	3	SPR
6/1	5	SPR
6/3 (G2)	4	SPR
6/7	3	@MID
6/11	3	@ MID
6/24	5	@ CC
6/25	5	@ CC
7/15	5	vs FRI
7/16	3	vs FRI
TOTAL: 20 (7 HOME, 13 ROAD)		

AMARILLO HAVE 10 OR MORE RUNS		
DATE	RUNS	OPPONENT
4/12	13	CC
4/14	10	CC
4/26	12	FRI
4/29	11	FRI
5/5	12	@CC
5/14 (G1)	10	MID
6/8	12	@MID
6/10	13	@ MID
6/13	15	vs SA
6/29	12	vs TUL
7/1	12	vs TUL
7/3 (1)	15	vs TUL
7/3 (2)	10	vs TUL
7/15	11	vs FRI
TOTAL: 14 (11 HOME, 3 ROAD)		

OPPONENTS HAVE 10 OR MORE RUNS		
DATE	RUNS	OPPONENT
4/6	12	@FRI
4/12	10	CC
4/14	13	CC
4/16	11	CC
4/18	16	@NWA
4/26	11	FRI
4/28	12	FRI
4/30	12	FRI
5/6	12	@CC
5/9	11	MID
5/11	16	MID
5/14 (G2)	13	MID
5/17	10	@FRI
5/23	14	@SA
5/31	13	SPR
6/10	10	@MID
6/15	11	vs SA
6/16	12	vs SA
6/18	11	vs SA
6/20	12	@CC
7/1	10	vs TUL
TOTAL: 21 (14 HOME, 7 ROAD)		

EXTRA INNING GAMES (5) 2-3

DATE	OPP	RESULT	SCORE	W	L	S	TIME
4/20	@NWA	W (10)	3-2	Otanez, M (1-0)	Biasi, D (1-1)	Rice, J (1)	3:08
4/26	FRI	W (10)	12-11	Workman, B (1-0)	Church, M (0-1)	-	3:24
5/20	@FRI	L (10)	8-7	Kelly, A (2-0)	Stumpo (0-1)	-	3:26
6/3 (G1)	SPR	L (8)	5-4	Roycroft, C (1-0)	Backhus, K (0-1)	Granillo, A (2)	2:26
6/30	TUL	L (13)	7-6	Fisher, B (5-1)	Grammes, C (2-2)	-	3:42

PINCH HITTER TOTALS

PLAYER	DATE	SITUATION	RESULT
Watkins	5/9	Bot 8, 2 outs	Triple
Tawa	6/30	Bot 8, 1 out	Sac Fly
Beer	6/30	Bot 11, 0 out	Sac Fly

DOUBLEHEADERS (4) 6-2

DATE	OPP	RESULT	SCORE	W	L	S	TIME
5/14 (1)	MID	W	10-1	Albright, L (2-2)	Ginn, J (0-2)	-	1:40
5/14 (2)	MID	L	13-1	Tomioka, S (1-0)	Hill, J (0-3)	-	2:32
6/3 (1)	SPR	L (8)	5-4	Roycroft, C (1-0)	Backhus, K (0-1)	Granillo, A (2)	2:26
6/3 (2)	SPR	W	6-1	Olivero, D (2-4)	Hernandez, K (5-2)	-	1:39
7/3 (1)	TUL	W	15-7	Olivero, D (5-5)	Casparius, B (0-3)	-	1:54
7/3 (2)	TUL	W	10-9	Montes De Oca, C (1-1)	Sublette, R (1-3)	Green, J (4)	2:26
7/8 (1)	@ SPR	W	4-3	Hill, J (3-4)	Pereira, W (5-5)	Pope, A (1)	2:07
7/8 (2)	@ SPR	W	7-6	Backhus, K (4-3)	Pope, B (1-2)	Green, J (5)	2:16

WALK-OFF WINS

DATE	SCORE	GAME-WINNING PLAY
4/26	12-11 (10th)	Lawlar RBI-double
6/1	3-2 (7th)	Duzenack two RBI Single

SHUTOUTS (7) 5-2

DATE	OPP	RESULT	SCORE	W	L	S	TIME
4/19	@NWA	W	5-0	Jarvis, B (2-1)	Veneziano, A (1-1)	-	2:29
4/21	@NWA	L	5-0	Hoffmann, A (2-1)	Hill, J (0-1)	-	2:26
4/22	@NWA	L	5-0	Marsh, A (1-0)	Patrick, C (0-3)	-	2:14
5/3	@CC	W	3-0	Pope, A (1-0)	Kouba, R (1-1)	Backhus, K (4)	2:15
5/27	@SA	W	1-0	Patrick, C (2-5)	Snider, D (0-3)	-	2:30
6/7	@MID	W	4-0	Green, J (1-0)	Cusick, R (3-3)	-	2:35
7/16	vs FRI	W	8-0	Lin, Y (1-0)	Bremer, N (0-1)	-	2:24

#14 KYLE BACKHUS - LHP

2023 HIGHS: IP - 2.0, K - 4, BB - 2, H - 3, R - 5, ER - 5

HEIGHT: 6'4"

WEIGHT: 185

B/T: L/L

AGE: 25 (1/31/1998 in New Waverly, TX)

29 G **4-3** **6/9 SV/SVO** **45/18 K/BB** **4.78 ERA**
OVERALL: 29 G, 4-3, 19 GF, 37.2 IP, 38 H, 20 ER, 6 HR, 45 K, 18 BB **JULY:** 4 G, 2-1, 3.60 ERA, 5.0 IP, 5 H, 3 R, 2 ER, 6 K, 5 BB

LAST 10 G: 4-2, 6.08 ERA, 13.1 IP, 16 H, 3 HR, 10 R, 9 ER, 15 K, 9 BB **VS WCH:** --

- Named as a D-backs Organization All-Star last season by MiLB.com
- Allowed no earned runs in 30 of his 40 appearances in 2022 and logged his season high 2.0 IP 11 separate times.
- From 5/14-8/26/2022 (34.2 IP), he held his opponent to 0 earned runs in 22 out of 26 straight appearances, allowing just seven (7) earned runs total (1.84 ERA)
- In his first 10 games this season, he wielded a 4.00 K:BB (16 K, 4 BB) and held his opponent scoreless seven times.

2023 SPLITS

VS. RHB: .271/.340/.500, 26 H, 5 HR, 5 2B, 3B, 15 RBI, 31 K, 9 BB
HOME: 13 G, 2-2, 7.71 ERA, 16.1 IP, 18 H, 15 R, 14 ER, 6 HR, 22 K, 9 BB
W/ RISP: .195/.233/.390, 8 H, HR, 3 2B, 3B, 15 RBI, 14 K, BB

VS. LHB: .222/.344/.352, 12 H, 4 2B, HR, 6 RBI, 14 K, 9 BB
AWAY: 16 G, 2-1, 2.53 ERA, 21.1 IP, 6 ER, 20 H, 23 K, 9 BB

RECENT APPEARANCES

DATE	DEC	P-S	IP	H	R	ER	HR	BB	SO	IR/S
6/6	ND	6-4	0.1	1	0	0	0	0	0	2/1
6/9	S (9)	16-8	1.0	0	0	0	0	1	1	0/0
6/11	S (8)	18-11	1.0	0	0	0	0	1	1	0/0
6/15	L (2) BS (1)	25-17	1.1	3	2	2	1	0	1	2/2
6/18	ND	21-16	1.0	2	1	1	1	0	2	0/0
6/22	W (1) BS (2)	44-28	2.0	1	2	2	0	1	2	0/0
6/25	ND	21-13	1.0	2	2	2	0	1	2	0/0
7/1	W (3)	32-21	2.0	3	1	1	1	0	1	0/0
7/4	L (3) BS (3)	29-20	1.0	3	3	2	0	1	3	0/0
7/8 (2)	W (4)	18-10	1.0	0	0	0	0	2	1	0/0
7/16	ND	12-8	1.0	1	0	0	0	1	1	0/0

LAST WIN: 7/8/23 (2) @ SPR

LAST LOSS: 7/4/23 @ SPR

LAST SAVE: 6/11/23 @ MID

#38 CONOR GRAMMES - RHP

2023 HIGHS: IP - 2.0, K - 3, BB - 4, H - 2, R - 3, ER - 2

HEIGHT: 6'1"

WEIGHT: 200

B/T: R/R

AGE: 26 (7/13/1997 in McLean, VA)

14 G **2-2** **0/2 SV/SVO** **23/16 K/BB** **4.00 ERA**
OVERALL: 14 G, 2-2, 2 HLD, 18.0 IP, 17 H, 8 ER, 2 HR, 23 K, 16 BB **JULY:** 3 G, 0-0, 5.40 ERA, 3.1 IP, 6 H, 2 ER, HR, 6 K, 2 BB

LAST 10 G: 0-1, 5.40 ERA, HLD, 11.2 IP, 13 H, 7 ER, 16 K, 10 BB **VS WCH:** --

- Selected by the Arizona Diamondbacks 5th round of the 2019 MLB draft out of Xavier University (Cincinnati, OH).
- In games where he logged at least 2.0 innings on the bump (6 G) in 2022, he also posted his most single-game strikeouts, encompassing both of his five (8/4 & 8/13) and four K (8/9 & 8/30) performances.
- Across a 12 game stretch, he logged at least two strikeouts in all but one relief appearances from 7/15-9/3/22 (19.0 IP), logging 36 total punch outs (17.1 K/9) across the stretch.

2023 SPLITS

VS. RHB: .129/.333/.194, 4 H, 2 2B, 3 RBI, 14 K, 9 BB, 42 PA
HOME: 7 G, 1-2, 4.00 ERA, 9.0 IP, 10 H, 4 ER, 10 K, 11 BB
W/ RISP: .174/.355/.174, 4 H, 7 RBI, 7 K, 7 BB, 31 PA

VS. LHB: .394/.500/.576, 13 H, 2 HR, 9 RBI, 9 K, 7 BB, 40 PA
AWAY: 7 G, 1-0, 4.00 ERA, 2 HLD, 9.0 IP, 7 H, 2 HR, 4 ER, 13 K, 5 BB

RECENT APPEARANCES

DATE	DEC	P-S	IP	H	R	ER	HR	BB	SO	IR/S
6/4	L BS	31-15	1.1	1	1	0	3	2	3/1	
6/8	H (1)	30-15	2.0	2	0	0	0	1	2	0/0
6/11	H (2)	21-10	1.0	0	0	0	0	1	2	0/0
6/15	ND	43-23	1.2	2	2	2	0	4	1	0/0
6/18	ND	14-12	2.0	2	1	1	0	0	2	0/0
6/20	ND	6-4	1.0	0	0	0	0	0	0	0/0
6/22	BS (2)	27-14	0.2	2	3	2	1	1	2	0/0
6/28	ND	23-12	1.0	0	0	0	0	1	2	0/0
6/30	L (2)	15-9	1.0	1	1	0	0	1	1	0/0
7/5	ND	22-12	1.1	1	0	0	0	1	2	0/0
7/9	ND	19-13	1.0	2	2	2	1	0	3	0/0
7/15	ND	17-12	1.0	3	3	0	0	1	2	0/0

LAST WIN: 6/1/23 vs. SPR

LAST LOSS: 6/30/23 vs. TUL

LAST SAVE: 5/21/23 @ EUG (A+)

#24 - LHP WILL MABREV

2023 HIGHS: IP- 1.0, K- 1, BB- 1, H--, R--, ER--

HEIGHT: 6'0"

WEIGHT: 185

B/T: L/L

AGE: 22 (9/23/00 in Cookeville, TN)

1 G **0-0** **-/- SV/SVO** **1/1 K/BB** **0.00 ERA**
OVERALL: 1 G, 1.0 IP, K, BB **JULY:** 1 G, 1.0 IP, K, BB

LAST 10 G: 1 G, 1.0 IP, K, BB **VS WCH:** --

- Selected by the Arizona Diamondbacks in the 6th round of the 2022 MLB Draft out of the University of Tennessee
- Following the draft, was placed on the 60-day IL
- Made his professional debut on April 6, 2023 with Low-A Visalia...In 9 games, went 2-0 with a 3.95 ERA over 13.2 IP
- Appeared in 18 games with High-A Hillsboro going 1-1 with a 2.33 ERA over 27.0 IP and had 31 K to just five walks.

2023 SPLITS

VS. RHB: .000/.667/.000, BB, 3 PA
HOME: 1 G, 0-0, 0.00 ERA, 1.0 IP, K, BB
W/ RISP: .000/.000/.000, 2 PA

VS. LHB: .000/.000/.000, K, 2 PA
AWAY: --

RECENT APPEARANCES

DATE	DEC	P-S	IP	H	R	ER	HR	BB	SO	IR/S
7/14	ND	20-9	1.0	0	0	0	0	1	1	0/0

LAST WIN: 6/11/23 vs SPO (A+)

LAST LOSS: 6/3/23 @ EVE (A+)

LAST SAVE: 6/30/23 @ TRI (A+)

#40 CHRISTIAN MONTES DE OCA - RHP 2023 HIGHS: IP- 2.1, K- 3, BB- 2, H- 5, R- 4, ER- 3

HEIGHT: 6'4"

WEIGHT: 230

B/T: R/R

AGE: 23 (8/30/1999 in Santo Domingo, Dominican Republic)

24 G **1-2** **2/4 SV/SVO** **26/18 K/BB** **5.29 ERA**
OVERALL: 24 G, 1-2, 7 HLD, 32.1 IP, 27 H, 19 ER, 3 HR, 26 K, 18 BB **JULY:** 4 G, 1-1, 5.14 ERA, 7.0 IP, 7 H, 4 ER, 2 HR, 5 K, 4 BB

LAST 10 G: 1-1, 3.52 ERA, 4 HLD, 0/1 SVO, 15.1 IP, 10 H, 6 ER, 9 K, 10 BB **VS WCH:** --

- Allowed runs in just two of his 10 games with Low-A Visalia to begin his professional career in 2022.
- Made his professional debut on 4/21/2022 vs. San Jose tossing two scoreless innings where he struck out five batters.
- Was a perfect 13-for-13 in save opportunities, tied for the most in the Diamondbacks farm system in 2022.
- By April's end, he earned a 1.02 WHIP and a .139 BAA (5-for-36) in seven relief appearances (10.2 IP).

2023 SPLITS

VS. RHB: .164/.218/.247, 12 H, HR, 2B, 3B, 6 RBI, 20 K, 4 BB
HOME: 11 G, 1-0, 6.32 ERA, 15.2 IP, 15 H, 11 ER, HR, 14 K, 9 BB
W/ RISP: .306/.381/.389, 11 H, 3 2B, 13 RBI, 12 K, 4 BB

VS. LHB: .326/.475/.565, 15 H, 5 2B, 2 HR, 13 RBI, 6 K, 14 BB
AWAY: 13 G, 0-2, 4.32 ERA, 6 HLD, 16.2 IP, 12 H, 8 ER, 2 HR, 12 K, 9 BB

RECENT APPEARANCES

DATE	DEC	P-S	IP	H	R	ER	HR	BB	SO	IR/S
5/21	S	10-6	1.0	0	0	0	0	0	1	0/0
5/24	L BS	15-10	0.1	3	2	2	0	1	0	0/0
5/28	H (4)	20-12	1.0	0	0	0	0	1	0	0/0
5/31	ND	30-19	2.0	2	1	1	0	1	1	0/0
6/4	H (5)	22-12	0.1	1	1	1	0	2	1	0/0
6/8	ND	24-12	2.0	0	0	0	0	1	0	0/0
6/11	H (6)	18-11	1.0	0	0	0	0	1	1	0/0
6/30	ND	20-14	2.0	0	0	0	0	0	1	0/0
7/3 (2)	W (1)	38-24	2.0	2	1	1	1	1	3	0/0
7/6	L (2) BS (2)	27-17	1.0	3	4	3	2	0	0	0/0
7/9	H (7)	33-21	2.0	2	0	0	0	1	1	0/0
7/15	ND	18-14	2.0	0	0	0	0	0	1	0/0

LAST WIN: 7/3/23 (2) vs TUL

LAST LOSS: 7/5/23 @ SPR

LAST SAVE: 5/21/23 @ FRI

#21 GERALD OGANDO - RHP

2023 HIGHS: IP - 2.0, K - 4, BB - 3, H - 3, R - 2, ER - 2

HEIGHT: 6'4"

WEIGHT: 218

B/T: R/R

AGE: 26 (7/28/200 in Santo Domingo, Dominican Republic)

5 G **1-0** **-/- SV/SVO** **12/5 K/BB** **3.86 ERA**
OVERALL: 5 G, 1-0, 2 GF, 7.0 IP, 6 H, 3 ER, 12 K, 5 BB

JULY: 4 G, 1-0, 4.50 ERA, 3 GF, 6.0 IP, 6 H, 3 ER, 10 K, 2 BB

LAST 10 G: 5 G, 1-0, 2 GF, 7.0 IP, 6 H, 3 ER, 12 K, 5 BB **VS WCH:** --

- Signed by the Arizona Diamondbacks as a minor league free agent on May 12, 2017 out of Santo Domingo, D.R.
- His 24 games so far in 2023 are already a career-high for appearances in his professional career.
- Between High-A Hillsboro and the Arizona Complex league in 2023, he carries a 3-1 record with a 4.05 ERA, converting on 2/3 SVO
- Tossed 15 scoreless appearances in his 21 games during the 2022 season over 30.2 IP...Went 3-1 with a 3.23 ERA

2023 SPLITS

VS. RHB: .308/.500/.462, 4 H, 2 2B, RBI, 3 K, 5 BB
HOME: 3 G, 0-0, 5.40 ERA, 5.0 IP, 5 H, 2 2B, HR, 7 K, 4 BB
W/ RISP: .275/.444/.750, 3 H, 3 RBI, HR, K, BB

VS. LHB: .154/.154/.385, 2 H, HR, 9 K, 13 PA
ROAD: 2 G, 1-0, 0.00 ERA, 2.0 IP, H, 5 K, BB

RECENT APPEARANCES

DATE	DEC	P-S	IP	H	R	ER	HR	BB	SO	IR/S
6/30	ND	25-11	1.0	0	0	0	0	3	2	0/0
7/3 (1)	ND	28-21	2.0	3	1	1	1	1	1	0/0
7/6	ND	12-10	1.0	0	0	0	0	0	3	0/0
7/9	W (1)	22-12	1.0	0	0	0	0	1	2	0/0
7/14	ND	27-18	2.0	2	2	2	1	0	4	0/0

LAST WIN: 7/9/23 @ SPR

LAST LOSS: 5/31/23 @ EVE (A+)

LAST SAVE: 6/15/23 @ ACL LAD (RK)

#41 MICHEL OTANEZ - RHP

2023 HIGHS: IP - 2.0, K - 3, BB - 3, H - 3, R - 2, ER - 2

HEIGHT: 6'4"

WEIGHT: 218

B/T: R/R

AGE: 25 (7/3/1997 in Villa La Mata, Dominican Republic)

13 G **1-1** **0/2 SV/SVO** **24/9 K/BB** **4.91 ERA**
OVERALL: 13 G, 1-1, 2 GF, 3 HLD, 14.2 IP, 11 H, 8 ER, 2 HR, 24 K, 9 BB **JULY:** 3 G, 0-0, 12.00 ERA, HLD, 3.0 IP, 3 H, 4 ER, 2 K, 4 BB

LAST 10 G: 1-1, 5.91 ERA, GF, 2 HLD, 10.2 IP, 6 H, 7 ER, HR, 17 K, 7 BB **VS WCH:** --

- Entering his 6th professional season, having been in professional ball since his 2016 debut season in the Mets system.
- During his debut season, he posted a 1-1 record with a 4.64 ERA across five starts in the Dominican Summer League.
- This year marks the first year being apart of the D-backs organization, being signed as a minor league free agent on November 14, 2022.
- Through his first five appearances this season, he posted a 3.00 ERA (2 ER, 6.0 IP) with a 5.5 K:BB (11 K, 2 BB).

2023 SPLITS

VS. RHB: .194/.310/.306, 7 H, 2B, HR, 3 RBI, 16 K, 5 BB
HOME: 5 G, 0-0, 8.44 ERA, 5.1 IP, 7 H, HR, 5 ER, 7 K, 8 BB
W/ RISP: .167/.286/.222, 3 H, 2B, 6 RBI, 9 K, 2 BB

VS. LHB: .235/.409/.529, 4 H, 2 2B, HR, 5 RBI, 6 K, 4 BB
AWAY: 8 G, 1-1, 2.89 ERA, 9.1 IP, 4 H, 3 ER, HR, 17 K, BB, BB

RECENT APPEARANCES

DATE	DEC	P-S	IP	H	R	ER	HR	BB	SO	IR/S
4/13	H	45-29	1.2	3	0	0	0	0	1	0/0
4/16	ND	27-14	1.0	1	1	1	1	2	3	0/0
4/20	W, BS	21-13	1.0	1	1	1	1	0	1	0/0
5/17	ND	17-12	1.0	0	0	0	0	0	3	0/0
5/19	H (2)	12-8	1.0	0	0	0	0	0	2	0/0
5/25	L (1) BS (2)	30-19	1.0	2	2	2	0	0	2	0/0
6/21	ND	20-14	2.0	0	0	0	0	0	3	2/0
6/25	ND	16-10	1.0	0	0	0	0	0	2	0/0
6/29	ND	27-14	0.2	0	0	0	0	3	2	0/0
7/1	ND	22-12	1.0	2	2	2	0	1	1	0/0
7/5	HLD (3)	21-11	1.0	0	0	0	0	1	1	0/0
7/14	ND	17-9	1.0	1	2	2	0	2	0	0/0

#18 AUSTIN POPE - RHP				2023 HIGHS: IP - 2.1, K - 5, BB - 3, H - 4, R - 4, ER - 3				RECENT APPEARANCES																	
HEIGHT: 6'3"		WEIGHT: 210		B/T: R/R		AGE: 23 (10/26/1998 in White Plains, NY)		DATE	DEC	P-S	IP	H	R	ER	HR	BB	SO	IR/S							
25 G	2-0	1/1 SV/SVO	54/14 K/BB	3.10 ERA				5/26	ND	17-13	1.1	0	0	0	0	0	1	3/0							
OVERALL: 25 G, 2-0, 3 HLD, 40.2 IP, 33 H, 15 R, 14 ER, 4 HR, 54 K, 14 BB								JULY: 3 G, 0-0, 3.86 ERA, 4.2 IP, 4 H, 2 R, 2 ER, HR, 4 K				5/30	ND	14-11	1.0	0	0	0	0	2	0/0				
LAST 10 G: 1-0, HLD, SV, 2.50 ERA, 18.0 IP, 11 H, 5 R, 5 ER, 3 HR, 25 K, 6 BB								VS. WCH: --				6/6	ND	24-19	2.0	2	0	0	0	0	2	0/0			
Former NWL Pitcher of the week (9/5/2021), which he earned while with High-A Hillsboro.												6/10	ND	17-12	1.0	1	0	0	0	1	1	0/0			
He will be spending his second season in the yellow city, logging 18 relief appearances with the Soddies in 2022, and posting an 8.49 ERA (28 ER, 28.2 IP).												6/13	H (3)	26-14	2.0	1	0	0	0	1	3	0/0			
In 18 appearances since 5/3, holds a 2.59 ERA over 31.1 IP, allowing nine earned runs on 23 hits with 42 K and 10 walks.												6/16	ND	25-17	2.0	0	0	0	0	0	2	0/0			
Currently holds the lowest ERA on the team by any active pitcher with at least 20 appearances.												6/20	ND	39-25	2.0	1	1	1	1	3	3	0/0			
												6/24	ND	31-25	2.0	2	2	2	1	0	5	0/0			
												6/29	W (2)	35-23	2.1	0	0	0	0	1	5	1/0			
												7/3 (2)	ND	26-18	1.1	2	1	1	1	0	1	2/0			
												7/8 (1)	S (1)	29-23	1.2	2	1	1	0	0	1	2/0			
												7/16	ND	20-14	1.2	0	0	0	0	0	2	0/0			
2023 SPLITS		VS. RHB: .226/.290/.409, 21 H, 3 2B, 3B, 4 HR, 16 RBI, 37 K, 8 BB				VS. LHB: .218/.295/.291, 12 H, 2 2B, 3B, 2 RBI, 17 K, 6 BB				LAST WIN: 6/29/23 vs TUL															
		HOME: 13 G, 1-0, 2.79 ERA, 19.1 IP, 16 H, 6 ER, 2 HR, HBP, 26 K, 5 BB				AWAY: 12 G, 1-0, 3.38 ERA, HLD, SV, 21.1 IP, 8 ER, 17 H, 28 K, 9 BB				LAST LOSS: 6/2/22 vs. MID															
		W/ RISP: .125/.235/.150, 5 H, 2B, 13 RBI, 15 K, 6 BB														LAST SAVE: 7/8/23 (1) @ SPR									
#31 JAKE RICE - LHP				2023 HIGHS: IP - 1.1, K - 3, BB - 3, H - 3, R - 5, ER - 5				RECENT APPEARANCES																	
HEIGHT: 6'1"		WEIGHT: 220		B/T: L/L		AGE: 25 (7/19/1997 in Birmingham, AL)		DATE	DEC	P-S	IP	H	R	ER	HR	BB	SO	IR/S							
23 G	2-0	2/2 SV/SVO	24/21 K/BB	11.44 ERA				5/16	ND	2-2	0.1	0	0	0	0	0	0	0	1/0						
OVERALL: 23 G, 2-0, HLD, 7 GF, 19.2 IP, 15 H, 25 ER, 2 HR, 24 K, 21 BB, 7 HB								JULY: 1 G, 0-0, 0.00 ERA, 0.1 IP				5/19	S (2)	15-9	1.0	0	0	0	0	0	2	0/0			
LAST 10 G: 0-0, 12.38 ERA, HLD, GF, 8.0 IP, 7 H, 11 ER, 5 HB, 8 K, 12 BB								VS. WCH: --				5/23	ND	25-17	1.0	3	3	3	0	0	2	0/0			
Made his professional and Low-A debut on 8/18/2021 and tossed 3.2 innings of relief, allowing just one (1) hit and punching out six (6).												5/26	ND	17-3	0.0	0	4	4	0	3	0	0/0			
In his Double-A and Soddie debut (5/26/2022 @ARK), he tossed 2.0 IP of relief and held the Travelers scoreless while scattering just two (2) hits and one (1) walk.												6/3 (G1)	ND	25-11	1.0	0	0	0	0	1	0	0/0			
During his time in Hillsboro in 2022 (4/9-5/22), tied 1st in wins (3) and 2nd in game appearances (11) among qualified club mates.												6/9	H (3)	10-7	1.0	0	0	0	0	0	0	0/0			
From 8/12-9/16/2022 (AMA), he held his opponent scoreless in eight (8) out of 10 straight relief appearances (9.2 IP), allowing just four (4) earned runs and punching out 10 in the process (3.91 ERA).												6/13	ND	12-9	1.0	1	0	0	0	0	1	0/0			
2023 SPLITS		VS. RHB: .227/.452/.432, 10 H, 3 2B, 2 HR, 14 RBI, 16 K, 13 BB, 5 HB				VS. LHB: .172/.385/.207, 5 H, 2B, 5 RBI, 8 K, 8 BB, 2 HB				LAST WIN: 4/25/23 vs. FRI															
		HOME: 12 G, 1-0, 7.84 ERA, 10.1 IP, 8 H, 9 R, 9 ER, HR, 13 K, 9 BB				AWAY: 11 G, 1-0, 15.43 ERA, 9.1 IP, 16 ER, 7 H, HR, 11 K, 12 BB, 6 HB				LAST LOSS: 8/24/21 vs. RC (A-)															
		W/ RISP: .375/.583/.583, 5 H, 2 2B, HR, 17 RBI, 7 K, 11 BB, HB								LAST SAVE: 5/19/23 @ FRI															
#25 MITCHELL STUMPO - RHP				2023 HIGHS: IP - 2.1, K - 4, BB - 3, H - 4, R - 3, ER - 3				RECENT APPEARANCES																	
HEIGHT: 6'2"		WEIGHT: 205		B/T: R/R		AGE: 26 (6/17/1996 in Raleigh, NC)		DATE	DEC	P-S	IP	H	R	ER	HR	BB	SO	IR/S							
18 G	1-2	-/- SV/SVO	32/20 K/BB	6.43 ERA				5/26	ND	23-12	1.0	1	0	0	0	0	2	1	3/3						
OVERALL: 18 G, 1-2, 2 HLD, 21.0 IP, 21 H, 18 R, 15 ER, 3 HR, 32 K, 20 BB								JULY: 4 G, 0-0, 2.08 ERA, 4.1 IP, 2 H, ER, 8 K, 3 BB				5/31	W	43-28	2.1	2	0	0	0	2	4	0/0			
LAST 10 G: 0-1, HLD, 7.30 ERA, 12.1 IP, 13 H, 3 HR, 11 R, 10 ER, 17 K, 8 BB								VS. WCH: --				6/6	ND	30-16	0.2	1	2	2	0	1	0	0/0			
Signed by the Arizona Diamondbacks as a minor league free agent on 7/2/2019 out of Guilford College (Guilford, NC).												6/13	H (2)	20-13	1.0	2	0	0	0	0	2	0/0			
In his debut season from 8/8-8/30, appeared in seven straight games (9.0 IP) without allowing a run, conceding just two hits, a plunk and three walks while fanning 12 for a 12.0 K/9 and a 4.0 strikeout to walk ratio.												6/15	ND	10-5	1.0	0	0	0	0	0	1	0/0			
Last season with Triple-A Reno, he finished the season with a 1.34 WHIP and a 10.6 K/9 (51 K, 43.1 IP)												6/20	ND	35-21	1.2	4	3	3	0	0	1	1/1			
2023 SPLITS		VS. RHB: .229/.345/.333, 11 H, HR, 2 2B, 9 RBI, 17 K, 8 BB				VS. LHB: .294/.468/.529, 10 H, 3B, 2 HR, 9 RBI, 15 K, 12 BB				LAST WIN: 5/31/23 vs. SPR															
		HOME: 8 G, 1-0, 3.60 ERA, 10.0 IP, 7 H, 4 ER, HR, 16 K, 10 BB				AWAY: 10 G, 0-2, 9.00 ERA, 11.0 IP, 14 H, 14 R, 11 ER, 2 HR, 16 K, 10 BB				LAST LOSS: 6/23/23 @ CC															
		W/ RISP: .276/.452/.310, 8 H, 2B, 14 RBI, 12 K, 10 BB								LAST SAVE: 4/12/23 vs SAC (AAA)															
#29 RAFFI VIZCAINO - RHP				2023 HIGHS: IP - 2.0, K - 6, BB - 3, H - 2, R - 3, ER - 3				RECENT APPEARANCES																	
HEIGHT: 6'0"		WEIGHT: 237		B/T: R/R		AGE: 27 (12/2/1995 in Sabana Grande, Dominican Republic)		DATE	DEC	P-S	IP	H	R	ER	HR	BB	SO	IR/S							
9 G	0-1	2/3 SV/SVO	15/8 K/BB	8.64 ERA				4/8	S	13-8	1.0	0	0	0	0	0	0	2	0/0						
OVERALL: 9 G, 0-1, 6 GF, 8.1 IP, 9 H, 10 R, 8 ER, 2 HR, 15 K, 8 BB								JULY: 4 G, 0-1, 19.29 ERA, 3 GF, 1/2 SVO, 2.1 IP, 3 H, 5 R, 5 ER, HR, K, 3 BB				4/12	ND	27-15	1.0	2	1	1	0	1	2	0/0			
LAST 10 G: 9 G, 0-1, 6 GF, 8.1 IP, 9 H, 10 R, 8 ER, 2 HR, 15 K, 8 BB								VS. WCH: --				4/15	ND	42-22	2.0	1	2	2	1	3	6	0/0			
Entering his ninth professional season after taking a one year hiatus for the 2022 campaign, professionally debuting back in 2013.												4/19	ND	21-12	1.0	1	0	0	0	0	2	0/0			
During his debut 2013 season, he posted a 3.80 ERA across 11 game starts (47.1 IP) while punching out 41 batters.												6/30	ND	24-14	1.0	2	2	0	0	1	2	0/0			
This season will be his first in the yellow city and the third season that he spends time at the Double-A level.												7/3 (2)	ND	12-4	0.0	1	3	3	0	2	0	0/0			
In his most recent season (2021), he logged a 5.40 ERA (24 ER, 40.0 IP) in 32 relief appearances (2 GS).												7/5	L (1) BS (1)	8-5	0.1	2	2	2	1	0	0	0/0			
2023 SPLITS		VS. RHB: .308/.379/.615, 8 H, 2 HR, 2 2B, 6 RBI, 13 K, 3 BB				VS. LHB: .143/.500/.143, H, 2 K, 5 BB				LAST WIN: 4/28/23 vs SUG (AAA)															
		HOME: 5 G, 0-0, 10.80 ERA, 5.0 IP, 6 H, 8 R, 6 ER, HR, 11 K, 7 BB				AWAY: 4 G, 0-1, 5.40 ERA, 4 GF, 2/3 SVO, 3.1 IP, 3 H, 2 R, 2 ER, HR, 4 K, BB				LAST LOSS: 7/5/23 @ SPR															
		W/ RISP: .333/.455/.667, 3 H, HR, 4 RBI, 4 K, 2 BB								LAST SAVE: 7/9 @ SPR															

PITCHER STARTS: Albright (17), Hill (16), Patrick (16), Olivero (16), Bain (7), Tineo (4), Jarvis (3), Solomon (3), Davies (1), Lin (1)

TEAM PITCHING

	W	L	ERA	G	CG	SHO	SV	SVO	IP	H	R	ER	HR	HB	BB	IBB	SO	WHIP	AVG
	44	40	5.72	84	0	5	19	33	725.0	732	511	461	106	49	417	3	773	1.58	.262

[illegible]

	W	L	ERA	G	CG	SHO	SV	SVO	IP	H	R	ER	HB	BB	SO	WHIP	AVG
HOME	21	18	6.43	39	0	1	6	10	343.0	366	272	245	22	210	365	1.68	.271
ROAD	23	22	5.09	45	0	4	13	23	382.0	366	239	216	27	207	408	1.50	.253

CONSECUTIVE SCORELESS APPEARANCES

PLAYER	LENGTH (IP) - DATES	STREAK STATS	PLAYER	LENGTH - DATES	STREAK STATS
Green	15.1 - 6/3-7/8	12 G, 8 H, 13 K, 4 BB	Green	12 G, 6/3-7/8	8 H, 13 K, 4 BB, 58 BF
Saalfrank	12.1 - 5/4-5/30	9 G, 3 H, 18 K, 5 BB, HB	Backhus	9 G - 5/18-6/11	10 H, 14 K, 4 BB, HB
Patrick	11.1 - 5/21-6/3	3 GS, 3 H, 12 K, 4 BB	Saalfrank	8 G - 5/7-5/30	3 H, 17 K, 5 BB, HB
Backhus	10.2 - 5/18-6/11	9 G, 10 H, 14 K, 4 BB, HB	Pope	6 G - 5/26 - 6/16	4 H, 11 K, 35 BF
Pope	10.1 - 5/26-6/20	7 G, 4 H, 13 K, 2 BB, HB	Backhus	6 G - 4/15-5/3	2 H, 2 BB, 9 K
Backhus	9.1 - 4/12-5/6	8 G, 4 H, 12 K, 2 BB	Rice	4 G, 6/3-15	H, 3 K, 2 BB, HB
Hill	7.1 - 4/8-4/15	2 GS, 6 H, 9 K, 4 BB, HBP	Grammes	3 G, 6/28-7/5	2 H, 4 K, 3 BB
Goddard	6.0 - 4/26-5/9	4 G, 8 K, H	Montes De Oca	3 G, 6/8-30	2 K, 2 BB
Workman	5.2 - 5/4-5/17	4 G, 4 H, 8 K, BB	Otanez	3 G, 6/21-29	7 K, 3 BB
Jarvis	5.1 - 4/13-4/19	2 GS, 9 K, 4 BB	Pope	3 G, 5/10-19	6 H, 6 K, BB
Albright	5.0 - 5/2	1 GS, H, 7 K, 2 BB	Rice	3 G, 5/14-19	0 H, 4 K, 0 BB 1 SV
Montes De Oca	5.0, 6/8-30	3 G, 2 K, 2 BB	Rice	3 G - 4/20-27	BB, 3 K
Hill	4.2 - 6/24	1 GS, H, K, 3 BB	Grammes	2 G, 6/8-11	2 H, 4 K, 2 BB
Hill	4.2 - 6/7	1 GS, 3 H, 5 K, 2 BB, HB	Saalfrank	2 G, 6/7-10	0 H, 3 K, 2 BB

EJECTIONS

PLAYER/COACH	DATE/LOCATION	UMPIRE	REASON
Shawn Roof	4/30, HODGETOWN vs. FRI	HP Jarrod Moehlmann	Arguing call
Shawn Roof	5/20, Riders Field @ FRI	3B Steven Rios Jr.	Arguing call
Shawn Roof	6/9, Momentum Bank Ballpark @ MID	3B Sean Sparling	Checked swing
Jamison Hill	6/18, HODGETOWN vs SA	1B Steven Rios Jr.	Words
Shawn Roof	6/18, HODGETOWN, vs SA	HP Malcom Smith	Arguing call
Juan Centeno	6/30, HODGETOWN, vs TUL	HP Jarrod Moehlmann	Arguing call

AWARDS

PLAYER/COACH	AWARD	DATES	STATS
Bryce Jarvis	TEX Pitcher of the Week	4/17-4/23/2023	W, 5.0 IP, 0 H, 8 K, 4 BB
Ryan Bliss	Texas League Player of the Month	April	.410 AVG (34-for-83), 2 HR, 14 RBI, 17 R, 18 G
Chad Patrick	TEX Pitcher of the Week	5/22-5/28/2023	W, 7.0 IP, 2 H, 6 K, 2 BB
Ryan Bliss	Texas League Player of the Month	May	.361 AVG (35-for-97), 5 HR, 13 RBI, 21 R, 23 G
Andrew Saalfrank	Amarillo Player of the Month	May	9 G, 1-0, 1.42 ERA, 12.2 IP
Ryan Bliss	Amarillo Player of the Month	May	.361 AVG (35-for-97), 5 HR, 13 RBI, 21 R, 23 G
Caleb Roberts	TEX Player of the Week	6/28-7/2	.438 (7-for-16) 3 HR, 2 2B, 4 RBI, 3 BB, 1.675 OPS

2023 MILESTONES ON THE HORIZON

NAME	MILESTONE	TO MEET
Austin Pope	250 Career Strikeouts	2
Kyle Backhus	150 Career Strikeouts	3
Chad Patrick	150 Career Strikeouts	17
A.J. Vukovich	Most Single-Season HR	3
Seth Beer	450 Career MiLB Hits	3

2023 MILESTONES REACHED

NAME	MILESTONE	DATE
Luke Albright	150 Career IP	4/7 @ FRI
Ryan Bliss	150 Career Hits	4/14 vs. CC
A.J. Vukovich	150 Career RBI	4/16 vs. CC
Tim Tawa	150 Career Hits	4/16 vs. CC
A.J. Vukovich	150 Career RBI	4/16 vs. CC
Andrew Saalfrank	100 Career Strikeouts	4/20 @ NWA
Jamison Hill	150 Career Strikeouts	4/21 @ NWA
Austin Pope	200 Career Strikeouts	4/21 @ NWA
Austin Pope	200 Career IP	6/24 @ CC
Devison De Los Santos	150 Career RBI	4/26 vs. FRI
Jackson Goddard	150 Career Strikeouts	4/28 vs. FRI
Deyni Olivero	400 Career IP	4/29 vs. FRI
Tristin English	250 Career Hits	4/29 vs. FRI
Adrian Del Castillo	100 Career Hits	4/30 vs. FRI
A.J. Vukovich	250 Career Hits	5/4 @ CC
Michel Otanez	250 Career Strikeouts	5/17 @ FRI
Ryan Bliss	200 Career Hits	5/28 @ SA
Ryan Bliss	100 Career RBI	6/17 vs SA
Kyle Backhus	100 Career IP	6/1 vs. SPR
Deyni Olivero	300 Career Strikeouts	6/3 (2) vs. SPR
Jordan Lawlar	150 Career Hits	6/3 (1) vs. SPR
Josh Green	250 Career Strikeouts	6/14 vs SA
Jeff Bain	500 Career Strikeouts	7/3 (2) vs TUL
Tim Tawa	Most Single-Season HR	14, 7/15 vs FRI
Caleb Roberts	Most Single-Season HR	10, 7/15 vs FRI
Jordan Lawlar	100 Career RBI	7/16 vs FRI

SOD POODLES vs. LEAGUE IN 2023 (REGULAR SEASON)

NORTH DIVISION	OVERALL	HOME	AWAY	SOUTH DIVISION	OVERALL	HOME	AWAY
Arkansas	0-0	0-0	0-0	Corpus Christi	8-10	3-3	5-7
NW Arkansas	3-3	0-0	3-3	Frisco	9-9	5-4	4-5
Springfield	7-5	4-2	3-3	Midland	8-4	2-4	6-0
Tulsa	5-1	5-1	0-0	San Antonio	4-8	2-4	2-4
Wichita	0-0	0-0	0-0	---			

SOD POODLES vs. LEAGUE ALL-TIME (REGULAR SEASON)

NORTH DIVISION	OVERALL	HOME	AWAY	SOUTH DIVISION	OVERALL	HOME	AWAY
Arkansas	11-14	6-6	5-8	Corpus Christi	49-47	23-17	26-30
NW Arkansas	18-14	8-5	10-9	Frisco	46-49	27-26	19-23
Springfield	20-17	10-8	10-9	Midland	53-40	26-23	27-17
Tulsa	22-22	13-12	9-10	San Antonio	27-29	12-12	15-17
Wichita	10-8	3-3	7-5	---			

SOD POODLES OFFENSE

Most Runs, Game: 15 (7/3 (2) vs TUL)
Most Runs, Inning: 7 (5x: Last: 6/29 vs. TUL, 1st inning)
Most Hits, Game (Team): 18 (3x: Last: 6/8 @ MID)
Most Hits, Game (Indiv.): 4 (3x: Last: Beer, 6/8 @ MID)
Fewest Hits, Game: 2 (3x: Last: 5/18 @ FRI)
Most Hits, Inning: 8 (5/5 @ CC, 3rd inning)
Most HRs, Game (Team): 5 (3x, Last: 7/15 vs FRI)
Most HRs, Game (Indiv.): 3 (Vukovich, 7/3 (1) vs TUL)
Most HR, Inning (Team): 3 (2x, Last: 7/1 vs TUL, 6th inning)
Most SBs, Game (Team.): 9 (7/1 vs. TUL)
Most SBs, Game (Indiv.): 3 (3x, Last: Bliss, 7/3 (1) vs TUL)
Grand Slams: 3 (Last: Tawa, 7/9 @ SPR)
Most Runners LOB, Team: 14 (2x, Last: 7/4 @ SPR)
Most Runs Combined (Two Teams): 23 (4x: Last: 6/10 @ MID)
Most Hits Combined (Two Teams): 33 (4/12 vs. CC)
Most Home Runs During Series (Two Teams): 31 (6/28-7/3 vs. TUL)
Most Runs To Overcome Deficit: 10 (4/26 vs. FRI)

SOD POODLES DEFENSE

Most Errors, Team: 4 (2x: Last: 5/23 @ SA)
Most Errors, Individual: 2 (Lawlar, 5/23 @ SA)
Most Double Plays: 3 (4/12 vs. CC)

SOD POODLES PITCHING

Most Ks, Team (9 innings): 14 (5/19 @ FRI)
Most Ks, Team (extra innings): 16 (6/30 vs TUL (13)
Most Walks, Team: 11 (2x: Last: 5/26 @ SA)
Shutouts: 5 (Last: 7/16 vs FRI)
Complete Games (9 IP): --
Complete Games (7 IP): --
Complete Game Shutout, Individual: --
Complete Game Shutout (9.0 IP) Individual: --
Longest Start: 7.0 IP (2x, Last: Hill, 6/24 @ CC)
Longest Relief Appearance: 3.1 IP (2x: Last: Workman, 4/26 vs. FRI)
Most Ks, Individual: 8 (7x: Last: Lin, 7/16 vs FRI)
Most Walks, Individual: 6 (2x: Last: Olivero, 5/23 @ SA)

OPPONENTS OFFENSE

Most Runs, Game: 16 (2x: Last: 5/11 vs. MID)
Most Runs, Inning: 8 (2x: Last: 5/17 @ FRI, 5th inning)
Most Hits, Game (Team): 19 (5/11 vs. MID)
Most Hits, Game (Indiv.): 5 (2x: Last: Calabuig, 5/11 vs. MID)
Fewest Hits, Game: 2 (3x: Last: 5/27 @ SA)
Most Hits, Inning: 7 (2x, Last: 6/20 @ CC)
Most HRs, Game (Team): 5 (2x, Last: 7/3 (2) vs. TUL)
Most HRs, Game (Indiv.): 3 (Rave, 4/18 @ NWA)
Most SBs, Game (Indiv.): 3 (Acuña, 4/30 vs. FRI)
Grand Slams Against: 5 (Last: Hicks, 5/20 @ FRI)
Most Runners LOB, Team: 14 (5/26 @ SA)
Most Runs To Overcome Deficit: 6 (5/20 @ FRI)

OPPONENTS PITCHING

Most Ks Team (9 innings): 17 (6/14 vs SA)
Most Ks, Team (extra innings): 15 (6/30 vs TUL)
Most Walks, Team: 12 (6/20 @ CC)
Most Ks, Individual: 10 (Leiter, 5/17 @ FRI)
Most Walks, Individual: 5 (3x, Last: Martinez, J, 7/9 @ SPR)

OPPONENTS DEFENSE

Most Errors, Team: 3 (5x, Last: 7/4 @ SPR)
Most Errors, Individual: 3 (Whitcomb, 4/12 vs. CC)
Most Double Plays: 3 (6/8 @ MID)

MISCELLANEOUS

Longest Home Game Time (9 innings): 3:36 (6/15 vs. SA)
Shortest Home Game Time (9 innings): 2:11 (5/30 vs. SPR)
Longest Road Game Time (9 innings): 3:13 (5/5 @ CC)
Shortest Road Game Time (9 innings): 2:05 (5/2 @ CC)
Longest Game Time (7 innings): 2:32 (5/14 (2) vs. MID)
Shortest Game Time (7 innings): 1:39 (6/3 (2) vs. SPR)
Longest Extra-Inning Game: 3:42 (6/30 vs TUL)
Longest Game (Innings): 13 (6/30 vs TUL)
Longest Game Delay (Home): 0:40, 5/31 vs. SPR (rain)
Longest Game Delay (Road): 1:53, 5/19 @ FRI (rain)
Highest Attendance (Home): 7,588 (7/3 vs. TUL)
Highest Attendance (Road): 10,019 (5/16 @ FRI)
Lowest Attendance (Home): 3,231 (4/25 vs. FRI)
Lowest Attendance (Road): 2,190 (6/11 @ MID)

LAST TIME IT HAPPENED - 2023

SOD POODLES (INDIVIDUAL)

Perfect Game:
No-Hitter (Individual):
No-Hitter (Combined):
No-Hitter (7-Inning):
1-Hitter (Individual):
1-Hitter (Combined):
2-Hitter (Individual):
2-Hitter (Combined): 3x: Last: 5/27 @ SA, Patrick/Saalfrank
3-Hitter (Combined): 7x: Last: 7/16 vs FRI, Lin/Pope/Rice/Backhus
3-Hitter (Individual):
Complete Game Shutout (9 Inning):
Complete Game Shutout (7 Inning):
10 or more strikeouts (P):
Four (4) Hits: 3x, Last: Seth Beer (6/8 @ MID)
Five (5) Hits:
Six (6) Hits:
Three (3) Doubles:
Four (4) Doubles:
Two (2) Triples:
Two HR Game: 3x, Last: Roberts (7/15 vs FRI)
Three HR Game: Vukovich (7/3 (1) vs TUL)
Grand Slam (Home): 2x, Last: Roberts (7/3 (2) vs. TUL)
Grand Slam (Road): Tawa (7/9 @ SPR)
Inside-The-Park HR: Lawlar (7/3 (1) vs TUL)
Back-To-Back HRs: 5x: Last: Lawlar/Vukovich (7/3 (1) vs. TUL)
Back-To-Back-To-Back HRs:
HR, Both Sides of the Plate:
Hitting for the Cycle:

HR in 2 straight games: 16x: Last: Castillo (7/15-16 vs FRI)
HR in 3 straight games:
HR in 4 straight games: Roberts (6/30-7/3 vs TUL)
Triple in 2 straight games:
Five (5) RBI: Tawa (2x, Last: 7/9 @ SPR)
Seven (7) RBI: Vukovich (7/3 (1) vs TUL)
Three Runs: 14x: Last: Tawa (7/3 (2) vs TUL)
Four Runs: 4x, Last: Vukovich (7/3 (1) vs TUL)
Five Runs:
Two Stolen Bases: 10x: Last: Lawlar (7/3 (1) vs TUL)
Three Stolen Bases: 3x, Last: Bliss (7/3 (1) vs TUL)
Four Stolen Bases:
Steal of home (straight):
Steal of home (double steal): 2x, Last: Bliss/Lawlar, 6/22 @ CC
Four (4) Walks: Roberts (5/31 vs. SPR)
Five (5) Walks:
10 Total Bases in a game: Vukovich (12, 7/3 (1) vs TUL)

SOD POODLES TEAM

20 Runs, Game:
20 Hits, Game:
10+ Runs, Inning:
Back-to-back 15-hit games:
Everyone in order gets a hit: 7x: Last: 7/3 (1) vs TUL
Everyone in order scores a run: 5/5 @ CC
Only player in order to get a hit:
15+ Strikeouts, Game (Batting): 2x, Last: 6/30 vs TUL (15)
Triple Play:
Winning Streak: 7 (6/6-6/13)
Losing Streak: 4 (2x: Last: 5/23-5/26)



HIGHS & LOWS - ALL TIME



SOD POODLES OFFENSE

Most Runs, Game: 20 (9/11/21 vs. TUL)
Most Runs, Inning: 11 (6/11/22 vs. FRI, 8th inning)
Most Hits, Game: 24 (9/11/21 vs. TUL)
Most Hits, Game (Indiv.): 5 (3x: Last:Barrosa, 7/22 @ MID)
Fewest Hits, Game: 0 (5/26/22 @ ARK)
Most HRs, Game (Team): 7, (6/5/21 @ FRI)
Most HRs, Game (Indiv.): 3, 2x, Last: Vukovich (7/3/23 (1) vs TUL)
Grand Slams: 14 (Last: Tawa, 7/9 @ SPR, 3rd inning)
Most SBs, Game (Team.): 9 (7/1/23 vs. TUL)
Most SBs, Game (Indiv.): 3 (8x: Last: Bliss, 7/3/23 (1) vs. TUL)
Most Runners LOB, Team: 14 (5x: Last: 7/4/23 @ SPR)
Most Runs Combined (Two Teams): 33 (4/12/23 vs. CC)
Most Hits Combined (Two Teams): 37 (2x: Last: 4/23/22 vs SA)
Most Home Runs During Series (Two Teams): 34 (9/7-12/21 vs. TUL)
Most Runs To Overcome Deficit: 10 (4/26/23 vs. FRI)

SOD POODLES DEFENSE

Most Errors, Team: 5 (6/19/21 vs. MID)
Most Errors, Individual: 2 (26x: Last: Lawlar, 5/23/23 @ SA)
Most Ground Into Double Plays: 4 (2x: Last: 9/17/21 vs. FRI)

SOD POODLES PITCHING

Most Ks, Team (9 innings): 17 (2x: Last: 5/9/21 @ TUL)
Most Ks, Team (extra innings): 19 (5/11/19 @ CC)
Most Walks, Team: 12 (8/27/22 @ CC)
Shutout: 25x: Last: 7/16/23 vs FRI
Last Complete Game (9 IP): --
Last Complete Game (7 IP): Nelson (G1, 9/1/21 @ SA)
Last Complete Game (5 IP): Walston (7/29/22 vs. CC)
Last Complete Game Shutout: Frias (8/1/21 vs. SA (7))
Longest Start: 8.0 IP (Cecconi, 6/8/22 vs FRI)
Longest Relief Appearance: 3.1 IP (4x, last: Workman, 4/26 vs FRI)
Most Ks, Individual: 12 (4x: Last: Pfaadt: 6/23/22 @ CC)
Most Walks, Individual: 7 (Nelson, 7/6/21 @ SA)



LAST TIME IT HAPPENED - ALL TIME

SOD POODLES (INDIVIDUAL)

Perfect Game:
No-Hitter (Individual):
No-Hitter (Combined):
No-Hitter (7-Inning): 2x: Tabor, 7/11/21 @ SA; Frias, 8/1/21 vs. SA
1-Hitter (Individual): 7/29/22 (Walston, 5-inning game)
1-Hitter (Combined): 2x: Last: 4/16/22 (Jarvis, Weiss - 7 inning game)
2-Hitter (Individual):
2-Hitter (Combined): 5x: Last: 5/27/23 @ SA, Albright/Saalfrank
3-Hitter (Combined): 22x: Last: 7/16/23 vs FRI, Lin/Pope/Rice/Backhus
3-Hitter (Individual):
Complete Game Shutout (9 Inning):
Complete Game Shutout (7 Inning): 2x: Tabor, 7/11/21 @ SA; Frias, 8/1/21 vs. SA
10 or more strikeouts: 14x, Last: Walston (7/29/22 vs. CC)
Four (4) Hits: 31x: Last: Beer (6/8/23 @ MID)
Five (5) Hits: 3x: Last: Cedenio (8/18/22 @ MID)
Six (6) Hits:
Three (3) Doubles: 3x: Last: Carroll, (4/23/22 vs SA)
Four (4) Doubles:
Two (2) Triples:
Two HR Game: 32x: Last: Roberts (7/15/23 vs. FRI)
Three HR Game: 2x, Last: Roberts, 7/3/23 (2) vs TUL)
Grand Slam (Home): 11x: Last: Roberts, 7/3/23 (2) vs. TUL)
Grand Slam (Road): 3x: Last: Tawa, 7/9/23 @ SPR
Inside-The-Park HR: 5x: Last: Vukovich (7/3/23 (1) vs TUL)
Back-To-Back HRs: 21x: Last: Lawlar/Vukovich (7/3/23 (1) vs. TUL)
Back-To-Back-To-Back HRs:
B-2-B-2-B-2-B HRs: 9/11/21 vs. TUL - Garrett/Kennedy/Fletcher/Canzone (3rd inning)
HR, Both Sides of the Plate: 3x: Last: Stankiewicz (7/15/22 vs SA)
Hitting for the Cycle:

OPPONENTS OFFENSE

Most Runs, Game: 21 (2x: Last: 9/2/22 vs. FRI)
Most Runs, Inning: 11 (9/2/22 vs. FRI, 5th inning)
Most Hits, Game (Team): 23 (9/2/22 vs. FRI)
Most Hits, Game (Indiv.): 6 (Guldborg, 4/10/22 vs MID)
Fewest Hits, Game: 0 (2x: Last: 8/1/21 vs. SA - Frias no-hitter)
Most HRs, Game (Team): 9 (Last: 5/17/22 vs. TUL)
Most HRs, Game (Indiv.): 4 (Chandler Redmond, 8/10/22 vs SPR)
Most SBs, Game (Indiv.): 3 (Acuña, 4/30/23 vs. FRI)
Grand Slams: 23 (Last: Hicks, 5/20/23 @ FRI, off Hill, 5th inning)
Most Runners LOB, Team: 16 (4/10/22 vs. MID)
Most Runs To Overcome Deficit: 10 (7/18/21 @ MID)

OPPONENTS PITCHING

Most Ks Team (9 innings): 17 (3x: Last: 6/14/23 vs SA)
Most Ks, Team (extra innings): 19 (5/11/19 @ CC, 10)
Most Walks, Team: 12 (6/20 @ CC)
Shutout: 21x: Last: 4/22/23 @ NWA
Last Complete Game: Jones (5/26/22 (2) @ ARK)
Last Complete Game Shutout (7 IP): Jones (5/26/22 (2) @ ARK)
Most Ks, Individual: 14 (Dustin May, 6/22/19 @ TUL)
Most Walks, Individual: 7 (Robaina, 7/31/22 vs. CC)

OPPONENTS DEFENSE

Most Errors, Team: 4 (5x: Last: 7/22/22 @ MID)
Most Errors, Individual: 3 (3x: Last: Whitcomb, 4/12/23 vs. CC)
Most Ground Into Double Plays: 4 (2x: Last: 9/14/22 @ SA)

MISCELLANEOUS

Longest Home Game Time (9 innings): 4:08 (9/11/21 vs. TUL)
Shortest Home Game Time (9 innings): 2:01 (6/8/22 vs FRI)
Longest Road Game Time (9 innings): 3:34 (7/29/19 @ NWA)
Shortest Road Game Time (9 innings): 1:50 (8/21/22 @ MID)
Longest Game Time (7 innings): 2:36 (9/1/21 @ SA)
Shortest Game Time (7 innings): 1:29 (5/26/22 (2) @ ARK)
Longest Extra-Inning Game: 4:08 (4/22/22 vs. SA, 11)
Longest Game (Innings): 13 (6/30/23 vs TUL)
Longest Game Delay (Home): 3:15 (5/18/21 vs. MID)
Longest Game Delay (Road): 1:53 (5/19/23 @ FRI)
Highest Attendance (Home): 7,588 (7/3/23 vs. TUL)
Highest Attendance (Road): 10,366 (5/18/19 @ FRI)
Lowest Attendance (Home): 3,851 (6/1/22 vs. MID)
Lowest Attendance (Road): 1,906 (8/17/22 @ MID)
Largest Margin of Victory: 15 (19-4, 6/9/21 vs. CC)
Largest Margin of Defeat: 19 (21-2, 9/2/22 vs. FRI)

SOD POODLES TEAM

20 Runs, Game: 20, 9/11/21 vs. TUL
20 Hits, Game: 5x: Last: 20, 8/18/22 @ MID
10+ Runs, Inning: 2x: Last: 6/11/22 vs. FRI (11, 8th inning)
Back-to-back 15-hit games: 2x: Last: 4/22-4/23/22 vs. SA
Everyone in order gets a hit: 33x: Last: 7/3/23 (1) vs. TUL
Everyone in order gets multiple-hits: 5/8/22 vs. MID
Everyone in order scores a run: 7x: Last: 5/5/23 @ CC
Only player in order to get a hit: 4x: Last: Diaz, G1, 9/1/21 @ SA
15+ Strikeouts, Game (Batting): 18x: Last: 6/30/23 vs TUL (15)
Triple Play:
Winning Streak: 7 (6/6-13/23)
Losing Streak: 7 (7/30-8/6/22)

DATE	NO	TRANSACTION
4/7	1	INF Camden Duzenack reinstated from the Dev. List, transferred to AMA.
4/11	2	RHP Josh Green reinstated from the Dev. List, assigned to AMA.
4/11	3	RHP Jackson Goddard placed on the Dev. List.
4/12	4	LHP Joe Mantiply assigned to AMA on MLB Rehab Assignment.
4/14	5	INF Camden Duzenack transferred to RNO.
4/18	6	LHP Joe Mantiply recalled from MLB Rehab Assignment to ARI.
4/18	7	RHP Jackson Goddard reinstated from Dev. List, assigned to AMA.
4/20	8	OF Caleb Roberts placed on AMA IL.
4/21	9	RHP Raffi Vizcaino transferred from AMA to RNO.
4/21	10	INF Jonathan Guzman transferred to AMA from HIL.
4/21	11	LHP Hugh Fisher transferred to AMA from HIL.
4/22	12	RHP Michel Otanez placed on AMA IL.
4/25	13	RHP Byrce Jarvis transferred from AMA to RNO.
4/25	14	LHP Dillon Larsen transferred to AMA from HIL.
4/25	15	RHP Marcos Tineo transferred to AMA from HIL.
5/2	16	RHP Mitchell Stump transferred to AMA from RNO.
5/2	17	LHP Dillon Larsen transferred from AMA to HIL.
5/5	18	INF Tristin English transferred from AMA to RNO.
5/5	19	INF Kevin Vicuña signed by ARI, assigned to AMA.
5/7	20	INF Jonathan Guzman placed on AMA IL.
5/8	21	INF Jarrod Watkins transferred to AMA from HIL.
5/10	22	RHP Josh Green placed on AMA IL.
5/13	23	RHP Michel Otanez reinstated from AMA IL.
5/14	24	INF Neyfy Castillo placed on AMA IL.
5/16	25	OF Caleb Roberts reinstated from AMA IL.
5/16	26	RHP Endrys Briceno transferred to AMA from RNO.
5/16	27	RHP Marcos Tineo released.
5/19	28	INF Camden Duzenack reinstated from RNO IL, transferred to AMA.
5/19	29	LHP Hugh Fisher placed on Dev. List.
5/20	30	RHP Zach Davies assigned to AMA on MLB Rehab.
5/23	31	INF Neyfy Castillo reinstated from IL.
5/23	32	INF Seth Beer reinstated from Dev. List, transferred to AMA.
5/23	33	INF Kevin Vicuña placed on Dev. List.
5/23	34	INF Jarrod Watkins released.
5/25	35	RHP Endrys Briceno transferred from AMA to RNO.
5/25	36	RHP Conor Grammes transferred to AMA from HIL.
5/26	37	RHP Michel Otanez transferred from AMA to RNO.
5/26	38	LHP Hugh Fisher reinstated from Dev. List.
6/1	39	RHP Josh Green reinstated from IL.
6/1	40	LHP Hugh Fisher placed on Dev. List.
6/13	41	RHP Christian Montes De Oca placed on IL.
6/20	42	RHP Blake Workman released.
6/20	43	LHP Andrew Saalfank transferred from AMA to RNO.
6/20	44	RHP Michel Otanez transferred to AMA from RNO.
6/20	45	RHP Peter Solomon transferred to AMA from RNO.
6/21	46	INF Kevin Vicuña transferred from AMA to HIL.
6/24	47	RHP Jackson Goddard placed on AMA IL.
6/26	48	RHP Gerald Ogando transferred to AMA from HIL.
6/29	49	RHP Raffi Vizcaino reinstated from RNO IL, transferred to AMA.
6/29	50	RHP Christian Montes De Oca reinstated from IL.
6/29	51	LHP Jake Rice placed on Dev. List.
7/1	52	INF Kevin Vicuña transferred to AMA from HIL.
7/1	53	INF Deyvison De Los Santos placed on the Dev. List.
7/7	54	INF Julio Carrion transferred to AMA from VIS.
7/7	55	INF Ryan Bliss placed on Temp. Inactive List.
7/7	56	INF Jordan Lawlar placed on Temp. Inactive List.
7/9	57	RHP Deyni Olivero placed on Dev. List.
7/13	58	INF Jordan Lawlar reinstated from Temp. Inactive List.
7/13	59	C J.J. D'Orazio transferred to AMA from HIL.
7/13	60	LHP Yu-Min Lin transferred to AMA from HIL.
7/13	61	LHP Will Mabrey transferred to AMA from HIL.
7/13	62	INF Ivan Melendez transferred to AMA from HIL.

[illegible][illegible]

Game	Date	Opponent	W/L	Winning Pitcher	Losing Pitcher	Save	Record	Standing	Attendance	TOG
1	4/6	@ FRI	L, 12-4	Anderson, G (1-0)	Jarvis, B (0-1)	-	0-1	T-2nd (-1.0)	8,320	2:28
2	4/7	@ FRI	W, 3-1	Albright, L (1-0)	Krauth, N (0-1)	Backhus, K (1)	1-1	T-1st (+0.5)	8,655	2:16
3	4/8	@ FRI	W, 5-3	Rice, J (1-0)	Starr, N (0-1)	Vizcaino, R (1)	2-1	T-1st (+1.0)	9,030	2:57
4/9-10		OFF								
4	4/11	CC	L, 5-4	Melendez, J (1-0)	Patrick, C (0-1)	Macuare, A (1)	2-2	T-2nd (-1.0)	5,452	2:26
5	4/12	CC	W, 13-10	Mantiply, J (1-0)	Robaina, J (0-1)	-	3-2	T-1st (+1.0)	4,093	3:16
6	4/13	CC	W, 5-2	Jarvis, B (1-1)	Cobos, F (0-1)	Montes De Oca, C (1)	4-2	1st (+1.0)	4,547	2:39
7	4/14	CC	L, 13-10	Sprinkle, J (1-0)	Albright, L (1-1)	-	4-3	T-1st (+1.0)	6,417	2:54
8	4/15	CC	W, 5-3	Mantiply, J (2-0)	Gordon, C (0-2)	Backhus, K (2)	5-3	1st (+1.0)	6,146	2:28
9	4/16	CC	L, 11-5	Melendez, J (2-0)	Patrick, C (0-2)	-	5-4	T-1st (+1.0)	5,187	2:54
4/17		OFF								
10	4/18	@ NWA	L, 16-6	Del Rosario, Y (1-0)	Olivero, D (0-1)	-	5-5	T-1st (+1.0)	2,399	2:40
11	4/19	@ NWA	W, 5-0	Jarvis, B (2-1)	Veneziano, A (1-1)	-	6-5	T-1st (+1.0)	2,792	2:29
12	4/20	@ NWA	W, 3-2 (10)	Otanez, M (1-0)	Biasi, D (1-1)	Rice, J (1)	7-5	1st (+0.5)	3,751	3:08
13	4/21	@ NWA	L, 5-0	Hoffmann, A (2-1)	Hill, J (0-1)	-	7-6	T-1st (+1.0)	4,690	2:26
14	4/22	@ NWA	L, 5-0	Marsh, A (1-0)	Patrick, C (0-3)	-	7-7	T-1st (+3.0)	4,856	2:14
15	4/23	@ NWA	W, 6-2	Saalfrank, A (1-0)	Way, B (0-2)	-	8-7	T-1st (+0.5)	4,640	2:48
4/24		OFF								
16	4/25	FRI	W, 9-7	Rice, J (2-0)	Starr, N (1-2)	Backhus, K (3)	9-7	T-1st (+1.0)	3,231	2:34
17	4/26	FRI	W, 12-11 (10)	Workman, B (1-0)	Church, M (0-1)	-	10-7	1st (+1.0)	3,275	3:24
18	4/27	FRI	L, 5-1	Roby, T (1-2)	Bain, J (0-1)	-	10-8	1st (+0.5)	6,239	2:38
19	4/28	FRI	L, 12-6	Speas, A (1-0)	Patrick, C (0-4)	-	10-9	2nd (-0.5)	4,393	2:55
20	4/29	FRI	W, 11-4	Olivero, D (1-1)	Leiter, J (0-2)	-	11-9	1st (+0.5)	5,928	2:38
21	4/30	FRI	L, 12-7	Church, M (1-1)	Tineo, M (0-1)	-	11-10	T-1st (+0.5)	5,125	2:53
5/1		OFF								
22	5/2	@ CC	L, 3-1	Robaina, J (1-2)	Fisher, H (0-1)	-	11-11	T-2nd (-1.0)	2,774	2:05
23	5/3	@ CC	W, 3-0	Pope, A (1-0)	Kouba, R (1-1)	Backhus, K (4)	12-11	T-1st (+1.5)	2,401	2:15
24	5/4	@ CC	L, 6-1	Gordon, C (2-2)	Patrcik, C (0-5)	-	12-12	T-2nd (-1.0)	3,678	2:11
25	5/5	@ CC	W, 12-8	Goddard, J (1-0)	Plumlee, P (0-1)	-	13-12	T-1st (+2.5)	4,651	3:13
26	5/6	@ CC	L, 12-7	VanWey, L (1-0)	Tineo, M (0-2)	-	13-13	T-2nd (-1.0)	4,327	2:49
27	5/7	@ CC	L, 5-4	Arrighetti, S (2-2)	Albright, L (1-2)	McDonald, C (1)	13-14	T-2nd (-2.0)	4,726	2:28
5/8		OFF								
28	5/9	MID	L, 11-9	Supak, T (2-0)	Hill, J (0-2)	-	13-15	2nd (-3.0)	6,284	2:47
29	5/10	MID	W, 6-3	Saalfrank, A (2-0)	Salinas, R (1-2)	-	14-15	2nd (-2.0)	4,495	2:20
30	5/11	MID	L, 16-6	Pérez, F (1-0)	Olivero, D (1-2)	-	14-16	2nd (-3.0)	5,363	2:56
31	5/12	MID	L, 6-1	Cushing J (1-0)	Tineo, M (0-3)	-	14-17	3rd (-4.0)	7,165	2:27
	5/13	MID	PPD							
32	5/14(1)	MID	W, 10-1	Albright, L (2-2)	Ginn, J (0-2)	-	15-17	-	0	1:40
33	5/14(2)	MID	L, 13-1	Tomioka, S (1-0)	Hill, J (0-3)	-	15-18	3rd (-4.0)	4,621	2:32
5/15		OFF								
34	5/16	@ FRI	L, 3-2	Church, M (2-2)	Goddard, J (1-1)	Starr, N (1)	15-19	3rd (-4.0)	10,019	2:30
35	5/17	@ FRI	L, 10-4	Leiter, J (2-2)	Olivero, D (1-3)	-	15-20	T-4th (-4.0)	2,890	2:27
36	5/18	@ FRI	L, 7-1	Garcia, R (1-3)	Bain, J (0-2)	-	15-21	5th (-4.0)	3,480	2:13
37	5/19	@ FRI	W, 2-1	Albright, L (3-2)	White, O (1-1)	Rice, J (2)	16-21	T-4th (-4.0)	5,943	2:24 (1:53)
38	5/20	@ FRI	L, 8-7 (10)	Kelly, A (2-0)	Stumpo, M (0-1)	-	16-22	T-4th (-5.0)	7,070	3:26
39	5/21	@ FRI	W, 3-1	Patrick, C (1-5)	Church, M (2-3)	Montes De Oca, C (2)	17-22	T-4th (-5.0)	6,306	2:32
5/22		OFF								
40	5/23	@ SA	L, 14-4	Bachar, L (2-0)	Olivero, D (1-4)	-	17-23	5th (-5.0)	5,054	2:48
41	5/24	@ SA	L, 4-3	Hernandez, N (3-1)	Montes De Oca, C (0-1)	-	17-24	5th (-5.0)	4,990	2:35
42	5/25	@ SA	L, 5-4	Kopps, K (3-0)	Otanez, M (1-1)	Jacob, A (1)	17-25	5th (-6.0)	3,549	2:35
43	5/26	@ SA	L, 8-2	Wolf, J (3-5)	Hill, J (0-4)	-	17-26	5th (-7.0)	4,124	2:57
44	5/27	@ SA	W, 1-0	Patrick, C (2-5)	Snider, D (0-3)	Saalfrank, A (1)	18-26	5th (-6.0)	4,828	2:30
45	5/28	@ SA	W, 9-3	Grammes, C (1-0)	Henry, H (1-2)	-	19-26	5th (-5.0)	3,530	2:46
5/29		OFF								
46	5/30	SPR	W, 7-1	Bain, J (1-2)	Gragg, L (0-3)	-	20-26	5th (-4.0)	4,179	2:11
47	5/31	SPR	W, 13-8	Stumpo, M (1-1)	Sawyer, L (1-2)	-	21-26	4th (-4.0)	4,177	3:03
48	6/1	SPR	W, 3-2	Grammes, C (2-0)	Pereira, W (3-3)	-	22-26	4th (-4.0)	4,690	1:54
49	6/2	SPR	PPD							
49	6/3 (1)	SPR	L, 5-4 (8)	Roycroft, C (1-0)	Backhus, K (0-1)	Granillo, A (2)	22-27	4th (-3.5)	-	2:26
50	6/3 (2)	SPR	W, 6-1 (7)	Olivero, D (2-4)	Hernandez, K (5-2)	-	23-27	4th (-4.0)	6,502	1:39
51	6/4	SPR	L, 6-5	Sawyer, L (2-2)	Grammes, C (2-1)	-	23-28	4th (-4.0)	5,636	2:44



SOD POODLES 2023 DAY-BY-DAY



Game	Date	Opponent	W/L	Winning Pitcher	Losing Pitcher	Save	Record	Standing	Attendance	TOT
52	6/6	@ MID	W, 8-4	Albright, L (4-2)	Estes, J (3-4)	--	24-28	4th (-4.0)	3,738	2:33
53	6/7	@ MID	W, 4-0	Green, J (1-0)	Cusick, R (3-3)	--	25-28	3rd (-4.0)	3,042	2:35
54	6/8	@ MID	W, 12-3	Patrick, C (3-5)	Leal, D (2-2)	--	26-28	T-2nd (-3.0)	3,711	2:29
55	6/9	@ MID	W, 7-5	Olivero, D (3-4)	Howard, B (2-3)	Backhus, K (5)	27-28	T-2nd (-3.0)	6,290	2:19
56	6/10	@ MID	W, 13-10	Saalfrank, A (3-0)	Kubo, T (0-1)	Green, J (1)	28-28	2nd (-3.0)	5,032	2:46
57	6/11	@ MID	W, 4-1	Albright, L (5-2)	Estes, J (3-5)	Backhus, K (6)	29-28	2nd (-2.0)	2,190	2:23
	6/12	OFF								
58	6/13	SA	W, 10-2	Hill, J (1-4)	Wolf, J (5-6)	--	30-28	2nd (-1.0)	5,109	2:50
59	6/14	SA	L, 5-2	Quezada, J (1-1)	Patrick, C (3-6)	--	30-29	2nd (-2.0)	4,996	2:34
60	6/15	SA	L, 11-9	Blanchard, J (1-0)	Backhus, K (0-2)	Jacob, A (4)	30-30	2nd (-3.0)	5,703	3:36
61	6/16	SA	L, 12-9	Leasher, A (1-0)	Bain, J (1-3)	Malacki, B (1)	30-31	T-2nd (-4.0)	6,838	2:40
62	6/17	SA	W, 9-7	Saalfrank, A (4-0)	Gonzalez, B (0-1)	Green, J (2)	31-31	2nd (-3.0)	7,258	2:42
63	6/18	SA	L, 11-4	Wolf, J (6-6)	Goddard, J (1-2)	--	31-32	2nd (-4.0)	6,352	2:38
	6/19	OFF								
64	6/20	@ CC	L, 12-6	Brown, T (1-1)	Olivero, D (3-5)	--	31-33	T-2nd (-4.0)	3,351	3:03
65	6/21	@ CC	L, 5-4	Robaina, J (6-4)	Patrick, C (3-7)	McDonald, C (4)	31-34	3rd (-5.0)	3,587	2:28
66	6/22	@ CC	W, 7-5	Backhus, K (1-2)	Gaither, R (0-1)	--	32-34	T-2nd (-4.0)	4,084	2:55
67	6/23	@ CC	L, 10-9	Brown, T (2-1)	Stumpo, M (1-2)	--	32-35	3rd (-5.0)	4,612	2:57
68	6/24	@ CC	W, 5-3	Hill, J (2-4)	Chaidez, A (1-4)	--	33-35	T-2nd (-4.0)	6,008	2:35
69	6/25	@ CC	W, 6-3	Olivero, D (4-5)	Kouba, R (4-3)	--	34-35	2nd (-3.0)	5,991	2:18
END OF 1ST HALF										
70	6/28	TUL	W, 6-4	Backhus, K (2-2)	Dodson, T (4-5)	--	35-35, 1-0	T-1st (+1.0)	4,723	2:25
71	6/29	TUL	W, 12-7	Pope, A (2-0)	Frasso, N (1-3)	Green, J (3)	36-35, 2-0	T-1st (+1.0)	5,419	2:57
72	6/30	TUL	L, 7-6 (13)	Fisher, B (5-1)	Grammes, C (2-2)	--	36-36, 2-1	T-2nd (-1.0)	6,731	3:42
73	7/1	TUL	W, 12-10	Backhus, K (3-2)	Acosa, A (0-3)	--	37-36, 3-1	T-2nd (-1.0)	6,860	3:28
74	7/2	TUL	PSTP							
74	7/3 (1)	TUL	W, 15-7	Olivero, D (5-5)	Casparius, B (0-3)	--	38-36, 4-1			1:54
75	7/3 (2)	TUL	W, 10-9	Montes De Oca, C (1-1)	Sublette, R (1-3)	Green, J (4)	39-36, 5-1	T-1st (+2.0)	7,588	2:26
76	7/4	@ SPR	L, 9-8	Martinez, J (2-1)	Backhus, K (3-3)	Sawyer, L (6)	39-37, 5-2	T-1st (+1.0)	6,423	3:05
77	7/5	@ SPR	L, 5-4	Sawyer, L (3-2)	Vizcaino (0-1)	--	39,38, 5-3	2nd (-1.0)	2,203	2:33
78	7/6	@ SPR	L, 5-3	Pope, B (1-1)	Montes De Oca, C (1-2)	Granillo, A (8)	39-39, 5-4	2nd (-1.5)	3,358	2:26
79	7/7	@ SPR	PSTP							
79	7/8 (1)	@ SPR	W, 4-3	Hill, J (3-4)	Pereira, W (5-5)	Pope, A (1)	40-39, 6-4		--	2:07
80	7/8 (2)	@ SPR	W, 7-6	Backhus, K (4-3)	Pope, B (1-2)	Green, J (5)	41-39, 7-4	2nd (-1.0)	4,200	2:16
81	7/9	@ SPR	W, 9-6	Ogando, G (1-0)	Komar, B (1-5)	Vizcaino, R (2)	42-39, 8-4	T-1st (+2.0)	2,517	2:56
	7/10-13	OFF								
ALL-STAR BREAK										
82	7/14	FRI	L, 8-3	Wolfram, G (5-0)	Albright, L (5-3)	--	42-40, 8-5	2nd (-1.0)	7,015	2:37
83	7/15	FRI	W, 11-4	Hill, J (4-4)	Krauth, N (2-6)	--	43-40, 9-5	T-1st (+2.0)	6,871	2:33
84	7/16	FRI	W, 8-0	Lin, Y (1-0)	Bremer, N (0-1)	--	44-40, 10-5	T-1st (+3.0)	6,036	2:24
	7/17	OFF								
85	7/18	WCH								
86	7/19	WCH								
87	7/20	WCH								
88	7/21	WCH								
89	7/22	WCH								
90	7/23	WCH								
	7/24	OFF								
91	7/25	@ MID								
92	7/26	@ MID								
93	7/27	@ MID								
94	7/28	@ MID								
95	7/29	@ MID								
96	7/30	@ MID								
	7/31	OFF								
97	8/1	CC								
98	8/2	CC								
99	8/3	CC								
100	8/4	CC								
101	8/5	CC								
102	8/6	CC								
	8/7	OFF								