



# GAME NOTES

## NORTHWEST ARKANSAS NATURALS

3000 GENE GEORGE BLVD • SPRINGDALE, AR 72762 • PH: 479.927.4900 • FAX: 479.756.8088

WWW.NWANATURALS.COM /NATURALS NWANATURALS @NWANATURALS

### NORTHWEST ARKANSAS NATURALS (22-24) VS. CORPUS CHRISTI HOOKS (20-27)

LHP Dante Biasi (3-0, 4.91 ERA) vs. RHP Jaime Melendez (0-4, 7.81 ERA)

Thursday, June 2nd, 2022 • 4:05 PM • Arvest Ballpark • Springdale, Arkansas

Game 47 of 137 • Home Game 20 of 68 • Home Record: 7-12 • Night Game Record: 17-20 • South Division Record: 11-9

Streak: L3 • Last 5: 2-3 • Last 10: 6-4 • Road Record: 15-12 • Day Game Record: 5-4 • North Division Record: 11-15

Listen: [www.milb.com/northwest-arkansas/fans/audio-listen-live](http://www.milb.com/northwest-arkansas/fans/audio-listen-live) • Watch: MiLB.tv



### UPCOMING GAMES & PITCHING PROBABLES

Friday, June 3, 2022	CORPUS CHRISTI	7:05 p.m. CT	LHP Anthony Veneziano (1-4, 8.44 ERA) vs. LHP Julio Robaina (0-2, 10.67 ERA)
Saturday, June 4, 2022	CORPUS CHRISTI	6:05 p.m. CT	LHP Ángel Zerpa (1-4, 4.71 ERA) vs. RHP Misael Tamarez (1-2, 4.15 ERA)
Sunday, June 5, 2022	CORPUS CHRISTI	2:05 p.m. CT	RHP Alec Marsh (1-2, 5.72 ERA) vs. TBD

### BY THE NUMBERS

(UNDERLINE INDICATES MLB LEADER) (BOLD INDICATES DOUBLE-A LEADER) (ITALICS INDICATES DOUBLE-A WORST)

.273 (3rd) < <b>AVG</b>	.254 (8th)	5.15 (5th) < <b>ERA</b>	6.35 (10th)
288 (2nd) < <b>R</b>	279 (3rd)	1.51 (7th) < <b>WHIP</b>	1.72 (10th)
441 (3rd) < <b>H</b>	401 (6th)	.257 (6th) < <b>AVG</b>	.269 (17th)
51 (8th) < <b>HR</b>	52 (16th)	407.1 (8th)	IP > 408.0 (6th)
195 (8th) < <b>BB</b>	258 (1st)	402 (6th) < <b>H</b>	426 (7th)
413 (5th) < <b>K</b>	484 (10th)	253 (6th) < <b>R</b>	311 (9th)
63 (3rd) < <b>SB</b>	52 (5th)	52 (14th) < <b>HR</b>	55 (6th)
.354 (5th) < <b>OBP</b>	.368 (1st)	215 (8th) < <b>BB</b>	276 (10th)
.439 (5th) < <b>SLG</b>	.421 (7th)	413 (7th) < <b>K</b>	431 (4th)
.793 (5th) < <b>OPS</b>	.789 (6th)	2 (14th) < <b>SHO</b>	1 (19th)

### SERIES HISTORY

NWA ALL-TIME vs. Hooks	68-44 (.447)
NWA ALL-TIME in Springdale	37-42 (.468)
NWA ALL-TIME in Corpus Christi	31-42 (.425)

2022 vs. Hooks	0-2 (.000)
2022 in Springdale	0-2 (.000)
2022 in Corpus Christi	

DATE	H/R	SCORE	WIN	LOSS	SAVE
5/31/22	H	<b>L, 8-7</b>	D. West	Y. Del Rosario	M. Ruppenthal
6/1/22	H	<b>L, 6-2</b>	J. Endersby	D. Parrish	-
6/2/22	H				
6/3/22	H				
6/4/22	H				
6/5/22	H				
7/12/22	R				
7/13/22	R				
7/14/22	R				
7/15/22	R				
7/16/22	R				
7/17/22	R				



EST. 1888

NATURALS PR DEPARTMENT • NATURALSPR@GMAIL.COM

Dustin Dethlefs – Director, Marketing & PR – [dustin@nwanaturals.com](mailto:dustin@nwanaturals.com)  
 Nicholas Badders – Broadcaster/Media Relations/Baseball Ops – [nicholas@nwanaturals.com](mailto:nicholas@nwanaturals.com)  
 Adam Annaratore – Creative Services Coordinator – [adam@nwanaturals.com](mailto:adam@nwanaturals.com)  
 Kelsey Chanler – Marketing and Creative Services Assistant – [kelsey@nwanaturals.com](mailto:kelsey@nwanaturals.com)

### YESTERDAY'S GAME

	1	2	3	4	5	6	7	8	9	R	H	E	LO
Corpus Christi	0	0	0	2	0	2	1	1	0	6	11	0	8
NW Arkansas	1	0	0	0	0	1	0	0	0	2	7	0	8

Win: Jimmy Endersby (2-1)

Loss: Drew Parrish (4-3)

Save: None

**SPRINGDALE, AR** – Despite jumping out to a 1-0 lead in the first inning, the Corpus Christi Hooks took the lead in the fourth and inched further ahead as the night went on and the Northwest Arkansas Naturals fell 6-2, their second straight loss this series and third consecutive overall.

- Starting pitcher **Drew Parrish** pitched through five innings for the ninth straight start but was tagged for a season-high four runs on six hits and three walks, while only striking out three. Parrish retired the first nine Hooks he faced, then ran into trouble in the fourth as they plated two runs. The left-hander rebounded and retired five in a row but struggled again in the sixth as he could not finish the inning.
- Holden Capps** followed Parrish with 1.2 innings, then **Christian Chamberlain** made his Double-A debut, striking out three across 1.2 innings, allowing a run on three hits. **Zack Phillips** got the final out of the ninth, using just one pitch to end the inning.
- Both Naturals runs can be connected to first baseman **Robbie Glendinning**, who went 2-for-4 in the losing effort. Glendinning singled home Brhet Bewley in the first inning, then doubled to open up the sixth inning and scored on a **Ryan Grotjohn** sacrifice fly.
- Four of the Naturals' seven hits were for two bases, as catcher **Logan Porter** doubled twice, in the fourth and sixth innings but was stranded in scoring position both times. **Jake Means** doubled in the ninth inning, his fourth double in his last four games.

### NATURALS HITTING LEADERS

GAMES	Garcia & Massey (44)
AT-BATS	Michael Massey (182)
RUNS	Maikel Garcia (36)
HITS	<b>T* Michael Massey (60)</b>
TOTAL BASES	Michael Massey (98)
DOUBLES	Michael Massey (14)
TRIPLES	Tucker Bradley (3)
HOME RUNS	Matias & Massey (8)
RUNS BATTED IN	<b>T^ Michael Massey (45)</b>
WALKS	Maikel Garcia (40)
STRIKEOUTS	Robbie Glendinning (57)
STOLEN BASES	Maikel Garcia (16)
BATTING AVERAGE	Michael Massey (.330)
ON-BASE %	Logan Porter (.456)
SLUGGING %	Michael Massey (.538)
OPS	Logan Porter (.956)

### NATURALS PITCHING LEADERS

WINS	Del Rosario & Parrish (4)
LOSSES	Veneziano & Zerpa (4)
ERA	Drew Parrish (2.13)
GAMES	Zach Willeman (16)
STARTS	<b>* Drew Parrish (10)</b>
COMPLETE GAMES	
GAMES FINISHED	Zach Willeman (12)
SAVES	Andres Sotillet (2)
INNINGS	<b>* Drew Parrish (55.0)</b>
HITS	Ángel Zerpa (46)
RUNS	Anthony Veneziano (30)
EARNED RUNS	Anthony Veneziano (30)
HOME RUNS	Anthony Veneziano (9)
HIT BATTERS	Drew Parrish (5)
WALKS	Anthony Veneziano (25)
STRIKEOUTS	<b>* Alec Marsh (67)</b>

\* INDICATES LEAGUE LEADER // ^ INDICATES DOUBLE-A LEADER

### THIS DAY IN NATURALS HISTORY

#### The Naturals are 6-5 all-time when playing on June 2

On June 2, 10'6, the Northwest Arkansas Naturals beat the San Antonio Missions, 5-1 at Arvest Ballpark behind a 14-hit offensive outburst. All nine starters in the lineup had a hit for the Naturals, including five multi-hit games. Both extra-base hits came from center fielder **Bubba Starling**, a triple in the second inning and double in the sixth. **Frank Schwindel** drove in three of the team's five runs, with a second inning sacrifice fly, and two-run single in the seventh. **Alec Mills** started for the Naturals and threw 2.0 scoreless innings, while **Kyle Bartsch** allowed just one run in four innings of relief.

### HOME/AWAY

Home Games	7-11
Away Games	15-12

### TIME OF DAY

Night Games	17-20
Day Games	5-4

### MONTH

April	9-11
May	13-12
June	0-1
July	
August	
September	

### OPPONENT

vs. Amarillo	3-3
vs. Arkansas	2-4
vs. Corpus Christi	0-2
vs. Frisco	4-2
vs. Midland	4-2
vs. San Antonio	
vs. Springfield	5-4
vs. Tulsa	
vs. Wichita	4-7

### DAY OF THE WEEK

on Monday	
on Tuesday	3-5
on Wednesday	5-3
on Thursday	1-6
on Friday	5-3
on Saturday	4-4
on Sunday	4-3

### THIS HOMESTAND

Record	0-2
Team Batting Average	(.284)
Home Runs	1
Runs/Runs Per Game	9/4.50
Team ERA	6.50
Strikeouts	21
Saves/Opportunities	0/0

## THIS WEEK IN NATURALS BASEBALL

MONDAY	TUESDAY	WEDNESDAY	THURSDAY	FRIDAY	SATURDAY	SUNDAY
5/30 OFF	5/31 vs. Corpus Christi L, 8-7	6/1 vs. Corpus Christi L, 6-2	6/2 vs. Corpus Christi 4:05 p.m.	6/3 vs. Corpus Christi 7:05 p.m.	6/4 vs. Corpus Christi 6:05 p.m.	6/5 vs. Corpus Christi 2:05 p.m.



## FOLLOW THE LEADER

Manager Chris Widger enters his first season at the helm of the Naturals, after previous stops in *Advanced Rookie* Burlington (2019) and *High-A* Quad Cities (2021) managing Royals affiliates.

- 17 of the Naturals' 27 active players played for Widger with the Quad Cities River Bandits last season.
- Nine of the Naturals' 27 active players played under Widger with the Burlington Royals, then in Quad Cities and now in Northwest Arkansas: **Dante Biasi, Jonah Dipoto, Maikel Garcia, Michael Massey, Jake Means, Drew Parrish, Zack Phillips, Logan Porter** and **Ángel Zepa**.

## WHAT YOU KNOW ABOUT PITCHING DEEP?

In the month of May, Naturals starting pitchers threw 112.2 innings of the staff's 219.1 total (51.4%), up from 44.3% of the team's April innings.

- As a staff, the Naturals 4.43 ERA in the month of May ranked 3rd in the Texas League, with 13 of 25 starts lasting 5.0 innings or longer and 20 of 25 going 4.0 innings or more.
- In 24 May games, Naturals starting pitchers have a 4.23 ERA (53 ER in 112.2 IP) with 136 strikeouts (10.86 K/9) and a .225 opponents' average.
- Two-time Texas League Pitcher of the Week Drew Parrish has thrown 6.0 innings or more in each of his last EIGHT outings, including four scoreless: 6.0 IP on 4/26 vs. AMA & 5/26 @ MID and 7.0 on 5/7 @ SPR & 5/13 vs. WCH.

## EXTREME ENDS OF THE SPECTRUM

When looking at the Naturals' numbers one game to the next, it appears rather black and white with what leads to a win or loss.

- When scoring six runs or more, the Naturals are 20-4, while when scoring five runs or less, just 2-20.
- The Naturals are 17-5 when recording 10 hits or more, but when they get nine hits or less, are just 5-19.
- The Naturals are 21-8 when out-hitting their opponent or hits are tied, but 1-16 when out-hit by their opponent.
- When the Naturals score first, they are 16-8, whereas 6-16 when the opponent scores first.

## ONE RUN GOES A LONG WAY

The Naturals are 2-11 in one-run games this season, meaning 11 of their 24 losses this season have been decided by just one run.

- Six of the Naturals' last nine losses have been by just a run, as well as seven of 12 losses in the month of May.
- The Naturals have had the winning run at the plate in five losses this season (all one-run losses) and had the tying run at the plate or on base in 12 losses this season (including nine of their one-run losses).

## TUCKER BRADLEY: PROFESSIONAL HITTER

Tucker Bradley has acted as a second leadoff hitter for much of 2022 for Northwest Arkansas, batting 9th in the order in all 34 games he's started, but that is a spot he has thrived in.

- Bradley ranks among the top hitters in the Royals organization, with the third-highest batting average (.307) among qualified hitters in the system, also ranking third in slugging (.520) and fourth in OPS (.896), while fifth in on-base percentage (.376) ... he also ranks tied second in triples (3), seventh in hits (39) and tied ninth in total bases (66) and extra-base hits (14).
- Two of Tucker's five home runs this year have been grand slams, the first two of his pro career. He extended the Naturals' lead in the fifth inning on April 23 in Frisco with his first grand slam, then broke a scoreless tie to give the Naturals the lead in the fifth inning on May 13 vs. Wichita.

## Yo, You WANNA SEE SOME REAL SPEED?

Through 45 games, the Naturals have stolen 63 bases in 75 attempts (average 1.37 steals/game, 84.00% success rate) and pulled off a double steal 10 times.

- 63 steals ranks third in the Texas League, seventh in Double-A and tied 32nd in the Minors.
- Maikel Garcia's** 16 steals (in 18 attempts) ranks third in the Texas League and tied seventh in all of Double-A, while **Nate Eaton's** 12 steals (in 13 attempts) ranks tied eighth in the Texas League.

## IT'S GONNA BE MASSEY

Since the calendar flipped to May, second baseman **Michael Massey** has been one of the top hitters in the Texas League, as he hit at a .381 (37-for-97) average last month with a 1.016 OPS across 24 games, while recording a league-best 37 hits and ranking second with 29 runs batted in.

- On Sunday, Massey snapped a season-high seven-game hitting streak, with two or more hits in the first five games against Midland, but was named the league's Player of the Week for the second time this year.
- Michael has reached base in 36 of 44 games he's played this year, with already 17 multi-hit games, including 12 in May.
- The second baseman is not just tied for the RBI lead in the Texas League, but all of Double-A too with 45 runs batted in, raking tied sixth in MiLB, while also tied for second in hits across the minors (60) ... among all Double-A hitters, Massey is second in hits and eight in batting average (.330) ... he is tied for the Texas League lead in hits (60), ranks fifth in batting average, seventh in total bases (98) and doubles (14) and tied ninth in extra-base hits (22).
- He is scattered all across the Royals' organizational leaders, ranking first in batting average and hits, tied first in doubles, second in runs batted in, extra-base hits, total bases, slugging percentage (.538), third in OPS (.917), tied third in home runs, fourth in on-base percentage (.379) and tied fifth in runs scored (30).
- Massey's turnaround at the plate truly began April 22, when he entered the day hitting just .213 and proceeded to homer in three consecutive games, April 22 to 24 in Frisco ... he went from having no home runs through the first 11 games of the season, to having eight in his last 33, leading the Naturals in homers.

## GAR-SEE YA ON BASE

Shortstop **Maikel Garcia** has reached base in 40 of the 44 games he has played in this season, reaching base twice on 28 occasions, 14 multi-hit games.

- In 210 plate appearances, the Venezuelan has reached base 83 times (53 hits + 30 walks), for a .397 on-base percentage.
- Garcia has walked 30 times and struck out 36 times, a 1.2 K/BB rate.
- The shortstop places among the Texas League leaders in several categories, ranking third in steals (16), tied fourth in walks (30), tied seventh in hits (53) and ninth in runs scored (36) ... he ranks among the Double-A leader in steals (tied seventh) and runs scored (tied 10th).
- His 14-game hitting streak between April 27 and May 12 is the longest on the Naturals this year and tied for the 15th-longest in club history ... it is also tied for the second-longest in the Texas League this season ... in those 14 games, he hit .397 (23-for-58) with six doubles and a .970 OPS.

## PUSHIN (P)ORTER

Catcher **Logan Porter** has quietly flown under the radar as one of the top hitters in the Royals system so far in 2022.

- Among qualified Royals minor league hitters, Porter has the highest on-base percentage (.456), and ranks second in batting average (.327) and OPS (.956) and fourth in slugging percentage (.500).
- Porter has reached base in 27 of 30 games he's played this season, with hits in 21 of 30 and 12 multi-hit games, including nine in May.
- In the month of May, Porter hit .343 (24-for-70) with a team-best 1.017 OPS and he had drove in 13 runs with 11 walks.

## NUMERICAL QUICK ROSTER

#	PLAYER	POS	B/T
2	Bates, Parker	OF	L/R
3	Rivero, Sebastian	C	R/R
4	Grotjohn, Ryan	INF/OF	L/R
7	Bewley, Brhet	INF/OF	R/R
8	Garcia, Maikel	INF	R/R
9	Means, Jake	INF	R/R
11	Porter, Logan	C	R/R
12	Bradley, Tucker	OF	L/L
13	Loftin, Nick	INF/OF	R/R
14	Capps, Holden	LHP	R/L
15	Marsh, Alec	RHP	R/R
16	Glendinning, Robbie	INF	R/R
17	Phillips, Zack	LHP	L/L
21	Lacy, Asa (7-IL)	LHP	L/L
22	Woods Jr., Stephen	RHP	R/R
25	Matias, Seuly	OF	R/R
26	Massey, Michael	INF	L/R
27	Pennington, Walter	LHP	L/L
28	Parrish, Drew	LHP	L/L
29	Willeman, Zach	RHP	R/R
32	Veneziano, Anthony	LHP	L/L
33	Klein, Will	RHP	R/R
34	Cosby, Christian (7-IL)	RHP	R/R
35	Webb, Nathan (7-IL)	RHP	R/R
38	Biasi, Dante	LHP	L/L
41	Haake, Zach (7-IL)	RHP	R/R
44	Stupiensi, Gavin	INF/C	L/R
45	Del Rosario, Yefri	RHP	R/R
51	Chamberlain, Christian	LHP	L/L
53	Zepa, Ángel	LHP	L/L
55	Dipoto, Jonah	RHP	R/R
	Cropley, Tyler (7-IL)	C	R/R

## ALPHABETICAL QUICK ROSTER

#	PLAYER	POS	B/T
2	Bates, Parker	OF	L/R
7	Bewley, Brhet	INF/OF	R/R
38	Biasi, Dante	LHP	L/L
12	Bradley, Tucker	OF	L/L
14	Capps, Holden	LHP	R/L
51	Chamberlain, Christian	LHP	L/L
34	Cosby, Christian (7-IL)	RHP	R/R
	Cropley, Tyler (7-IL)	C	R/R
45	Del Rosario, Yefri	RHP	R/R
55	Dipoto, Jonah	RHP	R/R
8	Garcia, Maikel	INF	R/R
16	Glendinning, Robbie	INF	R/R
4	Grotjohn, Ryan	INF/OF	L/R
41	Haake, Zach (7-IL)	RHP	R/R
33	Klein, Will	RHP	R/R
21	Lacy, Asa (7-IL)	LHP	L/L
13	Loftin, Nick	INF/OF	R/R
15	Marsh, Alec	RHP	R/R
26	Massey, Michael	INF	L/R
25	Matias, Seuly	OF	R/R
9	Means, Jake	INF	R/R
28	Parrish, Drew	LHP	L/L
27	Pennington, Walter	LHP	L/L
17	Phillips, Zack	LHP	L/L
11	Porter, Logan	C	R/R
3	Rivero, Sebastian	C	R/R
44	Stupiensi, Gavin	INF/C	L/R
32	Veneziano, Anthony	LHP	L/L
35	Webb, Nathan (7-IL)	RHP	R/R
22	Woods Jr., Stephen	RHP	R/R
53	Zepa, Ángel	LHP	L/L

## BATTING

LEFTIES .....	6
RIGHTIES .....	8
SWITCH .....	0

## PITCHING

LEFTIES .....	9
RIGHTIES .....	6

## PRO-NUN-SEE-AY-SHUNS

2 TYLER CROPLEY (crop-lee)

25 SEULY MATIAS (soo-lee mah-TEE-as)

41 ZACH HAAKE (hockey)

BENCH COACH 23: MIKE JIRSCHLE (jursh-LEE)

4 RYAN GROTJOHN (GROET-john)

21 ASA LACY (AY-suh)

45 YEFRI DEL ROSARIO (Jeffry)

7 BRHET BEWLEY (Brett Bew-lee)

32 ANTHONY VENEZIANO (va-nee-z-ee-ah-no)

53 ÁNGEL ZERPA (AHN-hel SAIR-pah)

8 MAIKEL GARCIA (my-KELL gar-SEE-uh)

38 DANTE BIASI (bee-AH-zee)

55 JONAH DIPOTO (dih-POH-to)



## NATURALS HARDWARE SHELF

## Players of the Month

TBD

## Pitchers of the Month

TBD

## Players of the Week (2)

- April 25 to May 1: 2B Michael Massey ... hit .417 (10-for-28) across six games with a league-best 19 total bases and nine runs batted in, while tied for the Texas League lead with 10 hits. His 1.221 OPS ranked third among players with at least 20 at-bats, while his .417 average tied for second among that same group.
- May 23 to May 29: 2B Michael Massey ... hit a league-best .481 (13-for-27) across six games in Midland, while tied for the league lead with 19 total bases. He drove in nine runs as well, doubling three times with one home run, a go-ahead grand slam on May 24 and collected multiple hits in each of the first five games of the series.

## Pitchers of the Week (2)

- May 2 to May 8: LHP Drew Parrish ... threw 7.0 scoreless innings on May 7 @ Springfield ... held the Cardinals to just two hits and one walk while striking out four. He retired the first eight he faced and the final five, with five 1-2-3 frames.
- May 9 to May 15: LHP Drew Parrish ... threw 7.0 scoreless innings on May 13 vs. Wichita ... held the Wind Surge to just three hits and no walks while striking out nine. Between the second and sixth innings, he retired 13 straight batters, retiring the side 1-2-3 in the first inning, as well as the third through sixth.

## TOOLS TEAM

Five Naturals players were listed in *Baseball America's* 2022 Best Tools Survey of the Kansas City Royals' organization.

- CF Nick Loftin is rated as having the "Best Strike-Zone Discipline" in the system.
- SS Maikel Garcia is rated as having the "Best Infield Arm" in the system.
- RF Seuly Matias is rated as having the "Best Outfield Arm" in the system.
- LHP Asa Lacy is rated as having the "Best Slider" in the system.
- LHP Ángel Zerpa is rated as having the "Best Control" in the system.

## QUICK FACTS

Founded	2008
Colors	Navy Blue, Burgundy, Gold and White
League	Texas League (Since 2008)
Ownership	Rich Entertainment Group
General Manager	Justin Cole (9th Season)
Home Ballpark (Capacity)	Arvest Ballpark (7,350, 6,500 seats)
Dimensions	LF- 327 LCF- 377 CF- 400 RCF- 378 RF- 325
Wall Heights	LF-LCF: 9 feet CF: 11 feet RCF-RF: 9 feet



## ROSTER BREAKDOWN

Age 20	0	Native of Australia	1
Age 21	0	Native of Dominican Republic	2
Age 22	7	Native of United States	25
Age 23	3	Native of Venezuela	3
Age 24	9	Acquired by Royals via Free Agency	12
Age 25	4	(International)	4
Age 26	5	(Minor League)	5
Age 27	2	(Undrafted)	3
Age 28	1	Acquired by Royals via Trade	1
Age 29	0	Acquired by Royals via First Year Player Draft	18
Average Age	24 Years 94 Days	(High School)	1
Median Age	24	(Rounds 1-5)	6
		(2016-18 Drafts)	5
		(2nd Year/College)	0
		(Rounds 6-10)	6
		(2019 Draft)	8
		(3rd Year/College)	12
		(Rounds 11-20)	1
		(2020 Draft)	4
		(4th+ Year/College)	5
		(Rounds 21-40)	5
		(2021 Draft)	1

## ROYALS TOP-30 PROSPECTS (RANKING ACCORDING TO MLB PIPELINE)

#	PLAYERS (POSITION)	OVERALL RANKING	BASEBALL AMERICA RANKING
3	Asa Lacy (LHP) (IL)	68th Overall / 5th LHP	Royals 5th / 9th LHP
5	Nick Loftin (OF)		Royals 12th
11	Alec Marsh (RHP)		Royals 14th
12	Ángel Zerpa (LHP)		Royals 24th
16	Anthony Veneziano (LHP)		Royals 30th
18	Will Klein (RHP)		Royals 22nd
20	Maikel Garcia (SS)		Royals 15th
21	Michael Massey (2B)		Royals 13th
27	Drew Parrish (LHP)		Royals 18th
28	Nathan Webb (RHP) (IL)		-
29	Christian Chamberlain (LHP)		-
-	Yefri Del Rosario (RHP)		Royals 25th

## UNIFORM RECORDS

 Navy/Red (15-14) Home: 6-9 Road: 9-5	 Red (6-7) Home: 0-0 Road: 6-7	 White/Navy (1-3) Home: 1-3 Road: 0-0	 Los Naturales Home: 0-0 Road: 0-0	 Growlin' Chickens Home: 0-0 Road: 0-0	 Fauxback Home: 0-0 Road: 0-0
 White (7-6) Home: 7-6 Road: 0-0	 Grey (6-6) Home: 0-0 Road: 6-6	 Navy (9-12) Home: 0-6 Road: 9-6	 Los Naturales Home: 0-0 Road: 0-0	 Growlin' Chickens Home: 0-0 Road: 0-0	 Fauxback Home: 0-0 Road: 0-0
HOME UNIFORM COMBINATIONS			ROAD UNIFORM COMBINATIONS		
Navy/Red Hat & White Jersey: 6-5			Navy/Red Hat & Navy Jersey: 0-4		
White Hat & White Jersey: 1-1			White Hat & Navy Jersey: 0-2		
Red Hat & White Jersey: 0-0			Red Hat & Navy Jersey: 0-0		
Specialty/Theme Uniforms: 0-0			Navy/Red Hat & Grey Jersey: 3-2		
			Navy/Red Hat & Navy Jersey: 6-3		
			Red Hat & Grey Jersey: 3-4		
			Red Hat & Navy Jersey: 3-3		

## NATURALS IN-SEASON BIRTHDAYS

## APRIL (3)

4/14 – Walter Pennington (24)  
4/14 – Jake Means (26)  
4/25 – Ryan Grotjohn (27)

## MAY (5)

5/6 – Tucker Bradley (24)  
5/7 – Derrick Lewis (46)  
5/14 – Alec Marsh (24)  
5/14 – Christian Colón (33)  
5/21 – Chris Widger (51)

## JUNE (2)

6/2 – Asa Lacy (23)  
6/10 – Stephen Woods Jr. (27)

## JULY (2)

7/11 – Zack Phillips (24)  
7/12 – Logan Porter (27)  
7/20 – Christian Chamberlain (23)

## AUGUST (1)

8/20 – Nathan Webb (25)

## SEPTEMBER (6)

9/1 – Anthony Veneziano (25)  
9/3 – Jonah Dipoto (26)  
9/4 – Seuly Matias (24)  
9/23 – Yefri Del Rosario (23)  
9/25 – Nick Loftin (24)  
9/27 – Ángel Zerpa (23)





## 2022 BREAKING ROSTER

**Pitchers (16):** LHP Dante Biasi, LHP Holden Capps, RHP Christian Cosby, RHP Yefri Del Rosario, RHP Jonah Dipoto, RHP Zach Haake, LHP Asa Lacy, RHP Alec Marsh, LHP Drew Parrish, LHP Zack Phillips, RHP Ándres Sotillet, LHP Anthony Veneziano, RHP Nathan Webb, RHP Zach Willeman, RHP Stephen Woods Jr. and LHP Ángel Zepa.

**Catchers (3):** Tyler Cropley, Sebastian Rivero, Logan Porter

**Infielders (7):** Nathan Eaton, Maikel Garcia, Robbie Glendinning, Ryan Grotjohn, Michael Massey, Jake Means, Gavin Stupienski

**Outfielders (4):** Tucker Bradley, Nick Loftin, Seuly Matias, John Rave

- 4/4 Kansas City Royals announce Breaking Roster
- 4/8 LHP **Holden Capps** placed on the development list  
INF **Gavin Stupienski** placed on the development list
- 4/12 RHP **Nate Webb** placed on the 7-day injured list
- 4/16 LHP **Holden Capps** activated from the development list
- 4/19 C **Tyler Cropley** placed on the 7-day injured list  
RHP **Christian Cosby** placed on the 7-day injured list  
INF **Gavin Stupienski** activated from the development list
- 4/21 LHP **Walter Pennington** transferred to Northwest Arkansas (AA) from Quad Cities (A+)
- 4/23 RHP **Zach Haake** placed on the 7-day injured list  
RHP **Patrick Halligan** transferred to Northwest Arkansas (AA) from Columbia (A)
- 4/26 RHP **Patrick Halligan** transferred to Quad Cities (A+) from Northwest Arkansas (AA)
- 4/28 RHP **Ándres Sotillet** transferred to Omaha (AAA) from Northwest Arkansas (AA)
- 5/3 INF **Ryan Grotjohn** placed on the Development List  
INF **Brhet Bewley** activated from the Quad Cities Injured List and transferred to Northwest Arkansas (AA)  
LHP **Patrick Smith** transferred to Northwest Arkansas (AA) from Quad Cities (A+)  
LHP **Marcelo Martinez** transferred to Northwest Arkansas (AA) from Omaha (AAA)
- 5/8 C **Sebastian Rivero** recalled by Kansas City (MLB) from Northwest Arkansas (AA)
- 5/9 C **Sebastian Rivero** optioned to Northwest Arkansas (AA)  
C **Sebastian Rivero** recalled by Kansas City (MLB) from Northwest Arkansas (AA)
- 5/10 LHP **Asa Lacy** placed on the 7-day injured list  
INF **Ryan Grotjohn** activated from the Development List
- 5/13 C **Sebastian Rivero** optioned to Northwest Arkansas (AA)
- 5/14 LHP **Patrick Smith** placed on the Development List  
RHP **Will Klein** activated from the 7-day injured list
- 5/17 C **Sebastian Rivero** recalled by Kansas City (MLB) from Northwest Arkansas (AA)
- 5/21 LHP **Marcelo Martinez** transferred to Omaha (AAA) from Northwest Arkansas (AA)
- 5/24 LHP **Patrick Smith** transferred to Quad Cities (A+) from Northwest Arkansas (AA)  
RHP **Ándres Sotillet** transferred to Northwest Arkansas (AA) from Omaha (AAA)
- 5/26 OF **John Rave** transferred to Omaha (AAA) from Northwest Arkansas (AA)  
INF **Nate Eaton** transferred to Omaha (AAA) from Northwest Arkansas (AA)
- 5/28 C **Sebastian Rivero** optioned to Northwest Arkansas (AA)
- 5/31 RHP **Christian Cosby** activated from the 7-day injured list  
LHP **Christian Chamberlain** transferred to Northwest Arkansas (AA) from Quad Cities (A+)  
RHP **Zach Willeman** transferred to Omaha (AAA) from Northwest Arkansas (AA)
- 6/1 OF **Parker Bates** transferred to Northwest Arkansas (AA) from Quad Cities (A+)  
RHP **Ándres Sotillet** transferred to Omaha (AAA) from Northwest Arkansas (AA)




## #36 CHRIS WIDGER • MANAGER

- Chris Widger will manage the Naturals after guiding the River Bandits to a High-A Central championship in their first season as a Kansas City affiliate in 2021. In doing so, he was named the Minor League Manager of the Year by *Baseball America* following the 2021 season.
- 2022 marks Widger's seventh year in the Royals' organization, as he was slated to manage Advanced-A Wilmington in 2020 and led Burlington to the Appalachian League Championship Series in his first season as Manager in 2019. Prior to that, he was Wilmington's Bench Coach from 2016-18.
- Before joining the Royals organization, he managed the Independent League Camden Riversharks in 2015 and was their Pitching Coach from 2012-14.
- A third-round pick by Seattle in the 1992 Draft, Widger played in parts of 10 seasons in the Majors with the Mariners (1995-96, 2000), Expos (1997-2000), Yankees (2002), Cardinals (2003), White Sox (2005-06) and Orioles (2006), winning a World Series with Chicago in 2005.
- Widger and his wife, Whitney, reside in Pennsville, N.J., with their children: C.J., Ashlynn and Skylar.



## #43 DERRICK LEWIS • PITCHING COACH

- Derrick Lewis is in his third season with the Royals' organization and second as pitching coach at Northwest Arkansas.
- He spent the previous 16 seasons in the Atlanta Braves' organization, the first 14 as a Minor League pitching coach and the last two as the Pitching Coordinator.
- Pitching coach timeline: 2004-07: GCL Braves (Gulf Coast League, RK)... 2008-10: Danville Braves (Appalachian League, RK)... 2011-13: Rome Braves (South Atlantic League, A)... 2014: Lynchburg Hillcats (Carolina League, A+)... 2015-2016: Carolina Mudcats (Carolina League, A+)... 2017: Mississippi Braves (Southern League, AA)
- He played seven seasons in the Braves' organization from 1997-2003, after being selected in the 20th round of the 1997 draft.
- Lewis and his wife, Roslyn, reside in Charlotte, North Carolina, with their daughter, Skye and Son, Lake.



## #6 ABRAHAM NÚÑEZ • HITTING COACH

- Abraham Núñez enters his fourth season as Northwest Arkansas' hitting coach after serving in the same capacity with High-A Wilmington (2015-2018), Class-A Lexington (2014), Rookie Advanced Burlington (2013) and the Dominican Royals (2012).
- Núñez played for parts of 12 seasons in the Majors with the Pirates (1997-2004), Cardinals (2005), Phillies (2006-2007) and Mets (2008). A switch-hitter, he owns a career average of .242 as a utility infielder in the big leagues, primarily playing third base, but could play all four infield positions.
- His best season came in 2005 when he batted .285 in 139 games for the National League Champion St. Louis Cardinals.
- Lifetime .346 (9-for-28) hitter in the postseason, including the 2005 National League Championship Series with St. Louis when he hit .385, though did not play in the World Series.
- Born in Santo Domingo, Dominican Republic, he now resides in Hudson, Massachusetts.



## #27 CHRISTIAN COLÓN • ASSISTANT HITTING COACH

- Christian Colón returns to the organization as the Naturals Assistant Hitting Coach in 2022, following a 12-year professional career.
- He was the Royals first-round pick in the 2010 MLB Draft, scored the winning run in the 2014 AL Wild Card game and had the game-winning hit in the title-clinching Game 5 of the 2015 World Series.
- After being drafted in 2010, Colón ascended to Northwest Arkansas by 2011 and between 2011, 2012 and 2014, played 202 games for the Naturals ... In 2011, Colón led the Texas League in sacrifices (21), while leading the team in at-bats (491) and hits (126). His 21 sacrifices that season are the most a Naturals player has ever recorded in a single season, while 28 overall are tied for the club record.
- During his playing career, he made stops in Miami (2017) and Cincinnati (2019-20) ... spent 2021 with the Rich Baseball-owned Buffalo Bisons (Triple-A, Toronto) before announcing his retirement.
- He also played in parts of four seasons in the Puerto Rican Winter League.
- Christian lives in Cave Springs, Ark. (15 minutes North of Arvest Ballpark) with his wife, Kayla, and three daughters, Marley, Mia and Lucy.



## #23 MIKE JIRSCHLE • BENCH COACH

- Mike Jirschle enters his first season as the Bench Coach for Northwest Arkansas after spending last season in the same role for Manager Chris Widger in Quad Cities.
- He served as a Special Assistant to the General Manager in 2020 and was on the Royals coaching staff as the Third Base Coach from 2014-19 and won the World Series in 2015.
- Jirschle previously managed the Triple-A Omaha franchise for 11 seasons (2003-13), leading the team to four division titles, three-straight trips to the Pacific Coast League championship round (2011-13), two PCL titles (2011, 2013) and a Triple-A Championship in 2013.
- He earned the 2011 Mike Coolbaugh Award for outstanding baseball work ethic, knowledge of the game and skill in mentoring young players on the field.
- Prior to his 11-year stint with Omaha, he served as the Royals Minor League Infield Coordinator for four years (1998-2002), while he held managerial positions with Omaha (1995-97), Wilmington (1994), Rockford (1993) and the Gulf Coast Royals (1992).
- Jirschle was originally selected by the Texas Rangers in the fifth round of the 1977 MLB Draft and played in 999 minor league games over 13-plus seasons in the Rangers and Royals systems.



## DANNY ACCOLA • CERTIFIED ATHLETIC TRAINER

- Danny Accola is entering his seventh season with the Royals organization and first as the certified athletic trainer with the Naturals, after serving in the same role with the Quad Cities in 2021.
- He was slated to serve in that role with Wilmington in 2020 and previously filled those roles with Lexington in 2019, Burlington from 2017-18 and with Surprise in 2016.
- Accola graduated from the University of Central Missouri in 2014 and previously held an athletic training internship with the Denver Broncos in 2013.



## C.J. MIKKELSEN • STRENGTH & CONDITIONING COACH

- C.J. Mikkelsen will serve as the Northwest Arkansas Strength & Conditioning Coach for the second consecutive season, after being slated to fill that same role at Idaho Falls in 2020.
- He graduated in December 2019 with a master's degree in sports physiology from Texas A&M University, where he also worked as a Sports Performance Graduate Intern.
- Mikkelsen earned his bachelor's degree in exercise and wellness from Arizona State University in 2016. He resides in Desert Hills, Arizona.



DREW EPPERSON  
VIDEO COORDINATOR



MITCH MEYER  
VIDEO COORDINATOR



### Dante Biasi - Pitching - Stat Splits - 2022 - Regular Season

Split	Team	W	L	ERA	G	GS	CG	SHO	SV	IP	H	R	ER	HR	HB	BB	IBB	SO	WHIP	AVG	AB	WP	BK	GIDP	TBF	NP-S
Home Games	NWA	2	0	4.85	4	1	0	0	0	13.0	14	7	7	1	0	5	0	10	1.46	.269	52	1	0	0	58	242 - 142
Away Games	NWA	1	0	4.96	5	2	0	0	0	16.1	15	11	9	1	0	13	0	22	1.71	.246	61	1	0	1	75	319 - 180
Day Games	NWA	1	0	2.84	2	0	0	0	0	6.1	4	2	2	1	0	1	0	2	0.79	.174	23	0	0	0	24	103 - 61
Night Games	NWA	2	0	5.48	7	3	0	0	0	23.0	25	16	14	1	0	17	0	30	1.83	.278	90	2	0	1	109	458 - 261
On Grass	NWA	3	0	4.91	9	3	0	0	0	29.1	29	18	16	2	0	18	0	32	1.60	.257	113	2	0	1	133	561 - 322
April	NWA	1	0	4.50	4	2	0	0	0	14.0	15	7	7	1	0	8	0	13	1.64	.268	56	1	0	0	65	264 - 146
May	NWA	2	0	5.28	5	1	0	0	0	15.1	14	11	9	1	0	10	0	19	1.57	.246	57	1	0	1	68	297 - 176
On Tuesdays	NWA	2	0	7.88	3	0	0	0	0	8.0	10	7	7	1	0	3	0	7	1.63	.286	35	2	0	0	38	152 - 92
On Thursdays	NWA	0	0	9.00	1	1	0	0	0	4.0	5	4	4	0	0	3	0	7	2.00	.333	15	0	0	1	18	81 - 46
On Fridays	NWA	0	0	4.76	2	1	0	0	0	5.2	9	5	3	0	0	4	0	6	2.29	.375	24	0	0	0	30	129 - 75
On Saturdays	NWA	1	0	0.00	2	1	0	0	0	8.1	3	2	0	0	0	7	0	11	1.20	.111	27	0	0	0	34	140 - 77
On Sundays	NWA	0	0	5.40	1	0	0	0	0	3.1	2	0	2	1	0	1	0	1	0.90	.167	12	0	0	0	13	59 - 32
In games following a win	NWA	1	0	3.27	3	2	0	0	0	11.0	10	4	4	0	0	6	0	12	1.45	.244	41	0	0	1	47	191 - 108
In games following a loss	NWA	2	0	4.41	5	1	0	0	0	16.1	15	10	8	1	0	11	0	18	1.59	.242	62	1	0	0	75	327 - 189
Starter	NWA	0	0	4.63	3	3	0	0	0	11.2	14	6	6	0	0	8	0	15	1.89	.311	45	0	0	1	54	221 - 122
Reliever	NWA	3	0	5.09	6	0	0	0	0	17.2	15	12	10	2	0	10	0	17	1.42	.221	68	2	0	0	79	340 - 200

### Dante Biasi - Opposing Hitting - Stat Splits - 2022 - Regular Season

Split	Team	AVG	G	AB	R	H	2B	3B	HR	RBI	BB	IBB	SO	SB	CS	OBP	SLG	OPS	HBP	SAC	SF	GIDP
vs Left	NWA	.286	9	35	10	2	0	2	7	8	0	10				.419	.514	.933	0	0	0	0
vs Right	NWA	.244	9	78	19	6	0	0	10	10	0	22				.322	.321	.643	0	0	2	1
Team is ahead	NWA	.254	7	67	17	4	0	1	11	10	0	17				.342	.358	.700	0	0	2	0
Team is behind	NWA	.217	3	23	5	2	0	1	5	3	0	5				.308	.435	.743	0	0	0	1
Score is tied	NWA	.304	4	23	7	2	0	0	1	5	0	10				.429	.391	.820	0	0	0	0
Batting First	NWA	.077	9	13	1	0	0	0	0	2	0	3				.200	.077	.277	0	0	0	1
Batting Second	NWA	.455	9	11	5	2	0	0	2	2	0	1				.538	.636	1.174	0	0	0	0
Batting Third	NWA	.250	9	12	3	0	0	0	0	1	0	5				.308	.250	.558	0	0	0	0
Batting Fourth	NWA	.214	9	14	3	0	0	0	1	1	0	5				.267	.214	.481	0	0	0	0
Batting Fifth	NWA	.286	9	14	4	2	0	1	2	2	0	2				.375	.643	1.018	0	0	0	0
Batting Sixth	NWA	.538	9	13	7	1	0	1	4	2	0	1				.600	.846	1.446	0	0	0	0
Batting Seventh	NWA	.273	9	11	3	1	0	0	1	4	0	4				.467	.364	.831	0	0	0	0
Batting Eighth	NWA	.077	9	13	1	1	0	0	4	1	0	7				.125	.154	.279	0	0	2	0
Batting Ninth	NWA	.167	9	12	2	1	0	0	3	3	0	4				.333	.250	.583	0	0	0	0
Leading Off	NWA	.192	9	26	5	3	0	0	0	3	0	6				.276	.308	.584	0	0	0	0
First Inning	NWA	.200	3	10	0	2	0	0	0	0	0	4	0	0	0	.200	.200	.400	0	0	0	0
Second Inning	NWA	.450	5	20	4	9	3	0	4	4	0	6	0	0	0	.542	.600	1.142	0	0	0	1
Third Inning	NWA	.176	5	17	3	3	1	0	0	2	5	0	7	1	1	.348	.235	.583	0	0	1	0
Fourth Inning	NWA	.231	4	13	2	3	1	0	0	2	5	0	4	1	0	.421	.308	.729	0	0	1	0
Fifth Inning	NWA	.316	4	19	5	6	1	0	1	5	1	0	5	0	0	.350	.526	.876	0	0	0	0
Sixth Inning	NWA	.188	5	16	2	3	2	0	0	2	2	0	4	0	0	.278	.313	.591	0	0	0	0
Seventh Inning	NWA	.182	3	11	1	2	0	0	0	1	1	0	1	0	0	.250	.182	.432	0	0	0	0
Eighth Inning	NWA	.250	1	4	1	1	0	0	1	1	0	0	1	0	0	.250	1.000	1.250	0	0	0	0
Ninth Inning	NWA	.000	1	3	0	0	0	0	0	0	0	0	0	0	0	.000	.000	.000	0	0	0	0
Bases Empty	NWA	.236	9	55	13	4	0	1	1	11	0	14				.364	.364	.728	0	0	0	0
Runner at 1st	NWA	.333	9	18	6	2	0	0	1	3	0	3				.429	.444	.873	0	0	0	1
Runner at 2nd	NWA	.250	6	12	3	1	0	1	4	2	0	4				.357	.583	.940	0	0	0	0
Runner at 3rd	NWA	.200	4	5	1	0	0	0	1	0	0	2				.200	.200	.400	0	0	0	0
Runners at 1st & 2nd	NWA	.167	6	12	2	1	0	0	2	1	0	6				.231	.250	.481	0	0	0	0
Runners at 1st & 3rd	NWA	.667	4	3	2	0	0	0	3	0	0	0				.500	.667	1.167	0	0	1	0
Runners at 2nd & 3rd	NWA	.500	3	4	2	0	0	0	3	0	0	1				.500	.500	1.000	0	0	0	0
Bases Loaded	NWA	.000	3	4	0	0	0	0	2	1	0	2				.167	.000	.167	0	0	1	0
Runners On	NWA	.276	9	58	16	4	0	1	16	7	0	18				.343	.397	.740	0	0	2	1
Scoring Position	NWA	.250	9	40	10	2	0	1	15	4	0	15				.304	.375	.679	0	0	2	0
No Outs	NWA	.317	9	41	13	6	0	1	7	4	0	9				.378	.537	.915	0	0	0	0
One Out	NWA	.282	9	39	11	1	0	1	7	11	0	12				.423	.385	.808	0	0	2	1
Two Outs	NWA	.152	9	33	5	1	0	0	3	3	0	11				.222	.182	.404	0	0	0	0
Late / Close	NWA	.250	1	4	1	0	0	0	0	0	0	0				.250	.250	.500	0	0	0	0
Ahead in Count	NWA	.167	9	36	6	2	0	1	4	0	0	20				.167	.306	.473	0	0	0	0
Behind in Count	NWA	.288	9	52	15	5	0	1	7	18	0	8				.465	.442	.907	0	0	1	0
0-0 Count	NWA	.400	6	10	4	1	0	0	3	0	0	0				.400	.500	.900	0	0	0	0
0-1 Count	NWA	.167	5	6	1	1	0	0	0	0	0	0				.167	.333	.500	0	0	0	0
0-2 Count	NWA	.222	6	9	2	0	0	1	2	0	0	5				.222	.556	.778	0	0	0	0
1-0 Count	NWA	.583	6	12	7	1	0	0	2	0	0	0				.538	.667	1.205	0	0	1	0
1-1 Count	NWA	.600	5	5	3	0	0	0	2	0	0	0				.600	.600	1.200	0	0	0	1
1-2 Count	NWA	.143	6	21	3	1	0	0	2	0	0	15				.143	.190	.333	0	0	0	0
2-0 Count	NWA	.167	5	6	1	0	0	0	1	0	0	0				.167	.167	.334	0	0	0	0
2-1 Count	NWA	.333	7	9	3	2	0	0	1	0	0	0				.333	.556	.889	0	0	0	0
2-2 Count	NWA	.100	8	10	1	0	0	0	1	0	0	4				.091	.100	.191	0	0	1	0
3-0 Count	NWA	.000	5	0	0	0	0	0	0	5	0	0				1.000	.000	1.000	0	0	0	0
3-1 Count	NWA	.000	7	2	0	0	0	0	0	6	0	0				.750	.000	.750	0	0	0	0
3-2 Count	NWA	.174	9	23	4	2	0	1	3	7	0	8				.367	.391	.758	0	0	0	0
Pitcher	NWA	.257	9	113	29	8	0	2	17	18	0	32				.353	.381	.734	0	0	2	1







## PLAYER

14 HOLDEN  
CAPPS

LHP • R/L • 6'1" • 194 lbs • 3/24/1995 (27)  
2017 MLB Draft – Round 8 (L. of Central Oklahoma)  
Born/Resides: Lawton, Oklahoma

17 ZACK  
PHILLIPS

LHP • L/L • 6'1" • 170 lbs • 7/11/1998 (23)  
2019 MLB Draft – Round 27 (Ole Miss)  
Born: Sierra Vista, Arizona • Resides: Texarkana, Arkansas

18 ALEC  
MARSH

RHP • R/R • 6'3" • 220 lbs • 5/14/1998 (24)  
2019 MLB Draft – Round 2, 70th Overall (Arizona State)  
Born: Waukesha, Wisc. • Resides: Milwaukee, Wisc.

22 STEPHEN  
WOODS JR.

RHP • R/R • 6'1" • 200 lbs • 6/10/1995 (26)  
Traded from Tampa Bay – 7/21/2020  
Born: New Hyde Park, N.Y. • Resides: Huntington Station, N.Y.

27 WALTER  
PENNINGTON

LHP • L/L • 6'2" • 205 lbs • 4/14/1998 (24)  
Signed 8/19/2020 as an Undrafted League Free Agent  
Born: Englewood, Colorado • Resides: Broomfield, Colorado

28 DREW  
PARRISH

LHP • L/L • 5'11" • 195 lbs • 12/8/1997 (24)  
2019 MLB Draft – Round 8 (Florida State)  
Born: Cape Canaveral, Florida • Resides: Rockledge, Florida

32 ANTHONY  
VENEZIANO

LHP • L/L • 6'6" • 200 lbs • 9/1/1997 (24)  
2019 MLB Draft – Round 10 (Costal Carolina)  
Born/Resides: Hackettstown, New Jersey

33 WILL  
KLEIN

RHP • R/R • 6'5" • 230 lbs • 11/28/1999 (22)  
2020 MLB Draft – Round 5 (Eastern Illinois)  
Born: Maryville, Tennessee • Resides: Bloomington, Indiana

34 CHRISTIAN  
COSBY

RHP • R/R • 6'5" • 215 • 12/21/1996 (25)  
2018 MLB Draft – Round 14 (Chapman University)  
Born/Resides: Placentia, California

38 DANTE  
BIASI

LHP • L/L • 6'0" • 200 lbs • 12/22/1996 (25)  
2019 MLB Draft – Round 6 (Penn State)  
Born: Wilkes Barre, Penn. • Resides: Hazleton, Penn.

45 YEFEI  
DEL ROSARIO

RHP • R/R • 6'2" • 180 lbs • 9/23/1999 (22)  
Signed 12/5/2017 as a Minor League Free Agent  
Born/Resides: Miches, Dominican Republic

51 CHRISTIAN  
CHAMBERLAIN

LHP • L/L • 5'10" • 173 lbs • 7/20/1999 (22)  
2020 MLB Draft – Round 4 (Oregon State)  
Born: Grand Junction, Colorado • Resides: Reno, Nevada

53 ÁNGEL  
ZERPA

LHP • L/L • 6'0" • 220 lbs • 9/27/1999 (22)  
Signed 6/26/2016 as an International Free Agent  
Born: Valle De La Pascua, Venez. • Resides: Anaco, Venez.

55 JONAH  
DIPOTO

RHP • R/R • 6'1" • 225 • 9/3/1996 (25)  
2019 MLB Draft – Round 35 (University of San Diego)  
Born: Queens, New York • Resides: ,an Diego, California

## QUICK NOTES

- 2022: Two scoreless outings in 2022, 0.2 IP on 4/28 and 0.2 IP on 5/11.
- 2021: Began the season on the Naturals' 60-Day IL and split the season between the Arizona Complex League, Quad Cities (A+) and NW Arkansas ... combined between three levels, went 4-2 across 22 games (three starts) with a 5.79 ERA (24 ER in 37.1 IP) and 36 strikeouts.
- 2019: Split the season between Wilmington (A+) and NW Arkansas (AA), pitching in 39 games out of the bullpen for the Blue Rocks and Naturals with a combined 2.61 ERA (15 ER in 51.2 IP) and 55 strikeouts.

2SFB, SL, CH

CONSECUTIVE BATTERS RETIRED: 1 (6/1/2022)

SCORELESS STREAK: 0.1 IP (6/1/2022)

- 2021: Split the season between Columbia (A) and Quad Cities (A+), combining to pitch in 25 games out of the bullpen with an 0-4 record, but three saves and a 2.06 ERA (11 ER in 48.0 IP) while walking just 13 and striking out 51 ... 16 of his 25 total appearances were scoreless.
- 2019: After being drafted, was assigned to Burlington (R) in the Appalachian League and pitched in 20 games out of the bullpen for the B-Royals, going 4-1 with two saves and a 2.15 ERA (9 ER in 37.2 IP), while striking out 29.

4SFB, 2SFB, CT, SL, CH

CONSECUTIVE BATTERS RETIRED: 1 (6/1/2022)

SCORELESS STREAK: 0.1 IP (6/1/2022)

- Ranked by MLB Pipeline as the No. 11 Royals prospect ... Ranked by *Baseball America* as the No. 14 Royals prospect
- 2022: Has struck out 7 or more in six of eight starts this year, including 10 strikeouts in each of last two starts, at least 8 in four straight starts.
- 2021: Broke camp with NW Arkansas (AA) and made six starts for the Naturals, before missing the rest of the year with an injury ... went 1-3 with a 4.97 ERA (14 ER in 25.1 IP) with 42 strikeouts (14.92 K/9) ... over his first 8.1 Double-A innings: 8.1 hitless and scoreless innings, named first ever Double-A Central Pitcher of the Week.

4SFB, SL, CV, CH

CONSECUTIVE BATTERS RETIRED: 1 (5/31/2022)

SCORELESS STREAK: 0.1 IP (5/31/2022)

- 2021: Spent the entire season with NW Arkansas (AA), beginning the season as a starting pitcher and finishing the year as a reliever ... in 22 games (7 starts, 15 relief appearances), went 5-7 with a 7.42 ERA (39 ER in 47.1 IP), while walking 45 and striking out 48.
- 2018-19: Missed 2018 due to injury, went 9-3 in 2019 ... selected by Kansas City with the fourth overall pick in the Rule 5 Draft (12/12/2019).
- 2016-17: Played two seasons in the Giants organization, reaching Class-A, traded to Tampa Bay December 20 in the 38 Evan Longoria deal.

4SFB, CV, CH, CT

CONSECUTIVE BATTERS RETIRED: 0

SCORELESS STREAK: 0.0 IP

- 2022: Assigned to NW Arkansas on 4/21 ... Pitched 5.2 scoreless innings with nine strikeouts for Quad Cities (A+) across three relief outings ... earned decisions in five of first six outings, three wins, one loss and one save.
- 2021: Pitched 22 games for Columbia (A), went 3-3 with a team-leading four saves and a 3.18 ERA (14 ER in 39.2 IP) and 37 strikeouts ... placed on the 7-day injured list on 8/14 ... assigned to the ACL Royals Blue (R) on 9/7 for rehab and finished his season with two games there.
- MISC: Graduated from the Colorado School of Mines with a mechanical engineering degree, threw 224.2 innings, but also hit .288 with a 1.142 OPS as an outfielder.

4SFB, CV, CH

CONSECUTIVE BATTERS RETIRED: 2 (5/28/2022)

SCORELESS STREAK: 0.2 IP (5/28/2022)

- Ranked by MLB Pipeline as the No. 27 Royals prospect ... Ranked by *Baseball America* as the No. 18 Royals prospect
- 2022: Back-to-back Texas League Pitcher of the Week, on 5/9 and 5/16, has not allowed an earned run in 28.2 innings between 5/1 and 5/26.
- 2021: Split the season between Quad Cities (A+) and NW Arkansas (AA), with a break in between to pitch for Team USA at the 2021 WBSC Olympic Baseball Qualifiers ... named an MiLB.com Organization All-Star ... among qualified Minor League pitchers (96.0 IP), ranked 14th in WHIP, 14th in opponents' batting average (.198) and 16th in ERA (2.83) ... named August Double-A Central Pitcher of the Month.

4SFB, CV, CH

CONSECUTIVE BATTERS RETIRED: 0

SCORELESS STREAK: 0.0 IP

- Ranked by MLB Pipeline as the No. 16 Royals prospect ... Ranked by *Baseball America* as the No. 30 Royals prospect
- 2022: First six games of year were starts ... pitched 5.0 scoreless on 5/8 @ SPR ... did not issue walk for first time on 5/14 vs. WCH, in 4.2 IP of relief.
- 2021: Named Quad Cities (A+) Pitcher of the Year ... across 22 starts, went 6-4 with a 3.75 ERA (39 ER in 93.2 IP), while striking out an organization-best 127 and walking just 37 ... named the High-A Central Pitcher of the Year and All-Star left-handed starting pitcher.

4SFB, SL, CH

CONSECUTIVE BATTERS RETIRED: 1 (5/28/2022)

SCORELESS STREAK: 2.1 IP (5/28/2022)

- Ranked by MLB Pipeline as the No. 18 Royals prospect ... Ranked by *Baseball America* as the No. 28 Royals prospect
- 2022: Started the season on Injured List with shin splints, assigned to NW Arkansas on 5/14.
- 2021: Named an MiLB.com Organization All-Star and MLB Pipeline's Royals Pitching Prospect of the Year ... pitched in 36 games out of the bullpen for Quad Cities, went 7-1 with four saves and a 3.58 ERA, with 121 strikeouts in 70.1 IP ... among minor league pitchers who threw 70.0 innings, ranked 1st with 15.48 K/9 and 40.9% strikeout %, while 121 strikeouts were most for those with less than 15 starts.

4SFB, CB, CH

CONSECUTIVE BATTERS RETIRED: 1

SCORELESS STREAK: 0.1 IP (5/27/2022)

- 2022: Pitched 5.0 innings, two games (4/8 @ SPR and 4/13 vs. WCH) and struck out five before being placed on the Injured List April 19, activated May 31.
- 2021: After pitching five games in May with Columbia (A), was promoted to Quad Cities (A+) on 6/3, where he remained through the end of the season ... across 25 combined games (10 starts), went 5-4 with a 4.15 ERA (40 ER in 86.2 IP) while striking out 104 and walking just 23 ... among Royals Minor League pitchers who threw at least 80.0 innings, ranked first with a 2.39 BB/9 and 4.52 K/BB, fifth with a 10.80 K/9 and 29.1% K% ... also ranked third among that group of pitchers in WHIP (1.17), fourth in BABIP (.299) and sixth in ERA (4.15).

4SFB, 2SFB, SL, CH

CONSECUTIVE BATTERS RETIRED: 2 (4/13/2022)

SCORELESS STREAK: 0.2 IP (4/13/2022)

- 2022: First two games came in relief, piggybacking Asa Lacy ... made spot start on 4/23 @ FRI, threw 4.0 scoreless vs. Jack Leiter, then made more two starts.
- 2021: Spent the entire season with Quad Cities (A+), going 5-2 with two saves across 24 games (six starts) with a 3.77 ERA (30 ER in 71.2 IP) and 84 strikeouts ... first 16 appearances of the year all came in relief, six of his last eight were starts, including four straight to end the year.
- 2019: Pitched in seven games for Burlington (R), going 1-0 with a 2.50 ERA (5 ER in 18.0 IP) and 24 strikeouts to just three walks.

4SFB, SL, CH, 2SFB

CONSECUTIVE BATTERS RETIRED: 2 (5/27/2022)

SCORELESS STREAK: 1.1 IP (5/27/2022)

- 2022: Did not allow a run across first four games and 11.1 IP of season ... 8 of 12 appearances have been scoreless.
- 2021: Spent the entire season with Northwest Arkansas, pitching in 26 games (11 starts) and going 2-4 with a 5.99 ERA (47 ER in 70.2 IP) ... ranked third on the Naturals pitching staff in strikeouts (78) and innings pitched (70.2), and fifth in both games pitched and games started.
- 2019: Did not pitch due to injury ... had a nerve issue in his right bicep, only treatment was rest.

4SFB, 2SFB, SL, CH

CONSECUTIVE BATTERS RETIRED: 2 (5/31/2022)

SCORELESS STREAK: 0.2 IP (5/29/2022)

- Ranked by MLB Pipeline as the No. 29 Royals prospect
- 2022: Assigned to NWA 5/31 after pitching 13 games (4 starts) for Quad Cities, went 0-1 with a 4.29 ERA (10 ER in 21.0 IP) with 39 strikeouts ... among Royals minor league pitchers with at least 20.0 innings pitched, his 41.5% K% and 16.71 K/9 rank first, while his .162 opponents' average is second.
- 2021: Assigned to Quad Cities (A+) on May 23 and pitched two games in relief for the River Bandits, going 1-0 with a 4.91 ERA (2 ER in 3.2 IP) with one walk and six strikeouts, before being placed on the Injured List on June 14, and missed rest of the season with a nagging shoulder injury ... first 3.2 innings were scoreless before allowing two runs.

4SFB, CB, CH

CONSECUTIVE BATTERS RETIRED: 2 (6/1/2022)

SCORELESS STREAK: 1.1 IP (6/1/2022)

- Ranked by MLB Pipeline as the No. 12 Royals prospect ... Ranked by *Baseball America* as the No. 24 Royals prospect ... rated as having the "Best Control" among Royals' pitching prospects in the 2022 Best Tools survey from BA.
- 2022: Two scoreless starts: 4/16 & 4/22, 9.0 IP total ... after 2.0 inning start on 4/10, last six starts have been at least 4.0 innings.
- 2021: Began the season in Quad Cities (A+) and after stops with NW Arkansas (AA) and Omaha (AAA), made his Major League debut on Sept. 30 vs. Cleveland, pitching 5.0 innings and allowing two runs with four strikeouts ... 108 strikeouts between the three MiLB levels ranked 8th among Royals minor pitchers, as did 88.1 innings pitched.

4SFB, 2SFB, SL, CH

CONSECUTIVE BATTERS RETIRED: 0

SCORELESS STREAK: 1.1 IP (5/29/2022)

- 2022: Pitched a scoreless Cactus League inning with a strikeout on 3/29 against his dad's Seattle Mariners ... has 34.5% K% and 14.29 K/9.
- 2021: Pitched 22 games for Quad Cities, went 1-0 with eight saves (in 10 chances) and a 3.19 ERA (11 ER in 31.0 IP) and 39 strikeouts ... eight saves ranked tied second in the Royals' system ... 15 of his 22 outings were scoreless, only allowing more than one run three times.
- MISC: Full name is Jonah Seaver Dipoto, after Tom Seaver ... father Jerry Dipoto is currently the President of Baseball Operations for the Seattle Mariners, formerly their GM.

SI, 4SFB, SL, CH

CONSECUTIVE BATTERS RETIRED: 1 (5/29/2022)

SCORELESS STREAK: 8.2 IP (5/12/22 to 5/31/22)

## CAREER HIGHS

IP	5.0	(5x) Last: 9/3/17 vs. Orem
K	7	(2x) Last: 7/1/18 vs. Asheville
BB	5	5/27/22 @ Midland
H	8	(3x) Last: 9/3/17 vs. Orem
R	7	9/9/17 @ Ogden
NP	95	(8/28/17 @ Ogden
IP	4.0	(3x) Last: 4/21/22 @ Frisco
K	6	7/13/21 @ Myrtle Beach
BB	4	4/9/22 @ Springfield
H	6	(2x) Last: 9/18/21 vs. South Bend
R	8	4/9/22 @ Springfield
NP	60	4/9/22 @ Springfield
IP	6.1	5/31/22 vs. Corpus Christi
K	11	5/14/21 vs. Tulsa
BB	5	5/12/22 vs. Wichita
H	9	(2x) Last: 5/31/22 vs. Corpus Christi
R	6	5/31/22 vs. Corpus Christi
NP	96	5/31/22 vs. Corpus Christi
IP	7.0	(2x) Last: 6/18/17 vs. Asheville
K	10	5/21/17 @ Charleston
BB	5	(6x) Last: 6/30/21 @ Springfield
H	10	6/18/21 @ San Antonio
R	7	6/18/21 @ San Antonio
NP	96	6/12/17 vs. Greenville
IP	3.1	(2x) Last: 5/7/22 @ Arkansas
K	5	(2x) Last: 4/15/22 vs. Cedar Rapids
BB	4	7/28/21 @ Charleston
H	5	7/11/21 vs. Charleston
R	5	(2x) Last: 4/26/22 vs. Amarillo
NP	51	6/24/21 vs. Myrtle Beach
IP	7.0	(4x) Last: 5/13/22 vs. Wichita
K	9	(3x) Last: 5/13/22 vs. Wichita
BB	5	8/21/21 @ Tulsa
H	7	9/12/21 @ Wichita
R	5	6/10/21 @ Frisco
NP	100	5/20/22 @ Arkansas
IP	6.0	(2x) Last: 7/30/21 vs. South Bend
K	10	7/30/21 vs. South Bend
BB	5	4/9/22 @ Springfield
H	12	7/29/19 vs. Missoula
R	9	7/29/19 vs. Missoula
NP	90	5/28/22 @ Midland
IP	3.0	(5x) Last: 8/12/21 vs. Beloit
K	6	(5x) Last: 8/12/21 vs. Beloit
BB	5	5/14/21 vs. Wichita
H	5	5/21/22 @ Arkansas
R	4	(4x) 5/21/22 @ Arkansas
NP	56	7/1/21 vs. Cedar Rapids
IP	6	9/1/21 @ Cedar Rapids
K	8	6/15/21 vs. Wisconsin
BB	4	7/10/19 vs. Ogden
H	10	7/22/19 @ Missoula
R	9	7/22/19 @ Missoula
NP	87	9/7/21 vs. Peoria
IP	5.0	6/5/21 vs. Beloit
K	7	(5x) Last: 5/21/22 @ Arkansas
BB	5	6/29/21 vs. Cedar Rapids
H	6	4/29/22 vs. Amarillo
R	5	(2x) Last: 5/30/21 @ Dayton
NP	81	5/5/22 @ Springfield
IP	7.0	8/30/18 vs. Augusta
K	9	8/30/18 vs. Augusta
BB	5	(2x) Last: 8/1/21 vs. Wichita
H	8	6/22/18 vs. Charleston
R	8	6/22/18 vs. Charleston
NP	95	6/22/18 vs. Asheville
IP	2.2	(2x) Last: 5/14/22 vs. Wisconsin
K	6	5/3/22 @ Cedar Rapids
BB	4	4/8/22 @ South Bend
H	4	4/20/22 @ Wisconsin
R	2	(5x) Last: 5/19/22 @ Dayton
NP	48	4/8/22 @ South Bend
IP	6.2	5/29/22 @ Midland
K	10	7/20/17 @ DSL Astros Blue
BB	4	(2x) Last: 8/18/18 @ AZL Mariners
H	11	(2x) Last: 7/26/19 @ Princeton
R	9	7/26/19 @ Princeton
NP	94	5/29/22 @ Midland
IP	3.0	(4x) Last: 5/16/21 vs. Cedar Rapids
K	6	5/16/21 vs. Cedar Rapids
BB	4	(2x) Last: 4/8/22 @ Springfield
H	4	6/25/19 @ AZL Padres 1
R	3	(4x) Last: 7/30/21 vs. South Bend
NP	44	(2x) Last: 5/16/21 vs. Cedar Rapids





## STARTING PITCHER SPLITS

PITCHER	GS	W-L	TEAM W-L	R SUPPORT	SUPPORT/START
28 Parrish, Drew	10	4-3	5-5	27	2.70
18 Marsh, Alec	9	1-2	3-5	23	2.56
32 Veneziano, Anthony	8	1-4	4-4	30	3.75
53 Zerpa, Angel	8	1-4	2-6	23	2.88
33 Klein, Will	3	0-0	2-1	7	2.33
<b>38 Biasi, Dante</b>	<b>3</b>	<b>0-0</b>	<b>3-0</b>	<b>12</b>	<b>4.00</b>
39 Martinez, Marcelo	3	1-1	2-1	15	5.00
21 Lacy, Asa	2	0-1	1-1	9	4.50
	<b>46</b>			<b>146</b>	<b>3.17</b>

## 1st PITCH STRIKES

FPS	TBF	% FPS
134	215	62.3%
107	175	61.1%
68	141	48.2%
92	152	60.5%
15	30	50.0%
<b>24</b>	<b>54</b>	<b>44.4%</b>
39	55	70.9%
23	43	53.5%
<b>502</b>	<b>865</b>	<b>58.0%</b>

## 1-2-3 INNINGS

TOTAL	POSSIBLE	% 1-2-3
28	54	51.9%
11	39	28.2%
4	25	16.0%
6	35	17.1%
0	3	0.0%
<b>1</b>	<b>11</b>	<b>9.1%</b>
7	14	50.0%
3	9	33.3%
<b>60</b>	<b>190</b>	<b>31.6%</b>

## NATURALS STARTERS VS. RELIEVERS

STARTERS	RELIEVERS
8-14	W-L
4.93	ERA
197.1	INNINGS
183 (29)	HITS (HR)
116 (108)	R (ER)
99	BB
217	K
1.43	WHIP
.241	AVG

## NATURALS RELIEVERS

PITCHER	LAST APPEARANCE (NWA)
38 Biasi, Dante	FRI 5/27 @ Midland (2.0 IP)
14 Capps, Holden	WED 6/1 vs. Corpus Christi (1.2 IP)
51 Chamberlain, Christian	WED 6/1 vs. Corpus Christi (1.1 IP)
34 Cosby, Christian	TUE 4/13 vs. Wichita (2.1 IP)
45 Del Rosario, Yefri	TUE 5/31 vs. Corpus Christi (0.2 IP)
55 Dipoto, Jonah	TUE 5/31 vs. Corpus Christi (2.0 IP)
Haake, Zach	TUE 4/19 @ Frisco (2.2 IP)
27 Pennington, Walter	SAT 5/28 @ Midland (2.0 IP)
17 Phillips, Zack	WED 6/1 vs. Corpus Christi (0.1 IP)
Smith, Patrick	THU 5/12 vs. Wichita (0.1 IP)
Sotillet, Andres	FRI 5/27 @ Midland (3.1 IP)
32 Veneziano, Anthony	SAT 5/14 vs. Wichita (4.2 IP)
Willeman, Zach	THU 5/26 @ Midland (2.0 IP)
22 Woods Jr., Stephen	THU 5/26 @ Midland (1.0 IP)

## ENTRANCE SITUATION

LEAD	TRAIL	TIED
3	3	-
5	4	2
-	1	-
-	1	1
6	7	1
5	9	-
1	2	-
5	2	4
2	9	1
1	1	1
6	-	1
-	1	-
9	5	2
8	4	1
<b>51</b>	<b>49</b>	<b>14</b>

## INNING ENTERING THE GAME

1	2	3	4	5	6	7	8	9	10+
-	2	-	-	1	2	-	-	-	-
-	-	-	1	3	4	1	-	2	-
-	-	-	-	-	-	-	1	-	-
-	-	-	1	1	-	-	-	-	-
-	-	1	2	1	4	2	3	1	-
-	-	-	-	-	3	5	5	2	-
-	-	1	-	1	1	-	-	-	-
-	-	-	2	1	1	3	2	1	1
1	1	1	-	3	1	1	2	1	1
-	-	-	-	-	2	1	-	-	-
-	-	-	-	1	-	1	4	1	-
-	1	-	-	-	-	-	-	-	-
-	-	-	-	-	-	1	8	6	1
-	-	-	-	-	2	9	1	1	-
<b>1</b>	<b>4</b>	<b>3</b>	<b>6</b>	<b>12</b>	<b>20</b>	<b>24</b>	<b>26</b>	<b>15</b>	<b>3</b>

## INHERITED RUNNERS

BR INHER.	BR SCORE	% SCORE
3	0	0.0%
6	0	0.0%
-	-	-
3	2	66.7%
8	3	37.5%
14	3	21.4%
3	3	100.0%
8	0	0.0%
9	0	0.0%
-	-	-
6	0	0.0%
3	1	33.3%
5	3	60.0%
4	1	25.0%
<b>72</b>	<b>16</b>	<b>22.2%</b>

## 1-2-3 INNINGS

TOTAL	POSSIBLE	% 1-2-3
5	17	29.4%
3	15	20.0%
0	1	0.0%
1	4	25.0%
6	29	20.7%
5	15	33.3%
2	7	28.6%
6	17	35.3%
5	21	23.8%
-	-	-
3	11	27.3%
1	4	25.0%
8	20	40.0%
3	15	20.0%
<b>48</b>	<b>176</b>	<b>27.3%</b>

## NATURALS PITCHER PICKOFF LOG (4)

	DATE	INNING	PITCHER	RUNNER	BASE	OUT #
1	4/16 vs. Wichita	▲ 3	Ángel Zerpa (1)	Kevin Merrell	1st	1
2	4/28 vs. Amarillo	▲ 3	Ángel Zerpa (2)	Blaze Alexander	2nd	1
3	5/18 @ Arkansas	▼ 6	Zack Phillips (1)	Patrick Frick	1st	2
4	5/21 @ Arkansas	▼ 3	Dante Biasi (1)	Cade Marlowe	2nd	3

## AUTOMATIC BALLS CALLED ON NATURALS PITCHERS (8)

DATE	INNING	UMPIRE	PITCHER	COUNT AT CALL	BATTER RESULT (COUNT)
4/19/2022 @ Frisco	▼ 2	Jake Bruner	Alec Marsh	0-0	Strikeout (1-2)
4/19/2022 @ Frisco	▼ 8	Jake Bruner	Stephen Woods Jr.	3-1	Walk (3-1)
4/21/2022 @ Frisco	▼ 3	Benjamin Engstrand	Anthony Veneziano	1-2	Walk (3-2)
4/26/2022 vs. Amarillo	▲ 3	Tanner Dobson	Drew Parrish	0-0	Popout (1-2)
4/30/2022 vs. Amarillo	▲ 3	Harrison Silverman	Alec Marsh	1-1	Strikeout (3-2)
5/1/2022 vs. Amarillo	▲ 1	Willie Traynor	Drew Parrish	0-2	Popout (1-2)
5/21/2022 @ Arkansas	▼ 1	Chris Presley-Murphey	Will Klein	0-0	Walk (3-2)
5/26/2022 @ Midland	▼ 8	Benjamin Engstrand	Zach Willeman	0-0	Bunt Single (1-0)



PLAYER		QUICK NOTES	CAREER HIGHS
2	<b>PARKER BATES</b> OF • L/R • 6'1" • 205 • 11/16/1997 (24) 2021 MLB Draft — Round 9 (Louisiana Tech University) Born: Tyler, Texas • Resides: Ruston, Louisiana	<ul style="list-style-type: none"><li>2022: Assigned to NWA 6/1, began the year in Quad Cities (A+), hit .190 (15-for-79) across 26 games with two HR and 11 RBI, playing all three OF positions.</li><li>2021: Assigned to the ACL Royals Blue (R) on 8/5 and played 10 games in the Arizona Complex League, before being assigned to Quad Cities (A+) on 8/30, where he finished the season with 11 games ... combined to slash .277/.377/.415 (18-for-65) with seven doubles, one home run and seven runs batted in ... recorded five multi-hit games, with hits in 12 games, while he reached base in 16 of 21 games played.</li><li>2017-2021: Played at Louisiana Tech University, 226 games across five seasons collegiately — the most in program history ... made 201 consecutive starts to close out his career.</li></ul>	<b>H</b> 3 (2x) Last: 4/24/22 @ Wisconsin <b>R</b> 2 (2x) Last: 5/28/22 @ Fort Wayne <b>HR</b> 1 (2x) Last: 5/22/22 @ Dayton <b>RBI</b> 3 (2x) Last: 4/24/22 @ Wisconsin <b>BB</b> 2 (4x) Last: 5/26/22 @ Fort Wayne <b>SB</b> 2 8/27/21 @ ACL Diamondbacks
3	<b>SEBASTIAN RIVERO</b> CATCHER • R/R • 6'1" • 215 • 12/10/1995 (27) Signed 7/12/2015 as an International Free Agent Born: Maracay, Venezuela • Resides: Mariara, Venezuela	<ul style="list-style-type: none"><li>2022: Assigned to NW Arkansas to begin the season, recalled by Kansas City May 8-13 and May 17-28 ... in three Major League games (5/12, 5/19, 5/22), went 0-for-7 with one walk &amp; four strikeouts ... had first 2-homer game of his career on 4/27 vs. Amarillo.</li><li>2021: Split the season between Omaha (AAA) and Kansas City, appearing in 17 games (9 starts) for the Royals in his first Major League season and slashed .175/.250/.225 (7-for-40) ... made his Major League debut on 5/8 against the White Sox as the starting catcher ... appeared in 42 games with the Storm Chasers and slashed .260/.319/.380 (39-for-150) and threw out 10 of 34 would-be base stealers (29%).</li></ul>	<b>H</b> 5 6/10/21 @ St. Paul <b>R</b> 4 7/2/18 vs. Asheville <b>HR</b> 2 4/27/22 vs. Amarillo <b>RBI</b> 4 (3x) Last: 6/10/21 @ St. Paul <b>BB</b> 2 (8x) Last: 5/4/22 @ Springfield <b>SB</b> 1 (4x) Last: 8/17/21 vs. Columbus
4	<b>RYAN GROTJOHN</b> INF/OF • L/R • 6'2" • 175 • 4/25/1995 (27) Signed 1/27/2022 as a Minor League Free Agent Born: Bakersfield, California • Resides: Scottsdale, Arizona	<ul style="list-style-type: none"><li>2022: Started season 0-for-11, first hit of season was 2nd inning home run on 4/30 vs. Amarillo.</li><li>2021: Released by Arizona on 1/8, spent the season in the American Association with the Kansas City Monarchs and was named the American Association All-Star at 2B, slashing .329/.436/.523 (109-for-339) with 10 HR and 60 RBI for the league champions ... led the team in OBP and ranked second on the team in AVG, BB (55) and SB (12)</li><li>2017-2019: Spent three seasons in the Diamondbacks' system originally Arizona's 10th-round pick in 2017 ... reached as high as Double-A Jackson in 2018 and 2019 ... won league championships with Jackson and Visalia (A+) in 2019.</li></ul>	<b>H</b> 4 (2x) Last: 8/21/18 vs. Peoria <b>R</b> 4 6/26/18 @ Peoria <b>HR</b> 1 (13x) Last: 4/30/22 vs. Amarillo <b>RBI</b> 7 7/27/18 vs. Beloit <b>BB</b> 3 (2x) Last: 5/14/19 @ Mobile <b>SB</b> 1 (13x) Last: 8/31/19 vs. Jacksonville
7	<b>BRHET BEWLEY</b> INF/OF • R/R • 5'11" • 182 lbs • 1/30/1997 (25) 2018 MLB Draft — Round 32 (University of San Diego) Born: Temecula, California Resides: Winchester, California	<ul style="list-style-type: none"><li>2022: Began the season on Injured List, activated by NW Arkansas on 5/3 ... went 2-for-5 in his first game of the season on 5/5 @ SPR, with a solo home run in the sixth inning, his second hit of the day ... went 3-for-3 with a double &amp; two runs off the bench, 5/25 @ MID, tied single-game career high in hits.</li><li>2021: Spent most of the season with NW Arkansas (AA), slashing .230/.284/.363 (47-for-204) across 56 games ... out of action for a month, on the Injured List between 8/10 and 9/5 ... appeared at 2nd base, (23 G), 3rd base (23 G), left field (5 G) and DH (5 G), also pitched one inning (7/25).</li><li>2019: Spent the entire season with Lexington (A), playing in 60 games, while slashing .252/.356/.307 (51-for-202) with one HR and 17 RBI.</li></ul>	<b>H</b> 3 (5x) Last: 5/25/22 @ Midland <b>R</b> 3 8/25/19 @ Augusta <b>HR</b> 1 (9x) Last: 9/1/21 vs. Springfield <b>RBI</b> 4 7/20/21 @ Tulsa <b>BB</b> 3 (3x) Last: 9/1/19 @ Hickory <b>SB</b> 2 (2x) Last: 7/31/18 @ Pulaski
8	<b>MAIKEL GARCIA</b> INF/INF • R/R • 6'0" • 145 • 3/3/2000 (22) Signed 7/27/2016 as an International Free Agent Born/Resides: La Sabana, Venezuela	<ul style="list-style-type: none"><li>Ranked by MLB Pipeline as the No. 20 Royals prospect ... Ranked by Baseball America as the No. 28 Royals prospect ... rated as having the "Best Infield Arm" among Royals' prospects in Baseball America's 2022 Best Tools survey.</li><li>2022: Has reached base in 40 of 44 games, reaching base multiple times on 27 occasions ... 14-game hitting streak from 4/27 to 5/12: hit .397 with .970 OPS.</li><li>2021: Split season between Columbia (A), and Quad Cities (A+), slashed .291/.380/.405 (120-for-480) between the two levels ... ranked third in the Royals' minor league system in average (.291) among qualified hitters and sixth in BABIP (.341) ... fifth in the system in hits (120), tied fourth in steals (35) ... added to KC 40-man roster on 11/19/21.</li></ul>	<b>H</b> 4 (3x) Last: 5/1/22 vs. Amarillo <b>R</b> 4 (2x) Last: 4/8/22 @ Springfield <b>HR</b> 1 (5x) Last: 9/8/21 vs. Peoria <b>RBI</b> 3 (4x) Last: 9/8/21 vs. Peoria <b>BB</b> 3 (5x) Last: 4/13/22 vs. Wichita <b>SB</b> 3 6/20/19 @ Bristol
9	<b>JAKE MEANS</b> INF/INF • R/R • 6'2" • 215 • 4/14/1996 (26) 2019 MLB Draft — Round 22 (Indiana State) Born/Resides: Olathe, Kansas	<ul style="list-style-type: none"><li>2021: Spent the first month and a half of the season with Columbia (A) before a promotion to Quad Cities (A+) on 6/15, where he finished out the season ... combined to slash .222/.343/.429 (76-for-343) over 97 games, with 16 home runs and 52 runs batted in ... assigned to the Surprise Saguaros of the Arizona Fall League after the MiLB season ... across 19 games, slashed .171/.244/.271 (12-for-70) with four doubles.</li><li>2019: Assigned to Burlington (R) and played in 60 games for the Royals, slashing .267/.410/.400 (56-for-210) with 17 extra-base hits (five home runs) and 29 runs batted in.</li><li>MISC: Younger brother of Baltimore starting pitcher John Means ... attended Gardner Edgerton HS, same high school as Bubba Starling ... college teammates with Clay Dungan</li></ul>	<b>H</b> 4 (2x) Last: 6/18/21 vs. Wisconsin <b>RBI</b> 4 (2x) Last: 8/10/21 vs. Beloit <b>BB</b> 3 (3x) Last: 7/9/21 @ Wisconsin <b>SB</b> 1 (8x) Last: 4/8/22 @ Springfield
11	<b>LOGAN PORTER</b> CATCHER • R/R • 6'0" • 200 • 7/12/1995 (26) Signed 6/21/2018 as a Non-Drafted Free Agent Born: Phoenix, Arizona • Resides: Surprise, Arizona	<ul style="list-style-type: none"><li>2022: Has reached in 29 of 32 games ... team-best 1.041 OPS in May... Royals system leader in OBP (.456), 2nd in AVG (.327) and OPS (.956), 4th in SLG (.500).</li><li>2021: Spent the season with Quad Cities (A+) and slashed .241/.368/.451 (62-for-257) in 77 games ... named a High-A Central post-season All-Star at catcher ... hit a walk-off homer in Game 4 of the High-A Central Championship Series on 9/25 to win 2-1 and force Game 5.</li><li>2019: Spent the season with Burlington (R) and led the league in AVG (.352), OBP (.481), SLG (.648) and OPS (1.130), ranked tied for sixth in home runs (9).</li><li>MISC: Grew up down the street from Surprise Stadium, was a dabbie for the AZL Royals the summer of 2011 while in high school, also caught bullpens for the team.</li></ul>	<b>H</b> 4 8/6/19 @ Johnson City <b>R</b> 3 (4x) Last: 8/1/21 vs. South Bend <b>HR</b> 2 (5x) Last: 7/14/21 @ Beloit <b>RBI</b> 4 (2x) Last: 8/10/21 vs. Beloit <b>BB</b> 3 (3x) Last: 4/9/22 @ Springfield
12	<b>TUCKER BRADLEY</b> OUTFIELDER • L/L • 6'0" • 206 • 5/6/1998 (24) Signed 6/23/2020 as a Non-Drafted Free Agent Born/Resides: Chickamauga, Georgia	<ul style="list-style-type: none"><li>2022: Two of three home runs this season have been GRAND SLAMS, 4/23 @ Frisco and 5/12 vs. Wichita, both in 5th inning, first two of his pro career.</li><li>2021: Began his professional career splitting the year between Columbia (A) and Quad Cities (A+) and combined to slash .285/.380/.427 (94-for-330) with 30 extra-base hits and 45 runs batted in ... his .380 OBP ranked fourth among qualified Royals Minor Leaguers, while a .285 average and .807 OPS ranked eighth.</li><li>2017-2020: Played collegiately at the University of Georgia, where he slashed .317/.384/.412 (143-for-451) in 125 games with 14 doubles, nine home runs and 62 RBI ... lists his favorite college memory as playing at Baum-Walker Stadium his freshman season.</li></ul>	<b>H</b> 3 (11x) Last: 5/26/22 @ Midland <b>R</b> 3 (3x) Last: 8/17/21 @ South Bend <b>HR</b> 5 8/10/21 vs. Beloit <b>RBI</b> 5 6/24/21 @ Beloit <b>BB</b> 3 8/27/21 vs. Wisconsin
13	<b>NICK LOFTIN</b> OUTFIELDER • R/R • 6'1" • 180 • 9/25/1998 (23) 2020 MLB Draft - CBA Round (32nd Overall) Born/Resides: Corpus Christi, Texas	<ul style="list-style-type: none"><li>Ranked by MLB Pipeline as the No. 5 Royals prospect ... Ranked by Baseball America as the No. 12 Royals prospect ... rated as having the "Best Strike-Zone Discipline" among Royals' prospects in Baseball America's 2021 AND 2022 Best Tools surveys.</li><li>2022: Second on team with 17 multi-hit games and tied for team lead with nine multi-run games ... has reached in 32 of 40 games, hits in 27 of 40 games.</li><li>2021: Spent his first pro season with Quad Cities (A+) and slashed .289/.374/.464 (103-for-356) across 90 games, named an MiLB.com Organization All-Star at third base ... won the High-A East Central batting title with a .289 average ... hit for the cycle on 8/1, going 5-for-6 at the plate with a walk-off homer in the ninth to complete the cycle.</li></ul>	<b>H</b> 5 5/3/19 vs. Lakeland <b>R</b> 3 (4x) Last: 5/27/22 @ Midland <b>HR</b> 1 (21x) Last: 5/24/22 @ Midland <b>RBI</b> 4 (3x) Last: 5/21/22 @ Arkansas <b>BB</b> 3 (2x) Last: 6/17/19 vs. Harrisburg
16	<b>ROBBIE GLENDINNING</b> INF/INF • R/R • 6'2" • 198 • 10/6/1995 (26) Signed 2/22/2022 as a Minor League Free Agent Born: Perth, Western Australia • Resides: Kansas City, MO	<ul style="list-style-type: none"><li>2022: Reached base in first 15 games of the season, April 8-29, longest streak on team this season ... has reached base in 34 of 39 games this season.</li><li>2021: Did not play, missing the entire year after undergoing Tommy John surgery ... tore his UCL while playing catch in February 2021.</li><li>2017-2019: Drafted by Pittsburgh in the 21st Round in 2017 and spent three seasons in the Pirates organization, slashing .274/.361/.417 (174-for-636) across 189 games, reaching as high as Double-A Altoona in 2019 ... named a Florida State League Mid-season All-Star in 2019.</li><li>COLLEGE: Transferred to the University of Missouri in 2017 after two years at Northern Iowa Community College.</li></ul>	<b>H</b> 5 8/1/21 vs. South Bend <b>R</b> 4 8/1/21 vs. South Bend <b>HR</b> 1 (14x) Last: 5/13/22 vs. Wichita <b>RBI</b> 5 4/22/22 @ Frisco
25	<b>SEULY MATIAS</b> OUTFIELDER • R/R • 6'3" • 225 • 9/4/1998 (23) Signed 7/4/2015 as an International Free Agent Born/Resides: La Isabela, Dominican Republic	<ul style="list-style-type: none"><li>Ranked by Baseball America as the pre-season No. 31 Royals prospect ... rated as having the "Best Outfield" among Royals' prospects in Baseball America's Best Tools surveys for five straight years, 2018 to 2022.</li><li>2021: Split the season between Quad Cities (A+) and Northwest Arkansas (AA), with a rehab appearance for the ACL Royals Gold, playing in 64 total games with a .213/.309/.511 (50-for-235) slash line ... after the MiLB season, assigned to the Surprise Saguaros of the Arizona Fall League and slashed .188/.287/.425 (15-for-80) but tied for the team lead both with six home runs and 20 runs batted in .</li></ul>	<b>H</b> 3 (15x) Last: 5/28/22 @ Midland <b>R</b> 3 (4x) Last: 5/28/22 @ Midland <b>HR</b> 2 (8x) Last: 9/18/21 vs. Springfield <b>RBI</b> 5 7/23/17 vs. Bristol
26	<b>MICHAEL MASSEY</b> INF/INF • L/R • 6'0" • 190 • 3/22/1998 (24) 2019 MLB Draft — Round 4 (University of Illinois) Born: Palos Park, Illinois • Resides: Champaign, Illinois	<ul style="list-style-type: none"><li>Ranked by MLB Pipeline as the No. 21 Royals prospect ... Ranked by Baseball America as the No. 15 Royals prospect</li><li>2022: Named Texas League Player of the Week for the week of April 25-May 1, hit .417 with 1.225 OPS ... homered in three straight games, April 22-24 @ FRI ... has two or more hits in five straight games, batting over .500 in this week's series with Midland.</li><li>2021: Spent the entire season with Quad Cities (A+) and slashed .289/.351/.531 (112-for-388) in 99 games ... won the Minor League Gold Glove at second base, with a .989 fielding percentage in 284 total chances, which led ALL MiLB second basemen ... also named an MiLB.com organization All-Star and High-A Central Postseason All-Star ... reached base in 80 of 90 games played for the River Bandits.</li></ul>	<b>H</b> 5 6/26/21 @ Beloit <b>R</b> 4 (2x) Last: 7/9/21 @ Wisconsin <b>HR</b> 3 7/14/21 @ Beloit <b>RBI</b> 5 (2x) Last: 8/19/21 @ South Bend
44	<b>GAVIN STUPIENSKI</b> C/1B • L/R • 6'1" • 220 • 3/12/1994 (28) Signed 5/5/2021 as a Minor League Free Agent Born: Princeton, N.J. • Resides: Wilmington, N.C.	<ul style="list-style-type: none"><li>2021: Took one at-bat for the Naturals on 5/21 in Springfield and played two innings in left field, before being assigned to Quad Cities (A+) on 5/25 ... played in 38 games for the River Bandits, making 24 starts at first and slashing .264/.376/.482 (29-for-110) ... after hitting a solo home run in the fourth inning on 9/9 vs. Peoria, pitched the 11th inning and took the loss in an 8-5 defeat.</li><li>2018-2020: Played 104 games of Indy Ball for four teams across four different leagues, slashed a collective .273/.368/.349 (76-for-278).</li><li>2016-2017: Drafted in the 12th round of the 2016 draft by Arizona, spent two years in the D-backs system, hit .306 (46-for-150) over 47 games.</li></ul>	<b>BB</b> 2 (5x) Last: 9/8/21 vs. Peoria <b>SB</b> 1 (2x) Last: 8/20/16 @ AZL Cubs



SO NICE, THEY DID IT	MULTI-HIT GAMES					MULTI-RUN GAMES					MULTI-RBI GAMES					MULTI-BB GAMES					MULTI-K GAMES					MULTI-SB GAMES				
TWICE (OR MORE)	2	3	4	5+	T	2	3	4	5+	T	2	3	4	5+	T	2	3	4	5+	T	2	3	4	5+	T	2	3	4	5+	T
2 Bates, Parker	-	-	-	-	-	-	-	-	-	-	-	-	-	-	-	-	-	-	-	-	-	-	-	-	-	-	-	-	-	-
7 Bewley, Brhet	2	1	-	-	3	1	-	-	-	1	-	-	-	-	-	-	-	-	-	-	1	1	-	-	2	-	-	-	-	-
12 Bradley, Tucker	8	2	-	-	10	6	-	-	-	6	1	1	2	-	4	1	-	-	-	1	1	-	-	1	2	-	-	-	-	2
Cropley, Tyler	-	-	-	-	-	-	-	-	-	-	-	-	-	-	-	-	-	-	-	-	-	-	-	-	-	-	-	-	-	-
Eaton, Nate	5	4	-	-	9	1	2	-	-	3	4	-	-	-	4	2	-	-	-	2	8	-	-	-	8	1	-	-	-	1
8 Garcia, Maikel	11	2	1	-	14	7	1	1	-	9	2	-	-	-	2	6	1	-	-	7	6	1	1	-	8	2	-	-	-	2
16 Glendinning, Robbie	10	-	-	-	10	3	3	-	-	6	6	3	1	-	10	4	-	-	-	4	9	6	-	-	15	-	-	-	-	-
4 Grotjohn, Ryan	1	-	-	-	1	-	-	-	-	-	1	-	-	-	1	1	-	-	-	1	2	3	-	-	5	-	-	-	-	-
13 Loftin, Nick	12	5	-	-	17	6	3	-	-	9	6	-	-	1	7	2	-	-	-	2	3	-	-	-	3	1	-	-	-	1
26 Massey, Michael	8	10	-	-	18	6	-	-	-	6	4	2	3	-	9	1	1	-	-	2	6	1	-	-	7	-	-	-	-	-
25 Matias, Seuly	6	4	-	-	10	1	2	-	-	3	5	4	-	-	9	1	1	-	-	2	14	4	1	-	19	-	-	-	-	-
9 Means, Jake	7	-	-	-	7	3	-	-	-	3	4	1	-	-	5	2	-	-	-	2	7	3	-	-	10	-	-	-	-	-
11 Porter, Logan	11	2	-	-	13	4	-	-	-	4	3	-	-	-	3	4	1	-	-	5	6	-	-	-	6	-	-	-	-	-
Rave, John	8	1	-	-	9	2	-	-	-	2	5	3	-	-	8	3	2	-	-	5	8	-	-	-	8	1	-	-	-	1
3 Rivero, Sebastian	4	1	-	-	5	1	1	-	-	2	2	1	-	-	3	3	-	-	-	3	3	1	-	-	4	-	-	-	-	-
44 Stupiensi, Gavin	1	-	-	-	1	-	-	-	-	-	-	-	-	-	-	-	-	-	-	-	2	-	-	-	2	-	-	-	-	-
	94	32	1	0	127	41	12	1	0	54	43	15	6	1	65	30	6	0	0	36	76	20	2	0	98	7	0	0	0	7

## HITTING STREAKS

## ON-BASE STREAKS

PLAYER	CURRENT	LONGEST	DATES/RESULTS								CURRENT	LONGEST	START	END	DATES/RESULTS							
			START	END	AVG	2B	3B	HR	RBI	OPS					START	END	AVG	2B	HR	BB	HBP	OBP
2 Bates, Parker	-	-	-	-	-	-	-	-	-	-	-	-	-	-	-	-	-	-	-	-	-	-
7 Bewley, Brhet	-	4	5/25	5/28	.368 (7-19)	2	0	0	1	.874	-	4	5/25	5/28	.368 (7-19)	2	0	1	0	.400		
12 Bradley, Tucker	-	6 (3x)	5/19	5/26	.526 (10-19)	1	1	1	6	1.451	2	8	5/19	5/28	.444 (12-27)	2	2	5	0	.531		
7 Garcia, Maikel	-	14	4/27	5/12	.397 (23-58)	6	0	0	6	.970	4	14	4/27	5/12	.397 (23-58)	6	0	8	0	.470		
16 Glendinning, Robbie	2	6	4/22	4/29	.391 (9-23)	4	0	1	6	1.158	10	15	4/8	4/29	.300 (15-50)	5	2	13	1	.453		
4 Grotjohn, Ryan	-	-	-	-	(-)	-	-	-	-	-	2	2 (3x)	5/31	6/1	.143 (1-7)	0	0	1	0	.222		
13 Loftin, Nick	4	6	5/4	5/10	.480 (12-24)	4	1	1	6	1.321	4	7	4/16	4/24	.259 (7-27)	0	2	7	0	.412		
26 Massey, Michael	-	7	5/21	5/28	.469 (15-32)	4	0	2	13	1.295	-	10	5/20	5/31	.439 (18-41)	4	2	7	0	.500		
25 Matias, Seuly	-	5	5/25	5/31	.421 (8-19)	2	1	3	8	1.560	-	6 (2x)	5/24	5/31	.364 (8-22)	2	3	3	0	.423		
9 Means, Jake	5	5	5/27	6/1	.444 (8-18)	4	0	1	3	1.398	5	5	5/27	6/1	.444 (8-18)	4	1	5	0	.565		
11 Porter, Logan	-	5	5/8	5/14	.500 (10-20)	1	0	3	4	1.545	2	13	5/8	5/28	.408 (20-49)	4	3	8	2	.508		
3 Rivero, Sebastian	-	5	4/20	4/27	.333 (8-24)	3	0	2	6	1.028	-	9	4/20	5/4	.342 (13-38)	5	3	2	1	.381		
44 Stupiensi, Gavin	-	-	-	-	(-)	-	-	-	-	-	3	3	5/22	5/29	.273 (3-11)	1	0	0	1	.333		

BOLD indicates longest streak in 2022 among active players

Italics indicates longest personal streak is active

## PITCHES/PLATE APPEARANCE &amp; PLATE APPEARANCE DEPTH

PLAYER	AVG. P/PA	TOTAL PA	TOTAL P	LONGEST PA (#)	DATE	INN.	PITCHER	RESULT
2 Bates, Parker	-	-	-	-	-	-	-	-
7 Bewley, Brhet	3.74	46	172	7 (3x)	May 27	▲ 4	Zack Plunkett (MID)	Flyout (F8)
12 Bradley, Tucker	3.59	144	517	7 (10x)	June 1	▼ 3	Jimmy Endersby (CC)	Walk
Cropley, Tyler	3.67	9	33	6	April 15	▼ 5	Simeon Woods Richardson (WCH)	Groundout (5-3)
Eaton, Nate	3.79	159	602	8 (2x)	May 22	▲ 6	Peyton Alford (ARK)	Strikeout Swinging
7 Garcia, Maikel	3.84	210	807	9	May 3	▲ 9	Michael Brettell (SPR)	Strikeout Swinging
16 Glendinning, Robbie	4.21	173	729	11	May 18	▲ 5	Taylor Dollard (ARK)	Groundout (6-3)
4 Grotjohn, Ryan	4.38	39	171	9 (2x)	May 26	▲ 5	Jack Cushing (MID)	Walk
13 Loftin, Nick	3.43	194	666	9	May 28	▲ 3	Colin Peluse (MID)	Lineout (L7)
26 Massey, Michael	3.75	206	773	10 (3x)	May 12	▼ 6	Louie Varland (WCH)	Home Run (Solo)
25 Matias, Seuly	3.76	163	613	9	May 5	▲ 7	Cory Thompson (SPR)	Single
9 Means, Jake	3.90	136	530	9 (2x)	May 27	▲ 7	Michael Danielak (MID)	Walk
11 Porter, Logan	4.02	136	547	9 (3x)	May 25	▲ 9	Wandisson Charles (MID)	Walk
Rave, John	4.25	149	633	8	April 16	▼ 7	Steven Cruz (WCH)	Walk
3 Rivero, Sebastian	3.75	83	311	11	April 22	▲ 9	Lucas Jacobsen (FRI)	Flyout (F9)
44 Stupiensi, Gavin	3.19	21	67	6	May 22	▲ 7	Braden Shipley (ARK)	Strikeout Swinging
	3.84	1,868	7,171					

## PINCH HITTING LOG

DATE	INNING	PINCH HITTER	HITTING FOR	RESULT
4/15/2022 vs. Wichita	▼ 9	John Rave	Tyler Cropley	Groundout (3-1)
4/16/2022 vs. Wichita	▼ 8	Maikel Garcia	Ryan Grotjohn	Lineout (L7)
4/17/2022 vs. Wichita	▼ 6	Sebastian Rivero	Tyler Cropley	Single
4/19/2022 @ Frisco	▲ 9	Tucker Bradley	Jake Means	Strikeout Looking
4/21/2022 @ Frisco	▲ 9	Ryan Grotjohn	Logan Porter	Strikeout Swinging
4/21/2022 @ Frisco	▲ 9	Gavin Stupiensi	Jake Means	Flyout (F9)
4/22/2022 @ Frisco	▲ 9	Ryan Grotjohn	Michael Massey	Strikeout Swinging
4/26/2022 vs. Amarillo	▼ 8	Tucker Bradley	Jake Means	Flyout (F8)
4/27/2022 vs. Amarillo	▼ 8	Gavin Stupiensi	Logan Porter	Strikeout Swinging
4/30/2022 vs. Amarillo	▼ 9	Robbie Glendinning	Ryan Grotjohn	Strikeout Swinging
5/18/2022 @ Arkansas	▲ 9	Tucker Bradley	Jake Means	RBI Groundout (3U)
5/19/2022 @ Arkansas	▲ 9	Ryan Grotjohn	Logan Porter	Flyout (F7)
5/29/2022 @ Midland	▲ 9	Logan Porter	Gavin Stupiensi	Strikeout Swinging

## Naturals Pinch Hitters: 1-for-13

Most-Used Pinch Hitter:

Tucker Bradley &amp; Ryan Grotjohn (3x)

Most Frequently Pinch-Hit For

Jake Means (4x)

## NATURALS 10-PITCH AT-BAT LOG (7)

DATE	INNING	PITCHES	BATTER	PITCHER	RESULT
April 10 @ Springfield	▲ 7	10	Michael Massey	Sean Kealey	Walk
April 16 vs. Wichita	▼ 7	12	John Rave	Steven Cruz	Walk
April 22 @ Frisco	▲ 9	11	Sebastian Rivero	Lucas Jacobsen	Flyout (F9)
April 22 @ Frisco	▲ 7	10	Michael Massey	Nick Staff	Walk
May 13 vs. Wichita	▼ 6	10	Michael Massey	Louie Varland	HOME RUN
May 17 @ Arkansas	▲ 5	10	John Rave	Peyton Alford	Walk
May 18 @ Arkansas	▲ 5	11	Robbie Glendinning	Taylor Dollard	Groundout (5-3)

## AUTOMATIC STRIKES CALLED ON NATURALS HITTERS (2)

DATE	INNING	UMPIRE	HITTER	COUNT AT CALL	BATTER RESULT (COUNT)
4/15/2022 vs. Wichita	▼ 1	Isaias Barba	Maikel Garcia	0-0	Strikeout (2-2)
4/21/2022 @ Frisco	▲ 9	Benjamin Engstrand	Gavin Stupiensi	1-0	Flyout, F9 (1-1)





HR #	PLAYER (SEASON NO.)	GM # – DATE	OPPONENT	DIRECTION	ON BASE	INNING	OUTS	COUNT	SCORE	FINAL
1	Jake Means (1)	3 – 4/10/2022	@ Springfield	RCF	1	2	2	1-1	2-3	L, 10-5
2	John Rave (1)	10 – 4/19/2022	@ Frisco	RF	1	3	1	2-2	2-0	L, 4-3
3	Robbie Glendinning (1)	11 – 4/20/2022	@ Frisco	LCF	0	2	2	3-1	1-0	W, 7-2
4	Nick Loftin (1)	11 – 4/20/2022	@ Frisco	LCF	1	3	1	0-0	3-1	W, 7-2
5	Seuly Matias (1)	11 – 4/20/2022	@ Frisco	LF	1	5	1	1-1	5-2	W, 7-2
6	John Rave (2)	12 – 4/21/2022	@ Frisco	LCF	0	2	1	2-1	1-0	L, 12-2
7	Seuly Matias (2)	12 – 4/21/2022	@ Frisco	LCF	0	4	0	0-2	2-7	L, 12-2
8	Michael Massey (1)	13 – 4/22/2022	@ Frisco	LCF	1	1	1	1-1	2-0	W, 11-2
9	<b>Nick Loftin (1)</b>	<b>13 – 4/22/2022</b>	<b>@ Frisco</b>	<b>LCF</b>	<b>3</b>	<b>2</b>	<b>2</b>	<b>0-0</b>	<b>6-0</b>	<b>W, 11-2</b>
10	<b>Tucker Bradley (1)</b>	<b>14 – 4/23/2022</b>	<b>@ Frisco</b>	<b>LCF</b>	<b>3</b>	<b>5</b>	<b>1</b>	<b>2-1</b>	<b>9-0</b>	<b>W, 12-4</b>
11	Michael Massey (2)	14 – 4/23/2022	@ Frisco	CF	0	8	1	0-2	11-3	W, 12-4
12	Nate Eaton (1)	14 – 4/23/2022	@ Frisco	LCF	0	9	0	3-2	12-3	W, 12-4
13	Michael Massey (3)	15 – 4/24/2022	@ Frisco	RCF	0	4	0	1-0	1-2	W, 4-3
14	Robbie Glendinning (2)	16 – 4/26/2022	vs. Amarillo	LCF	2	11	2	1-1	5-6	L, 6-5
15	Seuly Matias (3)	17 – 4/27/2022	vs. Amarillo	LF	0	2	0	0-0	2-2	W, 12-6
16	Sebastian Rivero (1)	17 – 4/27/2022	vs. Amarillo	LF	0	4	0	0-1	3-3	W, 12-6
17	Sebastian Rivero (2)	17 – 4/27/2022	vs. Amarillo	LF	1	6	2	0-0	12-5	W, 12-6
18	Jake Means (2)	18 – 4/28/2022	vs. Amarillo	LF	0	3	0	0-1	1-0	L, 9-5
19	Nate Eaton (2)	19 – 4/29/2022	vs. Amarillo	LF	0	2	0	1-0	1-0	W, 8-7
20	Sebastian Rivero (3)	20 – 4/30/2022	vs. Amarillo	RCF	0	2	2	1-1	1-2	L, 7-5
21	Ryan Grotjohn (1)	20 – 4/30/2022	vs. Amarillo	RCF	1	2	2	3-2	3-2	L, 7-5
22	Michael Massey (4)	20 – 4/30/2022	vs. Amarillo	RCF	1	3	1	1-2	5-2	L, 7-5
23	Logan Porter (1)	21 – 5/1/2022	vs. Amarillo	LF	1	2	1	0-1	3-1	W, 9-5
24	Robbie Glendinning (3)	21 – 5/1/2022	vs. Amarillo	LF	1	3	2	0-0	5-2	W, 9-5
25	Michael Massey (5)	21 – 5/1/2022	vs. Amarillo	RF	2	7	0	1-2	8-2	W, 9-5
26	Robbie Glendinning (4)	23 – 5/4/2022	@ Springfield	LF	1	5	0	1-0	7-1	W, 13-3
27	Seuly Matias (4)	24 – 5/5/2022	@ Springfield	LCF	0	5	1	1-1	2-4	W, 9-6
28	Brhet Bewley (1)	24 – 5/5/2022	@ Springfield	LCF	0	6	0	1-0	3-5	W, 9-6
29	Tucker Bradley (2)	24 – 5/5/2022	@ Springfield	RF	0	6	0	2-2	4-5	W, 9-6
30	Nick Loftin (3)	24 – 5/5/2022	@ Springfield	LCF	1	7	1	1-1	9-5	W, 9-6
31	Nate Eaton (3)	27 – 5/8/2022	@ Springfield	LCF	0	2	0	1-0	1-0	W, 9-5
32	Logan Porter (2)	27 – 5/8/2022	@ Springfield	LF	0	5	0	2-0	2-0	W, 9-5
33	Seuly Matias (5)	28 – 5/10/2022	vs. Wichita	LCF	2	3	2	0-1	4-0	W, 7-4
34	Robbie Glendinning (5)	28 – 5/10/2022	vs. Wichita	LF	0	8	1	0-2	7-4	W, 7-4
35	Logan Porter (3)	29 – 5/11/2022	vs. Wichita	LCF	0	7	0	3-1	1-3	L, 4-3
36	Michael Massey (6)	30 – 5/12/2022	vs. Wichita	LF	0	6	0	3-2	4-4	L, 10-4
37	<b>Tucker Bradley (3)</b>	<b>31 – 5/13/2022</b>	<b>vs. Wichita</b>	<b>RCF</b>	<b>3</b>	<b>5</b>	<b>0</b>	<b>0-0</b>	<b>4-0</b>	<b>W, 7-0</b>
38	Nick Loftin (4)	31 – 5/13/2022	vs. Wichita	LF	1	7	2	3-1	7-0	W, 7-0
39	Logan Porter (4)	32 – 5/14/2022	vs. Wichita	RCF	0	2	2	2-2	1-4	L, 7-6
40	Michael Massey (7)	37 – 5/21/2022	@ Arkansas	RF	2	3	1	0-0	4-4	W, 11-4
41	John Rave (3)	38 – 5/22/2022	@ Arkansas	RF	2	3	2	1-1	5-0	W, 10-5
42	Tucker Bradley (4)	38 – 5/22/2022	@ Arkansas	RCF	2	5	2	1-1	10-1	W, 10-5
43	Robbie Glendinning (6)	39 – 5/24/2022	@ Midland	RF	1	1	2	0-1	2-0	W, 8-5
44	<b>Michael Massey (8)</b>	<b>39 – 5/24/2022</b>	<b>@ Midland</b>	<b>RCF</b>	<b>3</b>	<b>7</b>	<b>2</b>	<b>1-2</b>	<b>7-3</b>	<b>W, 8-5</b>
45	Seuly Matias (6)	40 – 5/25/2022	@ Midland	LF	0	2	1	2-2	2-0	W, 11-3
46	Nate Eaton (4)	40 – 5/25/2022	@ Midland	LF	0	5	1	2-0	6-1	W, 11-3
47	Nick Loftin (5)	42 – 5/27/2022	@ Midland	LCF	0	3	2	1-0	7-1	W, 14-6
48	Seuly Matias (7)	43 – 5/28/2022	@ Midland	LF	0	6	0	0-1	5-5	W, 9-7
49	Tucker Bradley (5)	43 – 5/28/2022	@ Midland	CF	0	8	2	0-1	6-7	W, 9-7
50	Jake Means (3)	44 – 5/29/2022	@ Midland	LCF	0	8	0	0-0	1-3	L, 3-1
51	Seuly Matias (9)	45 – 5/31/2022	vs. Corpus Christi	LF	0	7	0	3-2	7-8	L, 8-7

## HOME RUN BREAKDOWN

[illegible]

## INNING DISTRIBUTION

1st Inning	2nd Inning	3rd Inning	4th Inning	5th Inning	6th Inning	7th Inning	8th Inning	9th Inning	10th Inning	11th Inning
2	12	9	3	8	5	6	4	1	0	1

## NOTABLE NATURALS HOME RUNS

BACK-TO-BACK HOMERS (1)		2-HOMER GAMES (1)		3-HOMER GAMES (0)		GRAND SLAMS (4)	
PLAYERS	DATE/OPPONENT (INN.)	PLAYER (CAREER NO.)	DATE/OPPONENT	PLAYER (CAREER NO.)	DATE/OPPONENT	PLAYER (CAREER NO.)	DATE/OPPONENT (INN.)
Brhet Bewley & Tucker Bradley	5/5 @ Springfield (6th)	Sebastian Rivero (1st)	4/27 vs. Amarillo			Nick Loftin (2nd)	4/22 @ Frisco (2nd)
						Tucker Bradley (1st)	4/23 @ Frisco (5th)
						Tucker Bradley (2nd)	5/13 vs. Wichita (5th)
						Michael Massey (2nd)	5/24 @ Midland (7th)

LEADOFF HOMERS (0)		INSIDE-THE PARK HOMERS (0)		PINCH-HIT HOMERS (0)		WALK-OFF HOMERS (0)	
PLAYER (CAREER NO.)	DATE/OPPONENT	PLAYER (CAREER NO.)	DATE/OPPONENT (INN.)	PLAYER (CAREER NO.)	DATE/OPPONENT (INN.)	PLAYER (CAREER NO.)	DATE/OPPONENT

HOME RUN SITUATION	# OF	DATE OF LAST	BATTER ('22 HR #)	PITCHER	COUNT	RUNNERS ON	OUTS	INNING	SCORE @ HR	FINAL
GO-AHEAD HOME RUN	14	May 24 @ Midland	Michael Massey (8)	Chester Pimentel	1-2	3	2	▲ 7	7-3	W, 8-5
GAME-TYING HOME RUN	5	May 28 @ Midland	Seuly Matias (7)	Colin Peluse	0-1	0	0	▲ 6	5-5	W, 11-4 (8)

## NOTABLE OPPOSING HOME RUNS

BACK-TO-BACK HOMERS (2)		2-HOMER GAMES (2)		3-HOMER GAMES (0)		GRAND SLAMS (1)	
PLAYERS	DATE/OPPONENT (INN.)	PLAYER (CAREER NO.)	DATE/OPPONENT	PLAYER (CAREER NO.)	DATE/OPPONENT	PLAYER	DATE/OPPONENT (INN.)
Leandro Cedeño & Jorge Barrosa	5/1 vs. Amarillo (8th)	Dio Arias (1st)	4/21 @ Frisco			Justin Foscue	4/21 @ Frisco (3rd)
Alex Isola & Andrew Bechtold	5/10 vs. Wichita (4th)	Leandro Cedeño (4th)	4/30 vs. Amarillo				

LEADOFF HOMERS (1)		INSIDE-THE PARK HOMERS (0)		PINCH-HIT HOMERS (0)		WALK-OFF HOMERS (0)	
PLAYER	DATE/OPPONENT	PLAYER	DATE/OPPONENT (INN.)	PLAYER	DATE/OPPONENT (INN.)	PLAYER	DATE/OPPONENT
Jonathan Ornelas	4/24@ Frisco						



## AFTER-INNING RECORDS

	LEADING	TRAILING	TIED
AFTER 1 INNING	7-4	3-10	10-11
AFTER 2 INNINGS	8-5	4-11	9-8
AFTER 3 INNINGS	12-6	4-13	5-5
AFTER 4 INNINGS	13-6	4-13	4-5
AFTER 5 INNINGS	17-5	4-16	0-3
AFTER 6 INNINGS	18-5	2-15	1-4
AFTER 7 INNINGS	19-2	1-19	1-3
AFTER 8 INNINGS	19-0	1-20	1-4

## NATURALS BIG INNINGS

DATE	INNING	RUNS
1. 4/12 vs. Wichita	1st Inning	8
2. 4/27 vs. Amarillo	4th Inning	7
3. 5/27 @Midland	2nd Inning	6
5/4 @ Springfield	9th Inning	6
5. 5/24 @ Midland	7th Inning	5
5/5 @ Springfield	6th Inning	5
5/4 @ Springfield	3rd Inning	5
4/22 @ Frisco	3rd Inning	5
4/9 @ Springfield	8th Inning	5

## SCORE BY INNINGS

	1	2	3	4	5	6	7	8	9	10	11+	TOTAL
Naturals	24	31	51	28	45	22	38	18	24	3	4	288
Opponents	29	30	38	16	30	30	35	27	9	4	5	253
<b>Difference</b>	<b>-5</b>	<b>1</b>	<b>13</b>	<b>12</b>	<b>15</b>	<b>-8</b>	<b>3</b>	<b>-9</b>	<b>15</b>	<b>-1</b>	<b>-1</b>	<b>35</b>

## SCORE BY INNINGS v. CC

	1	2	3	4	5	6	7	8	9	10	11+	TOTAL
Naturals	2	0	3	2	0	1	1	0	0	0	0	9
Hooks	2	0	2	2	1	2	4	1	0	0	0	14
<b>vs. CC Difference</b>	<b>0</b>	<b>0</b>	<b>1</b>	<b>0</b>	<b>-1</b>	<b>-1</b>	<b>-3</b>	<b>-1</b>	<b>0</b>	<b>0</b>	<b>0</b>	<b>-5</b>

## MULTI-RUN INNINGS

	2	3	4	5	6	7	8	9	10+	TOTAL
Naturals	26	17	13	5	2	1	1	-	-	65
Opponents	39	14	5	3	2	1	-	-	-	64

## RECORD BY RUNS SCORED/ALLOWED

RUNS	0	1	2	3	4	5	6	7	8	9	10	11+
SCORED	0-1	0-6	0-3	0-2	2-2	0-6	0-2	3-1	4-0	4-0	1-0	8-1
ALLOWED	2-0	0-0	2-4	3-0	2-4	5-3	4-3	2-4	1-1	0-1	0-2	0-3

## RECORD BY MARGIN OF VICTORY/DEFEAT

1 Run	2 Runs	3 Runs	4 Runs	5 Runs	6 Runs	7 Runs	8 Runs	9 Runs	10+ Runs
2-11	2-3	5-1	3-3	2-2	1-2	2-1	3-0	1-0	1-1

## 2022 WALK-OFF TRACKER

GAME #	DATE	OPPONENT	FINAL (INN.)	PLAYER	WINNING RUN	PITCHER	HOW	OUTS	COUNT
33	May 18	@ Arkansas	L, 7-5 (10)	Zach DeLoach	Jack Larsen	Walter Pennington	RBI single to right field	2	0-1
41	May 26	@ Midland	L, 2-1 (10)	Shane Selman	Logan Davidson	Zack Phillips	RBI single to right-center field	2	2-2

*Bold Indicates Naturals Walk-off*

## 2022 NATURALS EJECTIONS

DATE	INNING	WHO	WHY	UMPIRE
------	--------	-----	-----	--------

## 2022 NATURALS MONTH BY MONTH

## HITTING

MONTH	AVG	G	AB	R	H	TB	2B	3B	HR	RBI	SB	CS	SO	BB	IBB	HBP	SAC	SF	GIDP	OBP	SLG	OPS
APRIL	.261	20	690	126	180	291	37	4	22	112	32	5	183	97	1	11	4	9	14	.357	.422	.779
MAY	.285	25	892	160	254	406	53	6	29	151	31	7	222	94	3	9	8	15	18	.353	.455	.808
JUNE	.219	1	32	2	7	11	4	0	0	2	0	0	8	4	0	0	0	1	1	.297	.344	.641
JULY																						
AUGUST																						
SEPTEMBER																						
TOTAL	.273	46	1614	288	441	708	94	10	51	265	63	12	413	195	4	20	12	25	33	.354	.439	.793

## PITCHING

MONTH	ERA	W	L	G	SHO	SV	IP	H	R	ER	BB	SO	2B	3B	HR	WP	HBP	BK	GIDP	TBF	AVG	WHIP
APRIL	5.98	9	11	20	0	3	179.0	194	127	119	87	158	35	3	25	17	11	1	17	810	.276	1.57
MAY	4.43	13	12	25	2	3	219.1	197	120	108	123	249	52	6	25	9	12	1	16	963	.239	1.46
JUNE	6.00	0	1	1	0	0	9.0	11	6	6	5	6	2	1	2	0	0	0	2	41	.306	1.78
JULY																						
AUGUST																						
SEPTEMBER																						
TOTAL	5.15	22	24	46	2	6	407.1	402	253	233	215	413	89	10	52	26	23	2	35	1,814	.257	1.51





## HOME/AWAY

Home Games.....	7-12
Away Games.....	15-12

## MONTH

April.....	9-11
May.....	13-12
June.....	0-1
July.....	
August.....	
September.....	

## OPPONENT

vs. Amarillo.....	3-3
vs. Arkansas.....	2-4
vs. Corpus Christi.....	0-2
vs. Frisco.....	4-2
vs. Midland.....	4-2
vs. San Antonio.....	
vs. Springfield.....	5-4
vs. Tulsa.....	
vs. Wichita.....	4-7

## DAY OF THE WEEK

on Monday.....	
on Tuesday.....	3-5
on Wednesday.....	5-3
on Thursday.....	1-6
on Friday.....	5-3
on Saturday.....	4-4
on Sunday.....	4-3

## PITCHING

vs. Left-Handed Starter.....	6-0
vs. Right-Handed Starter.....	16-24
WITH Left-Handed Starter.....	17-16
WITH Right-Handed Starter.....	5-8

## SCORING

1-Run Games.....	2-11
2-Run Games.....	2-3
3-4-Run Games.....	8-4
5+-Run Games.....	10-6
Extra Innings.....	1-4
Shutouts.....	2-1
Doubleheaders.....	
Scoring 0-2 Runs.....	0-10
3-5 Runs.....	2-10
6-9 Runs.....	11-3
10+ Runs.....	9-1
Opponent 0-2 Runs.....	4-3
3-5 Runs.....	11-7
6-9 Runs.....	7-9
10+ Runs.....	0-5
Scored in 1st Inning.....	8-5
Opponent scored in 1st.....	5-10
Scores first.....	16-8
Opponent scores first.....	6-16

## HITTING

Naturals 0-5 hits.....	0-8
6-9 hits.....	5-11
10+ hits.....	17-5
Opponent 0-5 hits.....	4-2
6-9 hits.....	11-8
10+ hits.....	7-14
Hit 0 home runs.....	4-13
1 home run.....	5-9
2 home runs.....	8-1
3+ home runs.....	5-1
Opponent hit 0 home runs.....	8-6
1 home run.....	7-9
2 home runs.....	6-6
3+ home runs.....	1-3
Out-hit opponent.....	20-6
Out-hit by opponent.....	1-16
Hits are tied.....	1-2
Leave 0-5 runners on base.....	5-4
6-9 on base.....	11-15
10+ on base.....	6-5

## FIELDING

Made 0 errors.....	16-10
1 error.....	4-7
2+ errors.....	2-7
Opponent made 0 errors.....	5-10
1 error.....	9-6
2+ errors.....	8-7

## TEAM HIGHS

LONGEST WIN STREAK.....	4 Games.....	May 21-22, 24-25
LONGEST LOSING STREAK.....	5 Games (2x).....	May 14, May 17-20
LONGEST HOME WINNING STREAK.....	2 Games (2x).....	Last: May 1, May 10
LONGEST HOME LOSING STREAK.....	5 Games.....	April 14-17, 26
LONGEST ROAD WINNING STREAK.....	4 Games.....	Last: May 21-22, 24-25
LONGEST ROAD LOSING STREAK.....	4 Games.....	May 17-20
LARGEST MARGIN OF VICTORY.....	10 Runs.....	May 4 @ Springfield, 13-3 W
LARGEST MARGIN OF DEFEAT.....	10 Runs.....	April 21 @ Frisco, 12-2 L
LONGEST GAME, INNINGS.....	11 Innings.....	April 26 vs. Amarillo, 6-5 L
LONGEST GAME, TIME.....	3:55.....	April 8 @ Springfield, 11-8 W
LONGEST 9-INNING GAME, TIME (PRE-PITCH CLOCK).....	3:55.....	April 8 @ Springfield, 11-8 W
LONGEST 9-INNING GAME, TIME (POST-PITCH CLOCK).....	3:03.....	May 27 @ Midland, 14-6 W
SHORTEST 9-INNING GAME, TIME.....	1:58.....	May 29 @ Midland, 3-1 L
SHORTEST GAME, TIME.....	1:58.....	May 29 @ Midland, 3-1 L
LARGEST COMEBACK WIN.....	4 Runs (4x).....	Last: After the 3rd inning, May 28 @ Midland, 9-7 W (10)
LARGEST MARGIN OF LEAD SURRENDERED (LOSS).....	5 Runs.....	After the top of the 5th inning, May 17 @ Arkansas, 7-6 L (10)
MOST ERRORS, TEAM.....	2 (9x).....	Last: May 31 vs. Corpus Christi, 8-7 L
MOST ERRORS, PLAYER.....	2, Seuly Matias.....	May 27 @ Midland, 14-6 W
LARGEST CROWD, HOME.....	5,857.....	April 30 vs. Amarillo, 7-5 L
SMALLEST CROWD, HOME.....	1,950.....	April 17 vs. Wichita, 5-1 L
LARGEST CROWD, ROAD.....	6,777.....	April 23 @ Frisco, 12-4 W
WARMEST FIRST PITCH.....	98°.....	May 28 @ Midland, 9-7 W (10)
COLDEST FIRST PITCH.....	42°.....	April 8 @ Springfield, 11-8 W

## OFFENSIVE HIGHS

MOST RUNS SCORED, GAME.....	14.....	May 27 @ Midland, 14-6 W
MOST RUNS SCORED, INNING.....	8.....	1st inning, April 12 vs. Wichita, 8-6 W
<b>MOST CONSECUTIVE INNINGS SCORED.....</b>	<b>7 (2x) *</b> .....	<b>Last: 1st through 7th Innings, May 25 @ Midland, 11-3 W</b>
FEWEST HITS, GAME.....	2 (2x).....	Last: April 21 @ Frisco, 12-2 L
MOST HITS, GAME.....	17 (3x).....	May 27 @ Midland, 14-6 W
MOST DOUBLES, GAME.....	5 (3x).....	Last: May 27 @ Midland, 14-6 W
MOST TRIPLES, GAME.....	1 (10x).....	Last: May 28 @ Midland, 9-7 W (10)
MOST HOME RUNS, GAME.....	4.....	May 5 @ Springfield, 9-6 W
MOST RBI, GAME.....	13.....	May 4 @ Springfield, 13-3 W
MOST RUNNERS LOB, GAME.....	12 (2x).....	Last: May 27 @ Midland, 14-6 W
MOST TOTAL BASES, GAME.....	32.....	May 5 @ Springfield, 9-6 W
MOST WALKS, GAME.....	9 (3x).....	May 4 @ Springfield, 13-3 W
MOST STRIKEOUTS, GAME.....	15.....	April 14 vs. Wichita, 7-1 L
FEWEST STRIKEOUTS, GAME.....	3.....	May 8 @ Springfield, 9-5 W
MOST STOLEN BASES, GAME.....	5 (2x).....	Last: May 21 @ Arkansas, 11-4 W (8)
MOST HIT BY PITCHES.....	3.....	April 27 vs. Amarillo, 12-6 W

## INDIVIDUAL OFFENSIVE HIGHS

<b>MOST RUNS, GAME.....</b>	<b>4, Maikel Garcia ^</b> .....	<b>April 8 @ Springfield, 11-8 W</b>
MOST HITS, GAME.....	4, Maikel Garcia.....	May 1 vs. Amarillo, 9-5 W
<b>MOST DOUBLES, GAME.....</b>	<b>3, Nick Loftin ^</b> .....	<b>May 4 @ Springfield, 13-3 W</b>
MOST TRIPLES, GAME.....	1 (10x).....	Last: Seuly Matias, May 28 @ Midland, 9-7 W (10)
MOST HOME RUNS, GAME.....	2, Sebastian Rivero.....	April 27 vs. Amarillo, 12-6 W
MOST RBI, GAME.....	5, Nick Loftin.....	April 22 @ Frisco, 11-2 W
MOST WALKS, GAME.....	3 (6x).....	Last: John Rave, May 17 @ Arkansas, 7-6 L (10)
MOST STRIKEOUTS, GAME.....	4 (2x).....	Last: Maikel Garcia, May 31 vs. Corpus Christi, 8-7 L
MOST STOLEN BASES, GAME.....	2 (7x).....	Last: Tucker Bradley, May 21 @ Arkansas, 11-4 W (8)
MOST HIT BY PITCHES, GAME.....	2, Nick Loftin.....	April 27 vs. Amarillo, 12-6 W

## PITCHING HIGHS

MOST RUNS ALLOWED, GAME.....	14.....	April 9 @ Springfield, 14-11 L
MOST RUNS ALLOWED, INNING.....	7.....	3rd inning, April 21 @ Frisco, 12-2 L
FEWEST HITS ALLOWED, GAME.....	3 (2x).....	Last: May 26 @ Midland, 2-1 L (10)
MOST HITS ALLOWED, GAME.....	16.....	April 16 vs. Wichita, 6-5 L (10)
<b>FEWEST STRIKEOUTS, GAME.....</b>	<b>0 ^</b> .....	<b>April 10 @ Springfield, 10-5 L</b>
MOST STRIKEOUTS, GAME.....	16 (2x).....	Last: May 12 vs. Wichita, 10-4 L
FEWEST WALKS ALLOWED, GAME.....	0.....	May 13 vs. Wichita, 7-0 W
<b>MOST WALKS ALLOWED, GAME.....</b>	<b>13 ^</b> .....	<b>May 3 @ Springfield, 12-5 L</b>
MOST HOME RUNS ALLOWED, GAME.....	3 (4x).....	Last: May 28 @ Midland, 9-7 W (10)

## INDIVIDUAL PITCHING HIGHS

MOST RUNS ALLOWED, GAME.....	8, Zack Phillips.....	April 9 @ Springfield, 14-11 L
MOST EARNED RUNS ALLOWED, GAME.....	8, Zack Phillips.....	April 9 @ Springfield, 14-11 L
FEWEST HITS ALLOWED, GAME (STARTER).....	0, Anthony Veneziano (0.2 IP).....	April 9 @ Springfield, 14-11 L
MOST HITS ALLOWED, GAME.....	9, Alec Marsh.....	May 31 vs. Corpus Christi, 8-7 L
MOST HOME RUNS ALLOWED, GAME.....	3 (2x).....	Last: Anthony Veneziano, May 28 @ Midland, 9-7 W (10)
MOST STRIKEOUTS.....	10, Alec Marsh (2x).....	Last: May 25 @ Midland, 11-3 W
<b>MOST CONSECUTIVE STRIKEOUTS.....</b>	<b>8, Alec Marsh (2nd to 4th Innings) *</b> .....	<b>May 19 @ Arkansas, 5-0 L</b>
MOST WALKS ALLOWED, GAME.....	6, Marcelo Martinez.....	May 10 vs. Wichita, 7-4 W
MOST INNINGS PITCHED, STARTER.....	7.0, Drew Parrish (2x).....	Last: May 13 vs. Wichita, 7-0 W
MOST PITCHES THROWN, STARTER.....	100, Drew Parrish.....	May 20 @ Arkansas, 2-1 L
MOST INNINGS PITCHED, RELIEVER.....	4.2, Anthony Veneziano.....	May 14 vs. Wichita, 7-6 L
MOST PITCHES THROWN, RELIEVER.....	74, Dante Biasi.....	May 21 @ Arkansas, W, 11-4 (8)

^ Indicates All-Time Naturals Record Tied

\* Indicates All-Time Naturals Record Set



16

## GAME-BY-GAME STARTERS (BY POSITION)



DATE	OPPONENT	RESULT	SP	C	1B	2B	3B	SS	LF	CF	RF	DH
4/8	@ Springfield	W, 11-8	Drew Parrish	Sebastian Rivero	Jake Means	Michael Massey	Nate Eaton	Maikel Garcia	John Rave	Nick Loftin	Seuly Matias	Robbie Glendinning
4/9	@ Springfield	L, 14-11	Anthony Veneziano	Sebastian Rivero	Robbie Glendinning	Michael Massey	Nate Eaton	Maikel Garcia	John Rave	Nick Loftin	Seuly Matias	Logan Porter
4/10	@ Springfield	L, 10-5	Angel Zerpa	Tyler Cropley	Jake Means	Ryan Grotjohn	Nate Eaton	Maikel Garcia	Tucker Bradley	John Rave	Seuly Matias	Michael Massey
4/12	WICHITA	W, 8-6	Asa Lacy	Sebastian Rivero	Jake Means	Michael Massey	Nate Eaton	Maikel Garcia	John Rave	Nick Loftin	Tucker Bradley	Seuly Matias
4/13	WICHITA	W, 8-5	Alec Marsh	Sebastian Rivero	Logan Porter	Michael Massey	Robbie Glendinning	Maikel Garcia	Tucker Bradley	Nick Loftin	Seuly Matias	John Rave
4/14	WICHITA	L, 7-1	Drew Parrish	Sebastian Rivero	Robbie Glendinning	Ryan Grotjohn	Jake Means	Maikel Garcia	John Rave	Nick Loftin	Nate Eaton	Logan Porter
4/15	WICHITA	L, 4-2	Anthony Veneziano	Tyler Cropley	Jake Means	Michael Massey	Nate Eaton	Maikel Garcia	Tucker Bradley	Nick Loftin	Seuly Matias	Robbie Glendinning
4/16	WICHITA	L, 6-5 (10)	Angel Zerpa	Sebastian Rivero	Jake Means	Michael Massey	Nate Eaton	Ryan Grotjohn	John Rave	Nick Loftin	Tucker Bradley	Logan Porter
4/17	WICHITA	L, 5-1	Asa Lacy	Tyler Cropley	Logan Porter	Michael Massey	Robbie Glendinning	Maikel Garcia	Nate Eaton	John Rave	Seuly Matias	Tucker Bradley
4/19	@ Frisco	L, 4-3	Alec Marsh	Sebastian Rivero	Jake Means	Michael Massey	Nate Eaton	Maikel Garcia	John Rave	Nick Loftin	Seuly Matias	Robbie Glendinning
4/20	@ Frisco	W, 7-2	Drew Parrish	Sebastian Rivero	Robbie Glendinning	Michael Massey	Nate Eaton	Maikel Garcia	John Rave	Nick Loftin	Seuly Matias	Logan Porter
4/21	@ Frisco	L, 12-2	Anthony Veneziano	Logan Porter	Jake Means	Michael Massey	Robbie Glendinning	Maikel Garcia	Tucker Bradley	John Rave	Seuly Matias	Nick Loftin
4/22	@ Frisco	W, 11-2	Angel Zerpa	Sebastian Rivero	Logan Porter	Michael Massey	Jake Means	Maikel Garcia	Nate Eaton	Nick Loftin	Seuly Matias	Robbie Glendinning
4/23	@ Frisco	W, 12-4	Dante Biasi	Sebastian Rivero	Jake Means	Michael Massey	Robbie Glendinning	Maikel Garcia	John Rave	Nick Loftin	Tucker Bradley	Nate Eaton
4/24	@ Frisco	W, 3-0	Alec Marsh	Logan Porter	Robbie Glendinning	Michael Massey	Jake Means	Nate Eaton	Tucker Bradley	John Rave	Seuly Matias	Nick Loftin
4/26	AMARILLO	L, 6-5 (11)	Drew Parrish	Sebastian Rivero	Jake Means	Michael Massey	Nate Eaton	Maikel Garcia	John Rave	Nick Loftin	Seuly Matias	Robbie Glendinning
4/27	AMARILLO	W, 12-6	Anthony Veneziano	Sebastian Rivero	Logan Porter	Michael Massey	Nate Eaton	Maikel Garcia	John Rave	Nick Loftin	Seuly Matias	Tucker Bradley
4/28	AMARILLO	L, 9-5	Angel Zerpa	Sebastian Rivero	Robbie Glendinning	Michael Massey	Jake Means	Maikel Garcia	Tucker Bradley	Nick Loftin	Nate Eaton	Seuly Matias
4/29	AMARILLO	W, 8-7	Dante Biasi	Logan Porter	Jake Means	Michael Massey	Robbie Glendinning	Maikel Garcia	Nate Eaton	John Rave	Tucker Bradley	Nick Loftin
4/30	AMARILLO	L, 7-5	Alec Marsh	Sebastian Rivero	Logan Porter	Ryan Grotjohn	Nate Eaton	Maikel Garcia	Tucker Bradley	Nick Loftin	John Rave	Michael Massey
5/1	AMARILLO	W, 9-5	Drew Parrish	Logan Porter	Robbie Glendinning	Michael Massey	Jake Means	Maikel Garcia	Tucker Bradley	John Rave	Nate Eaton	Seuly Matias
5/2	@ Springfield	L, 12-5	Anthony Veneziano	Sebastian Rivero	Jake Means	Michael Massey	Nate Eaton	Maikel Garcia	John Rave	Nick Loftin	Seuly Matias	Robbie Glendinning
5/4	@ Springfield	W, 13-3	Marcelo Martinez	Sebastian Rivero	Robbie Glendinning	Michael Massey	Nate Eaton	Maikel Garcia	John Rave	Nick Loftin	Seuly Matias	Logan Porter
5/5	@ Springfield	W, 9-6	Dante Biasi	Logan Porter	Robbie Glendinning	Bhret Bewley	Jake Means	Maikel Garcia	Tucker Bradley	Nick Loftin	Seuly Matias	Nate Eaton
5/6	@ Springfield	L, 2-1	Alec Marsh	Sebastian Rivero	Robbie Glendinning	Michael Massey	Nate Eaton	Maikel Garcia	Tucker Bradley	Nick Loftin	John Rave	Seuly Matias
5/7	@ Springfield	W, 4-0	Drew Parrish	Logan Porter	Jake Means	Michael Massey	Bhret Bewley	Maikel Garcia	Tucker Bradley	John Rave	Seuly Matias	Nick Loftin
5/8	@ Springfield	W, 9-4	Anthony Veneziano	Logan Porter	Robbie Glendinning	Michael Massey	Jake Means	Maikel Garcia	John Rave	Nick Loftin	Nate Eaton	Tucker Bradley
5/10	@ Springfield	W, 7-4	Marcelo Martinez	Logan Porter	Robbie Glendinning	Michael Massey	Nate Eaton	Maikel Garcia	Tucker Bradley	Nick Loftin	Seuly Matias	John Rave
5/11	WICHITA	L, 4-3	Angel Zerpa	Logan Porter	Robbie Glendinning	Michael Massey	Jake Means	Maikel Garcia	Tucker Bradley	John Rave	Nate Eaton	Seuly Matias
5/12	WICHITA	L, 10-4	Alec Marsh	Logan Porter	Robbie Glendinning	Bhret Bewley	Nate Eaton	Maikel Garcia	John Rave	Nick Loftin	Seuly Matias	Michael Massey
5/13	WICHITA	W, 7-0	Drew Parrish	Gavin Stupienski	Jake Means	Michael Massey	Nate Eaton	Maikel Garcia	John Rave	Nick Loftin	Seuly Matias	Tucker Bradley
5/14	WICHITA	L, 7-6	Will Klein	Sebastian Rivero	Robbie Glendinning	Michael Massey	Jake Means	Maikel Garcia	Tucker Bradley	Nick Loftin	Seuly Matias	Logan Porter
5/15	WICHITA	Cancelled/Rain										
5/17	@ Arkansas	L, 7-6 (10)	Marcelo Martinez	Logan Porter	Robbie Glendinning	Michael Massey	Nate Eaton	Maikel Garcia	John Rave	Nick Loftin	Seuly Matias	Tucker Bradley
5/18	@ Arkansas	L, 5-4	Angel Zerpa	Logan Porter	Robbie Glendinning	Michael Massey	Jake Means	Maikel Garcia	John Rave	Nick Loftin	Nate Eaton	Seuly Matias
5/19	@ Arkansas	L, 5-0	Alec Marsh	Logan Porter	Robbie Glendinning	Bhret Bewley	Nate Eaton	Maikel Garcia	Tucker Bradley	John Rave	Seuly Matias	Michael Massey
5/20	@ Arkansas	L, 2-1	Drew Parrish	Gavin Stupienski	Jake Means	Michael Massey	Nate Eaton	Maikel Garcia	Tucker Bradley	Nick Loftin	Seuly Matias	John Rave
5/21	@ Arkansas	W, 11-4 (8)	Will Klein	Logan Porter	Robbie Glendinning	Michael Massey	Jake Means	Maikel Garcia	Nick Loftin	John Rave	Nate Eaton	Tucker Bradley
5/22	@ Arkansas	W, 10-5	Anthony Veneziano	Gavin Stupienski	Robbie Glendinning	Michael Massey	Nate Eaton	Maikel Garcia	Tucker Bradley	Nick Loftin	John Rave	Robbie Glendinning
5/24	@ Midland	W, 8-5	Angel Zerpa	Logan Porter	Jake Means	Michael Massey	Jake Means	Maikel Garcia	John Rave	Nick Loftin	Seuly Matias	Jake Means
5/25	@ Midland	W, 11-3	Alec Marsh	Logan Porter	Robbie Glendinning	Michael Massey	Nate Eaton	Maikel Garcia	Tucker Bradley	Nick Loftin	Seuly Matias	Jake Means
5/26	@ Midland	L, 2-1 (10)	Drew Parrish	Gavin Stupienski	Robbie Glendinning	Michael Massey	Jake Means	Maikel Garcia	Ryan Grotjohn	Nick Loftin	Tucker Bradley	Bhret Bewley
5/27	@ Midland	W, 14-6	Will Klein	Logan Porter	Robbie Glendinning	Michael Massey	Bhret Bewley	Maikel Garcia	Tucker Bradley	Nick Loftin	Seuly Matias	Jake Means
5/28	@ Midland	W, 9-7 (10)	Anthony Veneziano	Logan Porter	Robbie Glendinning	Michael Massey	Bhret Bewley	Jake Means	Tucker Bradley	Nick Loftin	Ryan Grotjohn	Seuly Matias
5/29	@ Midland	L, 3-1	Angel Zerpa	Gavin Stupienski	Robbie Glendinning	Michael Massey	Jake Means	Maikel Garcia	Tucker Bradley	Nick Loftin	Seuly Matias	Bhret Bewley
5/31	CORPUS CHRISTI	L, 8-7	Alec Marsh	Logan Porter	Robbie Glendinning	Michael Massey	Jake Means	Maikel Garcia	Tucker Bradley	Nick Loftin	Seuly Matias	
6/1	CORPUS CHRISTI	L, 6-2	Drew Parrish	Logan Porter	Robbie Glendinning	Michael Massey	Jake Means	Maikel Garcia	Ryan Grotjohn	Tucker Bradley	Seuly Matias	Bhret Bewley
6/2	CORPUS CHRISTI											
6/3	CORPUS CHRISTI											
6/4	CORPUS CHRISTI											
6/5	CORPUS CHRISTI											
6/7	@ Tulsa											
6/8	@ Tulsa											
6/9	@ Tulsa											
6/10	@ Tulsa											
6/11	@ Tulsa											
6/12	@ Tulsa											
6/14	ARKANSAS											
6/15	ARKANSAS											
6/16	ARKANSAS											
6/17	ARKANSAS											
6/18	ARKANSAS											
6/19	ARKANSAS											
6/21	SPRINGFIELD											
6/22	SPRINGFIELD											
6/23	SPRINGFIELD											
6/24	SPRINGFIELD											
6/25	SPRINGFIELD											
6/26	SPRINGFIELD											
6/28	@ Amarillo											
6/29	@ Amarillo											
6/30	@ Amarillo											
7/1	@ Amarillo											
7/2	@ Amarillo											
7/3	@ Amarillo											
7/4	TULSA											
7/6	TULSA											
7/7	TULSA											
7/8	TULSA											
7/9	TULSA											
7/10	TULSA											
7/12	@ Corpus Christi											
7/13	@ Corpus Christi											
7/14	@ Corpus Christi											
7/15	@ Corpus Christi											
7/16	@ Corpus Christi											
7/17	@ Corpus Christi											
7/22	SPRINGFIELD											
7/23	SPRINGFIELD											
7/24	SPRINGFIELD											
7/26	@ Wichita											
7/27	@ Wichita											
7/28	@ Wichita											
7/29	@ Wichita											
7/30	@ Wichita											
7/31	@ Wichita											
8/2	TULSA											
8/3	TULSA											
8/4	TULSA											
8/5	TULSA											
8/6	TULSA											
8/7	TULSA											
8/9	@ Arkansas											
8/10	@ Arkansas											
8/11	@ Arkansas											
8/12	@ Arkansas											
8/13	@ Arkansas											
8/14	@ Arkansas											
8/16	SAN ANTONIO											
8/17	SAN ANTONIO											
8/18	SAN ANTONIO											
8/19	SAN ANTONIO											
8/20	SAN ANTONIO											
8/21	SAN ANTONIO											
8/23	SPRINGFIELD											
8/24	SPRINGFIELD											
8/25	SPRINGFIELD											
8/26	SPRINGFIELD											
8/27	SPRINGFIELD											
8/28	SPRINGFIELD											
8/30	@ Tulsa											
8/31	@ Tulsa											
9/1	@ Tulsa											
9/2	@ Tulsa											
9/3	@ Tulsa											
9/4	@ Tulsa											
9/6	@ Wichita											
9/7	@ Wichita											
9/8	@ Wichita											
9/9	@ Wichita											
9/10	@ Wichita											
9/11	@ Wichita											
9/13	FRISCO											
9/14	FRISCO											
9/15	FRISCO											
9/16	FRISCO											
9/17	FRISCO											
9/18	FRISCO											



17

vs



	OPPONENT	RESULT	1	2	3	4	5	6	7	8	9
4/8	@ Springfield	W, 11-8	Maikel Garcia	Nick Loftin	Michael Massey	Seuly Matias	Sebastian Rivero	Robbie Glendinning	Nate Eaton	Jake Means	John Rave
4/9	@ Springfield	L, 14-11	Maikel Garcia	Nick Loftin	Michael Massey	Seuly Matias	Sebastian Rivero	Robbie Glendinning	Nate Eaton	Logan Porter	John Rave
4/10	@ Springfield	L, 10-5	Maikel Garcia	John Rave	Michael Massey	Seuly Matias	Nate Eaton	Ryan Grotjohn	Jake Means	Tyler Cropley	Tucker Bradley
4/12	WICHITA	W, 8-6	Maikel Garcia	Nick Loftin	Michael Massey	Seuly Matias	Sebastian Rivero	John Rave	Nate Eaton	Jake Means	Tucker Bradley
4/13	WICHITA	W, 8-5	Maikel Garcia	Nick Loftin	Michael Massey	Seuly Matias	Sebastian Rivero	John Rave	Robbie Glendinning	Logan Porter	Tucker Bradley
4/14	WICHITA	L, 7-1	Maikel Garcia	Nick Loftin	John Rave	Jake Means	Sebastian Rivero	Nate Eaton	Robbie Glendinning	Logan Porter	Ryan Grotjohn
4/15	WICHITA	L, 4-2	Maikel Garcia	Nick Loftin	Michael Massey	Seuly Matias	Nate Eaton	Jake Means	Robbie Glendinning	Tyler Cropley	Tucker Bradley
4/16	WICHITA	L, 6-5 (10)	Nick Loftin	John Rave	Michael Massey	Jake Means	Sebastian Rivero	Nate Eaton	Ryan Grotjohn	Logan Porter	Tucker Bradley
4/17	WICHITA	L, 5-1	Maikel Garcia	John Rave	Michael Massey	Seuly Matias	Nate Eaton	Robbie Glendinning	Logan Porter	Tyler Cropley	Tucker Bradley
4/19	@ Frisco	L, 4-3	Maikel Garcia	Nick Loftin	Michael Massey	Seuly Matias	Sebastian Rivero	Nate Eaton	Robbie Glendinning	Jake Means	John Rave
4/20	@ Frisco	W, 7-2	Maikel Garcia	Nick Loftin	Michael Massey	Seuly Matias	Sebastian Rivero	Nate Eaton	Robbie Glendinning	Logan Porter	John Rave
4/21	@ Frisco	L, 12-2	Maikel Garcia	Nick Loftin	Michael Massey	Seuly Matias	John Rave	Robbie Glendinning	Robbie Glendinning	Jake Means	Tucker Bradley
4/22	@ Frisco	W, 11-2	Maikel Garcia	Nick Loftin	Michael Massey	Seuly Matias	Nate Eaton	Sebastian Rivero	Robbie Glendinning	Logan Porter	Jake Means
4/23	@ Frisco	W, 12-4	Maikel Garcia	Nick Loftin	Michael Massey	Robbie Glendinning	John Rave	Sebastian Rivero	Nate Eaton	Jake Means	Tucker Bradley
4/24	@ Frisco	W, 4-3	Nick Loftin	John Rave	Michael Massey	Seuly Matias	Robbie Glendinning	Nate Eaton	Logan Porter	Jake Means	Tucker Bradley
4/26	AMARILLO	L, 6-5 (11)	Nick Loftin	Nick Loftin	Michael Massey	Seuly Matias	Sebastian Rivero	John Rave	Robbie Glendinning	Jake Means	Nate Eaton
4/27	AMARILLO	W, 12-6	Maikel Garcia	Nick Loftin	Michael Massey	Seuly Matias	John Rave	Sebastian Rivero	Nate Eaton	Logan Porter	Tucker Bradley
4/28	AMARILLO	L, 9-5	Maikel Garcia	Nick Loftin	Michael Massey	Seuly Matias	Nate Eaton	Sebastian Rivero	Robbie Glendinning	Jake Means	Tucker Bradley
4/29	AMARILLO	W, 8-7	Maikel Garcia	Nick Loftin	Michael Massey	Robbie Glendinning	Nate Eaton	John Rave	Logan Porter	Jake Means	Tucker Bradley
4/30	AMARILLO	L, 7-5	Maikel Garcia	Nick Loftin	Michael Massey	John Rave	Nate Eaton	Sebastian Rivero	Logan Porter	Ryan Grotjohn	Tucker Bradley
5/1	AMARILLO	W, 9-5	Maikel Garcia	Nate Eaton	Michael Massey	Seuly Matias	John Rave	Robbie Glendinning	Logan Porter	Jake Means	Tucker Bradley
5/3	@ Springfield	L, 12-5	Maikel Garcia	Nick Loftin	Michael Massey	Seuly Matias	Nate Eaton	Sebastian Rivero	Robbie Glendinning	Jake Means	John Rave
5/4	@ Springfield	W, 13-3	Maikel Garcia	Nick Loftin	Michael Massey	Seuly Matias	Nate Eaton	Sebastian Rivero	Robbie Glendinning	Logan Porter	John Rave
5/5	@ Springfield	W, 9-6	Maikel Garcia	Nick Loftin	Robbie Glendinning	Seuly Matias	Nate Eaton	Logan Porter	Jake Means	Brihet Bewley	Tucker Bradley
5/6	@ Springfield	L, 2-1	Maikel Garcia	Nick Loftin	Michael Massey	Seuly Matias	Nate Eaton	Sebastian Rivero	John Rave	Robbie Glendinning	Tucker Bradley
5/7	@ Springfield	W, 4-0	Maikel Garcia	Nick Loftin	Michael Massey	Seuly Matias	John Rave	Logan Porter	Brihet Bewley	Jake Means	Tucker Bradley
5/8	@ Springfield	W, 9-4	Maikel Garcia	Nick Loftin	Michael Massey	Robbie Glendinning	John Rave	Nate Eaton	Logan Porter	Jake Means	Tucker Bradley
5/10	WICHITA	W, 7-4	Maikel Garcia	Nick Loftin	Michael Massey	Seuly Matias	John Rave	Nate Eaton	Robbie Glendinning	Logan Porter	Tucker Bradley
5/11	WICHITA	L, 4-3	Maikel Garcia	John Rave	Michael Massey	Seuly Matias	Nate Eaton	Robbie Glendinning	Logan Porter	Jake Means	Tucker Bradley
5/12	WICHITA	L, 10-4	Maikel Garcia	Nick Loftin	Michael Massey	Seuly Matias	Nate Eaton	Robbie Glendinning	Logan Porter	Brihet Bewley	John Rave
5/13	WICHITA	W, 7-0	Maikel Garcia	Nick Loftin	Michael Massey	Seuly Matias	John Rave	Nate Eaton	Gavin Stupiensi	Jake Means	Tucker Bradley
5/14	WICHITA	L, 7-6	Maikel Garcia	Nick Loftin	Michael Massey	Seuly Matias	Robbie Glendinning	Sebastian Rivero	Logan Porter	Jake Means	Tucker Bradley
5/15	WICHITA	Cancelled/Rain									
5/17	@ Arkansas	L, 7-6 (10)	Maikel Garcia	Nick Loftin	Michael Massey	Seuly Matias	Nate Eaton	John Rave	Robbie Glendinning	Logan Porter	Tucker Bradley
5/18	@ Arkansas	L, 5-4	Maikel Garcia	Nick Loftin	Michael Massey	Seuly Matias	Nate Eaton	Robbie Glendinning	Logan Porter	Jake Means	John Rave
5/19	@ Arkansas	L, 5-0	Maikel Garcia	Nate Eaton	Michael Massey	Seuly Matias	Robbie Glendinning	John Rave	Logan Porter	Brihet Bewley	Tucker Bradley
5/20	@ Arkansas	L, 2-1	Maikel Garcia	Nick Loftin	Michael Massey	Seuly Matias	Nate Eaton	John Rave	Jake Means	Gavin Stupiensi	Tucker Bradley
5/21	@ Arkansas	W, 11-4 (8)	Maikel Garcia	Nick Loftin	Michael Massey	Logan Porter	Nate Eaton	John Rave	Robbie Glendinning	Jake Means	Tucker Bradley
5/22	@ Arkansas	W, 10-5	Maikel Garcia	Nick Loftin	Michael Massey	Robbie Glendinning	John Rave	Nate Eaton	Gavin Stupiensi	Ryan Grotjohn	Tucker Bradley





**LF**

Tucker Bradley, 22 (10-12)  
John Rave, 18 (9-9)  
Nate Eaton, 3 (2-1)  
Ryan Grotjohn, 2 (1-1)  
Nick Loftin, 1 (1-0)

**CF**

Nick Loftin, 35 (17-18)  
John Rave, 10 (5-5)  
Tucker Bradley, 1 (0-1)

**RF**

Seuly Matias, 30 (14-16)  
Nate Eaton, 7 (3-4)  
Tucker Bradley, 4 (3-1)  
John Rave, 4 (1-3)  
Ryan Grotjohn, 1 (1-0)

**SS**

Maikel Garcia, 43 (20-23)  
Nate Eaton, 1 (1-0)  
Jake Means, 1 (1-0)  
Ryan Grotjohn, 1 (0-1)

**2B**

Michael Massey, 40 (21-19)  
Brhet Bewley, 3 (1-2)  
Ryan Grotjohn, 3 (0-3)

**3B**

Nate Eaton, 23 (10-13)  
Jake Means, 15 (6-9)  
Robbie Glendinning, 5 (3-2)  
Brhet Bewley, 3 (3-0)

**SP**

Drew Parrish, 10 (5-5)  
Alec Marsh, 9 (3-6)  
Anthony Veneziano, 8 (4-4)  
Ángel Zerpa, 8 (2-6)  
Dante Biasi, 3 (3-0)  
Will Klein, 3 (2-1)  
Marcelo Martinez, 3 (2-1)  
Asa Lacy, 2 (1-1)

**1B**

Robbie Glendinning, 26 (12-14)  
Jake Means, 15 (7-8)  
Logan Porter, 5 (3-2)

**DH**

Robbie Glendinning, 7 (3-4)  
Seuly Matias, 7 (3-4)  
Tucker Bradley, 6 (4-2)  
Logan Porter, 6 (2-4)  
Nick Loftin, 4 (3-1)  
Michael Massey, 4 (0-4)  
John Rave, 3 (2-1)  
Brhet Bewley, 3 (0-3)  
Nate Eaton, 2 (2-0)  
Jake Means, 2 (2-0)  
Ryan Grotjohn, 2 (1-1)

**C**

Logan Porter, 20 (12-8)  
Sebastian Rivero, 18 (8-10)  
Gavin Stupiensi, 5 (2-3)  
Tyler Cropley, 3 (0-3)

1	2	3	4	5	6	7	8	9
Maikel Garcia, 43 (20-23) Nick Loftin, 3 (2-1)	Nick Loftin, 37 (19-18) John Rave, 5 (1-4) Brhet Bewley, 2 (1-1) Nate Eaton, 2 (1-1)	Michael Massey, 44 (21-23) Robbie Glendinning, 1 (1-0) John Rave, 1 (0-1)	Seuly Matias, 30 (13-17) Robbie Glendinning, 12 (8-4) Logan Porter, 1 (1-0) Nate Eaton, 1 (0-1) Jake Means, 1 (0-1) John Rave, 1 (0-1)	Nate Eaton, 18 (6-12) Sebastian Rivero, 10 (5-5) John Rave, 9 (8-1) Logan Porter, 4 (2-2) Robbie Glendinning, 3 (1-2) Brhet Bewley, 2 (0-2)	Nate Eaton, 9 (6-3) Sebastian Rivero, 9 (4-5) John Rave, 8 (4-4) Robbie Glendinning, 8 (2-6) Seuly Matias, 7 (4-3) Logan Porter, 2 (2-0) Ryan Grotjohn, 1 (0-1) Jake Means, 1 (0-1) Gavin Stupiensi, 1 (0-1)	Logan Porter, 14 (6-8) Robbie Glendinning, 13 (6-7) Nate Eaton, 5 (4-1) Ryan Grotjohn, 4 (1-3) Jake Means, 4 (1-3) Gavin Stupiensi, 3 (2-1) Brhet Bewley, 2 (2-0) John Rave, 1 (0-1)	Jake Means, 25 (14-11) Logan Porter, 10 (6-4) Brhet Bewley, 3 (1-2) Ryan Grotjohn, 3 (1-2) Tyler Cropley, 3 (0-3) Robbie Glendinning, 1 (0-1) Gavin Stupiensi, 1 (0-1)	Tucker Bradley, 34 (17-17) John Rave, 9 (4-5) Jake Means, 1 (1-0) Nate Eaton, 1 (0-1) Ryan Grotjohn, 1 (0-1)



PLAYER	GS	POSITION										BATTING ORDER								
		C	1B	2B	3B	SS	LF	CF	RF	OF	DH	1ST	2ND	3RD	4TH	5TH	6TH	7TH	8TH	9TH
Michael Massey	44			40							4			44						
Maikel Garcia	43					43						43								
Nick Loftin	40						1	35		36	4	3	37							
Seuly Matias	37								30	30	7			30		7				
Nate Eaton	36				23	1	3		7	10	2	2				19	9	5		1
John Rave	34						18	10	3	31	3	5	1	1	9	8	1			9
Tucker Bradley	34						22	1	5	28	6									34
Jake Means	33		15		15	1					2			2		1	4	25		1
Logan Porter	31	20	5								6				1	4	2	14	10	
Robbie Glendinning	28		16		5						7			1	12	3	8	3	1	
Sebastian Rivero	18	18														9	9			
Brhet Bewley	9			3	3						3	2				2		2	3	
Ryan Grotjohn	9			3		1	2		1	3	2						1	4	3	1
Gavin Stupienski	5	5															1	3	1	
Tyler Cropley	3	3																		3

## OUTFIELD ASSISTS (13)

TUCKER BRADLEY	LF	2
	RF	1
NATE EATON	LF	1
	RF	3
NICK LOFTIN	CF	2
SEULY MATIAS	RF	3
JOHN RAVE	CF	1

## # OF LINEUP COMBOS

46 games, 46 unique lineup  
combinations used

## MOST USED LINEUP (TBD)

PLAYER	Pos.
1	
2	
3	
4	
5	
6	
7	
8	
9	

## CATCHER PITCHING STATS

CATCHERS	W	L	ERA	GS	SV	IP	H	R	ER	HR	HB	BB	IBB	SO	WHIP	AVG	WP	GDP	TBF	SB	CS	ATT	%CS	PB
Logan Porter	12	8	5.34	20	5	175.2	179	112	104	25	11	100	2	192	1.59	.264	9	15	794	18	6	24	25.0%	1
Sebastian Rivero	8	10	5.71	18	1	164.0	166	112	104	20	9	91	2	165	1.57	.261	14	16	743	25	3	28	10.7%	3
Gavin Stupienski	2	3	1.65	5	0	43.2	31	12	8	2	2	13	0	45	1.01	.180	1	3	172	2	0	2	0.0%	0
Tyler Cropley	0	3	6.26	3	0	23.0	26	17	16	5	1	11	0	11	1.61	.248	2	1	105	8	0	8	0.0%	0



GM #	APRIL	OPPONENT	SCORE	RECORD	Pos./G+/-	WIN	LOSS	SAVE	TEMP.	1ST PITCH	TIME	ATT.	HOME ATT.	NATURALS				OPPONENT			
														R	H	E	LO	R	H	E	LO
1	4/8	@ Springfield	W, 11-8	1-0	T-1st/+1.0	Á. Sotillet (1-0)	G. Black (0-1)	-	42°	6:41 PM	3:55	3,682		11	12	0	10	8	8	4	10
2	4/9	@ Springfield	L, 14-11	1-1	T-2nd/-1.0	J. Quezada (1-0)	A. Veneziano (0-1)	F. Pacheco (1)	63°	5:37 PM	3:47	3,037		11	15	2	10	14	13	2	10
3	4/10	@ Springfield	L, 10-5	1-2	T-3rd/-2.0	M. Brettell (1-0)	Á. Zerpa (0-1)	-	79°	1:38 PM	2:43	2,760		5	7	2	6	10	12	1	6
4	4/12	WICHITA	W, 8-6	2-2	T-3rd/-1.0	D. Biasi (1-0)	B. Lawson (0-1)	Á. Sotillet (1)	72°	7:04 PM	3:04	4,032	4,032	8	8	0	6	6	6	2	9
5	4/13	WICHITA	W, 8-5	3-2	2nd/-1.0	C. Cosby (1-0)	A. Scherff (0-1)	-	53°	7:05 PM	2:48	2,590	6,622	8	12	0	7	5	7	2	4
6	4/14	WICHITA	L, 7-1	3-3	3rd/-1.0	L. Varland (1-0)	D. Parrish (0-1)	-	64°	7:04 PM	3:03	2,655	9,277	1	5	0	7	7	7	0	7
7	4/15	WICHITA	L, 4-2	3-4	3rd/-2.0	S. Woods Richardson (1-0)	A. Veneziano (0-2)	A. Schulfer (1)	73°	7:05 PM	2:25	4,404	13,681	2	5	0	6	4	9	1	9
8	4/16	WICHITA	L, 6-5 (10)	3-5	T-4th/-2.5	A. Angulo (1-0)	Z. Willeman (0-1)	S. Klimek (1)	55°	6:05 PM	3:25	3,003	16,684	5	6	2	12	6	16	4	11
9	4/17	WICHITA	L, 5-1	3-6	5th/-3.0	T. Viza (1-0)	A. Lacy (0-1)	-	52°	2:05 PM	2:37	1,950	18,634	1	10	1	9	5	7	0	5
10	4/19	@ Frisco	L, 4-3	3-7	5th/-4.0	S. Nordlin (2-1)	A. Marsh (0-1)	C. Lee (3)	70°	6:37 PM	2:37	2,162		3	2	0	7	4	9	1	10
11	4/20	@ Frisco	W, 7-2	4-7	T-4th/-4.0	D. Parrish (1-1)	A. Weems (0-1)	-	86°	6:37 PM	2:27	2,324		7	10	1	7	2	4	0	6
12	4/21	@ Frisco	L, 12-2	4-8	5th/-4.0	N.Starr (1-0)	A. Veneziano (0-3)	-	82°	6:37 PM	2:26	3,939		2	2	0	7	12	13	1	3
13	4/22	@ Frisco	W, 11-2	5-8	T-4th/-4.0	Á. Zerpa (1-1)	C. Bradford (1-1)	-	84°	6:36 PM	2:30	6,222		11	8	0	4	2	8	1	10
14	4/23	@ Frisco	W, 12-4	6-8	4th/-4.0	W. Pennington (1-0)	J. Leiter (0-1)	-	82°	6:40 PM	2:39	6,777		12	12	2	7	4	10	2	8
15	4/24	@ Frisco	W, 4-3	7-8	4th/-3.0	Y. Del Rosario (1-0)	C. Ragans (0-1)	Á. Sotillet (2)	75°	4:16 PM	2:21	3,208		4	9	0	9	3	6	1	6
16	4/26	AMARILLO	L, 6-5 (11)	7-9	T-4th/-3.0	J. Garcia (1-0)	W. Pennington (1-1)	B. Rogers (1)	55°	11:06 AM	3:02	3,702	22,336	6	10	0	8	5	9	1	9
17	4/27	AMARILLO	W, 12-6	8-9	4th/-3.0	A. Veneziano (1-3)	S. Cecconi (0-1)	-	68°	7:05 PM	2:28	3,073	25,409	12	15	0	9	6	11	2	7
18	4/28	AMARILLO	L, 9-5	8-10	4th/-3.0	K. Curtis (1-1)	Z. Willeman (0-2)	-	64°	7:04 PM	2:38	3,100	28,509	5	8	0	6	9	13	1	4
19	4/29	AMARILLO	W, 8-7	9-10	T-3rd/-3.0	W. Pennington (2-1)	D. Olivero (0-1)	J. Dipoto (1)	74°	7:05 PM	2:51	4,890	33,399	8	17	1	9	7	15	0	11
20	4/30	AMARILLO	L, 7-5	9-11	T-3rd/-3.0	B. Pfadt (1-1)	H. Capps (0-1)	B. Workman (1)	72°	6:06 PM	2:16	5,857	39,256	5	8	0	4	7	10	0	5

APRIL Hitting Results: .261/.357/.422 (180-for-690), 37 2B, 22 HR, 126 R, 97 BB, 32 SB // APRIL Pitching Results: 9-11, 5.98 ERA (119 ER in 179.0 IP), 3/5 SV, 194 H, 25 HR, 87 BB, 158 K, .276 AVG

GM #	MAY	OPPONENT	SCORE	RECORD	Pos./G+/-	WIN	LOSS	SAVE	TEMP.	1ST PITCH	TIME	ATT.	HOME ATT.	NATURALS				OPPONENT			
														R	H	E	LO	R	H	E	LO
21	5/1	AMARILLO	W, 9-5	10-11	3rd/-3.0	D. Parrish (2-1)	J. Vernia (0-1)	-	70°	2:04 PM	2:32	5,348	44,604	9	12	0	7	5	11	0	7
22	5/3	@ Springfield	L, 12-5	10-12	T-3rd/-3.5	D. Roach (2-1)	A. Veneziano (1-3)	-	52°	6:37 PM	2:49	3,701		5	8	2	7	12	10	2	10
23	5/4	@ Springfield	W, 13-3	11-12	T-3rd/-3.0	M. Martinez (1-0)	K. Leahy (0-4)	-	55°	7:34 PM	2:33 (:59)	3,131		13	15	0	10	3	6	1	4
24	5/5	@ Springfield	W, 9-6	12-12	3rd/-2.5	Y. Del Rosario (2-0)	G. Black (1-3)	W. Pennington (1)	61°	6:36 PM	2:42	3,125		9	17	0	12	6	8	1	4
25	5/6	@ Springfield	L, 2-1	12-13	T-3rd/-4.0	T. Pike (1-1)	H. Capps (0-2)	F. Pacheco (5)	64°	6:39 PM	2:22	3,165		1	4	1	2	2	6	0	10
26	5/7	@ Springfield	W, 4-0	13-13	3rd/-4.0	D. Parrish (3-1)	C. Lunn (2-3)	-	74°	6:05 PM	2:04	4,375		4	9	0	5	0	3	1	4
27	5/8	@ Springfield	W, 9-5	14-13	3rd/-2.5	W. Pennington (3-1)	F. Pacheco (0-1)	-	77°	6:07 PM	2:40	3,922		9	13	1	8	5	6	1	7
28	5/10	WICHITA	W, 7-4	15-13	3rd/-1.5	D. Biasi (2-0)	K. Klimek (0-1)	Y. Del Rosario (1)	84°	11:06 AM	2:35	5,620	50,224	7	11	0	5	4	7	0	11
29	5/11	WICHITA	L, 4-3	15-14	3rd/-2.5	K. Funderburk (2-0)	Á. Zerpa (1-2)	A. Schulfer (5)	84°	7:04 PM	2:22	2,434	52,658	3	8	2	9	4	8	2	8
30	5/12	WICHITA	L, 10-4	15-15	3rd/-3.5	L. Varland (4-1)	P. Smith (0-1)	-	85°	7:06 PM	2:30	3,825	56,483	4	8	2	4	10	11	1	9
31	5/13	WICHITA	W, 7-0	16-15	3rd/-2.5	D. Parrish (4-1)	S. Woods Richardson (2-1)	-	82°	7:05 PM	2:14	4,497	60,980	7	8	0	3	0	5	0	5
32	5/14	WICHITA	L, 7-6	16-16	3rd/-3.5	B. Gross (2-0)	H. Capps (0-3)	A. Schulfer (6)	84°	6:04 PM	2:52	5,558	66,538	6	11	1	10	7	10	2	8
	5/15	WICHITA	Cancelled/Rain																		
33	5/17	@ Arkansas	L, 7-6 (10)	16-17	3rd/-4.5	T. Kuhn (1-1)	W. Pennington (3-2)	-	81°	6:37 PM	2:53	3,374		6	12	0	10	7	10	1	6
34	5/18	@ Arkansas	L, 5-4	16-18	3rd/-5.5	T. Dollard (1-1)	Á. Zerpa (1-3)	M. Stryffeler (6)	89°	6:34 PM	2:14	3,646		4	5	1	5	5	7	1	6
35	5/19	@ Arkansas	L, 5-0	16-19	4th/-6.5	C. Jones (1-2)	A. Marsh (0-2)	-	90°	6:35 PM	2:15	3,769		0	3	1	7	5	8	3	8
36	5/20	@ Arkansas	L, 2-1	16-20	4th/-6.5	J. Haberer (1-2)	D. Parrish (4-2)	T. Kuhn (3)	89°	7:04 PM	2:24	6,016		1	4	1	6	2	4	0	7
37	5/21	@ Arkansas	W, 11-4 (8)	17-20	4th/-6.0	D. Biasi (3-0)	S. Kolek (1-3)	-	75°	7:06 PM	2:54 (:30)	3,869		11	12	0	10	4	5	1	6
38	5/22	@ Arkansas	W, 10-5	18-20	3rd/-6.0	Z. Phillips (1-0)	E. Hancock (0-1)	-	62°	1:35 PM	2:44	3,807		10	11	1	6	5	8	2	8
39	5/24	@ Midland	W, 8-5	19-20	3rd/-5.5	Y. Del Rosario (3-0)	D. Leal (0-1)	Z. Willeman (1)	68°	11:02 AM	2:25	4,066		8	10	0	5	5	12	1	11
40	5/25	@ Midland	W, 11-3	20-20	3rd/-4.5	A. Marsh (1-2)	R. Cusick (1-5)	-	74°	6:33 PM	2:48	3,012		11	16	0	9	3	10	2	13
41	5/26	@ Midland	L, 2-1 (10)	20-21	3rd/-5.5	G. Acton (1-2)	Z. Phillips (1-1)	-	90°	7:02 PM	2:41	3,450		1	7	0	11	2	3	2	4
42	5/27	@ Midland	W, 14-6	21-21	3rd/-5.0	Á. Sotillet (2-0)	T. Damron (1-3)	-	97°	7:01 PM	3:03	3,549		14	17	2	12	6	7	2	11
43	5/28	@ Midland	W, 9-7 (10)	22-21	3rd/-5.0	Y. Del Rosario (4-0)	C. Cohen (2-3)	-	98°	7:00 PM	2:50	3,425		9	15	0	11	7	10	1	8
44	5/29	@ Midland	L, 3-1	22-22	3rd/-5.0	M. Milburn (3-3)	Á. Zerpa (1-4)	A. Briggs (2)	96°	2:02 PM	1:48	2,446		1	6	0	7	3	11	0	6
45	5/31	CORPUS CHRISTI	L, 8-7	22-23	4th/-5.0	D. West (1-0)	Y. Del Rosario (1-4)	M. Ruppenthal (1)	82°	7:04 PM	2:52	2,247	68,785	7	12	2	9	8	11	0	7

MAY Hitting Results: .285/.353/.455 (254-for-892), 53 2B, 29 HR, 160 R, 94 BB, 31 SB // APRIL Pitching Results: 13-12, 4.43 ERA (108 ER in 219.1 IP), 3/6 SV, 197 H, 25 HR, 123 BB, 249 K, .239 AVG

														NATURALS				OPPONENT			
GM #	JUNE	OPPONENT	SCORE	RECORD	Pos./G+/-	WIN	LOSS	SAVE	TEMP.	1ST PITCH	TIME	ATT.	HOME ATT.	R	H	E	LO	R	H	E	LO
46	6/1	CORPUS CHRISTI	L, 6-2	22 - 24	4th/-5.5	J. Endersby (2-1)	D. Parrish (4-3)	-	80°	7:04 PM	2:32	2,183	70,968	2	7	0	0	6	11	0	2
47	6/2	CORPUS CHRISTI																			
48	6/3	CORPUS CHRISTI																			
49	6/4	CORPUS CHRISTI																			
50	6/5	CORPUS CHRISTI																			
51	6/7	@ Tulsa																			
52	6/8	@ Tulsa																			
53	6/9	@ Tulsa																			
54	6/10	@ Tulsa																			
55	6/11	@ Tulsa																			
56	6/12	@ Tulsa																			
57	6/14	ARKANSAS																			
58	6/15	ARKANSAS																			
59	6/16	ARKANSAS																			
60	6/17	ARKANSAS																			
61	6/18	ARKANSAS																			
62	6/19	ARKANSAS																			
63	6/21	SPRINGFIELD																			
64	6/22	SPRINGFIELD																			
65	6/23	SPRINGFIELD																			
66	6/24	SPRINGFIELD																			
67	6/25	SPRINGFIELD																			
68	6/26	SPRINGFIELD																			





GM #	JUNE	OPPONENT	SCORE	RECORD	Pos./G+/-	WIN	LOSS	SAVE	TEMP.	1ST PITCH	TIME	ATT.	HOME ATT.	NATURALS				OPPONENT			
														R	H	E	LO	R	H	E	LO
69	6/28	@ Amarillo																			
70	6/29	@ Amarillo																			
71	6/30	@ Amarillo																			

JUNE Hitting Results: TBD // JUNE Pitching Results: TBD

GM #	JULY	OPPONENT	SCORE	RECORD	Pos./G+/-	WIN	LOSS	SAVE	TEMP.	1ST PITCH	TIME	ATT.	HOME ATT.	NATURALS				OPPONENT			
														R	H	E	LO	R	H	E	LO
72	7/1	@ Amarillo																			
73	7/2	@ Amarillo																			
74	7/3	@ Amarillo																			
75	7/4	TULSA																			
76	7/6	TULSA																			
77	7/7	TULSA																			
78	7/8	TULSA																			
79	7/9	TULSA																			
80	7/10	TULSA																			
81	7/12	@ Corpus Christi																			
82	7/13	@ Corpus Christi																			
83	7/14	@ Corpus Christi																			
84	7/15	@ Corpus Christi																			
85	7/16	@ Corpus Christi																			
86	7/17	@ Corpus Christi																			
87	7/22	SPRINGFIELD																			
88	7/23	SPRINGFIELD																			
89	7/24	SPRINGFIELD																			
90	7/26	@ Wichita																			
91	7/27	@ Wichita																			
92	7/28	@ Wichita																			
93	7/29	@ Wichita																			
94	7/30	@ Wichita																			
95	7/31	@ Wichita																			

JULY Hitting Results: TBD // JULY Pitching Results: TBD

GM #	AUGUST	OPPONENT	SCORE	RECORD	Pos./G+/-	WIN	LOSS	SAVE	TEMP.	1ST PITCH	TIME	ATT.	HOME ATT.	NATURALS				OPPONENT			
														R	H	E	LO	R	H	E	LO
96	8/2	TULSA																			
97	8/3	TULSA																			
98	8/4	TULSA																			
99	8/5	TULSA																			
100	8/6	TULSA																			
101	8/7	TULSA																			
102	8/9	@ Arkansas																			
103	8/10	@ Arkansas																			
104	8/11	@ Arkansas																			
105	8/12	@ Arkansas																			
106	8/13	@ Arkansas																			
107	8/14	@ Arkansas																			
108	8/16	SAN ANTONIO																			
109	8/17	SAN ANTONIO																			
110	8/18	SAN ANTONIO																			
111	8/19	SAN ANTONIO																			
112	8/20	SAN ANTONIO																			
113	8/21	SAN ANTONIO																			
114	8/23	SPRINGFIELD																			
115	8/24	SPRINGFIELD																			
116	8/25	SPRINGFIELD																			
117	8/26	SPRINGFIELD																			
118	8/27	SPRINGFIELD																			
119	8/28	SPRINGFIELD																			
120	8/30	@ Tulsa																			
121	8/31	@ Tulsa																			

AUGUST Hitting Results: TBD // AUGUST Pitching Results: TBD

GM #	SEPTEMBER	OPPONENT	SCORE	RECORD	Pos./G+/-	WIN	LOSS	SAVE	TEMP.	1ST PITCH	TIME	ATT.	HOME ATT.	NATURALS				OPPONENT			
														R	H	E	LO	R	H	E	LO
122	9/1	@ Tulsa																			
123	9/2	@ Tulsa																			
124	9/3	@ Tulsa																			
125	9/4	@ Tulsa																			
126	9/6	@ Wichita																			
127	9/7	@ Wichita																			
128	9/8	@ Wichita																			
129	9/9	@ Wichita																			
130	9/10	@ Wichita																			
131	9/11	@ Wichita																			
132	9/13	FRISCO																			
133	9/14	FRISCO																			
134	9/15	FRISCO																			
135	9/16	FRISCO																			
136	9/17	FRISCO																			
137	9/18	FRISCO																			

SEPTEMBER Hitting Results: TBD // SEPTEMBER Pitching Results: TBD  
2ND HALF Hitting Results: TBD // 2ND HALF Pitching Results: TBD



22

## GAME-BY-GAME PITCHING

**v**

DATE	OPPONENT	RESULT	IP	H	R	ER	BB	SO	2B	3B	HR	AVG	WHIP	WP	BK	HB	GIDP	IBB	TBF	SV	ERA (SEASON)
4/8	@ Springfield	W, 11-8	9.0	8	8	8	9	6	3	0	2	(.229)	(1.89)	2	0	1	0	0	45	0	8.00
4/9	@ Springfield	L, 14-11	8.0	13	14	12	12	5	2	0	1	(.361)	(3.13)	1	0	0	2	0	48	0	10.59
4/10	@ Springfield	L, 10-5	8.0	12	10	10	3	0	3	0	3	(.333)	(1.88)	2	0	1	0	0	40	0	10.80
4/12	WICHITA	W, 8-6	9.0	6	6	6	5	13	0	0	0	(.171)	(1.22)	2	0	2	0	0	42	1	9.53
4/13	WICHITA	W, 8-5	9.0	7	5	5	3	15	2	0	2	(.212)	(1.11)	1	0	0	1	0	36	0	8.58
4/14	WICHITA	L, 7-1	9.0	7	7	7	5	9	3	1	1	(.206)	(1.33)	0	0	2	0	0	41	0	8.31
4/15	WICHITA	L, 4-2	9.0	9	4	4	6	4	1	1	1	(.265)	(1.67)	0	0	0	1	0	40	0	7.67
4/16	WICHITA	L, 6-5 (10)	10.0	16	6	4	2	9	0	0	0	(.372)	(1.80)	0	0	0	2	0	46	0	7.10
4/17	WICHITA	L, 5-1	9.0	7	5	4	3	8	1	0	2	(.206)	(1.11)	0	0	0	0	0	37	0	6.75
4/19	@ Frisco	L, 4-3	8.0	9	4	4	6	7	1	0	0	(.300)	(1.88)	1	0	0	1	0	38	0	6.55
4/20	@ Frisco	W, 7-2	9.0	4	2	1	4	6	1	0	1	(.133)	(0.89)	1	0	1	2	0	35	0	6.03
4/21	@ Frisco	L, 12-2	8.0	13	12	12	2	6	3	0	3	(.382)	(1.88)	0	0	2	1	0	39	0	6.60
4/22	@ Frisco	W, 11-2	9.0	8	2	2	4	9	0	0	1	(.235)	(1.33)	1	0	0	0	0	39	0	6.24
4/23	@ Frisco	W, 12-4	9.0	10	4	3	3	7	2	0	2	(.286)	(1.44)	0	0	0	0	0	39	0	6.00
4/24	@ Frisco	W, 4-3	9.0	6	3	3	3	9	3	0	1	(.194)	(1.00)	0	0	1	1	0	36	1	5.80
4/26	AMARILLO	L, 6-5 (11)	11.0	10	6	5	3	12	1	0	0	(.244)	(1.18)	2	0	0	1	1	45	0	5.66
4/27	AMARILLO	W, 12-6	9.0	11	6	6	2	6	2	0	1	(.297)	(1.44)	2	0	0	0	0	40	0	5.68
4/28	AMARILLO	L, 9-5	9.0	13	9	9	4	5	3	1	1	(.361)	(1.89)	0	1	0	2	1	40	0	5.87
4/29	AMARILLO	W, 8-7	9.0	15	7	7	6	11	2	0	0	(.395)	(2.33)	2	0	0	2	0	45	1	5.93
4/30	AMARILLO	L, 7-5	9.0	10	7	7	2	11	2	0	3	(.278)	(1.33)	0	0	1	1	0	39	0	5.98
5/1	AMARILLO	W, 9-5	9.0	11	5	5	2	8	3	0	2	(.324)	(1.44)	0	0	1	0	0	39	0	5.94
5/3	@ Springfield	L, 12-5	8.0	10	12	12	13	8	4	0	1	(.323)	(2.88)	0	0	2	3	0	46	0	6.24
5/4	@ Springfield	W, 13-3	9.0	6	3	3	2	9	0	0	1	(.188)	(0.89)	1	0	0	1	0	34	0	6.10
5/5	@ Springfield	W, 9-6	9.0	8	6	6	4	12	4	0	2	(.242)	(1.33)	0	0	0	1	0	37	1	6.10
5/6	@ Springfield	L, 2-1	8.0	7	2	2	5	16	2	0	0	(.226)	(1.50)	0	0	0	0	0	36	0	5.96
5/7	@ Springfield	W, 4-0	9.0	3	0	0	2	8	0	0	0	(.103)	(0.56)	1	0	0	0	0	31	0	5.73
5/8	@ Springfield	W, 9-5	9.0	6	5	3	7	5	1	0	1	(.188)	(1.44)	1	0	0	1	0	39	0	5.63
5/10	WICHITA	W, 7-4	9.0	7	4	4	9	9	2	0	2	(.212)	(1.78)	0	0	0	0	0	42	1	5.57
5/11	WICHITA	L, 4-3	9.0	8	4	4	6	9	2	1	1	(.242)	(1.56)	0	0	0	1	0	39	0	5.51
5/12	WICHITA	L, 10-4	9.0	11	10	10	8	16	3	0	2	(.297)	(2.11)	2	0	1	0	0	46	0	5.66
5/13	WICHITA	W, 7-0	9.0	5	0	0	0	12	1	0	0	(.161)	(0.56)	0	0	1	0	0	32	0	5.48
5/14	WICHITA	L, 7-6	9.0	10	7	6	6	11	2	0	2	(.278)	(1.78)	0	0	0	0	0	42	0	5.49
5/15	WICHITA	Cancelled/Rain																			
5/17	@ Arkansas	L, 7-6 (10)	9.2	10	7	7	5	9	3	0	1	(.278)	(1.55)	2	0	0	3	2	41	0	5.53
5/18	@ Arkansas	L, 5-4	8.0	7	5	3	4	8	1	0	2	(.226)	(1.38)	0	1	0	0	0	35	0	5.47
5/19	@ Arkansas	L, 5-0	8.0	8	5	5	4	13	0	2	1	(.250)	(1.50)	0	0	1	0	0	37	0	5.48
5/20	@ Arkansas	L, 2-1	8.0	4	2	0	4	10	0	0	0	(.143)	(1.00)	0	0	1	0	0	33	0	5.34
5/21	@ Arkansas	W, 11-4 (8)	7.0	5	4	4	7	8	2	0	0	(.208)	(1.71)	0	0	0	0	0	31	0	5.33
5/22	@ Arkansas	W, 10-5	9.0	8	5	4	5	7	1	0	1	(.229)	(1.44)	0	0	0	0	0	40	0	5.30
5/24	@ Midland	W, 8-5	9.0	12	5	5	3	10	7	0	0	(.308)	(1.67)	0	0	1	0	0	43	1	5.29
5/25	@ Midland	W, 11-3	9.0	10	3	3	4	14	4	1	0	(.270)	(1.56)	1	0	2	0	0	43	0	5.23
5/26	@ Midland	L, 2-1 (10)	9.2	3	2	1	3	7	0	0	0	(.097)	(0.62)	1	0	0	1	0	34	0	5.12
5/27	@ Midland	W, 14-6	9.0	7	6	4	11	7	2	0	0	(.219)	(2.00)	0	0	0	1	0	44	0	5.08
5/28	@ Midland	W, 9-7 (10)	10.0	10	7	7	5	9	3	0	3	(.256)	(1.50)	0	0	0	1	0	44	0	5.12
5/29	@ Midland	L, 3-1	8.0	11	3	3	1	9	2	1	1	(.344)	(1.50)	0	0	0	2	0	33	0	5.09
5/31	CORPUS CHRISTI	L, 8-7	9.0	11	8	7	3	15	3	1	2	(.297)	(1.56)	0	0	2	1	0	42	0	5.13
6/1	CORPUS CHRISTI	L, 6-2	9.0	11	6	6	5	6	2	1	2	(.306)	(1.78)	0	0	0	2	0	41	0	5.15
6/2	CORPUS CHRISTI																				
6/3	CORPUS CHRISTI																				
6/4	CORPUS CHRISTI																				
6/5	CORPUS CHRISTI																				
6/7	@ Tulsa																				
6/8	@ Tulsa																				
6/9	@ Tulsa																				
6/10	@ Tulsa																				
6/11	@ Tulsa																				
6/12	@ Tulsa																				
6/14	ARKANSAS																				
6/15	ARKANSAS																				
6/16	ARKANSAS																				
6/17	ARKANSAS																				
6/18	ARKANSAS																				
6/19	ARKANSAS																				
6/21	SPRINGFIELD																				
6/22	SPRINGFIELD																				
6/23	SPRINGFIELD																				
6/24	SPRINGFIELD																				
6/25	SPRINGFIELD																				
6/26	SPRINGFIELD																				





## THE LAST TIME THE NATURALS...

THREW A PERFECT GAME	N/A
THREW A NO-HITTER	Brooks Pounders, 6/27/2013 vs. Midland
THREW A 9-INNING NO-HITTER	Brooks Pounders, 6/27/2013 vs. Midland
THREW A COMBINED NO-HITTER	Greg Holland, Chris Dwyer, Brandon Lafferty & Kendal Volz, 5/10/2012 vs. Springfield
THREW A COMBINED 1-HITTER (9 Innings)	N/A
THREW A COMBINED 1-HITTER (7 Innings)	Jonathan Heasley & Robert Garcia, 5/28/2021 vs. San Antonio (Game 2)
THREW A COMBINED 2-HITTER (9 Innings)	Jonathan Heasley, Derrick Adams & Josh Dye, 7/8/2021 @ Wichita
THREW A COMBINED 2-HITTER (7 Innings)	Nolan Watson, Yefri Del Rosario & Robert Garcia, 8/27/2021 vs. Springfield (Game 1)
GOT NO-HIT (9 INNINGS)	5/17/2016 vs. Arkansas, 6-0
GOT NO-HIT (LESS THAN 9 INNINGS)	N/A
GOT 1-HIT	8/31/2019 vs. Frisco
GOT 2-HIT	4/21/2022 @ Frisco
THREW A COMBINED 9-INNING SHUTOUT	5/13/2022 vs. Wichita (7-0)
THREW BACK-TO-BACK SHUTOUTS	Games 1 and 2, 8/14/2021 vs. Frisco
GOT SHUT OUT (9 INNINGS)	5/19/2022 @ Arkansas
GOT SHUT OUT IN BACK-TO-BACK GAMES	August 12 & 13, 2019 @ Arkansas
GOT SHUT OUT IN 3 STRAIGHT GAMES	July 10 vs. Frisco, July 11 & 12, 2015 vs. Midland
GOT SHUT OUT (LESS THAN 9 INNINGS)	8/7/2021 @ Arkansas (5 Innings)
WON 11 GAMES IN A ROW	April 26 - May 6, 2015
WON 8 GAMES IN A ROW	June 14 - June 20, 2017
WON 7 GAMES IN A ROW	May 16 - May 22, 2015
WON 6 GAMES IN A ROW	August 2 - August 8, 2018
LOST 10 GAMES IN A ROW	April 6 - April 16, 2014
LOST 9 GAMES IN A ROW	April 8 - April 16, 2019
LOST 8 GAMES IN A ROW	July 2 - July 9, 2012
LOST 7 GAMES IN A ROW	July 12 - July 18, 2018
LOST 6 GAMES IN A ROW	July 15 - July 20, 2017
STRUCK OUT 19+ OPPOSING HITTERS	5/11/2013 @ Springfield (19)
STRUCK OUT 17+ OPPOSING HITTERS	8/29/2019 vs. Midland (18)
STRUCK OUT 15+ OPPOSING HITTERS	5/31/2022 vs. Corpus Christi (15)
STRUCK OUT 10+ OPPOSING HITTERS	5/31/2022 vs. Corpus Christi (15)
SCORED 20+ RUNS IN ONE GAME	8/20/2013 @ Springfield (21)
SCORED 15+ RUNS IN ONE GAME	8/24/2021 vs. Springfield (18)
SCORED 10+ RUNS IN ONE GAME	5/27/2022 @ Midland (14)
ALLOWED 25+ RUNS IN ONE GAME	4/15/2011 @ San Antonio (26)
ALLOWED 20+ RUNS IN ONE GAME	7/25/2021 @ Tulsa (23)
ALLOWED 15+ RUNS IN ONE GAME	7/27/2021 vs. Wichita (18)
ALLOWED 10+ RUNS IN ONE GAME	5/12/2022 vs. Wichita (10)
HAD 22+ HITS IN ONE GAME	5/22/2010 vs. Arkansas (22)
HAD 20+ HITS IN ONE GAME	8/24/2021 vs. Springfield (20)
HAD 15+ HITS IN ONE GAME	5/28/2022 @ Midland (15)
HAD 10+ HITS IN ONE GAME	5/31/2022 vs. Corpus Christi (12)
ALLOWED 25+ HITS IN ONE GAME	4/15/2011 @ San Antonio (26)
ALLOWED 20+ HITS IN ONE GAME	7/27/2021 vs. Wichita (23)
ALLOWED 15+ HITS IN ONE GAME	4/29/2022 vs. Amarillo (15)
ALLOWED 10+ HITS IN ONE GAME	6/1/2022 vs. Corpus Christi (11)
WALKED 14+ TIMES IN ONE GAME	5/8/2021 @ Arkansas (14)
WALKED 10+ TIMES IN ONE GAME	7/29/2021 vs. Wichita (10)
WALKED 8+ TIMES IN ONE GAME	5/4/22 @ Springfield (9)
ALLOWED 13+ WALKS IN ONE GAME	5/4/22 @ Springfield (13)
ALLOWED 10+ WALKS IN ONE GAME	5/27/2022 @ Midland (11)
ALLOWED 8+ WALKS IN ONE GAME	5/27/2022 @ Midland (11)
HIT 7+ HOME RUNS IN A GAME	5/30/2021 vs. San Antonio (7)
HIT 5+ HOME RUNS IN A GAME	8/24/2021 vs. Springfield (5)
HIT 3+ HOME RUNS IN A GAME	5/5/2022 @ Springfield (4)
ALLOWED 7+ HOME RUNS IN A GAME	4/15/2011 @ San Antonio (7)
ALLOWED 5+ HOME RUNS IN A GAME	7/6/2021 @ Wichita (5)
ALLOWED 3+ HOME RUNS IN A GAME	5/28/2022 @ Midland (3)
HAD 2 PLAYERS HIT 2 HOME RUNS IN A GAME	Hunter Dozier & Bubba Starling, 4/10/2016 vs. Midland
HIT BACK-TO-BACK HOME RUNS	Brihet Bewley & Tucker Bradley, 6th Inning, 5/5/2022 @ Springfield
HIT 3 STRAIGHT HOME RUNS	Bobby Witt Jr., Nick Pratto & MJ Melendez, 5/30/2021 vs. San Antonio
SCORED 10+ RUNS IN AN INNING	2nd Inning, 9/9/2021 @ Wichita (10)
SCORED 7+ RUNS IN AN INNING	4th Inning, 4/27/2022 vs. Amarillo (7)
SCORED 5+ RUNS IN AN INNING	7th Inning, 5/24/2022 @ Midland (5)
SCORED 5+ RUNS IN AN EXTRA INNING	10th Inning, 6/2/2012 vs. Frisco (5)
ALLOWED 10+ RUNS IN AN INNING	7/26/2019 vs. Corpus Christi (11)
ALLOWED 7+ RUNS IN AN INNING	2nd Inning, 7/25/2021 @ Tulsa (7)
ALLOWED 5+ RUNS IN AN INNING	7th Inning, 5/12/2022 vs. Wichita (6)
ALLOWED 5+ RUNS IN AN EXTRA INNING	11th Inning, 4/26/2022 vs. Amarillo (5)
WON A GAME BY 15+ RUNS	18-1, 8/24/2021 vs. Springfield
WON A GAME BY 10+ RUNS	5/4/22 @ Springfield
LOST A GAME BY 15+ RUNS	23-8, 7/25/2021 @ Tulsa
LOST A GAME BY 10+ RUNS	12-2, 4/21/2022 @ Frisco
SCORED 12+ RUNS IN CONSECUTIVE GAMES	June 28 (vs. Tulsa) & July 2 (@ Frisco), 2015
SCORED 10+ RUNS IN CONSECUTIVE GAMES	May 21 & 22 @ Arkansas
SCORED A RUN WITHOUT AN RBI	9/7/2021 @ Wichita
SCORED MULTIPLE RUNS WITHOUT AN RBI	2 Runs, 8/16/2018 @ Midland
TURNED 5 DOUBLE PLAYS IN ONE GAME	8/20/2015 @ San Antonio
TURNED 3+ DOUBLE PLAYS IN ONE GAME	5/17/2022 @ Arkansas (3)
TURNED A TRIPLE PLAY	Frank Schwindel (1B) to Corey Toups (2B) to Humberto Arteaga (SS) to Schwindel to Toups, 8/31/2016 vs. Tulsa
HIT INTO A TRIPLE PLAY	Mauricio Ramos, 7/24/2016 vs. Springfield
COMMITTED 6 ERRORS	5/4/2019 vs. Midland
COMMITTED 5 ERRORS	5/29/2021 vs. San Antonio
COMMITTED 3+ ERRORS	8/17/2021 @ Tulsa (3)
EVERY NATURAL IN THE STARTING LINEUP HAD A HIT	5/8/2022 @ Springfield
EVERY NATURAL IN THE STARTING LINEUP SCORED A RUN	5/22/2022 @ Arkansas
EVERY NATURAL IN THE STARTING LINEUP HAD A HIT AND SCORED A RUN	5/4/2022 @ Springfield
LINEUP BATTED AROUND TWICE IN ONE GAME	3rd and 9th Innings, 5/4/2022 @ Springfield
WON ON THE LAST AT-BAT OF THE GAME (WALK-OFF WIN)	9/3/2021 vs. Corpus Christi
LOST ON THE LAST AT-BAT OF THE GAME (WALK-OFF LOSS)	5/26/2022 @ Midland
PLAYED BACK-TO-BACK EXTRA-INNING GAMES	September 2nd & 3rd, 2021 vs. Corpus Christi
WON BOTH GAMES OF A DOUBLEHEADER	8/24/2021 vs. Springfield (8-0, 4-1)
PITCHED SHUTOUTS IN BOTH GAMES OF A DOUBLEHEADER	8/14/2021 vs. Frisco (1-0, 10-0)
LOST BOTH GAMES OF A DOUBLEHEADER	5/30/2019 vs. Arkansas (7-4, 10-7)

## THE LAST TIME A NATURALS HITTER...

HAD 6 HITS IN ONE GAME	Ed Lucas, 7/21/2008 @ Springfield
HAD 5 HITS IN ONE GAME	Dairon Blanco, 7/13/2021 vs. Arkansas
HAD 4 HITS IN ONE GAME	Maikel Garcia, 5/1/2022 vs. Amarillo
HAD 3 HITS IN ONE GAME	Nick Loftin & Michael Massey, 5/31/2022 vs. Corpus Christi
HIT 3 HOME RUNS IN ONE GAME	Bobby Witt Jr., 5/30/2021 vs. San Antonio
HIT 2 HOME RUNS IN ONE GAME	Sebastian Rivero, 4/27/2022 vs. Amarillo
HIT 2 TRIPLES IN ONE GAME	Taylor Featherston, 4/18/2019 vs. Springfield
HIT 3 DOUBLES IN ONE GAME	Nick Loftin, 5/4/22 @ Springfield
HIT 2 DOUBLES IN ONE GAME	Logan Porter, 6/1/2022 vs. Corpus Christi
HIT A GRAND SLAM	Michael Massey, 5/24/2022 @ Midland
HIT AN INSIDE-THE-PARK HOME RUN	Brewer Hicklen, 7/15/2021 vs. Arkansas
LED OFF A HOME GAME WITH A HOME RUN	Clay Dungan, 7/18/2021 vs. Arkansas
LED OFF A ROAD GAME WITH A HOME RUN	Clay Dungan, 7/24/2021 @ Tulsa
HIT A PINCH-HIT HOME RUN	Frank Schwindel, 8/21/2015 @ Corpus Christi
HIT A WALK-OFF HOME RUN	Gabriel Cancel, 4/20/2019 vs. Springfield
HIT FOR THE CYCLE	Nicky Lopez, 6/21/2018 @ Tulsa
HAD 7 RBI IN ONE GAME	Taylor Featherston, 7/20/2019 @ Amarillo
HAD 6 RBI IN ONE GAME	Nick Pratto, 5/21/2021 @ Springfield
HAD 5 RBI IN ONE GAME	Nick Loftin, 4/22/2022 @ Frisco
HAD 4 RBI IN ONE GAME	Michael Massey, 5/24/2022 @ Midland
SCORED 4 RUNS IN ONE GAME	Maikel Garcia, 4/8/2022 @ Springfield
SCORED 3 RUNS IN ONE GAME	Nick Loftin, 5/31/2022 vs. Corpus Christi
WALKED 4 TIMES IN ONE GAME	Travis Jones, 4/29/2021 @ Springfield
WALKED 3 TIMES IN ONE GAME	John Rave, 5/17/2022 @ Arkansas
STOLE 4 BASES IN ONE GAME	Nick Heath, 5/20/2019 @ Arkansas
STOLE 3 BASES IN ONE GAME	Brewer Hicklen, 8/12/2021 vs. Frisco
STOLE 2 BASES IN ONE GAME	Tucker Bradley, 5/21/2022 @ Arkansas
STRUCK OUT 5 TIMES IN ONE GAME	Dairon Blanco, 5/12/2021 vs. Tulsa
STRUCK OUT 4 TIMES IN ONE GAME	Maikel Garcia, 5/31/2022 vs. Corpus Christi
STRUCK OUT 3 TIMES IN ONE GAME	Ryan Grotjohn, 5/31/2022 vs. Corpus Christi
REACHED BASE 6 TIMES IN ONE GAME	Travis Jones, 6/29/2021 @ Springfield
REACHED BASE 5 TIMES IN ONE GAME	Nate Eaton, 4/23/2022 @ Frisco
REACHED BASE 4 TIMES IN ONE GAME	Michael Massey, 5/31/2022 vs. Corpus Christi
REACHED BASE IN EVERY TRIP TO THE PLATE (6 PA)	Johnny Givortella, 7/22/2010 @ Arkansas
REACHED BASE IN EVERY TRIP TO THE PLATE (5 PA)	Nate Eaton, 4/23/2022 @ Frisco
REACHED BASE IN EVERY TRIP TO THE PLATE (4 PA)	Tucker Bradley, 5/21/2022 @ Arkansas
REACHED 2 TIMES IN THE SAME INNING	Brihet Bewley, 2nd Inning, 5/27/2022 @ Midland-
HAD 2 HITS IN THE SAME INNING	Sebastian Rivero & Nate Eaton, 4th Inning, 4/27/2022 vs. Amarillo
SAW 16 PITCHES IN A SINGLE PLATE APPEARANCE	Donnie Dewees, 4/7/2017 vs. San Antonio
SAW 15 PITCHES IN A SINGLE PLATE APPEARANCE	Dennicher Carrasco, 7/18/2021 vs. Arkansas
SAW 14 PITCHES IN A SINGLE PLATE APPEARANCE	Jordan George, 8/27/2019 vs. Midland
SAW 10+ PITCHES IN A SINGLE PLATE APPEARANCE	Robbie Glendinning, 5/18/2022 @ Arkansas (11)
HIT HOME RUNS IN BOTH GAMES OF A DOUBLEHEADER	Jimmy Govern, 8/14/2021 vs. Frisco
HIT HOME RUNS IN BACK-TO-BACK GAMES	Michael Massey, 4/30 and 5/1 vs. Amarillo
HIT HOME RUNS IN 3 STRAIGHT GAMES	Michael Massey, 4/22 to 4/24/2022 @ Frisco
HIT HOME RUNS IN 4 STRAIGHT GAMES	Wil Myers, 5/5 to 5/8/2012 vs. Tulsa
HIT HOME RUNS IN 5 STRAIGHT GAMES	Clint Robinson, 8/7 to 8/12/2010 vs. Arkansas, @ Frisco
HAD 2+ HITS IN 8 STRAIGHT GAMES	Kurt Mertins, May 25 to June 6, 2009
HAD 2+ HITS IN 7 STRAIGHT GAMES	Jeff Bianchi, July 20 to July 27, 2009
HAD 2+ HITS IN 6 STRAIGHT GAMES	Anderson Miller, May 14 to May 19, 2019
HAD 2+ HITS IN 5 STRAIGHT GAMES	Michael Massey, May 23 to May 28, 2022
HAD A 20+ GAME HITTING STREAK	Clint Robinson, 21 Games: June 15 - July 12, 2010
HAD A 18+ GAME HITTING STREAK	Jordan Parraz, 19 Games: May 27 - June 15, 2009
HAD A 16+ GAME HITTING STREAK	Jacksson Flores, 17 Games: June 15 - July 6, 2018
HAD A 14+ GAME HITTING STREAK	Maikel Garcia, 14 Games: April 27 - May 12, 2022
HAD A 12+ GAME HITTING STREAK	Maikel Garcia, 14 Games: April 27 - May 12, 2022
HAD A 30+ GAME REACHED BASE STREAK	Jacksson Flores, 34 Games: May 29 - July 7, 2018
HAD A 25+ GAME REACHED BASE STREAK	Vinnie Pasquantino, 25 Games: August 5 - September 3, 2021
HAD A 20+ GAME REACHED BASE STREAK	Freddy Fermin, 23 Games: July 2, 2021 to August 4, 2021

## THE LAST TIME A NATURALS PITCHER...

THREW A 1-HITTER (9 Innings)	N/A
THREW A 1-HITTER (7 Innings)	N/A
THREW A 2-HITTER (9 Innings)	N/A
THREW A 2-HITTER (7 Innings)	Drew Parrish, 8/27/2021 vs. Springfield (Game 2)
THREW A 9-INNING COMPLETE GAME SHUTOUT	Corey Ray, 6/8/2017 vs. Springfield
THREW A 7-INNING COMPLETE GAME SHUTOUT	Drew Parrish, 8/27/2021 vs. Springfield
THREW A 5-INNING COMPLETE GAME SHUTOUT	Danny Duffy, 9/2/2010 vs. Arkansas
THREW A 9-INNING COMPLETE GAME	Scott Blewett, 8/10/2018 vs. Frisco
THREW AN 8-INNING COMPLETE GAME	Ofreidy Gomez, 8/2/2019 @ Tulsa
THREW A 7-INNING COMPLETE GAME	Drew Parrish, 8/27/2021 vs. Springfield
THREW A 6-INNING COMPLETE GAME	Sugar Ray Marimon, 5/26/2013 @ San Antonio
STRUCK OUT 13 IN A GAME	Danny Duffy, July 17, 2013 @ Tulsa
STRUCK OUT 12 IN A GAME	Josh Staumont, 9/4/2016 vs. Arkansas
STRUCK OUT 11 IN A GAME	Alec Marsh, 5/14/2021 vs. Tulsa
STRUCK OUT 10 IN A GAME	Alec Marsh, 5/25/2022 @ Midland
WALKED 8 IN A GAME	Noel Arguelles, 5/12/2013 @ Springfield
WALKED 7 IN A GAME	Jason Adam, 7/5/2013 @ Midland
WALKED 6 IN A GAME	Marcelo Martinez, 5/10/2022 vs. Wichita
WALKED 5 IN A GAME	Holden Capps, 5/27/2022 @ Midland
ALLOWED 4 HOME RUNS IN A GAME	Franco Terrero, 4/22/2018 @ Tulsa
ALLOWED 3 HOME RUNS IN A GAME	Anthony Veneziano, 5/28/2022 @ Midland
ALLOWED 2 HOME RUNS IN A GAME	Drew Parrish, 6/1/2022 vs. Corpus Christi
THREW 110+ PITCHES IN A GAME	Andy Ferguson, 8/9/2014 vs. San Antonio (116)
THREW 100+ PITCHES IN A GAME	Drew Parrish, 5/20/2022 @ Arkansas (100)
THREW 95+ PITCHES IN A GAME	Drew Parrish, 6/1/2022 vs. Corpus Christi (99)
THREW 90+ PITCHES IN A GAME	Drew Parrish, 6/1/2022 vs. Corpus Christi (99)
WON HIS NATURALS DEBUT	Walter Pennington, 4/23/2022 @ Frisco
THREW AN IMMACULATE INNING	Grant Gavin, 6th Inning 5/20/2019 @ Arkansas