

# OMAHA STORM CHASERS GAME NOTES

## vs. LOUISVILLE BATS

RHP Aaron Sanchez (0-4, 8.34 ERA) vs. RHP Darren McCaughan (3-1, 7.56 ERA)

Sunday, May 3, 2026 | 2:05 p.m. CT First Pitch

Werner Park | Papillion, Nebraska

Game #32 | Home Game #18 | 1st Half Game #32

Radio: News Talk 1290 KOIL | Video: Bally Sports Live, MiLB TV

14 - 17



19 - 13



Triple-A Affiliate of the Kansas City Royals | 12356 Ballpark Way, Papillion, Nebraska 68046 | (402) 738-5100 | omahastormchasers.com | @OMASStormChasers

### UPCOMING SCHEDULE & PROBABLE PITCHERS

| UPCOMING GAMES   | OPPONENT                         | TIME (CT)   | PROBABLE PITCHERS                       |
|------------------|----------------------------------|-------------|---|
| Monday, May 4    | OFF DAY (TRAVEL TO INDIANAPOLIS) |             |   |
| Tuesday, May 5   | @ Indianapolis                   | 5:35 PM CT  | RHP Stephen Kolek (0-1, 2.76 ERA) @ TBD |
| Wednesday, May 6 | @ Indianapolis                   | 12:35 PM CT | LHP Ryan Ramsey (1-3, 5.61 ERA) @ TBD   |
| Thursday, May 7  | @ Indianapolis                   | 10:05 AM CT | TBD @ TBD                               |

### THE MATCHUP

(NUMBER IN PARENTHESES = INTERNATIONAL LEAGUE RANKING)  
(**BOLD** = TRIPLE-A LEADER) (ITALICS = TRIPLE-A WORST) (UNDERLINE = MiLB LEADER)

|             |              |            |              |               |             |
|-------------|--------------|------------|--------------|---------------|-------------|
| .233 (15TH) | <b>AVG</b> > | .289 (1ST) | 5.13 (14TH)  | <b>ERA</b> >  | 4.84 (11TH) |
| 131 (20TH)  | <b>R</b> >   | 194 (2ND)  | 1.59 (17TH)  | <b>WHIP</b> > | 1.44 (6TH)  |
| 229 (17TH)  | <b>H</b> >   | 322 (1ST)  | .260 (18TH)  | <b>AVG</b> >  | .256 (15TH) |
| 25 (18TH)   | <b>HR</b> >  | 45 (4TH)   | 261.1 (17TH) | <b>IP</b> >   | 282.2 (3RD) |
| 117 (19TH)  | <b>BB</b> >  | 151 (6TH)  | 258 (10TH)   | <b>H</b>      | 280 (18TH)  |
| 284 (11TH)  | <b>K</b> >   | 275 (7TH)  | 161 (10TH)   | <b>R</b>      | 167 (14TH)  |
| 39 (12TH)   | <b>SB</b> -  | 39 (12TH)  | 33 (10TH)    | <b>HR</b>     | 37 (15TH)   |
| .320 (19TH) | <b>OBP</b> > | .379 (1ST) | 157 (18TH)   | <b>BB</b> >   | 127 (4TH)   |
| .372 (16TH) | <b>SLG</b> > | .483 (1ST) | 258 (20TH)   | <b>K</b> >    | 307 (6TH)   |
| .692 (18TH) | <b>OPS</b> > | .862 (1ST) | 1 (12TH)     | <b>SHO</b> >  | 2 (7TH)     |

### YESTERDAY'S GAME

|                   | 1 | 2 | 3 | 4 | 5 | 6 | 7 | 8 | 9 | R | H  | E | LO |
|-------------------|---|---|---|---|---|---|---|---|---|---|----|---|----|
| <b>Louisville</b> | 1 | 0 | 1 | 0 | 1 | 1 | 0 | 0 | 0 | 4 | 10 | 0 | 7  |
| <b>Omaha</b>      | 1 | 0 | 0 | 0 | 4 | 0 | 0 | 3 | x | 8 | 13 | 0 | 6  |

WIN: Beck Way (5-1) | LOSS: Sam Benschoter (2-1) | SAVE: None

### NOTES AND NUGGETS

#### GOOD TIMES, BAD TIMES

Thursday, the Storm Chasers snapped a season-long 7-game losing streak and won their first game of the season against Louisville and have won 2 of their last 3 games since.

After suffering a season-opening weekend sweep in Louisville and starting the season 0-4, the Storm Chasers won 3 straight series against Buffalo, Iowa and Indianapolis ... Omaha won 12 of 17 games between April 1 and 21, before dropping the subsequent 7, April 22 to 29.

Thursday's win gave Omaha a winning month of April, with a 13-12 record on the month ... last year, Omaha had one winning month, going 15-11 in August ... Omaha last finished above .500 in April in 2024, when the team went 12-9.

#### CATCH ME IF YOU CAN

Stealing bases has been one of the strongest areas for the Storm Chasers this season, led by one of the league's best baserunners.

Omaha's 84.8% stolen base rate (39-for-46) ranks 1st in the International League, 2nd at the Triple-A level (1st: Sacramento, 85.0%) and is tied 15th among the 120 full-season Minor League teams.

John Rave leads Omaha and is tied 8th in the International League in steals (10), while Gavin Cross has 7 steals and Kameron Misner has swiped 6 bags ... Cross and Misner are 2 of 4 Storm Chasers who have stolen multiple bases without being caught.

#### CAUGHT CLEAN-HANDED

The Storm Chasers are tied for the 7th-best fielding percentage in the International League with a .980 mark (1st: Louisville, .987), committing just 22 errors in 31 games.

The clean play extends throughout the roster - of Omaha's 14 qualified fielders (min. 60.0 inn.), 6 have a perfect 1.000 fielding percentage, led by Kevin Newman in the infield (183.0 innings) and Kameron Misner in the outfield (225.1 innings).

Omaha's 35 double plays turned are the most of any Minor League team ... 4 Storm Chasers infielders have participated in 10 or more double plays, led by Abraham Toro's 23, the 3rd-most of any Minor League player.

#### PITCH, PLEASE

A constant in 2026 has been Omaha's ability to go deep in plate appearances.

The Storm Chasers are seeing 4.065 pitches per plate appearance, 3rd-most in the International League and 6th at the Triple-A level.

Among 338 Triple-A players with 50+ plate appearances this year, Kameron Misner ranks 3rd in pitches seen/PA (4.579) while John Rave ranks 9th (4.457).

#### CHALLENGING THE SYSTEM

The Omaha Storm Chasers have seen success at converting ABS challenges in 2026.

Omaha's 58% win rate on challenges ranks tied 6th at the Triple-A level ... 45 successful challenges rank as the 7th-most in Triple-A ... the Chasers are 3-for-11 in challenges over their last 9 games, after averaging 3.05 challenges/game over the first 22 games of the year.

Omaha's pitchers and catchers have challenged at a 2.9% rate (tied 6th-most frequent in Triple-A), with 7 strikeout flips and 5 walk flips tied 4th and 6th-most in Triple-A respectively ... the defense has won 29 of 48 challenges, a 60% success rate (12th-highest in Triple-A).

At the plate, Omaha hitters have converted 16 of 30 challenges (53%, tied 7th in Triple-A) ... 8 strikeout flips from the hitters are tied for 3rd-most in Triple-A.

This week, the best challenging team in Triple-A comes to Werner Park ... Louisville's 66% success rate (57-for-86) is the best at the level, with a 64% success rate (29-for-45) from the hitters tied 1st in Triple-A and 68% success rate (28-for-41) from the fielders that is 4th in Triple-A.

#### COMEBACK KINGS

Thursday's walk-off win was Omaha's first walk-off victory of the season and the team's first big comeback victory of the year, adding another comeback last night.

Prior to Thursday, the Chasers had not won a game when trailing at any point after the 3rd inning ... in that game, Omaha trailed for 6 1/2 innings and had to overcome 3 separate deficits, although never greater than a 2-run deficit.

Yesterday was the 6th game the Storm Chasers had won when losing at any point, with Omaha overcoming two separate deficits and trailing for 3.0 innings total before coming back to win the game.

Thursday was the 82nd walk-off in the 15-season history of Werner Park ... it was Omaha's 4th walk-off winner against Louisville, with 3 of the 4 coming in April games ... it was Drew Waters' first walk-off hit as a Storm Chaser.

### AT A GLANCE

#### STREAKS

|                          |    |
|--------------------------|----|
| Current Streak.....      | W1 |
| Longest Win Streak.....  | W3 |
| Longest Loss Streak..... | L7 |

#### RECENT

|                    |      |
|--------------------|------|
| Last 5 Games.....  | 2-3  |
| Last 10 Games..... | 2-8  |
| Last 20 Games..... | 9-11 |

#### SPLIT SEASON

|               |       |
|---------------|-------|
| 1st Half..... | 14-17 |
| 2nd Half..... | 0-0   |

#### HOME/AWAY

|                 |      |
|-----------------|------|
| Home Games..... | 10-7 |
| Away Games..... | 4-10 |

#### TOTAL HOME ROAD

|                     |    |    |    |
|---------------------|----|----|----|
| Longest Win Streak  | W3 | W4 | W2 |
| Longest Loss Streak | L7 | L2 | L5 |

|                             |     |     |     |
|-----------------------------|-----|-----|-----|
| Night Games (5 PM OR LATER) | 8-8 | 4-4 | 4-4 |
| Day Games (BEFORE 5 PM)     | 6-9 | 6-3 | 0-6 |

|           |       |     |     |
|-----------|-------|-----|-----|
| March     | 0-4   | 0-1 | 0-3 |
| April     | 13-12 | 9-5 | 4-7 |
| May       | 1-1   | 1-1 | 0-0 |
| June      | 0-0   | 0-0 | 0-0 |
| July      | 0-0   | 0-0 | 0-0 |
| August    | 0-0   | 0-0 | 0-0 |
| September | 0-0   | 0-0 | 0-0 |

|                       |            |            |            |
|-----------------------|------------|------------|------------|
| vs. Buffalo           | 4-2        | 4-2        | ---        |
| vs. Columbus          | 0-0        | 0-0        | 0-0        |
| vs. Indianapolis      | 4-2        | 4-2        | 0-0        |
| vs. Iowa              | 3-2        | 0-0        | 3-2        |
| vs. Memphis           | 0-0        | 0-0        | ---        |
| vs. Las Vegas         | 0-0        | 0-0        | ---        |
| vs. Lehigh Valley     | 0-0        | 0-0        | ---        |
| <b>vs. Louisville</b> | <b>2-6</b> | <b>2-3</b> | <b>0-3</b> |
| vs. Rochester         | 0-0        | 0-0        | ---        |
| vs. Salt Lake         | 0-0        | ---        | 0-0        |
| vs. St. Paul          | 0-0        | 0-0        | 0-0        |
| vs. Toledo            | 1-5        | 0-0        | 1-5        |

|                  |            |            |            |
|------------------|------------|------------|------------|
| on Tuesday       | 3-2        | 1-2        | 2-0        |
| on Wednesday     | 2-3        | 2-1        | 0-2        |
| on Thursday      | 2-2        | 2-1        | 0-1        |
| on Friday        | 3-3        | 1-1        | 2-2        |
| on Saturday      | 2-5        | 2-2        | 0-3        |
| <b>on Sunday</b> | <b>2-2</b> | <b>2-0</b> | <b>0-2</b> |

### OMAHA vs. LOUISVILLE

|  |                |
|--|----------------|
| All-Time vs. Louisville.....                     | 170-178 (.489) |
| All-Time in International League (Since 2021)... | 39-47 (.453)   |
| All-Time in Papillion (Since 2021).....          | 27-26 (.509)   |
| All-Time in Louisville (Since 2021).....         | 12-21 (.364)   |
| 2026 vs. Louisville.....                         | 2-6 (.250)     |
| in Papillion.....                                | 2-3 (.400)     |
| in Louisville.....                               | 0-3 (.000)     |

| DATE    | SITE | RESULT      | WIN          | LOSS          | SAVE          |
|---------|------|-------------|--------------|---------------|---------------|
| 3/27/26 | LOU  | L, 2-1      | T. Kuncel    | R. Bergert    | Z. Maxwell    |
| 3/28/26 | LOU  | L, 6-5 (10) | T. Antone    | B. Johnson    | -             |
| 3/29/26 | LOU  | L, 10-4     | D. McCaughan | A. Sanchez    | -             |
| 4/28/26 | OMA  | L, 5-1      | D. McCaughan | A. Sanchez    | -             |
| 4/29/26 | OMA  | L, 5-1      | J. Garcia    | S. Kolek      | -             |
| 4/30/26 | OMA  | W, 8-7      | S. Cruz      | T. Kuncel     | -             |
| 5/1/26  | OMA  | L, 9-5      | D. Daniel    | M. Spence     | S. Benschoter |
| 5/2/26  | OMA  | W, 8-4      | B. Way       | S. Benschoter | -             |
| 5/3/26  | OMA  | 2:05 PM CT  |              |               |               |
| 7/7/26  | LOU  | 5:35 PM CT  |              |               |               |
| 7/8/26  | LOU  | 5:35 PM CT  |              |               |               |
| 7/9/26  | LOU  | 5:35 PM CT  |              |               |               |
| 7/10/26 | LOU  | 6:15 PM CT  |              |               |               |
| 7/11/26 | LOU  | 6:15 PM CT  |              |               |               |
| 7/12/26 | LOU  | 12:05 PM CT |              |               |               |

### RAISING ROYALTY

2 Omaha players appear on a Top-30 Royals prospects ranking

| PLAYER (POSITION)   | MLB Pipeline  | Baseball America |
|---------------------|---------------|------------------|
| Shane Panzini (RHP) | Royals No. 20 | Royals No. 28    |
| Gavin Cross (OF)    | Royals No. 26 | Royals No. 19    |

### REDS ON THE RISE

4 Louisville players appear on a Top-30 Reds prospects ranking

| PLAYER (POSITION)     | MLB Pipeline | Baseball America |
|-----------------------|--------------|------------------|
| Héctor Rodríguez (OF) | Reds No. 4   | Reds No. 9       |
| Edwin Arroyo (SS)     | Reds No. 6   | Reds No. 7       |
| Chase Petty (RHP)     | Reds No. 7   | Reds No. 6       |
| Trevor Kuncel (RHP)   | -            | Reds No. 29      |

### NEBRASKA & IL POPULATIONS

| NEBRASKA TOWN/VILLAGE                      | INTERNATIONAL LEAGUE CITY       | POP. DIFF.     |
|--|---------------------------------|----------------|
| Norfolk, NE - 26,147 (NOR-FOR)             | Norfolk, VA - 230,930           | 204,783        |
| Columbus, NE - 24,464                      | Columbus, OH - 913,175          | 888,711        |
| St. Paul, NE - 2,427                       | St. Paul, MN - 303,820          | 301,393        |
| Syracuse, NE - 1,974                       | Syracuse, NY - 145,560          | 143,586        |
| <b>Louisville, NE - 1,408 (LOO-IS-VIL)</b> | <b>Louisville, KY - 622,981</b> | <b>621,573</b> |
| Memphis, NE - 110                          | Memphis, TN - 618,639           | 618,529        |

AARON SANCHEZ'S SPLITS

| SPLIT     | 2026 |    |    |    |    |    |    |       |     |  | CAREER |     |     |     |     |     |    |       |      |  |
|-----------|------|----|----|----|----|----|----|-------|-----|--|--------|-----|-----|-----|-----|-----|----|-------|------|--|
|           | IP   | H  | R  | ER | K  | BB | HR | ERA   | P   |  | IP     | H   | R   | ER  | K   | BB  | HR | ERA   | P    |  |
| Home      | 11.0 | 13 | 7  | 7  | 8  | 9  | 1  | 5.73  | 220 |  | 332.1  | 305 | 210 | 178 | 287 | 192 | 30 | 4.82  | 4467 |  |
| Away      | 11.2 | 14 | 15 | 14 | 10 | 7  | 5  | 10.80 | 220 |  | 292.1  | 286 | 171 | 146 | 248 | 157 | 34 | 4.49  | 4163 |  |
| Day       | 10.0 | 14 | 12 | 12 | 7  | 8  | 2  | 10.80 | 205 |  | 146.1  | 130 | 86  | 68  | 125 | 88  | 12 | 4.18  | 2138 |  |
| Night     | 12.2 | 13 | 10 | 9  | 11 | 8  | 4  | 6.39  | 235 |  | 478.1  | 461 | 295 | 256 | 410 | 261 | 52 | 4.82  | 6492 |  |
| vs Left   | 7.1  | 8  | -  | -  | 3  | 11 | 1  | -     | 180 |  | 275.1  | 233 | -   | -   | 247 | 195 | 26 | -     | 4097 |  |
| vs Right  | 15.0 | 19 | -  | -  | 15 | 5  | 5  | -     | 261 |  | 345.2  | 358 | -   | -   | 288 | 152 | 38 | -     | 4546 |  |
| March     | 3.0  | 4  | 7  | 7  | 1  | 4  | 1  | 21.00 | 68  |  | 3.0    | 4   | 7   | 7   | 1   | 4   | 1  | 21.00 | 68   |  |
| April     | 19.2 | 23 | 15 | 14 | 17 | 12 | 5  | 6.41  | 372 |  | 127.2  | 103 | 46  | 42  | 115 | 65  | 9  | 2.96  | 1766 |  |
| May       | -    | -  | -  | -  | -  | -  | -  | -     | -   |  | 98.2   | 80  | 65  | 55  | 76  | 62  | 6  | 5.02  | 1383 |  |
| June      | -    | -  | -  | -  | -  | -  | -  | -     | -   |  | 128.1  | 136 | 103 | 94  | 109 | 89  | 21 | 6.59  | 2094 |  |
| July      | -    | -  | -  | -  | -  | -  | -  | -     | -   |  | 165.1  | 168 | 110 | 88  | 139 | 71  | 22 | 4.79  | 2077 |  |
| August    | -    | -  | -  | -  | -  | -  | -  | -     | -   |  | 101.2  | 100 | 50  | 38  | 95  | 58  | 5  | 3.36  | 1242 |  |
| September | -    | -  | -  | -  | -  | -  | -  | -     | -   |  | -      | -   | -   | -   | -   | -   | -  | -     | -    |  |
| October   | -    | -  | -  | -  | -  | -  | -  | -     | -   |  | -      | -   | -   | -   | -   | -   | -  | -     | -    |  |

AARON SANCHEZ'S ARSENAL (2026)

| PITCH     | USAGE | MPH  | P   | K  | OPS   | AVG  | HR | STRIKE RATE | ZONE % | WHIFF RATE |
|-----------|-------|------|-----|----|-------|------|----|-------------|--------|------------|
| Curveball | 31%   | 77.7 | 138 | 11 | .808  | .200 | 2  | 59%         | 31%    | 44%        |
| 4-seam FB | 30%   | 90.7 | 134 | 2  | .904  | .267 | 2  | 64%         | 56%    | 9%         |
| Changeup  | 16%   | 86.7 | 71  | 3  | .625  | .167 | 0  | 51%         | 34%    | 21%        |
| Sinker    | 14%   | 90.5 | 62  | 2  | 1.382 | .412 | 2  | 63%         | 53%    | 4%         |
| Cutter    | 6%    | 87.3 | 27  | 0  | 1.524 | .571 | 0  | 63%         | 52%    | 15%        |
| Slider    | 2%    | 84.2 | 8   | 0  | 1.750 | .667 | 0  | 75%         | 63%    | 0%         |

LAST TIME OUT: TUESDAY, APRIL 28 vs. LOUISVILLE

| PITCH     | USAGE | MPH  | P  | K | OPS   | AVG  | HR | STRIKE RATE | ZONE % | WHIFF RATE |
|-----------|-------|------|----|---|-------|------|----|-------------|--------|------------|
| Curveball | 25%   | 75.6 | 18 | 3 | .000  | .000 | 0  | 61%         | 17%    | 50%        |
| 4-seam FB | 29%   | 89.3 | 21 | 1 | .833  | .333 | 0  | 57%         | 48%    | 0%         |
| Changeup  | 22%   | 86.4 | 16 | 0 | .000  | .000 | 0  | 50%         | 44%    | 17%        |
| Sinker    | 6%    | 89.9 | 4  | 0 | 1.667 | .667 | 0  | 75%         | 50%    | 0%         |
| Cutter    | 11%   | 86.2 | 8  | 0 | .000  | .000 | 0  | 75%         | 75%    | 0%         |
| Slider    | 7%    | 83.9 | 5  | 0 | 1.167 | .500 | 0  | 60%         | 40%    | 0%         |

ARSENAL vs. RIGHT, 2026

| PITCH     | USAGE | MPH  | P   | K  | OPS   | AVG  | HR | STRIKE RATE | ZONE % | WHIFF RATE |
|-----------|-------|------|-----|----|-------|------|----|-------------|--------|------------|
| Curveball | 39%   | 78.0 | 102 | 10 | .818  | .211 | 2  | 63%         | 34%    | 45%        |
| 4-seam FB | 26%   | 90.6 | 68  | 1  | .800  | .267 | 1  | 71%         | 59%    | 11%        |
| Changeup  | 9%    | 87.0 | 24  | 2  | .619  | .167 | 0  | 75%         | 46%    | 14%        |
| Sinker    | 19%   | 90.5 | 50  | 2  | 1.533 | .462 | 2  | 64%         | 54%    | 6%         |
| Cutter    | 4%    | 86.0 | 11  | 0  | 2.000 | .750 | 0  | 73%         | 55%    | 17%        |
| Slider    | 2%    | 84.0 | 6   | 0  | 1.167 | .500 | 0  | 67%         | 50%    | 0%         |

ARSENAL vs. LEFT, 2026

| PITCH        | USAGE | MPH  | P  | K | OPS   | AVG   | HR | STRIKE RATE | ZONE % | WHIFF RATE |
|--------------|-------|------|----|---|-------|-------|----|-------------|--------|------------|
| Curveball    | 20%   | 76.7 | 36 | 1 | .500  | .000  | 0  | 47%         | 22%    | 38%        |
| Four-seam FB | 37%   | 90.9 | 66 | 1 | .983  | .267  | 1  | 58%         | 53%    | 8%         |
| Changeup     | 26%   | 86.6 | 47 | 1 | .611  | .167  | 0  | 38%         | 28%    | 29%        |
| Sinker       | 7%    | 90.5 | 12 | 0 | .900  | .250  | 0  | 58%         | 50%    | 0%         |
| Cutter       | 9%    | 88.2 | 16 | 0 | .933  | .333  | 0  | 56%         | 50%    | 14%        |
| Slider       | 1%    | 84.8 | 2  | 0 | 3.000 | 1.000 | 0  | 100%        | 100%   | 0%         |

BATS HITTERS vs AARON SANCHEZ (CAREER)

| PLAYER           | G | AB | H | HR | RBI | 2B | 3B | SO | BB | IBB | AVG   | OBP   | SLG   |
|------------------|---|----|---|----|-----|----|----|----|----|-----|-------|-------|-------|
| Edwin Arroyo     | 2 | 3  | 1 | 0  | 1   | 1  | 0  | 0  | 1  | 0   | .333  | .500  | .667  |
| Will Banfield    | 2 | 4  | 2 | 1  | 2   | 1  | 0  | 1  | 0  | 0   | .500  | .500  | 1.500 |
| Michael Chavis   | 5 | 11 | 3 | 0  | 2   | 1  | 0  | 3  | 0  | 0   | .273  | .385  | .364  |
| Blake Dunn       | 2 | 5  | 2 | 0  | 1   | 0  | 0  | 0  | 0  | 0   | .400  | .500  | .400  |
| Garrett Hampson  | 5 | 10 | 3 | 1  | 3   | 0  | 0  | 2  | 1  | 1   | .300  | .364  | .600  |
| Ivan Johnson     | 1 | 2  | 1 | 0  | 0   | 0  | 0  | 0  | 0  | 0   | .500  | .500  | .500  |
| Noelvi Marte     | 1 | 1  | 1 | 0  | 0   | 0  | 0  | 0  | 1  | 0   | 1.000 | 1.000 | 1.000 |
| Héctor Rodríguez | 2 | 2  | 0 | 0  | 0   | 0  | 0  | 1  | 1  | 0   | .000  | .500  | .000  |
| Michael Toglia   | 1 | 2  | 0 | 0  | 0   | 0  | 0  | 0  | 0  | 0   | .000  | .000  | .000  |

LEAGUE CHAMPIONS

CAREER PITCHING

+ REHAB ASSIGNMENT

| SEASON | TEAM                            | ORG | W  | L  | ERA   | G  | GS | CG | SHO | SV | SVO | IP    | H   | R  | ER | HR | HB | BB | IBB | SO  | WHIP | AVG  | AB  | WP | BK | GIDP | TBF | NP-S        |
|--------|---------------------------------|-----|----|----|-------|----|----|----|-----|----|-----|-------|-----|----|----|----|----|----|-----|-----|------|------|-----|----|----|------|-----|-------------|
| 2010   | GCL Blue Jays (R)               | TOR | 0  | 2  | 1.42  | 8  | 8  | 0  | 0   | 0  | 0   | 19.0  | 19  | 10 | 3  | 1  | 4  | 12 | 0   | 28  | 1.63 | .271 | 70  | 3  | 0  | 2    | 88  | 186 - 130   |
|        | Auburn Doubledays (A-)          | TOR | 0  | 1  | 4.50  | 2  | 2  | 0  | 0   | 0  | 0   | 6.0   | 4   | 5  | 3  | 0  | 0  | 5  | 0   | 9   | 1.50 | .182 | 22  | 1  | 0  | 1    | 29  | 63 - 42     |
| 2011   | Bluefield Blue Jays (R)         | TOR | 3  | 2  | 5.48  | 11 | 6  | 0  | 0   | 1  | 1   | 42.2  | 45  | 27 | 26 | 4  | 1  | 18 | 0   | 43  | 1.48 | .269 | 167 | 2  | 0  | 2    | 190 | 344 - 260   |
|        | Vancouver Canadians (A-)        | TOR | 0  | 1  | 4.63  | 3  | 3  | 0  | 0   | 0  | 0   | 11.2  | 8   | 6  | 6  | 0  | 1  | 8  | 0   | 13  | 1.37 | .195 | 41  | 1  | 0  | 1    | 51  | 102 - 68    |
| 2012   | Lansing Lugnuts (A)             | TOR | 8  | 5  | 2.49  | 25 | 18 | 0  | 0   | 0  | 0   | 90.1  | 64  | 33 | 25 | 3  | 7  | 51 | 0   | 97  | 1.27 | .204 | 313 | 6  | 2  | 10   | 377 | 746 - 520   |
| 2013   | Dunedin Blue Jays (A+)          | TOR | 4  | 5  | 3.34  | 22 | 20 | 0  | 0   | 0  | 0   | 86.1  | 63  | 40 | 32 | 4  | 5  | 40 | 0   | 75  | 1.19 | .202 | 312 | 4  | 1  | 6    | 360 | 663 - 476   |
| 2014   | New Hampshire Fisher Cats (AA)  | TOR | 3  | 4  | 3.82  | 14 | 14 | 0  | 0   | 0  | 0   | 66.0  | 52  | 34 | 28 | 2  | 7  | 40 | 1   | 57  | 1.39 | .222 | 234 | 2  | 1  | 8    | 285 | 1090 - 622  |
|        | Buffalo Bisons (AAA)            | TOR | 0  | 3  | 4.19  | 8  | 6  | 0  | 0   | 0  | 0   | 34.1  | 36  | 20 | 16 | 4  | 1  | 17 | 1   | 27  | 1.54 | .281 | 128 | 2  | 1  | 5    | 150 | 550 - 329   |
|        | TORONTO BLUE JAYS               | TOR | 2  | 2  | 1.09  | 24 | 0  | 0  | 0   | 3  | 3   | 33.0  | 14  | 5  | 4  | 1  | 1  | 9  | 0   | 27  | 0.70 | .128 | 109 | 1  | 0  | 2    | 121 | 465 - 285   |
| 2015   | GCL Blue Jays (R) +             | TOR | 0  | 0  | 9.00  | 1  | 1  | 0  | 0   | 0  | 0   | 2.0   | 3   | 2  | 2  | 0  | 0  | 1  | 0   | 1   | 2.00 | .375 | 8   | 0  | 0  | 0    | 10  | 16 - 11     |
|        | Dunedin Blue Jays (A+) +        | TOR | 0  | 0  | 3.38  | 1  | 1  | 0  | 0   | 0  | 0   | 2.2   | 3   | 1  | 1  | 0  | 0  | 2  | 0   | 2   | 1.88 | .300 | 10  | 0  | 0  | 0    | 12  | 23 - 14     |
|        | Buffalo Bisons (AAA) +          | TOR | 0  | 1  | 3.60  | 3  | 1  | 0  | 0   | 0  | 0   | 5.0   | 6   | 4  | 2  | 0  | 1  | 5  | 0   | 4   | 2.20 | .316 | 19  | 0  | 0  | 1    | 25  | 101 - 49    |
|        | TORONTO BLUE JAYS               | TOR | 7  | 6  | 3.22  | 41 | 11 | 0  | 0   | 0  | 1   | 92.1  | 74  | 35 | 33 | 9  | 3  | 44 | 2   | 61  | 1.17 | .224 | 330 | 8  | 0  | 15   | 380 | 1449 - 859  |
| 2016   | TORONTO BLUE JAYS               | TOR | 15 | 2  | 3.00  | 30 | 30 | 0  | 0   | 0  | 0   | 192.0 | 161 | 69 | 64 | 15 | 5  | 63 | 0   | 161 | 1.17 | .224 | 719 | 5  | 0  | 14   | 790 | 2919 - 1828 |
| 2017   | Dunedin Blue Jays (A+) +        | TOR | 0  | 0  | 7.36  | 1  | 1  | 0  | 0   | 0  | 0   | 3.2   | 6   | 3  | 3  | 0  | 0  | 2  | 0   | 3   | 2.18 | .400 | 15  | 1  | 0  | 0    | 18  | 64 - 36     |
|        | Buffalo Bisons (AAA) +          | TOR | 0  | 1  | 8.31  | 1  | 1  | 0  | 0   | 0  | 0   | 4.1   | 5   | 4  | 4  | 0  | 0  | 3  | 0   | 4   | 1.85 | .333 | 15  | 1  | 0  | 3    | 18  | 76 - 40     |
|        | TORONTO BLUE JAYS               | TOR | 1  | 3  | 4.25  | 8  | 8  | 0  | 0   | 0  | 0   | 36.0  | 42  | 24 | 17 | 6  | 1  | 20 | 0   | 24  | 1.72 | .288 | 146 | 1  | 0  | 5    | 167 | 613 - 361   |
| 2018   | GCL Blue Jays (R) +             | TOR | 0  | 0  | 12.00 | 1  | 1  | 0  | 0   | 0  | 0   | 3.0   | 5   | 4  | 4  | 0  | 0  | 2  | 0   | 4   | 2.33 | .357 | 14  | 1  | 0  | 0    | 16  | 31 - 22     |
|        | Dunedin Blue Jays (A+) +        | TOR | 0  | 0  | 2.45  | 1  | 1  | 0  | 0   | 0  | 0   | 3.2   | 2   | 1  | 1  | 0  | 0  | 4  | 0   | 3   | 1.64 | .167 | 12  | 0  | 0  | 0    | 16  | 74 - 35     |
|        | New Hampshire Fisher Cats(AA) + | TOR | 0  | 1  | 6.23  | 1  | 1  | 0  | 0   | 0  | 0   | 4.1   | 6   | 4  | 3  | 0  | 1  | 4  | 0   | 4   | 2.31 | .316 | 19  | 0  | 0  | 0    | 24  | 86 - 42     |
|        | TORONTO BLUE JAYS               | TOR | 4  | 6  | 4.89  | 20 | 20 | 0  | 0   | 0  | 0   | 105.0 | 106 | 62 | 57 | 11 | 7  | 58 | 2   | 86  | 1.56 | .262 | 405 | 4  | 0  | 11   | 474 | 1794 - 1062 |
| 2019   | TORONTO BLUE JAYS               | TOR | 3  | 14 | 6.07  | 23 | 23 | 0  | 0   | 0  | 0   | 112.2 | 131 | 82 |    |    |    |    |     |     |      |      |     |    |    |      |     |             |

#41 RHP AARON SANCHEZ 6'4" / 220 LBS (0-4, 8.34 ERA)



**FULL NAME** Aaron Jacob Sanchez  
**BORN** July 1, 1992 in Barstow, California (Age 33)  
**ACQUIRED** January 26, 2026 – Signed as an Minor League Free Agent  
**DRAFTED** 2010 Draft – Round C-A (34<sup>th</sup> Overall, Toronto Blue Jays)  
**HIGH SCHOOL** Barstow High School (Barstow, California)  
**MLB DEBUT** July 23, 2014 (Toronto) 2.0 IP, 0 ER, 1 K vs. Boston  
**MLB SERVICE TIME (ENTERING 2026)** 6 Years, 113 Days  
**SEASON WITH OMAHA** 1st Season

TODAY'S START

- ✓ Aaron Sanchez is making his **7th start with the Storm Chasers** this year, also his **7th overall appearance** of the season.
- ✓ Playing his **17th professional season** this year, the Royals are his 7th MLB organization ... Sanchez has played parts of 8 Major League seasons with Toronto (2014-19), Houston (2019), San Francisco (2021), Washington (2022) and Minnesota (2022) ... he has also played parts of 7 years in Triple-A and Omaha is his 6th Triple-A team.
- ✓ Sanchez has faced Louisville five times ... while with the St. Paul Saints between 2022 and 2023, he made 4 starts at Louisville Slugger Field ... he also started in Louisville this March for Omaha, as well as this week's series opener on Tuesday.

ARSENAL

**CURVEBALL** 31% • 77.7MPH | **4-SEAM** 30% • 90.7MPH | **CHANGEUP** 16% • 86.7 MPH | **SINKER** 14% • 90.5 MPH

THE SANCH FACTOR

- ✓ **ROAD BACK TO THE SHOW:** Sanchez last appeared in the Major Leagues 1,307 days ago on October 4, 2022 with the Minnesota Twins, as he worked 1.2 innings of relief ... he has since pitched 42 games (40 starts) in the Minor Leagues, but has not pitched in the Majors the last 3 years.
- ✓ **EARLY TROUBLE:** Sanchez has largely pitched as a starter in his professional career, with 113 of 174 Major League outings coming as starts as well as 145 of 165 Minor League appearances ... his last relief appearances came with the St. Paul Saints in June and July, 2023.

LAST OUTING: TUESDAY, APRIL 28 vs. LOUISVILLE

- ✓ Opened his 6th start of the season with a pair of scoreless innings, including a 1-2-3 inning in the 1st ... surrendered 2 runs on 3 hits in the 3rd inning, including an RBI single and RBI double ... worked around a leadoff single in the 4th and a double in the 5th to finish his outing with 2 more scoreless frames, his first time finishing 5 innings this season ... did not come out for the 6th.

2026 HIGHLIGHTS

- ✓ Appeared in 5 Cactus League games (1 start) with the Royals ... pitched to a 4.50 ERA (5 ER in 10.0 IP) with 7 strikeouts ... worked 2.0 innings or more or 4 of 5 spring appearances.

CAREER NOTES

2024 & 2025

- ✓ His most recent action came for the Toros del Este in the Dominican Winter League (LIDOM) during the 2025/26 season ... after more than a full calendar year away from baseball, he returned to the mound with 8 starts and was named the LIDOM Pitcher of the Year ... between October 19 and November 30, 2025, he went 4-2 with a 1.55 ERA (8 ER in 46.1 IP) with 34 strikeouts to just 9 walks (3.8 K/BB).
- ✓ The last time Sanchez pitched in affiliated ball was in 2024, when he spent the year in the Blue Jays organization after signing as a free agent on May 6 ... he made 14 starts and posted a 7.92 ERA (54 ER in 61.1 IP) for the Buffalo Bisons (AAA), released on August 4 of that year.

MAJOR LEAGUE HIGHLIGHTS

- ✓ Most recently pitched at the Major League level in 2022, splitting the season between the Twins and Nationals ... opened the season in the Nationals organization and pitched to an 8.33 ERA (29 ER in 31.1 IP) in 7 starts before his release ... posted a 4.71 ERA (15 ER in 28.2 IP) across 8 appearances (3 starts) with the Nationals ... split the second half of the year between Triple-A and the Majors with the Twins organization.
- ✓ Pitched 9 games (7 starts) in the MLB in 2021 for the Giants and worked a 3.06 ERA (12 ER in 35.1 IP).
- ✓ Made 20 MLB appearances for the 5th time in his career in 2019, most coming with the Blue Jays before his trade to the Astros ... combined for a 5.89 ERA (86 ER in 131.1 IP) in 27 combined starts.
- ✓ Battled injuries between 2017 and 2018, limiting him to 28 starts for the Blue Jays between the two years ... managed a 4.72 ERA (74 ER in 141.0 IP).
- ✓ Named an American League All-Star in 2016 and finished 7th in AL Cy Young voting ... had an AL-leading 3.00 ERA (64 ER in 192.0 IP) and 15-2 record with 161 strikeouts to 63 walks (2.56 K/BB) across 30 starts for the Blue Jays ... also named the Blue Jays Pitcher of the Year and Most Improved Player.
- ✓ Made his MLB debut out of the bullpen July 23, 2014 ... pitched in 65 MLB games (11 starts) between 2014 and 2015 and worked a 2.66 ERA (37 ER in 125.1 IP) with a 1.13 WHIP.

MINOR LEAGUE HIGHLIGHTS

- ✓ Pitched parts of 4 seasons in the Minor Leagues before his Major League call-up in July 2014 ... made 14 starts at Double-A and appeared in 8 games (6 starts) at Triple-A in 2014 after spending all of 2013 at High-A.
- ✓ In 2012, was named a Midwest League Mid-Season All-Star for the Lansing Lugnuts (A) after working up a 2.49 ERA (25 ER in 90.1 IP) across 25 games (18 starts).
- ✓ Drafted by the Blue Jays 34th overall in 2010 out of Barstow High School and split his first two professional seasons between Rookie ball and Low-A.

CAREER ACCOLADES

- ✓ 2026 Dominican Winter League (LIDOM) Pitcher of the Year, Toros del Este
- ✓ 2016 American League All-Star, Toronto Blue Jays Pitcher of the Year & Most Improved Player
- ✓ 2013 Arizona Fall League Rising Star & Arizona Fall League All-Prospect Team
- ✓ 2012 Midwest League Midseason All-Star, Lansing (A)

MISCELLANEOUS

- ✓ He is the first MLB player from Barstow, California ... after his MLB debut and successful first season, Barstow City Council declared Oct. 20, 2014, to be "Aaron Sanchez Day".
- ✓ His stepfather, Mike Shipley, was a 4th round pick by the Angels in 1976.

SEASON & CAREER HIGHS

| 2026 SEASON  |        | CAREER           |   |
|--|--------|------------------|---|
| 4/28/26 vs. Louisville (CIN)                                     | 5.0    | INNINGS PITCHED  | 8.0 (5x) LAST: 4/10/18 @ BALTIMORE      |
| 4/22/26 @ Toledo (DET)   | 6      | HITS             | 10 (4x) LAST: 8/25/18 vs. PHILADELPHIA  |
| 3/29/26 @ Louisville (CIN)                                       | 7      | RUNS             | 8 (4x) LAST: 6/25/24 vs. Syracuse (NYM) |
| 3/29/26 @ Louisville (CIN)                                       | 7      | EARNED RUNS      | 8 (3x) LAST: 6/25/24 vs. Syracuse (NYM) |
| 4/22/26 @ Toledo (DET)   | 3      | HOME RUNS        | 4 (3x) LAST: 6/25/24 vs. Syracuse (NYM) |
| 4/16/26 vs. Indianapolis (PIT)                                   | 5      | WALKS            | 7 (2x) LAST: 7/28/24 vs. Syracuse (NYM) |
| 4/10/26, G1 @ Iowa (CHC)   | 5      | STRIKEOUTS       | 12 6/7/16 @ DETROIT                     |
| 4/22/26 @ Toledo (DET)   | 22     | BATTERS FACED    | 30 (4x) LAST: 4/10/18 @ BALTIMORE       |
| 4/16/26 vs. Indianapolis (PIT)                                   | 83     | PITCHES THROWN   | 112 8/31/16 @ BALTIMORE                 |
| 4/10/26 (1 <sup>st</sup> INN.) TO 4/10/26 (4 <sup>th</sup> INN.) | 4.0 IP | SCORELESS STREAK | 21.0 IP 9/12/11 TO 5/10/12              |

2026 RUN SUPPORT (OMAHA 1-5 IN SANCHEZ STARTS)

| RUNS SCORED | 0   | 1 | 2   | 3   | 4 | 5 | 6 | 7 | 8 | 9 | 10+ |
|-------------|-----|---|-----|-----|---|---|---|---|---|---|-----|
| GAMES       | 2   |   | 2   | 2   |   |   |   |   |   |   |     |
| SANCHEZ W-L | 0-2 |   | 0-2 | 0-0 |   |   |   |   |   |   |     |
| TEAM W-L    | 0-2 |   | 0-2 | 1-1 |   |   |   |   |   |   |     |

2026 GAME-BY-GAME

| DATE | TEAM | GS  | OPPONENT         | RESULT      | LEFT GAME              | DEC                     | IP  | H   | R | ER | HR | BB | SO | BF | NP | SP |     |     |
|------|------|-----|------------------|-------------|------------------------|-------------------------|-----|-----|---|----|----|----|----|----|----|----|-----|-----|
| 3/29 | OMA  | ✓   | @ Louisville     | L, 10-4     | Bottom 4th, losing 6-2 | L                       | 3.0 | 4   | 7 | 7  | 1  | 2  | 4  | 1  | 19 | 68 | -38 |     |
| 4/4  | G1   | OMA | ✓                | vs. Buffalo | L, 8-0 (7)             | End 2nd, losing 3-0     | L   | 2.0 | 5 | 3  | 3  | 1  | 0  | 3  | 2  | 14 | 65  | -38 |
| 4/10 | G1   | OMA | ✓                | @ Iowa      | W, 6-4 (9)             | Bottom 5th, winning 3-2 | -   | 4.2 | 4 | 2  | 2  | 1  | 0  | 1  | 5  | 17 | 71  | -44 |
| 4/16 | OMA  | ✓   | vs. Indianapolis | L, 12-5     | End 4th, winning 3-2   | -                       | 4.0 | 3   | 2 | 2  | 0  | 0  | 5  | 2  | 20 | 83 | -47 |     |
| 4/22 | OMA  | ✓   | @ Toledo         | L, 8-2      | Bottom 5th, losing 5-2 | L                       | 4.0 | 6   | 6 | 5  | 3  | 1  | 2  | 4  | 22 | 81 | -55 |     |
| 4/28 | OMA  | ✓   | vs. Louisville   | L, 5-1      | End 5th, losing 2-1    | L                       | 5.0 | 5   | 2 | 2  | 0  | 0  | 1  | 4  | 19 | 72 | -43 |     |

(Q) Indicates Quality Start

2026 BATTED BALL STATISTICS (TRIPLE-A)

| BABIP | GB/FB | LD%   | GB%   | FB%   | IFFB% | HR/FB | Pull% | Cent% | Oppo% | SwStr% |
|-------|-------|-------|-------|-------|-------|-------|-------|-------|-------|--------|
| .309  | 0.85  | 30.6% | 31.9% | 37.5% | 22.2% | 22.2% | 32.4% | 31.1% | 36.5% | 9.5%   |

VS. REDS & AFFILIATES IN CAREER (8 STARTS / 7 GAMES)

|                             | W | L | G | GS | IP   | H  | R  | ER | HR | BB | SO | ERA   | AVG  | WHIP |
|-----------------------------|---|---|---|----|------|----|----|----|----|----|----|-------|------|------|
| 2026 vs. Louisville         | 0 | 2 | 2 | 2  | 8.0  | 9  | 9  | 9  | 1  | 5  | 5  | 10.13 | .310 | 1.75 |
| Career vs. CINCINNATI       | 0 | 1 | 1 | 1  | 5.0  | 3  | 2  | 2  | 1  | 1  | 3  | 3.60  | .167 | 0.80 |
| Career vs. Louisville (AAA) | 1 | 2 | 5 | 5  | 22.1 | 25 | 24 | 22 | 5  | 15 | 13 | 8.87  | .291 | 1.79 |
| Career vs. Chattanooga (AA) | - | - | - | -  | -    | -  | -  | -  | -  | -  | -  | -     | -    | -    |
| Career vs. Dayton (A+)      | 1 | 0 | 2 | 1  | 7.0  | 2  | 0  | 0  | 0  | 4  | 9  | 0.00  | .091 | 0.86 |
| Career vs. Daytona (A)      | - | - | - | -  | -    | -  | -  | -  | -  | -  | -  | -     | -    | -    |
| CAREER VS. CIN & AFFILIATES | 2 | 3 | 8 | 7  | 34.1 | 30 | 26 | 24 | 6  | 20 | 25 | 6.29  | .238 | 1.46 |

**55** **ETHAN BOSACKER**  
**RHP** • R/R • 6'2" • 210 LBS • Born: 2/20/2001 (Age 25)  
 2023 MLB Draft – Round 13 (Xavier)  
 Born: Minneapolis, MN • Resides: Monticello, MN

**63** **ERIC CERANTOLA** (40-MAN)  
**RHP** • R/R • 6'5" • 230 LBS • Born: 5/2/2000 (Age 26)  
 2021 MLB Draft – Round 5 (Mississippi State)  
 Born: Montreal, Quebec, Canada • Resides: Hudson, FL

**64** **STEVEN CRUZ** (40-MAN)  
**RHP** • R/R • 6'6" • 245 LBS • Born: 6/15/1999 (Age 26)  
 Traded from Minnesota – 1/24/2023  
 Originally signed by Minnesota – 3/20/2017  
 Born/Resides: Tenares, Dominican Republic

**33** **JOSE CUAS**  
**RHP** • R/R • 6'3" • 200 LBS • Born: 6/28/1994 (Age 31)  
 Minor League Free Agent – 12/12/2025  
 Drafted by Milwaukee – 2015 Round 11 (Maryland)  
 Born: Santo Domingo, D.R. • Resides: Brooklyn, NY

**44** **BAILEY FALTER** **MLB REHAB**  
**LHP** • L/L • 6'4" • 200 LBS • Born: 4/24/1997 (Age 29)  
 Traded from Pittsburgh – 7/31/2025  
 Drafted by Philadelphia – 2015 Round 5 (Chino Hills HS)  
 Born: Chino Hills, CA • Resides: Mesa, AZ

**54** **ANTHONY GOSE**  
**LHP** • L/L • 6'0" • 200 LBS • Born: 8/10/1990 (Age 35)  
 Minor League Free Agent – 4/28/2025  
 Drafted by Philadelphia – 2008 Round 2 (Belflower HS)  
 Born: Belflower, CA • Resides: Mount Olive, N.C.

**40** **CHAZZ MARTINEZ**  
**LHP** • L/L • 6'4" • 225 LBS • Born: 1/6/2000 (Age 26)  
 2022 MLB Draft – Round 17 (Oklahoma)  
 Born/Resides: San Pedro, CA

**34** **ELI MORGAN** (40-MAN)  
**RHP** • R/R • 5'10" • 210 LBS • Born: 5/13/1996 (Age 29)  
 Minor League Free Agent – 1/29/2026  
 Drafted by Cleveland – 2017 Round 8 (Gonzaga)  
 Born: Rancho Palos Verdes, CA • Resides: Redondo Beach, CA

**47** **HELCRIS OLIVAREZ**  
**LHP** • L/L • 6'2" • 230 LBS • Born: 8/8/2000 (Age 25)  
 Minor League Free Agent – 12/22/2025  
 Originally signed by Colorado – 6/7/2017  
 Born: San Francisco de Macoris, D.R. • Resides: Kissimmee, FL

**32** **SHANE PANZINI**  
**RHP** • R/R • 6'3" • 220 LBS • Born: 10/30/2001 (Age 24)  
 2021 MLB Draft – Round 4 (Red Bank Catholic HS)  
 Born/Reside: Spring Lake, N.J.

**57** **ANDREW PÉREZ**  
**LHP** • L/L • 6'2" • 227 LBS • Born: 7/25/1997 (Age 28)  
 Minor League Free Agent – 1/29/2026  
 Drafted by Chicago (AL) – 2018 Round 8 (South Florida)  
 Born/Resides: Orlando, FL

**52** **BEN SEARS**  
**RHP** • R/R • 6'6" • 210 LBS • Born: 6/15/2000 (Age 25)  
 2022 MLB Draft – Round 14 (Houston)  
 Born: Providence, R.I. • Resides: Riverside, R.I.

**43** **BECK WAY**  
**RHP** • R/R • 6'4" • 200 LBS • Born: 8/6/1999 (Age 26)  
 Traded from New York (AL) – 7/27/2022  
 Drafted by New York (AL) – 2020 Round 4 (NW Florida State JC)  
 Born: Harrisburg, PA • Resides: Huntington Beach, CA

**2026: Broke camp with NW Arkansas (AA), but before getting in a Double-A game, was assigned to Omaha on April 2 ... made 2 starts for the Storm Chasers (April 2 and 8) before moving to the bullpen for his last 4 appearances.**  
 Playing his 4th professional season this year, all in the Royals organization ... made his Triple-A debut in May 2025 but has not yet made his MLB debut.  
 Split 2025 between NW Arkansas (AA) and Omaha ... between the two levels, appeared in 28 games (15 starts), going 6-6 with a 4.05 ERA (49 ER in 109.0 IP) ... ranked tied 7th among Royals Minor League pitchers in innings ... had 3 stints in Triple-A: May 17 to 26, June 5 to 9 and July 18 to August 18.  
 Was the 2024 High-A Quad Cities Pitcher of the Year ... led the system with a 2.45 ERA (34 ER in 124.2 IP) and 13 wins in 24 games (18 starts) between Single-A and High-A.  
 Among Royals Minor League pitchers with at least 150.0 innings between 2024 and 2025, ranked 2nd in WHIP (1.14), 3rd in BB/9 (2.70) and 4th in ERA (3.20).  
**CONSECUTIVE BATTERS RETIRED:** 2 (5/1) **CUTTER:** 28.7% | 84.2 MPH **CHANGEUP:** 27.0% | 84.1 MPH **SLIDER:** 16.5% | 79.4 MPH **4-SEAM FB:** 12.2% | 91.8 MPH

**2026: Pitched for Canada in the World Baseball Classic with 1 scoreless innings in 2 games ... optioned to Omaha on March 1 ... leads the International League and is tied for the Minor League lead in saves (5) ... leads the Storm Chasers in appearances (12) and ranked tied 3rd on the team in strikeouts (18) ... his first 10 outings were scoreless, for a 20-game, 23.0-inning scoreless streak from August 24, 2025 to April 26, 2026.**  
 Playing his 6th professional season this year, all in the Royals organization ... was added to Kansas City's 40-Man Roster in November 2024 but has not yet made his MLB debut.  
 Spent all of 2025 with Omaha, posting a 4.04 ERA (22 ER in 49.0 IP) with 63 strikeouts across 38 games (1 start) ... had two stints on Omaha's Injured List (March 28 to April 8 and June 24 to August 5) ... 26 of 37 relief appearances were scoreless, including a 10-game, 12.1-inning streak to end the season ... held lefties to .181 (15-for-83) with 37 strikeouts.  
 Pitched 3 seasons at Mississippi State, including a relief appearance in the 2019 College World Series ... also competed in hockey and volleyball in high school and was drafted in the 8th round of the 2016 OHL Draft by the Owen Sound Attack.  
**CONSECUTIVE BATTERS RETIRED:** 4 (4/29 to 5/2) **SLIDER:** 56.8% | 84.4 MPH **4-SEAM FB:** 33.0% | 95.0 MPH **CUTTER:** 10.1% | 90.2 MPH

**2026: Opened the year in Omaha for a 3rd straight season, but made just 1 appearance before being recalled by the Royals on April 1 ... appeared in 5 MLB games and worked a 14.40 ERA (8 ER in 5.0 IP) with 7 strikeouts and was optioned back to Omaha on April 9 ... has thrown Omaha's 2 fastest pitches this year.**  
 Playing his 10th professional season this year ... the Royals are his 2nd organization, after spending the first six years of his career with the Twins ... traded with LHP Evan Sisk to Kansas City for OF Michael Taylor in January 2023 ... made his MLB debut in August 2023 and has pitched 62 MLB games (4 starts) for the Royals between 2023 and 2025.  
 After opening 2025 with Omaha, was recalled on April 11 and spent most of the year with Kansas City ... posted a 3.74 ERA (19 ER in 45.2 IP) with 9 holds in 47 games for the Royals ... appeared in 7 games over 2 stints with Omaha and put up a 2.45 ERA (2 ER in 7.1 IP) with 10 strikeouts at Triple-A ... on the Royals' 15-day IL August 3 to September 18.  
 Compiled 19.1 scoreless innings in the Majors between September 27, 2023 and May 11, 2025, spanning parts of 20 appearances for Kansas City.  
**CONSECUTIVE BATTERS RETIRED:** 1 (4/30) **4-SEAM FB:** 58.4% | 96.2 MPH **SLIDER:** 23.6% | 87.4 MPH **CUTTER:** 18.0% | 91.9 MPH

**2026: Tied 5th in the International League in wins (3) while 2nd on the Storm Chasers in appearances (11) and tied 3rd in strikeouts (18) ... 9 of his 11 outings have been scoreless ... earned 3 wins in the series vs. Indianapolis April 14 to 19, the first pitcher in Omaha's International League era to earn 3 wins in 6-game series.**  
 Playing his 12th professional season this year ... the Royals are his 3rd of 7 organizations, having spent time with the Brewers, Diamondbacks, Cubs, Blue Jays, Phillies and Braves ... played his first 3 MiLB seasons (2015-17) with Milwaukee as a hitter before transitioning to a pitcher in 2018 ... was previously in the Royals organization from 2021-23.  
 Split 2025 between the Phillies and Braves organizations, posting a 5.20 ERA (17 ER in 27.2 IP) across 25 Minor League games ... opened the year in the Phillies system with Lehigh Valley (AAA), released by Philadelphia on May 1 ... was signed by Atlanta on May 25 and pitched for Columbus (AA) until his release on August 4.  
 Named the 2022 Tony Conigliaro Award winner, honoring a Major League player who best overcomes adversity through spirit, determination and courage ... in between stints in affiliated baseball, while pitching for the Long Island Ducks, he also delivered packages for FedEx.  
**CONSECUTIVE BATTERS RETIRED:** 7 (4/28 to 5/1) **SWEPPER:** 31.8% | 81.3 MPH **SINKER:** 31.0% | 91.7 MPH **4-SEAM FB:** 29.8% | 91.2 MPH **CHANGEUP:** 7.5% | 86.8 MPH

**2026: Made the Royals' Opening Day roster and pitched in 2 games before landing on the IL on April 3 with left elbow inflammation ... sent to Omaha for a Major League rehab assignment on April 15.**  
 Playing his 11th professional season and second year with Kansas City ... the Royals are his 3rd organization, having spending parts of three Major League seasons each with the Phillies (2021-23) and Pirates (2023-25) ... made his MLB debut on April 25, 2021 for Philadelphia and has pitched in 116 Major League games (83 starts) with the 3 teams.  
 In 2025 with Pittsburgh, went 7-5 with a 3.73 ERA (47 ER in 113.1 IP) across 22 starts ... over his final 16 starts with the Pirates from May through July, posted a 2.93 ERA (27 ER in 83.0 IP), 10th-best in the National League during that span ... was traded to Kansas City on July 31 in exchange for LHP Evan Sisk and INF Callan Moss.  
 Was classmates at Chino Hills HS with NBA players Lonzo, LiAngelo and LaMelo Ball ... was raised to be a fan of Sandy Koufax and his delivery mimics that of Koufax.  
**CONSECUTIVE BATTERS RETIRED:** 1 (5/2) **4-SEAM FB:** 40.0% | 92.5 MPH **SLIDER:** 28.4% | 83.9 MPH **SINKER:** 14.8% | 92.3 MPH **CURVEBALL:** 9.0% | 76.7 MPH

**2026: Opened the season with Leones de Yucatan in the Mexican League, working 7.2 scoreless innings across 6 appearances, with 2 hits allowed, 0 walks and 15 strikeouts ... signed a Minor League contract with the Royals on April 28 and was assigned to Omaha.**  
 Playing his 19th professional season, his 8th as a pitcher ... originally drafted as an outfielder, he transitioned to pitching following the 2016 season ... the Royals are his 8th organization ... has pitched 29 MLB games for Cleveland between 2021 and 2024, posting a 3-0 record and 3.97 ERA with 37 strikeouts.  
 Spent most of 2025 in Triple-A, split between the Syracuse Mets (NYM) and Reno Aces (AZ), combining for a 4.62 ERA (19 ER in 37.0 IP) with 41 strikeouts across 35 relief appearances ... opened the year with the Mets, posting a 4.30 ERA in 21 games for Syracuse before signing with the Diamondbacks in June and making 14 appearances for Reno.  
 As an outfielder, appeared in 372 MLB games across parts of five seasons (2012-16) with Toronto and Detroit, batting .240 with 57 steals.  
 Underwent Tommy John surgery in September 2022 ... represented Team USA at the 2020 Tokyo Olympics (silver medal) and 2024 WBSC Premier12 (bronze medal).  
**CONSECUTIVE BATTERS RETIRED:** 3 (4/30) **4-SEAM FB:** 77.8% | 91.6 MPH **SLIDER:** 22.2% | 81.3 MPH **SINKER:** 1.0% | 47.0%

**2026: Opened the season on Omaha's 7-day Injured List, activated April 7 ... opened his season with an 8.0-inning scoreless streak, between April 7 and 26.**  
 Playing his 5th professional season this year, all in the Royals organization ... made his Triple-A debut in July 2025 but has not yet made his MLB debut.  
 Split the 2025 season between NW Arkansas (AA) and Omaha, making 53 relief appearances with a 3-2 record, 3 saves and a 3.41 ERA (28 ER in 74.0 IP) ... opened the season with NW Arkansas and posted a 1.85 ERA (9 ER in 43.2 IP) across 31 games ... did not allow a run across his final 70 innings of the regular season between September 7 and 21.  
 Brother Renae Martinez was drafted by the Diamondbacks in 2017 out of Oklahoma ... a catcher, Renae played 4 seasons in the Minors, reaching Triple-A in 2021.  
**CONSECUTIVE BATTERS RETIRED:** 3 (4/30) **4-SEAM FB:** 46.8% | 93.2 MPH **SWEPPER:** 33.3% | 81.1 MPH **CHANGEUP:** 19.9% | 84.7 MPH

**2026: Had his contract selected by Kansas City on March 25 and was optioned to Omaha that day ... appeared in 2 of Omaha's first 4 games, recalled by the Royals April 4 and again April 9 ... in 7 MLB games this year, is 0-1 with a 2.61 ERA (3 ER in 10.1 IP) with 9 strikeouts ... most recently optioned to Omaha April 27 ... retired his first 13 batters faced with the Storm Chasers.**  
 Playing his 10th professional season this year ... the Royals are his 3rd organization ... drafted by Cleveland in 2017, he was traded to the Cubs in 2024 ... pitched 168 MLB games (19 starts) between 2021 and 2025, the vast majority of that coming with Cleveland ... was active in the Major Leagues from August 2021 to April 2024.  
 Spent all of 2025 in the Cubs organization ... opened the year with Chicago and made 7 relief appearances ... was placed on the Injured List (right elbow impingement) on April 15 and was reinstated on September 19 but did not reappear in a Major League game ... began a rehab stint on June 14 but was shut down after 2 outings ... in August and September, continued rehab with the ACL Cubs (R), but also 43 walks (10.5 BB/9) ... was activated and optioned back to Iowa on September 20.  
 From 2022-24, he ranked 8th in the American League with a 2.45 BB/9 rate and 11th with a 3.77 K/BB rate (min. 125 games).  
**CONSECUTIVE BATTERS RETIRED:** 1 (5/2) **CHANGEUP:** 42.2% | 76.5 MPH **SLIDER:** 30.1% | 85.2 MPH **4-SEAM FB:** 27.7% | 91.3 MPH

**2026: Has thrown 14 of Omaha's 20 fastest pitches this season ... tied 5th on the Storm Chasers in appearances (9).**  
 Playing his 9th professional season this year ... the Royals are his 4th organization, having previously spent time in the Rockies, Red Sox and Giants systems ... has not yet made his MLB debut, but has 131 days of MLB service ... was on Colorado's 40-man roster from November 2020 to November 2022, with time on the Rockies' 60-day IL in 2022.  
 Spent all of 2025 in the Giants organization ... in 34 relief appearances between Richmond (AA) and Sacramento (AAA), he combined to record a 3.65 ERA (15 ER in 37.0 IP) with 46 strikeouts (11.2 K/9), but also 43 walks (10.5 BB/9) ... began and finished the year in Triple-A, was on the IL May 22 to June 4 and in Double-A from June 18 to July 29.  
 Missed the 2023 season while recovering from a subscapularis and capsulolabral repair surgery on his left shoulder ... limited to 1 MiLB game in 2022 with a left shoulder strain.  
**CONSECUTIVE BATTERS RETIRED:** 2 (4/28) **4-SEAM FB:** 37.3% | 96.8 MPH **4-SEAM FB:** 35.8% | 96.1 MPH **CURVEBALL:** 17.7% | 83.6 MPH **CHANGEUP:** 9.2% | 89.8 MPH

**2026: Tied 5th on the Storm Chasers in appearances (9) ... tied 3rd on the pitching staff in innings by a reliever (12.2).**  
 Playing his 5th professional season this year, all in the Royals organization ... made his Triple-A debut in August 2025, but has not yet made his MLB debut.  
 Split 2025 between Quad Cities (A+), NW Arkansas (AA) and Omaha ... combined for a 3.39 ERA (41 ER in 109.0 IP) in 26 games across the 3 levels ... tied for the Royals Minor League lead in strikeouts ... opened the season with Quad Cities, promoted to NWA on May 27 and called up to Omaha on August 26 and finished the season there.  
 Largely has been a starter in his career, starting 63 of his 81 appearances ... 10 of his 18 relief appearances in the Minors have lasted 3.0+ innings.  
**CONSECUTIVE BATTERS RETIRED:** 1 (4/30) **4-SEAM FB:** 57.6% | 91.9 MPH **CURVEBALL:** 25.3% | 76.1 MPH **SLIDER:** 8.6% | 84.8 MPH **CHANGEUP:** 4.3% | 85.9 MPH

**2026: Broke camp with NW Arkansas (AA), but did not appear in a Double-A game, was assigned to Omaha on April 2 ... is tied 3rd on the Storm Chasers in appearances (10) ... 8 of his 10 appearances have been scoreless ... 55 pitches on 5/1 vs. LOU marked his 2nd-most in a professional game.**  
 Playing his 9th professional season this year ... the Royals are his 2nd organization, after spending the first 6 years of his career with the White Sox ... has previously pitched parts of two seasons (2022-23) in Triple-A with the Charlotte Knights but has not yet made his MLB debut.  
 Played two seasons (2024-25) with the Charros de Jalisco in the Mexican League ... in 2025, made a team-best 37 relief appearances and went 1-1 with a 6.75 ERA (24 ER in 32.0 IP).  
 Since 2021, has made 44 relief appearances with a 2.63 ERA (9 ER in 32.0 IP) and 28 strikeouts across four off-seasons with Tigres del Licey in the Dominican Winter League.  
**CONSECUTIVE BATTERS RETIRED:** 2 (5/1) **SINKER:** 50.8% | 93.0 MPH **SLIDER:** 41.5% | 83.3 MPH **4-SEAM FB:** 6.7% | 93.5 MPH **CHANGEUP:** 1.0% | 78.7 MPH

**2026: Opened the season with NW Arkansas (AA) and appeared in 2 games, with a 5.40 ERA (2 ER in 3.1 IP) and 2 strikeouts ... assigned to Omaha on April 10 ... worked 3.0 innings of 1-run ball as an opener in his Omaha season debut, Game 2 of a doubleheader on 4/10 @ IOW ... has made 3 relief appearances with 3 openers starts in bullpen games.**  
 Playing his 5th professional season this year, all in the Royals organization ... made his Triple-A debut in June 2025, but has not yet made his MLB debut.  
 Spent much of 2025 with NW Arkansas (AA), but also had a stint with Omaha from June 28 to August 4 ... between the two levels, went 3-3 with 5 saves and a 4.33 ERA (30 ER in 62.1 IP) ... earned 5 saves with the Naturals in Double-A ... of his 9 Triple-A outings with the Storm Chasers were scoreless.  
 Among Royals Minor League pitchers between 2023 and 2025, ranked 4th in appearances (121) ... among those with at least 150 IP, ranked 3rd in BB/9 (2.44) & 4th in K/BB (3.26).  
**CONSECUTIVE BATTERS RETIRED:** 0 **SINKER:** 32.0% | 93.9 MPH **SLIDER:** 29.3% | 81.3 MPH **CHANGEUP:** 17.3% | 85.5 MPH **CUTTER:** 14.7% | 88.2 MPH

**2026: Tied for the International League and Minor League lead in wins (5) ... leads the Storm Chasers in strikeouts (29), ranks 3rd in innings (20.1) ... ranks tied 1st at the Triple-A level for innings pitched by a reliever (20.1), while 2nd in reliever strikeouts at the level (29).**  
 Playing his 7th professional season this year ... the Royals are his 2nd organization, traded to Kansas City in July 2022 after spending parts of the first three years of his career with the Yankees ... has appeared in Triple-A games for Omaha in 2024 and 2025 but has not yet made his MLB debut.  
 Split the 2025 season between NW Arkansas (AA) and Omaha and combined to make 46 relief appearances with a 4-6 record and 5.93 ERA (49 ER in 74.1 IP) ... opened the year in Double-A and after 23 games for Omaha, was transferred to Triple-A on June 26 to finish the year with the Storm Chasers.  
 Traded to Kansas City from New York (AL) with LHP T.J. Sikkema and RHP Chandler Champlain in exchange for OF Andrew Benintendi on July 27, 2022.  
**CONSECUTIVE BATTERS RETIRED:** 1 (5/2) **SINKER:** 42.6% | 95.4 MPH **CUTTER:** 37.9% | 89.0 MPH **SWEPPER:** 15.1% | 85.9 MPH **CHANGEUP:** 4.4% | 89.6 MPH

**STORM CHASERS BULLPEN USAGE (PITCH COUNT, LAST THREE WEEKS)**

| DAY OF WEEK DATE                   | TUE 4/14 | WED 4/15 | THU 4/16 | FRI 4/17    | SAT 4/18    | SUN 4/19 | MON 4/20 | TUE 4/21    | WED 4/22    | THU 4/23    | FRI 4/24 | SAT 4/25 | SUN 4/26    | MON 4/27 | TUE 4/28 | WED 4/29 | THU 4/30 | FRI 5/1 | SAT 5/2    | SUN 5/3 |  |
|------------------------------------|----------|----------|----------|-------------|-------------|----------|----------|-------------|-------------|-------------|----------|----------|-------------|----------|----------|----------|----------|---------|------------|---------|--|
| 55 Bosacker, Ethan                 |          |          | 21       |             | 27          |          |          |             | 26          |             |          |          |             |          |          |          |          |         | 41         |         |  |
| 63 Cerantola, Eric                 |          | 37       |          |             |             | 16       |          |             | 12          |             |          |          | 21          |          |          | 23       |          |         |            | 16      |  |
| 64 Cruz, Steven                    | 4        |          |          |             |             |          |          | 10          |             |             |          | 12       |             |          | 12       |          | 26       |         |            |         |  |
| 33 Cuas, Jose                      | 11       |          |          |             | 22          | 10       |          |             |             | 10          |          |          |             |          | 39       |          |          | 15      |            |         |  |
| 44 Falter, Bailey (L) <i>REHAB</i> |          | 26       |          |             |             | 30       |          |             | 37          |             |          | 22       |             |          |          | 14       |          |         | 26         |         |  |
| 54 Gose, Anthony (L)               |          |          |          | 14 (MEXICO) | 14 (MEXICO) |          |          | 22 (MEXICO) | 13 (MEXICO) | 16 (MEXICO) |          |          | 30 (MEXICO) |          |          |          | 9        |         |            |         |  |
| 40 Martinez, Chazz (L)             | 12       |          |          | 31          |             | 19       |          |             |             | 10          |          |          | 26          |          |          |          | 11       |         |            |         |  |
| 34 Morgan, Eli                     |          | 20 (KC)  |          | 27 (KC)     |             | 15 (KC)  |          |             | 22 (KC)     |             |          |          | 14 (KC)     |          |          | 10       |          |         | 24         |         |  |
| 47 Olivarez, Helcris (L)           |          |          | 38       |             |             | 24       |          |             |             | 19          |          |          |             |          | 28       |          |          |         |            |         |  |
| 32 Panzini, Shane                  | 22       |          |          |             | 42          |          |          | 39          |             |             |          |          | 28          |          |          |          | 22       |         |            |         |  |
| 57 Pérez, Andrew (L)               | 4        |          |          | 18          | 24          |          |          | 26          |             |             |          |          | 10          |          |          |          |          | 55      |            |         |  |
| 52 Sears, Ben                      |          |          | 21       |             | 33 (START)  |          |          |             |             |             |          |          | 23          |          |          |          |          |         | 42 (START) |         |  |
| 43 Way, Beck                       |          | 26       |          |             |             |          |          | 35          |             |             | 32       |          |             |          |          | 19       |          |         |            | 40      |  |

| PITCHER                            | LAST RELIEF APPEARANCE |     |   |    |    |   |       | FIRST BATTER |           | SAVES    |           | INHERITED RUNNERS |           |
|------------------------------------|------------------------|-----|---|----|----|---|-------|--------------|-----------|----------|-----------|-------------------|-----------|
|                                    | LAST OMA RELIEF OUTING | IP  | R | ER | BB | K | P-S   | FACED        | RETIRED   | SV       | OPP       | IR                | SCORED    |
| 55 Bosacker, Ethan                 | 5/1 vs. Louisville     | 2.2 | 0 | 0  | 0  | 1 | 38-25 | 4            | 1         | 0        | 0         | 5                 | 4         |
| 63 Cerantola, Eric                 | 5/2 vs. Louisville     | 1.0 | 0 | 0  | 0  | 1 | 16-12 | 12           | 9         | 5        | 5         | 4                 | 0         |
| 64 Cruz, Steven                    | 4/30 vs. Louisville    | 1.0 | 3 | 0  | 0  | 2 | 26-15 | 6            | 3         | 0        | 2         | 0                 | 0         |
| 33 Cuas, Jose                      | 5/1 vs. Louisville     | 1.0 | 0 | 0  | 0  | 1 | 15-11 | 11           | 8         | 0        | 0         | 5                 | 1         |
| 44 Falter, Bailey (L) <i>REHAB</i> | 5/2 vs. Louisville     | 1.0 | 1 | 1  | 1  | 0 | 26-14 | 6            | 5         | 0        | 1         | 0                 | 0         |
| 54 Gose, Anthony (L)               | 4/30 vs. Louisville    | 1.0 | 0 | 0  | 0  | 0 | 9-4   | 1            | 1         | 0        | 0         | 0                 | 0         |
| 40 Martinez, Chazz (L)             | 4/30 vs. Louisville    | 1.0 | 0 | 0  | 0  | 0 | 11-8  | 8            | 5         | 0        | 0         | 0                 | 0         |
| 34 Morgan, Eli                     | 5/2 vs. Louisville     | 2.0 | 0 | 0  | 0  | 3 | 24-17 | 4            | 4         | 0        | 0         | 2                 | 0         |
| 47 Olivarez, Helcris (L)           | 4/28 vs. Louisville    | 1.0 | 0 | 0  | 2  | 1 | 28-15 | 9            | 6         | 0        | 1         | 3                 | 1         |
| 32 Panzini, Shane                  | 4/30 vs. Louisville    | 1.0 | 2 | 2  | 0  | 0 | 22-13 | 9            | 5         | 0        | 1         | 0                 | 0         |
| 57 Pérez, Andrew (L)               | 5/1 vs. Louisville     | 2.0 | 2 | 1  | 2  | 5 | 55-34 | 10           | 8         | 1        | 1         | 4                 | 0         |
| 52 Sears, Ben                      | 4/26 @ Toledo          | 2.0 | 0 | 0  | 1  | 1 | 23-15 | 3            | 2         | 0        | 0         | 4                 | 3         |
| 43 Way, Beck                       | 5/2 vs. Louisville     | 2.2 | 1 | 1  | 0  | 5 | 40-29 | 10           | 8         | 0        | 0         | 4                 | 0         |
| <b>SEASON (INCLUDING INACTIVE)</b> |                        |     |   |    |    |   |       | <b>110</b>   | <b>72</b> | <b>8</b> | <b>12</b> | <b>38</b>         | <b>12</b> |

| PITCHER                            | OMAHA STARTING PITCHER SPLITS |     |          |           |              |  | 1ST PITCH STRIKES |            |              | 1-2-3 INNINGS |            |              |
|------------------------------------|-------------------------------|-----|----------|-----------|--------------|--|-------------------|------------|--------------|---------------|------------|--------------|
|                                    | GS                            | W-L | TEAM W-L | R SUPPORT | SUPPORT/9 IP |  | FPS               | TBF        | % FPS        | TOTAL         | POSSIBLE   | % 1-2-3      |
| 41 Sanchez, Aaron                  | 6                             | 0-4 | 1-5      | 10        | 3.97         |  | 71                | 111        | 64.0%        | 5             | 22         | 22.7%        |
| 53 Ramsey, Ryan                    | 5                             | 0-3 | 2-3      | 9         | 3.92         |  | 48                | 95         | 50.5%        | 4             | 19         | 21.1%        |
| 58 Avila, Luinder                  | 4                             | 0-0 | 2-2      | 10        | 8.44         |  | 28                | 48         | 58.3%        | 1             | 10         | 10.0%        |
| 56 Kolek, Stephen <i>REHAB</i>     | 4                             | 0-1 | 2-2      | 7         | 3.86         |  | 40                | 69         | 58.0%        | 3             | 15         | 20.0%        |
| Bergert, Ryan                      | 3                             | 0-1 | 2-1      | 2         | 1.86         |  | 28                | 42         | 66.7%        | 2             | 9          | 22.2%        |
| 45 Spence, Mitch                   | 3                             | 1-2 | 1-2      | 6         | 4.05         |  | 36                | 63         | 57.1%        | 4             | 13         | 30.8%        |
| 52 Sears, Ben                      | 3                             | 0-0 | 2-1      | 8         | 9.82         |  | 26                | 34         | 76.5%        | 1             | 7          | 14.3%        |
| Bosacker, Ethan                    | 2                             | 0-1 | 1-1      | 4         | 5.68         |  | 18                | 35         | 51.4%        | 0             | 6          | 0.0%         |
| Kudrna, Ben                        | 1                             | 0-0 | 1-0      | 3         | 13.50        |  | 3                 | 11         | 27.3%        | 0             | 2          | 0.0%         |
| <b>SEASON (INCLUDING INACTIVE)</b> | <b>31</b>                     |     |          | <b>59</b> | <b>4.87</b>  |  | <b>298</b>        | <b>508</b> | <b>58.7%</b> | <b>20</b>     | <b>103</b> | <b>19.4%</b> |

| PITCHER                        | LUCA TRESH |            |             |              |           |               | ELIAS DÍAZ |            |             |             |           |              | LUKE MAILE |            |             |             |           |              | ELIH MARRERO |            |             |             |           |             | TOTALS    |              |             |              |            |                |        |
|--------------------------------|------------|------------|-------------|--------------|-----------|---------------|------------|------------|-------------|-------------|-----------|--------------|------------|------------|-------------|-------------|-----------|--------------|--------------|------------|-------------|-------------|-----------|-------------|-----------|--------------|-------------|--------------|------------|----------------|--------|
|                                | GS         | W-L        | ERA         | IP           | ER        | BB SO         | GS         | W-L        | ERA         | IP          | ER        | BB SO        | GS         | W-L        | ERA         | IP          | ER        | BB SO        | GS           | W-L        | ERA         | IP          | ER        | BB SO       | GS        | W-L          | ERA         | IP           | ER         | BB SO          |        |
| 41 Sanchez, Aaron              | 4          | 0-3        | 8.64        | 16.2         | 16        | 8 14          | 2          | 0-1        | 7.50        | 6.0         | 5         | 8 4          |            |            |             |             |           |              |              |            |             |             |           |             |           | 6            | 0-4         | 8.34         | 22.2       | 21             | 16 18  |
| 53 Ramsey, Ryan                | 2          | 0-1        | 4.82        | 9.1          | 5         | 6 9           | 1          | 0-1        | 9.00        | 3.0         | 3         | 1 2          |            |            |             |             |           |              |              |            |             |             |           |             |           | 5            | 0-3         | 6.53         | 20.2       | 15             | 11 20  |
| 58 Avila, Luinder              | 2          | 0-0        | 3.86        | 4.2          | 2         | 3 3           | 1          | 0-0        | 6.00        | 3.0         | 2         | 2 3          |            |            |             |             |           |              |              |            |             |             |           |             |           | 4            | 0-0         | 4.22         | 10.2       | 5              | 7 9    |
| 56 Kolek, Stephen <i>REHAB</i> | 2          | 0-0        | 4.52        | 8.0          | 4         | 3 8           | 1          | 0-0        | 0.00        | 4.0         | 0         | 1 2          |            |            |             |             |           |              |              |            |             |             |           |             |           | 4            | 0-1         | 2.76         | 16.1       | 5              | 4 14   |
| Bergert, Ryan                  | 3          | 0-1        | 2.79        | 9.2          | 3         | 5 10          |            |            |             |             |           |              |            |            |             |             |           |              |              |            |             |             |           |             |           | 3            | 0-1         | 2.79         | 9.2        | 3              | 5 10   |
| 45 Spence, Mitch               | 2          | 1-1        | 7.56        | 8.1          | 7         | 3 3           |            |            |             |             |           |              |            |            |             |             |           |              |              |            |             |             |           |             |           | 3            | 1-2         | 6.08         | 13.1       | 9              | 6 8    |
| 52 Sears, Ben                  | 1          | 0-0        | 7.71        | 2.1          | 2         | 2 0           |            |            |             |             |           |              |            |            |             |             |           |              |              |            |             |             |           |             |           | 3            | 0-0         | 6.14         | 7.1        | 5              | 4 3    |
| Bosacker, Ethan                |            |            |             |              |           |               | 2          | 0-0        | 5.40        | 5.0         | 3         | 2 3          |            |            |             |             |           |              |              |            |             |             |           |             |           | 2            | 0-1         | 12.79        | 6.1        | 9              | 5 5    |
| Kudrna, Ben                    | 1          | 0-0        | 9.00        | 2.0          | 2         | 4 2           |            |            |             |             |           |              |            |            |             |             |           |              |              |            |             |             |           |             |           | 1            | 0-0         | 9.00         | 2.0        | 2              | 4 2    |
| <b>Relievers</b>               | 8-2        |            | 2.78        | 81.0         | 25        | 43 89         |            |            |             |             |           |              |            |            |             |             |           |              |              |            |             |             |           |             |           |              | 12-5        | 4.43         | 152.1      | 75             | 95 169 |
| <b>TOTALS</b>                  | <b>17</b>  | <b>9-8</b> | <b>4.18</b> | <b>142.0</b> | <b>66</b> | <b>77 138</b> | <b>9</b>   | <b>3-4</b> | <b>7.25</b> | <b>67.0</b> | <b>54</b> | <b>53 61</b> | <b>5</b>   | <b>2-3</b> | <b>4.07</b> | <b>42.0</b> | <b>19</b> | <b>18 44</b> | <b>0</b>     | <b>0-2</b> | <b>8.71</b> | <b>10.1</b> | <b>10</b> | <b>9 15</b> | <b>31</b> | <b>14-17</b> | <b>5.13</b> | <b>261.1</b> | <b>149</b> | <b>157 258</b> |        |
|                                |            |            | CS/ATT      | 6/34         | PCT       | 17.6%         |            |            | CS/ATT      | 1/5         | PCT       | 20.0%        |            |            | CS/ATT      | 5/11        | PCT       | 45.5%        |              |            | CS/ATT      | 0/0         | PCT       | --%         |           |              | CS/ATT      | 12/50        | PCT        | 24.0%          |        |

| CATCHERS        | OMAHA CATCHER PITCHING STATS |   |      |    |    |       |     |    |    |    |    |    |     |     |      |      |    |     |     |    |    |       |    |
|-----------------|------------------------------|---|------|----|----|-------|-----|----|----|----|----|----|-----|-----|------|------|----|-----|-----|----|----|-------|----|
|                 | W                            | L | ERA  | GS | SV | IP    | H   | R  | ER | HR | HB | BB | IBB | SO  | WHIP | AVG  | WP | GDP | TBF | CS | SB | CS%   | PB |
| 11 Luca Tresh   | 9                            | 8 | 4.18 | 17 | 7  | 142.0 | 129 | 71 | 66 | 13 | 8  | 77 | 0   | 138 | 1.45 | .246 | 14 | 20  | 615 | 6  | 28 | 17.6% | 2  |
| Elias Díaz      | 3                            | 4 | 7.25 | 9  | 1  | 67.0  | 75  | 54 | 54 | 9  | 6  | 53 | 0   | 61  | 1.91 | .285 | 5  | 8   | 325 | 1  | 4  | 20.0% | 1  |
| 60 Luke Maile   | 2                            | 3 | 4.07 | 5  | 0  | 42.0  | 43  | 25 | 19 | 7  | 3  | 18 | 1   | 44  | 1.45 | .264 | 0  | 5   | 186 | 5  | 6  | 45.5% | 2  |
| 17 Elih Marrero | 0                            | 2 | 8.71 | 0  | 0  | 10.1  | 11  | 11 | 10 | 4  | 0  | 9  | 1   | 15  | 1.94 | .262 | 2  | 0   | 52  | 0  | 0  | --%   | 0  |

| OMAHA STARTERS VS. RELIEVERS |    |   |      |       |    |    |     |    |
|------------------------------|----|---|------|-------|----|----|-----|----|
| PITCHING AS                  | W  | L | ERA  | IP    | R  | ER | SO  | BB |
| STARTERS                     | 1  |   | 6.11 | 109.0 | 79 | 74 | 89  | 62 |
| RELIEVERS                    | 13 | 5 | 4.43 | 152.1 | 82 | 75 | 169 | 95 |

**25 COLTON BECKER**

INF • R/R • 6'0" • 195 LBS • Born 4/26/2001 (Age 25)  
Undrafted Free Agent – 7/21/2024 (Morehead State)  
Born/Resides: Cincinnati, Ohio

**2026: Opened the season in Double-A and appeared in 16 games with the Naturals, hitting .283 (13-for-46) with 8 RBI, 12 walks and 6 steals for a .907 OPS, reached base in 13 of 16 games with NWA ... assigned to Omaha on May 2.**

- ♣ Playing his 3rd professional season this year, all in the Royals organization ... made his Triple-A debut in May 2025, but has not yet made his MLB debut.
- ♣ Stole 60 bases across four levels of the Royals system in 2025, the 2nd-most among Royals Minor League hitters ... between Single-A, High-A, Double-A and Triple-A, combined to appear in 97 games and hit .251 (76-for-303) with 11 doubles, 26 RBI, 49 walks and a .663 OPS ... had stints with Omaha May 17 to 19 and July 27 to 28.
- ♣ In 2025, became the 2nd Royals Minor Leaguer since at least 1988 to appear at every full-season affiliate in one season (Chris Brito, 2024) the 4th overall to play for four Royals affiliates in a single season (Andrés Blanco, 2005; Jarrod Dyson, 2010).
- ♣ Was a 4-year starter at Morehead State University from 2020-24, where he hit .301 (241-for-800) with a .889 OPS ... earned 2nd Team OVC as a Junior.

**HIT STREAK:**

**ON-BASE STREAK:**

**2026: Made his Triple-A debut in the season opener on March 27 @ Louisville ... 2nd on the Storm Chasers in stolen bases (7) and tied 5th in walks (8).**

- ♣ Playing his 5th professional season this year, all in the Royals organization ... spent most of the last three seasons in Double-A but has not yet reached the Majors.
- ♣ Spent a second straight full season with NW Arkansas (AA) in 2025 ... slashed .241/.291/.413 (112-for-465) while hitting a career-high 17 home runs with 64 RBI and 23 steals in 114 games ... led the Naturals in home runs, RBI, hits, total bases (192) and runs (75) while 2nd in doubles (23) and extra-base hits (43).
- ♣ Represented Kansas City at the 2024 All-Star Futures Game in Arlington, Texas and was the Royals' 2024 Double-A Player of the Year with the Naturals.
- ♣ Among Royals Minor Leaguers between 2023 and 2025, ranked 2nd in RBI (81), tied 2nd in HR (44), 4th in doubles (63) and extra-base hits (113) and 5th in steals (76).

**HIT STREAK:** 3 Games (4/29 to 5/2) .250 (3-for-12), 1 3B

**ON-BASE STREAK:** 4 Games (4/28 to 5/2) .214 (3-for-14), 1 BB

**2026: Opened the season in Double-A and appeared in 18 games with the Naturals, hitting .234 (15-for-64) with 8 XBH, 7 RBI and 11 BB for a .753 OPS ... assigned to Omaha on April 28.**

- ♣ Playing his 4th professional season this year, all in the Royals organization ... made his Triple-A debut in April 2025, but has not yet made his MLB debut.
- ♣ Spent most of 2025 with NW Arkansas (AA), slashing .210/.334/.281 (71-for-338) in 100 games in Double-A ... opened the year with the Naturals and appeared in 7 games before he was called up to Omaha on April 16 ... played 11 games and batted .316 (12-for-38) for the Storm Chasers before being sent back to NWA on May 1 for the rest of the year.
- ♣ Among Royals Minor Leaguers between 2024 and 2025, ranked 2nd in walks (135).

**HIT STREAK:**

**ON-BASE STREAK:**

**2026: Signed a Minor League contract with the Royals in March, assigned to Omaha on April 20.**

- ♣ Playing his 15th professional season this year, the Royals are his 7th organization ... spent the first 5 years of his career with the Rays ... has played in parts of 10 MLB seasons with Tampa Bay, Toronto, Milwaukee, Cleveland, Cincinnati and Kansas City and has a .209/.277/.320 (246-for-1175) slash line in 458 MLB games.
- ♣ Played 24 games with Omaha across two stints in 2025, hitting .280 (23-for-82) with 12 RBI, 18 walks and a .770 OPS ... appeared in 25 games with the Royals over two stints (May 2 to 18 and July 4 to September 28) and hit .244 (11-for-45) with 6 RBI and a .702 OPS.
- ♣ Has played a game at 31 Major League ballparks ... has appeared in at least 3 games at every active MLB venue, except for the Athletics' temporary stadium in Sacramento.

**HIT STREAK:**

**ON-BASE STREAK:**

**2026: Has had 2 stints on Omaha's Development List, April 2 to 3 and April 8 to 13.**

- ♣ Playing his 9th professional season this year, the Royals are his 3rd organization ... spent the first 7 years of his career with the Red Sox and was most recently with the Rangers ... made his Triple-A debut in April 2024, but has not yet made his MLB debut.
- ♣ Spent most of 2025 with the Frisco RoughRiders (Rangers Double-A) after signing a Minor League contract in July ... started his season with the Round Rock Express (Rangers Triple-A) for 2 games ending the season with Frisco ... slashed .233/.270/.300 (14-for-60) in 18 games with the RoughRiders.
- ♣ Father is former Major League catcher Eli Marrero, who played parts of 10 MLB seasons (1997-2006), 7 of those years with the Cardinals and part of 2005 with the Royals.

**HIT STREAK:**

**ON-BASE STREAK:**

**2026: Optioned to Omaha on March 17 ... leads Omaha in RBI (26), ranking 4th in the International League and tied 10th in the Minors, is also tied 10th in the league in home runs (6) ... leads the Storm Chasers in games (29) and tied for the lead in runs scored (20) while 2nd in OBP (.372), SLG (.490), OPS (.862), hits (26), total bases (49), extra-base hits (11) and walks (19), 3rd in steals (6) and tied 3rd in doubles (5).**

- ♣ Playing his 8th professional season this year, the Royals are his 3rd organization ... spent the first 3 years of his career with the Marlins and was most recently with the Rays ... made his MLB debut for Tampa Bay in August 2024 and appeared in 79 Major League games for the Rays between 2024 and 2025.
- ♣ Split the 2025 season between Tampa Bay and Durham (AAA) ... opened the year with Tampa Bay ... became the first player in MLB history to hit their first career home-run as a walk-off on Opening Day ... slashed .316/.364/.544 (25-for-79) across his first 27 games before May 2 ... finished the year in Durham.
- ♣ Between 2023 and 2025, ranked 4th among International League hitters in walks (189), 7th in runs scored (187), 13th in stolen bases (60) and 15th in plate appearances (1203).

**HIT STREAK:**

**ON-BASE STREAK:**

**2026: Optioned to Omaha on March 17 ... leads Omaha in RBI (26), ranking 4th in the International League and tied 10th in the Minors, is also tied 10th in the league in home runs (6) ... leads the Storm Chasers in games (29) and tied for the lead in runs scored (20) while 2nd in OBP (.372), SLG (.490), OPS (.862), hits (26), total bases (49), extra-base hits (11) and walks (19), 3rd in steals (6) and tied 3rd in doubles (5).**

- ♣ Playing his 12th professional season this year, the Royals are his 6th organization ... has Major League experience with the Pirates, Reds, Diamondbacks and Angels, appearing in 673 games over parts of 8 MLB seasons (2018-2025) prior to signing with the Royals.
- ♣ Split the 2025 season between Los Angeles (AL) and the Toledo Mud Hens (Tigers' Triple-A) ... opened the year in the Majors with Los Angeles and hit .202 (23-for-114) in 57 games ... was DFA'd on July 31 and released on August 2 ... finished the season with Toledo after signing with Detroit, where he hit .296 (16-for-54) in 15 games for the Mud Hens.
- ♣ Appeared in 111 MLB games with Arizona in 2024 ... has made five Opening Day rosters ... NL Gold Glove finalist at shortstop in 2021 with Pittsburgh.

**HIT STREAK:**

**ON-BASE STREAK:**

**2026: Optioned to Omaha on March 17 ... leads Omaha in RBI (26), ranking 4th in the International League and tied 10th in the Minors, is also tied 10th in the league in home runs (6) ... leads the Storm Chasers in games (29) and tied for the lead in runs scored (20) while 2nd in OBP (.372), SLG (.490), OPS (.862), hits (26), total bases (49), extra-base hits (11) and walks (19), 3rd in steals (6) and tied 3rd in doubles (5).**

- ♣ Playing his 8th professional season this year, all in the Royals organization, with parts of the last 4 years in Omaha ... made his MLB debut for Kansas City in May 2025.
- ♣ Split the 2025 season between Kansas City and Omaha ... opened the year with Omaha and slashed .301/.382/.549 (52-for-173) in 44 games before his call-up ... played 72 games across two stints with the Royals ... optioned to Omaha for a 16-game stretch August 25 to September 17 before returning to KC.
- ♣ Among Omaha hitters between 2023 and 2025, he ranked 1st in triples (10) and runs (184) while 2nd in hits (258), doubles (59), home runs (39), total bases (454) and walks (133).

**HIT STREAK:**

**ON-BASE STREAK:**

**2026: Optioned to Omaha on March 17 ... leads Omaha and is tied 8th in the International League in steals (10), while tied 10th in home runs (6) ... ranks 1st on the Storm Chasers in OBP (.383), SLG (.509), OPS (.892), at-bats (106), hits (29), total bases (54), extra-base hits (12) and walks (20), while tied 1st in runs scored (20), 2nd in AVG (.274) and RBI (17) and tied 3rd in doubles (5).**

- ♣ Playing his 8th professional season this year, all in the Royals organization, with parts of the last 4 years in Omaha ... made his MLB debut for Kansas City in May 2025.
- ♣ Split the 2025 season between Kansas City and Omaha ... opened the year with Omaha and slashed .301/.382/.549 (52-for-173) in 44 games before his call-up ... played 72 games across two stints with the Royals ... optioned to Omaha for a 16-game stretch August 25 to September 17 before returning to KC.
- ♣ Among Omaha hitters between 2023 and 2025, he ranked 1st in triples (10) and runs (184) while 2nd in hits (258), doubles (59), home runs (39), total bases (454) and walks (133).

**HIT STREAK:**

**ON-BASE STREAK:**

**2026: Leads Omaha and is tied 9th in the International League in doubles (8) ... tied 3rd on the Storm Chasers in extra-base hits (10) and walks (9) while tied 5th in hits (19).**

- ♣ Playing his 10th professional season this year, the Royals are his 5th organization ... spent the first 3 years of his career with the Astros and has played 639 MLB games over parts of the last 7 seasons (2019-25) with Arizona, Seattle and Chicago (AL).
- ♣ Spent all of 2025 with the White Sox, excluding a 3-game rehab assignment in Triple-A ... opened the season on Chicago's 10-day Injured List, activated May 4, and played 69 games for the White Sox ... was designated for assignment August 22 and subsequently released August 23.
- ♣ Has played all four infield and both corner outfield positions in his professional career, but logged the most playing time at third (2638.1 innings) and second base (1413.2 innings).

**HIT STREAK:**

**ON-BASE STREAK:**

**2026: Made the Royals' Opening Day roster for the first time in his career and went 1-for-5 (.200) over 8 games (4 as pinch-runner) ... optioned to Omaha on April 19 ... 4th on the Storm Chasers in steals (5).**

- ♣ Playing his 8th professional season this year, all have come in the Royals organization ... made his Major League debut with Kansas City in 2025.
- ♣ Split 2025 between Kansas City and Omaha ... went 14-for-50 (.280) with 21 steals in 23 attempts in the Majors ... hit .265 (26-for-98) with 11 steals across 29 Triple-A games.
- ♣ Named the Royals' George Brett Minor League Hitter of the Year in 2023 ... went 60-for-60 stolen base season at High-A Quad Cities in 2022.

**HIT STREAK:**

**ON-BASE STREAK:**

**2026: Was the third baseman for Canada at the World Baseball Classic and hit a team-leading .421 (8-for-19) with 5 extra-base hits and 5 RBI ... 3rd on the Storm Chasers in runs scored (13), tied 3rd in homers (4) and 5th in total bases (36) and RBI (13).**

- ♣ Playing his 11th professional season this year, the Royals are his 6th organization ... spent the first 6 years of his career with the Astros and has played 442 MLB games over parts of the last 7 seasons (2019-25) with Houston, Seattle, Milwaukee, Oakland and Boston.
- ♣ Split the 2025 season between Boston and the Worcester Red Sox (AAA) ... opened the year with Worcester and slashed .310/.403/.480 (31-for-100) in 28 games before his call-up to Boston on May 3 ... was designated for assignment on August 21 and outrighted to Worcester on August 23, where he ended the season.

**HIT STREAK:**

**ON-BASE STREAK:**

**2026: Ranks 1st on the Storm Chasers in AVG (.284), 2nd in doubles (6), 3rd in OBP (.348), SLG (.469), OPS (.817), hits (23) and RBI (15), 4th in total bases (38) and 5th in homers (3).**

- ♣ Playing his 6th professional season this year, all in the Royals organization ... made his Triple-A debut with Omaha in 2025 and has not yet made his MLB debut.
- ♣ In 2025, was one of three players to spend the entire season with Omaha, making his Triple-A debut on April 1 vs. Louisville and reaching base in 53 of 70 games ... slashed .259/.321/.473 (63-for-243) with 10 home runs, 29 extra-base hits and 37 RBI for the Storm Chasers.
- ♣ Among Royals Minor League hitters over the last 4 seasons (2022-25), he ranked 4th in home runs (53), 5th in RBI (211) and total bases (570), and 6th in extra-base hits (125).

**HIT STREAK:**

**ON-BASE STREAK:**

**2026: Designated for assignment by the Royals on March 25 and sent outright to Omaha on March 29 ... 3rd on the Storm Chasers in total bases (40) and tied 3rd in extra-base hits (10), doubles (5) and home runs (4), while 4th in RBI (14), runs (10) and hits (21).**

- ♣ Playing his 8th professional season this year, his 4th with KC ... Royals are his 2nd organization, drafted by the Braves ... has played 208 MLB games with Kansas City since 2022.
- ♣ Split 2025 between Omaha (54 AAA games) and Kansas City (71 MLB games), starting and ending the year in Triple-A ... earned IL Player of the Week honors after he hit for the cycle April 2 vs. LOU, including a career-first inside-the-park homer ... homered from both sides of the plate August 23 vs. COL, the first Omaha player to do so since 2009.
- ♣ Among 15 Omaha hitters with at least 500 plate appearances across the last four seasons (2022-25), Waters ranked 1st in OPS (.851) and 2nd in average (.279).
- ♣ Has played all three outfield positions professionally, with the most playing time in CF (4318.1 innings), however he has also totaled over 1100.0 innings in each RF and LF.

**HIT STREAK:**

**ON-BASE STREAK:**

**2026: Designated for assignment by the Royals on March 25 and sent outright to Omaha on March 29 ... 3rd on the Storm Chasers in total bases (40) and tied 3rd in extra-base hits (10), doubles (5) and home runs (4), while 4th in RBI (14), runs (10) and hits (21).**

- ♣ Playing his 8th professional season this year, his 4th with KC ... Royals are his 2nd organization, drafted by the Braves ... has played 208 MLB games with Kansas City since 2022.
- ♣ Split 2025 between Omaha (54 AAA games) and Kansas City (71 MLB games), starting and ending the year in Triple-A ... earned IL Player of the Week honors after he hit for the cycle April 2 vs. LOU, including a career-first inside-the-park homer ... homered from both sides of the plate August 23 vs. COL, the first Omaha player to do so since 2009.
- ♣ Among 15 Omaha hitters with at least 500 plate appearances across the last four seasons (2022-25), Waters ranked 1st in OPS (.851) and 2nd in average (.279).
- ♣ Has played all three outfield positions professionally, with the most playing time in CF (4318.1 innings), however he has also totaled over 1100.0 innings in each RF and LF.

**HIT STREAK:**

**ON-BASE STREAK:**

**2026: Designated for assignment by the Royals on March 25 and sent outright to Omaha on March 29 ... 3rd on the Storm Chasers in total bases (40) and tied 3rd in extra-base hits (10), doubles (5) and home runs (4), while 4th in RBI (14), runs (10) and hits (21).**

- ♣ Playing his 8th professional season this year, his 4th with KC ... Royals are his 2nd organization, drafted by the Braves ... has played 208 MLB games with Kansas City since 2022.
- ♣ Split 2025 between Omaha (54 AAA games) and Kansas City (71 MLB games), starting and ending the year in Triple-A ... earned IL Player of the Week honors after he hit for the cycle April 2 vs. LOU, including a career-first inside-the-park homer ... homered from both sides of the plate August 23 vs. COL, the first Omaha player to do so since 2009.
- ♣ Among 15 Omaha hitters with at least 500 plate appearances across the last four seasons (2022-25), Waters ranked 1st in OPS (.851) and 2nd in average (.279).
- ♣ Has played all three outfield positions professionally, with the most playing time in CF (4318.1 innings), however he has also totaled over 1100.0 innings in each RF and LF.

**HIT STREAK:**

**ON-BASE STREAK:**

**2026: Designated for assignment by the Royals on March 25 and sent outright to Omaha on March 29 ... 3rd on the Storm Chasers in total bases (40) and tied 3rd in extra-base hits (10), doubles (5) and home runs (4), while 4th in RBI (14), runs (10) and hits (21).**

- ♣ Playing his 8th professional season this year, his 4th with KC ... Royals are his 2nd organization, drafted by the Braves ... has played 208 MLB games with Kansas City since 2022.
- ♣ Split 2025 between Omaha (54 AAA games) and Kansas City (71 MLB games), starting and ending the year in Triple-A ... earned IL Player of the Week honors after he hit for the cycle April 2 vs. LOU, including a career-first inside-the-park homer ... homered from both sides of the plate August 23 vs. COL, the first Omaha player to do so since 2009.
- ♣ Among 15 Omaha hitters with at least 500 plate appearances across the last four seasons (2022-25), Waters ranked 1st in OPS (.851) and 2nd in average (.279).
- ♣ Has played all three outfield positions professionally, with the most playing time in CF (4318.1 innings), however he has also totaled over 1100.0 innings in each RF and LF.

**9 GAVIN CROSS**

OF • L/L • 6'2" • 210 LBS • Born 2/13/2001 (Age 25)  
2022 MLB Draft – Round 19<sup>th</sup> Overall (Virginia Tech)  
Born/Resides: Bristol, Tennessee

**2026: Made his Triple-A debut in the season opener on March 27 @ Louisville ... 2nd on the Storm Chasers in stolen bases (7) and tied 5th in walks (8).**

- ♣ Playing his 5th professional season this year, all in the Royals organization ... spent most of the last three seasons in Double-A but has not yet reached the Majors.
- ♣ Spent a second straight full season with NW Arkansas (AA) in 2025 ... slashed .241/.291/.413 (112-for-465) while hitting a career-high 17 home runs with 64 RBI and 23 steals in 114 games ... led the Naturals in home runs, RBI, hits, total bases (192) and runs (75) while 2nd in doubles (23) and extra-base hits (43).
- ♣ Represented Kansas City at the 2024 All-Star Futures Game in Arlington, Texas and was the Royals' 2024 Double-A Player of the Year with the Naturals.
- ♣ Among Royals Minor Leaguers between 2023 and 2025, ranked 2nd in RBI (81), tied 2nd in HR (44), 4th in doubles (63) and extra-base hits (113) and 5th in steals (76).

**HIT STREAK:** 3 Games (4/29 to 5/2) .250 (3-for-12), 1 3B

**ON-BASE STREAK:** 4 Games (4/28 to 5/2) .214 (3-for-14), 1 BB

**2026: Opened the season in Double-A and appeared in 18 games with the Naturals, hitting .234 (15-for-64) with 8 XBH, 7 RBI and 11 BB for a .753 OPS ... assigned to Omaha on April 28.**

- ♣ Playing his 4th professional season this year, all in the Royals organization ... made his Triple-A debut in April 2025, but has not yet made his MLB debut.
- ♣ Spent most of 2025 with NW Arkansas (AA), slashing .210/.334/.281 (71-for-338) in 100 games in Double-A ... opened the year with the Naturals and appeared in 7 games before he was called up to Omaha on April 16 ... played 11 games and batted .316 (12-for-38) for the Storm Chasers before being sent back to NWA on May 1 for the rest of the year.
- ♣ Among Royals Minor Leaguers between 2024 and 2025, ranked 2nd in walks (135).

**HIT STREAK:**

**ON-BASE STREAK:**

**2026: Signed a Minor League contract with the Royals in March, assigned to Omaha on April 20.**

- ♣ Playing his 15th professional season this year, the Royals are his 7th organization ... spent the first 5 years of his career with the Rays ... has played in parts of 10 MLB seasons with Tampa Bay, Toronto, Milwaukee, Cleveland, Cincinnati and Kansas City and has a .209/.277/.320 (246-for-1175) slash line in 458 MLB games.
- ♣ Played 24 games with Omaha across two stints in 2025, hitting .280 (23-for-82) with 12 RBI, 18 walks and a .770 OPS ... appeared in 25 games with the Royals over two stints (May 2 to 18 and July 4 to September 28) and hit .244 (11-for-45) with 6 RBI and a .702 OPS.
- ♣ Has played a game at 31 Major League ballparks ... has appeared in at least 3 games at every active MLB venue, except for the Athletics' temporary stadium in Sacramento.

**HIT STREAK:**

**ON-BASE STREAK:**

**2026: Has had 2 stints on Omaha's Development List, April 2 to 3 and April 8 to 13.**

- ♣ Playing his 9th professional season this year, the Royals are his 3rd organization ... spent the first 7 years of his career with the Red Sox and was most recently with the Rangers ... made his Triple-A debut in April 2024, but has not yet made his MLB debut.
- ♣ Spent most of 2025 with the Frisco RoughRiders (Rangers Double-A) after signing a Minor League contract in July ... started his season with the Round Rock Express (Rangers Triple-A) for 2 games ending the season with Frisco ... slashed .233/.270/.300 (14-for-60) in 18 games with the RoughRiders.
- ♣ Father is former Major League catcher Eli Marrero, who played parts of 10 MLB seasons (1997-2006), 7 of those years with the Cardinals and part of 2005 with the Royals.

**HIT STREAK:**

**ON-BASE STREAK:**

**2026: Optioned to Omaha on March 17 ... leads Omaha in RBI (26), ranking 4th in the International League and tied 10th in the Minors, is also tied 10th in the league in home runs (6) ... leads the Storm Chasers in games (29) and tied for the lead in runs scored (20) while 2nd in OBP (.372), SLG (.490), OPS (.862), hits (26), total bases (49), extra-base hits (11) and walks (19), 3rd in steals (6) and tied 3rd in doubles (5).**

- ♣ Playing his 8th professional season this year, the Royals are his 3rd organization ... spent the first 3 years of his career with the Marlins and was most recently with the Rays ... made his MLB debut for Tampa Bay in August 2024 and appeared in 79 Major League games for the Rays between 2024 and 2025.
- ♣ Split the 2025 season between Tampa Bay and Durham (AAA) ... opened the year with Tampa Bay ... became the first player in MLB history to hit their first career home-run as a walk-off on Opening Day ... slashed .316/.364/.544 (25-for-79) across his first 27 games before May 2 ... finished the year in Durham.
- ♣ Between 2023 and 2025, ranked 4th among International League hitters in walks (189), 7th in runs scored (187), 13th in stolen bases (60) and 15th in plate appearances (1203).

**HIT STREAK:**

**ON-BASE STREAK:**

- ♣ Playing his 12th professional season this year, the Royals are his 6th organization ... has Major League experience with the Pirates, Reds, Diamondbacks and Angels, appearing in 673 games over parts of 8 MLB seasons (2018-2025) prior to signing with the Royals.
- ♣ Split the 2025 season between Los Angeles (AL) and the Toledo Mud Hens (Tigers' Triple-A) ... opened the year in the Majors with Los Angeles and hit .202 (23-for-114) in 57 games ... was DFA'd on July 31 and released on August 2 ... finished the season with Toledo after signing with Detroit, where he hit .296 (16-for-54) in 15 games for the Mud Hens.
- ♣ Appeared in 111 MLB games with Arizona in 2024 ... has made five Opening Day rosters ... NL Gold Glove finalist at shortstop in 2021 with Pittsburgh.

**HIT STREAK:**

**ON-BASE STREAK:**

**2026: Optioned to Omaha on March 17 ... leads Omaha and is tied 8th in the International League in steals (10), while tied 10th in home runs (6) ... ranks 1st on the Storm Chasers in OBP (.383), SLG (.509), OPS (.892), at-bats (106), hits (29), total bases (54), extra-base hits (12) and walks (20), while tied 1st in runs scored (20), 2nd in AVG (.274) and RBI (17) and tied 3rd in doubles (5).**

- ♣ Playing his 8th professional season this year, all in the Royals organization, with parts of the last 4 years in Omaha ... made his MLB debut for Kansas City in May 2025.
- ♣ Split the 2025 season between Kansas City and Omaha ... opened the year with Omaha and slashed .301/.382/.549 (52-for-173) in 44 games before his call-up ... played 72 games across two stints with the Royals ... optioned to Omaha for a 16-game stretch August 25 to September 17 before returning to KC.
- ♣ Among Omaha hitters between 2023 and 2025, he ranked 1st in triples (10) and runs (184) while 2nd in hits (258), doubles (59), home runs (39), total bases (454) and walks (133).

**HIT STREAK:**

**ON-BASE STREAK:**

**2026: Leads Omaha and is tied 9th in the International League in doubles (8) ... tied 3rd on**



| PITCHING                                 |                                 |
|--|---------------------------------|
| vs. Left-Handed Starter.....             | 5-3                             |
| vs. Right-Handed Starter.....            | 9-14                            |
| WITH Left-Handed Starter.....            | 2-4                             |
| WITH Right-Handed Starter.....           | 12-13                           |
| 0-4 strikeouts.....                      | 2-0                             |
| 5-9 strikeouts.....                      | 9-14                            |
| 10+ strikeouts.....                      | 3-3                             |
| 0 runs of support.....                   | 1-8                             |
| 1-2 runs of support.....                 | 5-5                             |
| 3-4 runs of support.....                 | 6-4                             |
| 5-9 runs of support.....                 | 2-0                             |
| 10+ runs of support.....                 | 0-0                             |
| Bullpen Games.....                       | 2-1                             |
| Starter goes less than 4.0 Innings.....  | 7-10                            |
| Starter goes 4.0/4.1/4.2 Innings.....    | 5-5                             |
| Starter goes 5.0/5.1/5.2 Innings.....    | 2-2                             |
| Starter goes 6.0+ Innings.....           | 0-0                             |
| SCORING                                  |                                 |
| 1-Run Games.....                         | 2-4                             |
| 2-Run Games.....                         | 6-2                             |
| 3-4-Run Games.....                       | 3-4                             |
| 5+ Run Games.....                        | 3-7                             |
| Extra Innings.....                       | 1-1                             |
| Shutouts.....                            | 1-2                             |
| Doubleheaders.....                       | 3-1 (1 SWEEP, 1 SPLIT, 0 SWEEP) |
| Scoring 0-2 Runs.....                    | 0-8                             |
| 3-5 Runs.....                            | 4-9                             |
| 6-9 Runs.....                            | 9-0                             |
| 10+ Runs.....                            | 1-0                             |
| Opponent 0-2 Runs.....                   | 6-3                             |
| 3-5 Runs.....                            | 6-3                             |
| 6-9 Runs.....                            | 2-7                             |
| 10+ Runs.....                            | 0-4                             |
| Scored in 1st Inning.....                | 5-6                             |
| Opponent scored in 1st.....              | 4-6                             |
| Scores first.....                        | 8-8                             |
| Opponent scores first.....               | 6-9                             |
| HITTING                                  |                                 |
| Omaha 0-5 hits.....                      | 2-6                             |
| 6-9 hits.....                            | 7-7                             |
| 10+ hits.....                            | 5-4                             |
| Opponent 0-5 hits.....                   | 4-2                             |
| 6-9 hits.....                            | 8-6                             |
| 10+ hits.....                            | 2-9                             |
| Out-hit opponent.....                    | 6-3                             |
| Out-hit by opponent.....                 | 5-11                            |
| Hits are tied.....                       | 3-3                             |
| Hit 0 home runs.....                     | 4-11                            |
| 1 home run.....                          | 7-5                             |
| 2 home runs.....                         | 1-1                             |
| 3+ home runs.....                        | 2-0                             |
| Opponent hit 0 home runs.....            | 6-5                             |
| 1 home run.....                          | 6-7                             |
| 2 home runs.....                         | 2-1                             |
| 3+ home runs.....                        | 0-4                             |
| Leave 0-5 runners on base.....           | 3-5                             |
| 6-9 on base.....                         | 9-9                             |
| 10+ on base.....                         | 2-3                             |
| Opponent leaves 0-5 runners on base..... | 5-3                             |
| 6-9 on base.....                         | 8-10                            |
| 10+ on base.....                         | 1-4                             |
| Steals 0 bases.....                      | 5-10                            |
| 1 base.....                              | 2-4                             |
| 2 bases.....                             | 4-0                             |
| 3+ bases.....                            | 3-3                             |
| Opponent steals 0 bases.....             | 7-7                             |
| 1 base.....                              | 6-3                             |
| 2 bases.....                             | 0-2                             |
| 3+ bases.....                            | 1-5                             |
| FIELDING                                 |                                 |
| Turned 0 double plays.....               | 4-9                             |
| 1 double play.....                       | 6-4                             |
| 2 double plays.....                      | 1-3                             |
| 3+ double plays.....                     | 3-1                             |
| Made 0 errors.....                       | 8-8                             |
| 1 error.....                             | 6-3                             |
| 2 errors.....                            | 0-5                             |
| 3+ errors.....                           | 0-1                             |
| Opponent made 0 errors.....              | 9-10                            |
| 1 error.....                             | 3-7                             |
| 2 errors.....                            | 2-0                             |
| 3+ errors.....                           | 0-0                             |

| INDIVIDUAL BATTING     |   |
|------------------------|---|
| SPLIT                  | #, PLAYER, GAME                               |
| Most At-Bats           | 5, 26x, last: John Rave, 5/2 vs. LOU          |
| Most Plate Appearances | 5, 51x, last: John Rave, 5/2 vs. LOU          |
| Most Runs              | 3, 2x, last: Kameron Misner, 4/4 vs. BUF (G2) |
| Most Hits              | 3, 7x, last: John Rave, 5/2 vs. LOU           |
| Most Doubles           | 2, 3x, last: Luca Tresh, 5/1 vs. LOU          |
| Most Triples           | 1, 7x, last: Abraham Toro, 4/30 vs. LOU       |
| Most Extra-Base Hits   | 3, Kameron Misner, 4/7 @ IOW                  |
| Most Home Runs         | 2, 2x, last: John Rave, 4/21 @ TOL            |
| Most Total Bases       | 8, 3x, last: John Rave, 4/21 @ TOL            |
| Most RBI               | 4, 2x, last: Drew Waters, 4/21 @ TOL          |
| Most Stolen Bases      | 3, Gavin Cross, 4/24 @ TOL                    |
| Most Caught Stealing   | 2, Connor Kaiser, 4/21 @ TOL                  |
| Most Walks             | 3, John Rave, 3/28 @ LOU                      |
| Most Hit-By-Pitch      | 2, Nick Loftin, 4/14 vs. IND                  |
| Most Strikeouts        | 4, Kameron Misner, 3/28 @ LOU                 |
| Most Sac Hits          | 1, 2x, last: John Rave, 4/19 vs. IND          |
| Most Sac Flies         | 1, 9x, last: Kameron Misner, 5/2 vs. LOU      |
| Most GDP               | 2, Elias Diaz, 4/14 vs. IND                   |
| Most Left On Base      | 9, Drew Waters, 4/29 vs. LOU                  |

| TEAM BATTING                 |                            |
|------------------------------|----------------------------|
| SPLIT                        | #, GAME                    |
| Most At-Bats, Game           | 38, 3/28 @ LOU             |
| Most Plate Appearances, Game | 43, 3/28 @ LOU             |
| Most Runs, Game              | 10, 4/21 @ TOL             |
| Most Runs, Inning            | 5, 4/21 @ TOL              |
| Most Hits, Game              | 13, 5/2 vs. LOU            |
| Most Hits, Inning            | 4, 6x, last: 5/2 vs. LOU   |
| Fewest Hits, Game            | 3, 2x, last: 4/22 @ TOL    |
| Most Doubles, Game           | 4, 2x, last: 5/1 vs. LOU   |
| Most Triples, Game           | 1, 7x, last: 4/30 vs. LOU  |
| Most Extra-Base Hits, Game   | 7, 4/21 @ TOL              |
| Most Home Runs, Game         | 6, 4/21 @ TOL              |
| Most Home Runs, Inning       | 2, 2x, last: 4/21 @ TOL    |
| Most Total Bases, Game       | 26, 4/21 @ TOL             |
| Most RBI, Game               | 10, 4/21 @ TOL             |
| Most Stolen Bases, Game      | 5, 4/15 vs. IND            |
| Most Caught Stealing, Game   | 2, 4/21 @ TOL              |
| Most Walks, Game             | 8, 3x, last: 4/29 vs. LOU  |
| Most Hit-By-Pitch, Game      | 3, 4/14 vs. IND            |
| Most Strikeouts, Game        | 17, 3/28 @ LOU             |
| Most Sac Hits, Game          | 1, 2x, last: 4/19 vs. IND  |
| Most Sac Flies, Game         | 2, 4/10 @ IOW (G2)         |
| Most GDP, Game               | 2, 2x, last: 4/14 vs. IND  |
| Most Left On Base, Game      | 12, 2x, last: 4/29 vs. LOU |

| TEAM & INDIVIDUAL STREAKS |                                      |
|---------------------------|--------------------------------------|
| SPLIT                     | #, GAME                              |
| Longest Hitting Streak    | 11, Kameron Misner, 3/28-4/10        |
| Longest Home Run Streak   | 2, 3x, last: John Rave, 4/30-5/1     |
| Longest On-Base Streak    | 12, 2x, last: Drew Waters, 4/11-4/28 |
| Longest Winning Streak    | 4, Beck Way, 4/7-4/21                |
| Longest Losing Streak     | 4, Aaron Sanchez, 3/29-4/28          |
| Longest Saves Streak      | 5, Eric Cerantola, 4/1-4/19          |
| Longest Winning Streak    | 3, 4/4-4/7                           |
| Longest Losing Streak     | 6, 4/22-4/28                         |
| Longest Home Run Streak   | 7, 4/14-4/21                         |

| INDIVIDUAL PITCHING                |   |
|------------------------------------|---|
| SPLIT                              | #, PLAYER, GAME                             |
| Most Innings Pitched               | 5.0, 5x, last: Ryan Ramsey, 4/30 vs. LOU    |
| Most Runs Allowed                  | 7, 2x, last: Mitch Spence, 5/1 vs. LOU      |
| Most Hits Allowed                  | 9, Ryan Ramsey, 4/23 @ TOL                  |
| Fewest Hits Allowed, Complete Game | -   |
| Most Earned Runs Allowed           | 7, 2x, last: Mitch Spence, 5/1 vs. LOU      |
| Most Home Runs Allowed             | 4, Ryan Ramsey, 4/23 @ TOL                  |
| Most Walks Allowed                 | 5, 3x, last: Helcris Olivarez, 4/16 vs. IND |
| Most Hit-By-Pitch                  | 2, Aaron Sanchez, 3/29 @ LOU                |
| Most Strikeouts, Reliever          | 5, 4x, last: Beck Way, 5/2 vs. LOU          |
| Most Strikeouts                    | 7, Ryan Ramsey, 4/23 @ TOL                  |

| TEAM PITCHING                   |                            |
|---------------------------------|----------------------------|
| SPLIT                           | #, GAME                    |
| Most Innings Pitched, Game      | 9.1, 3/28 @ LOU            |
| Most Runs Allowed, Game         | 12, 2x, last: 4/16 vs. IND |
| Most Runs Allowed, Inning       | 6, 3x, last: 4/16 vs. IND  |
| Fewest Runs Allowed, Game       | 0, 4/1 vs. BUF             |
| Most Hits Allowed, Game         | 13, 5/1 vs. LOU            |
| Most Hits Allowed, Inning       | 5, 2x, last: 4/23 @ TOL    |
| Fewest Hits Allowed, Game       | 3, 3x, last: 4/26 @ TOL    |
| Most Earned Runs Allowed, Game  | 12, 2x, last: 4/16 vs. IND |
| Most Doubles Allowed, Game      | 5, 4/18 vs. IND            |
| Most Triples Allowed, Game      | 1, 5x, last: 5/1 vs. LOU   |
| Most Home Runs Allowed, Game    | 4, 2x, last: 4/23 @ TOL    |
| Most Stolen Bases Allowed, Game | 6, 5/1 vs. LOU             |
| Most Walks Allowed, Game        | 17, 4/16 vs. IND           |
| Fewest Walks Allowed, Game      | 0, 4/4 vs. BUF (G2)        |
| Most Hit-By-Pitch, Game         | 3, 3/29 @ LOU              |
| Most Strikeouts, Game           | 15, 3/28 @ LOU             |

| TEAM MISC                          |                            |
|------------------------------------|----------------------------|
| SPLIT                              | #, GAME                    |
| Longest Game, Innings              | 10, 3/28 @ LOU             |
| Longest Game, Time (9 Innings)     | 3:12, 4/16 vs. IND         |
| Longest Game, Time (Extra Innings) | 3:25, 3/28 @ LOU           |
| Shortest Game, Time (9+ Innings)   | 2:18, 4/25 @ TOL           |
| Largest Home Crowd                 | 7,690, 4/15 vs. IND        |
| Largest Road Crowd                 | 5,710, 4/25 @ TOL          |
| Largest Winning Margin             | 7, 4/7 @ IOW               |
| Largest Losing Margin              | -8, 3x, last: 4/18 vs. IND |
| Largest Comeback Win               | 2, 3x, last: 5/2 vs. LOU   |
| Largest Lead Blown In Loss         | 3, 4/24 @ TOL              |
| Most Games Under .500              | 4, 3x, last: 5/1 (13-17)   |
| Most Games Over .500               | 3, 1x, last: 4/21 (12-9)   |

| TEAM FIELDING                  |                           |
|--------------------------------|---------------------------|
| SPLIT                          | #, GAME                   |
| Most Errors, Game              | 3, 5/1 vs. LOU            |
| Most Double Plays Turned, Game | 4, 2x, last: 4/17 vs. IND |

2026 STATCAST LEADERS (TOP 10)

| LONGEST MEASURED HOMER DISTANCE |                                   |              | HIGHEST BATTED BALL EXIT VELOCITY |                              |              | FASTEST PITCH VELOCITY |                                 |              |
|---------------------------------|-----------------------------------|--------------|-----------------------------------|------------------------------|--------------|------------------------|---------------------------------|--------------|
| PLAYER                          | DISTANCE (PITCHER, PITCH)         | DATE         | PLAYER                            | EXIT VELO (BATTED BALL TYPE) | DATE         | PLAYER                 | PITCH VELO (PITCH RESULT/TTYPE) | DATE         |
| 1. John Rave                    | 438 Matt Seelinger (4-Seam FB)    | 4/21 @ TOL   | 1. Drew Waters                    | 113.8 Groundout (4-3)        | 4/24 @ TOL   | 1. Steven Cruz         | 98.9 Single (4-Seam FB)         | 4/25 @ TOL   |
| 2. Drew Waters                  | 436 Bryan Sammons (Sweeper)       | 4/21 @ TOL   | 2. Kameron Misner                 | 111.0 Single                 | 3/28 @ LOU   | 2. Steven Cruz         | 98.7 Foul Ball (4-Seam FB)      | 4/25 @ TOL   |
| 3. Drew Waters                  | 417 Noah Davis (4-Seam FB)        | 4/19 vs. IND | 3. John Rave                      | 110.3 Home Run               | 4/21 @ TOL   | 3. Helcris Olivarez    | 98.7 Double (Sinker)            | 4/11 @ IOW   |
| 4. John Rave                    | 410 Brandon Leibbrandt (Slider)   | 4/30 vs. LOU | 4. Drew Waters                    | 110.3 Double                 | 4/22 @ TOL   | 4. Helcris Olivarez    | 98.7 Called Ball (4-Seam FB)    | 3/29 @ LOU   |
| 5. Kameron Misner               | 400 Collin Snider (Slurve)        | 4/7 @ IOW    | 5. Elias Diaz                     | 110.0 Double                 | 3/31 vs. BUF | 5. Beck Way            | 98.6 Called Ball (Sinker)       | 4/29 vs. LOU |
| 6. Kameron Misner               | 393 Bryan Sammons (Sweeper)       | 4/21 @ TOL   | 6. Gavin Cross                    | 109.9 Triple                 | 4/29 vs. LOU | 6. Helcris Olivarez    | 98.6 Called Strike (Sinker)     | 4/23 @ TOL   |
| 7. Kameron Misner               | 393 Carson Fulmer (Changeup)      | 4/14 vs. IND | 7. Brandon Drury                  | 109.3 Double                 | 3/28 @ LOU   | 7. Helcris Olivarez    | 98.6 Foul Ball (Sinker)         | 4/11 @ IOW   |
| 8. Abraham Toro                 | 392 Bryan Sammons (4-Seam FB)     | 4/21 @ TOL   | 8. Abraham Toro                   | 109.2 Groundout (3-1)        | 4/10 @ IOW   | 8. Helcris Olivarez    | 98.5 Walk (Sinker)              | 4/11 @ IOW   |
| 9. Josh Rojas                   | 390 Davis Daniel (Sinker)         | 3/29 @ LOU   | 9. Luca Tresh                     | 109.1 Double                 | 4/5 vs. BUF  | 9. Helcris Olivarez    | 98.5 Called Strike (Sinker)     | 4/16 vs. IND |
| 10. Kameron Misner              | 387 Thomas Harrington (4-Seam FB) | 4/18 vs. IND | 10. Drew Waters                   | 108.6 Single                 | 4/25 @ TOL   | 10. Helcris Olivarez   | 98.5 Called Ball (Sinker)       | 3/29 @ LOU   |

## HOME RUN BREAKDOWN

| PLAYER                   | TOTAL     | RUNNERS ON |           |          |          | SPLITS   |           |           |           | SCORE     |          | RECORD<br>TEAM W-L | STATCAST MAX |               | LAST<br>LAST HR |
|--------------------------|-----------|------------|-----------|----------|----------|----------|-----------|-----------|-----------|-----------|----------|--------------------|--------------|---------------|-----------------|
|                          |           | 0          | 1         | 2        | 3        | LEFT     | RIGHT     | HOME      | AWAY      | TIED GAME | GO AHEAD |                    | EV (MPH)     | DISTANCE (FT) |                 |
| <b>2 John Rave</b>       | <b>6</b>  | 3          | 3         | -        | -        | 2        | 4         | 2         | 4         | 1         | 2        | 3-1                | 110.3        | 438           | 5/1 vs. LOU     |
| <b>26 Kameron Misner</b> | <b>6</b>  | 2          | 4         | -        | -        | 2        | 4         | 2         | 4         | -         | 1        | 4-2                | 107.0        | 400           | 4/23 @ TOL      |
| <b>21 Abraham Toro</b>   | <b>4</b>  | 3          | 1         | -        | -        | 1        | 3         | 3         | 1         | -         | 3        | 2-2                | 101.4        | 392           | 5/2 vs. LOU     |
| <b>8 Drew Waters</b>     | <b>4</b>  | 2          | 1         | 1        | -        | 1        | 3         | 3         | 1         | -         | 1        | 3-1                | 107.4        | 436           | 5/1 vs. LOU     |
| <b>11 Luca Tresh</b>     | <b>3</b>  | 1          | 1         | 1        | -        | -        | 3         | 2         | 1         | -         | 1        | 3-0                | 103.7        | 356           | 4/30 vs. LOU    |
| Michael Massey           | 1         | 1          | -         | -        | -        | -        | 1         | 1         | -         | -         | -        | 1-0                | 96.6         | 341           | 4/1 vs. BUF     |
| <b>4 Josh Rojas</b>      | <b>1</b>  | -          | 1         | -        | -        | -        | 1         | -         | 1         | -         | -        | 0-1                | 97.6         | 390           | 3/29 @ LOU      |
| <b>TEAM TOTALS</b>       | <b>25</b> | <b>12</b>  | <b>11</b> | <b>2</b> | <b>-</b> | <b>6</b> | <b>19</b> | <b>13</b> | <b>12</b> | <b>-</b>  | <b>-</b> | <b>-</b>           | <b>110.3</b> | <b>438</b>    | <b>-</b>        |
| <i>OPPONENT TOTALS</i>   | <i>33</i> | <i>16</i>  | <i>14</i> | <i>3</i> | <i>-</i> | <i>8</i> | <i>25</i> | <i>17</i> | <i>16</i> | <i>-</i>  | <i>-</i> | <i>-</i>           | <i>110.0</i> | <i>453</i>    | <i>-</i>        |

## INNING DISTRIBUTION

| 1 <sup>ST</sup> INNING | 2 <sup>ND</sup> INNING | 3 <sup>RD</sup> INNING | 4 <sup>TH</sup> INNING | 5 <sup>TH</sup> INNING | 6 <sup>TH</sup> INNING | 7 <sup>TH</sup> INNING | 8 <sup>TH</sup> INNING | 9 <sup>TH</sup> INNING | EXTRA INNINGS |
|------------------------|------------------------|------------------------|------------------------|------------------------|------------------------|------------------------|------------------------|------------------------|---------------|
| 1                      | 3                      | 4                      | 3                      | 6                      | 3                      | 2                      | 2                      | 1                      |               |

## NOTABLE STORM CHASERS HOME RUNS

| LEADOFF HOMERS (0)  |               | GRAND SLAMS (0)     |                      | 2-HOMER GAMES (2)      |               |
|---------------------|---------------|---------------------|----------------------|------------------------|---------------|
| PLAYER (CAREER NO.) | DATE/OPPONENT | PLAYER (CAREER NO.) | DATE/OPPONENT (INN.) | PLAYER (CAREER NO.)    | DATE/OPPONENT |
|                     |               |                     |                      | <b>John Rave</b> (6th) | 4/7 @ Iowa    |
|                     |               |                     |                      | <b>John Rave</b> (7th) | 4/21 @ Toledo |

| BACK-TO-BACK HOMERS (0) |               | BACK-TO-BACK-TO-BACK HOMERS (0) |               | 3-HOMER GAMES (0)   |                      |
|-------------------------|---------------|---------------------------------|---------------|---------------------|----------------------|
| PLAYERS                 | DATE/OPPONENT | PLAYERS                         | DATE/OPPONENT | PLAYER (CAREER NO.) | DATE/OPPONENT (INN.) |
|                         |               |                                 |               |                     |                      |

| PINCH-HIT HOMERS (0) |                      | WALK-OFF HOMERS (0) |               | INSIDE-THE PARK HOMERS (0) |                      |
|----------------------|----------------------|---------------------|---------------|----------------------------|----------------------|
| PLAYER (CAREER NO.)  | DATE/OPPONENT (INN.) | PLAYER              | DATE/OPPONENT | PLAYER (CAREER NO.)        | DATE/OPPONENT (INN.) |
|                      |                      |                     |               |                            |                      |

## NOTABLE OPPOSING HOME RUNS

| LEADOFF HOMERS (1)        |                    | GRAND SLAMS (0)     |                      | 2-HOMER GAMES (2)        |               |
|---------------------------|--------------------|---------------------|----------------------|--------------------------|---------------|
| PLAYER (CAREER NO.)       | DATE/OPPONENT      | PLAYER (CAREER NO.) | DATE/OPPONENT (INN.) | PLAYER (CAREER NO.)      | DATE/OPPONENT |
| <b>Edwin Arroyo</b> (1st) | 5/2 vs. Louisville |                     |                      | <b>Ben Malgeri</b> (2nd) | 4/22 @ Toledo |
|                           |                    |                     |                      | <b>Ben Malgeri</b> (3rd) | 4/23 @ Toledo |

| BACK-TO-BACK HOMERS (2)                |               | BACK-TO-BACK-TO-BACK HOMERS (0) |               | 3-HOMER GAMES (0)   |                      |
|--|---------------|---------------------------------|---------------|---------------------|----------------------|
| PLAYERS                                | DATE/OPPONENT | PLAYERS                         | DATE/OPPONENT | PLAYER (CAREER NO.) | DATE/OPPONENT (INN.) |
| <b>Corey Julks &amp; Jace Jung</b>     | 4/22 @ Toledo |                                 |               |                     |                      |
| <b>Cal Stevenson &amp; Ben Malgeri</b> | 4/23 @ Toledo |                                 |               |                     |                      |

| PINCH-HIT HOMERS (0) |                      | WALK-OFF HOMERS (0) |               | INSIDE-THE PARK HOMERS (0) |                      |
|----------------------|----------------------|---------------------|---------------|----------------------------|----------------------|
| PLAYER (CAREER NO.)  | DATE/OPPONENT (INN.) | PLAYER              | DATE/OPPONENT | PLAYER (CAREER NO.)        | DATE/OPPONENT (INN.) |
|                      |                      |                     |               |                            |                      |

**AFTER-INNING RECORDS**

|                 | LEADING        | TRAILING        | TIED        |
|-----------------|----------------|-----------------|-------------|
| AFTER 1 INNING  | 3 - 6          | 2 - 6           | 9 - 5       |
| AFTER 2 INNINGS | 6 - 5          | 3 - 8           | 5 - 4       |
| AFTER 3 INNINGS | 11 - 4         | 2 - 12          | 1 - 1       |
| AFTER 4 INNINGS | 12 - 4         | 2 - 13          | 0 - 0       |
| AFTER 5 INNINGS | 12 - 0         | 0 - 14          | 2 - 3       |
| AFTER 6 INNINGS | 12 - 0         | 1 - 14          | 1 - 2       |
| AFTER 7 INNINGS | 10 - 0         | 1 - 14          | 1 - 11      |
| AFTER 8 INNINGS | 11 - 0         | 0 - 15          | 1 - 0       |
| <b>TOTAL</b>    | <b>LEADING</b> | <b>TRAILING</b> | <b>TIED</b> |
| INNINGS...      | 110 (40.7%)    | 124 (45.9%)     | 36 (13.3%)  |

**OMAHA BIG INNINGS**

| DATE                 | INNING | RUNS |
|----------------------|--------|------|
| 1. April 21 @ Toledo | ▲ 5    | 5    |

**SCORE BY INNINGS**

| REGULAR SEASON                   | 1          | 2         | 3         | 4         | 5        | 6         | 7         | 8         | 9        | 10        | 11 | 12 | 13 | TOTAL      |
|----------------------------------|------------|-----------|-----------|-----------|----------|-----------|-----------|-----------|----------|-----------|----|----|----|------------|
| <b>STORM CHASERS</b>             | 18         | 15        | 16        | 11        | 25       | 12        | 10        | 9         | 15       | 0         |    |    |    | <b>131</b> |
| <b>OPPONENTS</b>                 | 19         | 17        | 25        | 18        | 23       | 20        | 15        | 12        | 11       | 1         |    |    |    | <b>161</b> |
| <b>DIFFERENCE</b>                | <b>-1</b>  | <b>-2</b> | <b>-9</b> | <b>-7</b> | <b>2</b> | <b>-8</b> | <b>-5</b> | <b>-3</b> | <b>4</b> | <b>-1</b> |    |    |    | <b>-30</b> |
| <b>VS. LOUISVILLE</b>            | 1          | 2         | 3         | 4         | 5        | 6         | 7         | 8         | 9        | 10        | 11 | 12 | 13 | TOTAL      |
| <b>STORM CHASERS</b>             | 2          | 0         | 2         | 2         | 8        | 1         | 1         | 7         | 10       | 0         |    |    |    | <b>33</b>  |
| <b>BATS</b>                      | 12         | 2         | 9         | 4         | 3        | 5         | 2         | 3         | 7        | 1         |    |    |    | <b>48</b>  |
| <b>VS. LOUISVILLE DIFFERENCE</b> | <b>-10</b> | <b>-2</b> | <b>-7</b> | <b>-2</b> | <b>5</b> | <b>-4</b> | <b>-1</b> | <b>4</b>  | <b>3</b> | <b>-1</b> |    |    |    | <b>-15</b> |

**MULTI-RUN INNINGS**

|                      | 2 RUNS | 3 RUNS | 4 RUNS | 5 RUNS | 6 RUNS | 7 RUNS | 8 RUNS | 9 RUNS | 10+ | TOTAL     |
|----------------------|--------|--------|--------|--------|--------|--------|--------|--------|-----|-----------|
| <b>STORM CHASERS</b> | 20     | 8      | 5      | 1      | -      | -      | -      | -      | -   | <b>34</b> |
| <b>OPPONENTS</b>     | 28     | 11     | 3      | -      | 3      | -      | -      | -      | -   | <b>45</b> |

**RECORD BY RUNS SCORED/ALLOWED**

| RUNS           | 0   | 1   | 2   | 3   | 4   | 5   | 6   | 7   | 8   | 9   | 10  | 11  | 12  | 13+ |
|----------------|-----|-----|-----|-----|-----|-----|-----|-----|-----|-----|-----|-----|-----|-----|
| <b>SCORED</b>  | 0-2 | 0-5 | 0-1 | 1-3 | 3-3 | 0-3 | 5-0 |     | 3-0 | 1-0 | 1-0 |     |     |     |
| <b>ALLOWED</b> | 1-0 | 2-0 | 3-3 | 1-0 | 4-1 | 1-2 | 0-3 | 2-1 | 0-2 | 0-1 | 0-1 | 0-1 | 0-2 |     |

**RECORD BY MARGIN OF VICTORY/DEFEAT**

| 1 RUN | 2 RUNS | 3 RUNS | 4 RUNS | 5 RUNS | 6 RUNS | 7 RUNS | 8 RUNS | 9 RUNS | 10+ RUNS |
|-------|--------|--------|--------|--------|--------|--------|--------|--------|----------|
| 2-4   | 7-1    | 1-0    | 2-4    | 2-1    | 0-2    | 1-1    | 0-3    |        |          |

**2026 STORM CHASERS EJECTIONS (1)**

| GAME                 | INNING | WHO (POSITION) / # IN 2026  | WHY   | UMPIRE (POSITION)        |
|----------------------|--------|-----------------------------|---|--------------------------|
| 1. April 22 @ Toledo | ▲ 6    | Josh Rojas (3rd Base) / 1st | Arguing ABS challenge not being granted to Kevin Newman | Casey James (Home Plate) |

**2026 WALK-OFF TRACKER (1 FOR, 1 AGAINST)**

| GAME #    | DATE            | OPPONENT              | FINAL SCORE (INN.) | PLAYER             | WINNING RUN           | PITCHER              | HOW                     | OUTS     | COUNT      |
|-----------|-----------------|-----------------------|--------------------|--------------------|-----------------------|----------------------|-------------------------|----------|------------|
| 2         | March 28        | @ Louisville          | L, 6-5 (10)        | Rece Hinds         | Blake Dunn            | Brandon Johnson      | RBI single to LF        | 1        | 0-0        |
| <b>29</b> | <b>April 30</b> | <b>vs. Louisville</b> | <b>W, 8-7 (9)</b>  | <b>Drew Waters</b> | <b>Kameron Misner</b> | <b>Trevor Kuncel</b> | <b>RBI single to RF</b> | <b>2</b> | <b>3-2</b> |

*Bold Indicates Omaha Walk-Off Win*

**2026 EXTRA-INNING GAMES (1 WINS, 1 LOSS)**

| GAME #    | DATE                 | OPPONENT      | FINAL SCORE (INN.) | WIN                   | LOSS               | SAVE                | EXTRA-INNING SCORING         |
|-----------|----------------------|---------------|--------------------|-----------------------|--------------------|---------------------|------------------------------|
| 2         | March 28             | @ Louisville  | L, 6-5 (10)        | Tejay Antone          | Brandon Johnson    | -                   | Louisville scores 1 in 10th  |
| <b>12</b> | <b>April 10 [G1]</b> | <b>@ Iowa</b> | <b>W, 6-4 (9)</b>  | <b>Eric Cerantola</b> | <b>Ryan Jensen</b> | <b>Andrew Pérez</b> | <b>Omaha scores 2 in 9th</b> |

*Bold Indicates Omaha Extra-Inning Win*

**2026 EXTRA-INNING AUTOMATIC RUNNER CONVERSION (1/3, 33%)**

| GAME #    | DATE                 | OPPONENT      | INNING     | PLACED RUNNER       | RUNNER RESULT               | GAME RESULT       |
|-----------|----------------------|---------------|------------|---------------------|-----------------------------|-------------------|
| 2         | March 28             | @ Louisville  | 10th       | Brandon Drury       | Stranded on 2nd             | L, 6-5 (10)       |
| 12        | April 10 [G1]        | @ Iowa        | 8th        | Peyton Wilson       | Stranded on 2nd             | W, 6-4 (9)        |
| <b>12</b> | <b>April 10 [G1]</b> | <b>@ Iowa</b> | <b>9th</b> | <b>Abraham Toro</b> | <b>Scored on RBI single</b> | <b>W, 6-4 (9)</b> |

**2026 WEATHER DELAYS (2)**

| GAME              | FINAL SCORE | DELAY                        | REASON FOR DELAY |
|-------------------|-------------|------------------------------|------------------|
| April 21 @ Toledo | W, 10-5     | Pregame, 1 Hour 30 Minutes   | Rain             |
| April 24 @ Toledo | L, 4-3 (5)  | After Bottom 5th, 32 Minutes | Rain             |

**2026 DOUBLEHEADERS (1 SWEEP, 1 SPLIT, 0 SWEPT)**

| GAME                   | GAME 1 SCORE      | GAME 2 SCORE      | COMBINED TIME | GAME BEING MADE UP                              |
|------------------------|-------------------|-------------------|---------------|---|
| April 4 vs. Buffalo    | L, 8-0 (7)        | W, 6-4 (7)        | 4:28          | April 3 Postponement (Inclement Weather)        |
| <b>April 10 @ Iowa</b> | <b>W, 6-4 (9)</b> | <b>W, 6-1 (7)</b> | <b>4:55</b>   | <b>April 9 Postponement (Inclement Weather)</b> |

INDIVIDUAL BATTING

| FOR THE STORM CHASERS       |                                       | AGAINST THE STORM CHASERS   |   |
|-----------------------------|---------------------------------------|-----------------------------|---|
| SPLIT                       | PLAYER, GAME                          | SPLIT                       | PLAYER, GAME                              |
| Grand Slam                  | Dairon Blanco, 6/12/2025 @ TOL        | Grand Slam                  | Christian Cairo, 9/16/2025 @ COL          |
| Pinch-Hit Home Run          | Luca Tresh, 8/12/2025 vs. STP         | Pinch-Hit Home Run          | TT Bowens, 4/16/2025 vs. NOR              |
| Pinch-Hit Walk-Off Home Run | Chad Santos, 8/23/2005 vs. NEW        | Pinch-Hit Walk-Off Home Run | -   |
| <b>2 Home Run Game</b>      | <b>John Rave, 4/21/2026 @ TOL</b>     | <b>2 Home Run Game</b>      | <b>Ben Malgeri, 4/23/2026 @ TOL</b>       |
| 3+ Home Run Game            | Ryan McBroom, 3, 6/13/2021 @ STP      | 3+ Home Run Game            | Jhonkensy Noel, 3, 5/22/2024 vs. COL      |
| 2 Home Runs, One Inning     | Brett Eibner, 2, 5/12/2016 vs. MEM    | 2 Home Runs, One Inning     | -   |
| Leadoff Home Run            | MJ Melendez, 8/23/2025 @ COL          | <b>Leadoff Home Run</b>     | <b>Edwin Arroyo, 5/2/2026 vs. LOU</b>     |
| Walk-Off Home Run           | MJ Melendez, 5/16/2025 vs. COL        | Walk-Off Home Run           | Will Wilson, 9/19/2025 @ COL              |
| Walk-Off Grand Slam         | Jimmy Govern, 5/7/2022 vs. COL        | Walk-Off Grand Slam         | Will Middlebrooks, 6/18/2016 @ COL        |
| <b>Walk-Off Win</b>         | <b>Drew Waters, 4/30/2026 vs. LOU</b> | <b>Walk-Off Win</b>         | <b>Rece Hinds, 3/28/2026 @ LOU</b>        |
| 5 Hit Game                  | Rodolfo Durán, 9/3/2024 @ MEM         | 5 Hit Game                  | P.J. Higgins, 9/5/2023 @ IOW              |
| 6+ Hit Game                 | Matt Diaz, 6, 7/27/2005 @ POR         | 6+ Hit Game                 | -   |
| 2 Hits, One Inning          | Nick Pratto, 4/18/2025 vs. NOR        | 2 Hits, One Inning          | Carlos Pérez, 9/2/2025 @ IOW              |
| 5 RBI Game                  | MJ Melendez, 9/13/2025 vs. CLT        | 5 RBI Game                  | Carlos Pérez, 9/2/2025 @ IOW              |
| 6 RBI Game                  | Drew Waters, 8/23/2025 @ COL          | 6 RBI Game                  | Luis Vázquez, 8/9/2023 vs. IOW            |
| 7 RBI Game                  | Drew Waters, 4/11/2024 vs. GWN        | 7 RBI Game                  | Chase Strumpf, 8/9/2023 vs. IOW           |
| 8 RBI Game                  | Jimmy Paredes, 5/12/2014 vs. NEW      | 8 RBI Game                  | Adolis García, 7/21/2019 vs. MEM          |
| 9+ RBI Game                 | Brett Eibner, 9, 4/9/2014 vs. MEM     | 9+ RBI Game                 | -   |
| Steal of Home               | Nate Eaton, 6/15/2024 @ TOL           | Steal of Home               | Noelvi Marte, 4/5/2025 vs. LOU            |
| <b>3+ Stolen Base Game</b>  | <b>Gavin Cross, 3, 4/24/2026 @ TO</b> | <b>3+ Stolen Base Game</b>  | <b>Ivan Johnson, 3, 4/28/2026 vs. LOU</b> |

TEAM BATTING

| FOR THE STORM CHASERS    |                        | AGAINST THE STORM CHASERS      |                        |
|--------------------------|------------------------|--------------------------------|------------------------|
| SPLIT                    | GAME                   | SPLIT                          | GAME                   |
| 4 Home Run Game          | 8/19/2025 @ COL        | <b>4 Home Run Game</b>         | <b>4/23/2026 @ TOL</b> |
| 5 Home Run Game          | 5/24/2025 @ SL         | 5 Home Run Game                | 7/3/2025 @ IOW         |
| <b>6 Home Run Game</b>   | <b>4/21/2026 @ TOL</b> | 6 Home Run Game                | 8/28/2025 vs. LHV      |
| 7+ Home Run Game         | 10, 8/23/2025 @ COL    | 7+ Home Run Game               | 7, 8/9/2023 vs. IOW    |
| 3 Home Runs, One Inning  | 8/30/2025 vs. LHV      | <b>3 Home Runs, One Inning</b> | <b>4/23/2026 @ TOL</b> |
| 4+ Home Runs, One Inning | 4, 5/21/2021 @ IOW     | 4+ Home Runs, One Inning       | 4, 8/9/2023 vs. IOW    |

INDIVIDUAL PITCHING

| FOR THE STORM CHASERS             |  | AGAINST THE STORM CHASERS  |  |
|-----------------------------------|--|----------------------------|--|
| SPLIT                             | PLAYER, GAME                             | SPLIT                      | PLAYER, GAME                                 |
| No-Hitter                         | -  | No-Hitter                  | Dustin Nippert, 7.0, 6/29/2008 vs. OKL       |
| Complete Game                     | Chandler Champlain, 5.0, 6/13/2025 @ TOL | Complete Game              | Michael McGreevy, 7.0, 9/5/2024 @ MEM (G2)   |
| Complete Game, 1-Hitter           | Luis Mendoza, 9.0, 7/18/2011 @ MEM       | Complete Game, 1-Hitter    | Daniel Ponce de Leon, 9.0, 7/15/2018 vs. MEM |
| Complete Game, 2-Hitter           | Chandler Champlain, 5.0, 6/13/2025 @ TOL | Complete Game, 2-Hitter    | Michael McGreevy, 7.0, 9/5/2024 @ MEM (G2)   |
| Complete Game Shutout             | Chandler Champlain, 5.0, 6/13/2025 @ TOL | Complete Game Shutout      | Doug Nikhazy, 7.0, 6/28/2024 @ COL (G2)      |
| 10+ Strikeout Game                | Rich Hill, 10, 7/13/2025 vs. TOL         | 10+ Strikeout Game         | Mick Abel, 11, 8/16/2025 vs. STP             |
| 15+ Strikeout Game                | -  | 15+ Strikeout Game         | -  |
| <b>4+ Strikeouts In An Inning</b> | <b>Ryan Ramsey, 4, 4/23/2026 @ TOL</b>   | 4+ Strikeouts In An Inning | Eric Hull, 4, 8/4/2007 vs. LV                |

2026 STORM CHASER QUALITY STARTS (0)

| STARTER (# IN 2026) | GAME | DEC | IP | H | R | ER | HR | HB | BB | IBB | SO | WP | BK | GIDP | TBF | % K/BF | NP-S | S% | FPS | FPS% | P/IP | CATCHER |
|---------------------|------|-----|----|---|---|----|----|----|----|-----|----|----|----|------|-----|--------|------|----|-----|------|------|---------|
|---------------------|------|-----|----|---|---|----|----|----|----|-----|----|----|----|------|-----|--------|------|----|-----|------|------|---------|

2026 REHAB ASSIGNMENTS WITH OMAHA (3)

HITTING (1)

| PLAYER         | INJURY           | DATES              | AVG  | G | AB | R | H | TB | 2B | 3B | HR | RBI | BB | IBB | SO | SB | CS | OBP  | SLG  | OPS  | PA | SAC | SF | HBP | GIDP |
|----------------|------------------|--------------------|------|---|----|---|---|----|----|----|----|-----|----|-----|----|----|----|------|------|------|----|-----|----|-----|------|
| Michael Massey | Left calf strain | March 31 - April 5 | .250 | 3 | 12 | 2 | 3 | 6  | 0  | 0  | 1  | 2   | 0  | 0   | 2  | 0  | 1  | .250 | .500 | .750 | 12 | 0   | 0  | 0   | 1    |

PITCHING (2)

| PLAYER        | INJURY                  | DATES              | W | L | ERA  | G | GS | CG | SHO | GF | HLD | SV | SVO | IP   | H  | R | ER | HR | HB | BB | IBB | SO | AVG  | WP | BK | GIDP | TBF |
|---------------|-------------------------|--------------------|---|---|------|---|----|----|-----|----|-----|----|-----|------|----|---|----|----|----|----|-----|----|------|----|----|------|-----|
| Stephen Kolek | Left oblique strain     | April 14 - Present | 0 | 1 | 2.76 | 4 | 4  | 0  | 0   | 0  | 0   | 0  | 0   | 16.1 | 19 | 7 | 5  | 1  | 0  | 4  | 0   | 14 | .297 | 0  | 1  | 3    | 69  |
| Bailey Falter | Left elbow inflammation | April 15 - Present | 0 | 0 | 3.72 | 6 | 0  | 0  | 0   | 0  | 2   | 0  | 1   | 9.2  | 9  | 4 | 4  | 1  | 0  | 2  | 0   | 12 | .237 | 1  | 0  | 0    | 40  |

| PLAYER                  | GS        | STARTS BY POSITION |    |    |    |    |    |    |    |      |    | STARTS BY BATTING ORDER |     |     |     |     |     |     |     |     |  |
|-------------------------|-----------|--------------------|----|----|----|----|----|----|----|------|----|-------------------------|-----|-----|-----|-----|-----|-----|-----|-----|--|
|                         |           | C                  | 1B | 2B | 3B | SS | LF | CF | RF | (OF) | DH | 1ST                     | 2ND | 3RD | 4TH | 5TH | 6TH | 7TH | 8TH | 9TH |  |
| <b>Kameron Misner</b>   | <b>29</b> |                    |    |    |    |    | 5  | 14 | 8  | (27) | 2  |                         |     | 25  | 3   | 25  | 3   | 1   |     |     |  |
| <b>John Rave</b>        | <b>28</b> |                    |    |    |    |    | 9  | 10 | 6  | (25) | 3  |                         |     |     |     |     |     |     |     |     |  |
| <b>Josh Rojas</b>       | <b>27</b> |                    |    | 9  | 15 |    |    |    |    |      | 3  | 1                       |     | 1   | 2   | 11  | 6   | 2   | 4   |     |  |
| <b>Gavin Cross</b>      | <b>26</b> |                    | 6  |    |    |    | 10 |    | 8  | (18) | 2  |                         |     |     |     | 3   | 6   | 11  | 6   |     |  |
| <b>Abraham Toro</b>     | <b>26</b> |                    | 16 | 4  | 4  |    |    |    |    |      | 2  |                         | 3   |     | 4   | 1   | 6   | 2   | 7   | 3   |  |
| <b>Kevin Newman</b>     | <b>22</b> |                    |    | 4  | 3  | 15 |    |    |    |      |    | 1                       | 7   |     |     | 1   |     | 1   |     | 12  |  |
| <b>Luca Tresh</b>       | <b>22</b> | 17                 |    |    |    |    |    |    |    |      | 5  |                         |     |     | 10  | 8   | 4   |     |     |     |  |
| <b>Drew Waters</b>      | <b>20</b> |                    |    |    |    |    | 3  | 6  | 9  | (18) | 2  |                         | 2   | 1   | 6   | 4   | 3   | 4   |     |     |  |
| Brandon Drury           | 14        |                    | 7  |    |    |    |    |    |    |      | 4  |                         |     |     | 3   |     |     | 2   | 9   |     |  |
| Peyton Wilson           | 11        |                    |    | 7  | 3  |    |    |    |    |      | 1  | 2                       | 5   |     |     | 1   |     | 3   |     |     |  |
| Elias Díaz              | 10        | 9                  |    |    |    |    |    |    |    |      | 1  |                         |     | 2   | 1   | 1   | 5   | 1   |     |     |  |
| Connor Kaiser           | 10        |                    |    |    |    | 10 |    |    |    |      |    |                         |     |     |     |     |     | 1   |     | 9   |  |
| Nick Loftin             | 9         |                    | 2  | 2  | 1  |    | 3  |    |    | (3)  | 1  |                         | 6   | 1   | 2   |     |     |     |     |     |  |
| <b>Tyler Tolbert</b>    | <b>8</b>  |                    |    | 2  | 2  | 3  |    | 1  |    | (1)  |    | 2                       | 3   |     |     |     |     |     | 1   | 2   |  |
| <b>Luke Maile</b>       | <b>5</b>  | 5                  |    |    |    |    |    |    |    |      |    |                         |     |     |     |     | 1   | 2   | 1   | 1   |  |
| <b>Elih Marrero</b>     | <b>5</b>  |                    |    |    |    |    |    |    |    |      | 5  |                         |     |     |     |     |     | 1   | 2   | 2   |  |
| <b>Dustin Dickerson</b> | <b>4</b>  |                    |    | 1  |    | 3  |    |    |    |      |    |                         |     |     |     |     |     |     |     | 4   |  |
| Michael Massey          | 3         |                    |    | 2  |    |    | 1  |    |    | (1)  |    |                         | 2   | 1   |     |     |     |     |     |     |  |

**DEFENSIVE ERRORS & OUTFIELD ASSISTS BY POSITION** **22 E / 4 OF AST / 35 DP .980 (T-7<sup>TH</sup> IN IL)**

| LEFT FIELD            |      |   |   | CENTER FIELD          |       |   |   | RIGHT FIELD           |      |   |   |
|-----------------------|------|---|---|-----------------------|-------|---|---|-----------------------|------|---|---|
|                       | INN  | E | A |                       | INN   | E | A |                       | INN  | E | A |
| <b>Gavin Cross</b>    | 84.1 | 0 | 1 | <b>Kameron Misner</b> | 121.1 | 0 | 0 | <b>Drew Waters</b>    | 80.0 | 0 | 0 |
| <b>John Rave</b>      | 77.0 | 1 | 0 | <b>John Rave</b>      | 85.0  | 0 | 0 | <b>Kameron Misner</b> | 65.0 | 0 | 1 |
| <b>Kameron Misner</b> | 39.0 | 0 | 0 | <b>Drew Waters</b>    | 46.0  | 1 | 0 | <b>Gavin Cross</b>    | 64.0 | 0 | 2 |
| Nick Loftin           | 26.0 | 0 | 1 | <b>Tyler Tolbert</b>  | 9.0   | 0 | 0 | <b>John Rave</b>      | 52.1 | 0 | 0 |
| <b>Drew Waters</b>    | 26.0 | 0 | 0 |                       |       |   |   |                       |      |   |   |
| Michael Massey        | 9.0  | 0 | 0 |                       |       |   |   |                       |      |   |   |

| SHORTSTOP               |       |   |    | SECOND BASE             |      |   |    |
|-------------------------|-------|---|----|-------------------------|------|---|----|
|                         | INN   | E | DP |                         | INN  | E | DP |
| <b>Kevin Newman</b>     | 127.0 | 0 | 8  | <b>Josh Rojas</b>       | 75.0 | 2 | 13 |
| Connor Kaiser           | 85.1  | 0 | 9  | Peyton Wilson           | 58.1 | 0 | 2  |
| <b>Dustin Dickerson</b> | 27.0  | 0 | 2  | <b>Abraham Toro</b>     | 35.0 | 1 | 4  |
| <b>Tyler Tolbert</b>    | 22.0  | 0 | 2  | <b>Kevin Newman</b>     | 33.0 | 0 | 2  |
|                         |       |   |    | Nick Loftin             | 18.0 | 0 | 1  |
|                         |       |   |    | <b>Tyler Tolbert</b>    | 17.0 | 1 | 2  |
|                         |       |   |    | Michael Massey          | 16.0 | 0 | 2  |
|                         |       |   |    | <b>Dustin Dickerson</b> | 9.0  | 1 | 0  |














































| THIRD BASE           |       |   |    | CATCHER             |       |   |    | FIRST BASE          |       |   |    |
|----------------------|-------|---|----|---------------------|-------|---|----|---------------------|-------|---|----|
|                      | INN   | E | DP |                     | INN   | E | PB |                     | INN   | E | DP |
| <b>Josh Rojas</b>    | 122.1 | 1 | 2  | <b>Luca Tresh</b>   | 142.0 | 2 | 2  | <b>Abraham Toro</b> | 134.0 | 1 | 18 |
| <b>Abraham Toro</b>  | 35.0  | 0 | 1  | Elias Díaz          | 67.0  | 2 | 1  | Brandon Drury       | 61.1  | 0 | 7  |
| Brandon Drury        | 26.0  | 0 | 3  | <b>Luke Maile</b>   | 42.0  | 0 | 2  | <b>Gavin Cross</b>  | 50.0  | 1 | 5  |
| Peyton Wilson        | 25.0  | 0 | 0  | <b>Elih Marrero</b> | 10.1  | 0 | 0  | Nick Loftin         | 16.0  | 0 | 4  |
| <b>Kevin Newman</b>  | 23.0  | 0 | 3  |                     |       |   |    |                     |       |   |    |
| <b>Tyler Tolbert</b> | 18.0  | 2 | 0  |                     |       |   |    |                     |       |   |    |
| Nick Loftin          | 9.0   | 0 | 0  |                     |       |   |    |                     |       |   |    |
| Connor Kaiser        | 3.0   | 0 | 0  |                     |       |   |    |                     |       |   |    |

| OUTFIELD ASSIST LOG (4) |                    |      |           |                       |      |         |                  |                 |                      |  |
|-------------------------|--------------------|------|-----------|-----------------------|------|---------|------------------|-----------------|----------------------|--|
| #                       | OUTFIELDER         | POS. | ARM (MPH) | GAME                  | INN. | BASE    | PITCHER          | BATTER          | RUNNER OUT           | PLAY   |
| 1.                      | Nick Loftin (1)    | LF   | 70.0      | 4/11 @ Iowa           | ▼ 8  | 2nd     | Brandon Johnson  | James Triantos  | James Triantos       | Triantos singles, out at 2nd (7-4)   |
| 2.                      | Kameron Misner (1) | RF   | 81.9      | 4/16 vs. Indianapolis | ▲ 6  | 1st     | Helcris Olivárez | Alika Williams  | Tyler Callihan       | Williams lines into a double play, Callihan out at 1st (9-3)                   |
| 3.                      | Gavin Cross (1)    | RF   | 42.4      | 4/17 vs. Indianapolis | ▲ 8  | 2nd/3rd | Mason Black      | Esmerlyn Valdez | R. Simon/A. Williams | Valdez flies into a double play, Simon out at 2nd, Williams out at 3rd (9-6-5) |
| 4.                      | Gavin Cross (2)    | LF   | -         | 4/22 @ Toledo         | ▼ 3  | 3rd     | Aaron Sanchez    | Jace Jung       | Max Clark            | Jung flies into a force out, Clark out at 3rd (7-6-4)                          |

| STORM CHASERS POSITION PRODUCTION |      |     |    |    |    |    |    |     |    |    |      |      |      |
|-----------------------------------|------|-----|----|----|----|----|----|-----|----|----|------|------|------|
|                                   | AVG  | AB  | H  | TB | 2B | 3B | HR | RBI | BB | SO | OBP  | SLG  | OPS  |
| <b>C</b>                          | .250 | 112 | 28 | 37 | 6  | 0  | 1  | 11  | 10 | 31 | .328 | .330 | .658 |
| <b>1B</b>                         | .159 | 107 | 17 | 27 | 3  | 2  | 1  | 7   | 10 | 32 | .231 | .252 | .483 |
| <b>2B</b>                         | .291 | 110 | 32 | 47 | 6  | 0  | 3  | 11  | 17 | 22 | .395 | .427 | .822 |
| <b>3B</b>                         | .215 | 107 | 23 | 37 | 7  | 2  | 1  | 13  | 11 | 33 | .298 | .346 | .644 |
| <b>SS</b>                         | .221 | 95  | 21 | 25 | 4  | 0  | 0  | 9   | 15 | 30 | .330 | .263 | .593 |
| <b>LF</b>                         | .264 | 110 | 29 | 57 | 5  | 1  | 7  | 21  | 16 | 30 | .366 | .518 | .884 |
| <b>CF</b>                         | .295 | 112 | 33 | 57 | 7  | 1  | 5  | 24  | 20 | 30 | .398 | .509 | .907 |
| <b>RF</b>                         | .179 | 112 | 20 | 36 | 2  | 1  | 4  | 16  | 11 | 37 | .254 | .321 | .575 |
| <b>DH</b>                         | .228 | 114 | 26 | 42 | 7  | 0  | 3  | 13  | 7  | 38 | .273 | .368 | .641 |


























| STORM CHASERS BATTING ORDER PRODUCTION |      |     |    |    |    |    |    |     |    |    |      |      |      |
|--|------|-----|----|----|----|----|----|-----|----|----|------|------|------|
|  | AVG  | AB  | H  | TB | 2B | 3B | HR | RBI | BB | SO | OBP  | SLG  | OPS  |
| <b>1ST</b>                             | .299 | 117 | 35 | 61 | 6  | 1  | 6  | 16  | 21 | 28 | .403 | .521 | .924 |
| <b>2ND</b>                             | .220 | 123 | 27 | 32 | 3  | 1  | 0  | 6   | 12 | 36 | .302 | .260 | .562 |
| <b>3RD</b>                             | .269 | 108 | 29 | 52 | 5  | 0  | 6  | 24  | 21 | 27 | .382 | .481 | .863 |
| <b>4TH</b>                             | .267 | 120 | 32 | 51 | 8  | 1  | 3  | 20  | 6  | 35 | .310 | .425 | .735 |
| <b>5TH</b>                             | .276 | 105 | 29 | 54 | 8  | 1  | 5  | 23  | 14 | 26 | .369 | .514 | .883 |
| <b>6TH</b>                             | .202 | 114 | 23 | 34 | 3  | 1  | 2  | 9   | 7  | 32 | .248 | .298 | .546 |
| <b>7TH</b>                             | .142 | 106 | 15 | 23 | 3  | 1  | 1  | 7   | 8  | 42 | .229 | .217 | .446 |
| <b>8TH</b>                             | .198 | 101 | 20 | 30 | 5  | 1  | 1  | 11  | 11 | 35 | .277 | .297 | .574 |
| <b>9TH</b>                             | .216 | 88  | 19 | 28 | 6  | 0  | 1  | 9   | 17 | 23 | .345 | .318 | .663 |























| GM #       | MARCH     | OPPONENT   | SCORE  | RECORD | ILSTANDINGS | WIN                  | LOSS                | SAVE              | TEMP. | 1ST PITCH | TIME        | ATT.  | HOMEATT. | OMAHA       |    |   | OPPONENT |    |    |   |    |
|------------|-----------|--|--|--------|-------------|----------------------|---------------------|-------------------|-------|-----------|-------------|-------|----------|-------------|----|---|----------|----|----|---|----|
|            |           |  |  |        |             |                      |                     |                   |       |           |             |       |          | R           | H  | E | L        | O  | R  | H | E  |
| 1.         | 3/27      |  @ Louisville     | L, 2-1   | 0-1    | 11TH -1.0   | T. Kuncl (1-0)       | R. Bergert (0-1)    | Z. Maxwell (1)    | 47°   | 7:20 PM   | 2:32        | 4,274 |          | 1           | 8  | 0 | 10       | 2  | 9  | 0 | 7  |
| 2.         | 3/28      |  @ Louisville     | L, 6-5 (10)  | 0-2    | 14TH -2.0   | T. Antone (1-0)      | B. Johnson (0-1)    | -                 | 47°   | 1:08 PM   | 3:25        | 3,240 |          | 5           | 8  | 2 | 9        | 6  | 12 | 1 | 16 |
| 3.         | 3/29      |  @ Louisville     | L, 10-4  | 0-3    | 16TH -3.0   | D. McCaughan (1-0)   | A. Sanchez (0-1)    | -                 | 66°   | 1:09 PM   | 2:38        | 3,135 |          | 4           | 8  | 0 | 7        | 10 | 10 | 0 | 12 |
| 4.         | 3/31      |  BUFFALO          | L, 6-4   | 0-4    | 18TH -4.0   | A. Macko (1-0)       | R. Ramsey (0-1)     | C. Lee (1)        | 60°   | 6:35 PM   | 2:40        | 3,002 | 3,002    | 4           | 11 | 0 | 9        | 6  | 10 | 1 | 7  |
| GM # APRIL |           |  |  |        |             |                      |                     |                   |       |           |             |       |          | OMAHA       |    |   | OPPONENT |    |    |   |    |
| 5.         | 4/1       |  BUFFALO          | W, 3-0   | 1-4    | 16TH -4.0   | S. Panzini (1-0)     | J. Fleming (0-1)    | E. Cerantola (1)  | 46°   | 12:08 PM  | 2:33        | 1,470 | 4,472    | 3           | 8  | 1 | 4        | 0  | 3  | 1 | 8  |
| 6.         | 4/2       |  BUFFALO          | W, 9-7   | 2-4    | 14TH -4.0   | A. Pérez (1-0)       | G. Rogers (0-2)     | M. Black (1)      | 46°   | 6:37 PM   | 2:47        | 1,332 | 5,804    | 9           | 11 | 0 | 5        | 7  | 8  | 0 | 9  |
| 7.         | 4/3       |  BUFFALO          | Postponed: Inclement Weather (Made up on April 4, Omaha wins 6-4)  |        |             |                      |                     |                   |       |           |             |       |          | 6:35 PM CT  |    |   |          |    |    |   |    |
| 7.         | 4/4 (G1)  |  BUFFALO          | L, 8-0 (7)   | 2-5    | 16TH -5.0   | J. Hahn (1-0)        | A. Sanchez (0-2)    | -                 | 44°   | 2:07 PM   | 2:20        |       | 5,804    | 0           | 3  | 0 | 4        | 8  | 10 | 0 | 9  |
| 8.         | 4/4 (G2)  |  BUFFALO          | W, 6-4 (7)   | 3-5    | 14TH -4.5   | M. Spence (1-0)      | D. Harrison (1-1)   | E. Cerantola (2)  | 47°   | 5:20 PM   | 2:08        | 1,390 | 7,194    | 6           | 5  | 1 | 7        | 4  | 7  | 0 | 3  |
| 9.         | 4/5       |  BUFFALO          | W, 4-3   | 4-5    | 11TH -4.0   | R. Ramsey (1-1)      | C. Van Eyk (0-1)    | E. Cerantola (3)  | 59°   | 2:05 PM   | 2:36        | 2,192 | 9,386    | 4           | 8  | 0 | 6        | 3  | 7  | 0 | 8  |
| 10.        | 4/7       |  @ Iowa           | W, 8-1   | 5-5    | 10TH -4.0   | B. Way (1-0)         | C. Noland (0-1)     | -                 | 44°   | 6:39 PM   | 2:41        | 2,319 |          | 8           | 10 | 0 | 7        | 1  | 3  | 0 | 3  |
| 11.        | 4/8       |  @ Iowa           | L, 12-4  | 5-6    | 11TH -4.0   | C. Barnes (3-0)      | E. Bosacker (0-1)   | -                 | 64°   | 12:10 PM  | 2:45        | 2,688 |          | 4           | 7  | 1 | 8        | 12 | 11 | 1 | 5  |
| 12.        | 4/9       |  @ Iowa           | Postponed: Inclement Weather (Made up on April 10, Omaha wins 6-1) |        |             |                      |                     |                   |       |           |             |       |          | 12:08 PM CT |    |   |          |    |    |   |    |
| 12.        | 4/10 (G1) |  @ Iowa           | W, 6-4 (9)   | 6-6    | 9TH -3.5    | E. Cerantola (1-0)   | R. Jensen (0-1)     | A. Pérez (1)      | 53°   | 5:10 PM   | 2:47        |       |          | 6           | 7  | 0 | 9        | 4  | 7  | 0 | 6  |
| 13.        | 4/10 (G2) |  @ Iowa           | W, 6-1 (7)   | 7-6    | 6TH -3.0    | B. Way (2-0)         | T. Beede (0-1)      | -                 | 51°   | 8:37 PM   | 2:08        | 3,145 |          | 6           | 10 | 0 | 7        | 1  | 5  | 1 | 5  |
| 14.        | 4/11      |  @ Iowa           | L, 7-3   | 7-7    | 9TH -4.0    | L. Little (3-0)      | R. Ramsey (1-2)     | -                 | 54°   | 3:09 PM   | 2:59        | 2,555 |          | 3           | 9  | 1 | 8        | 7  | 9  | 0 | 6  |
| 14.        | 4/12      |  @ Iowa           | Cancelled: Rain  |        |             |                      |                     |                   |       |           |             |       |          | 1:08 PM CT  |    |   |          |    |    |   |    |
| 15.        | 4/14      |  INDIANAPOLIS     | W, 6-2   | 8-7    | 8TH -3.5    | J. Cuas (1-0)        | N. Davis (1-2)      | -                 | 73°   | 12:07 PM  | 2:32        | 1,699 | 11,085   | 6           | 7  | 0 | 6        | 2  | 8  | 2 | 8  |
| 16.        | 4/15      |  INDIANAPOLIS    | W, 6-4   | 9-7    | 7TH -2.5    | B. Way (3-0)         | C. Devenski (0-1)   | E. Cerantola (4)  | 65°   | 11:05 AM  | 2:42        | 7,690 | 18,775   | 6           | 7  | 1 | 5        | 4  | 10 | 2 | 10 |
| 17.        | 4/16      |  INDIANAPOLIS   | L, 12-5  | 9-8    | 9TH -2.5    | B. Bidois (1-2)      | H. Olivárez (0-1)   | -                 | 80°   | 6:34 PM   | 3:12        | 2,621 | 21,396   | 5           | 10 | 2 | 8        | 12 | 11 | 1 | 14 |
| 18.        | 4/17      |  INDIANAPOLIS   | W, 4-2   | 10-8   | 4TH -2.5    | J. Cuas (2-0)        | T. Harrington (0-3) | M. Black (2)      | 53°   | 6:36 PM   | 2:41        | 2,069 | 23,465   | 4           | 4  | 1 | 6        | 2  | 4  | 0 | 8  |
| 19.        | 4/18      |  INDIANAPOLIS   | L, 11-3  | 10-9   | 9TH -2.5    | C. Fulmer (2-0)      | S. Panzini (1-1)    | -                 | 52°   | 2:06 PM   | 2:31        | 2,052 | 25,517   | 3           | 5  | 0 | 3        | 11 | 10 | 0 | 7  |
| 20.        | 4/19      |  INDIANAPOLIS   | W, 4-2   | 11-9   | 3RD -2.5    | J. Cuas (3-0)        | B. Neeck (0-1)      | E. Cerantola (5)  | 61°   | 2:08 PM   | 2:47        | 2,604 | 28,121   | 4           | 10 | 0 | 12       | 2  | 9  | 0 | 6  |
| 21.        | 4/21      |  @ Toledo       | W, 10-5  | 12-9   | 4TH -1.5    | B. Way (4-0)         | B. Sammons (0-3)    | -                 | 66°   | 8:05 PM   | 2:49 (1:30) | 2,390 |          | 10          | 7  | 1 | 1        | 5  | 8  | 1 | 10 |
| 22.        | 4/22      |  @ Toledo       | L, 8-2   | 12-10  | 5TH -2.5    | T. Mattison (2-0)    | A. Sanchez (0-3)    | -                 | 70°   | 6:35 PM   | 2:57        | 2,616 |          | 2           | 3  | 2 | 9        | 8  | 10 | 1 | 9  |
| 23.        | 4/23      |  @ Toledo       | L, 6-1   | 12-11  | 6TH -3.5    | D. File (2-0)        | R. Ramsey (1-3)     | -                 | 72°   | 6:34 PM   | 2:29        | 3,333 |          | 1           | 7  | 0 | 10       | 6  | 11 | 0 | 8  |
| 24.        | 4/24      |  @ Toledo       | L, 4-3 (5)   | 12-12  | 9TH -3.5    | B. Hanifee (1-1)     | B. Way (4-1)        | -                 | 67°   | 7:06 PM   | 1:52 (:32)  | 3,501 |          | 3           | 6  | 2 | 9        | 4  | 6  | 1 | 4  |
| 25.        | 4/25      |  @ Toledo       | L, 2-0   | 12-13  | 13TH -4.5   | S. Gipson-Long (1-2) | M. Spence (1-1)     | R. Vanasco (3)    | 54°   | 5:05 PM   | 2:18        | 5,710 |          | 0           | 5  | 1 | 7        | 2  | 5  | 0 | 6  |
| 26.        | 4/26      |  @ Toledo       | L, 2-1   | 12-14  | 16TH -5.5   | T. Mattison (3-0)    | C. Martinez (0-1)   | D. Sommers (1)    | 55°   | 2:05 PM   | 2:24        | 4,100 |          | 1           | 5  | 0 | 5        | 2  | 3  | 0 | 8  |
| 27.        | 4/28      |  LOUISVILLE     | L, 5-1   | 12-15  | 16TH -6.0   | D. McCaughan (3-1)   | A. Sanchez (0-4)    | -                 | 51°   | 12:08 PM  | 2:24        | 2,776 | 30,897   | 1           | 4  | 0 | 4        | 5  | 9  | 1 | 5  |
| 28.        | 4/29      |  LOUISVILLE     | L, 5-1   | 12-16  | 16TH -6.5   | J. Garcia (1-0)      | S. Kolek (0-1)      | -                 | 62°   | 6:36 PM   | 2:47        | 2,406 | 33,303   | 1           | 6  | 2 | 12       | 5  | 11 | 0 | 7  |
| 29.        | 4/30      |  LOUISVILLE     | W, 8-7   | 13-16  | 15TH -6.5   | S. Cruz (1-0)        | T. Kuncl (1-1)      | -                 | 56°   | 6:37 PM   | 2:34        | 2,243 | 35,546   | 8           | 9  | 1 | 6        | 7  | 9  | 0 | 5  |
| GM # MAY   |           |  |  |        |             |                      |                     |                   |       |           |             |       |          | OMAHA       |    |   | OPPONENT |    |    |   |    |
| 30.        | 5/1       |  LOUISVILLE     | L, 9-5   | 13-17  | 16TH -7.5   | D. Daniel (4-2)      | M. Spence (1-2)     | S. Benschoter (1) | 56°   | 6:34 PM   | 3:06        | 4,640 | 40,186   | 5           | 8  | 3 | 5        | 9  | 13 | 0 | 10 |
| 31.        | 5/2       |  LOUISVILLE     | W, 8-4   | 14-17  | 16TH -7.5   | B. Way (5-1)         | S. Benschoter (2-1) | -                 | 67°   | 6:06 PM   | 2:43        | 3,146 | 43,332   | 8           | 13 | 0 | 6        | 4  | 10 | 0 | 7  |
| 32.        | 5/3       |  LOUISVILLE     |  |        |             |                      |                     |                   |       |           |             |       |          | 2:05 PM CT  |    |   |          |    |    |   |    |
| 33.        | 5/5       |  @ Indianapolis |  |        |             |                      |                     |                   |       |           |             |       |          | 5:35 PM CT  |    |   |          |    |    |   |    |
| 34.        | 5/6       |  @ Indianapolis |  |        |             |                      |                     |                   |       |           |             |       |          | 12:35 PM CT |    |   |          |    |    |   |    |
| 35.        | 5/7       |  @ Indianapolis |  |        |             |                      |                     |                   |       |           |             |       |          | 10:00 AM CT |    |   |          |    |    |   |    |
| 36.        | 5/8       |  @ Indianapolis |  |        |             |                      |                     |                   |       |           |             |       |          | 5:35 PM CT  |    |   |          |    |    |   |    |
| 37.        | 5/9       |  @ Indianapolis |  |        |             |                      |                     |                   |       |           |             |       |          | 5:35 PM CT  |    |   |          |    |    |   |    |
| 38.        | 5/10      |  @ Indianapolis |  |        |             |                      |                     |                   |       |           |             |       |          | 12:35 PM CT |    |   |          |    |    |   |    |
| 39.        | 5/12      |  TOLEDO         |  |        |             |                      |                     |                   |       |           |             |       |          | 6:35 PM CT  |    |   |          |    |    |   |    |
| 40.        | 5/13      |  TOLEDO         |  |        |             |                      |                     |                   |       |           |             |       |          | 12:05 PM CT |    |   |          |    |    |   |    |
| 41.        | 5/14      |  TOLEDO         |  |        |             |                      |                     |                   |       |           |             |       |          | 6:35 PM CT  |    |   |          |    |    |   |    |
| 42.        | 5/15      |  TOLEDO         |  |        |             |                      |                     |                   |       |           |             |       |          | 7:05 PM CT  |    |   |          |    |    |   |    |
| 43.        | 5/16      |  TOLEDO         |  |        |             |                      |                     |                   |       |           |             |       |          | 7:05 PM CT  |    |   |          |    |    |   |    |
| 44.        | 5/17      |  TOLEDO         |  |        |             |                      |                     |                   |       |           |             |       |          | 2:05 PM CT  |    |   |          |    |    |   |    |
| 45.        | 5/19      |  @ St. Paul     |  |        |             |                      |                     |                   |       |           |             |       |          | 11:07 AM CT |    |   |          |    |    |   |    |
| 46.        | 5/20      |  @ St. Paul     |  |        |             |                      |                     |                   |       |           |             |       |          | 6:37 PM CT  |    |   |          |    |    |   |    |
| 47.        | 5/21      |  @ St. Paul     |  |        |             |                      |                     |                   |       |           |             |       |          | 6:37 PM CT  |    |   |          |    |    |   |    |
| 48.        | 5/22      |  @ St. Paul     |  |        |             |                      |                     |                   |       |           |             |       |          | 6:37 PM CT  |    |   |          |    |    |   |    |
| 49.        | 5/23      |  @ St. Paul     |  |        |             |                      |                     |                   |       |           |             |       |          | 6:37 PM CT  |    |   |          |    |    |   |    |
| 50.        | 5/24      |  @ St. Paul     |  |        |             |                      |                     |                   |       |           |             |       |          | 5:07 PM CT  |    |   |          |    |    |   |    |
| 51.        | 5/26      |  MEMPHIS        |  |        |             |                      |                     |                   |       |           |             |       |          | 6:35 PM CT  |    |   |          |    |    |   |    |
| 52.        | 5/27      |  MEMPHIS        |  |        |             |                      |                     |                   |       |           |             |       |          | 6:35 PM CT  |    |   |          |    |    |   |    |
| 53.        | 5/28      |  MEMPHIS        |  |        |             |                      |                     |                   |       |           |             |       |          | 6:35 PM CT  |    |   |          |    |    |   |    |
| 54.        | 5/29      |  MEMPHIS        |  |        |             |                      |                     |                   |       |           |             |       |          | 6:35 PM CT  |    |   |          |    |    |   |    |
| 55.        | 5/30      |  MEMPHIS        |  |        |             |                      |                     |                   |       |           |             |       |          | 6:05 PM CT  |    |   |          |    |    |   |    |
| 56.        | 5/31      |  MEMPHIS        |  |        |             |                      |                     |                   |       |           |             |       |          | 5:05 PM CT  |    |   |          |    |    |   |    |
| GM # JUNE  |           |  |  |        |             |                      |                     |                   |       |           |             |       |          | OMAHA       |    |   | OPPONENT |    |    |   |    |
| 57.        | 6/2       |  @ Columbus     |  |        |             |                      |                     |                   |       |           |             |       |          | 6:05 PM CT  |    |   |          |    |    |   |    |
| 58.        | 6/3       |  @ Columbus     |  |        |             |                      |                     |                   |       |           |             |       |          | 6:05 PM CT  |    |   |          |    |    |   |    |
| 59.        | 6/4       |  @ Columbus     |  |        |             |                      |                     |                   |       |           |             |       |          | 11:05 AM CT |    |   |          |    |    |   |    |
| 60.        | 6/5       |  @ Columbus     |  |        |             |                      |                     |                   |       |           |             |       |          | 6:05 PM CT  |    |   |          |    |    |   |    |
| 61.        | 6/6       |  @ Columbus     |  |        |             |                      |                     |                   |       |           |             |       |          | 6:05 PM CT  |    |   |          |    |    |   |    |
| 62.        | 6/7       |  @ Columbus     |  |        |             |                      |                     |                   |       |           |             |       |          | 12:05 PM CT |    |   |          |    |    |   |    |
| 63.        | 6/9       |  LAS VEGAS      |  |        |             |                      |                     |                   |       |           |             |       |          | 7:05 PM CT  |    |   |          |    |    |   |    |
| 64.        | 6/10      |  LAS VEGAS      |  |        |             |                      |                     |                   |       |           |             |       |          | 12:05 PM CT |    |   |          |    |    |   |    |
| 65.        | 6/11      |  LAS VEGAS      |  |        |             |                      |                     |                   |       |           |             |       |          | 7:05 PM CT  |    |   |          |    |    |   |    |
| 66.        | 6/12      |  LAS VEGAS      |  |        |             |                      |                     |                   |       |           |             |       |          | 7:05 PM CT  |    |   |          |    |    |   |    |
| 67.        | 6/13      |  LAS VEGAS      |  |        |             |                      |                     |                   |       |           |             |       |          | 6:05 PM CT  |    |   |          |    |    |   |    |
| 68.        | 6/14      |  LAS VEGAS      |  |        |             |                      |                     |                   |       |           |             |       |          | 12:05 PM CT |    |   |          |    |    |   |    |
| 69.        | 6/16      |  @ St. Paul     |  |        |             |                      |                     |                   |       |           |             |       |          | 7:07 PM CT  |    |   |          |    |    |   |    |
| 70.        | 6/17      |  @ St. Paul     |  |        |             |                      |                     |                   |       |           |             |       |          | 1:07 PM CT  |    |   |          |    |    |   |    |
| 71.        | 6/18      |  @ St. Paul     |  |        |             |                      |                     |                   |       |           |             |       |          | 7:07 PM CT  |    |   |          |    |    |   |    |
| 72.        | 6/19      |  @ St. Paul     |  |        |             |                      |                     |                   |       |           |             |       |          | 7:07 PM CT  |    |   |          |    |    |   |    |
| 73.        | 6/20      |  @ St. Paul     |  |        |             |                      |                     |                   |       |           |             |       |          | 6:37 PM CT  |    |   |          |    |    |   |    |
| 74.        | 6/21      |  @ St. Paul     |  |        |             |                      |                     |                   |       |           |             |       |          | 2:07 PM CT  |    |   |          |    |    |   |    |



**HITTING**

| SERIES       | OPPONENT   | DATES       | AVG  | G | AB  | R  | H  | TB | 2B | 3B | HR | RBI | BB | IBB | SO | SB | CS | OBP  | SLG  | OPS  | PA  | SAC | SF | HBP | GIDP |
|--------------|--|-------------|------|---|-----|----|----|----|----|----|----|-----|----|-----|----|----|----|------|------|------|-----|-----|----|-----|------|
| Series 1 (L) |  @ Louisville     | 3/27 - 3/29 | .222 | 3 | 108 | 10 | 24 | 32 | 5  | 0  | 1  | 10  | 11 | 0   | 46 | 4  | 0  | .294 | .296 | .590 | 119 | 0   | 0  | 0   | 1    |
| Series 2 (W) |  BUFFALO          | 3/31 - 4/5  | .263 | 6 | 175 | 26 | 46 | 67 | 13 | 1  | 2  | 25  | 20 | 0   | 45 | 5  | 2  | .337 | .383 | .720 | 199 | 0   | 3  | 1   | 2    |
| Series 3 (W) |  @ Iowa           | 4/7 - 4/12  | .262 | 5 | 164 | 27 | 43 | 66 | 9  | 1  | 4  | 27  | 22 | 0   | 38 | 9  | 0  | .354 | .402 | .756 | 193 | 1   | 3  | 3   | 3    |
| Series 4 (W) |  INDIANAPOLIS     | 4/14 - 4/19 | .231 | 6 | 186 | 28 | 43 | 71 | 6  | 2  | 6  | 24  | 22 | 0   | 51 | 6  | 0  | .333 | .382 | .715 | 218 | 1   | 1  | 7   | 4    |
| Series 5 (L) |  @ Toledo         | 4/21 - 4/26 | .180 | 6 | 183 | 17 | 33 | 62 | 6  | 1  | 7  | 16  | 23 | 0   | 56 | 8  | 3  | .279 | .339 | .618 | 208 | 0   | 0  | 2   | 0    |
| Series 6     |  LOUISVILLE       | 4/28 - 5/3  |      |   |     |    |    |    |    |    |    |     |    |     |    |    |    |      |      |      |     |     |    |     |      |
| Series 7     |  @ Indianapolis   | 5/5 - 5/10  |      |   |     |    |    |    |    |    |    |     |    |     |    |    |    |      |      |      |     |     |    |     |      |
| Series 8     |  TOLEDO           | 5/12 - 5/17 |      |   |     |    |    |    |    |    |    |     |    |     |    |    |    |      |      |      |     |     |    |     |      |
| Series 9     |  @ St. Paul       | 5/19 - 5/24 |      |   |     |    |    |    |    |    |    |     |    |     |    |    |    |      |      |      |     |     |    |     |      |
| Series 10    |  MEMPHIS          | 5/26 - 5/31 |      |   |     |    |    |    |    |    |    |     |    |     |    |    |    |      |      |      |     |     |    |     |      |
| Series 11    |  @ Columbus       | 6/2 - 6/7   |      |   |     |    |    |    |    |    |    |     |    |     |    |    |    |      |      |      |     |     |    |     |      |
| Series 12    |  LAS VEGAS        | 6/9 - 6/14  |      |   |     |    |    |    |    |    |    |     |    |     |    |    |    |      |      |      |     |     |    |     |      |
| Series 13    |  @ St. Paul       | 6/16 - 6/21 |      |   |     |    |    |    |    |    |    |     |    |     |    |    |    |      |      |      |     |     |    |     |      |
| Series 14    |  COLUMBUS         | 6/23 - 6/28 |      |   |     |    |    |    |    |    |    |     |    |     |    |    |    |      |      |      |     |     |    |     |      |
| Series 15    |  INDIANAPOLIS     | 6/30 - 7/5  |      |   |     |    |    |    |    |    |    |     |    |     |    |    |    |      |      |      |     |     |    |     |      |
| Series 16    |  @ Louisville     | 7/7 - 7/12  |      |   |     |    |    |    |    |    |    |     |    |     |    |    |    |      |      |      |     |     |    |     |      |
| Series 17    |  LEHIGH VALLEY    | 7/17 - 7/19 |      |   |     |    |    |    |    |    |    |     |    |     |    |    |    |      |      |      |     |     |    |     |      |
| Series 18    |  @ Salt Lake     | 7/21 - 7/26 |      |   |     |    |    |    |    |    |    |     |    |     |    |    |    |      |      |      |     |     |    |     |      |
| Series 19    |  ST. PAUL       | 7/28 - 8/2  |      |   |     |    |    |    |    |    |    |     |    |     |    |    |    |      |      |      |     |     |    |     |      |
| Series 20    |  @ Toledo       | 8/4 - 8/9   |      |   |     |    |    |    |    |    |    |     |    |     |    |    |    |      |      |      |     |     |    |     |      |
| Series 21    |  @ Columbus     | 8/11 - 8/16 |      |   |     |    |    |    |    |    |    |     |    |     |    |    |    |      |      |      |     |     |    |     |      |
| Series 22    |  ROCHESTER      | 8/18 - 8/23 |      |   |     |    |    |    |    |    |    |     |    |     |    |    |    |      |      |      |     |     |    |     |      |
| Series 23    |  @ Iowa         | 8/25 - 8/30 |      |   |     |    |    |    |    |    |    |     |    |     |    |    |    |      |      |      |     |     |    |     |      |
| Series 24    |  ST. PAUL       | 9/1 - 9/6   |      |   |     |    |    |    |    |    |    |     |    |     |    |    |    |      |      |      |     |     |    |     |      |
| Series 25    |  @ Indianapolis | 9/8 - 9/13  |      |   |     |    |    |    |    |    |    |     |    |     |    |    |    |      |      |      |     |     |    |     |      |
| Series 26    |  IOWA           | 9/15 - 9/20 |      |   |     |    |    |    |    |    |    |     |    |     |    |    |    |      |      |      |     |     |    |     |      |

**PITCHING**

| SERIES       | OPPONENT   | DATES       | W | L | ERA  | G | GS | CG | SHO | GF | HLD | SV | SVO | IP   | H  | R  | ER | HR | HB | BB | IBB | SO | AVG  | WP | BK | GIDP |
|--------------|--|-------------|---|---|------|---|----|----|-----|----|-----|----|-----|------|----|----|----|----|----|----|-----|----|------|----|----|------|
| Series 1 (L) |  @ Louisville   | 3/27 - 3/29 | 0 | 3 | 6.04 | 3 | 3  | 0  | 0   | 3  | 0   | 0  | 1   | 25.1 | 31 | 18 | 17 | 2  | 4  | 17 | 1   | 31 | .301 | 6  | 0  | 1    |
| Series 2 (W) |  BUFFALO        | 3/31 - 4/5  | 4 | 2 | 4.86 | 6 | 6  | 0  | 1   | 6  | 4   | 4  | 4   | 50.0 | 45 | 28 | 27 | 6  | 2  | 33 | 0   | 39 | .242 | 2  | 1  | 8    |
| Series 3 (W) |  @ Iowa         | 4/7 - 4/12  | 3 | 2 | 5.49 | 5 | 5  | 0  | 0   | 5  | 0   | 1  | 1   | 41.0 | 35 | 25 | 25 | 5  | 3  | 19 | 0   | 45 | .236 | 5  | 0  | 4    |
| Series 4 (W) |  INDIANAPOLIS   | 4/14 - 4/19 | 4 | 2 | 5.50 | 6 | 6  | 0  | 0   | 6  | 3   | 3  | 4   | 54.0 | 52 | 33 | 33 | 5  | 1  | 46 | 0   | 48 | .261 | 6  | 1  | 11   |
| Series 5 (L) |  @ Toledo       | 4/21 - 4/26 | 1 | 5 | 4.50 | 6 | 6  | 0  | 0   | 6  | 0   | 0  | 1   | 46.0 | 43 | 27 | 23 | 10 | 5  | 25 | 1   | 54 | .240 | 0  | 1  | 2    |
| Series 6     |  LOUISVILLE     | 4/28 - 5/3  |   |   |      |   |    |    |     |    |     |    |     |      |    |    |    |    |    |    |     |    |      |    |    |      |
| Series 7     |  @ Indianapolis | 5/5 - 5/10  |   |   |      |   |    |    |     |    |     |    |     |      |    |    |    |    |    |    |     |    |      |    |    |      |
| Series 8     |  TOLEDO         | 5/12 - 5/17 |   |   |      |   |    |    |     |    |     |    |     |      |    |    |    |    |    |    |     |    |      |    |    |      |
| Series 9     |  @ St. Paul     | 5/19 - 5/24 |   |   |      |   |    |    |     |    |     |    |     |      |    |    |    |    |    |    |     |    |      |    |    |      |
| Series 10    |  MEMPHIS        | 5/26 - 5/31 |   |   |      |   |    |    |     |    |     |    |     |      |    |    |    |    |    |    |     |    |      |    |    |      |
| Series 11    |  @ Columbus     | 6/2 - 6/7   |   |   |      |   |    |    |     |    |     |    |     |      |    |    |    |    |    |    |     |    |      |    |    |      |
| Series 12    |  LAS VEGAS      | 6/9 - 6/14  |   |   |      |   |    |    |     |    |     |    |     |      |    |    |    |    |    |    |     |    |      |    |    |      |
| Series 13    |  @ St. Paul     | 6/16 - 6/21 |   |   |      |   |    |    |     |    |     |    |     |      |    |    |    |    |    |    |     |    |      |    |    |      |
| Series 14    |  COLUMBUS       | 6/23 - 6/28 |   |   |      |   |    |    |     |    |     |    |     |      |    |    |    |    |    |    |     |    |      |    |    |      |
| Series 15    |  INDIANAPOLIS   | 6/30 - 7/5  |   |   |      |   |    |    |     |    |     |    |     |      |    |    |    |    |    |    |     |    |      |    |    |      |
| Series 16    |  @ Louisville   | 7/7 - 7/12  |   |   |      |   |    |    |     |    |     |    |     |      |    |    |    |    |    |    |     |    |      |    |    |      |
| Series 17    |  LEHIGH VALLEY  | 7/17 - 7/19 |   |   |      |   |    |    |     |    |     |    |     |      |    |    |    |    |    |    |     |    |      |    |    |      |
| Series 18    |  @ Salt Lake    | 7/21 - 7/26 |   |   |      |   |    |    |     |    |     |    |     |      |    |    |    |    |    |    |     |    |      |    |    |      |
| Series 19    |  ST. PAUL       | 7/28 - 8/2  |   |   |      |   |    |    |     |    |     |    |     |      |    |    |    |    |    |    |     |    |      |    |    |      |
| Series 20    |  @ Toledo       | 8/4 - 8/9   |   |   |      |   |    |    |     |    |     |    |     |      |    |    |    |    |    |    |     |    |      |    |    |      |
| Series 21    |  @ Columbus     | 8/11 - 8/16 |   |   |      |   |    |    |     |    |     |    |     |      |    |    |    |    |    |    |     |    |      |    |    |      |
| Series 22    |  ROCHESTER      | 8/18 - 8/23 |   |   |      |   |    |    |     |    |     |    |     |      |    |    |    |    |    |    |     |    |      |    |    |      |
| Series 23    |  @ Iowa         | 8/25 - 8/30 |   |   |      |   |    |    |     |    |     |    |     |      |    |    |    |    |    |    |     |    |      |    |    |      |
| Series 24    |  ST. PAUL       | 9/1 - 9/6   |   |   |      |   |    |    |     |    |     |    |     |      |    |    |    |    |    |    |     |    |      |    |    |      |
| Series 25    |  @ Indianapolis | 9/8 - 9/13  |   |   |      |   |    |    |     |    |     |    |     |      |    |    |    |    |    |    |     |    |      |    |    |      |
| Series 26    |  IOWA           | 9/15 - 9/20 |   |   |      |   |    |    |     |    |     |    |     |      |    |    |    |    |    |    |     |    |      |    |    |      |

**SERIES WINS: 3** (2 at Home, 1 on Road)

**SERIES LOSSES: 2** (0 at Home, 2 on Road)

**SERIES SPLITS: 0** (0 at Home, 0 on Road)





**2026 STORM CHASERS BY MONTH**

| HITTING      |             |           |            |            |            |            |           |          |           |            |            |          |            |           |          |             |             |             |          |          |           |           |            |
|--------------|-------------|-----------|------------|------------|------------|------------|-----------|----------|-----------|------------|------------|----------|------------|-----------|----------|-------------|-------------|-------------|----------|----------|-----------|-----------|------------|
| MONTH        | AVG         | G         | AB         | R          | H          | TB         | 2B        | 3B       | HR        | RBI        | BB         | IBB      | SO         | SB        | CS       | OBP         | SLG         | OPS         | SAC      | SF       | HBP       | GDP       | LOB        |
| MARCH        | .241        | 4         | 145        | 14         | 35         | 47         | 9         | 0        | 1         | 13         | 14         | 0        | 58         | 4         | 1        | .308        | .324        | .632        | 0        | 0        | 0         | 1         | 35         |
| APRIL        | .225        | 25        | 768        | 104        | 173        | 282        | 32        | 7        | 21        | 99         | 98         | 0        | 204        | 31        | 5        | .320        | .367        | .687        | 2        | 8        | 13        | 9         | 168        |
| MAY          | .304        | 2         | 69         | 13         | 21         | 36         | 6         | 0        | 3         | 13         | 5          | 0        | 22         | 4         | 1        | .347        | .522        | .869        | 0        | 1        | 0         | 1         | 11         |
| JUNE         |             |           |            |            |            |            |           |          |           |            |            |          |            |           |          |             |             |             |          |          |           |           |            |
| JULY         |             |           |            |            |            |            |           |          |           |            |            |          |            |           |          |             |             |             |          |          |           |           |            |
| AUGUST       |             |           |            |            |            |            |           |          |           |            |            |          |            |           |          |             |             |             |          |          |           |           |            |
| SEPTEMBER    |             |           |            |            |            |            |           |          |           |            |            |          |            |           |          |             |             |             |          |          |           |           |            |
| <b>TOTAL</b> | <b>.233</b> | <b>31</b> | <b>982</b> | <b>131</b> | <b>229</b> | <b>365</b> | <b>47</b> | <b>7</b> | <b>25</b> | <b>125</b> | <b>117</b> | <b>0</b> | <b>284</b> | <b>39</b> | <b>7</b> | <b>.320</b> | <b>.372</b> | <b>.692</b> | <b>2</b> | <b>9</b> | <b>13</b> | <b>11</b> | <b>214</b> |

| PITCHING     |           |           |             |           |           |          |          |           |          |          |           |              |            |            |            |           |           |            |            |           |          |             |             |
|--------------|-----------|-----------|-------------|-----------|-----------|----------|----------|-----------|----------|----------|-----------|--------------|------------|------------|------------|-----------|-----------|------------|------------|-----------|----------|-------------|-------------|
| MONTH        | W         | L         | ERA         | G         | GS        | CG       | SHO      | GF        | HLD      | SV       | SVO       | IP           | H          | R          | ER         | HR        | HB        | BB         | SO         | WP        | BK       | WHIP        | AVG         |
| MARCH        | 0         | 4         | 6.03        | 4         | 4         | 0        | 0        | 4         | 0        | 0        | 1         | 34.1         | 41         | 24         | 23         | 3         | 5         | 21         | 37         | 7         | 1        | 1.81        | .297        |
| APRIL        | 13        | 12        | 4.91        | 25        | 25        | 0        | 1        | 25        | 7        | 8        | 11        | 209.0        | 194        | 124        | 114        | 28        | 11        | 128        | 203        | 12        | 2        | 1.54        | .249        |
| MAY          | 1         | 1         | 6.00        | 2         | 2         | 0        | 0        | 2         | 2        | 0        | 0         | 18.0         | 23         | 13         | 12         | 2         | 1         | 8          | 18         | 2         | 0        | 1.72        | .307        |
| JUNE         |           |           |             |           |           |          |          |           |          |          |           |              |            |            |            |           |           |            |            |           |          |             |             |
| JULY         |           |           |             |           |           |          |          |           |          |          |           |              |            |            |            |           |           |            |            |           |          |             |             |
| AUGUST       |           |           |             |           |           |          |          |           |          |          |           |              |            |            |            |           |           |            |            |           |          |             |             |
| SEPTEMBER    |           |           |             |           |           |          |          |           |          |          |           |              |            |            |            |           |           |            |            |           |          |             |             |
| <b>TOTAL</b> | <b>14</b> | <b>17</b> | <b>5.13</b> | <b>31</b> | <b>31</b> | <b>0</b> | <b>1</b> | <b>31</b> | <b>9</b> | <b>8</b> | <b>12</b> | <b>261.1</b> | <b>258</b> | <b>161</b> | <b>149</b> | <b>33</b> | <b>17</b> | <b>157</b> | <b>258</b> | <b>21</b> | <b>3</b> | <b>1.59</b> | <b>.260</b> |

| STARTING PITCHERS |          |           |             |           |           |          |          |          |              |            |           |           |           |           |           |           |          |          |             |             |            |           |          |
|-------------------|----------|-----------|-------------|-----------|-----------|----------|----------|----------|--------------|------------|-----------|-----------|-----------|-----------|-----------|-----------|----------|----------|-------------|-------------|------------|-----------|----------|
| MONTH             | W        | L         | ERA         | G         | GS        | CG       | SHO      | QS       | IP           | H          | R         | ER        | HR        | HBP       | BB        | SO        | WP       | BK       | WHIP        | AVG         | TBF        | BR        | BRS      |
| MARCH             | 0        | 3         | 9.45        | 4         | 4         | 0        | 0        | 0        | 13.1         | 19         | 14        | 14        | 2         | 3         | 7         | 10        | 3        | 0        | 1.95        | .345        | 68         | 2         | 1        |
| APRIL             | 1        | 8         | 5.10        | 25        | 25        | 0        | 0        | 0        | 90.0         | 96         | 56        | 51        | 16        | 7         | 50        | 77        | 2        | 2        | 1.62        | .278        | 405        | 9         | 2        |
| MAY               | 0        | 1         | 14.29       | 2         | 2         | 0        | 0        | 0        | 5.2          | 12         | 9         | 9         | 1         | 1         | 5         | 2         | 1        | 0        | 3.00        | .414        | 35         | 4         | 1        |
| JUNE              |          |           |             |           |           |          |          |          |              |            |           |           |           |           |           |           |          |          |             |             |            |           |          |
| JULY              |          |           |             |           |           |          |          |          |              |            |           |           |           |           |           |           |          |          |             |             |            |           |          |
| AUGUST            |          |           |             |           |           |          |          |          |              |            |           |           |           |           |           |           |          |          |             |             |            |           |          |
| SEPTEMBER         |          |           |             |           |           |          |          |          |              |            |           |           |           |           |           |           |          |          |             |             |            |           |          |
| <b>TOTAL</b>      | <b>1</b> | <b>12</b> | <b>6.11</b> | <b>31</b> | <b>31</b> | <b>0</b> | <b>0</b> | <b>0</b> | <b>109.0</b> | <b>127</b> | <b>79</b> | <b>74</b> | <b>19</b> | <b>11</b> | <b>62</b> | <b>89</b> | <b>6</b> | <b>2</b> | <b>1.73</b> | <b>.296</b> | <b>508</b> | <b>15</b> | <b>4</b> |

| RELIEF PITCHERS |           |          |             |           |           |          |          |           |              |            |           |           |           |          |           |            |           |          |             |             |            |           |           |
|-----------------|-----------|----------|-------------|-----------|-----------|----------|----------|-----------|--------------|------------|-----------|-----------|-----------|----------|-----------|------------|-----------|----------|-------------|-------------|------------|-----------|-----------|
| MONTH           | W         | L        | ERA         | G         | GF        | HLD      | SV       | SVO       | IP           | H          | R         | ER        | HR        | HBP      | BB        | SO         | WP        | BK       | WHIP        | AVG         | TBF        | IR        | IRS       |
| MARCH           | 0         | 1        | 3.86        | 4         | 4         | 0        | 0        | 1         | 21.0         | 22         | 10        | 9         | 1         | 2        | 14        | 27         | 4         | 1        | 1.71        | .265        | 100        | 6         | 1         |
| APRIL           | 12        | 4        | 4.76        | 25        | 25        | 7        | 8        | 11        | 119.0        | 98         | 68        | 63        | 12        | 4        | 78        | 126        | 10        | 0        | 1.48        | .225        | 521        | 28        | 10        |
| MAY             | 1         | 0        | 2.19        | 2         | 2         | 2        | 0        | 0         | 12.1         | 11         | 4         | 3         | 1         | 0        | 3         | 16         | 1         | 0        | 1.14        | .239        | 49         | 4         | 1         |
| JUNE            |           |          |             |           |           |          |          |           |              |            |           |           |           |          |           |            |           |          |             |             |            |           |           |
| JULY            |           |          |             |           |           |          |          |           |              |            |           |           |           |          |           |            |           |          |             |             |            |           |           |
| AUGUST          |           |          |             |           |           |          |          |           |              |            |           |           |           |          |           |            |           |          |             |             |            |           |           |
| SEPTEMBER       |           |          |             |           |           |          |          |           |              |            |           |           |           |          |           |            |           |          |             |             |            |           |           |
| <b>TOTAL</b>    | <b>13</b> | <b>5</b> | <b>4.43</b> | <b>31</b> | <b>31</b> | <b>9</b> | <b>8</b> | <b>12</b> | <b>152.1</b> | <b>131</b> | <b>82</b> | <b>75</b> | <b>14</b> | <b>6</b> | <b>95</b> | <b>169</b> | <b>15</b> | <b>1</b> | <b>1.48</b> | <b>.232</b> | <b>670</b> | <b>38</b> | <b>12</b> |

**2026 STORM CHASERS BY HALF**

| HITTING  |      |    |     |     |     |     |    |    |    |     |     |     |     |    |    |      |      |      |     |    |     |     |     |
|----------|------|----|-----|-----|-----|-----|----|----|----|-----|-----|-----|-----|----|----|------|------|------|-----|----|-----|-----|-----|
| MONTH    | AVG  | G  | AB  | R   | H   | TB  | 2B | 3B | HR | RBI | BB  | IBB | SO  | SB | CS | OBP  | SLG  | OPS  | SAC | SF | HBP | GDP | LOB |
| 1ST HALF | .233 | 31 | 982 | 131 | 229 | 365 | 47 | 7  | 25 | 125 | 117 | 0   | 284 | 39 | 7  | .320 | .372 | .692 | 2   | 9  | 13  | 11  | 214 |
| 2ND HALF |      |    |     |     |     |     |    |    |    |     |     |     |     |    |    |      |      |      |     |    |     |     |     |

| PITCHING |    |    |      |    |    |    |     |    |     |    |     |       |     |     |     |    |    |     |     |    |    |      |      |
|----------|----|----|------|----|----|----|-----|----|-----|----|-----|-------|-----|-----|-----|----|----|-----|-----|----|----|------|------|
| MONTH    | W  | L  | ERA  | G  | GS | CG | SHO | GF | HLD | SV | SVO | IP    | H   | R   | ER  | HR | HB | BB  | SO  | WP | BK | WHIP | AVG  |
| 1ST HALF | 14 | 17 | 5.13 | 31 | 31 | 0  | 1   | 31 | 9   | 8  | 12  | 261.1 | 258 | 161 | 149 | 33 | 17 | 157 | 258 | 21 | 3  | 1.59 | .260 |
| 2ND HALF |    |    |      |    |    |    |     |    |     |    |     |       |     |     |     |    |    |     |     |    |    |      |      |

| STARTING PITCHERS |   |    |      |    |    |    |     |    |       |     |    |    |    |     |    |    |    |    |      |      |     |    |     |
|-------------------|---|----|------|----|----|----|-----|----|-------|-----|----|----|----|-----|----|----|----|----|------|------|-----|----|-----|
| MONTH             | W | L  | ERA  | G  | GS | CG | SHO | QS | IP    | H   | R  | ER | HR | HBP | BB | SO | WP | BK | WHIP | AVG  | TBF | BR | BRS |
| 1ST HALF          | 1 | 12 | 6.11 | 31 | 31 | 0  | 0   | 0  | 109.0 | 127 | 79 | 74 | 19 | 11  | 62 | 89 | 6  | 2  | 1.73 | .296 | 508 | 15 | 4   |
| 2ND HALF          |   |    |      |    |    |    |     |    |       |     |    |    |    |     |    |    |    |    |      |      |     |    |     |

| RELIEF PITCHERS |    |   |      |    |    |     |    |     |       |     |    |    |    |     |    |     |    |    |      |      |     |    |     |
|-----------------|----|---|------|----|----|-----|----|-----|-------|-----|----|----|----|-----|----|-----|----|----|------|------|-----|----|-----|
| MONTH           | W  | L | ERA  | G  | GF | HLD | SV | SVO | IP    | H   | R  | ER | HR | HBP | BB | SO  | WP | BK | WHIP | AVG  | TBF | IR | IRS |
| 1ST HALF        | 13 | 5 | 4.43 | 31 | 31 | 9   | 8  | 12  | 152.1 | 131 | 82 | 75 | 14 | 6   | 95 | 169 | 15 | 1  | 1.48 | .232 | 670 | 38 | 12  |
| 2ND HALF        |    |   |      |    |    |     |    |     |       |     |    |    |    |     |    |     |    |    |      |      |     |    |     |

**2026 STORM CHASER AWARD WINNERS (1)**

**INTERNATIONAL LEAGUE PLAYER OF THE WEEK (1)**

| PLAYER    | DATES         | AVG  | G | AB | PA | R | H | TB | 2B | 3B | HR | RBI | BB | IBB | SO | SB   | CS   | OBP   | SLG | OPS | SAC | SF | HBP | GDP |
|-----------|---------------|------|---|----|----|---|---|----|----|----|----|-----|----|-----|----|------|------|-------|-----|-----|-----|----|-----|-----|
| John Rave | April 6 to 12 | .474 | 5 | 19 | 7  | 9 | 3 | 0  | 2  | 9  | 3  | 0   | 4  | 2   | 0  | .500 | .947 | 1.447 | 24  | 0   | 0   | 2  | 0   | 0   |

**INTERNATIONAL LEAGUE PITCHER OF THE WEEK (0)**

| PLAYER | DATES | W | L | ERA | G | GS | CG | SHO | GF | HLD | SV | SVO | IP | H | R | ER | HR | HB | BB | IBB | SO | WHIP | AVG | WP | BK | GDP |
|--------|-------|---|---|-----|---|----|----|-----|----|-----|----|-----|----|---|---|----|----|----|----|-----|----|------|-----|----|----|-----|
|--------|-------|---|---|-----|---|----|----|-----|----|-----|----|-----|----|---|---|----|----|----|----|-----|----|------|-----|----|----|-----|

**INTERNATIONAL LEAGUE PLAYER OF THE MONTH (0)**

| PLAYER | MONTH | AVG | G | AB | R | H | TB | 2B | 3B | HR | RBI | BB | IBB | SO | SB | CS | OBP | SLG | OPS | PA | SAC | SF | HBP | GDP |
|--------|-------|-----|---|----|---|---|----|----|----|----|-----|----|-----|----|----|----|-----|-----|-----|----|-----|----|-----|-----|
|--------|-------|-----|---|----|---|---|----|----|----|----|-----|----|-----|----|----|----|-----|-----|-----|----|-----|----|-----|-----|

**INTERNATIONAL LEAGUE PITCHER OF THE MONTH (0)**

| PLAYER | MONTH | W | L | ERA | G | GS | CG | SHO | GF | HLD | SV | SVO | IP | H | R | ER | HR | HB | BB | IBB | SO | WHIP | AVG | WP | BK | GDP |
|--------|-------|---|---|-----|---|----|----|-----|----|-----|----|-----|----|---|---|----|----|----|----|-----|----|------|-----|----|----|-----|
|--------|-------|---|---|-----|---|----|----|-----|----|-----|----|-----|----|---|---|----|----|----|----|-----|----|------|-----|----|----|-----|

| #         | PITCHERS (22)           | ACTIVE DATES               | CURRENT TEAM (IF NOT OMAHA)                   |
|-----------|-------------------------|----------------------------|---|
| 58        | Luinder Avila           | 3/27-4/2 , 4/9-4/27        | KANSAS CITY ROYALS                            |
| 36        | Ryan Bergert            | 3/27-4/9                   | Omaha Storm Chasers 7-day Injured List        |
| 37        | Mason Black             | 3/27-4/18                  | KANSAS CITY ROYALS                            |
| <b>55</b> | <b>Ethan Bosacker</b>   | 4/2-                       |   |
| <b>63</b> | <b>Eric Cerantola</b>   | 3/27-                      |   |
| <b>64</b> | <b>Steven Cruz</b>      | 3/27-3/31 , 4/9-           |   |
| <b>33</b> | <b>Jose Cuas</b>        | 3/27-                      |   |
| <b>44</b> | <b>Bailey Falter</b>    | 4/15-                      |   |
| <b>54</b> | <b>Anthony Gose</b>     | 4/28-                      |   |
| 61        | Brandon Johnson         | 3/27-4/20                  | Northwest Arkansas Naturals (Royals Double-A) |
| <b>56</b> | <b>Stephen Kolek</b>    | 4/14-                      |   |
| 22        | Ben Kudrna              | 3/27-4/5                   | Omaha Storm Chasers 7-day Injured List        |
| <b>40</b> | <b>Chazz Martinez</b>   | 4/7-                       |   |
| <b>34</b> | <b>Eli Morgan</b>       | 3/27-4/3 , 4/5-4/8 , 4/27- |   |
| <b>47</b> | <b>Helcris Olivarez</b> | 3/27-                      |   |
| <b>32</b> | <b>Shane Panzini</b>    | 3/27-                      |   |
| <b>57</b> | <b>Andrew Pérez</b>     | 4/2-                       |   |
| <b>53</b> | <b>Ryan Ramsey</b>      | 3/27-                      |   |
| <b>41</b> | <b>Aaron Sanchez</b>    | 3/27-                      |   |
| <b>52</b> | <b>Ben Sears</b>        | 4/10-                      |   |
| <b>45</b> | <b>Mitch Spence</b>     | 3/27-4/8                   |   |
| <b>43</b> | <b>Beck Way</b>         | 3/27-                      |   |
| #         | CATCHERS (4)            | ACTIVE DATES               | CURRENT TEAM (IF NOT OMAHA)                   |
| 48        | Elias Diaz              | 3/27-4/18                  | KANSAS CITY ROYALS                            |
| <b>60</b> | <b>Luke Maile</b>       | 4/21-                      |   |
| <b>17</b> | <b>Elih Marrero</b>     | 3/27-4/1 , 4/4-4/7 , 4/14- |   |
| <b>11</b> | <b>Luca Tresh</b>       | 3/27-                      |   |
| #         | INFIELDERS (11)         | ACTIVE DATES               | CURRENT TEAM (IF NOT OMAHA)                   |
| <b>25</b> | <b>Colton Becker</b>    | 5/2-                       |   |
| 24        | Brandon Drury           | 3/27-4/25                  | Omaha Storm Chasers Development List          |
| <b>6</b>  | <b>Dustin Dickerson</b> | 4/28-                      |   |
| 16        | Connor Kaiser           | 3/27-4/24                  | Omaha Storm Chasers 7-day Injured List        |
| 12        | Nick Loftin             | 4/7-4/19                   | KANSAS CITY ROYALS                            |
| 18        | Michael Massey          | 3/31-4/5                   | KANSAS CITY ROYALS                            |
| <b>28</b> | <b>Kevin Newman</b>     | 3/27-                      |   |
| <b>4</b>  | <b>Josh Rojas</b>       | 3/27-                      |   |
| <b>3</b>  | <b>Tyler Tolbert</b>    | 4/19-                      |   |
| <b>21</b> | <b>Abraham Toro</b>     | 3/27-                      |   |
| 1         | Peyton Wilson           | 3/27-4/11                  | Omaha Storm Chasers 7-day Injured List        |
| #         | OUTFIELDERS (4)         | ACTIVE DATES               | CURRENT TEAM (IF NOT OMAHA)                   |
| <b>9</b>  | <b>Gavin Cross</b>      | 3/27-                      |   |
| <b>26</b> | <b>Kameron Misner</b>   | 3/27-                      |   |
| <b>2</b>  | <b>John Rave</b>        | 3/27-                      |   |
| <b>8</b>  | <b>Drew Waters</b>      | 3/31-                      |   |

Active Players = Bold

MLB Rehab Appearances = Red Dates

TRIPLE-A OMAHA FRANCHISE RETIRED NUMBERS

- 5** GEORGE BRETT – Omaha Royals Infielder (1973-1974) *Number Retired Across Royals Organization*
- 10** DICK HOWSER – Kansas City Royals Manager (1981-1987) *Number Retired Across Royals Organization*
- 20** FRANK WHITE – Omaha Royals Infielder (1973) *Number Retired Across Royals Organization*
- 23** MIKE JIRSCHLE – Omaha Manager (1995-1997, 2003-2013, 2023-2025)
- 27** BRIAN POLDBERG – Omaha Manager (2014-2021)
- 31** JACK McKEON – Inaugural Omaha Manager (1969-1973)
- 42** JACKIE ROBINSON – First Black player in MLB history *Number Retired Across Baseball*



**QUICK FACTS**

**GENERAL INFORMATION**

Location.....Papillion, Nebraska  
 Founded.....2011 (1969-2010: Omaha Royals/Golden Spikes)  
 Colors ....Royal Blue (PMS 288), Gold (PMS 872), Light Blue (PMS 292)  
 League .....International League (Since 2021)  
 Ownership.....Diamond Baseball Holdings (Since 2024)  
 President & General Manager.....Martie Cordaro

**TEAM INFORMATION**

2025 Overall Record.....62-86 (.419 / T-17<sup>th</sup> in IL)  
 2025 1st Half Record .....31-43 (.419 / 15<sup>th</sup> in IL)  
 2025 2nd Half Record.....31-43 (.419 / 17<sup>th</sup> in IL)  
 Overall Franchise Record.....3,992-3,990 (.501)  
 Storm Chasers Record (2011-Pres.) .....1,017-1,010 (.501)  
 Home Record (Werner Park).....534-481 (.526)  
 International League Record (2021-Pres.).....377-373 (.503)  
 Franchise Playoff Record.....57-56 (.504)

**STADIUM INFORMATION**

Facility .....Werner Park (Since November 11, 2010)  
 Year Opened.....2011  
 First Storm Chasers Game...April 16, 2011 vs. Nashville Sounds  
 Capacity.....9,023 (6,254 Fixed Seats)  
 Dimensions.....LF 310, CF 402, RF 315

**PRO-NUN-SEE-AY-SHUNS**

**PLAYERS**

11 LUCA Tresh.....*loo-cuh*  
 16 Connor KAISER.....*ky-zurr*  
 17 ELIH MARRERO.....*EE-lie muh-RARE-ro*  
 24 Brandon DRURY.....*drur-ee*  
 26 Kameron MISNER.....*MIYZ-ner*  
 32 Shane PANZINI.....*pan-zee-nee*  
 33 Jose CUAS.....*kwas*  
 47 HELCRIS OLIVÁREZ.....*hell-crees oh-lee-vah-rez*  
 54 Anthony GOSE.....*gohz*  
 55 Ethan BOSACKER.....*BO-sack-er*  
 56 Stephen KOLEK.....*COLE-ick*  
 58 LUINDER AVILA.....*loo-ween-der AH-vee-luh*  
 60 Luke MAILE.....*MAY-lee*  
 63 Eric CERANTOLA.....*sair-ann-TOE-la*

**COACHES**

Tripp KEISTER.....*KEY-sterr*  
 David LUNDQUIST.....*LUND-kwist*  
 BIJAN RADEMACHER.....*bee-JAHN rah-da-MAKE-er*



SCAN FOR PRONUNCIATION AUDIO

**OMAHA ALUMNI 2026 MLB DEBUTS**

| 2026 # | PLAYER (OMA SEASONS)     | MLB DEBUT / TEAM                          |
|--------|--------------------------|---|
| 1.     | RHP Ryan Weiss (2022-23) | 3/27/26 vs. LAA (1.0 IP, 1 ER, 2 K) / HOU |
| 2.     |                          |   |

**FIELD AND SUPPORT STAFF**

Manager.....#13 Patrick Osborn (2<sup>nd</sup> Year in Omaha, 1<sup>st</sup> as Manager, 2<sup>nd</sup> with KC)  
 All Time Minor League Managerial Record.....389-326 (.544)  
 Pitching Coach.....Dane Johnson (7<sup>th</sup> Year in Omaha, 7<sup>th</sup> with KC)  
 Asst. Pitching Coach.....Dave Lundquist (3<sup>rd</sup> Year in Omaha, 3<sup>rd</sup> with KC)  
 Hitting Coach.....#14 Bijan Rademacher (4<sup>th</sup> Year in Omaha, 4<sup>th</sup> with KC)  
 Assistant Coach.....#17 Tripp Keister (2<sup>nd</sup> Year in Omaha, 3<sup>rd</sup> with KC)  
 Athletic Trainer.....James Stone (7<sup>th</sup> Year in Omaha, 16<sup>th</sup> with KC)  
 Athletic Trainer.....Amanda Gallone (2<sup>nd</sup> Year in Omaha, 2<sup>nd</sup> with KC)  
 Strength & Conditioning.....CJ Mikkelsen (3<sup>rd</sup> Year in Omaha, 7<sup>th</sup> with KC)  
 Clubhouse Coordinator.....Mike Brown (20<sup>th</sup> Year in Omaha, 20<sup>th</sup> with KC)  
 Asst. Video Coordinator.....Ben Nicholas (3<sup>rd</sup> Year in Omaha, 4<sup>th</sup> with KC)  
 Nutrition Fellow.....Alyssa Druey (1<sup>st</sup> Year in Omaha, 1<sup>st</sup> with KC)  
 Bullpen Catcher.....Josh Mazur (15<sup>th</sup> Year in Omaha, 15<sup>th</sup> with KC)

**2026 UNIFORM RECORDS**

**STANDARD UNIFORMS (AUTHENTIC COLLECTION)**

**SPECIALTY/THEME UNIFORMS**

|  |  |  |  |   |  |  |  |  |                                       |   |   |  |
|--|--|--|--|---|--|--|--|--|---------------------------------------|---|---|--|
| <br><b>Blue Vortex (4-4)</b><br>Home: 4-4<br>Road: 0-0 | <br><b>Blue O-Bolt (4-10)</b><br>Home: 0-0<br>Road: 4-10 | <br><b>Powder SC (2-1)</b><br>Home: 2-1<br>Road: 0-0   | <br><b>Throwback (4-1)</b><br>Home: 4-1<br>Road: 0-0   | <br><b>Black O-Bolt (0-1)</b><br>Home: 0-1<br>Road: 0-0 | <b>Patriotic</b><br>Home: 0-0<br>Road: 0-0     | <b>Runza</b><br>Home: 0-0<br>Road: 0-0     |  |  |                                       |   |   |  |
| <br><b>Home White (4-4)</b><br>Home: 4-4<br>Road: 0-0  | <br><b>Road Grey (3-9)</b><br>Home: 0-0<br>Road: 3-9     | <br><b>Blue O-Bolt (1-1)</b><br>Home: 0-0<br>Road: 1-1 | <br><b>Powder Blue (2-1)</b><br>Home: 2-1<br>Road: 0-0 | <br><b>Throwback (4-1)</b><br>Home: 4-1<br>Road: 0-0    | <br><b>Community</b><br>Home: 0-0<br>Road: 0-0 | <b>Patriotic</b><br>Home: 0-0<br>Road: 0-0 | <b>Runza</b><br>Home: 0-0<br>Road: 0-0 | <br><b>Star Wars (0-1)</b><br>Home: 0-1<br>Road: 0-0 | <b>Pink</b><br>Home: 0-0<br>Road: 0-0 | <br><b>Corn</b><br>Home: 0-0<br>Road: 0-0 | <b>Harry Potter</b><br>Home: 0-0<br>Road: 0-0 |  |

**RECENT TRANSACTIONS**

| DATE | PLAYER                           | TRANSACTION  | DATE | PLAYER                             | TRANSACTION   |
|------|----------------------------------|--|------|------------------------------------|---|
| 1.   | 3/29 + OF <b>Drew Waters</b>     | Sent outright to Omaha                                     | 21.  | 4/10 + RHP <b>Ben Sears</b>        | Transferred to Omaha from NW Arkansas (AA)                  |
| 2.   | 3/31 + INF <b>Michael Massey</b> | Sent to Omaha for Major League Rehab Assignment            | 22.  | 4/12 - INF <b>Peyton Wilson</b>    | Placed on the 7-day Injured List                            |
| 3.   | 4/1 - RHP <b>Steven Cruz</b>     | Recalled by KANSAS CITY                                    | 23.  | 4/14 + C <b>Elih Marrero</b>       | Reinstated from the Development List                        |
| 4.   | 4/2 - C <b>Elih Marrero</b>      | Placed on Development List                                 | 24.  | + RHP <b>Stephen Kolek</b>         | Sent to Omaha for Major League Rehab Assignment             |
| 5.   | + LHP <b>Andrew Pérez</b>        | Transferred to Omaha from NW Arkansas (AA)                 | 25.  | 4/15 + LHP <b>Bailey Falter</b>    | Sent to Omaha for Major League Rehab Assignment             |
| 6.   | + RHP <b>Ethan Bosacker</b>      | Transferred to Omaha from NW Arkansas (AA)                 | 26.  | 4/19 - RHP <b>Mason Black</b>      | Recalled by KANSAS CITY                                     |
| 7.   | 4/1 - RHP <b>Luinder Avila</b>   | Recalled by KANSAS CITY                                    | 27.  | - C <b>Elias Díaz</b>              | Selected by KANSAS CITY                                     |
| 8.   | 4/4 + C <b>Elih Marrero</b>      | Reinstated from Development List                           | 28.  | + RHP <b>Mitch Spence</b>          | Optioned to Omaha   |
| 9.   | - RHP <b>Eli Morgan</b>          | Recalled by KANSAS CITY                                    | 29.  | + INF <b>Tyler Tolbert</b>         | Optioned to Omaha   |
| 10.  | + RHP <b>Eli Morgan</b>          | Optioned to Omaha  | 30.  | 4/20 - INF <b>Nick Loftin</b>      | Recalled by KANSAS CITY                                     |
| 11.  | 4/6 - INF <b>Michael Massey</b>  | Returned to KANSAS CITY from Major League Rehab Assignment | 31.  | 4/21 - RHP <b>Brandon Johnson</b>  | Transferred to NW Arkansas (AA) from Omaha                  |
| 12.  | + INF <b>Nick Loftin</b>         | Optioned to Omaha  | 32.  | - C <b>Jorge Alfaro</b>            | Transferred to NW Arkansas (AA) from Omaha Development List |
| 13.  | - RHP <b>Ben Kudrna</b>          | Placed on 7-Day Injured List                               | 33.  | + C <b>Luke Maile</b>              | Transferred to Omaha from ACL Royals (R)                    |
| 14.  | 4/7 + LHP <b>Chazz Martinez</b>  | Reinstated from 7-Day Injured List                         | 34.  | 4/25 - INF <b>Connor Kaiser</b>    | Placed on the 7-day Injured List                            |
| 15.  | 4/8 - C <b>Elih Marrero</b>      | Placed on Development List                                 | 35.  | 4/26 - INF <b>Brandon Drury</b>    | Placed on the Development List                              |
| 16.  | 4/9 - RHP <b>Eli Morgan</b>      | Recalled by KANSAS CITY                                    | 36.  | + RHP <b>Eli Morgan</b>            | Optioned to Omaha   |
| 17.  | - RHP <b>Mitch Spence</b>        | Recalled by KANSAS CITY                                    | 37.  | 4/28 + INF <b>Dustin Dickerson</b> | Transferred to Omaha from NW Arkansas (AA)                  |
| 18.  | + RHP <b>Steven Cruz</b>         | Optioned to Omaha  | 38.  | + LHP <b>Anthony Gose</b>          | Signed as a Minor League Free Agent and assigned to Omaha   |
| 19.  | + RHP <b>Luinder Avila</b>       | Optioned to Omaha  | 39.  | - RHP <b>Luinder Avila</b>         | Recalled by KANSAS CITY                                     |
| 20.  | + RHP <b>Ryan Bergert</b>        | Placed on the 7-day Injured List                           | 40.  | 5/2 + INF <b>Colton Becker</b>     | Transferred to Omaha from NW Arkansas (AA)                  |

**40 DIFFERENT PLAYERS HAVE APPEARED IN A GAME FOR OMAHA IN 2026: 18 HITTERS, 22 PITCHERS**

**2026 BREAKING ROSTER**

**Pitchers (15):** RHP Luinder Avila, RHP Ryan Bergert, RHP Mason Black, RHP Eric Cerantola, RHP Jose Cuas, RHP Steven Cruz, RHP Brandon Johnson, RHP Ben Kudrna, RHP Eli Morgan, LHP Helcris Olivárez, RHP Shane Panzini, LHP Ryan Ramsey, RHP Aaron Sanchez, RHP Mitch Spence, RHP Beck Way

**Catchers (3):** Elias Díaz, Elih Marrero, Luca Tresh

**Infielders (6):** Brandon Drury, Connor Kaiser, Kevin Newman, Josh Rojas, Abraham Toro, Peyton Wilson

**Outfielders (3):** Gavin Cross, Kameron Misner, John Rave