



**SOD  
POODLES  
BASEBALL  
CLUB**

# NEWS & NOTES

**HODGETOWN**

**715 S. BUCHANAN ST**

**AMARILLO, TEXAS 79101**

**806-803-7762**

**TWITTER: @SODPOODLES**

Sod Poodles PR Department: Director, Cory Hilborne - CoryH@SodPoodles.com, 806-803-9614

**Midland RockHounds (45-40, 13-13)**

**RHP Joey Estes (6-6, 3.35 ERA)**

**VS.**

**Amarillo Sod Poodles (50-45, 16-10)**

**RHP Chad Patrick (3-7, 5.08 ERA)**

Sunday, July 30, 2023 • 1:00 PM CT • Momentum Bank Ballpark • Radio: KVWE-102.9 FM • Game 96 • Road Game 51

## UPCOMING GAMES

DAY	DATE	OPPONENT	PROBABLE PITCHERS	TIME (CT)	RADIO
Tues	Aug 1	vs CC	TBA vs. TBA	7:05 PM	KVWE-102.9 FM
Wed	Aug 2	vs CC	TBA vs. TBA	7:05 PM	KVWE-102.9 FM
Thurs	Aug 3	vs CC	TBA vs. TBA	7:05 PM	KVWE-102.9 FM

## SEASON RESULTS

Date	Site	Result
5/9	MID	L, 11-9
5/10	MID	W, 6-3
5/11	MID	L, 16-6
5/12	MID	L, 6-1
5/14 (1)	MID	W, 10-1 (7)
5/14 (2)	MID	L, 13-1 (7)
6/6	@MID	W, 8-4
6/7	@MID	W, 4-0
6/8	@MID	W, 12-3
6/9	@MID	W, 7-5
6/10	@MID	W, 13-10
6/11	@MID	W, 4-1
7/25	@MID	L, 7-5
7/26	@MID	W, 9-1
7/27	@MID	L, 4-1
7/28	@MID	L, 10-9
7/29	@MID	W, 7-3

## MIDLAND SERIES CAPSULE

2023 at Home: 2-4  
2023 on Road: 8-3  
All-Time at Home: 26-23  
All-Time on Road: 29-20  
All-Time Totals: 55-43

## STREAKS

Last 5 Games: 2-3  
Last 10 Games: 5-5  
Longest 2023 Winning Streak: 7  
Longest 2023 Losing Streak: 4 (2x)  
All-Time W/L: 248-240

## LEAGUE STANDINGS

### TEXAS LEAGUE 2ND HALF

North (W-L-PCT-GB)		
ARKANSAS	14-11	.560 -
NW ARKANSAS	14-11	.560 -
SPRINGFIELD	13-13	.500 1.5
WICHITA	11-15	.423 3.5
TULSA	9-17	.346 5.5
South (W-L-PCT-GB)		
AMARILLO	16-10	.615 -
CORPUS CHRISTI	16-10	.615 -
FRISCO	14-12	.538 2.0
MIDLAND	13-13	.500 3.0
SAN ANTONIO	9-17	.346 7.0

### OVERALL

North (W-L-PCT-GB)		
*ARKANSAS	59-35	.628 -
TULSA	50-45	.526 9.5
SPRINGFIELD	47-48	.495 12.5
NW ARKANSAS	43-51	.457 16.0
WICHITA	39-55	.415 20.0
South (W-L-PCT-GB)		
AMARILLO	50-45	.526 -
CORPUS CHRISTI	49-46	.516 1.0
*SAN ANTONIO	46-49	.484 4.0
FRISCO	45-49	.479 4.5
MIDLAND	45-50	.474 5.0

\* Clinched 1st half

## TEAM LEADERS

AVERAGE: 268 - Vukovich  
HITS: 84 - Vukovich  
2B: 19 - Lawlar  
TRIPLES: 6 - Roberts  
HOME RUNS: 18 - Vukovich  
RBI: 69 - Vukovich  
OPS: .872 - Roberts  
STOLEN BASES: 28 - Lawlar  
SO (P): 107 - Albright  
SAVES: 7 - Backhus  
ERA: 4.23 - Pope  
WINS: 6 - Albright

## ATTENDANCE

Last: 5,174  
Total: 233,338  
Average: 5,556  
No. of Sellouts: 19

**OIL PAN CUP UPDATE:** The Sod Poodles are 10-7 against their Oil Pan Cup rivals in 2023. The Sod Poodles hold a 29-20 all-time record on the road in the regular season against Midland. The Sod Poodles have won two of the first three Oil Pan Cups after Midland took the trophy during the 2021 season. The Sod Poodles hold an all-time record of 55-43.

**COUNTDOWN TO 44:** Amarillo has currently hit 42 home runs in July, the second-most all-time by Amarillo in any single month. The Sod Poodles hit 43 home runs in May of 2022 to set the franchise-high. The club had previously hit 40 three separate times, with the last also coming in July of 2022. Amarillo's 42 home runs this month are currently tied for the second-most behind Triple-A Syracuse (45) for the most home runs hit by any minor league team this month.

**PADDY'S DAY:** RHP Chad Patrick will make his second start of the series after tossing six scoreless innings on Tuesday night. He struck out five while scattering just three hits. Patrick enters Sunday's series finale without an earned run allowed over his last 10.0 IP. During the stretch, Patrick has struck out eight while allowing just five hits and two walks. Tuesday was his fifth quality start of the year and second straight.

**IVAN THE GREAT:** Ivan Melendez has now turned in back-to-back multi-hit games at the plate for Amarillo. Saturday also was his second four-RBI game in Amarillo threads. Since making his Double-A debut, the D-backs' no. 7-rated prospect is hitting .313 (15-for-48) with three doubles, a triple, six home runs, and 15 RBI in 12 games. For the series, Melendez is hitting 7-for-22 in five games played with seven RBI.

**2 x 3:** J.J. D'Orazio recorded his first three-hit game for Amarillo with a 3-for-4 night that included a RBI on Saturday. The Amarillo backstop is now up to .371 (13-for-35) in his first 10 Double-A games and has a hit in all but one game so far for Amarillo.

**DUZE:** Camden Duzenack also went 3-for-5 with three runs scored and a double for Amarillo on Saturday night. Duzenack is hitting .346 through 43 games with Amarillo this season and now has two three-hit games during this series in Midland. Saturday marked his sixth three-hit performance so far with Amarillo. He now has a hit in 31 of his 43 games.

**VUKULAR:** A.J. Vukovich was one of three Amarillo players to have a three-hit night on Saturday. It was also his sixth three-hit game and 22nd overall multi-hit game. The D-backs' no. 11-rated prospect currently leads all active Amarillo players in AVG (.268), hits (84), RBI (69), and home runs (18).

**SPOT ME:** Making his second spot start, Conor Grammes set a season-high with 3.0 IP on Saturday night while also fanning four Midland Batters. In his two starts this year for Amarillo, Grammes has worked a total of 5.0 IP with just one run coming against him on five hits. He has also struck out nine without a walk in his two spot starts for the Sod Poodles. His outing on Saturday night lowered his season-ERA to 2.84 over 25.1 IP. He also now wields a 12.5 K/9 rate through 18 total appearances.

**WHERE THERE IS A WILL:** Left-hander Will Mabrey earned his first Double-A win after spinning two hitless innings in relief of Grammes on Saturday. In his first professional season, Mabrey now improves to 4-1 on the year and sports a 3.00 ERA through his first 32 games as a pro. Over 48.0 IP combined between Low-A Visalia, High-A Hillsboro, and now Amarillo, the southpaw has allowed just 38 hits and has 51 strikeouts to just 15 walks.

## SOD POODLES BREAKDOWN

At Home: 25-20  
On the Road: 25-25  
Day Games: 6-6  
Night Games: 43-39  
vs. RHP: 40-38  
vs. LHP: 10-7  
First Half: 34-35  
Second Half: 16-10  
April: 11-10  
May: 10-16  
June: 15-10  
July: 14-9  
August: 0-0  
September: 0-0  
Monday: 2-0  
Tuesday: 5-9  
Wednesday: 10-5  
Thursday: 6-9  
Friday: 4-11  
Saturday: 14-4  
Sunday: 9-7

Scoring First: 26-18  
Opponent Scoring First: 24-27  
Extra Innings: 2-3  
Doubleheaders: 6-2  
Commit An Error: 27-27  
Commit No Errors: 23-18  
Walk-Off Wins: 2  
Walk-Off Losses: 3

vs. North 1st Half: 7-5  
vs. South 1st Half: 27-30  
vs. North 2nd Half: 12-6  
vs. South 2nd Half: 4-4

Scoring 4+ Runs: 42-29  
Opp. Scoring 4+ Runs: 21-43  
Scoring 3 Or Fewer Runs: 8-16  
Opp. Scoring 3 Or Fewer Runs: 29-2  
Out-Hit Opponent/Tie: 41-15  
Out-Hit By Opponent: 9-30  
Lead After 6: 38-9  
Trail After 6: 7-34  
Tied After 6: 5-2  
Lead After 7: 43-5  
Trail After 7: 3-37  
Tied After 7: 3-3  
Lead After 8: 41-2  
Trail After 8: 1-40  
Tied After 8: 2-3

## Series (W-L-T): 6-5-5

Game 1: 6-11  
Game 2: 12-4  
Game 3: 7-10  
Game 4: 6-9  
Game 5: 12-3  
Game 6: 7-7  
Series Sweeps: 1  
Series Been Swept: 0

# STARTING PITCHER



## #15 CHAD PATRICK - RHP

HEIGHT: 6'1"      WEIGHT: 205      B/T: R/R      AGE: 24 (8/4/1998 in Crown Point, IN)  
**18 G**      **3-7**      **84/36 K/BB**      **5.08 ERA**

**LAST WIN:** 6/8/2023 @ MID      **LAST SAVE:** None      **LONGEST 2023 OUTING:** 7.0 Innings (5/27 @ SA)  
**LAST HOME RUN ALLOWED:** 7/19/2023 vs WCH (Brooks Lee, 3rd inning, Solo)      **CAREER VS. MID:** 3 GS, 1-0, 2.87 ERA, 15.2 IP, 12 H, 5 ER, 13 K, 7 BB

- Entering his third professional season, he was selected by the Arizona Diamondbacks in the 4th round (107th overall) in the 2021 MLB Draft out of Purdue Northwest University.
- Struck out 15 batters twice during his final season in college...Racked up double-digit strikeouts in five of his nine starts in 2021...Had eight quality starts.
- Made his professional debut on 9/9/2021 vs. Lake Elsinore where he allowed just one earned run over 3.0 frames and fanned four.
- Combined to go 5-2 with a 3.30 ERA across 13 games (10 starts) between the Arizona Complex League, Low-A Visalia and High-A Hillsboro in 2022.
- Set a career-high with nine strikeouts in his start on 8/31/22 against Tri-City...Surrendered five hits over the same amount of IP without issuing a walk.
- Earned TEX Pitcher of the Week honors after he fired 7.0 scoreless IP and scattered two hits en route to a combined two-hit shutout on 5/27/23 @ SA.
- Wielded a 2-1 record with a 2.05 ERA (26.1 IP, 6 ER) through five starts in May this season while also posting a 2.66 K:BB (32 K, 12 BB).

### CAREER STATS

YEAR	CLUB	W-L	ERA	G	GS	CG	SHO	IP	H	R	ER	HR	HB	BB	SO	WP	GDP	BAA
2021	Visalia (A-)	0-0	4.76	2	0	0	0	5.2	11	3	3	0	1	1	6	1	0	.423
2022	ACL D-backs (Rk)	2-0	0.00	3	0	0	0	4.2	3	1	0	0	0	2	7	1	0	.200
	Visalia (A-)	0-2	3.46	4	4	0	0	13.0	12	6	5	2	0	5	17	0	1	.245
	Hillsboro (A+)	3-0	3.77	6	6	0	0	28.2	26	14	12	1	0	10	30	1	2	.234
2023	Amarillo (AA)	3-7	5.08	18	18	0	0	85.0	86	48	48	11	3	36	84	4	6	.265
MINOR LEAGUE TOTALS		8-9	4.47	33	28	0	0	137.0	138	72	68	14	4	54	144	7	9	.262

### 2023 HIGHS

**INNINGS:** 7.0 IP (5/27 @ SA)  
**HITS:** 9 (6/21 @ CC)  
**RUNS:** 7 (4/28 vs. FRI)  
**EARNED RUNS:** 7 (4/28 vs. FRI)  
**STRIKEOUTS:** 8 (6/14 vs SA)  
**WALKS:** 5 (6/3 (GM 1) vs SPR)  
**HOME RUNS:** 2 (2x, Last: 7/4 @ SPR)  
**WINNING STREAK:** 2 (5/21-5/27)  
**LOSING STREAK:** 5 (4/11 - 5/16)  
**SHORTEST START:** 0.2 IP (4/28 vs. FRI)  
**PITCHES THROWN:** 96 (5/27 @ SA)

### CAREER HIGHS

**INNINGS:** 7.0 IP (5/27/23 @ SA)  
**HITS:** 9 (6/21/23 @ CC)  
**RUNS:** 7 (4/28/23 vs. FRI)  
**EARNED RUNS:** 7 (4/28/23 vs. FRI)  
**STRIKEOUTS:** 9 (8/31/22 vs. TRI (HIL))  
**WALKS:** 5 (6/3/23 (GM 1) vs SPR)  
**HOME RUNS:** 2 (3x, Last: 7/4/23 @ SPR)  
**WINNING STREAK:** 2 (2x: Last: 5/21-5/27/23)  
**LOSING STREAK:** 5 (4/11-5/16/23)  
**SHORTEST START:** 0.2 IP (4/28/23 vs. FRI)  
**PITCHES THROWN:** 96 (5/27/23 @ SA)

### 2023 SPLITS

**VS. RIGHT:** .249/.325/.418, 47 H, 9.2B, 3B, 7 HR, 25 RBI, 49 K, 20 BB  
**VS. LEFT:** .287/.361/.449, 39 H, 8.2B, 3B, 4 HR, 18 RBI, 35 K, 16 BB  
**HOME:** 8 G, 0-4, 6.25 ERA, 36.0 IP, 40 H, 25 ER, 5 HR, 38 K, 16 BB  
**ROAD:** 10 G, 3-3, 4.22 ERA, 49.0 IP, 46 H, 23 ER, 6 HR, 46 K, 20 BB  
**W/ RISP:** .279/.350/.515, 19 H, 4 2B, 4 HR, 32 RBI, 18 K, 9 BB  
**DAY:** 1-1, 5.00 ERA, 18.0 IP, 10 ER, 23 H, 2 HR, 20 K, 8 BB, .319 BAA  
**NIGHT:** 2-6, 5.10 ERA, 63 H, 38 ER, 9 HR, 64 K, 28 BB, .249 BAA  
**TEAM W/L IN STARTS:** 7-11

### OPPOSING STARTER - RHP JOEY ESTES (6-6, 3.35 ERA)

**CAREER VS. AMA:** 4 G, 0-2, 3.28 ERA, 19.2 IP, 15 H, 11 R, 7 ER, 2 HR, 19 K, 7 BB, 3 HB

### BATTER-PITCHER MATCH-UPS (ACTIVE ROSTER, 2023)

SOD POODLES VS. JOEY ESTES:									ROCKHOUNDS VS. CHAD PATRICK:								
PLAYER	H	AB	AVG	XBH	HR	RBI	BB	SO	PLAYER	H	AB	AVG	XBH	HR	RBI	BB	SO
Centeno, J	1	2	.500	0	0	2	0	0	Winkler, J	2	2	1.000	0	0	0	0	0
Tawa, T	2	5	.400	1	1	2	1	2	Simoneit, W	1	2	.500	1	0	0	0	1
Duzenack, C	1	3	.333	1	1	1	0	2	Butler, J	1	3	.333	0	0	0	0	1
Lawlar, J	2	7	.286	2	0	1	1	1	Schwarz, J	0	4	.000	0	0	0	1	2
Roberts, C	2	8	.250	2	0	1	0	4	Bowman, C	0	6	.000	0	0	0	0	1
Castillo, N	1	4	.250	1	0	1	0	3	McGuire, S	0	2	.000	0	0	0	2	1
De Los Santos, D	2	9	.222	1	0	1	0	0	Muncy, M	0	2	.000	0	0	0	0	1
Vukovich, A	1	8	.125	1	0	1	1	1	Swift, D	0	2	.000	0	0	0	1	1
Beer, S	0	7	.000	0	0	0	1	3	Trenkle, C	0	2	.000	0	0	0	0	1
Dalesandro, N	0	1	.000	0	0	0	1	1	Armenteros, L	0	2	.000	0	0	0	0	0
Melendez, I	0	2	.000	0	0	0	0	1	Clarke, D	0	4	.000	0	0	0	0	0
Vicuña, K	0	2	.000	0	0	0	0	1									
D'Orazio, J	0	2	.000	0	0	0	0	0									





---

#10 TIM TAWA - OF															2023 HIGHS: Hits - 3, Runs - 3, RBI - 5, HR - 2, 2B - 2, 3B - 1, BB - 2, K - 3, SB - 1				
HEIGHT: 6'0"															WEIGHT: 196				
B/T: R/R															AGE: 23 (4/7/1999 in West Linn, OR)				
2023 SPLITS:																			
G	AVG	OBP	SLG	AB	R	H	2B	3B	HR	RBI	BB	SB/ATT	SO	V. RHP	V. LHP	HOME	AWAY	RISP	
78	.238	.316	.445	281	47	67	11	1	15	52	32	7/11	85	.241	.227	.274	.205	.277	
<b>LAST GAME:</b> 0-for-4, R															<b>LAST HOME RUN:</b> 7/22 vs WCH off Floyd (2-Run)				
<b>MID SERIES:</b> 2-for-15, 2B, RBI, 2 BB, 4 R, 5 K															<b>LAST MULTI-HIT GAME:</b> 7/26 @ MID (2-for-5)				
<b>WCH SERIES:</b> 3-for-16, HR, 2 RBI, R, 2 BB, 8 K															<b>CURRENT HITTING:</b> 0				
															<b>SEASON LONG HITTING:</b> 10				
															<b>CURRENT ON-BASE:</b> 0				
															<b>SEASON-LONG ON-BASE:</b> 13				

- 🐾 Made his professional debut with the ACL D-Backs (7/31/2021) where he logged two games and went 2-for-5 (.400 AVG) with a HR, 3 RBI, R and 2 BB.
- 🐾 During his stretch in Hillsboro (4/8-6/22/2022), held the crown for AVG (.282), HR (8), RBI (30), OBP (.377), SLG (.441), H (60), TB (94), R (32).
- 🐾 Recorded his first career multi-HR game on 6/29 vs TUL, going 2-for-4 with two HR and five RBI...His five RBI also tied his career-high (June 17, 2021)
- 🐾 Hit his first career grand slam on July 9 on the road in Springfield...Included his second five RBI game in 2023 and third overall in his professional career.
- 🐾 **He hit his 14th home run of the season on July 15 against Frisco which set a single-season career-high for home runs by the former Stanford Cardinal.**

#1 KEVIN VICUNA - INF															2023 HIGHS: Hits - 1, Runs - 1, RBI - 3, HR - 1, 2B - 1, 3B - 0, BB - 2, K - 2, SB - 0				
HEIGHT: 6'0"															WEIGHT: 140				
B/T: R/R															AGE: 25 (1/14/1998 in Puerto La Cruz, Venezuela)				
2023 SPLITS:																			
G	AVG	OBP	SLG	AB	R	H	2B	3B	HR	RBI	BB	SB/ATT	SO	V. RHP	V. LHP	HOME	AWAY	RISP	
17	.156	.283	.267	45	5	7	2	0	1	5	7	0/0	12	.150	.200	.250	.103	.200	
<b>LAST GAME:</b> 1-for-3															<b>LAST HOME RUN:</b> 5/14/23 vs. MID, G1 off Leal				
<b>MID SERIES:</b>															<b>LAST MULTI-HIT GAME:</b> 9/18/22 @ ALT (REA) (2-for-5)				
<b>WCH SERIES:</b> 1-for-4, R															<b>CURRENT HITTING:</b> 1				
															<b>SEASON LONG HITTING:</b> 3				
															<b>CURRENT ON-BASE:</b> 1				
															<b>SEASON-LONG ON-BASE:</b> 5				

- 🐾 Signed by the Arizona Diamondbacks as a minor league free agent on 5/3/23.
- 🐾 Former Mid-Season All-Star (2018, Lancaster JetHawks).
- 🐾 Entering his eighth season of pro ball, having split time in the Toronto Blue Jays, Philadelphia Phillies and now the D-backs farm system.
- 🐾 In his debut 2015 season with the DSL Blue Jays, he slashed .268/.354/.304 with three doubles and triples, 20 RBI and 10 swiped bags in 62 games.
- 🐾 Went 35 games since 8/3/2022 without multiple RBI in a contest before earning a three-RBI performance on 5/14/23 which were also his first three RBI in Amarillo threads while also blasting his first home run as a Sod Poodle in the same day.

#19 A.J. VUKOVICH - INF															2023 HIGHS: Hits - 3, Runs - 4, RBI - 7, HR - 3, 2B - 2, 3B - 1, BB - 2, K - 4, SB - 1				
HEIGHT: 6'5"															WEIGHT: 210				
B/T: R/R															AGE: 22 (7/20/2001 in Mukwonago, WI)				
2023 SPLITS:																			
G	AVG	OBP	SLG	AB	R	H	2B	3B	HR	RBI	BB	SB/ATT	SO	V. RHP	V. LHP	HOME	AWAY	RISP	
79	.268	.330	.519	314	64	84	17	4	18	69	27	11/14	98	.280	.211	.307	.237	.316	
<b>LAST GAME:</b> 3-for-5, 2 RBI, R, 2 K															<b>LAST HOME RUN:</b> 7/22 vs WCH off Adams (Solo)				
<b>MID SERIES:</b> 6-for-21, 3B, 3 RBI, 3 BB, 3 R, 5 K															<b>LAST MULTI-HIT GAME:</b> 7/29 @ MID (3-for-5)				
<b>WCH SERIES:</b> 7-for-20, 3 HR, 2 2B, 10 RBI, 5 R, BB, 5 K															<b>CURRENT HITTING:</b> 2				
															<b>SEASON LONG HITTING:</b> 11				
															<b>CURRENT ON-BASE:</b> 7				
															<b>SEASON-LONG ON-BASE:</b> 16				

- 🐾 After being drafted 119th overall out of high school, the D-Backs' number 11 prospect made his professional debut with the Visalia Rawhide on 5/4/2021.
- 🐾 While in Visalia (62 G, 5/4-8/1/2021) he tied 1st in 2B (15) and XBH (26), led the team in AVG (.259) and H (64) while coming in 2nd for RBI (42), SLG (.449) and R (42).
- 🐾 During his brief stint with the Sod Poodles at the end of last season (9/6-9/18/2022), earned the crown for hits (13) and shared the throne for TB (19) and homers (2).
- 🐾 He earned the 5th best batting average (.276, 129-for-468) in the D-backs organization among players with at least 115 games played in 2022.
- 🐾 Hit the first Grand Slam for Amarillo in 2023 (6/4 vs SPR) and was the first AMA player in 2023 with a multi-HR effort in the same game (2, 6/10 @ MID)
- 🐾 **Became just the second player in Sod Poodles history with a three-HR game**, doing so on July 3 vs TUL joining Edward Olivares (May 5, 2019)... It was the first three-HR game of his professional career. He also set a career-high with seven RBI which also tied the Sod Poodles franchise-high (Dominic Fletcher, 5/8/2022)

**TEAM BATTING**
**OVERALL**

AVG	G	AB	R	H	TB	2B	3B	HR	RBI	BB	SO	SB	CS	OBP	SLG	OPS
.269	95	3199	573	862	1477	179	26	128	530	361	889	130	38	.351	.462	.813

**MONTHLY**

<b>APRIL</b>	.260	21	718	120	187	307	33	6	25	112	79	214	35	8	.336	.428	.764
<b>MAY</b>	.236	26	845	123	199	319	41	5	23	114	95	231	33	9	.318	.378	.696
<b>JUNE</b>	.296	25	883	170	261	443	52	8	38	158	95	232	32	10	.375	.502	.877
<b>JULY</b>	.286	23	753	160	215	408	53	7	42	146	92	212	30	11	.374	.542	.916
<b>AUGUST</b>	-	-	-	-	-	-	-	-	-	-	-	-	-	-	-	-	-
<b>SEPTEMBER</b>	-	-	-	-	-	-	-	-	-	-	-	-	-	-	-	-	-

**HOME VS. ROAD**

<b>HOME</b>	.302	45	1519	320	458	833	95	11	86	305	148	415	68	13	.372	.548	.920
<b>ROAD</b>	.240	50	1680	253	404	644	84	15	42	225	213	474	62	25	.333	.383	.716

**SITUATIONAL SPLITS**

	AVG	G	AB	H	TB	2B	3B	HR	RBI	BB	SO	OBP	SLG	OPS
<b>VS RIGHT</b>	.271	95	2649	718	1242	154	20	110	450	310	737	.356	.469	.825
<b>VS LEFT</b>	.262	50	550	144	235	25	6	18	80	51	152	.328	.427	.755
<b>W/ RISP</b>	.282	95	948	267	455	58	11	36	399	140	278	.374	.480	.854
<b>TEAM IS AHEAD</b>	.262	73	1278	335	552	87	11	36	205	148	354	.349	.432	.781
<b>TEAM IS BEHIND</b>	.281	73	1282	360	618	59	8	61	231	154	346	.365	.482	.847

**HOME RUNS**
**MULTI-RBI GAMES**
**MULTI-HIT GAMES**

PLAYER	SOLO	2R	3R	GS	TOTAL	2	3	4	5+	TOTAL	2	3	4	5+	TOTAL
Beer	4	2			6	8	1			9	9	1	2		12
Bliss	8	3	1		12	8	3			11	23	12			35
Carrion						1				1					
Castillo	5	2	3		10	3	3	1		7	8	4			12
Centeno	1				1	3				3	12	2			14
D'Orazio											2	1			3
Dalesandro	1				1		1			1	6	2			8
De Los Santos	3	5	1		9	4	3			7	17	4			21
Del Castillo	6	4	2		12	5	3	2		10	16	1			17
Duzenack	4		1		5	7	3			10	10	6			16
English	4	1	1		6	3	1	1		5	5				5
Enriquez						3				3	4	1	1		6
Guzman		1			1	1	1			2	1	1			2
Lawlar	5	6	2		13	5	2	1		8	14	4			18
Melendez	4	2			6	2		2		4	4	1			5
Roberts	6	4	1	1	12	8	3	1		12	14	3			17
Tawa	8	4	2	1	15	7	2		2	11	17	3			20
Vicuña			1		1		1			1					
Vukovich	11	3	3	1	18	3	7	3	2	15	16	6			22
Watkins						1				1					
<b>TOTALS:</b>	<b>70</b>	<b>37</b>	<b>18</b>	<b>3</b>	<b>128</b>	<b>72</b>	<b>34</b>	<b>11</b>	<b>4</b>	<b>120</b>	<b>177</b>	<b>52</b>	<b>3</b>	<b>0</b>	<b>232</b>

**HOME RUN VARIANTS**
**WALK-OFF HR (0):**

**BACK-TO-BACK HR (6):** English/Vukovich (4/16 vs. CC, 7th inning); Roberts/Vukovich (6/3 (1) vs. SPR, 6th inning); Del Castillo/De Los Santos (6/13 vs SA, 7th inning); Beer/Roberts (7/1 vs TUL, 6th inning); Lawlar/Vukovich (7/3 (1) vs TUL, 1st inning); Roberts/Melendez (7/23 vs WCH, 1st inning);

**MUTLI-HR GAMES (5):** Melendez (2x, 7/18 vs WCH, 7/23 vs WCH); Vukovich (6/10 @ MID); Tawa (6/29 vs TUL); Roberts (7/15 vs FRI)

**THREE-HR GAMES (1):** Vukovich (7/3 (1) vs TUL)

**EXTRA-INNING HR (0):**

**GRAND SLAMS (3):** Vukovich (6/4 vs. SPR, 5th inning); Roberts (7/3 (2) vs TUL, 5th inning); Tawa (7/9 @ SPR, 3rd inning)

**INSIDE-THE-PARK HR (1):** Lawlar (7/3 (1) vs TUL, 1st inning)

**PINCH-HIT HR (0):**

**HR IN CONSECUTIVE GAMES (18):** Vukovich (4x: 5/5-6 @CC; 6/1-6/3 G1 vs SPR; 6/17-18 vs SA; 7/21-22 vs WCH); Del Castillo (3x: 5/30-31 vs. SPR; 6/8-10 @ MID; 7/8 @ SPR); Bliss (2x: 5/5-6 @ CC; 6/10 @MID - 6/13 vs SA); Tawa (2x: 5/28 @ SA - 5/30 vs. SPR; 6/3/4 vs. SPR); Roberts (2x: 6/25 @ CC, 6/28 vs TUL; 6/30-7/1 vs TUL) Lawlar (4/15 vs. CC - 4/18 @ NWA); English (4/23 @ NWA - 4/25 vs. FRI); Melendez (7/14-15 vs FRI); Castillo (7/15-16 vs FRI); De Los Santos (7/18-19 vs WCH)

**HR IN THREE CONSECUTIVE GAMES: (2):** Melendez (7/14-15 vs FRI, 7/18 vs WCH); Castillo (7/15-16 vs FRI, 7/18 vs WCH)

**HR IN FOUR CONSECUTIVE GAMES (1):** Roberts (6/30 - 7/3 vs TUL)

**LEAD OFF HR (8):** Bliss (6x: 4/27 vs. FRI; 5/10 vs. MID; 5/18 @ FRI; 6/10 @ MID; 6/13 vs SA; 6/22 @ CC); Tawa (6/4 vs. SPR); Duzenack (6/11 @ MID)

STARTS BY BATTING ORDER (TEAM RECORD)										STARTS BY POSITION (TEAM RECORD)								
PLAYER	1	2	3	4	5	6	7	8	9	C	1B	2B	3B	SS	LF	CF	RF	DH
Beer			3-1	26-16							25-16							4-1
Bliss	32-36											26-29		5-5				2-2
Carrion									1-0						1-0			
Castillo						1-0	6-4	12-20	11-6		2-3				4-4	5-7	17-9	2-7
Centeno		1-2	2-1	0-2		5-0	7-4	8-7	4-5	18-10								9-11
D'Orazio								3-1	3-3	5-2								1-2
Dalesandro							2-2	4-1	17-18	0-1					4-1	14-17	5-2	
De Los Santos				10-9	11-19	17-8	1-1				10-10		28-25					1-2
Del Castillo		1-0	0-2	4-4	16-8	4-10	6-8			17-24								14-8
Duzenack	11-5	3-1				0-2	2-4	4-4	5-0			6-5	3-6	6-3	6-1	2-1	2-0	
English			7-5	1-0	1-1		1-0	1-1			8-3				1-2			2-2
Enriquez	1-1	0-1	4-8	0-1	1-0	1-0	3-7	7-2	2-6							2-0	15-24	2-2
Guzman							2-3		2-2						3-4		1-1	
Lawlar	1-0	40-37												39-36				1-1
Melendez				3-2	4-3						2-2		5-3					
Roberts	4-1	3-1	8-13	1-1	2-4	2-4	12-5	0-1		10-8	2-5				11-11		2-4	7-2
Tawa	1-2	2-3		1-1	9-6	12-14	8-7	7-4				18-11	1-4		7-6	9-10	3-3	2-2
Vicuña								4-4	3-3				4-1	0-1	0-5		3-0	0-1
Vukovich			26-15	4-9	6-4	8-7					1-6		9-6		12-10	18-10	2-1	2-2
Watkins									2-2						1-1		0-1	1-0

8+ GAME HITTING STREAKS (CURRENT IN BOLD)		
PLAYER	LENGTH / DATES	STREAK STATS
Castillo	14 G, 6/4-28	.352 (19-for-54), 3 HR, 2 2B, 3B, 12 RBI, 12 R, 4 SB
Dalesandro	13 G, 5/28-7/4	.409 AVG (18-for-44), HR, 2 2B, 2 3B, 5 RBI, 4 BB, 6 SB, 10 R
De Los Santos	12 G, 6/29-7/25	.408 (20-for-49), 2 HR, 2 2B, 3B, 11 RBI, 10 R, BB
Duzenack	12 G, 6/15-7/4	.449 AVG (22-for-49) 5 2B, 3 HR, 14 RBI, 13 R, 4 BB
English	12 G, 4/19-5/2	.370 AVG (17-for-46), 6 2B, 4 HR, 16 RBI, 7 BB, 8 R
Vukovich	11 G, 4/29-5/16	.348 AVG (16-for-46), 3 2B, 3 HR, 3B, 9 RBI, BB, 9 R
Bliss	10 G, 4/6-4/19	.438 AVG (21-for-48), 3 2B, 2 3B, HR, 8 RBI, 8 R
Del Castillo	10 G, 5/19-5/31	.406 AVG (13-for-32), 2 2B, 2 HR, 8 RBI, 9 BB, 7 R
Tawa	10 G, 5/28-6/15	.395 AVG (15-for-38), 4 HR, 2 2B, 10 RBI, 3 BB, 6 R
Bliss	9 G, 6/8-18	.395 AVG (17-for-43), 3 HR, 4 2B, 3B, 13 RBI, 10 R
Bliss	9 G, 5/4-5/14	.459 (17-for-37), 4 2B, 4 HR, 8 RBI, 4 BB, 10 R, 3 SB
Bliss	9 G, 5/23-6/3	.357 AVG (15-for-42), 2B, 3B, 2 BB, 3 RBI, 6 SB, 8 R
Lawlar	9 G, 6/6-15	.410 AVG (16-for-39), 2 HR, 4 2B, 3B, 4 RBI, 4 BB, 14 R
Lawlar	9 G, 5/23-6/3	.389 AVG (14-for-36), 3 2B, 2 HR, 3 BB, 6 RBI, 3 SB, 6 R
Bliss	8 G, 6/28-7/6	.424 AVG (14-for-33), 6 2B, HR, 4 RBI, 7 BB, 9 SB, 11 R
Bliss	8 G, 4/21-5/2	.412 AVG (14-for-34), 5 2B, HR, 6 RBI, 2 BB, 10 R, 2 SB
Centeno	8 G, 6/9-30	.286 AVG (10-for-35) 2 2B, 3 R

MULTI-RUN INNINGS		
RUNS	NO. OF TIMES	LAST
2	67	7/29 @ MID, 9th inning
3	29	7/26 @ MID, 6th inning
4	22	7/29 @ MID, 3rd inning
5	8	7/18 vs WCH, 3rd inning
6	7	7/15 vs FRI, 3rd inning
7	5	6/29 vs TUL, 1st inning
8+	-	

SCORE BY INNING												
	1	2	3	4	5	6	7	8	9	10	11+	TOTAL
OPP	75	57	67	56	83	87	64	40	35	2	3	568
AMA	70	57	72	57	64	63	91	64	30	3	2	573

ERRORS BY POSITION		
POSITION	SOD POODLES	OPPONENT
C	12	8
1B	6	8
2B	13	7
3B	15	12
SS	9	14
LF	2	2
CF	3	3
RF	3	3
P	8	11
TOTAL	71	68

CATCHER'S BOX (W/L BASED ON STARTS)						
PLAYER	CS	SB	ATT	CS %	PB	W-L
Centeno	5	23	28	.179	3	18-10
D'Orazio	3	6	9	.333	0	5-2
Dalesandro	0	4	4	.000	0	0-1
Del Castillo	14	38	52	.269	7	17-24
Roberts	7	21	28	.250	4	10-8
TOTAL	29	92	121	.240	14	50-45

TEAM FIELDING						
%	G	PO	A	E	DP	PB
.979	95	2463	794	71	61	14

# NOTABLE GAMES



AMARILLO HAVE 5 OR FEWER HITS		
DATE	HITS	OPPONENT
4/15	4	CC
4/20	4	@NWA
4/22	3	@NWA
4/27	5	FRI
5/2	5	@CC
5/4	2	@CC
5/12	5	MID
5/14 (G2)	4	MID
5/16	2	@FRI
5/18	2	@FRI
5/19	4	@FRI
5/21	4	@FRI
5/26	5	@SA
6/20	4	@CC
7/8 (1)	5	@ SPR
7/20	5	vs WCH
7/21	5	vs WCH
TOTAL: 17 (6 HOME, 11 ROAD)		

OPPONENTS HAVE 5 OR FEWER HITS		
DATE	HITS	OPPONENT
4/7	3	@FRI
4/19	2	@NWA
4/20	4	@NWA
4/27	5	FRI
5/2	3	@CC
5/3	5	@CC
5/4	5	@CC
5/14 (G1)	2	MID
5/21	3	@FRI
5/26	5	@SA
5/27	2	@SA
5/30	3	SPR
6/1	5	SPR
6/3 (G2)	4	SPR
6/7	3	@MID
6/11	3	@ MID
6/24	5	@ CC
6/25	5	@ CC
7/15	5	vs FRI
7/16	3	vs FRI
TOTAL: 20 (7 HOME, 13 ROAD)		

AMARILLO HAVE 10 OR MORE RUNS		
DATE	RUNS	OPPONENT
4/12	13	CC
4/14	10	CC
4/26	12	FRI
4/29	11	FRI
5/5	12	@CC
5/14 (G1)	10	MID
6/8	12	@MID
6/10	13	@ MID
6/13	15	vs SA
6/29	12	vs TUL
7/1	12	vs TUL
7/3 (1)	15	vs TUL
7/3 (2)	10	vs TUL
7/15	11	vs FRI
7/18	10	vs WCH
TOTAL: 15 (12 HOME, 3 ROAD)		

OPPONENTS HAVE 10 OR MORE RUNS		
DATE	RUNS	OPPONENT
4/6	12	@FRI
4/12	10	CC
4/14	13	CC
4/16	11	CC
4/18	16	@NWA
4/26	11	FRI
4/28	12	FRI
4/30	12	FRI
5/6	12	@CC
5/9	11	MID
5/11	16	MID
5/14 (G2)	13	MID
5/17	10	@FRI
5/23	14	@SA
5/31	13	SPR
6/10	10	@MID
6/15	11	vs SA
6/16	12	vs SA
6/18	11	vs SA
6/20	12	@CC
7/1	10	vs TUL
7/23	12	vs WCH
7/28	10	@ MID
TOTAL: 23 (15 HOME, 8 ROAD)		

## EXTRA INNING GAMES (5) 2-3

DATE	OPP	RESULT	SCORE	W	L	S	TIME
4/20	@NWA	W (10)	3-2	Otanez, M (1-0)	Biasi, D (1-1)	Rice, J (1)	3:08
4/26	FRI	W (10)	12-11	Workman, B (1-0)	Church, M (0-1)	-	3:24
5/20	@FRI	L (10)	8-7	Kelly, A (2-0)	Stumpo (0-1)	-	3:26
6/3 (G1)	SPR	L (8)	5-4	Roycroft, C (1-0)	Backhus, K (0-1)	Granillo, A (2)	2:26
6/30	TUL	L (13)	7-6	Fisher, B (5-1)	Grammes, C (2-2)	-	3:42

## PINCH HITTER TOTALS

PLAYER	DATE	SITUATION	RESULT
Watkins	5/9	Bot 8, 2 outs	Triple
Tawa	6/30	Bot 8, 1 out	Sac Fly
Beer	6/30	Bot 11, 0 out	Sac Fly
Vicuña	7/20	Bot 9, 0 out	E 9

## DOUBLEHEADERS (4) 6-2

DATE	OPP	RESULT	SCORE	W	L	S	TIME
5/14 (1)	MID	W	10-1	Albright, L (2-2)	Ginn, J (0-2)	-	1:40
5/14 (2)	MID	L	13-1	Tomioka, S (1-0)	Hill, J (0-3)	-	2:32
6/3 (1)	SPR	L (8)	5-4	Roycroft, C (1-0)	Backhus, K (0-1)	Granillo, A (2)	2:26
6/3 (2)	SPR	W	6-1	Olivero, D (2-4)	Hernandez, K (5-2)	-	1:39
7/3 (1)	TUL	W	15-7	Olivero, D (5-5)	Casparius, B (0-3)	-	1:54
7/3 (2)	TUL	W	10-9	Montes De Oca, C (1-1)	Sublette, R (1-3)	Green, J (4)	2:26
7/8 (1)	@ SPR	W	4-3	Hill, J (3-4)	Pereira, W (5-5)	Pope, A (1)	2:07
7/8 (2)	@ SPR	W	7-6	Backhus, K (4-3)	Pope, B (1-2)	Green, J (5)	2:16




## WALK-OFF WINS

DATE	SCORE	GAME-WINNING PLAY
4/26	12-11 (10th)	Lawlar RBI-double
6/1	3-2 (7th)	Duzenack two RBI Single

## SHUTOUTS (7) 5-2

DATE	OPP	RESULT	SCORE	W	L	S	TIME
4/19	@NWA	W	5-0	Jarvis, B (2-1)	Veneziano, A (1-1)	-	2:29
4/21	@NWA	L	5-0	Hoffmann, A (2-1)	Hill, J (0-1)	-	2:26
4/22	@NWA	L	5-0	Marsh, A (1-0)	Patrick, C (0-3)	-	2:14
5/3	@CC	W	3-0	Pope, A (1-0)	Kouba, R (1-1)	Backhus, K (4)	2:15
5/27	@SA	W	1-0	Patrick, C (2-5)	Snider, D (0-3)	-	2:30
6/7	@MID	W	4-0	Green, J (1-0)	Cusick, R (3-3)	-	2:35
7/16	vs FRI	W	8-0	Lin, Y (1-0)	Bremer, N (0-1)	-	2:24

#14 KYLE BACKHUS - LHP 2023 HIGHS: IP - 2.0, K - 4, BB - 2, H - 3, R - 5, ER - 5										RECENT APPEARANCES										
HEIGHT: 6'4"		WEIGHT: 185		B/T: L/L		AGE: 25 (1/31/1998 in New Waverly, TX)				DATE	DEC	P-S	IP	H	R	ER	HR	BB	SO	IR/S
32 G		4-3		7/10 SV/SVO		50/20 K/BB		4.32 ERA		6/15	L (2) BS (1)	25-17	1.1	3	2	2	1	0	1	2/2
OVERALL: 32 G, 4-3, 21 GF, 41.2 IP, 43 H, 20 ER, 6 HR, 50 K, 20 BB JULY: 7 G, 2-1, 2.00 ERA, SV, 4 GF, 9.0 IP, 10 H, 3 R, 2 ER, 11 K, 7 BB										6/18	ND	21-16	1.0	2	1	1	0	2	0/0	
LAST 10 G: 4-1, 3.86 ERA, SV, 14.0 IP, 16 H, 7 R, 6 ER, 16 K, 10 BB VS. MID: 6 G, 0-0, 14.29 ERA, 5.2 IP, 9 H, 9 ER, 2 HR, 6 K, 6 BB										6/22	W (1) BS (2)	44-28	2.0	1	1	1	0	2	2 0/0	
<p>Named as a D-backs Organization All-Star last season by MiLB.com</p> <p>Allowed no earned runs in 30 of his 40 appearances in 2022 and logged his season high 2.0 IP 11 separate times.</p> <p>From 5/14-8/26/2022 (34.2 IP), he held his opponent to 0 earned runs in 22 out of 26 straight appearances, allowing just seven (7) earned runs total (1.84 ERA)</p> <p>Ranks second in the D-backs' organization in saves (13) since the start of the 2022 season.</p>										6/25	ND	21-13	1.0	2	2	2	0	1	2 0/0	
										6/28	W (2)	32-21	2.0	3	1	1	0	1	0/0	
										7/1	W (3)	45-26	2.0	1	0	0	0	1	3 0/0	
										7/4	L (3) BS (3)	29-20	1.0	3	3	2	0	1	1 0/0	
										7/8 (2)	W (4)	18-10	1.0	0	0	0	0	2	1 0/0	
										7/16	ND	12-8	1.0	1	0	0	0	1	1 0/0	
<p>From 5/14-8/26/2022 (34.2 IP), he held his opponent to 0 earned runs in 22 out of 26 straight appearances, allowing just seven (7) earned runs total (1.84 ERA)</p> <p>Ranks second in the D-backs' organization in saves (13) since the start of the 2022 season.</p>										7/19	S (7)	28-15	1.1	1	0	0	0	1	1 0/0	
										7/23	ND	18-12	1.0	1	0	0	0	1	1 0/0	
										7/28	ND	34-26	1.2	3	0	0	0	0	3 2/2	
										LAST WIN: 7/8/23 (2) @ SPR										
										LAST LOSS: 7/4/23 @ SPR										
										LAST SAVE: 7/19/23 vs WCH										
2023 SPLITS		VS. RHB: .282/.347/.482, 31 H, 5 HR, 5 2B, 3B, 16 RBI, 34 K, 10 BB HOME: 15 G, 2-2, 6.75 ERA, 3 SV, 18.2 IP, 20 H, 15 R, 14 ER, 6 HR, 24 K, 11 BB W/ RISP: .189/.218/.340, 10 H, HR, 3 2B, 3B, 16 RBI, 18 K, BB				VS. LHB: .207/.333/.328, 12 H, 4 2B, HR, 6 RBI, 16 K, 10 BB AWAY: 17 G, 2-1, 2.35 ERA, 23.0 IP, 23 H, 6 ER, 26 K, 9 BB														
#38 CONOR GRAMMES - RHP 2023 HIGHS: IP - 3.0, K - 5, BB - 4, H - 4, R - 3, ER - 2										RECENT APPEARANCES										
HEIGHT: 6'1"		WEIGHT: 200		B/T: R/R		AGE: 26 (7/13/1997 in McLean, VA)				DATE	DEC	P-S	IP	H	R	ER	HR	BB	SO	IR/S
18 G		3-2		0/2 SV/SVO		35/17 K/BB		2.84 ERA		6/18	ND	14-12	2.0	2	1	1	0	0	2	0/0
OVERALL: 18 G, 2 HLD, 5 GF, 25.1 IP, 24 H, 8 ER, 2 HR, 35 K, 17 BB JULY: 7 G, 1-0, 1.69 ERA, 10.2 IP, 13 H, 6 R, 2 ER, HR, 18 K, 3 BB, HB										6/20	ND	6-4	1.0	0	0	0	0	0	0 0/0	
LAST 10 G: 1-1, 2.70 ERA, 2 GS 13.1 IP, 16 H, 4 ER, 2 HR, 23 K, 6 BB VS. MID: 4 G, 0-0, 0.00 ERA, GS, GF, 2 HLD, 7.0 IP, 7 H, R, 9 K, 2 BB										6/22	BS (2)	27-14	0.2	2	3	2	1	1	2 0/0	
<p>Selected by the Arizona Diamondbacks 5th round of the 2019 MLB draft out of Xavier University (Cincinnati, OH).</p> <p>In games where he logged at least 2.0 innings on the bump (6 G) in 2022, he also posted his most single-game strikeouts, encompassing both of his five (8/4 &amp; 8/13) and four K (8/9 &amp; 8/30) performances.</p> <p>Across a 12 game stretch, he logged at least two strikeouts in all but one relief appearances from 7/15-9/3/22 (19.0 IP), logging 36 total punch outs (17.1 K/9) across the stretch.</p>										6/28	ND	23-12	1.0	0	0	0	0	1	2 0/0	
										6/30	L (2)	15-9	1.0	1	1	0	0	1	1 0/0	
										7/5	ND	22-12	1.1	1	0	0	0	1	1 2/0	
										7/9	ND	19-13	1.0	2	2	2	1	0	3 0/0	
										7/15	ND	17-12	1.0	3	3	0	0	1	2 0/0	
										7/19	W (3)	31-18	1.1	1	0	0	0	1	2 3/2	
<p>From 5/14-8/26/2022 (34.2 IP), he held his opponent to 0 earned runs in 22 out of 26 straight appearances, allowing just seven (7) earned runs total (1.84 ERA)</p> <p>Ranks second in the D-backs' organization in saves (13) since the start of the 2022 season.</p>										7/23	ND	37-23	2.0	1	0	0	0	0	5 --	
										7/26	ND	12-8	1.0	1	0	0	0	0	1 0/0	
										7/29	ND	46-32	3.0	4	1	0	0	0	4 --	
										LAST WIN: 7/19/23 vs. WCH										
										LAST LOSS: 6/30/23 vs. TUL										
										LAST SAVE: 5/21/23 @ EUG (A+)										
2023 SPLITS		VS. RHB: .163/.311/.204, 8 H, 2 2B, 4 RBI, 23 K, 9 BB, 61 PA HOME: 9 G, 2-2, 2.92 ERA, 12.1 IP, 12 H, 4 ER, 17 K, 12 BB W/ RISP: .171/.318/.171, 6 H, 0 RBI, 12 K, 7 BB, 44 PA				VS. LHB: .372/.471/.512, 16 H, 2 HR, 11 RBI, 12 K, 8 BB, 51 PA AWAY: 9 G, 1-0, 2.77 ERA, 2 HLD, 13.0 IP, 12 H, 2 HR, 4 ER, 18 K, 5 BB														
#24 - LHP WILL MABREV 2023 HIGHS: IP - 2.0, K - 2, BB - 2, H - 3, R - 2, ER - 2										RECENT APPEARANCES										
HEIGHT: 6'0"		WEIGHT: 185		B/T: L/L		AGE: 22 (9/23/00 in Cookeville, TN)				DATE	DEC	P-S	IP	H	R	ER	HR	BB	SO	IR/S
5 G		1-0		1/1 SV/SVO		7/3 K/BB		3.68 ERA		7/14	ND	20-9	1.0	0	0	0	0	1	1	0/0
OVERALL: 5 G, GF, 2 HLD, 7.1 IP, 5 H, 3 R, 3 ER, HR, 7 K, 3 BB, HB JULY: 5 G, 1-0, 3.68 ERA, GF, SV, 2 HLD, 7.1 IP, 5 H, 3 ER, HR, 7 K, 3 BB										7/18	S (1)	19-15	2.0	1	0	0	0	0	2 2/0	
LAST 10 G: 1-0, 3.68 ERA, GF, 2 HLD, 7.1 IP, 5 H, 3 R, 3 ER, HR, 7 K, 3 BB, HB VS. MID: 2 G, 1-0, 3.00 ERA, 3.0 IP, H, ER, 3 K										7/21	H (1)	31-17	1.1	3	2	2	1	2	1 0/0	
<p>Selected by the Arizona Diamondbacks in the 6th round of the 2022 MLB Draft out of the University of Tennessee</p> <p>Following the draft, was placed on the 60-day IL</p> <p>Made his professional debut on April 6, 2023 with Low-A Visalia...In 9 games, went 2-0 with a 3.95 ERA over 13.2 IP</p> <p>Appeared in 18 games with High-A Hillsboro going 1-1 with a 2.33 ERA over 27.0 IP and had 31 K to just five walks.</p>										7/25	ND	20-13	1.0	1	1	1	0	0	1 0/0	
										7/29	W (1)	20-13	2.0	0	0	0	0	0	2 0/0	
										LAST WIN: 7/29/23 @ MID										
										LAST LOSS: 6/3/23 @ EVE (A+)										
										LAST SAVE: 7/18/23 vs WCH										
										2023 SPLITS		VS. RHB: .125/.300/.313, 2 H, HR, RBI, 3 K, 3 BB, 21 PA HOME: 3 G, 0-0, 4.15 ERA, 1/1 SVO, HLD, 4.1 IP, 4 H, 2 ER, HR, 4 K, 3 BB W/ RISP: .111/.200/.111, H, RBI, 2 K, BB, 11 PA				VS. LHB: .300/.300/.400, 3 H, 2B, RBI, 4 K, 10 PA AWAY: 2 G, 1-0, 3.00 ERA, 3.0 IP, H, ER, 3 K				
#40 CHRISTIAN MONTES DE OCA - RHP 2023 HIGHS: IP - 2.1, K - 3, BB - 2, H - 5, R - 4, ER - 3										RECENT APPEARANCES										
HEIGHT: 6'4"		WEIGHT: 230		B/T: R/R		AGE: 23 (8/30/1999 in Santo Domingo, Dominican Republic)				DATE	DEC	P-S	IP	H	R	ER	HR	BB	SO	IR/S
27 G		1-2		2/4 SV/SVO		30/18 K/BB		4.95 ERA		5/31	ND	30-19	2.0	2	1	1	0	1	1	0/0
OVERALL: 27 G, 1-2, 7 HLD, 36.1 IP, 32 H, 20 ER, 3 HR, 30 K, 18 BB JULY: 7 G, 1-1, 4.09 ERA, 2 GF, HLD, 0/1 SV, 11.0 IP, 12 H, 5 ER, 2 HR, 9 K, 4 BB										6/4	H (5)	22-12	0.1	1	1	1	0	2	1 0/0	
LAST 10 G: 1-1, 2.81 ERA, 2 HLD, 0/1 SVO, 16.0 IP, 12 H, 5 ER, 11 K, 6 BB VS. MID: 5 G, 0-0, 6.00 ERA, 3 GF, HLD, 6.0 IP, 6 H, 4 ER, 3 K, 3 BB										6/8	ND	24-12	2.0	0	0	0	0	1	0 0/0	
<p>Allowed runs in just two of his 10 games with Low-A Visalia to begin his professional career in 2022.</p> <p>Made his professional debut on 4/21/2022 vs. San Jose tossing two scoreless innings where he struck out five batters.</p> <p>Was a perfect 13-for-13 in save opportunities, tied for the most in the Diamondbacks farm system in 2022.</p> <p>By April's end, he earned a 1.02 WHIP and a .139 BAA (5-for-36) in seven relief appearances (10.2 IP).</p>										6/11	H (6)	18-11	1.0	0	0	0	0	1	1 0/0	
										6/30	ND	20-14	2.0	0	0	0	0	0	1 0/0	
										7/3 (2)	W (1)	38-24	2.0	2	1	1	1	3	0/0	
										7/6	L (2) BS (2)	27-17	1.0	3	4	3	1	2	0 0/0	
										7/9	H (7)	33-21	2.0	2	0	0	0	0	1 1 0/0	
										7/15	ND	18-14	2.0	0	0	0	0	0	1 0/0	
<p>From 5/14-8/26/2022 (34.2 IP), he held his opponent to 0 earned runs in 22 out of 26 straight appearances, allowing just seven (7) earned runs total (1.84 ERA)</p> <p>Ranks second in the D-backs' organization in saves (13) since the start of the 2022 season.</p>										7/20	ND	19-14	1.0	1	0	0	0	0	1 0/0	
										7/23	ND	33-26	2.0	4	2	1	0	0	2 1/1	
										7/27	ND	9-6	1.0	0	0	0	0	0	1 0/0	
										LAST WIN: 7/3/23 (2) vs TUL										
										LAST LOSS: 7/5/23 @ SPR										
										LAST SAVE: 7/18/23 @ FRI										
2023 SPLITS		VS. RHB: .165/.211/.235, 14 H, HR, 2B, 3B, 6 RBI, 23 K, 4 BB HOME: 13 G, 1-0, 5.79 ERA, 18.2 IP, 20 H, 12 ER, HR, 17 K, 9 BB W/ RISP: .318/.380/.386, 14 H, 3 2B, 15 RBI, 14 K, 4 BB				VS. LHB: .353/.485/.569, 18 H, 5 2B, 2 HR, 15 RBI, 7 K, 14 BB AWAY: 14 G, 0-2, 4.08 ERA, 6 HLD, 17.2 IP, 12 H, 8 ER, 2 HR, 13 K, 9 BB														
#41 MICHEL OTANEZ - RHP 2023 HIGHS: IP - 2.0, K - 3, BB - 3, H - 3, R - 5, ER - 5										RECENT APPEARANCES										
HEIGHT: 6'4"		WEIGHT: 218		B/T: R/R		AGE: 26 (7/3/1997 in Villa La Mata, Dominican Republic)				DATE	DEC	P-S	IP	H	R	ER	HR	BB	SO	IR/S
16 G		2-2		0/3 SV/SVO		29/13 K/BB		6.75 ERA		5/17	ND	17-12	1.0	0	0	0	0	0	3	0/0
OVERALL: 16 G, 2-2, 3 GF, 3 HLD, 18.2 IP, 18 H, 14 ER, 2 HR, 29 K, 13 BB JULY: 6 G, 1-1, 12.86 ERA, 2 GF, HLD, 7.0 IP, 10 H, 10 ER, 7 K, 8 BB										5/19	H (2)	12-8	1.0	0	0	0	0	0	2 0/0	
LAST 10 G: 1-2, 9.26 ERA, 2 GF, HLD, 11.2 IP, 12 H, 12 ER, 16 K, 11 BB VS. MID: 1 G, 0-1, --- ERA, 2 H, 5 ER, 2B, 3 BB										5/25	L (1) BS (2)	30-19	1.0	2	2	2	0	0	2 0/0	
<p>Entering his 6th professional season, having been in professional ball since his 2016 debut season in the Mets system.</p> <p>During his debut season, he posted a 1-1 record with a 4.64 ERA across five starts in the Dominican Summer League.</p> <p>This year marks the first year being apart of the D-backs organization, being signed as a minor league free agent on November 14, 2022.</p> <p>Through his first five appearances this season, he posted a 3.00 ERA (2 ER, 6.0 IP) with a 5.5 K:BB (11 K, 2 BB).</p>										6/21	ND	20-14	2.0	0	0	0	0	0	3 2/0	
										6/25	ND	16-10	1.0	0	0	0	0	0	2 0/0	
										6/29	ND	27-14	0.2	0	0	0	0	3	2 0/0	
										7/1	ND	22-12	1.0	2	2	2	0	1	1 0/0	
										7/5	HLD (3)	21-11	1.0	0	0	0	0	1	1 0/0	
										7/14	ND	17-9	1.0	1	2	2	0	2	0 0/0	
<p>From 5/14-8/26/2022 (34.2 IP), he held his opponent to 0 earned runs in 22 out of 26 straight appearances, allowing just seven (7) earned runs total (1.84 ERA)</p> <p>Ranks second in the D-backs' organization in saves (13) since the start of the 2022 season.</p>										7/18	W (2)	34-22	2.0	3	1	1	0	1	2 0/0	
										7/22	ND	34-25	2.0	2	0	0	0	0	3 0/0	
										7/25	L (2) BS (3)	22-8	0.0	2	5	5	0	3	0 1/1	
										LAST WIN: 7/18/23 vs WCH										
										LAST LOSS: 7/25/23 @ MID										
										LAST SAVE: 8/23/22 vs. WOR (AAA)										
2023 SPLITS		VS. RHB: .244/.370/.356, 11 H, 2 2B, HR, 5 RBI, 21 K, 8 BB HOME: 7 G, 1-0, 5.79 ERA, 9.1 IP, 12 H, HR, 6 ER, 12 K, 9 BB W/ RISP: .167/.333/.250, 4 H, 2 2B, 9 RBI, 11 K, 5 BB				VS. LHB: .269/.406/.500, 7 H, 3 2B, HR, 7 RBI, 8 K, 5 BB AWAY: 9 G, 1-2, 7.71 ERA, 9.1 IP, 6 H, 8 ER, HR, 17 K, 4 BB, HB														
#18 AUSTIN POPE - RHP 2023 HIGHS: IP - 2.1, K - 5, BB - 3, H - 5, R - 5, ER - 5										RECENT APPEARANCES										
HEIGHT: 6'3"		WEIGHT: 210		B/T: R/R		AGE: 23 (10/26/1998 in White Plains, NY)				DATE	DEC	P-S	IP	H	R	ER	HR	BB	SO	IR/S
29 G		2-0		1/1 SV/SVO		56/15 K/BB		4.23 ERA		6/13	H (3)	26-14	2.0	1	0	0	0	1	3	0/0
OVERALL: 29 G, 2-0, 3 HLD, 44.2 IP, 43 H, 22 R, 21 ER, 5 HR, 5 K, 15 BB JULY: 7 G, 0-0, 9.35 ERA, 8.2 IP, 14 H, 9 R, 9 ER, 2 HR, 6 K, BB										6/16	ND	25-17	2.0	0	0	0	0	0	2 0/0	
LAST 10 G: 1-0, SV, 3 GF, 7.20 ERA, 15.0 IP, 17 H, 12 ER, 4 HR, 19 K, 5 BB VS. MID: 6 G, 0-0, 0.00 ERA, 8.2 IP, 9 H, 8 K, 3 BB, 2 HB										6/20	ND	39-25	2.0	1	1	1	3	3	0/0	
<p>Former NWFL Pitcher of the week (9/5/2021), which he earned while with High-A Hillsboro.</p> <p>He will be spending his second season in the yellow city, logging 18 relief appearances with the Soddis in 2022, and posting an 8.49 ERA (28 ER, 29.2 IP).</p> <p>In 21 appearances since 5/3, holds a 4.19 ERA over 34.1 IP, allowing 16 earned runs on 32 hits with 43 K and 11 walks.</p>										6/24	ND	31-25	2.0	2	2	2	1	0	5 0/0	
										6/29	W (2)	35-23	2.1	0	0	0	0	0	1 5 1/0	
										7/3 (2)	ND	26-18	1.1	2	1	1	1	0	1 2/0	
										7/8 (1)	S (1)	29-23	1.2	2	1	1	0	0	1 2/0	
										7/16	ND	20-14	1.2	0	0	0	0	0	2 0/0	
										7/20	ND	23-13	1.0	3	2	2	1	0	0 0/0	
<p>From 5/14-8/26/2022 (34.2 IP), he held his opponent to 0 earned runs in 22 out of 26 straight appearances, allowing just seven (7) earned runs total (1.84 ERA)</p> <p>Ranks second in the D-backs' organization in saves (13) since the start of the 2022 season.</p>										7/23	ND	23-9	0.0	5	5	5	0	0	0 0/0	
										7/26	ND	27-14	2.0	1	0	0	0	1	1 0/0	
										7/29	ND	19-11	1.0	1	0	0	0	0	1 0/0	
										LAST WIN: 6/29/23 vs TUL										
										LAST LOSS: 6/22/23 vs. MID										
										LAST SAVE: 7/8/23 (1) @ SPR										
2023 SPLITS		VS. RHB: .243/.311/.456, 25 H, 5 2B, 3B, 5 HR, 20 RBI, 39 K, 9 BB HOME: 15 G, 1-0, 5.75 ERA, 20.1 IP, 24 H, 13 ER, 3 HR, HBP, 26 K, 5 BB W/ RISP: .184/.267/.306, 9 H, 3 2B, HR, 19 RBI, 16 K, 6 BB				VS. LHB: .277/.338/.354, 19 H, 3 2B, 3B, 4 RBI, 17 K, 6 BB AWAY: 14 G, 1-0, 2.96 ERA, HLD, SV, 24.1 IP, 19 H, 8 ER, 2 HR, 30 K, 10 BB														

#31 JAKE RICE - LHP		2023 HIGHS: IP - 1.1, K - 3, BB - 3, H - 3, R - 5, ER - 5					RECENT APPEARANCES														
HEIGHT: 6'1"		WEIGHT: 220		B/T: L/L		AGE: 26 (7/19/1997 in Birmingham, AL)															
26 G	2-0	2/2 SV/SVO		28/26 K/BB		10.72 ERA															
OVERALL: 26 G, HLD, 7 GF, 22.2 IP, 17 H, 27 ER, 2 HR, 28 K, 26 BB, 7 HB												JULY: 4 G, 0-0, 5.40 ERA, 3.1 IP, 2 H, 2 ER, 4 K, 5 BB									
LAST 10 G: 0-0, 6.00 ERA, HLD, GF, 9.0 IP, 6 H, 6 ER, HB, 10 K, 13 BB												VS. MID: 4 G, 0-0, 8.31 ERA, HLD, GF, 4.1 IP, 3 H, 4 ER, HR, 5 K, 2 BB									
 Made his professional and Low-A debut on 8/18/2021 and tossed 3.2 innings of relief, allowing just one (1) hit and punching out six (6).																					
 In his Double-A and Soddie debut (5/26/2022 @ARK), he tossed 2.0 IP of relief and held the Travelers scoreless while scattering just two (2) hits and one (1) walk.																					
 During his time in Hillsboro in 2022 (4/9-5/22), tied 1st in wins (3) and 2nd in game appearances (11) among qualified club mates.																					
 From 8/12-9/16/2022 (AMA), he held his opponent scoreless in eight (8) out of 10 straight relief appearances (9.2 IP), allowing just four (4) earned runs and punching out 10 in the process (3.91 ERA).																					
2023 SPLITS		VS. RHB: .216/.438/.392, 11 H, 3 2B, 2 HR, 16 RBI, 19 K, 16 BB, 5 HB HOME: 14 G, 1-0, 6.57 ERA, 12.1 IP, 9 H, 9 R, 9 ER, HR, 14 K, 13 BB W/ RISP: .345/.545/.517, 10 H, 2 2B, HR, 20 RBI, 9 K, 13 BB, HB										VS. LHB: .194/.419/.226, 6 H, 2B, 6 RBI, 9 K, 10 BB, 2 HB AWAY: 12 G, 1-0, 15.68 ERA, 10.1 IP, 8 H, 18 ER, HR, 14 K, 13 BB, 6 HB									
LAST WIN: 4/25/23 vs. FRI																					
LAST LOSS: 8/24/21 vs. RC (A-)																					
LAST SAVE: 5/19/23 @ FRI																					
#25 MITCHELL STUMPO - RHP		2023 HIGHS: IP - 2.1, K - 4, BB -4, H - 4, R - 3, ER - 3					RECENT APPEARANCES														
HEIGHT: 6'2"		WEIGHT: 205		B/T: R/R		AGE: 26 (6/17/1996 in Raleigh, NC)															
21 G	1-2	-/- SV/SVO		38/27 K/BB		7.33 ERA															
OVERALL: 21 G, 1-2, 2 HLD, 7 GF, 23.1 IP, 23 H, 22 R, 19 ER, 3 HR, 38 K, 27 BB												JULY: 7 G, 0-0, 6.75 ERA, 6.2 IP, 4 H, 5 ER, 14 K, 10 BB, HB									
LAST 10 G: 0-1, 9.00 ERA, 2 GF, 12.0 IP, 12 H, 13 R, 12 ER, 3 HR, 19 K, 13 BB												VS. MID: 4 G, 0-0, 12.27 ERA, 2 GF, 3.2 IP, 3 H, 5 R, 5 ER, 7 K, 6 BB									
 Signed by the Arizona Diamondbacks as a minor league free agent on 7/2/2019 out of Guilford College (Guilford, NC).																					
 In his debut season from 8/8-8/30, appeared in seven straight games (9.0 IP) without allowing a run, conceding just two hits, a plunk and three walks while fanning 12 for a 12.0 K/9 and a 4.0 strikeout to walk ratio.																					
 Last season with Triple-A Reno, he finished the season with a 1.34 WHIP and a 10.6 K/9 (51 K, 43.1 IP)																					
2023 SPLITS		VS. RHB: .226/.373/.321, 12 H, HR, 2 2B, 12 RBI, 20 K, 11 BB HOME: 10 G, 1-0, 5.56 ERA, 11.1 IP, 8 H, 7 ER, HR, 19 K, 15 BB W/ RISP: .265/.500/.294, 9 H, 2B, 18 RBI, 16 K, 16 BB										VS. LHB: .289/.491/.500, 11 H, 3B, 2 HR, 10 RBI, 18 K, 16 BB AWAY: 11 G, 0-2, 9.00 ERA, 12.0 IP, 15 H, 15 R, 12 ER, 2 HR, 19 K, 12 BB									
LAST WIN: 5/31/23 vs. SPR																					
LAST LOSS: 6/23/23 @ CC																					
LAST SAVE: 4/12/23 vs SAC (AAA)																					
#29 RAFFI VIZCAINO - RHP		2023 HIGHS: IP - 2.0, K - 6, BB - 3, H - 2, R - 3, ER - 3					RECENT APPEARANCES														
HEIGHT: 6'0"		WEIGHT: 237		B/T: R/R		AGE: 27 (12/2/1995 in Sabana Grande, Dominican Republic)															
13 G	0-1	2/3 SV/SVO		22/11 K/BB		6.28 ERA															
OVERALL: 13 G, 7 GF, HLD, 14.1 IP, 13 H, 12 R, 10 ER, 4 HR, 22 K, 11 BB												JULY: 8 G, 0-1, 7.56 ERA, 4 GF, SV, HLD, 8.1 IP, 7 H, 7 ER, 3 HR, 8 K, 6 BB									
LAST 10 G: 0-1, 6.10 ERA, 5 GF, 10.1 IP, 10 H, 9 R, 7 ER, 3 HR, 12 K, 7 BB												VS. MID: 2 G, 0-0, 0.00 ERA, HLD, 3.0 IP, 4 K, 2 BB									
 Entering his ninth professional season after taking a one year hiatus for the 2022 campaign, professionally debuting back in 2013.																					
 During his debut 2013 season, he posted a 3.80 ERA across 11 game starts (47.1 IP) while punching out 41 batters.																					
 This season will be his first in the yellow city and the third season that he spends time at the Double-A level.																					
 In his most recent season (2021), he logged a 5.40 ERA (24 ER, 40.0 IP) in 32 relief appearances (2 GS).																					
2023 SPLITS		VS. RHB: .289/.396/.579, 11 H, 3 HR, 2 2B, 7 RBI, 17 K, 6 BB HOME: 7 G, 0-0, 9.00 ERA, 3 GF, 8.0 IP, 10 H, 10 R, 8 ER, 3 HR, 14 K, 8 BB W/ RISP: .300/.417/.600, 3 H, HR, 4 RBI, 4 K, 2 BB										VS. LHB: .125/.333/.313, 2 H, HR, RBI, 5 K, 5 BB AWAY: 6 G, 0-1, 2.84 ERA, 4 GF, 2/3 SVO, 6.1 IP, 3 H, 2 R, 2 ER, HR, 8 K, 3 BB									
LAST WIN: 4/28/23 vs SUG (AAA)																					
LAST LOSS: 7/5/23 @ SPR																					
LAST SAVE: 7/9 @ SPR																					

DATE	DEC	P-S	IP	H	R	ER	HR	BB	SO	IR/S
5/26	ND	17-3	0.0	0	4	4	0	3	0	0/0
6/3 (G1)	ND	25-11	1.0	0	0	0	0	1	0	0/0
6/9	H (3)	10-7	1.0	0	0	0	0	0	0	0/0
6/13	ND	12-9	1.0	1	0	0	0	0	1	0/0
6/15	ND	21-13	1.0	1	0	0	0	1	2	0/0
6/18	ND	21-14	0.2	2	1	1	0	1	1	2/2
6/20	ND	29-13	1.0	0	1	1	0	3	1	0/0
6/23	ND	30-12	1.0	1	2	2	0	3	1	0/0
7/16	ND	6-3	0.1	0	0	0	0	0	0	0/0
7/20	ND	19-9	1.0	1	0	0	0	2	1	1/1
7/23	ND	23-9	1.0	0	0	0	0	2	1	1/1
7/29	ND	29-18	1.0	1	2	2	0	1	3	0/0

DATE	DEC	P-S	IP	H	R	ER	HR	BB	SO	IR/S
6/13	H (2)	20-13	1.0	2	0	0	0	0	2	0/0
6/15	ND	10-5	1.0	0	0	0	0	0	1	0/0
6/20	ND	35-21	1.2	4	3	3	0	0	1	0/0
6/23	L (2)	32-21	2.0	3	3	2	2	0	2	0/0
6/29	ND	37-18	1.2	1	2	2	1	3	2	0/0
7/1	ND	26-12	1.1	0	0	0	0	2	3	1/0
7/4	ND	28-21	1.1	1	1	1	0	3	0	0/0
7/8 (2)	ND	10-8	1.0	0	0	0	0	0	1	0/0
7/14	ND	14-7	0.2	1	0	0	0	1	1	2/1
7/19	ND	30-14	0.1	0	3	3	0	4	1	0/0
7/23	ND	23-12	1.0	1	0	0	0	1	2	0/0
7/25	ND	25-13	1.0	1	1	1	0	2	3	3/3

DATE	DEC	P-S	IP	H	R	ER	HR	BB	SO	IR/S
4/12	ND	27-15	1.0	2	1	1	0	1	2	0/0
4/15	ND	42-22	2.0	1	2	2	1	3	6	0/0
4/19	ND	21-12	1.0	1	0	0	0	0	2	0/0
6/30	ND	24-14	1.0	2	2	0	0	1	2	0/0
7/3 (2)	ND	12-4	0.0	1	3	3	0	2	0	0/0
7/5	L (1) BS (1)	8-5	0.1	2	2	2	1	0	0	0/0
7/9	S (2)	19-11	1.0	0	0	0	0	1	0	0/0
7/15	ND	17-14	1.0	0	0	0	0	0	1	0/0
7/20	ND	29-20	2.0	2	1	1	1	1	2	0/0
7/23	ND	9-6	1.0	2	1	1	1	0	1	0/0
7/27	ND	22-12	1.0	0	0	0	0	2	1	0/0
7/29	H (1)	24-14	2.0	0	0	0	0	0	3	0/0

**PITCHER STARTS:** Albright (19), Hill (18), Patrick (18), Olivero (17), Bain (7), Tineo (4), Jarvis (3), Lin (3), Solomon (3), Grammes (2), Davies (1)

[illegible]

### PITCHING STREAKS (NO EARNED RUNS)

CONSECUTIVE SCORELESS INNINGS			CONSECUTIVE SCORELESS APPEARANCES		
PLAYER	LENGTH(IP) - DATES	STREAK STATS	PLAYER	LENGTH - DATES	STREAK STATS
Green	15.1 - 6/3-7/8	12 G, 8 H, 13 K, 4 BB	Green	12 G, 6/3-7/8	8 H, 13 K, 4 BB, 58 BF
Hill	14.1 - 7/15-27	3 GS, 6 H, 13 K, 4 BB	Backhus	9 G - 5/18-6/11	10 H, 14 K, 4 BB, HB
Saalfrank	12.1 - 5/4-5/30	9 G, 3 H, 18 K, 5 BB, HB	Saalfrank	8 G - 5/7-5/30	3 H, 17 K, 5 BB, HB
Patrick	11.1 - 5/21-6/3	3 GS, 3 H, 12 K, 4 BB	Pope	6 G - 5/26- 6/16	4 H, 11 K, 35 BF
Backhus	10.2 - 5/18-6/11	9 G, 10 H, 14 K, 4 BB, HB	Backhus	6 G - 4/15-5/3	2 H, 2 BB, 9 K
Pope	10.1 - 5/26-6/20	7 G, 4 H, 13 K, 2 BB, HB	Backhus	5 G, 7/8-28	6 H, 7 K, 5 BB
Patrick	10.0 - 7/19-25	2 GS, 8 K, 5 H, 2 BB	Grammes	5 G, 7/15-29	10 H, 14 K, 2 BB, HBP
Backhus	9.1 - 4/12-5/6	8 G, 4 H, 12 K, 2 BB	Rice	4 G, 6/3-15	H, 3 K, 2 BB, HB
Grammes	8.1 - 7/15-29	5 G (2 GS), 10 H, 14 K, 2 BB, HBP	Grammes	3 G, 6/28-7/5	2 H, 4 K, 3 BB
Lin	7.2 - 7/22-28	2 GS, 4 H, 9 K, BB, HBP	Montes De Oca	3 G, 7/9-20	3 H, 3 K, BB
Hill	7.1 - 4/8-4/15	2 GS, 6 H, 9 K, 4 BB, HBP	Montes De Oca	3 G, 6/8-30	2 K, 2 BB
Lin	6.2 - 7/16-22	2 GS, 2 H, 8 K, 2 BB	Otanez	3 G, 6/21-29	7 K, 3 BB
Backhus	6.0 - 7/8-28	5 G, 6 H, 7 K, 5 BB	Pope	3 G, 5/10-19	6 H, 6 K, BB
Goddard	6.0 - 4/26-5/9	4 G, 8 K, H	Rice	3 G, 7/16-23	H, K, 4 BB

## EJECTIONS

PLAYER/COACH	DATE/LOCATION	UMPIRE	REASON
Shawn Roof	4/30, HODGETOWN vs. FRI	HP Jarrod Moehlmann	Arguing call
Shawn Roof	5/20, Riders Field @ FRI	3B Steven Rios Jr.	Arguing call
Shawn Roof	6/9, Momentum Bank Ballpark @ MID	3B Sean Sparling	Checked swing
Jamison Hill	6/18, HODGETOWN vs SA	1B Steven Rios Jr.	Words
Shawn Roof	6/18, HODGETOWN, vs SA	HP Malcom Smith	Arguing call
Juan Centeno	6/30, HODGETOWN, vs TUL	HP Jarrod Moehlmann	Arguing call
Tom Gorzelanny	7/28, Momentum Bank Ballpark @ MID	HP Chris Murphy	Balls/Strikes

## AWARDS

PLAYER/COACH	AWARD	DATES	STATS
Bryce Jarvis	TEX Pitcher of the Week	4/17-4/23/2023	W, 5.0 IP, 0 H, 8 K, 4 BB
Ryan Bliss	Texas League Player of the Month	April	.410 AVG (34-for-83), 2 HR, 14 RBI, 17 R, 18 G
Chad Patrick	TEX Pitcher of the Week	5/22-5/28/2023	W, 7.0 IP, 2 H, 6 K, 2 BB
Ryan Bliss	Texas League Player of the Month	May	.361 AVG (35-for-97), 5 HR, 13 RBI, 21 R, 23 G
Andrew Saalfrank	Amarillo Player of the Month	May	9 C, 1-0, 1.42 ERA, 12.2 IP
Ryan Bliss	Amarillo Player of the Month	May	.361 AVG (35-for-97), 5 HR, 13 RBI, 21 R, 23 G
Caleb Roberts	TEX Player of the Week	6/28-7/2	.438 (7-for-16) 3 HR, 2 2B, 4 RBI, 3 BB, 1.675 OPS

## 2023 MILESTONES ON THE HORIZON

NAME	MILESTONE	TO MEET
Chad Patrick	150 Career Strikeouts	6

## 2023 MILESTONES REACHED

NAME	MILESTONE	DATE
Luke Albright	150 Career IP	4/7 @ FRI
Ryan Bliss	150 Career Hits	4/14 vs. CC
A.J. Vukovich	150 Career RBI	4/16 vs. CC
Tim Tawa	150 Career Hits	4/16 vs. CC
A.J. Vukovich	150 Career RBI	4/16 vs. CC
Andrew Saalfrank	100 Career Strikeouts	4/20 @ NWA
Jamison Hill	150 Career Strikeouts	4/21 @ NWA
Austin Pope	200 Career Strikeouts	4/21 @ NWA
Austin Pope	200 Career IP	6/24 @ CC
Devison De Los Santos	150 Career RBI	4/26 vs. FRI
Jackson Goddard	150 Career Strikeouts	4/28 vs. FRI
Deyni Olivero	400 Career IP	4/29 vs. FRI
Tristin English	250 Career Hits	4/29 vs. FRI
Adrian Del Castillo	100 Career Hits	4/30 vs. FRI
A.J. Vukovich	250 Career Hits	5/4 @ CC
Michel Otanez	250 Career Strikeouts	5/17 @ FRI
Ryan Bliss	200 Career Hits	5/28 @ SA
Ryan Bliss	100 Career RBI	6/17 vs SA
Kyle Backhus	100 Career IP	6/1 vs. SPR
Deyni Olivero	300 Career Strikeouts	6/3 (2) vs. SPR
Jordan Lawlar	150 Career Hits	6/3 (1) vs. SPR
Josh Green	250 Career Strikeouts	6/14 vs SA
Jeff Bain	500 Career Strikeouts	7/3 (2) vs TUL
Tim Tawa	Most Single-Season HR	14, 7/15 vs FRI
Caleb Roberts	Most Single-Season HR	10, 7/15 vs FRI
Jordan Lawlar	100 Career RBI	7/16 vs FRI
A.J. Vukovich	Most Single-Season HR	18, 7/22 vs WCH
Seth Beer	450 Career MiLB Hits	7/22 vs WCH
Kyle Backhus	150 Career Strikeouts	7/28 @ MID
Austin Pope	250 Career Strikeouts	7/29 @ MID

## SOD POODLES vs. LEAGUE IN 2023 (REGULAR SEASON)

NORTH DIVISION	OVERALL	HOME	AWAY	SOUTH DIVISION	OVERALL	HOME	AWAY
Arkansas	0-0	0-0	0-0	Corpus Christi	8-10	3-3	5-7
NW Arkansas	3-3	0-0	3-3	Frisco	9-9	5-4	4-5
Springfield	7-5	4-2	3-3	Midland	10-7	2-4	8-3
Tulsa	5-1	5-1	0-0	San Antonio	4-8	2-4	2-4
Wichita	4-2	4-2	0-0	---			

## SOD POODLES vs. LEAGUE ALL-TIME (REGULAR SEASON)

NORTH DIVISION	OVERALL	HOME	AWAY	SOUTH DIVISION	OVERALL	HOME	AWAY
Arkansas	11-14	6-6	5-8	Corpus Christi	49-47	23-17	26-30
NW Arkansas	18-14	8-5	10-9	Frisco	46-49	27-26	19-23
Springfield	20-17	10-8	10-9	Midland	55-43	26-23	29-20
Tulsa	22-22	13-12	9-10	San Antonio	27-29	12-12	15-17
Wichita	14-10	7-5	7-5	---			

## SOD POODLES OFFENSE

**Most Runs, Game:** 15 (7/3 (2) vs TUL)  
**Most Runs, Inning:** 7 (5x: Last: 6/29 vs. TUL, 1st inning)  
**Most Hits, Game (Team):** 18 (3x: Last: 6/8 @ MID)  
**Most Hits, Game (Indiv.):** 4 (3x: Last: Beer, 6/8 @ MID)  
**Fewest Hits, Game:** 2 (3x: Last: 5/18 @ FRI)  
**Most Hits, Inning:** 8 (5/5 @ CC, 3rd inning)  
**Most HRs, Game (Team):** 5 (3x, Last: 7/15 vs FRI)  
**Most HRs, Game (Indiv.):** 3 (Vukovich, 7/3 (1) vs TUL)  
**Most HR, Inning (Team):** 3 (2x, Last: 7/1 vs TUL, 6th inning)  
**Most SBs, Game (Team.):** 9 (7/1 vs. TUL)  
**Most SBs, Game (Indiv.):** 3 (3x, Last: Bliss, 7/3 (1) vs TUL)  
**Grand Slams:** 3 (Last: Tawa, 7/9 @ SPR)  
**Most Runners LOB, Team:** 14 (2x, Last: 7/4 @ SPR)  
**Most Runs Combined (Two Teams):** 23 (4x: Last: 6/10 @ MID)  
**Most Hits Combined (Two Teams):** 33 (4/12 vs. CC)  
**Most Home Runs During Series (Two Teams):** 31 (6/28-7/3 vs. TUL)  
**Most Runs To Overcome Deficit:** 10 (4/26 vs. FRI)

## SOD POODLES DEFENSE

**Most Errors, Team:** 4 (2x, Last: 5/23 @ SA)  
**Most Errors, Individual:** 2 (2x, Last: Duezenack, 7/28 @ MID)  
**Most Double Plays:** 3 (2x, Last: 7/18 vs. WCH)

## SOD POODLES PITCHING

**Most Ks, Team (9 innings):** 14 (5/19 @ FRI)  
**Most Ks, Team (extra innings):** 16 (6/30 vs TUL (13)  
**Most Walks, Team:** 11 (2x: Last: 5/26 @ SA)  
**Shutouts:** 5 (Last: 7/16 vs FRI)  
**Complete Games (9 IP):** --  
**Complete Games (7 IP):** --  
**Complete Game Shutout, Individual:** --  
**Complete Game Shutout (9.0 IP) Individual:** --  
**Longest Start:** 7.0 IP (4x, Last: Lin, 7/22 vs WCH)  
**Longest Relief Appearance:** 3.1 IP (2x: Last: Workman, 4/26 vs. FRI)  
**Most Ks, Individual:** 8 (8x: Last: Lin, 7/28 @ MID)  
**Most Walks, Individual:** 6 (2x: Last: Olivero, 5/23 @ SA)

## OPPONENTS OFFENSE

**Most Runs, Game:** 16 (2x: Last: 5/11 vs. MID)  
**Most Runs, Inning:** 8 (2x: Last: 5/17 @ FRI, 5th inning)  
**Most Hits, Game (Team):** 19 (5/11 vs. MID)  
**Most Hits, Game (Indiv.):** 5 (2x: Last: Calabuig, 5/11 vs. MID)  
**Fewest Hits, Game:** 2 (3x: Last: 5/27 @ SA)  
**Most Hits, Inning:** 7 (2x, Last: 6/20 @ CC)  
**Most HRs, Game (Team):** 5 (2x, Last: 7/3 (2) vs. TUL)  
**Most HRs, Game (Indiv.):** 3 (Rave, 4/18 @ NWA)  
**Most SBs, Game (Indiv.):** 3 (Acuña, 4/30 vs. FRI)  
**Grand Slams Against:** 5 (Last: Hicks, 5/20 @ FRI)  
**Most Runners LOB, Team:** 14 (5/26 @ SA)  
**Most Runs To Overcome Deficit:** 7 (7/28 @ MID)

## OPPONENTS PITCHING

**Most Ks Team (9 innings):** 17 (6/14 vs SA)  
**Most Ks, Team (extra innings):** 15 (6/30 vs TUL)  
**Most Walks, Team:** 12 (6/20 @ CC)  
**Most Ks, Individual:** 10 (Leiter, 5/17 @ FRI)  
**Most Walks, Individual:** 5 (3x, Last: Martinez, J, 7/9 @ SPR)

## OPPONENTS DEFENSE

**Most Errors, Team:** 3 (5x, Last: 7/4 @ SPR)  
**Most Errors, Individual:** 3 (Whitcomb, 4/12 vs. CC)  
**Most Double Plays:** 3 (2x, Last: 7/28 @ MID)

## MISCELLANEOUS

**Longest Home Game Time (9 innings):** 3:36 (6/15 vs. SA)  
**Shortest Home Game Time (9 innings):** 2:08 (7/21 vs. WCH)  
**Longest Road Game Time (9 innings):** 3:13 (5/5 @ CC)  
**Shortest Road Game Time (9 innings):** 2:05 (5/2 @ CC)  
**Longest Game Time (7 innings):** 2:32 (5/14 (2) vs. MID)  
**Shortest Game Time (7 innings):** 1:39 (6/3 (2) vs. SPR)  
**Longest Extra-Inning Game:** 3:42 (6/30 vs TUL)  
**Longest Game (Innings):** 13 (6/30 vs TUL)  
**Longest Game Delay (Home):** 0:40, 5/31 vs. SPR (rain)  
**Longest Game Delay (Road):** 1:53, 5/19 @ FRI (rain)  
**Highest Attendance (Home):** 7,588 (7/3 vs. TUL)  
**Highest Attendance (Road):** 10,019 (5/16 @ FRI)  
**Lowest Attendance (Home):** 3,231 (4/25 vs. FRI)  
**Lowest Attendance (Road):** 2,190 (6/11 @ MID)

# LAST TIME IT HAPPENED - 2023

## SOD POODLES (INDIVIDUAL)

**Perfect Game:**  
**No-Hitter (Individual):**  
**No-Hitter (Combined):**  
**No-Hitter (7-Inning):**  
**1-Hitter (Individual):**  
**1-Hitter (Combined):**  
**2-Hitter (Individual):**  
**2-Hitter (Combined):** 3x: Last: 5/27 @ SA, Patrick/Saalfrank  
**3-Hitter (Combined):** 7x: Last: 7/16 vs FRI, Lin/Pope/Rice/Backhus  
**3-Hitter (Individual):**  
**Complete Game Shutout (9 Inning):**  
**Complete Game Shutout (7 Inning):**  
**10 or more strikeouts (P):**  
**Four (4) Hits:** 3x, Last: Seth Beer (6/8 @ MID)  
**Five (5) Hits:**  
**Six (6) Hits:**  
**Three (3) Doubles:**  
**Four (4) Doubles:**  
**Two (2) Triples:**  
**Two HR Game:** 5x, Last: Melendez (7/23 vs WCH)  
**Three HR Game:** Vukovich (7/3 (1) vs TUL)  
**Grand Slam (Home):** 2x, Last: Roberts (7/3 (2) vs. TUL)  
**Grand Slam (Road):** Tawa (7/9 @ SPR)  
**Inside-The-Park HR:** Lawlar (7/3 (1) vs TUL)  
**Back-To-Back HRs:** 6x: Last: Roberts/Melendez (7/23 vs. WCH)  
**Back-To-Back-To-Back HRs:**  
**HR, Both Sides of the Plate:**  
**Hitting for the Cycle:**

**HR in 2 straight games:** 18x: Last: Vukovich (7/21-22 vs WCH)  
**HR in 3 straight games:** 2x, Last: Castillo (7/15-16 vs FRI, 7/18 vs WCH)  
**HR in 4 straight games:** Roberts (6/30-7/3 vs TUL)  
**Triple in 2 straight games:**  
**Five (5) RBI:** 3x, Last: Vukovich (7/22 vs WCH)  
**Seven (7) RBI:** Vukovich (7/3 (1) vs TUL)  
**Three Runs:** 17x: Last: Duzenack (7/29 @ MID)  
**Four Runs:** 4x, Last: Vukovich (7/3 (1) vs TUL)  
**Five Runs:**  
**Two Stolen Bases:** 10x: Last: Lawlar (7/3 (1) vs TUL)  
**Three Stolen Bases:** 3x, Last: Bliss (7/3 (1) vs TUL)  
**Four Stolen Bases:**  
**Steal of home (straight):**  
**Steal of home (double steal):** 2x, Last: Bliss/Lawlar, 6/22 @ CC  
**Four (4) Walks:** Roberts (5/31 vs. SPR)  
**Five (5) Walks:**  
**10 Total Bases in a game:** Vukovich (12, 7/3 (1) vs TUL)

## SOD POODLES TEAM

**20 Runs, Game:**  
**20 Hits, Game:**  
**10+ Runs, Inning:**  
**Back-to-back 15-hit games:**  
**Everyone in order gets a hit:** 7x: Last: 7/3 (1) vs TUL  
**Everyone in order scores a run:** 5/5 @ CC  
**Only player in order to get a hit:**  
**15+ Strikeouts, Game (Batting):** 2x, Last: 6/30 vs TUL (15)  
**Triple Play:**  
**Winning Streak:** 7 (6/6-6/13)  
**Losing Streak:** 4 (2x: Last: 5/23-5/26)



# HIGHS & LOWS - ALL TIME



## SOD POODLES OFFENSE

**Most Runs, Game:** 20 (9/11/21 vs. TUL)  
**Most Runs, Inning:** 11 (6/11/22 vs. FRI, 8th inning)  
**Most Hits, Game:** 24 (9/11/21 vs. TUL)  
**Most Hits, Game (Indiv.):** 5 (3x: Last: Barrosa, 7/22 @ MID)  
**Fewest Hits, Game:** 0 (5/26/22 @ ARK)  
**Most HRs, Game (Team):** 7, (6/5/21 @ FRI)  
**Most HRs, Game (Indiv.):** 3, 2x, Last: Vukovich (7/3/23 (1) vs TUL)  
**Grand Slams:** 14 (Last: Tawa, 7/9 @ SPR, 3rd inning)  
**Most SBs, Game (Team.):** 9 (7/1/23 vs. TUL)  
**Most SBs, Game (Indiv.):** 3 (8x: Last: Bliss, 7/3/23 (1) vs. TUL)  
**Most Runners LOB, Team:** 14 (5x: Last: 7/4/23 @ SPR)  
**Most Runs Combined (Two Teams):** 33 (4/12/23 vs. CC)  
**Most Hits Combined (Two Teams):** 37 (2x: Last: 4/23/22 vs SA)  
**Most Home Runs During Series (Two Teams):** 34 (9/7-12/21 vs. TUL)  
**Most Runs To Overcome Deficit:** 10 (4/26/23 vs. FRI)

## SOD POODLES DEFENSE

**Most Errors, Team:** 5 (6/19/21 vs. MID)  
**Most Errors, Individual:** 2 (27x: Last: Duzenack, 7/28/23 @ MID)  
**Most Ground Into Double Plays:** 4 (2x: Last: 9/17/21 vs. FRI)

## SOD POODLES PITCHING

**Most Ks, Team (9 innings):** 17 (2x: Last: 5/9/21 @ TUL)  
**Most Ks, Team (extra innings):** 19 (5/11/19 @ CC)  
**Most Walks, Team:** 12 (8/27/22 @ CC)  
**Shutout:** 25x: Last: 7/16/23 vs FRI  
**Last Complete Game (9 IP):** --  
**Last Complete Game (7 IP):** Nelson (G1, 9/1/21 @ SA)  
**Last Complete Game (5 IP):** Walston (7/29/22 vs. CC)  
**Last Complete Game Shutout:** Frias (8/1/21 vs. SA (7))  
**Longest Start:** 8.0 IP (Cecconi, 6/8/22 vs FRI)  
**Longest Relief Appearance:** 3.1 IP (4x, last: Workman, 4/26 vs FRI)  
**Most Ks, Individual:** 12 (4x: Last: Pfaadt: 6/23/22 @ CC)  
**Most Walks, Individual:** 7 (Nelson, 7/6/21 @ SA)



# LAST TIME IT HAPPENED - ALL TIME

## SOD POODLES (INDIVIDUAL)

**Perfect Game:**  
**No-Hitter (Individual):**  
**No-Hitter (Combined):**  
**No-Hitter (7-Inning):** 2x: Tabor, 7/11/21 @ SA; Frias, 8/1/21 vs. SA  
**1-Hitter (Individual):** 7/29/22 (Walston, 5-inning game)  
**1-Hitter (Combined):** 2x: Last: 4/16/22 (Jarvis, Weiss - 7 inning game)  
**2-Hitter (Individual):**  
**2-Hitter (Combined):** 5x: Last: 5/27/23 @ SA, Albright/Saalfrank  
**3-Hitter (Combined):** 22x: Last: 7/16/23 vs FRI, Lin/Pope/Rice/Backhus  
**3-Hitter (Individual):**  
**Complete Game Shutout (9 Inning):**  
**Complete Game Shutout (7 Inning):** 2x: Tabor, 7/11/21 @ SA; Frias, 8/1/21 vs. SA  
**10 or more strikeouts:** 14x, Last: Walston (7/29/22 vs. CC)  
**Four (4) Hits:** 31x: Last: Beer (6/8/23 @ MID)  
**Five (5) Hits:** 3x: Last: Cedenio (8/18/22 @ MID)  
**Six (6) Hits:**  
**Three (3) Doubles:** 3x: Last: Carroll, (4/23/22 vs SA)  
**Four (4) Doubles:**  
**Two (2) Triples:**  
**Two HR Game:** 34x: Last: Melendez (7/23/23 vs. WCH)  
**Three HR Game:** 2x, Last: Roberts, 7/3/23 (2) vs TUL)  
**Grand Slam (Home):** 11x: Last: Roberts, 7/3/23 (2) vs. TUL)  
**Grand Slam (Road):** 3x: Last: Tawa, 7/9/23 @ SPR  
**Inside-The-Park HR:** 5x: Last: Lawlar (7/3/23 (1) vs TUL)  
**Back-To-Back HRs:** 22x: Last: Roberts/Melendez (7/23/23 vs. WCH)  
**Back-To-Back-To-Back HRs:**  
**B-2-B-2-B-2-B HRs:** 9/11/21 vs. TUL - Garrett/Kennedy/Fletcher/Canzone (3rd inning)  
**HR, Both Sides of the Plate:** 3x: Last: Stankiewicz (7/15/22 vs SA)  
**Hitting for the Cycle:**

## OPPONENTS OFFENSE

**Most Runs, Game:** 21 (2x: Last: 9/2/22 vs. FRI)  
**Most Runs, Inning:** 11 (9/2/22 vs. FRI, 5th inning)  
**Most Hits, Game (Team):** 23 (9/2/22 vs. FRI)  
**Most Hits, Game (Indiv.):** 6 (Guldborg, 4/10/22 vs MID)  
**Fewest Hits, Game:** 0 (2x: Last: 8/1/21 vs. SA - Frias no-hitter)  
**Most HRs, Game (Team):** 9 (Last: 5/17/22 vs. TUL)  
**Most HRs, Game (Indiv.):** 4 (Chandler Redmond, 8/10/22 vs SPR)  
**Most SBs, Game (Indiv.):** 3 (Acuña, 4/30/23 vs. FRI)  
**Grand Slams:** 23 (Last: Hicks, 5/20/23 @ FRI, off Hill, 5th inning)  
**Most Runners LOB, Team:** 16 (4/10/22 vs. MID)  
**Most Runs To Overcome Deficit:** 10 (7/18/21 @ MID)

## OPPONENTS PITCHING

**Most Ks Team (9 innings):** 17 (3x: Last: 6/14/23 vs SA)  
**Most Ks, Team (extra innings):** 19 (5/11/19 @ CC, 10)  
**Most Walks, Team:** 12 (6/20 @ CC)  
**Shutout:** 21x: Last: 4/22/23 @ NWA  
**Last Complete Game:** Jones (5/26/22 (2) @ ARK)  
**Last Complete Game Shutout (7 IP):** Jones (5/26/22 (2) @ ARK)  
**Most Ks, Individual:** 14 (Dustin May, 6/22/19 @ TUL)  
**Most Walks, Individual:** 7 (Robaina, 7/31/22 vs. CC)

## OPPONENTS DEFENSE

**Most Errors, Team:** 4 (5x: Last: 7/22/22 @ MID)  
**Most Errors, Individual:** 3 (3x: Last: Whitcomb, 4/12/23 vs. CC)  
**Most Ground Into Double Plays:** 4 (2x: Last: 9/14/22 @ SA)

## MISCELLANEOUS

**Longest Home Game Time (9 innings):** 4:08 (9/11/21 vs. TUL)  
**Shortest Home Game Time (9 innings):** 2:01 (6/8/22 vs FRI)  
**Longest Road Game Time (9 innings):** 3:34 (7/29/19 @ NWA)  
**Shortest Road Game Time (9 innings):** 1:50 (8/21/22 @ MID)  
**Longest Game Time (7 innings):** 2:36 (9/1/21 @ SA)  
**Shortest Game Time (7 innings):** 1:29 (5/26/22 (2) @ ARK)  
**Longest Extra-Inning Game:** 4:08 (4/22/22 vs. SA, 11)  
**Longest Game (Innings):** 13 (6/30/23 vs TUL)  
**Longest Game Delay (Home):** 3:15 (5/18/21 vs. MID)  
**Longest Game Delay (Road):** 1:53 (5/19/23 @ FRI)  
**Highest Attendance (Home):** 7,588 (7/3/23 vs. TUL)  
**Highest Attendance (Road):** 10,366 (5/18/19 @ FRI)  
**Lowest Attendance (Home):** 3,851 (6/1/22 vs. MID)  
**Lowest Attendance (Road):** 1,906 (8/17/22 @ MID)  
**Largest Margin of Victory:** 15 (19-4, 6/9/21 vs. CC)  
**Largest Margin of Defeat:** 19 (21-2, 9/2/22 vs. FRI)

## SOD POODLES TEAM

**20 Runs, Game:** 20, 9/11/21 vs. TUL  
**20 Hits, Game:** 5x: Last: 20, 8/18/22 @ MID  
**10+ Runs, Inning:** 2x: Last: 6/11/22 vs. FRI (11, 8th inning)  
**Back-to-back 15-hit games:** 2x: Last: 4/22-4/23/22 vs. SA  
**Everyone in order gets a hit:** 33x: Last: 7/3/23 (1) vs. TUL  
**Everyone in order gets multiple-hits:** 5/8/22 vs. MID  
**Everyone in order scores a run:** 7x: Last: 5/5/23 @ CC  
**Only player in order to get a hit:** 4x: Last: Diaz, G1, 9/1/21 @ SA  
**15+ Strikeouts, Game (Batting):** 18x: Last: 6/30/23 vs TUL (15)  
**Triple Play:**  
**Winning Streak:** 7 (6/6-13/23)  
**Losing Streak:** 7 (7/30-8/6/22)

DATE	NO	TRANSACTION
4/7	1	INF Camden Duzenack reinstated from the Dev. List, transferred to AMA.
4/11	2	RHP Josh Green reinstated from the Dev. List, assigned to AMA.
4/11	3	RHP Jackson Goddard placed on the Dev. List.
4/12	4	LHP Joe Mantiply assigned to AMA on MLB Rehab Assignment.
4/14	5	INF Camden Duzenack transferred to RNO.
4/18	6	LHP Joe Mantiply recalled from MLB Rehab Assignment to ARI.
4/18	7	RHP Jackson Goddard reinstated from Dev. List, assigned to AMA.
4/20	8	OF Caleb Roberts placed on AMA IL.
4/21	9	RHP Raffi Vizcaino transferred from AMA to RNO.
4/21	10	INF Jonathan Guzman transferred to AMA from HIL.
4/21	11	LHP Hugh Fisher transferred to AMA from HIL.
4/22	12	RHP Michel Otanez placed on AMA IL.
4/25	13	RHP Byrce Jarvis transferred from AMA to RNO.
4/25	14	LHP Dillon Larsen transferred to AMA from HIL.
4/25	15	RHP Marcos Tineo transferred to AMA from HIL.
5/2	16	RHP Mitchell Stump transferred to AMA from RNO.
5/2	17	LHP Dillon Larsen transferred from AMA to HIL.
5/5	18	INF Tristin English transferred from AMA to RNO.
5/5	19	INF Kevin Vicuña signed by ARI, assigned to AMA.
5/7	20	INF Jonathan Guzman placed on AMA IL.
5/8	21	INF Jarrod Watkins transferred to AMA from HIL.
5/10	22	RHP Josh Green placed on AMA IL.
5/13	23	RHP Michel Otanez reinstated from AMA IL.
5/14	24	INF Neyfy Castillo placed on AMA IL.
5/16	25	OF Caleb Roberts reinstated from AMA IL.
5/16	26	RHP Endrys Briceno transferred to AMA from RNO.
5/16	27	RHP Marcos Tineo released.
5/19	28	INF Camden Duzenack reinstated from RNO IL, transferred to AMA.
5/19	29	LHP Hugh Fisher placed on Dev. List.
5/20	30	RHP Zach Davies assigned to AMA on MLB Rehab.
5/23	31	INF Neyfy Castillo reinstated from IL.
5/23	32	INF Seth Beer reinstated from Dev. List, transferred to AMA.
5/23	33	INF Kevin Vicuña placed on Dev. List.
5/23	34	INF Jarrod Watkins released.
5/25	35	RHP Endrys Briceno transferred from AMA to RNO.
5/25	36	RHP Conor Grammes transferred to AMA from HIL.
5/26	37	RHP Michel Otanez transferred from AMA to RNO.
5/26	38	LHP Hugh Fisher reinstated from Dev. List.
6/1	39	RHP Josh Green reinstated from IL.
6/1	40	LHP Hugh Fisher placed on Dev. List.
6/13	41	RHP Christian Montes De Oca placed on IL.
6/20	42	RHP Blake Workman released.
6/20	43	LHP Andrew Saalfank transferred from AMA to RNO.
6/20	44	RHP Michel Otanez transferred to AMA from RNO.
6/20	45	RHP Peter Solomon transferred to AMA from RNO.
6/21	46	INF Kevin Vicuña transferred from AMA to HIL.
6/24	47	RHP Jackson Goddard placed on AMA IL.
6/26	48	RHP Gerald Ogando transferred to AMA from HIL.
6/29	49	RHP Raffi Vizcaino reinstated from RNO IL, transferred to AMA.
6/29	50	RHP Christian Montes De Oca reinstated from IL.
6/29	51	LHP Jake Rice placed on Dev. List.
7/1	52	INF Kevin Vicuña transferred to AMA from HIL.
7/1	53	INF Deyvison De Los Santos placed on the Dev. List.
7/7	54	INF Julio Carrion transferred to AMA from VIS.
7/7	55	INF Ryan Bliss placed on Temp. Inactive List.
7/7	56	INF Jordan Lawlar placed on Temp. Inactive List.
7/9	57	RHP Deyni Olivero placed on Dev. List.
7/13	58	INF Jordan Lawlar reinstated from Temp. Inactive List.
7/13	59	C J.J. D'Orazio transferred to AMA from HIL.
7/13	60	LHP Yu-Min Lin transferred to AMA from HIL.
7/13	61	LHP Will Mabrey transferred to AMA from HIL.
7/13	62	INF Ivan Melendez transferred to AMA from HIL.

[illegible][illegible]

Game	Date	Opponent	W/L	Winning Pitcher	Losing Pitcher	Save	Record	Standing	Attendance	TOG
1	4/6	@ FRI	L, 12-4	Anderson, G (1-0)	Jarvis, B (0-1)	-	0-1	T-2nd (-1.0)	8,320	2:28
2	4/7	@ FRI	W, 3-1	Albright, L (1-0)	Krauth, N (0-1)	Backhus, K (1)	1-1	T-1st (+0.5)	8,655	2:16
3	4/8	@ FRI	W, 5-3	Rice, J (1-0)	Starr, N (0-1)	Vizcaino, R (1)	2-1	T-1st (+1.0)	9,030	2:57
4/9-10		OFF								
4	4/11	CC	L, 5-4	Melendez, J (1-0)	Patrick, C (0-1)	Macuare, A (1)	2-2	T-2nd (-1.0)	5,452	2:26
5	4/12	CC	W, 13-10	Mantiply, J (1-0)	Robaina, J (0-1)	-	3-2	T-1st (+1.0)	4,093	3:16
6	4/13	CC	W, 5-2	Jarvis, B (1-1)	Cobos, F (0-1)	Montes De Oca, C (1)	4-2	1st (+1.0)	4,547	2:39
7	4/14	CC	L, 13-10	Sprinkle, J (1-0)	Albright, L (1-1)	-	4-3	T-1st (+1.0)	6,417	2:54
8	4/15	CC	W, 5-3	Mantiply, J (2-0)	Gordon, C (0-2)	Backhus, K (2)	5-3	1st (+1.0)	6,146	2:28
9	4/16	CC	L, 11-5	Melendez, J (2-0)	Patrick, C (0-2)	-	5-4	T-1st (+1.0)	5,187	2:54
4/17		OFF								
10	4/18	@ NWA	L, 16-6	Del Rosario, Y (1-0)	Olivero, D (0-1)	-	5-5	T-1st (+1.0)	2,399	2:40
11	4/19	@ NWA	W, 5-0	Jarvis, B (2-1)	Veneziano, A (1-1)	-	6-5	T-1st (+1.0)	2,792	2:29
12	4/20	@ NWA	W, 3-2 (10)	Otanez, M (1-0)	Biasi, D (1-1)	Rice, J (1)	7-5	1st (+0.5)	3,751	3:08
13	4/21	@ NWA	L, 5-0	Hoffmann, A (2-1)	Hill, J (0-1)	-	7-6	T-1st (+1.0)	4,690	2:26
14	4/22	@ NWA	L, 5-0	Marsh, A (1-0)	Patrick, C (0-3)	-	7-7	T-1st (+3.0)	4,856	2:14
15	4/23	@ NWA	W, 6-2	Saalfrank, A (1-0)	Way, B (0-2)	-	8-7	T-1st (+0.5)	4,640	2:48
4/24		OFF								
16	4/25	FRI	W, 9-7	Rice, J (2-0)	Starr, N (1-2)	Backhus, K (3)	9-7	T-1st (+1.0)	3,231	2:34
17	4/26	FRI	W, 12-11 (10)	Workman, B (1-0)	Church, M (0-1)	-	10-7	1st (+1.0)	3,275	3:24
18	4/27	FRI	L, 5-1	Roby, T (1-2)	Bain, J (0-1)	-	10-8	1st (+0.5)	6,239	2:38
19	4/28	FRI	L, 12-6	Speas, A (1-0)	Patrick, C (0-4)	-	10-9	2nd (-0.5)	4,393	2:55
20	4/29	FRI	W, 11-4	Olivero, D (1-1)	Leiter, J (0-2)	-	11-9	1st (+0.5)	5,928	2:38
21	4/30	FRI	L, 12-7	Church, M (1-1)	Tineo, M (0-1)	-	11-10	T-1st (+0.5)	5,125	2:53
5/1		OFF								
22	5/2	@ CC	L, 3-1	Robaina, J (1-2)	Fisher, H (0-1)	-	11-11	T-2nd (-1.0)	2,774	2:05
23	5/3	@ CC	W, 3-0	Pope, A (1-0)	Kouba, R (1-1)	Backhus, K (4)	12-11	T-1st (+1.5)	2,401	2:15
24	5/4	@ CC	L, 6-1	Gordon, C (2-2)	Patrcik, C (0-5)	-	12-12	T-2nd (-1.0)	3,678	2:11
25	5/5	@ CC	W, 12-8	Goddard, J (1-0)	Plumlee, P (0-1)	-	13-12	T-1st (+2.5)	4,651	3:13
26	5/6	@ CC	L, 12-7	VanWey, L (1-0)	Tineo, M (0-2)	-	13-13	T-2nd (-1.0)	4,327	2:49
27	5/7	@ CC	L, 5-4	Arrighetti, S (2-2)	Albright, L (1-2)	McDonald, C (1)	13-14	T-2nd (-2.0)	4,726	2:28
5/8		OFF								
28	5/9	MID	L, 11-9	Supak, T (2-0)	Hill, J (0-2)	-	13-15	2nd (-3.0)	6,284	2:47
29	5/10	MID	W, 6-3	Saalfrank, A (2-0)	Salinas, R (1-2)	-	14-15	2nd (-2.0)	4,495	2:20
30	5/11	MID	L, 16-6	Pérez, F (1-0)	Olivero, D (1-2)	-	14-16	2nd (-3.0)	5,363	2:56
31	5/12	MID	L, 6-1	Cushing J (1-0)	Tineo, M (0-3)	-	14-17	3rd (-4.0)	7,165	2:27
	5/13	MID	PPD							
32	5/14(1)	MID	W, 10-1	Albright, L (2-2)	Ginn, J (0-2)	-	15-17	-	0	1:40
33	5/14(2)	MID	L, 13-1	Tomioka, S (1-0)	Hill, J (0-3)	-	15-18	3rd (-4.0)	4,621	2:32
5/15		OFF								
34	5/16	@ FRI	L, 3-2	Church, M (2-2)	Goddard, J (1-1)	Starr, N (1)	15-19	3rd (-4.0)	10,019	2:30
35	5/17	@ FRI	L, 10-4	Leiter, J (2-2)	Olivero, D (1-3)	-	15-20	T-4th (-4.0)	2,890	2:27
36	5/18	@ FRI	L, 7-1	Garcia, R (1-3)	Bain, J (0-2)	-	15-21	5th (-4.0)	3,480	2:13
37	5/19	@ FRI	W, 2-1	Albright, L (3-2)	White, O (1-1)	Rice, J (2)	16-21	T-4th (-4.0)	5,943	2:24 (1:53)
38	5/20	@ FRI	L, 8-7 (10)	Kelly, A (2-0)	Stumpo, M (0-1)	-	16-22	T-4th (-5.0)	7,070	3:26
39	5/21	@ FRI	W, 3-1	Patrick, C (1-5)	Church, M (2-3)	Montes De Oca, C (2)	17-22	T-4th (-5.0)	6,306	2:32
5/22		OFF								
40	5/23	@ SA	L, 14-4	Bachar, L (2-0)	Olivero, D (1-4)	-	17-23	5th (-5.0)	5,054	2:48
41	5/24	@ SA	L, 4-3	Hernandez, N (3-1)	Montes De Oca, C (0-1)	-	17-24	5th (-5.0)	4,990	2:35
42	5/25	@ SA	L, 5-4	Kopps, K (3-0)	Otanez, M (1-1)	Jacob, A (1)	17-25	5th (-6.0)	3,549	2:35
43	5/26	@ SA	L, 8-2	Wolf, J (3-5)	Hill, J (0-4)	-	17-26	5th (-7.0)	4,124	2:57
44	5/27	@ SA	W, 1-0	Patrick, C (2-5)	Snider, D (0-3)	Saalfrank, A (1)	18-26	5th (-6.0)	4,828	2:30
45	5/28	@ SA	W, 9-3	Grammes, C (1-0)	Henry, H (1-2)	-	19-26	5th (-5.0)	3,530	2:46
5/29		OFF								
46	5/30	SPR	W, 7-1	Bain, J (1-2)	Gragg, L (0-3)	-	20-26	5th (-4.0)	4,179	2:11
47	5/31	SPR	W, 13-8	Stumpo, M (1-1)	Sawyer, L (1-2)	-	21-26	4th (-4.0)	4,177	3:03
48	6/1	SPR	W, 3-2	Grammes, C (2-0)	Pereira, W (3-3)	-	22-26	4th (-4.0)	4,690	1:54
49	6/2	SPR	PPD							
49	6/3 (1)	SPR	L, 5-4 (8)	Roycroft, C (1-0)	Backhus, K (0-1)	Granillo, A (2)	22-27	4th (-3.5)	-	2:26
50	6/3 (2)	SPR	W, 6-1 (7)	Olivero, D (2-4)	Hernandez, K (5-2)	-	23-27	4th (-4.0)	6,502	1:39
51	6/4	SPR	L, 6-5	Sawyer, L (2-2)	Grammes, C (2-1)	-	23-28	4th (-4.0)	5,636	2:44

