

# OMAHA STORM CHASERS GAME NOTES

## @ IOWA CUBS

LHP Austin Cox (0-0, 3.38 ERA) @ RHP Riley Thompson (0-0, 2.25 ERA)

Wednesday, April 12, 2023 | Game #11 | Road Game #5

12:08 p.m. CT | Principal Park | Des Moines, Iowa

Radio: [stormchasers.mixlr.com](http://stormchasers.mixlr.com) | TV: [MiLB.TV](http://MiLB.TV)

5-5

7-2

Omaha Storm Chasers | 12356 Ballpark Way, Papillion, Nebraska 68046 | (402) 738-5100 | [OmahaStormChasers.com](http://OmahaStormChasers.com) | @OMASstormChasers

### UPCOMING SCHEDULE & PROBABLE PITCHERS

#### UPCOMING GAMES

#### OPPONENT





#### TIME (CT)

#### PROBABLE PITCHERS

|                    |        |              |   |
|--------------------|--------|--------------|---|
| Thursday, April 13 | @ Iowa | 6:38 p.m. CT | RHP Jonathan Heasley (1-0, 4.50 ERA) @ RHP Adrian Sampson (0-0, 8.64 ERA) |
| Friday, April 14   | @ Iowa | 7:08 p.m. CT | LHP Drew Parrish (1-0, 0.00 ERA) @ RHP Nick Neidert (0-1, 8.4 ERA)        |
| Saturday, April 15 | @ Iowa | 3:08 p.m. CT | RHP Max Castillo (0-2, 7.27 ERA) @ RHP Caleb Kilian (0-0, 12.79 ERA)      |
| Sunday, April 16   | @ Iowa | 1:08 p.m. CT | TBD @ LHP Roenis Elías (1-0, 7.00 ERA)                                    |

### THE MATCHUP

(UNDERLINE = MiLB LEADER) (BOLD = TRIPLE-A LEADER) (ITALICS = TRIPLE-A WORST)

|  |   |   |   |
|--|---|---|---|
|  |  |  |  |
| .285 (4TH) <b>AVG</b> > .289 (2ND)   | 5.97 (18TH) <b>ERA</b> > 5.57 (14TH)  |   |   |
| 71 (2ND) <b>R</b> > 75 (1ST)   | 1.67 (19TH) <b>WHIP</b> > 1.71 (20TH)   |   |   |
| 101 (2ND) <b>H</b> > 86 (7TH)  | .288 (20TH) <b>AVG</b> > .269 (17TH)  |   |   |
| 19 (1ST) <b>HR</b> > 13 (6TH)  | 89.0 (1ST) <b>IP</b> > 76.0 (17TH)  |   |   |
| 48 (5TH) <b>BB</b> > 52 (2ND)  | 103 (20TH) <b>H</b> > 82 (14TH)   |   |   |
| 94 (14TH) <b>K</b> > 93 (13TH)   | 63 (18TH) <b>R</b> > 59 (16TH)  |   |   |
| 15 (3RD) <b>SB</b> > 6 (16TH)  | 15 (16TH) <b>HR</b> > 13 (14TH)   |   |   |
| .370 (5TH) <b>OBP</b> > .402 (1ST)   | 46 (14TH) <b>BB</b> > 48 (17TH)   |   |   |
| .510 (1ST) <b>SLG</b> > .490 (4TH)   | 91 (11TH) <b>K</b> > 91 (11TH)  |   |   |
| .880 (3RD) <b>OPS</b> > .892 (1ST)   | 0 (8TH) <b>SHO</b> > 0 (8TH)  |   |   |

ALL-TIME vs. Cubs ..... 529-500 (.514)  
 Since 2005: ALL-TIME in Omaha ..... 74-72 (.507)  
 Since 2005: ALL-TIME in Iowa ..... 66-87 (.431)

2023 vs. Cubs ..... 0-1 (.000)  
 2023 at Werner Park ..... 0-1 (.000)  
 2023 at Principal Park.....

| DATE | H/R | SCORE         | WIN      | LOSS      | SAVE         |
|------|-----|---------------|----------|-----------|--------------|
| 4/11 | R   | <b>L, 9-6</b> | R. Elías | M. Mayers | M. Rodríguez |
| 4/12 | R   |               |          |           |              |
| 4/13 | R   |               |          |           |              |
| 4/14 | R   |               |          |           |              |
| 4/15 | R   |               |          |           |              |
| 4/16 | R   |               |          |           |              |
| 6/28 | H   |               |          |           |              |
| 6/29 | H   |               |          |           |              |
| 6/30 | H   |               |          |           |              |
| 7/1  | H   |               |          |           |              |
| 7/2  | H   |               |          |           |              |
| 7/3  | H   |               |          |           |              |
| 8/8  | H   |               |          |           |              |
| 8/9  | H   |               |          |           |              |
| 8/10 | H   |               |          |           |              |
| 8/11 | H   |               |          |           |              |
| 8/12 | H   |               |          |           |              |
| 8/13 | H   |               |          |           |              |
| 9/5  | R   |               |          |           |              |
| 9/6  | R   |               |          |           |              |
| 9/7  | R   |               |          |           |              |
| 9/8  | R   |               |          |           |              |
| 9/9  | R   |               |          |           |              |
| 9/10 | R   |               |          |           |              |

### STORM CHASERS ON THE RISE

Omaha players that appear on a Top-30 Royals prospects ranking

| PLAYER (Position)     | MLB PIPELINE  | BASEBALL AMERICA |
|-----------------------|---------------|------------------|
| Maikel García (INF)   | Royals No. 3  | Royals No. 6     |
| Nick Loftin (INF/OF)  | Royals No. 4  | Royals No. 10    |
| Tyler Gentry (OF)     | Royals No. 8  | Royals No. 7     |
| Samad Taylor (INF/OF) | Royals No. 21 | Royals No. 24    |
| Tucker Bradley (OF)   | Royals No. 25 | -                |
| Jackson Kowar (RHP)   | -             | Royals No. 17    |
| Max Castillo (RHP)    | -             | Royals No. 18    |

### STORM CHASERS PRESS BOX



Game Notes compiled by Nicholas Badders

Credential Requests: [nicholasb@omahastormchasers.com](mailto:nicholasb@omahastormchasers.com)

Omaha Storm Chasers gameday information, as well as the 2023 Storm Chasers Media Guide can be found at [milb.com/omaha/ballpark/media](http://milb.com/omaha/ballpark/media) or by scanning the QR code to the right.



### YESTERDAY'S GAME

|   | 1 | 2 | 3 | 4 | 5 | 6 | 7 | 8 | 9 | R | H  | E | LO |
|---|---|---|---|---|---|---|---|---|---|---|----|---|----|
|  Omaha | 0 | 0 | 0 | 0 | 3 | 3 | 0 | 0 | 0 | 6 | 10 | 0 | 6  |
|  Iowa  | 1 | 3 | 5 | 0 | 0 | 0 | 0 | 0 | x | 9 | 7  | 1 | 6  |

WIN: Roenis Elías (1-0) | LOSS: Mike Mayers (0-1) | SAVE: Manuel Rodríguez (1)

**DES MOINES, IOWA** – Despite trailing by nine runs after the third inning, the Omaha Storm Chasers twice brought the tying run to the plate in the late innings of the game, but fell to the Iowa Cubs, 9-6 on Tuesday night at Principal Park.

- Things looked bleak early, as the I-Cubs struck Chasers starter **Mike Mayers** for eight runs on four hits and four walks over 2.0 innings, as he left the game with an athletic trainer in the 3rd inning.
- Left-hander **Marcelo Martínez** took over and allowed a pair of inherited runners to score, then settled into a groove at the end of the 3rd and into the 4th inning.
- Martínez combined with **Andrés Núñez**, **Evan Sisk** and **Collin Snider** to set down 13 straight Cubs hitters and 15 of 17 between the fourth and seventh innings, giving the Storm Chasers a chance to work back into the game.
- After singles from **Logan Porter** and **Freddy Fermin** opened the 5th, **Samad Taylor** started the scoring for Omaha, with a three-run homer to center, his second homer of the season.
- After a pair of quick outs opened the sixth, the Chasers put five straight on base, to bring the tying run to the plate ... **Nick Loftin** and Porter doubled back-to-back, with Porter's extra-base hit scoring Loftin ... two pitchers later, catcher **Freddy Fermin** crushed a home run, his third of the season and third hit of the game to bring the Chasers within three.
- Dairon Blanco** and **Tucker Bradley** ended the sixth on base, but Omaha stayed within three into the eighth inning. Loftin singled and Fermin doubled to put two runners in scoring position with Snider loaded the bases in the bottom of the eighth, with a double and two walks, but struck out Iowa first baseman **Matt Mervis** to end the inning. Omaha went quietly in the ninth, however and the Chasers fell 9-6.

### NOTES AND NUGGETS

#### WHAT DO YOU FERMIN?

After a slow start to the season, catcher **Freddy Fermin** has bounced back in the last couple of games and has hits in seven consecutive plate appearances.

- Fermin went hitless in his first five games of the season, beginning the year with an 0-for-19 stretch at the plate that carried into his sixth game of the season, on Friday, April 7th ... his first hit of the year came on a single to left field in the 5th inning on 4/7.
- In the 10 plate appearances since snapping his hitless streak, Fermin is 8-for-19 with a double, three home runs and six runs batted in ... he went 3-for-4 with 2 HR and 6 RBI on Saturday vs. Toledo, then 4-for-4 with 1 HR and 2 RBI yesterday vs. Iowa.

#### SAMAD (TAYLOR'S VERSION)

**Samad Taylor** has led off all 10 games this season for the Omaha Storm Chasers and gone 15-for-46 at the plate, with 6 extra-base hits and 12 runs batted in.

- Taylor has collected two hits in six different games this season, including each of the first four, with hits in 9 of the 10 games he's played.
- His 15 hits are tied 2nd in the International League, while he's tied 1st in the league with 12 runs batted in, tied 6th with 26 total bases and tied 10th with 3 steals.

#### HOMER HAPPY

Omaha's 19 home runs through the first 10 games of this season have combined to account for 34 runs, or 47.9% of the team's total scoring (71 runs scored).

- 19 homers are the most of any International League team and rank tied 2nd in all of the Minor Leagues, one behind the 20 of the Las Vegas Aviators (Triple-A, Oakland).
- Catcher **Logan Porter**'s 4 home runs are tied for the league lead and tied 4th in all of Minor League Baseball, behind three hitters in the Pacific Coast League.

#### DON'T GO STEALING MY BASE

10 games into the season, the Storm Chasers have stolen 15 stolen bases and are 15-for-17 in steal attempts ... Omaha began the season 12-for-12 on the basepaths, but the team has gone the last FOUR games without stealing a base.

- Six players have stolen bases this season, including four that have swiped multiple bags: **Dairon Blanco** (5), **Samad Taylor** (3), **Tucker Bradley** (3) and **Maikel García** (2) ... Blanco is tied for the league lead in steals, while Taylor and Bradley are tied 6th.
- Omaha lead the International League in steals for the first eight games of the season through Sunday, but now sit tied 3rd in the league, behind Memphis (20).

#### ONE THOUSAND WINS

After managing the Triple-A Omaha franchise from 1995 to 1997 and 2003 to 2013, **Mike Jirschele** returned in 2023 to manage the Storm Chasers, his 15th season at the helm in Omaha and won his 1,000th game with the Triple-A Omaha franchise on Saturday.

For more information, see the back page of today's game notes.

### AT A GLANCE

#### RECENT

|                     |     |
|---------------------|-----|
| Last 5 Games .....  | 2-3 |
| Last 10 Games ..... | 5-4 |
| Last 20 Games ..... | 5-4 |

#### HOME/AWAY

|                  |     |
|------------------|-----|
| Home Games ..... | 2-4 |
| Away Games ..... | 3-1 |

#### TIME OF DAY

|                   |     |
|-------------------|-----|
| Night Games ..... | 2-2 |
| Day Games .....   | 3-3 |

#### MONTH

|                 |     |
|-----------------|-----|
| March .....     | 1-0 |
| April .....     | 4-5 |
| May .....       | 0-0 |
| June .....      | 0-0 |
| July .....      | 0-0 |
| August .....    | 0-0 |
| September ..... | 0-0 |

#### OPPONENT

|                        |     |
|------------------------|-----|
| vs. Columbus .....     | 0-0 |
| vs. Gwinnett .....     | 0-0 |
| vs. Indianapolis ..... | 3-0 |
| vs. Iowa .....         | 0-1 |
| vs. Louisville .....   | 0-0 |
| vs. Memphis .....      | 0-0 |
| vs. Nashville .....    | 0-0 |
| vs. Rochester .....    | 0-0 |
| vs. Scranton/WB .....  | 0-0 |
| vs. St. Paul .....     | 0-0 |
| vs. Toledo .....       | 2-4 |

#### DAY OF THE WEEK

|                    |     |
|--------------------|-----|
| on Monday .....    | 0-0 |
| on Tuesday .....   | 0-2 |
| on Wednesday ..... | 0-1 |
| on Thursday .....  | 0-1 |
| on Friday .....    | 2-0 |
| on Saturday .....  | 2-0 |
| on Sunday .....    | 1-1 |

#### THIS ROAD TRIP

|                         |                       |
|-------------------------|-----------------------|
| Record .....            | 0-1                   |
| Batting Average .....   | (.263)                |
| Runs/Per Game .....     | 6/6.0                 |
| Home Runs .....         | 2                     |
| ERA .....               | 10.13 (9 ER / 8.0 IP) |
| Strikeouts (K/9) ....   | 10 (11.3)             |
| Saves/Opportunities ... | 0/0                   |

## QUICK FACTS

|                                       |  |
|---------------------------------------|--|
| <b>Founded</b> .....                  | 2011 (1969-2010: Omaha Royals)           |
| <b>Colors</b> .....                   | Royal Blue, Twister Gold, Blackout Black |
| <b>League</b> .....                   | International League (Since 2021)        |
| <b>Ownership</b> .....                | Alliance Baseball Omaha LLC              |
| <b>General Manager</b> .....          | Laurie Schlender (4th Year)              |
| <b>Home Ballpark (Capacity)</b> ..... | Werner Park (9,023, 6,254 fixed seats)   |
| <b>Dimensions</b> .....               | LF- 310 CF- 402 RF- 315                  |

## ROSTER BREAKDOWN

|   |   |
|---|---|
| Age 22.....0                              | Native of Cuba.....1  |
| Age 23.....2                              | Native of Mexico.....1  |
| Age 24.....5                              | Native of United States.....21                                    |
| Age 25.....2                              | Native of Venezuela.....4   |
| Age 26.....6                              | <b>Acquired by Royals via Free Agency</b> .....10                 |
| Age 27.....5                              | (International).....3 (Minor League) ...4 (Undrafted).....3       |
| Age 28.....1                              | <b>Acquired by Royals via Trade</b> .....6                        |
| Age 29.....3                              | <b>Acquired by Royals via Waivers</b> .....1                      |
| Age 30.....1                              | <b>Acquired by Royals via First Year Player Draft</b> .....10     |
| Age 31.....2                              | (High School).....1 (Rounds 1-5).....6 (2015-17 Drafts).....3     |
| Age 32.....0                              | (2nd Year/College).....1 (Rounds 6-10).....1 (2018 Draft).....4   |
| <b>Average Age</b> .....26 Years 197 Days | (3rd Year/College).....7 (Rounds 11-20).....2 (2019 Draft).....1  |
| <b>Median Age</b> .....26                 | (4th+ Year/College).....1 (Rounds 21-40).....1 (2020 Draft).....2 |

## PRO-NUN-SEE-AY-SHUNS

### PLAYERS

|                                  |                      |
|----------------------------------|----------------------|
| <b>0</b> SAMAD TAYLOR .....      | (suh-mod)            |
| <b>2</b> RYAN GOINS .....        | (GO-ins)             |
| <b>4</b> FREDDY FERMIN .....     | (furr-meen)          |
| <b>11</b> MAIKEL GARCIA .....    | (my-KELL gar-SEE-uh) |
| <b>16</b> DAIRON BLANCO.....     | (DYE-rone)           |
| <b>17</b> ANGELO CASTELLANO..... | (kass-tay-AH-noh)    |
| <b>21</b> MIKE MAYERS.....       | (MY-ers)             |
| <b>32</b> NICK PRATTO .....      | (praw-toh)           |
| <b>35</b> JOSH STAUMONT .....    | (STAH-mont)          |
| <b>37</b> JACKSON KOWAR.....     | (coh-wahr)           |
| <b>44</b> RYAN WEISS .....       | (wyss)               |
| <b>50</b> MAX CASTILLO .....     | (ca-STEE-yo)         |
| <b>58</b> BROOKS KRISKE .....    | (KRIS-kee)           |
| <b>62</b> NICK WITTGREN .....    | (wit-grinn)          |

### COACHES

|                                 |                           |
|---------------------------------|---------------------------|
| <b>23</b> MIKE JIRSCHKE .....   | (jursh-LEE)               |
| <b>33</b> DAVID NOWORYTA.....   | (Nova-REE-tah)            |
| <b>52</b> BIJAN RADEMACHER..... | (bi-ZHON RAH-de-moch-err) |

## UNIFORM RECORDS

### STANDARD UNIFORMS

|  |  |  |   |   |
|--|--|--|---|---|
|  |  |  |   |   |
| <b>Home Vortex</b><br>Home: 1-3<br>Road: 0-0 | <b>Road O-Bolt</b><br>Home: 0-0<br>Road: 3-1 | <b>Powder SC</b><br>Home: 1-1<br>Road: 0-0   | <b>Black O-Bolt</b><br>Home: 0-0<br>Road: 0-0 | <b>Powder O</b><br>Home: 0-0<br>Road: 0-0     |
|  |  |  |   |   |
| <b>Home White</b><br>Home: 1-3<br>Road: 0-0  | <b>Road Grey</b><br>Home: 0-0<br>Road: 3-1   | <b>Powder Blue</b><br>Home: 1-1<br>Road: 0-0 | <b>Blue O-Bolt</b><br>Home: 0-0<br>Road: 0-0  | <b>Black O-Bolt</b><br>Home: 0-0<br>Road: 0-0 |

### SPECIALTY/THEME NIGHTS

|  |  |   |  |  |   |
|--|--|---|--|--|---|
|  |  |   |  |  |   |
| <b>Throwback</b><br>Home: 0-0<br>Road: 0-0 | <b>Cattlemen</b><br>Home: 0-0<br>Road: 0-0 | <b>Marvel</b><br>Home: 0-0<br>Road: 0-0 | <b>Patriotic</b><br>Home: 0-0<br>Road: 0-0 | <b>Rockets</b><br>Home: 0-0<br>Road: 0-0 | <b>Runzas</b><br>Home: 0-0<br>Road: 0-0 |
|  |  |   |  |  |   |
| <b>Throwback</b><br>Home: 0-0<br>Road: 0-0 | <b>Cattlemen</b><br>Home: 0-0<br>Road: 0-0 | <b>Marvel</b><br>Home: 0-0<br>Road: 0-0 | <b>Patriotic</b><br>Home: 0-0<br>Road: 0-0 | <b>Rockets</b><br>Home: 0-0<br>Road: 0-0 | <b>Runzas</b><br>Home: 0-0<br>Road: 0-0 |

## TRANSACTIONS

### 2023 BREAKING ROSTER

**Pitchers (15):** RHP Max Castillo, LHP Austin Cox, RHP Jonathan Heasley, RHP Jackson Kowar, RHP Brooks Kriske, LHP Marcelo Martinez, RHP Mike Mayers, RHP Andrés Núñez, LHP Drew Parrish, LHP Evan Sisk, RHP Collin Snider, RHP Josh Staumont, LHP Josh Taylor, RHP Ryan Weiss, RHP Nick Wittgren

**Catchers (3):** Freddy Fermin, Logan Porter, Jakson Reetz

**Infielders (6):** CJ Alexander, Angelo Castellano, Maikel Garcia, Nick Loftin, Nick Pratto, Samad Taylor

**Outfielders (3):** Dairon Blanco, Tucker Bradley, Brewer Hicklen


3/31 Kansas City Royals announce Breaking Roster

4/5 1B **Nick Pratto** recalled to KANSAS CITY

4/6 1B **Nick Pratto** optioned to Triple-A Omaha

**MANAGER: MIKE JIRSCHLE • 36**

- ✦ Mike Jirschele returns for his 15th season as Omaha's manager, his 18th season managing in Minor League Baseball and 32nd season overall with the Royals organization, named to the position of Storm Chasers manager on January 13, 2023, after previously managing Triple-A Omaha from 1995-97 and 2003-13.
- ✦ Jirschele served on the Kansas City Royals coaching staff as the Third Base Coach from 2014-19 and won the World Series in 2015. Jirschele most recently served as the bench coach under manager Chris Witheridge during the 2022 season with the Double-A Northwest Arkansas Naturals. He spent the 2021 season as Witheridge's bench coach for the High-A Central champion Quad Cities River Bandits and served as Special Assistant to the General Manager in 2020.
- ✦ In his second stint as Omaha's manager, over 11 years from 2003 to 2013, he led the team to four division titles, three consecutive trips to the Pacific Coast League Championship Series (2011-2013), two PCL titles (2011, 2013) and the team's first of two Triple-A National Championships in 2013.
- ✦ He earned the 2011 Mike Coolbaugh Award for *outstanding baseball work ethic, knowledge of the game and skill in mentoring young players on the field* and he is a four-time recipient of the Dick Howser Award (1992, 1994, 2005, 2011), recognizing outstanding work in player development within the Royals organization.
- ✦ Prior to his time with Omaha and Kansas City, he served as the Royals Minor League Infield Coordinator for four years, from 1998-2002, and he held managerial positions with Wilmington (1994), Rockford (1993) and the Gulf Coast Royals (1992).
- ✦ He appeared 999 games in the Minor Leagues across 13 years, between 1977 and 1990, including 22 games with the Omaha Royals between 1988 and 1989.

**PITCHING COACH: DANE JOHNSON • 59**

- ✦ Dane Johnson enters his fourth year in the Royals organization and as the Storm Chasers pitching coach, after joining Kansas City ahead of the 2020 season. 2023 marks his 24th season coaching overall.
- ✦ He previously spent one season in the Miami Marlins organization (2019) as a Pitching Consultant and 19 seasons with the Toronto Blue Jays as a Minor League Pitching Coach from 2000-03, Pitching Coordinator from 2004-14 and Major League Bullpen Coach from 2015-18.
- ✦ Prior to entering coaching, spent 15 years as a player, including over 280 games in the Minor Leagues and parts of three seasons in the Majors with the Chicago White Sox (1994), Blue Jays (1996) and Oakland Athletics (1997), also playing two seasons (1990-1991) in the Chinese Professional Baseball League.
- ✦ Johnson and his wife, Gina, reside in Palm Harbor, Florida. They have two children: a daughter, Madison (31), and son, Cobi (27).

**HITTING COACH: BIJAN RADEMACHER • 52**

- ✦ Bijan Rademacher (*bi-ZHON RAH-de-moch-err*) joins the Royals as the Omaha Storm Chasers Hitting Coach this year after spending the last two years with the Arizona Diamondbacks as their Minor League Hitting Coordinator (2021) and ACL Hitting Coach (2022).
- ✦ Prior to coaching, he spent eight years playing professionally (2012-2019), spanning seven seasons in the Chicago Cubs organization (2012-18) and slashed .280/.361/.402 over 702 career MiLB games, reaching as high as Triple-A. He also played one season in independent baseball (2019) with the New Britain Bees in the Atlantic League, in addition to an offseason in the Mexican Pacific Winter League.
- ✦ Over 243 career Triple-A games with the Iowa Cubs, he played 11 games at Werner Park and was a .378 hitter (14-for-37) with one homer and 5 runs batted in while playing in Omaha.
- ✦ Rademacher lives in Tempe, Arizona with his wife Melissa.

**BENCH COACH: DAVID NOWORYTA • 33**

- ✦ David Noworyta (*Nova-REE-tah*) enters his second year in the Royals organization and first as Omaha's Bench Coach, after making his coaching debut in 2022 as the Assistant Hitting Coach for the River Bandits Kansas City's High-A affiliate.
- ✦ Prior to coaching, he spent four years playing professionally (2018-21), including three minor league seasons in the Detroit Tigers organization (2018-20), and one with the Independent Pioneer League's Billings Mustangs in 2021. Before signing with Detroit in 2018, Noworyta graduated from the University of Hawaii with a bachelor's degree in communications and journalism, and played in parts of three seasons for their baseball team.
- ✦ Noworyta attended Holy Cross Academy (N.J.), where he played baseball and basketball, and was selected by the Royals in the 37th round of the 2014 MLB Draft. He resides in Hainesport, N.J. in the offseason.

**CERTIFIED ATHLETIC TRAINER: JAMES STONE**

- ✦ James Stone is entering his fifth season as the Certified Athletic Trainer for the Storm Chasers after serving the previous seven seasons with the Wilmington Blue Rocks (Royals High-A), including the 2015 season, in which he was named Carolina League Athletic Trainer of the Year.
- ✦ He joined the Kansas City organization in 2010 as the athletic trainer for the Class-A Burlington Bees. He came to the Royals after spending one season with the Central Valley Coyotes (Fresno, California) in Arena Football 2.
- ✦ Stone worked three seasons in the Florida Marlins organization, with stops in Jupiter (2008), Greensboro (2007) and Jamestown (2006), winning New York-Penn League Trainer of the Year honors in 2006.
- ✦ He was the Strength and Conditioning Coach for the Baltimore Orioles Class-A affiliate, the Delmarva Shorebirds, in 2005.
- ✦ Stone graduated with a bachelor's of science in kinesiology from Cal State-Northridge. He resides in Simi Valley, California with his dog, Ozzie.

**STRENGTH & CONDITIONING COACH: YANNICK PLANTE**

- ✦ Yannick Plante is entering his third season as the Strength & Conditioning Coach for the Storm Chasers, after being slated to serve in that role with Northwest Arkansas in 2020.
- ✦ He began with the Kansas City Organization in 2019 as the athletic trainer for the Burlington Royals (Advanced Rookie, Appalachian League). He was then a staff member of the Surprise Saguaros of the Arizona Fall League in the fall of 2019.
- ✦ Plante has a master's degree in kinesiology from the University of Calgary and a bachelor's degree in human kinetics with specialization in biophysics from the University of Ottawa. He currently lives in Ottawa, Ontario.

**TONY MEDINA**  
MINOR LEAGUE/LATIN AMERICA  
MEDICAL COORDINATOR**BEN NICHOLAS**  
PLAYER DEVELOPMENT TRAINEE**JEREMY OWENS**  
PLAYER DEVELOPMENT TRAINEE

## Austin Cox - Pitching - Stat Splits - 2023 - Regular Season

| Split                     | Team | W | L | ERA  | G | GS | CG | SHO | SV | IP  | H | R | ER | HR | HB | BB | IBB | SO | WHIP | AVG  | AB | WP | BK | GIDP | TBF | NP-S     |
|---------------------------|------|---|---|------|---|----|----|-----|----|-----|---|---|----|----|----|----|-----|----|------|------|----|----|----|------|-----|----------|
| Home Games                | OMA  | 0 | 0 | 7.71 | 1 | 0  | 0  | 0   | 0  | 2.1 | 4 | 2 | 2  | 2  | 0  | 2  | 0   | 3  | 2.57 | .400 | 10 | 0  | 0  | 0    | 12  | 65 - 35  |
| Away Games                | OMA  | 0 | 0 | 0.00 | 1 | 1  | 0  | 0   | 0  | 3.0 | 1 | 0 | 0  | 0  | 1  | 1  | 0   | 5  | 0.67 | .111 | 9  | 0  | 0  | 1    | 11  | 47 - 30  |
| Day Games                 | OMA  | 0 | 0 | 3.38 | 2 | 1  | 0  | 0   | 0  | 5.1 | 5 | 2 | 2  | 2  | 1  | 3  | 0   | 8  | 1.50 | .263 | 19 | 0  | 0  | 1    | 23  | 112 - 65 |
| On Grass                  | OMA  | 0 | 0 | 3.38 | 2 | 1  | 0  | 0   | 0  | 5.1 | 5 | 2 | 2  | 2  | 1  | 3  | 0   | 8  | 1.50 | .263 | 19 | 0  | 0  | 1    | 23  | 112 - 65 |
| April                     | OMA  | 0 | 0 | 3.38 | 2 | 1  | 0  | 0   | 0  | 5.1 | 5 | 2 | 2  | 2  | 1  | 3  | 0   | 8  | 1.50 | .263 | 19 | 0  | 0  | 1    | 23  | 112 - 65 |
| On Thursdays              | OMA  | 0 | 0 | 7.71 | 1 | 0  | 0  | 0   | 0  | 2.1 | 4 | 2 | 2  | 2  | 0  | 2  | 0   | 3  | 2.57 | .400 | 10 | 0  | 0  | 0    | 12  | 65 - 35  |
| On Saturdays              | OMA  | 0 | 0 | 0.00 | 1 | 1  | 0  | 0   | 0  | 3.0 | 1 | 0 | 0  | 0  | 1  | 1  | 0   | 5  | 0.67 | .111 | 9  | 0  | 0  | 1    | 11  | 47 - 30  |
| In games following a win  | OMA  | 0 | 0 | 0.00 | 1 | 1  | 0  | 0   | 0  | 3.0 | 1 | 0 | 0  | 0  | 1  | 1  | 0   | 5  | 0.67 | .111 | 9  | 0  | 0  | 1    | 11  | 47 - 30  |
| In games following a loss | OMA  | 0 | 0 | 7.71 | 1 | 0  | 0  | 0   | 0  | 2.1 | 4 | 2 | 2  | 2  | 0  | 2  | 0   | 3  | 2.57 | .400 | 10 | 0  | 0  | 0    | 12  | 65 - 35  |
| Starter                   | OMA  | 0 | 0 | 0.00 | 1 | 1  | 0  | 0   | 0  | 3.0 | 1 | 0 | 0  | 0  | 1  | 1  | 0   | 5  | 0.67 | .111 | 9  | 0  | 0  | 1    | 11  | 47 - 30  |
| Reliever                  | OMA  | 0 | 0 | 7.71 | 1 | 0  | 0  | 0   | 0  | 2.1 | 4 | 2 | 2  | 2  | 0  | 2  | 0   | 3  | 2.57 | .400 | 10 | 0  | 0  | 0    | 12  | 65 - 35  |

## Austin Cox - Opposing Hitting - Stat Splits - 2023 - Regular Season

| Split                | Team | AVG   | G | AB | R | H | 2B | 3B | HR | RBI | BB | IBB | SO | SB | CS | OBP   | SLG   | OPS   | HBP | SAC | SF | GIDP |
|----------------------|------|-------|---|----|---|---|----|----|----|-----|----|-----|----|----|----|-------|-------|-------|-----|-----|----|------|
| vs Left              | OMA  | .333  | 2 | 3  |   | 1 | 0  | 0  | 0  | 0   | 0  | 0   | 2  |    |    | .333  | .333  | .666  | 0   | 0   | 0  | 0    |
| vs Right             | OMA  | .250  | 2 | 16 |   | 4 | 1  | 0  | 2  | 5   | 3  | 0   | 6  |    |    | .400  | .688  | 1.088 | 1   | 0   | 0  | 1    |
| Team is ahead        | OMA  | .000  | 1 | 2  |   | 0 | 0  | 0  | 0  | 0   | 1  | 0   | 1  |    |    | .333  | .000  | .333  | 0   | 0   | 0  | 1    |
| Team is behind       | OMA  | .333  | 1 | 9  |   | 3 | 1  | 0  | 1  | 1   | 2  | 0   | 3  |    |    | .455  | .778  | 1.233 | 0   | 0   | 0  | 0    |
| Score is tied        | OMA  | .250  | 2 | 8  |   | 2 | 0  | 0  | 1  | 4   | 0  | 0   | 4  |    |    | .333  | .625  | .958  | 1   | 0   | 0  | 0    |
| Batting First        | OMA  | .333  | 2 | 3  |   | 1 | 0  | 0  | 0  | 0   | 0  | 0   | 0  |    |    | .333  | .333  | .666  | 0   | 0   | 0  | 1    |
| Batting Second       | OMA  | .000  | 2 | 2  |   | 0 | 0  | 0  | 0  | 0   | 1  | 0   | 2  |    |    | .333  | .000  | .333  | 0   | 0   | 0  | 0    |
| Batting Third        | OMA  | .000  | 2 | 2  |   | 0 | 0  | 0  | 0  | 0   | 0  | 0   | 1  |    |    | .000  | .000  | .000  | 0   | 0   | 0  | 0    |
| Batting Fourth       | OMA  | .000  | 2 | 2  |   | 0 | 0  | 0  | 0  | 0   | 0  | 0   | 1  |    |    | .000  | .000  | .000  | 0   | 0   | 0  | 0    |
| Batting Fifth        | OMA  | .000  | 2 | 2  |   | 0 | 0  | 0  | 0  | 0   | 0  | 0   | 1  |    |    | .000  | .000  | .000  | 0   | 0   | 0  | 0    |
| Batting Sixth        | OMA  | 1.000 | 2 | 2  |   | 2 | 0  | 0  | 1  | 4   | 1  | 0   | 0  |    |    | 1.000 | 2.500 | 3.500 | 0   | 0   | 0  | 0    |
| Batting Seventh      | OMA  | .500  | 2 | 2  |   | 1 | 1  | 0  | 0  | 0   | 0  | 0   | 0  |    |    | .667  | 1.000 | 1.667 | 1   | 0   | 0  | 0    |
| Batting Eighth       | OMA  | .000  | 2 | 3  |   | 0 | 0  | 0  | 0  | 0   | 0  | 0   | 3  |    |    | .000  | .000  | .000  | 0   | 0   | 0  | 0    |
| Batting Ninth        | OMA  | 1.000 | 2 | 1  |   | 1 | 0  | 0  | 1  | 1   | 1  | 0   | 0  |    |    | 1.000 | 4.000 | 5.000 | 0   | 0   | 0  | 0    |
| Leading Off          | OMA  | .250  | 2 | 4  |   | 1 | 0  | 0  | 1  | 1   | 1  | 0   | 0  |    |    | .400  | 1.000 | 1.400 | 0   | 0   | 0  | 0    |
| First Inning         | OMA  | .000  | 1 | 3  | 0 | 0 | 0  | 0  | 0  | 0   | 0  | 0   | 2  | 0  | 0  | .000  | .000  | .000  | 0   | 0   | 0  | 0    |
| Second Inning        | OMA  | .250  | 1 | 4  | 0 | 1 | 0  | 0  | 0  | 0   | 0  | 0   | 2  | 0  | 0  | .400  | .250  | .650  | 1   | 0   | 0  | 0    |
| Third Inning         | OMA  | .400  | 2 | 5  | 1 | 2 | 1  | 0  | 1  | 4   | 1  | 0   | 2  | 0  | 0  | .500  | 1.200 | 1.700 | 0   | 0   | 0  | 1    |
| Fourth Inning        | OMA  | .500  | 1 | 4  | 1 | 2 | 0  | 0  | 1  | 1   | 1  | 0   | 1  | 0  | 1  | .600  | 1.250 | 1.850 | 0   | 0   | 0  | 0    |
| Fifth Inning         | OMA  | .000  | 1 | 3  | 0 | 0 | 0  | 0  | 0  | 0   | 1  | 0   | 1  | 0  | 0  | .250  | .000  | .250  | 0   | 0   | 0  | 0    |
| Bases Empty          | OMA  | .364  | 2 | 11 |   | 4 | 1  | 0  | 1  | 1   | 2  | 0   | 4  |    |    | .462  | .727  | 1.189 | 0   | 0   | 0  | 0    |
| Runner at 1st        | OMA  | .000  | 2 | 3  |   | 0 | 0  | 0  | 0  | 0   | 1  | 0   | 1  |    |    | .400  | .000  | .400  | 1   | 0   | 0  | 1    |
| Runner at 2nd        | OMA  | .000  | 1 | 2  |   | 0 | 0  | 0  | 0  | 0   | 0  | 0   | 1  |    |    | .000  | .000  | .000  | 0   | 0   | 0  | 0    |
| Runner at 3rd        | OMA  | .000  | 1 | 1  |   | 0 | 0  | 0  | 0  | 0   | 0  | 0   | 1  |    |    | .000  | .000  | .000  | 0   | 0   | 0  | 0    |
| Runners at 1st & 2nd | OMA  | .000  | 1 | 1  |   | 0 | 0  | 0  | 0  | 0   | 0  | 0   | 1  |    |    | .000  | .000  | .000  | 0   | 0   | 0  | 0    |
| Bases Loaded         | OMA  | 1.000 | 1 | 1  |   | 1 | 0  | 0  | 1  | 4   | 0  | 0   | 0  |    |    | 1.000 | 4.000 | 5.000 | 0   | 0   | 0  | 0    |
| Runners On           | OMA  | .125  | 2 | 8  |   | 1 | 0  | 0  | 1  | 4   | 1  | 0   | 4  |    |    | .300  | .500  | .800  | 1   | 0   | 0  | 1    |
| Scoring Position     | OMA  | .200  | 2 | 5  |   | 1 | 0  | 0  | 1  | 4   | 0  | 0   | 3  |    |    | .200  | .800  | 1.000 | 0   | 0   | 0  | 0    |
| No Outs              | OMA  | .333  | 2 | 6  |   | 2 | 0  | 0  | 1  | 1   | 2  | 0   | 0  |    |    | .500  | .833  | 1.333 | 0   | 0   | 0  | 1    |
| One Out              | OMA  | .000  | 2 | 4  |   | 0 | 0  | 0  | 0  | 0   | 1  | 0   | 2  |    |    | .200  | .000  | .200  | 0   | 0   | 0  | 0    |
| Two Outs             | OMA  | .333  | 2 | 9  |   | 3 | 1  | 0  | 1  | 4   | 0  | 0   | 6  |    |    | .400  | .778  | 1.178 | 1   | 0   | 0  | 0    |
| Ahead in Count       | OMA  | .167  | 2 | 6  |   | 1 | 1  | 0  | 0  | 0   | 0  | 0   | 5  |    |    | .286  | .333  | .619  | 1   | 0   | 0  | 0    |
| Behind in Count      | OMA  | .125  | 2 | 8  |   | 1 | 0  | 0  | 1  | 4   | 3  | 0   | 3  |    |    | .364  | .500  | .864  | 0   | 0   | 0  | 0    |
| 0-0 Count            | OMA  | .000  | 2 | 1  |   | 0 | 0  | 0  | 0  | 0   | 0  | 0   | 0  |    |    | .000  | .000  | .000  | 0   | 0   | 0  | 1    |
| 0-1 Count            | OMA  | .000  | 2 | 0  |   | 0 | 0  | 0  | 0  | 0   | 0  | 0   | 0  |    |    | .000  | .000  | .000  | 0   | 0   | 0  | 0    |
| 0-2 Count            | OMA  | .000  | 2 | 2  |   | 0 | 0  | 0  | 0  | 0   | 0  | 0   | 2  |    |    | .000  | .000  | .000  | 0   | 0   | 0  | 0    |
| 1-0 Count            | OMA  | .000  | 2 | 0  |   | 0 | 0  | 0  | 0  | 0   | 0  | 0   | 0  |    |    | .000  | .000  | .000  | 0   | 0   | 0  | 0    |
| 1-1 Count            | OMA  | .500  | 2 | 2  |   | 1 | 0  | 0  | 0  | 0   | 0  | 0   | 0  |    |    | .500  | .500  | 1.000 | 0   | 0   | 0  | 0    |
| 1-2 Count            | OMA  | .250  | 2 | 4  |   | 1 | 1  | 0  | 0  | 0   | 0  | 0   | 3  |    |    | .400  | .500  | .900  | 1   | 0   | 0  | 0    |
| 2-0 Count            | OMA  | 1.000 | 2 | 1  |   | 1 | 0  | 0  | 1  | 4   | 0  | 0   | 0  |    |    | 1.000 | 4.000 | 5.000 | 0   | 0   | 0  | 0    |
| 2-1 Count            | OMA  | .000  | 2 | 0  |   | 0 | 0  | 0  | 0  | 0   | 0  | 0   | 0  |    |    | .000  | .000  | .000  | 0   | 0   | 0  | 0    |
| 2-2 Count            | OMA  | 1.000 | 2 | 2  |   | 2 | 0  | 0  | 1  | 1   | 0  | 0   | 0  |    |    | 1.000 | 2.500 | 3.500 | 0   | 0   | 0  | 0    |
| 3-0 Count            | OMA  | .000  | 1 | 0  |   | 0 | 0  | 0  | 0  | 0   | 1  | 0   | 0  |    |    | 1.000 | .000  | 1.000 | 0   | 0   | 0  | 0    |
| 3-1 Count            | OMA  | .000  | 2 | 0  |   | 0 | 0  | 0  | 0  | 0   | 1  | 0   | 0  |    |    | 1.000 | .000  | 1.000 | 0   | 0   | 0  | 0    |
| 3-2 Count            | OMA  | .000  | 2 | 7  |   | 0 | 0  | 0  | 0  | 0   | 1  | 0   | 3  |    |    | .125  | .000  | .125  | 0   | 0   | 0  | 0    |
| Pitcher              | OMA  | .263  | 2 | 19 |   | 5 | 1  | 0  | 2  | 5   | 3  | 0   | 8  |    |    | .391  | .632  | 1.023 | 1   | 0   | 0  | 1    |





| Jackson Kowar - Pitching - Stat Splits - 2023 - Regular Season |      |   |   |       |   |    |    |     |    |     |   |   |    |    |    |    |     |    |      |      |    |    |    |      |     |          |
|--|------|---|---|-------|---|----|----|-----|----|-----|---|---|----|----|----|----|-----|----|------|------|----|----|----|------|-----|----------|
| Split  | Team | W | L | ERA   | G | GS | CG | SHO | SV | IP  | H | R | ER | HR | HB | BB | IBB | SO | WHIP | AVG  | AB | WP | BK | GIDP | TBF | NP-S     |
| Home Games   | OMA  | 0 | 1 | 13.50 | 1 | 1  | 0  | 0   | 0  | 2.2 | 1 | 4 | 4  | 0  | 0  | 4  | 0   | 3  | 1.88 | .111 | 9  | 0  | 0  | 0    | 14  | 70 - 39  |
| Away Games   | OMA  | 1 | 0 | 0.00  | 1 | 0  | 0  | 0   | 0  | 3.0 | 4 | 0 | 0  | 0  | 0  | 2  | 0   | 4  | 2.00 | .333 | 12 | 0  | 0  | 1    | 14  | 59 - 34  |
| Day Games  | OMA  | 1 | 1 | 6.35  | 2 | 1  | 0  | 0   | 0  | 5.2 | 5 | 4 | 4  | 0  | 0  | 6  | 0   | 7  | 1.94 | .238 | 21 | 0  | 0  | 1    | 28  | 129 - 73 |
| On Grass   | OMA  | 1 | 1 | 6.35  | 2 | 1  | 0  | 0   | 0  | 5.2 | 5 | 4 | 4  | 0  | 0  | 6  | 0   | 7  | 1.94 | .238 | 21 | 0  | 0  | 1    | 28  | 129 - 73 |
| April  | OMA  | 1 | 1 | 6.35  | 2 | 1  | 0  | 0   | 0  | 5.2 | 5 | 4 | 4  | 0  | 0  | 6  | 0   | 7  | 1.94 | .238 | 21 | 0  | 0  | 1    | 28  | 129 - 73 |
| On Thursdays   | OMA  | 0 | 1 | 13.50 | 1 | 1  | 0  | 0   | 0  | 2.2 | 1 | 4 | 4  | 0  | 0  | 4  | 0   | 3  | 1.88 | .111 | 9  | 0  | 0  | 0    | 14  | 70 - 39  |
| On Sundays   | OMA  | 1 | 0 | 0.00  | 1 | 0  | 0  | 0   | 0  | 3.0 | 4 | 0 | 0  | 0  | 0  | 2  | 0   | 4  | 2.00 | .333 | 12 | 0  | 0  | 1    | 14  | 59 - 34  |
| In games following a win                                       | OMA  | 1 | 0 | 0.00  | 1 | 0  | 0  | 0   | 0  | 3.0 | 4 | 0 | 0  | 0  | 0  | 2  | 0   | 4  | 2.00 | .333 | 12 | 0  | 0  | 1    | 14  | 59 - 34  |
| In games following a loss                                      | OMA  | 0 | 1 | 13.50 | 1 | 1  | 0  | 0   | 0  | 2.2 | 1 | 4 | 4  | 0  | 0  | 4  | 0   | 3  | 1.88 | .111 | 9  | 0  | 0  | 0    | 14  | 70 - 39  |
| Starter  | OMA  | 0 | 1 | 13.50 | 1 | 1  | 0  | 0   | 0  | 2.2 | 1 | 4 | 4  | 0  | 0  | 4  | 0   | 3  | 1.88 | .111 | 9  | 0  | 0  | 0    | 14  | 70 - 39  |
| Reliever   | OMA  | 1 | 0 | 0.00  | 1 | 0  | 0  | 0   | 0  | 3.0 | 4 | 0 | 0  | 0  | 0  | 2  | 0   | 4  | 2.00 | .333 | 12 | 0  | 0  | 1    | 14  | 59 - 34  |

| Jackson Kowar - Opposing Hitting - Stat Splits - 2023 - Regular Season |      |       |   |    |   |   |    |    |    |     |    |     |    |    |    |       |       |       |     |     |    |      |  |
|--|------|-------|---|----|---|---|----|----|----|-----|----|-----|----|----|----|-------|-------|-------|-----|-----|----|------|--|
| Split  | Team | AVG   | G | AB | R | H | 2B | 3B | HR | RBI | BB | IBB | SO | SB | CS | OBP   | SLG   | OPS   | HBP | SAC | SF | GIDP |  |
| vs Left  | OMA  | .300  | 2 | 10 |   | 3 | 1  | 0  | 0  | 0   | 2  | 0   | 3  |    |    | .417  | .400  | .817  | 0   | 0   | 0  | 1    |  |
| vs Right   | OMA  | .182  | 2 | 11 |   | 2 | 0  | 0  | 0  | 1   | 4  | 0   | 4  |    |    | .400  | .182  | .582  | 0   | 0   | 0  | 0    |  |
| Team is behind   | OMA  | .235  | 2 | 17 |   | 4 | 1  | 0  | 0  | 0   | 2  | 0   | 6  |    |    | .316  | .294  | .610  | 0   | 0   | 0  | 1    |  |
| Score is tied  | OMA  | .250  | 1 | 4  |   | 1 | 0  | 0  | 0  | 1   | 4  | 0   | 1  |    |    | .625  | .250  | .875  | 0   | 0   | 0  | 0    |  |
| Batting First  | OMA  | .500  | 2 | 2  |   | 1 | 0  | 0  | 0  | 0   | 1  | 0   | 0  |    |    | .667  | .500  | 1.167 | 0   | 0   | 0  | 0    |  |
| Batting Second   | OMA  | .250  | 2 | 4  |   | 1 | 1  | 0  | 0  | 0   | 0  | 0   | 1  |    |    | .250  | .500  | .750  | 0   | 0   | 0  | 1    |  |
| Batting Third  | OMA  | .333  | 2 | 3  |   | 1 | 0  | 0  | 0  | 1   | 1  | 0   | 0  |    |    | .500  | .333  | .833  | 0   | 0   | 0  | 0    |  |
| Batting Fourth   | OMA  | .333  | 2 | 3  |   | 1 | 0  | 0  | 0  | 0   | 1  | 0   | 2  |    |    | .500  | .333  | .833  | 0   | 0   | 0  | 0    |  |
| Batting Fifth  | OMA  | .000  | 2 | 2  |   | 0 | 0  | 0  | 0  | 0   | 2  | 0   | 1  |    |    | .500  | .000  | .500  | 0   | 0   | 0  | 0    |  |
| Batting Sixth  | OMA  | .000  | 2 | 2  |   | 0 | 0  | 0  | 0  | 0   | 1  | 0   | 1  |    |    | .333  | .000  | .333  | 0   | 0   | 0  | 0    |  |
| Batting Seventh  | OMA  | .000  | 2 | 1  |   | 0 | 0  | 0  | 0  | 0   | 0  | 0   | 0  |    |    | .000  | .000  | .000  | 0   | 0   | 0  | 0    |  |
| Batting Eighth   | OMA  | .000  | 2 | 2  |   | 0 | 0  | 0  | 0  | 0   | 0  | 0   | 1  |    |    | .000  | .000  | .000  | 0   | 0   | 0  | 0    |  |
| Batting Ninth  | OMA  | .500  | 2 | 2  |   | 1 | 0  | 0  | 0  | 0   | 0  | 0   | 1  |    |    | .500  | .500  | 1.000 | 0   | 0   | 0  | 0    |  |
| Leading Off  | OMA  | .200  | 2 | 5  |   | 1 | 1  | 0  | 0  | 0   | 1  | 0   | 1  |    |    | .333  | .400  | .733  | 0   | 0   | 0  | 0    |  |
| First Inning   | OMA  | .250  | 1 | 4  | 1 | 1 | 0  | 0  | 0  | 1   | 1  | 0   | 1  | 1  | 0  | .400  | .250  | .650  | 0   | 0   | 0  | 0    |  |
| Second Inning  | OMA  | .000  | 1 | 3  | 0 | 0 | 0  | 0  | 0  | 0   | 0  | 0   | 1  | 0  | 0  | .000  | .000  | .000  | 0   | 0   | 0  | 0    |  |
| Third Inning   | OMA  | .000  | 1 | 2  | 3 | 0 | 0  | 0  | 0  | 0   | 3  | 0   | 1  | 0  | 0  | .600  | .000  | .600  | 0   | 0   | 0  | 0    |  |
| Fifth Inning   | OMA  | .250  | 1 | 4  | 0 | 1 | 1  | 0  | 0  | 0   | 2  | 0   | 1  | 0  | 0  | .500  | .500  | 1.000 | 0   | 0   | 0  | 0    |  |
| Sixth Inning   | OMA  | .500  | 1 | 4  | 0 | 2 | 0  | 0  | 0  | 0   | 0  | 0   | 1  | 0  | 0  | .500  | .500  | 1.000 | 0   | 0   | 0  | 1    |  |
| Seventh Inning   | OMA  | .250  | 1 | 4  | 0 | 1 | 0  | 0  | 0  | 0   | 0  | 0   | 2  | 0  | 0  | .250  | .250  | .500  | 0   | 0   | 0  | 0    |  |
| Bases Empty  | OMA  | .375  | 2 | 8  |   | 3 | 1  | 0  | 0  | 0   | 2  | 0   | 2  |    |    | .500  | .500  | 1.000 | 0   | 0   | 0  | 0    |  |
| Runner at 1st  | OMA  | .167  | 2 | 6  |   | 1 | 0  | 0  | 0  | 0   | 1  | 0   | 3  |    |    | .286  | .167  | .453  | 0   | 0   | 0  | 0    |  |
| Runner at 2nd  | OMA  | .000  | 2 | 4  |   | 0 | 0  | 0  | 0  | 0   | 1  | 0   | 2  |    |    | .200  | .000  | .200  | 0   | 0   | 0  | 0    |  |
| Runner at 3rd  | OMA  | 1.000 | 1 | 1  |   | 1 | 0  | 0  | 0  | 1   | 0  | 0   | 0  |    |    | 1.000 | 1.000 | 2.000 | 0   | 0   | 0  | 0    |  |
| Runners at 1st & 2nd   | OMA  | .000  | 2 | 1  |   | 0 | 0  | 0  | 0  | 0   | 2  | 0   | 0  |    |    | .667  | .000  | .667  | 0   | 0   | 0  | 1    |  |
| Bases Loaded   | OMA  | .000  | 1 | 1  |   | 0 | 0  | 0  | 0  | 0   | 0  | 0   | 0  |    |    | .000  | .000  | .000  | 0   | 0   | 0  | 0    |  |
| Runners On   | OMA  | .154  | 2 | 13 |   | 2 | 0  | 0  | 0  | 1   | 4  | 0   | 5  |    |    | .353  | .154  | .507  | 0   | 0   | 0  | 1    |  |
| Scoring Position   | OMA  | .143  | 2 | 7  |   | 1 | 0  | 0  | 0  | 1   | 3  | 0   | 2  |    |    | .400  | .143  | .543  | 0   | 0   | 0  | 1    |  |
| No Outs  | OMA  | .143  | 2 | 7  |   | 1 | 1  | 0  | 0  | 0   | 1  | 0   | 1  |    |    | .250  | .286  | .536  | 0   | 0   | 0  | 0    |  |
| One Out  | OMA  | .400  | 2 | 10 |   | 4 | 0  | 0  | 0  | 1   | 0  | 0   | 4  |    |    | .400  | .400  | .800  | 0   | 0   | 0  | 1    |  |
| Two Outs   | OMA  | .000  | 2 | 4  |   | 0 | 0  | 0  | 0  | 0   | 5  | 0   | 2  |    |    | .556  | .000  | .556  | 0   | 0   | 0  | 0    |  |
| Ahead in Count   | OMA  | .250  | 2 | 8  |   | 2 | 1  | 0  | 0  | 0   | 0  | 0   | 2  |    |    | .250  | .375  | .625  | 0   | 0   | 0  | 0    |  |
| Behind in Count  | OMA  | .200  | 2 | 5  |   | 1 | 0  | 0  | 0  | 0   | 6  | 0   | 1  |    |    | .636  | .200  | .836  | 0   | 0   | 0  | 0    |  |
| 0-0 Count  | OMA  | .500  | 2 | 2  |   | 1 | 0  | 0  | 0  | 1   | 0  | 0   | 0  |    |    | .500  | .500  | 1.000 | 0   | 0   | 0  | 0    |  |
| 0-1 Count  | OMA  | .000  | 2 | 0  |   | 0 | 0  | 0  | 0  | 0   | 0  | 0   | 0  |    |    | .000  | .000  | .000  | 0   | 0   | 0  | 0    |  |
| 0-2 Count  | OMA  | .000  | 2 | 2  |   | 0 | 0  | 0  | 0  | 0   | 0  | 0   | 1  |    |    | .000  | .000  | .000  | 0   | 0   | 0  | 0    |  |
| 1-0 Count  | OMA  | .000  | 2 | 0  |   | 0 | 0  | 0  | 0  | 0   | 0  | 0   | 0  |    |    | .000  | .000  | .000  | 0   | 0   | 0  | 0    |  |
| 1-1 Count  | OMA  | .500  | 2 | 2  |   | 1 | 0  | 0  | 0  | 0   | 0  | 0   | 0  |    |    | .500  | .500  | 1.000 | 0   | 0   | 0  | 1    |  |
| 1-2 Count  | OMA  | .333  | 2 | 6  |   | 2 | 1  | 0  | 0  | 0   | 0  | 0   | 1  |    |    | .333  | .500  | .833  | 0   | 0   | 0  | 0    |  |
| 2-0 Count  | OMA  | .000  | 2 | 0  |   | 0 | 0  | 0  | 0  | 0   | 0  | 0   | 0  |    |    | .000  | .000  | .000  | 0   | 0   | 0  | 0    |  |
| 2-1 Count  | OMA  | .000  | 2 | 1  |   | 0 | 0  | 0  | 0  | 0   | 0  | 0   | 0  |    |    | .000  | .000  | .000  | 0   | 0   | 0  | 0    |  |
| 2-2 Count  | OMA  | .000  | 2 | 4  |   | 0 | 0  | 0  | 0  | 0   | 0  | 0   | 4  |    |    | .000  | .000  | .000  | 0   | 0   | 0  | 0    |  |
| 3-0 Count  | OMA  | .000  | 2 | 0  |   | 0 | 0  | 0  | 0  | 0   | 2  | 0   | 0  |    |    | 1.000 | .000  | 1.000 | 0   | 0   | 0  | 0    |  |
| 3-1 Count  | OMA  | .000  | 2 | 0  |   | 0 | 0  | 0  | 0  | 0   | 1  | 0   | 0  |    |    | 1.000 | .000  | 1.000 | 0   | 0   | 0  | 0    |  |
| 3-2 Count  | OMA  | .250  | 2 | 4  |   | 1 | 0  | 0  | 0  | 0   | 3  | 0   | 1  |    |    | .571  | .250  | .821  | 0   | 0   | 0  | 0    |  |
| Pitcher  | OMA  | .238  | 2 | 21 |   | 5 | 1  | 0  | 0  | 1   | 6  | 0   | 7  |    |    | .407  | .286  | .693  | 0   | 0   | 0  | 1    |  |



## #37 JACKSON KOWAR

RIGHT-HANDED PITCHER (*coh-wahr*)

BORN: October 4, 1996 in Weddington, North Carolina (Age 26)

HOMETOWN: Charlotte, North Carolina

RESIDES: Gainesville, Florida

HEIGHT/WEIGHT: 6'5" / 215 LBS

ACQUIRED: 2018 MLB Draft — Round 1 (33<sup>RD</sup> Overall) by Kansas CityDRAFTED: 2015 MLB Draft — Round 40 (1210<sup>TH</sup> Overall) by Detroit

COLLEGE: University of Florida (Gainesville, Florida)

HIGH SCHOOL: Charlotte Christian High School (Charlotte, N.C.)

MLB DEBUT: June 7, 2022 0.2 IP, 4 ER, 0 K @ LOS ANGELES (AL)

MLB SERVICE TIME: 89 Days

SEASON WITH STORM CHASERS: 3rd Season

## SCOUTING REPORT

ENTERS 2023 RANKED BY BASEBALL AMERICA AS THE NO. 17 ROYALS PROSPECT

FASTBALL: Mid 90's (last outing: 94-98 mph, averaging 95.0)... gets swings-and-misses when the fastball is true with carry.

CHANGEUP: Mid 80's (last outing: 83-88 mph, averaging 86.2)... double-plus pitch, dives down in the zone, can get ugly swings-and-misses.

SLIDER: Mid 80's (last outing: 83-88 mph, averaging 86.2)... threw it 44% of the time on Sunday, 26 of his 59 pitches, was his most used pitch).

## 2022 SEASON

- ✦ Appeared in 4 Cactus League games for the Royals (1 start) and went 1-1 with a 6.75 ERA (6 ER in 10.1 IP) and 11 K to just 3 BB.
- ✦ 4/2 @ Indianapolis (PIT): Piggybacked Jonathan Heasley and threw 3.0 scoreless innings with four strikeouts, stranded five runners on.
- ✦ 4/6 vs. Toledo (DET): Allowed run in the first, exited with bases loaded in the 3rd, piggybacker Austin Cox promptly gave up grand slam.

## CAREER NOTES

## 2022

- ✦ Made his first Opening Day roster with Kansas City, but only pitched in seven games over three stints with the Major League club, also making 20 starts with Omaha (AAA) across three stints.
- ✦ In his first outing of the year with the Royals on 4/10 vs. Cleveland, allowed seven runs on 11 hits over 3.1 innings of work and was optioned to Triple-A the next day, remained with the Storm Chasers until he was recalled on 6/26 and appeared in six games with the Royals, remaining in the big leagues for a month before being sent back down on 7/26 he was recalled the next day and stayed with the Royals a few days longer until 7/30, when he was sent back to Omaha for the rest of the year.
- ✦ Produced the first three scoreless outings of his Major League career, beginning on 6/27 vs. Texas with 3.1 scoreless frames with two hits allowed and five strikeouts in his second big league appearance of the year ... also threw a scoreless inning in his next game on July 3 @ Detroit and added 2.0 scoreless innings on 7/14 @ Toronto.
- ✦ After his back-to-back scoreless outings on 6/27 and 7/3, allowed eight runs on 12 hits across his next two appearances (5.2 IP) before being optioned on July 26.
- ✦ His final MLB outing of the year came on 7/29 at Yankee Stadium, as he allowed two runs on two hits and two walks in 0.1 inning, in a 11-5 loss to the Yankees on the road.
- ✦ After being optioned to Triple-A for the last time on 7/30, made eight starts for the Storm Chasers and went 1-4 with a 5.79 ERA (18 ER in 28.0 IP) and 26 strikeouts to 20 walks.
- ✦ Allowed less than two earned runs in 8 of his 20 starts with Omaha, including three scoreless outings ... two of three scoreless outings came in May in his first stint with the Storm Chasers, while his last came on 8.9 @ Toledo (DET), as he struck out eight over 4.0 hitless and scoreless frames.

## 2021

- ✦ Named Kansas City's Paul Splittorff Minor League Pitcher of the Year, given to the top pitcher in the organization, also named the Storm Chasers Pitcher of the Year, the Triple-A East Pitcher of the Year and a Triple-A East postseason All-Star.
- ✦ In two stints with Omaha (AAA), made 17 overall appearances (16 starts) and went 9-4 with a 3.46 ERA (31 ER in 80.2 IP) and 115 strikeouts (12.8 K/9), which led all Triple-A pitchers at the time of him being recalled on September 1.
- ✦ Made his Major League debut on 6/7, but in nine outings (8 starts) with Kansas City, went 0-6 with an 11.27 ERA (38 ER in 30.1 IP) and averaged 3.1 innings/ start and allowed at least five runs in each of his last five starts of the season ... two stints with the Royals, from June 7 to 21 and September 1 through the end of the season.
- ✦ Named the Triple-A East Pitcher of the Month in May as he began the year 5-0 with a 1.01 ERA (3 ER in 26.2 IP) over five starts in May ... when his contract was selected on June 6, his 0.85 ERA led Triple-A, his five wins were tied for the most in the Minors.
- ✦ In three outings (two starts) during his first big league stint in 2021, he went 0-2 and allowed 10 runs on 11 hits and 5 walks in 5.0 innings ... upon returning to Omaha, he made 11 appearances there before returning to Kansas City on 9/1 ... in his first start of his second stint with the Royals on 9/1 vs. Cleveland, he allowed only two runs in 6.0 innings and exited with a 3-2 lead and in line for his first career win, but the Royals lost 5-3 in 11 innings.

## 2020

- ✦ Spent the season at the Royals alternate training site in Kansas City, Kansas and participated in the Royals' postseason camp at Kauffman Stadium in October.

## 2019

- ✦ Split the season between Wilmington (A+) and NW Arkansas (AA), making 13 starts for each ... produced a 3.52 ERA (58 ER in 148.1 IP) with 144 strikeouts ... among Royals Minor League arms, ranked 4th with 144 strikeouts, 7th in WHIP (1.24) and 8th in ERA (min. 100 IP).
- ✦ Named a Carolina League midseason All-Star and threw a scoreless 4th inning in the All-Star game on 6/18 at Nymex Field in Frederick, MD.
- ✦ Promoted to Double-A on June 22 and threw 7.0 shutout innings in his Double-A debut on June 22 @ Frisco (TEX).

## 2018

- ✦ After being drafted by Kansas City in the first round (33rd overall), made nine starts with Lexington (A) and produced a 3.42 ERA (10 ER in 26.1 IP) with 22 strikeouts, never pitching more than 4.0 in an outing, but finished four innings twice.
- ✦ Made two starts in the South Atlantic League playoffs, as the Legends won the league championship ... went 2-0 with a 0.90 ERA (1 ER in 10.0 IP) and 10 strikeouts.

## COLLEGE: UNIVERSITY OF FLORIDA (2016-18)

- ✦ Pitched three seasons at the University of Florida, where he played on three College World Series teams and was roommates with Royals starter and fellow 2018 MLB Draft pick Brady Singer ... finished his career with a 25-6 record and 3.53 ERA, striking out 243 with 94 walks in 255.0 career innings.

## MISCELLANEOUS

- ✦ 2015: Graduated from Charlotte Christian High School (N.C.), where he went 10-1 with a school-record 0.20 ERA in his final season, striking out 118 in 71.0 innings as he was named a first-team High School All-American by Baseball America ... threw a three-hit shutout with 14 strikeouts in the state championship game as a senior.

## SEASON / CAREER HIGHS

| SEASON                    |         | CAREER              |   |
|---------------------------|---------|---------------------|---|
| 4/2/2023 @ Indianapolis   | 3.0     | INNINGS PITCHED     | 8.0 (2x) Last: 8/24/19 @ Frisco         |
| 4/2/2023 @ Indianapolis   | 4       | HITS ALLOWED        | 11 (2x) Last: 6/14/22 @ Iowa            |
| 4/6/2023 vs. Toledo       | 4       | RUNS ALLOWED        | 9 6/14/2022 @ Iowa                      |
| 4/6/2023 vs. Toledo       | 4       | EARNED RUNS ALLOWED | 9 6/14/2022 @ Iowa                      |
| Last: 4/6/2023 vs. Toledo | 0 (2x)  | HOME RUNS ALLOWED   | 3 6/14/2022 @ Iowa                      |
| 4/6/2023 vs. Toledo       | 4       | WALKS ALLOWED       | 5 (3x) Last: 5/31/2022 vs. Indianapolis |
| 4/2/2023 @ Indianapolis   | 4       | STRIKEOUTS          | 10 (2x) Last: 7/3/2021 @ St. Paul       |
| Last: 4/6/2023 vs. Toledo | 14 (2x) | BATTERS FACED       | 29 (4x) Last: 8/24/2019 @ Frisco        |
| 4/6/2023 vs. Toledo       | 70      | PITCHES THROWN      | 107 6/8/2019 vs. Fayetteville           |
| 4/2/2023                  | 3.0 IP  | SCORELESS STREAK    | 15.1 IP 5/22/2021 to 6/2/2021           |

## 2023 RUN SUPPORT (OMAHA STARTS ONLY)

| RUNS SCORED | 0 | 1   | 2 | 3 | 4 | 5 | 6 | 7 | 8 | 9 | 10+ |
|-------------|---|-----|---|---|---|---|---|---|---|---|-----|
| GAMES       |   | 1   |   |   |   |   |   |   |   |   |     |
| PLAYER W-L  |   | 0-1 |   |   |   |   |   |   |   |   |     |
| Team W-L    |   | 0-1 |   |   |   |   |   |   |   |   |     |

## 2023 GAME-BY-GAME

## OMAHA STORM CHASERS, AAA

| DATE  | OPPONENT       | RES    | LEFT GAME               | DEC | IP  | H | R | ER | HR | HB | BB | SO | BF | NP-S  |
|-------|----------------|--------|-------------------------|-----|-----|---|---|----|----|----|----|----|----|-------|
| 4/2 * | @ Indianapolis | W, 8-3 | Middle 8th, winning 8-3 | W   | 3.0 | 4 | 0 | 0  | 0  | 0  | 2  | 4  | 14 | 59-34 |
| 4/6   | vs. Toledo     | L, 8-5 | Top 3rd, tied 1-1       | L   | 2.2 | 1 | 4 | 4  | 0  | 0  | 4  | 3  | 14 | 70-39 |

\* Indicates Relief Appearance

## 2022 BATTED BALL STATISTICS (AAA)

| BABIP | GB/FB | LD%   | GB%   | FB%  | IFFB% | HR/FB | Pull% | Cent% | Oppo% | SwStr% |
|-------|-------|-------|-------|------|-------|-------|-------|-------|-------|--------|
| .333  | 6.00  | 50.0% | 42.9% | 7.1% | 0.0%  | 0.0%  | 42.9% | 35.7% | 21.4% | 13.2%  |

## vs. IOWA IN 2023

| W | L | ERA | G | GS | CG | SHO | GF | HLD | SV | SVO | IP | H | R | ER | HR | HB | BB | IBB | SO | WHIP | AVG |
|---|---|-----|---|----|----|-----|----|-----|----|-----|----|---|---|----|----|----|----|-----|----|------|-----|
|---|---|-----|---|----|----|-----|----|-----|----|-----|----|---|---|----|----|----|----|-----|----|------|-----|

## vs. IOWA HITTERS IN 2023

| PLAYER | AVG | AB | H | 2B | 3B | HR | RBI | BB | SO | PLAYER | AVG | AB | H | 2B | 3B | HR | RBI | BB | SO |
|--------|-----|----|---|----|----|----|-----|----|----|--------|-----|----|---|----|----|----|-----|----|----|
|        |     |    |   |    |    |    |     |    |    |        |     |    |   |    |    |    |     |    |    |
|        |     |    |   |    |    |    |     |    |    |        |     |    |   |    |    |    |     |    |    |
|        |     |    |   |    |    |    |     |    |    |        |     |    |   |    |    |    |     |    |    |
|        |     |    |   |    |    |    |     |    |    |        |     |    |   |    |    |    |     |    |    |

## CAREER PITCHING

| SEASON                          | TEAM             | W                                     | L  | ERA   | G  | GS | CG | SHO | SV | SVO | IP    | H   | R   | ER  | HR | HB | BB  | IBB | SO  | WHIP | AVG  | AB   | WP | BK | GDP | TBF  | NP-S      |  |  |
|---------------------------------|------------------|---------------------------------------|----|-------|----|----|----|-----|----|-----|-------|-----|-----|-----|----|----|-----|-----|-----|------|------|------|----|----|-----|------|-----------|--|--|
| 2018                            | Lexington (A)    | 0                                     | 1  | 3.42  | 9  | 9  | 0  | 0   | 0  | 0   | 26.1  | 19  | 10  | 10  | 2  | 0  | 12  | 0   | 22  | 1.18 | .200 | 95   | 4  | 0  | 2   | 107  | 432-267   |  |  |
| 2019                            | Wilmington (A+)  | 5                                     | 3  | 3.53  | 13 | 13 | 0  | 0   | 0  | 0   | 74.0  | 68  | 33  | 29  | 4  | 10 | 22  | 0   | 66  | 1.22 | .245 | 277  | 5  | 0  | 5   | 312  | 1160-735  |  |  |
|                                 | NW Arkansas (AA) | 2                                     | 7  | 3.51  | 13 | 13 | 0  | 0   | 0  | 0   | 74.1  | 73  | 32  | 29  | 8  | 2  | 21  | 0   | 78  | 1.26 | .254 | 287  | 5  | 0  | 7   | 310  | 1182-741  |  |  |
| 2020                            |                  | Did not play (no minor league season) |    |       |    |    |    |     |    |     |       |     |     |     |    |    |     |     |     |      |      |      |    |    |     |      |           |  |  |
| 2021                            | Omaha (AAA)      | 9                                     | 4  | 3.46  | 17 | 16 | 0  | 0   | 0  | 0   | 80.2  | 66  | 31  | 31  | 7  | 4  | 34  | 0   | 115 | 1.24 | .220 | 300  | 14 | 0  | 5   | 338  | 1450-857  |  |  |
|                                 | KANSAS CITY      | 0                                     | 6  | 11.27 | 9  | 8  | 0  | 0   | 0  | 0   | 30.1  | 43  | 38  | 38  | 7  | 2  | 20  | 0   | 29  | 2.08 | .336 | 128  | 8  | 0  | 1   | 154  | 631-368   |  |  |
| 2022                            | Omaha (AAA)      | 4                                     | 10 | 6.16  | 20 | 20 | 0  | 0   | 0  | 0   | 83.1  | 95  | 67  | 57  | 14 | 8  | 43  | 0   | 88  | 1.66 | .287 | 331  | 10 | 1  | 6   | 387  | 1569-939  |  |  |
|                                 | KANSAS CITY      | 0                                     | 0  | 9.77  | 7  | 0  | 0  | 0   | 0  | 0   | 15.2  | 27  | 17  | 17  | 4  | 0  | 11  | 0   | 17  | 2.43 | .380 | 71   | 0  | 0  | 2   | 82   | 311-197   |  |  |
| 2023                            | Omaha (AAA)      | 1                                     | 1  | 6.35  | 2  | 1  | 0  | 0   | 0  | 0   | 5.2   | 5   | 4   | 4   | 0  | 0  | 6   | 0   | 7   | 1.94 | .238 | 21   | 0  | 0  | 1   | 28   | 129-73    |  |  |
| MAJOR LEAGUE TOTALS (2 Seasons) |                  | 0                                     | 6  | 10.76 | 16 | 8  | 0  | 0   | 0  | 0   | 46.0  | 70  | 55  | 55  | 11 | 2  | 31  | 0   | 46  | 2.20 | .352 | 199  | 8  | 0  | 3   | 236  | 942-565   |  |  |
| Minor League Totals (5 Seasons) |                  | 21                                    | 26 | 4.18  | 74 | 72 | 0  | 0   | 0  | 0   | 344.1 | 326 | 177 | 160 | 35 | 24 | 138 | 0   | 376 | 1.35 | .249 | 1331 | 38 | 1  | 26  | 1482 | 5922-3612 |  |  |



## PLAYER

## 50 MAX CASTILLO

RHP • R/R • 6'2" • 285 lbs • 5/4/1999 (23)  
Traded from Toronto – 8/2/2022  
Born/Resides: Caracas, Venezuela

## 31 AUSTIN COX

LHP • L/L • 6'4" • 235 lbs • 3/28/1997 (26)  
2018 MLB Draft – Round 5 (Mercer)  
Born: Macon, Georgia • Resides: Kansas City, Missouri

## 60 JONATHAN HEASLEY

RHP • R/R • 6'3" • 235 lbs • 1/27/1997 (26)  
2018 MLB Draft – Round 13 (Oklahoma State)  
Born: Plano, Texas • Resides: Dallas, Texas

## 37 JACKSON KOWAR

RHP • R/R • 6'5" • 215 lbs • 10/4/1996 (26)  
2018 MLB Draft – Round 1/33rd Overall (Florida)  
Born: Weddington, N.C. • Resides: Charlotte, N.C.

## 58 BROOKS KRISKE

RHP • R/R • 6'3" • 210 lbs • 2/3/1994 (29)  
Signed 12/14/2022 as a Minor League Free Agent  
Born/Resides: Scottsdale, Arizona

## 46 MARCELO MARTINEZ

LHP • L/L • 6'2" • 190 lbs • 8/10/1996 (26)  
Signed 3/7/2018 as an International Free Agent  
Born/Resides: Reynosa, México

## 21 MIKE MAYERS

RHP • R/R • 6'2" • 220 lbs • 12/6/1991 (31)  
Signed 12/22/2022 as a Minor League Free Agent  
Born: Grove City, Ohio • Resides: Naples, Florida

## 41 ANDRÉS NUÑEZ

RHP • R/R • 6'4" • 265 lbs • 9/20/1995 (27)  
2018 MLB Draft – Round 29 (Florida International)  
Born/Resides: Southwest Ranches, Florida

## 53 DREW PARRISH

LHP • L/L • 5'11" • 1195 lbs • 2/8/1997 (25)  
2019 MLB Draft – Round 8 (Florida State)  
Born: Cape Canaveral, Fla. • Resides: Tallahassee, Fla.

## 47 EVAN SISK

LHP • L/L • 6'2" • 195 lbs • 4/23/1997 (25)  
Traded from Minnesota – 1/24/2023  
Born: Pineville, N.C. • Resides: Chester, S.C.

## 43 COLLIN SNIDER

RHP • R/R • 6'4" • 205 • 10/10/1995 (27)  
2017 MLB Draft – Round 12 (Vanderbilt)  
Born/Resides: Murfreesboro, Tennessee

## 35 JOSH STAUMONT

RHP • R/R • 6'3" • 215 lbs • 12/21/1993 (29)  
2015 MLB Draft – Round 2 (Azusa Pacific)  
Born: La Habra, Calif. • Resides: La Habra Heights, Calif.

## 48 JOSH TAYLOR

LHP • L/L • 6'5" • 240 lbs • 3/2/1993 (30)  
Traded from Boston – 1/24/2023  
Born: Phoenix, Arizona • Resides: Peoria, Arizona

## 44 RYAN WEISS

RHP • R/R • 6'4" • 220 • 12/10/1996 (26)  
Claimed off Waivers from Arizona – 7/1/2022  
Born: South Elgin, Ill. • Resides: Raleigh, N.C.

## 62 NICK WITTGREN

RHP • R/R • 6'2" • 210 • 5/29/1991 (31)  
Signed 12/23/2022 as a Minor League Free Agent  
Born: Torrance, California • Resides: Jupiter, Florida

## QUICK NOTES

Ranked by *Baseball America* as the No. 18 Royals prospect

2023: Appeared in 4 Cactus League games for the Royals and went 2-0 with a 11.12 ERA (7 ER in 5.2 IP) and 7 K.

2022: Began the 2022 season in the Blue Jays organization and made 20 appearances (11 in MLB and 9 in MLB) before being traded to Kansas City on August 2 with Samad Taylor in exchange for Whit Merrifield ... had three stints with the Royals: 8/18-20, 9/4-7 and 9/25 through the end of the season ... across three stints with Omaha, pitched in 7 games (6 starts) with 22 strikeouts in 21.1 innings.

2021: Spent the entire season with New Hampshire (AA), appearing in 21 games (20 starts) while going 11-4 with a 4.85 ERA (55 ER in 102.0 IP) and 89 strikeouts.

4SFB (89-93), CH, SL

CONSECUTIVE BATTERS RETIRED: 0

SCORELESS STREAK: 0.0 IP

2023: As a non-roster invitee, appeared in 4 Cactus League games for the Royals and went 0-1 with a 2.08 ERA (1 ER in 4.1 IP) and 8 K.

2022: Spent the entire season with Omaha and made 29 appearances (24 starts) for the Storm Chasers, going 7-7 with his 1st career save ... maintained a 4.21 ERA (69 ER in 147.1 IP) with a career-high 105 strikeouts ... 147.1 IP ranked 1st among all Royals farmhands, while 24 starts ranked 4th, 7W ranked tied 4th and 105 K was 6th.

2021: Joined NW Arkansas (AA) at the end of May, made his 2021 debut 5/26 and remained with the Naturals through the end of the postseason, before a promotion to Omaha for the Triple-A final stretch on 9/26, pitching twice ... appeared in 15 games (all starts) for the Naturals, going 4-1 with a 3.00 ERA (21 ER in 63.0 IP) and 56 strikeouts.

4SFB (87-94), CH, CB, SL

CONSECUTIVE BATTERS RETIRED: 2 (4/6)

SCORELESS STREAK: 2.0 IP (4/6)

2023: Appeared in 4 Cactus League games for the Royals (2 starts) and went 0-1 with a 17.36 ERA (18 ER in 9.1 IP) and 7 K.

2022: Split the season between Kansas City and Omaha, making 21 starts over four stints with the Royals and nine starts with the Storm Chasers ... his 21 MLB starts ranked 7th among Major League rookies ... opened the year in Triple-A, with six of his nine Storm Chasers starts coming before his first call-up to Kansas City on 5/12 ... across all nine of his outings with Omaha, struck out 45 in 39.1 innings (10.3 K/9).

2021: Named Kansas City's Double-A Pitcher of the Year with NW Arkansas (AA) and spent much of the season with the Naturals before making his MLB debut with Kansas City on 9/17 and finishing the year with the Royals ... in 22 appearances (21 starts) with NWA, went 7-3 with a 3.33 ERA (39 ER in 105.1 IP) and 120 strikeouts (10.3 K/9).

4SFB (90-95), CB, CH, SNK, SL

CONSECUTIVE BATTERS RETIRED: 4 (4/7)

SCORELESS STREAK: 4.2 IP (4/6)

2023: Appeared in 4 Cactus League games for the Royals (1 start) and went 1-1 with a 6.75 ERA (6 ER in 10.1 IP) and 11 K to just 3 BB.

2022: Made his first Opening Day roster with Kansas City, but only pitched in 7 games over three stints with the Major League club, also making 20 starts with Omaha (AAA) across three stints ... allowed less than two earned runs in 8 of his 20 starts with Omaha, including three scoreless outings.

2021: Named Kansas City's Paul Splittorff Minor League Pitcher of the Year, given to the top pitcher in the organization, also named the Storm Chasers Pitcher of the Year, the Triple-A East Pitcher of the Year and a Triple-A Pitcher of the Year ... in two stints with Omaha, made 17 appearances (16 starts) and went 9-4 with a 3.46 ERA (31 ER in 80.2 IP) and 115 strikeouts (12.8 K/9), which led all Triple-A pitchers at the time of him being recalled on September 1.

4SFB (93-98), SL, CH

CONSECUTIVE BATTERS RETIRED: 0

SCORELESS STREAK: 0.0 IP

2023: As a non-roster invitee, appeared in 10 Cactus League games for the Royals and went 0-1 with a 3.48 ERA (4 ER in 10.1 IP) and 11 K to just 3 BB.

2022: Signed with the Yokohama DeNA BayStars of Nippon Professional Baseball (NPB) on December 8, 2021 and pitched in 32 games, going 1-3 with two saves, a 3.25 ERA (13 ER in 36.0 IP) and 56 strikeouts (10.3 K/9) between Japan's Central League (equivalent to Major League Baseball) and Eastern League (Japan's Minor Leagues).

2020-2021: Pitched 16 games in the Major Leagues between New York (AL) and Baltimore, with a 2-1 record and 14.40 ERA (24 ER in 15.0 IP) and 19 strikeouts ... pitched a scoreless ninth inning to finish the game his Major League debut on July 29 @ Baltimore.

4SFB (92-96), SPL, SL

CONSECUTIVE BATTERS RETIRED: 2 (4/9)

SCORELESS STREAK: 0.1 IP (4/9)

2023: Retired 6 straight to end his outing 4/11 @ Iowa.

2022: Spent the majority of the season with Omaha, appearing in 27 games with the Storm Chasers but also made three starts with NW Arkansas (AA) in a stint from 5/3-21 ... Made 15 starts with the Chasers, while making 12 relief appearances as well, with a season-high five straight starts between 6/19 and 7/13 ... 9 of his 11 relief appearances with Omaha were 2.0 innings or longer, including 4.0 scoreless frames on 7/22 vs. Iowa.

2021: Began the season with NW Arkansas (AA), promoted to Omaha on 6/15, where he pitched for the remainder of the season ... between the two levels, led all Royals Minor League pitchers with 24 starts and 112.2 IP, also led the Chasers in starts (17), 2nd on the team in IP (84.1) and 4th in K (84) ... ranked 4th in the system with 117 K.

4SFB (84-89), SL, CH

CONSECUTIVE BATTERS RETIRED: 6 (4/11)

SCORELESS STREAK: 2.1 IP (4/11)

2023: As a non-roster invitee, appeared in 6 Cactus League games for the Royals (2 starts) and went 0-1 with a 5.02 ERA (8 ER in 14.1 IP).

2022: Spent much of the season with the Los Angeles Angels, as he made 24 MLB appearances (3 starts) and went 1-1 with a 5.68 ERA ... Designated for Assignment on 5/26 and outrighted off the 40-man roster on 6/2 ... made eight starts for Salt Lake (AAA) before he returned to the Angels on 8/6, where he finished the season.

2021: For the second straight season, spent the entire year in the Major Leagues and pitched in a career-high 72 games for the Angels, tied for the 4th-most in the American League and 8th in MLB ... 88 of his career-high 90 strikeouts came in relief, and 7th among American League relievers.

4SFB (89-94), SL, CH, SNK, CB

CONSECUTIVE BATTERS RETIRED: 0

SCORELESS STREAK: 0.0 IP

2023: As a non-roster invitee, appeared in 2 Cactus League games for the Royals and struck out 4 with a 16.20 ERA (3 ER in 1.2 IP).

2022: Spent the entire season with Omaha and was named Kansas City's Triple-A Pitcher of the Year with the Storm Chasers, going 5-4 with a team-high-tying 8 saves, a 3.61 ERA (25 ER in 62.1 IP) with 69 strikeouts to just 17 walks (4.06 K/BB) in a team-best 54 relief appearances ... threw the longest scoreless streak in MLB, a stretch of 26.1 innings and 22 appearances from 5/19 to 7/26 in which he did not allow a run, holding opponents to a .183 average (17-for-93) with 34 strikeouts.

2021: Began the season with NW Arkansas (AA) and split the season between the Naturals and Omaha ... with 47 combined games pitched (1 start), the third-most appearances among Royals Minor League pitchers.

SNK (89-93), SL, CH, CUT

CONSECUTIVE BATTERS RETIRED: 4 (4/11)

SCORELESS STREAK: 1.1 IP (4/11)

2023: Appeared in 2 Cactus League games for the Royals and produced a 3.00 ERA (1 ER in 3.0 IP) and 1 K.

2022: Began the season with NW Arkansas (AA), made 10 starts before being assigned to Omaha on 6/3, where he finished the season, pitched in 17 games (15 starts) for Omaha and went 3-8 with a 5.62 ERA (46 ER in 73.2 IP) ... with the Naturals, was named the Texas League Pitcher of the Week back-to-back, on 5/9 and 5/16, did not allow an earned run in 28.2 innings between 5/1 and 5/26 ... was the Texas League's May Pitcher of the Month right before getting called up to Triple-A.

2021: Split the season between Quad Cities (A+) and NW Arkansas (AA), with a break in between to pitch for Team USA at the 2021 WBSC Olympic Baseball Qualifiers ... named an MLB.com Organization All-Star ... among qualified MLB pitchers (96.0 IP), ranked 14th in WHIP, 14th in opponents' average (.198) and 16th in ERA (2.83).

SNK (86-92), CH, CB

CONSECUTIVE BATTERS RETIRED: 2 (4/8)

SCORELESS STREAK: 1.1 IP (4/8)

2023: Appeared in 6 Cactus League games for the Royals in his first MLB Spring Training and went 1-0 with a 4.50 ERA (3 ER in 6.0 IP) and 3 K.

2022: Split his first full season in the Twins organization between Wichita (AA) and St. Paul (AAA), earned Minnesota's MLB.com Organization All-Star honors as a relief pitcher ... posted a 1.57 ERA (11 ER in 63.0 IP) with 76 strikeouts against 29 walks (10.86 K/9 and 2.62 K/BB) across 50 games between the two levels, the best ERA in 2022 among all MLB relievers that made 50+ appearances and threw a minimum of 60.0 IP.

2021: Began the season in the Cardinals organization, acquired by Minnesota via trade on July 30 ... split the year between Peoria (A+), Springfield (AA) and Wichita (AA), combining to pitch in 39 games with a 3-1 record and 3.91 ERA (23 ER in 53.0 IP), striking out 69 with 35 walks ... originally drafted by St. Louis in the 16th Round in 2018.

SNK (89-93), CH, SL

CONSECUTIVE BATTERS RETIRED: 4 (4/8 to 4/11)

SCORELESS STREAK: 3.2 IP (4/5 to 4/11)

2023: Appeared in 7 Cactus League games for the Royals and went 1-0 with a 3.52 ERA (3 ER in 7.2 IP) and 10 K to just 1 BB.

2022: Made the Opening Day Roster and his MLB debut with Kansas City ... in his first season in the big leagues, started and ended the season with Kansas City ... pitched in 42 games across five stints with the Royals, going 4-2 with a 6.55 ERA (25 ER in 34.1 IP) ... began his career with 5.1 scoreless innings over 6 games, and pitched in 27 of KC's first 56 games during his first stint from Opening Day through 6/9 ... also appeared in 20 games with Omaha (AAA) with a 5.40 ERA (13 ER in 21.2 IP) and 12 scoreless outings.

2021: Split the season between NW Arkansas (AA) and Omaha, making a career-high 48 appearances with a career-high 64 strikeouts and 26 walks ... joined the Storm Chasers a week into the season, returned to NWA on June 6, transferred back to Triple-A on August 24 ... posted a 3.15 ERA in 25 Double-A outings before returning to Omaha.

SNK (94-96), SL

CONSECUTIVE BATTERS RETIRED: 1 (4/11)

SCORELESS STREAK: 3.0 IP (3/31 to 4/11)

2023: Appeared in 8 Cactus League games for the Royals and pitched to a 1.13 ERA (1 ER in 8.0 IP), 5 BB and 10 K ... 3 scoreless outings with Omaha and 1 BB to 6 K over 3.0 IP ... fastball has topped out at 99.1 MPH this season, has thrown 17 of the 20 hardest Omaha pitches this season.

2022: Made the Opening Day roster for the third straight year, but had two stints on the Injured List (neck strain: 6/26-7/15, right biceps tendinitis: 8/24-end of season) ... had a 3.67 ERA (11 ER in 27.0 IP) in 30 appearances before the All-Star break, but a 13.50 ERA (16 ER in 10.2 IP) in 12 outings after the break.

2019-2022: Made 148 appearances out of the bullpen for Kansas City, with a 9-7 record, 8 saves and a 3.82 ERA (63 ERA in 148.1 IP) and 167 strikeouts ... his 10.13 career K/9 ranks 3rd in Royals history (min. 125.0 IP) ... has thrown a pitch at 101.0 mph or greater 22 times since 2020, the 6th-most in the American League.

SNK (94-99), CB, 4SFB

CONSECUTIVE BATTERS RETIRED: 1 (4/9)

SCORELESS STREAK: 3.0 IP (3/31 to 4/9)

2023: Appeared in 8 Cactus League games for the Royals and pitched to a 3.52 ERA (3 ER in 7.2 IP) and 8 K to just 2 BB.

2022: Missed the entire Major League season with persistent back issue, including a low back strain ... he did not pitch in Spring Training, was placed on the 15-Day Injured List on April 4, then transferred to the 60-Day IL on May 12 ... went on two rehab assignments, the first with the Worcester Red Sox (AAA) from 4/17-27 and the second from 6/7-17, with the Portland Sea Dogs (AA) and the Triple-A Wood Sox.

2021: Made his first MLB Opening Day roster and pitched the entire season with Boston, with career highs in appearances (61) and IP (47.2), but missed 16 games due to three stints on the Injured List ... threw a 21.1-inning scoreless streak from 4/30 to 7/5, tied for the 2nd-longest scoreless streak by any Major League pitcher in 2021.

SNK (89-93), SL, 4SFB, CB

CONSECUTIVE BATTERS RETIRED: 1 (4/8)

SCORELESS STREAK: 0.1 IP (4/8)

2023: As a non-roster invitee, appeared in 8 Cactus League games for the Royals and went 2-0 with a 1.93 ERA (2 ER in 9.1 IP) and 15 K to 5 BB.

2022: Began the season on Arizona's 40-man roster and opened the year with Amarillo (AA) and made 10 appearances before being promoted to Reno (AAA) ... DFA'd on June 26, and claimed by Kansas City on July 1, but optioned off the 40-man roster at completion of the deal ... in 47 appearances (1 start) across the three affiliates, went 3-2 with a 6.93 ERA (48 ER in 62.1 IP) ... made his Omaha debut 7/3 @ St. Paul and made 30 relief appearances with the Chasers, with 34 strikeouts in 35.2 innings (8.6 K/9).

2021: Split the season between Amarillo (AA) and Reno (AAA) ... appearing in 34 games (8 starts), combined to go 6-3 with one save, and a 4.60 ERA (40 ER in 78.1 IP), along with 88 strikeouts ... back-to-back Double-A Central Pitcher of the Week to open the season, with a career-best 17.2-inning scoreless streak from May 6 to 23.

CH, CB, 4SFB (88-92), SL

CONSECUTIVE BATTERS RETIRED: 3 (4/9)

SCORELESS STREAK: 1.0 IP (4/9)

2023: As a non-roster invitee, appeared in 7 Cactus League games for the Royals and produced a 2.25 ERA (2 ER in 8.0 IP) and 9 K.

2022: Pitched in 29 games for the St. Louis Cardinals and allowed just 1 run over his first 9 appearances (6.1 IP), but recorded a 7.50 ERA (10 ER in 12.0 IP) in May and a 6.75 ERA (8 ER in 10.2 IP) in June, before being DFA'd on July 2 and released on July 9 ... did not play professional baseball for the rest of the season.

2016-22: Over parts of seven seasons in the Major Leagues with Miami, Cleveland and St. Louis, pitched in 287 games (1 start) with a 3.96 ERA (123 ER in 300.1 IP) and 282 strikeouts ... has allowed only 27 of 130 inherited runners to score in his MLB career, and that rate of 20.8% ranks 5th in the Majors since 2016 (min. 275 appearances).

4SFB (88-92), SL, CH, CUT

CONSECUTIVE BATTERS RETIRED: 4 (4/9)

SCORELESS STREAK: 2.0 IP (4/7 to 4/9)

## CAREER HIGHS

|    |     |                                       |
|----|-----|---------------------------------------|
| IP | 7.0 | (3x) Last: 5/20/22 vs. Syracuse       |
| K  | 9   | 5/30/18 vs. Lake County               |
| BB | 4   | (6x) Last: 9/25/22 vs. SEATTLE        |
| H  | 10  | (2x) Last: 8/7/21 vs. Hartford        |
| ER | 8   | (2x) Last: 6/10/18 @ Fort Wayne       |
| NP | 97  | 7/30/18 @ Dayton                      |
| IP | 8.0 | 6/14/19 @ Columbia                    |
| K  | 10  | 7/23/19 vs. Potomac                   |
| BB | 5   | (2x) Last: 5/7/22 vs. Columbus        |
| H  | 10  | 6/29/22 @ St. Paul                    |
| ER | 5   | (6x) Last: 8/2/22 vs. St. Paul        |
| NP | 119 | 6/14/19 @ Columbia                    |
| IP | 7.0 | (3x) Last: 9/3/22 @ DETROIT           |
| K  | 12  | 6/25/19 vs. Columbia                  |
| BB | 6   | (2x) Last: 5/25/22 @ ARIZONA          |
| H  | 9   | (2x) Last: 10/5/22 @ CLEVELAND        |
| ER | 10  | 7/29/18 @ Ogden                       |
| NP | 108 | 9/3/22 @ DETROIT                      |
| IP | 8.0 | (2x) Last: 8/24/19 @ Frisco           |
| K  | 10  | (2x) Last: 7/3/21 @ St. Paul          |
| BB | 5   | (3x) Last: 5/31/22 vs. Indianapolis   |
| H  | 11  | (2x) Last: 6/14/22 @ Iowa             |
| ER | 9   | 6/14/22 @ Iowa                        |
| NP | 107 | 6/8/19 vs. Fayetteville               |
| IP | 3.1 | 8/1/18 vs. Aberdeen                   |
| K  | 6   | 8/8/18 vs. Lowell                     |
| BB | 5   | 9/12/21 vs. Rochester                 |
| H  | 5   | 7/2/18 vs. Brooklyn                   |
| ER | 5   | (2x) Last: 9/6/21 vs. TORONTO         |
| NP | 53  | 8/8/18 vs. Lowell                     |
| IP | 7.1 | 7/7/22 vs. Toledo                     |
| K  | 12  | (2x) Last: 8/1/18 @ Pulaski           |
| BB | 6   | 5/10/22 vs. Wichita                   |
| H  | 10  | 7/13/21 @ Indianapolis                |
| ER | 8   | (3x) Last: 9/11/22 vs. Indianapolis   |
| NP | 104 | 7/30/19 vs. Fayetteville              |
| IP | 9.0 | 5/2/15 @ Arkansas                     |
| K  | 10  | (2x) Last: 6/3/17 vs. Omaha           |
| BB | 4   | (5x) Last: 5/17/17 vs. Round Rock     |
| H  | 11  | 5/5/15 @ Jupiter                      |
| ER | 9   | 7/24/16 vs. LOS ANGELES (NL)          |
| NP | 102 | (2x) Last: 6/3/17 vs. Omaha           |
| IP | 5.0 | 6/23/19 vs. Greenville                |
| K  | 6   | 7/16/19 @ Rome                        |
| BB | 3   | (2x) Last: 6/13/21 @ Frisco           |
| H  | 5   | (4x) Last: 8/3/22 vs. St. Paul        |
| ER | 8   | 9/11/21 @ St. Paul                    |
| NP | 60  | 6/23/19 vs. Greenville                |
| IP | 7.0 | (4x) Last: 5/13/22 vs. Wichita        |
| K  | 9   | (3x) Last: 5/13/22 vs. Wichita        |
| BB | 6   | 6/22/22 vs. Columbus                  |
| H  | 7   | (4x) Last: 9/12/22 @ St. Paul         |
| ER | 7   | 9/1/22 @ St. Paul                     |
| NP | 100 | (2x) Last: 7/8/22 vs. Toledo          |
| IP | 3.0 | (5x) Last: 6/18/21 @ Wichita          |
| K  | 5   | (4x) Last: 8/20/21 @ Springfield      |
| BB | 3   | (3x) Last: 7/22/22 @ Indianapolis     |
| H  | 5   | (3x) Last: 8/12/21 @ Tulsa            |
| ER | 4   | 8/12/21 @ Tulsa                       |
| NP | 55  | 8/20/21 @ Springfield                 |
| IP | 6.0 | 4/8/18 vs. Charleston                 |
| K  | 5   | (2x) Last: 6/30/21 @ Springfield      |
| BB | 3   | (2x) Last: 8/7/22 vs. St. Paul        |
| H  | 11  | 9/2/18 @ Greenville                   |
| ER | 7   | 5/14/21 @ Columbus                    |
| NP | 90  | 4/13/18 @ Augusta                     |
| IP | 7.0 | (3x) Last: 8/23/17 vs. Springfield    |
| K  | 12  | (4x) Last: 5/17/17 vs. Oklahoma City  |
| BB | 9   | 7/11/16 vs. Myrtle Beach              |
| H  | 8   | (4x) Last: 6/17/17 @ Iowa             |
| ER | 8   | (2x) Last: 6/17/17 @ Iowa             |
| NP | 109 | 5/11/17 @ Las Vegas                   |
| IP | 9.0 | (2x) Last: 7/5/16 vs. Pensacola       |
| K  | 13  | (2x) Last: 6/10/16 vs. Lancaster      |
| BB | 5   | (2x) Last: 6/31/17 vs. Tennessee      |
| H  | 10  | (3x) Last: 4/21/16 @ Rancho Cucamonga |
| ER | 7   | (2x) Last: 4/21/16 @ Rancho Cucamonga |
| NP | 103 | 6/13/17 vs. Tennessee                 |
| IP | 6.0 | (10x) Last: 5/18/21 vs. Midland       |
| K  | 8   | (2x) Last: 5/18/21 vs. Midland        |
| BB | 4   | (2x) Last: 7/9/21 vs. Las Vegas       |
| H  | 11  | 9/1/19 @ Modesto                      |
| ER | 7   | (2x) Last: 5/29/21 @ Corpus Christi   |
| NP | 92  | 6/10/21 vs. Corpus Christi            |
| IP | 3.0 | (4x) 4/13/17 vs. NEW YORK (NL)        |
| K  | 5   | 4/20/13 vs. Charlotte                 |
| BB | 3   | (2x) Last: 9/20/21 vs. KANSAS CITY    |
| H  | 5   | 4/20/14 vs. Pensacola                 |
| ER | 5   | 7/23/21 vs. TAMPA BAY                 |
| NP | 48  | (2x) Last: 5/16/17 vs. HOUSTON        |



| OMAHA RELIEVERS |                          | ENTRANCE SITUATION              |       |      | INNING ENTERING THE GAME |   |   |   |   |   |   |   |    |     | INHERITED RUNNERS |          |         | 1-2-3 INNINGS |          |         |       |
|-----------------|--------------------------|---------------------------------|-------|------|--------------------------|---|---|---|---|---|---|---|----|-----|-------------------|----------|---------|---------------|----------|---------|-------|
| PITCHER         | LAST OMA APPEARANCE (IP) | LEAD                            | TRAIL | TIED | 1                        | 2 | 3 | 4 | 5 | 6 | 7 | 8 | 9  | 10+ | BR INHER.         | BR SCORE | % SCORE | TOTAL         | POSSIBLE | % 1-2-3 |       |
| 30              | Cox, Austin              | THU 4/6 vs. Toledo (2.1 IP)     | -     | -    | 1                        | - | - | 1 | - | - | - | - | -  | -   | 3                 | 3        | 100.0%  | 0             | 2        | 0.0%    |       |
| 37              | Kowar, Jackson           | SUN 4/2 @ Indianapolis (3.0 IP) | -     | 1    | -                        | - | - | - | 1 | - | - | - | -  | -   | -                 | -        | -       | 0             | 3        | 0.0%    |       |
| 58              | Kriske, Brooks           | SUN 4/9 vs. Toledo (1.0 IP)     | 1     | 3    | -                        | - | - | - | 1 | 1 | - | 2 | -  | -   | -                 | -        | -       | 1             | 4        | 25.0%   |       |
| 46              | Martinez, Marcelo        | TUE 4/11 @ Iowa (3.0 IP)        | 1     | 2    | -                        | - | - | 1 | 1 | - | 1 | - | -  | -   | 3                 | 2        | 66.7%   | 2             | 6        | 33.3%   |       |
| 41              | Núñez, Andrés            | TUE 4/11 @ Iowa (1.1 IP)        | 1     | 3    | -                        | - | - | - | 1 | 3 | - | - | -  | -   | -                 | -        | -       | 3             | 4        | 75.0%   |       |
| 53              | Parrish, Drew            | SAT 4/1 @ Indianapolis (3.0 IP) | 1     | -    | -                        | - | - | - | 1 | - | - | - | -  | -   | -                 | -        | -       | 2             | 3        | 66.7%   |       |
| 47              | Sisk, Evan               | TUE 4/11 @ Iowa (0.2 IP)        | 2     | 3    | -                        | - | - | - | - | - | 2 | 2 | 1  | -   | -                 | -        | -       | 1             | 5        | 20.0%   |       |
| 43              | Snider, Collin           | TUE 4/11 @ Iowa (1.0 IP)        | 1     | 2    | -                        | - | - | - | - | - | - | 3 | -  | -   | 1                 | 1        | 100.0%  | 1             | 2        | 50.0%   |       |
| 35              | Staumont, Josh           | SUN 4/9 vs. Toledo (1.0 IP)     | 1     | 2    | -                        | - | - | - | - | - | - | - | 3  | -   | -                 | -        | -       | 0             | 3        | 0.0%    |       |
| 48              | Taylor, Josh             | SAT 4/8 vs. Toledo (1.1 IP)     | 2     | 2    | -                        | - | - | - | - | 1 | 1 | 1 | 1  | -   | 2                 | 2        | 100.0%  | 0             | 4        | 0.0%    |       |
| 44              | Weiss, Ryan              | SUN 4/9 vs. Toledo (1.0 IP)     | 3     | 1    | -                        | - | - | - | - | - | 1 | 1 | 2  | -   | -                 | -        | -       | 0             | 3        | 0.0%    |       |
| 62              | Wittgren, Nick           | SUN 4/9 vs. Toledo (1.2 IP)     | 3     | 1    | -                        | - | - | - | 1 | 1 | 1 | 1 | -  | -   | 2                 | 0        | 0.0%    | 2             | 5        | 40.0%   |       |
|                 |                          |                                 | -     | -    | -                        | - | - | - | - | - | - | - | -  | -   | -                 | -        | -       | -             | -        | -       |       |
|                 |                          |                                 | -     | -    | -                        | - | - | - | - | - | - | - | -  | -   | -                 | -        | -       | -             | -        | -       |       |
|                 |                          |                                 | 16    | 20   | 1                        | 0 | 0 | 2 | 2 | 4 | 6 | 6 | 10 | 7   | 0                 | 11       | 8       | 72.7%         | 12       | 44      | 27.3% |

| OMAHA STARTING PITCHER SPLITS |    |     |          |           |               | 1st PITCH STRIKES |     |       | 1-2-3 INNINGS |          |         |
|-------------------------------|----|-----|----------|-----------|---------------|-------------------|-----|-------|---------------|----------|---------|
| PITCHER                       | GS | W-L | TEAM W-L | R SUPPORT | SUPPORT/START | FPS               | TBF | % FPS | TOTAL         | POSSIBLE | % 1-2-3 |
| 21 Mayers, Mike               | 3  | 0-1 | 1-2      | 1         | 0.33          | 29                | 57  | 50.9% | 3             | 11       | 27.3%   |
| 60 Heasley, Jonathan          | 2  | 1-0 | 2-0      | 10        | 5.00          | 29                | 45  | 64.4% | 2             | 10       | 20.0%   |
| 50 Castillo, Max              | 2  | 0-2 | 0-2      | 2         | 1.00          | 31                | 44  | 70.5% | 1             | 8        | 12.5%   |
| 31 Cox, Austin                | 1  | 0-0 | 1-0      | 3         | 3.00          | 8                 | 11  | 72.7% | 1             | 3        | 33.3%   |
| 37 Kowar, Jackson             | 1  | 0-1 | 0-1      | 1         | 1.00          | 9                 | 14  | 64.3% | 0             | 2        | 0.0%    |
| 53 Parrish, Drew              | 1  | 0-0 | 1-0      | 6         | 6.00          | 11                | 14  | 78.6% | 1             | 3        | 33.3%   |
|                               | 10 |     |          | 23        | 2.30          | 117               | 185 | 63.2% | 8             | 35       | 22.9%   |

| OMAHA STARTERS VS. RELIEVERS |           |         |
|------------------------------|-----------|---------|
| STARTERS                     | RELIEVERS |         |
| 1-4                          | W-L       | 4-1     |
| 7.04                         | ERA       | 5.15    |
| 38.1                         | INNINGS   | 50.2    |
| 48 (8)                       | HITS (HR) | 55 (7)  |
| 32 (30)                      | R (ER)    | 31 (20) |
| 20                           | BB        | 26      |
| 38                           | K         | 53      |
| 1.77                         | WHIP      | 1.60    |
| .298                         | AVG       | .279    |

| OMAHA STARTING PITCHER/CATCHER MATCHUPS |                   |        |     |       |       |    |    |              |        |     |      |        |    |    |              |        |      |       |      |    |    |        |        |     |     |      |    |     |        |       |      |       |    |    |
|---|-------------------|--------|-----|-------|-------|----|----|--------------|--------|-----|------|--------|----|----|--------------|--------|------|-------|------|----|----|--------|--------|-----|-----|------|----|-----|--------|-------|------|-------|----|----|
| PITCHER                                 | FREDDY FERMIN     |        |     |       |       |    |    | LOGAN PORTER |        |     |      |        |    |    | JAKSON REETZ |        |      |       |      |    |    | TOTALS |        |     |     |      |    |     |        |       |      |       |    |    |
|   | GS                | W-L    | ERA | IP    | ER    | BB | SO | GS           | W-L    | ERA | IP   | ER     | BB | SO | GS           | W-L    | ERA  | IP    | ER   | BB | SO | GS     | W-L    | ERA | IP  | ER   | BB | SO  |        |       |      |       |    |    |
| 21                                      | Mayers, Mike      | 2      | 0-1 | 19.50 | 6.0   | 13 | 4  | 7            | -      | -   | -    | -      | -  | -  | 1            | 0-0    | 1.80 | 5.0   | 7    | 1  | 6  | -      | -      | -   | -   | -    | -  | 3   | 0-1    | 11.45 | 11.0 | 14    | 5  | 13 |
| 60                                      | Heasley, Jonathan | 2      | 1-0 | 4.50  | 10.0  | 5  | 5  | 9            | -      | -   | -    | -      | -  | -  | -            | -      | -    | -     | -    | -  | -  | -      | -      | -   | -   | -    | -  | 2   | 1-0    | 4.50  | 10.0 | 5     | 5  | 9  |
| 50                                      | Castillo, Max     | 1      | 0-1 | 8.31  | 4.1   | 4  | 2  | 2            | 1      | 0-1 | 6.23 | 4.3    | 4  | 1  | 1            | -      | -    | -     | -    | -  | -  | -      | -      | -   | -   | -    | -  | 2   | 0-2    | 7.27  | 8.2  | 7     | 3  | 3  |
| 31                                      | Cox, Austin       | -      | -   | -     | -     | -  | -  | -            | 1      | 0-0 | 0.00 | 3.0    | 0  | 1  | 5            | -      | -    | -     | -    | -  | -  | -      | -      | -   | -   | -    | -  | 1   | 0-0    | 0.00  | 3.0  | 0     | 1  | 5  |
| 37                                      | Kowar, Jackson    | 1      | 0-1 | 13.50 | 2.7   | 4  | 4  | 3            | -      | -   | -    | -      | -  | -  | -            | -      | -    | -     | -    | -  | -  | -      | -      | -   | -   | -    | -  | 1   | 0-1    | 13.50 | 2.2  | 4     | 4  | 3  |
| 53                                      | Parrish, Drew     | 1      | 0-0 | 0.00  | 3.0   | 0  | 2  | 5            | -      | -   | -    | -      | -  | -  | -            | -      | -    | -     | -    | -  | -  | -      | -      | -   | -   | -    | 1  | 0-0 | 0.00   | 3.0   | 0    | 2     | 5  |    |
|   | Relievers         | -      | 3-0 | 5.00  | 36.0  | 20 | 18 | 37           | -      | 1-0 | 3.38 | 10.2   | 5  | 4  | 12           | -      | 0-1  | 11.25 | 4.0  | 5  | 4  | 4      | -      | -   | -   | -    | -  | -   | 4-1    | 5.15  | 50.2 | 29    | 26 | 53 |
|   | TOTALS            | 7      | 4-3 | 6.68  | 62.0  | 46 | 35 | 63           | 1      | 1-0 | 1.00 | 9.0    | 1  | 2  | 8            | 1      | 0-1  | 6.00  | 9.0  | 6  | 5  | 10     | -      | -   | -   | -    | -  | 10  | 5-5    | 6.44  | 88.0 | 63    | 48 | 94 |
|   |                   | CS/ATT | 1/5 | PCT   | 20.0% |    |    |              | CS/ATT | 1/1 | PCT  | 100.0% |    |    |              | CS/ATT | /    | PCT   | 0.0% |    |    |        | CS/ATT | /   | PCT | 0.0% |    |     | CS/ATT | 2/6   | PCT  | 33.3% |    |    |

| OMAHA CATCHER PITCHING STATS |               |   |   |      |    |    |      |    |    |    |    |    |    |     |    |      |      |    |     |     |    |    |     |        |    |
|------------------------------|---------------|---|---|------|----|----|------|----|----|----|----|----|----|-----|----|------|------|----|-----|-----|----|----|-----|--------|----|
| CATCHERS                     |               | W | L | ERA  | GS | SV | IP   | H  | R  | ER | HR | HB | BB | IBB | SO | WHIP | AVG  | WP | GDP | TBF | SB | CS | ATT | %CS    | PB |
| 4                            | Freddy Fermin | 4 | 3 | 6.68 | 7  | 1  | 62.0 | 73 | 47 | 46 | 11 | 5  | 35 | 0   | 63 | 1.74 | .290 | 1  | 7   | 293 | 4  | 1  | 5   | 20.00% | 2  |
| 14                           | Logan Porter  | 1 | 1 | 3.50 | 2  | 0  | 18.0 | 18 | 9  | 7  | 3  | 3  | 6  | 0   | 18 | 1.33 | .265 | 0  | 6   | 77  | 0  | 1  | 1   | 100.0% | 0  |
| 25                           | Jakson Reetz  | 0 | 1 | 6.00 | 1  | 0  | 9.0  | 12 | 7  | 6  | 1  | 0  | 5  | 0   | 10 | 1.89 | .316 | 1  | 2   | 43  | 0  | 0  | 0   | --     | 0  |

## AUTOMATIC BALLS CALLED ON OMAHA PITCHERS (2)

| DATE                  | PITCHER (# IN '23)   | INNING | UMPIRE       | COUNT AT CALL | BATTER RESULT (COUNT)    |
|-----------------------|----------------------|--------|--------------|---------------|--------------------------|
| 1. April 4 vs. Toledo | Marcelo Martinez (1) | ▲ 7    | Dane Poncsak | 0-0           | Strikeout Swinging (1-2) |
| 2. April 9 vs. Toledo | Max Castillo (1)     | ▲ 3    | Cody Oakes   | 0-0           | Strikeout Swinging (3-2) |
| 3.                    |                      |        |              |               |                          |
| 4.                    |                      |        |              |               |                          |
| 5.                    |                      |        |              |               |                          |
| 6.                    |                      |        |              |               |                          |
| 7.                    |                      |        |              |               |                          |
| 8.                    |                      |        |              |               |                          |
| 9.                    |                      |        |              |               |                          |
| 10.                   |                      |        |              |               |                          |

## FASTEST STORM CHASERS PITCHES

| MPH      | PITCHER       | DATE           | INNING | PITCHER           | PITCH TYPE   | RPM   | COUNT | RESULT          |
|----------|---------------|----------------|--------|-------------------|--------------|-------|-------|-----------------|
| 1. 99.1  | Josh Staumont | 4/9 vs. Toledo | ▲ 9    | Jermaine Palacios | Sinker       | 2,300 | 2-2   | Strikeout       |
| 2. 98.9  | Josh Staumont | 4/6 vs. Toledo | ▲ 9    | Jermaine Palacios | Sinker       | 2,402 | 3-2   | Foul Ball       |
| 3. 98.8  | Josh Staumont | 4/9 vs. Toledo | ▲ 9    | Michael Papierski | Four-seam FB | 2,253 | 0-2   | Called Ball     |
| 4. 98.1  | Josh Staumont | 4/9 vs. Toledo | ▲ 9    | Jermaine Palacios | Sinker       | 2,241 | 0-0   | Called Ball     |
| 5. 98.1  | Josh Staumont | 4/9 vs. Toledo | ▲ 9    | Michael Papierski | Sinker       | 2,327 | 0-0   | Swinging Strike |
| 6. 98.0  | Josh Staumont | 4/6 vs. Toledo | ▲ 9    | Jonathan Davis    | Sinker       | 2,349 | 3-2   | Fielders Choice |
| 7. 97.8  | Josh Staumont | 4/6 vs. Toledo | ▲ 9    | Jermaine Palacios | Sinker       | 2,275 | 3-2   | Foul Ball       |
| 8. 97.7  | Josh Staumont | 4/9 vs. Toledo | ▲ 9    | Parker Meadows    | Sinker       | 2,354 | 3-2   | Foul Ball       |
| 9. 97.7  | Josh Staumont | 4/6 vs. Toledo | ▲ 9    | Jonathan Davis    | Sinker       | 2,278 | 3-2   | Foul Ball       |
| 10. 97.6 | Josh Staumont | 4/9 vs. Toledo | ▲ 9    | Parker Meadows    | Sinker       | 2,221 | 1-1   | Called Ball     |

## PLAYER

19 CJ  
ALEXANDER

INFIELDER • L/L • 6'3" • 215 • 7/16/1996 (26)  
Signed 6/23/2020 as an Undrafted Free Agent  
Born: Merrillville, Indiana • Resides: Surprise, Arizona

16 DAIRON  
BLANCO

OUTFIELDER • R/R • 6'0" • 200 • 4/26/1993 (29)  
Traded from Oakland – 7/27/2019  
Born: Florida, Cuba • Resides: Miami, Florida

3 TUCKER  
BRADLEY

OUTFIELDER • L/L • 6'0" • 195 • 5/6/1998 (24)  
Signed 6/23/2020 as an Undrafted Free Agent (Georgia)  
Born/Resides: Chickamauga, Georgia

17 ANGELO  
CASTELLANO

INFIELDER • R/R • 6'0" • 165 • 1/13/1995 (28)  
Signed 7/16/2011 as an International Free Agent  
Born/Resides: San Diego, Venezuela

4 FREDDY  
FERMIN

CATCHER • R/R • 5'10" • 200 • 5/15/1995 (27)  
Signed 7/25/2015 as an International Free Agent  
Born/Resides: Puerto Ordaz, Venezuela

11 MAIKEL  
GARCIA

INFIELDER • R/R • 6'0" • 185 • 3/3/2000 (23)  
Signed 7/27/2016 as an International Free Agent  
Born/Resides: La Sabana, Venezuela

28 TYLER  
GENTRY

OUTFIELDER • R/R • 6'2" • 215 • 2/1/1999 (24)  
2020 MLB Draft – Round 3 (Alabama)  
Born: Memphis, Tenn. • Resides: Arlington, Tenn.

13 NICK  
LOFTIN

INFIELD/OUTFIELD • R/R • 6'1" • 200 • 10/6/1995 (26)  
2020 MLB Draft – Round 1/32nd Overall (Baylor)  
Born: Corpus Christi, Texas • Resides: Surprise, Ariz.

14 LOGAN  
PORTER

CATCHER/INFIELD • R/R • 6'0" • 200 • 7/12/1995 (27)  
Signed 6/21/2018 as an Undrafted Free Agent (Dixie State)  
Born: Phoenix, Texas • Resides: Surprise, Ariz.

32 NICK  
PRATTO

INFIELD/OUTFIELD • L/L • 6'1" • 230 • 10/6/1998 (24)  
2017 MLB Draft – Round 1/14th Overall (HS)  
Born/Resides: Huntington Beach, Calif.

25 JAKSON  
REETZ

CATCHER • R/R • 6'0" • 215 • 1/3/1996 (27)  
Signed 12/12/2022 as a Minor League Free Agent  
Born: Hickman, Neb. • Resides: Elkhorn, Neb.

0 SAMAD  
TAYLOR

INFIELD/OUTFIELD • R/R • 5'10" • 160 • 7/11/1998 (24)  
Traded from Toronto – 8/2/2022  
Born: Corona, Calif. • Resides: Sioux Falls, S.D.

## QUICK NOTES

- 2023: Appeared in 17 Cactus League games for the Royals and slashed .391/.462/.783 (9-for-23) with 4 XBH (2 HR) and 6 RBI ... made first two career starts in RF last week on Friday 4/7 & Sunday 4/9 vs. TOL, 2 of his 3 career starts in OF.
- 2022: Began year with Mississippi Braves (AA) in the Southern League, traded with 2 players to KC from Atlanta on 7/11, assigned to NW Arkansas ... in 114 total games, tied 6th in Double-A in RBI (87), tied 10th in HR (25) ... set career highs in games played, 2B (18), HR, RBI and SB (19) ... Double-A leader in Aug. in RBI (29), tied 1st in league in HR (8).
- 2018-21: Played 182 games in the Braves' system, between K, A, + and AA ... slashed .229/.310/.374 (104-for-628) with 14 HR and 66 RBI ... began and ended 2019 in Double-A with Mississippi, spent July in High-A with the Florida Fire Frogs ... played 87 games in Double-A with league champion Mississippi in 2021.
- MISC: Brother Blaze is prospect in the Diamondbacks system, a 2022 Texas League Postseason All-Star with Amarillo, added to the D-backs' 40-man roster in November 2022.

## HIT STREAK:

- 2023: As a non-roster invitee, appeared in 16 Cactus League games for the Royals and slashed .310/.412/.724 (9-for-29) with 6 XBH (3 2B, 3 HR) and 5 RBI ... went 7-for-14 @ Indy last weekend with 6 1B and 1 HR ... went 2-for-21 vs. TOL last week, including 0-for-17 stretch ... tied for league lead with five steals.
- 2022: Played in 107 games for Omaha (AAA) but also appeared in five games with Kansas City from May 19 to June 3 ... slashed .301/.367/.486 (110-for-366) for Omaha and led the team in batting average while stealing a career-high 45 bases in Triple-A, a Storm Chasers single-season record ... made his MLB debut May 20 vs. Minnesota, went 2-for-7 over five games ... in September, slashed .436/.480/.649 (41-for-94) with 12 XBH (7 2B, 2 3B, 3 HR), 23 RBI and 11 SB, led the league in AVG, OBP and hits in the last month.
- 2021: Split the season between NW Arkansas (AA) and Omaha (AAA), slashing a combined .277/.350/.441 (117-for-422) across 117 games with a career-best 41 stolen bases, while hitting 14 home runs and driving in 53 runs ... his 41 steals ranked 12th in MLB and second in the Royals organization, behind Tyler Tolbert (55).

## HIT STREAK: 2 Games (4/9 to 4/11).286 (2-for-7), 2 2B

## ON-BASE BASE STREAK: 4 Games (4/6 to 4/9).353 (6-for-17), 1 BB

Ranked by MLB Pipeline as the No. 25 Royals prospect ... Ranked by Baseball America as the No. 30 Royals prospect

- 2023: Appeared in 18 Cactus League games for the Royals and slashed .273/.346/.545 (6-for-22) with 2 HR and 6 RBI.
- 2022: Spent the entire season with NW Arkansas (AA) and reached base in 90 of 109 games (82.57%), reached base multiple times in team-best 56 games ... 1st on team with 33 multi-hit games ... 2 of 12 home runs this season were grand slams, on 4/23 @ Frisco and 5/12 vs. Wichita, both in 5th inning, first two of his pro career ... reached base at least twice in seven straight games from 7/26 to 8/2 ... homered in three straight games, 8/30 to 9/2 ... season-high 12-game on-base streak from 6/24 to 7/9.
- 2021: Began his professional career splitting the year between Columbia (A) and Quad Cities (A+) and combined to slash .285/.380/.427 (94-for-330) with 30 extra-base hits and 45 runs batted in ... his .380 OBP ranked fourth among qualified Royals Minor Leaguers, while a .285 average and .807 OPS ranked eighth.

## HIT STREAK:

- 2023: Appeared in 12 Cactus League games for the Royals and went 1-for-12 (.083) with 1 RBI and 1 BB ... hits in 4 of 5 games, HR in last 2 games.
- 2022: In his 11th year as a member of the Royals' organization, began the year with Omaha, but assigned to NW Arkansas (AA) on 8/9 and finished the season with the Nationals ... over 59 games with the Storm Chasers, slashed .218/.318/.316 (38-for-174) while playing six different positions (1B, 2B, 3B, SS, LF & RF) ... made at least 10 starts at each SS (150.2 innings), 3B (121.0 innings) and 1B (115.0 innings) ... snapped 0-for-27 stretch with Nationals on 8/21 vs. San Antonio ... 15-for-67 over last 20 games after hitless streak ended ... played 800th MLB game (all in Royals system) on 9/15 vs. Frisco, entered as defensive replacement.
- 2011-2023: Has played 803 games in the Royals' minor league system, slashing .232/.311/.312 (606-for-2610), with 29 HR and 271 RBI ... 2013 Dominican Royals Player of the Year ... 143 games with Omaha between 2021 and 2023, hitting .226 over 80 games in 2021 after an early-season promotion from Double-A.

## HIT STREAK: 3 Games (4/7 to 4/9).400 (4-for-10), 1 2B, 2 HR

## ON-BASE BASE STREAK: 4 Games (4/6 to 4/11).364 (4-for-11), 5 BB

- 2023: Appeared in 12 Cactus League games for the Royals and slashed .292/.370/.542 (7-for-24) with 1 HR, 4 RBI and 2 BB ... opened the season 0-for-19 to begin the regular season, has gone 8-for-10 since ... HAS HITS IN 7 CONSECUTIVE PLATE APPEARANCES (7-FOR-7, 3 1B, 1 2B, 3 HR).
- 2022: Played in 87 games Omaha and slashed .270/.365/.480 (80-for-296) but also appeared in three games with Kansas City between July 14 and 17 for the team's series in Toronto ... reached base in a career-best 33 straight games between 8/3 and 9/15, 2nd longest on-base streak of the season for Omaha ... added to Kansas City's 40-man roster on November 5, 2022 ... named Rookie of the Year and MVP of Venezuelan Winter League, slashed .404/.482/.566 (67-for-166) with Caracas.
- 2021: Began the season with Omaha before joining NW Arkansas (AA) on May 25, where he remained for the rest of the season ... in July, slashed .408/.481/.761 with 6 HR and 24 RBI, his 1.241 OPS in July led the league, ahead of Player of the Month and teammate MJ Melendez' 1.152.

## HIT STREAK: 3 Games (4/7 to 4/11).667 (8-for-12), 1 2B, 3 HR

## ON-BASE BASE STREAK: 3 Games (4/7 to 4/11).667 (8-for-12)

Ranked by MLB Pipeline as the No. 3 Royals prospect ... Ranked by Baseball America as the No. 6 Royals prospect

- 2023: Appeared in 14 Cactus League games for the Royals and slashed .324/.343/.471 (11-for-34) with 3 XBH (1 HR) and 6 RBI, with 8 starts at SS and 2 in CF ... opened the season 6-for-14 @ Indy last weekend, with 8 RBI ... has driven in at least one run in 7 of 10 games, tied for league lead with 12 RBI.
- 2022: Began season in NW Arkansas (AA), made MLB debut on 7/15 @ Toronto, ended season in Omaha (AAA) ... produced a Nationals-best 14-game hitting streak from 4/27 to 5/12: hit .397, .970 OPS ... ranked 8th in Texas League with 27 steals, 39 total in 2022 when including Omaha games ... recalled by KC 7/14 for series @ Toronto, went 0-for-1 and appeared in game on 7/15, then optioned to NWAA on 7/18, recalled to KC on 7/28, optioned to Omaha 8/4, recalled on 8/15, optioned 8/18 ... played in 40 Triple-A games.
- 2021: Split season between 47 (A), and Quad Cities (A+), slashed .291/.380/.405 (120-for-480) between the two levels ... added to KC 40-man roster on 11/19/21.

## HIT STREAK:

- 2023: As a non-roster invitee, appeared in 17 Cactus League games for the Royals and slashed .188/.333/.344 (6-for-32) with 3 XBH (1 HR) and 2 RBI ... has hits in 8 of 9 games so far this season ... hit first Triple-A HR in 6th inning on Wednesday 4/5 vs. TOL, 3-run HR.
- 2022: Began season in Quad Cities (A+) ... assigned to NW Arkansas 6/14, named Nationals Player of the Year ... ranked 8th in MLB in batting average (.326) ... Royals org leader in AVG (.326), SLG (.542) and OPS (.964) ... 2nd in OBP (.422) ... drove in at least one run in 36 of 73 games since joining the Nationals, reached base in 64 of 73 games (87.6%) ... Texas League POTW week of 6/21 - 7/3, hit .435 (10-for-23) with 6 XBH (2 2B, 4 HR), 11 RBI, 1.543 OPS ... reached in 28 straight games, 7/30 to 9/3, with .485 OBP.
- 2021: Spent his first pro season in Quad Cities (A+), slashing .259/.359/.449 (38-for-147) in games with the River Bandits ... played everyday for the first two months of the season ... placed on the 7-Day injured list on 7/14 and then the 60-Day IL 8/2 ... recorded hits in 30 of 43 games with at least one plate appearance, reached in 38 of 43 games.

## HIT STREAK:

## ON-BASE BASE STREAK:

Ranked by MLB Pipeline as the No. 4 Royals prospect ... Ranked by Baseball America as the No. 10 Royals prospect

- 2023: As a non-roster invitee, appeared in 19 Cactus League games for the Royals and slashed .156/.206/.438 (5-for-32) with 5 XBH (3 2B, 2 HR) and 6 RBI.
- 2022: Began the season in NW Arkansas (AA) and reached in 76 of 88 games, had hits in 65 of 88 games ... tied club record with 3 doubles on 5/4 @ Springfield and had the first four-hit game of the season 7/15 @ Corpus Christi, went 4-for-5 with two doubles and career-best 11th HR of the year ... played at least 3 games at 5 positions with the Nationals (2B, 3B, SS, LF, CF) ... called up to Omaha on 8/9 and played 38 games for the Storm Chasers, slashed .216/.280/.359 (33-for-153) with 5 HR and 19 RBI.
- 2021: Spent his first pro season with Quad Cities (A+) and slashed .289/.374/.464 (103-for-356) across 90 games, named an MLB.com Organization All-Star at third base ... won the High-A Central batting title with a .289 average ... hit for the cycle on 8/1, going 5-for-6 at the plate with a walk-off homer in the ninth to complete the cycle.

## HIT STREAK: 3 Games (4/5 to 4/11).364 (4-for-11), 1 2B, 1 HR

## ON-BASE BASE STREAK: 3 Games (4/5 to 4/11).364 (4-for-11), 1 BB

- 2023: As a non-roster invitee, appeared in 18 Cactus League games for the Royals and slashed .348/.444/.435 (8-for-23) with 2 2B, 4 RBI and 3 BB ... third two-homer game of career on 4/5 vs. Toledo, solo shots in 6th and 8th innings ... 4 HR in 6 games played this season.
- 2022: Began the season in NW Arkansas (AA) and reached in 66 of 77 games, reached multiple times in 49 games ... assigned to Omaha (AAA) on 8/9 and finished season with Storm Chasers, appeared in 35 games (33 at 1B and hit .301 (34-for-113) with 3 HR and 17 RBI ... combining numbers between Nationals and Chasers, ranked 3RD IN MLB IN ON-BASE PERCENTAGE (.442) ... combining his AA & AAA numbers, was the Royals system leader in OBP (.442), 2nd in OPS (.918), 3rd in batting average (.301).
- 2021: Spent the season with Quad Cities (A+) and slashed .241/.368/.451 (62-for-257) in 77 games ... named a High-A Central post-season All-Star at catcher.
- MISC: Grew up down the street from Surprise Stadium, was a clubhouse for the AZL Royals the summer of 2011 while in high school, also caught bullpens for the team.

## HIT STREAK: 6 Games (4/1 to 4/11).375 (9-for-24), 1 2B, 4 HR

## ON-BASE BASE STREAK: 6 Games (4/1 to 4/11).375 (9-for-24)

- 2023: Appeared in 14 Cactus League games for the Royals and slashed .324/.385/.471 (11-for-34) with 3 2B, 4 RBI and 4 BB ... called up to KC 4/5, optioned to OMA 4/6, went 1-for-7 in two games vs. TOR, playing LF and RF.
- 2022: Spent most of the season with Omaha, playing 82 Triple-A games, also appeared in 49 games with Kansas City across two stints ... in 49 games in the majors with the Royals, slashed .184/.271/.386 (29-for-158) with seven home runs, 20 runs batted in and 19 walks, with 39 starts 1 B, 6 in LF, 1 in RF ... hit walk-off HR for KC on August 6 vs. BOS.
- 2021: Split the season between NW Arkansas (AA) and Omaha, playing 124 games between the Nationals and Chasers, promoted to Triple-A on July 18 ... played in the 2021 SiriusXM All-Star Futures game, named a Baseball America Minor League All-Star following the season, also earned a Minor League Rawlings Gold Glove Award at 1B.
- MISC: Recorded a bases-loaded, walk-off single to defeat Japan and win the 2011 Little League World Series for Huntington Beach (West/Calfornia).

## HIT STREAK:

## ON-BASE BASE STREAK:

- 2023: As a non-roster invitee, appeared in 13 Cactus League games for the Royals and slashed .227/.320/.455 (5-for-22) with 2 2B, 1 HR and 6 RBI ... hit his first professional grand slam in 5th inning on 4/1 @ IND.
- 2022: Signed with Milwaukee in December 2021 and after beginning the year with Biloxi (AA), earned a mid-July promotion to Nashville (AAA) and ended the year with Omaha (AAA) ... across the three teams, slashed .264/.359/.575 (97-for-364) over 104 games, with 30 HR and 82 RBI ... 25 HR in the Brewers system led all hitters in the organization ... despite playing just 62 games with the Shuckers, named the Double-A Southern League's Most Valuable Player and the league's Postseason All-Star at catcher.
- 2014-2021 Over 7 Minor League seasons, played 472 games in the Washington Nationals organization and made his MLB debut with the Nationals in July 2021 ... in 2019, was named a Carolina League midseason All-Star and MLB Organizational All-Star for the Nationals ... named a Baseball America Rookie All-Star in 2014, playing for the GCL Nationals.

## HIT STREAK:

## ON-BASE BASE STREAK:

Ranked by MLB Pipeline as the No. 21 Royals prospect ... Ranked by Baseball America as the No. 24 Royals prospect

- 2023: Appeared in 13 Cactus League games for the Royals and slashed .360/.414/.760 (9-for-25) with 5 XBH and 7 RBI ... opened the regular season with four (4) straight two-hit games, has SIX (6) 2-hit games of TEN (10) games played this season ... tied 1st in league with 12 RBI, tied 2nd with 15 hits.
- 2022: Began the season in the Blue Jays organization with Buffalo (AAA) and appeared in 70 games before being acquired by Kansas City at the 2022 Trade Deadline with RHP Max Castillo in exchange for Whit Merrifield, but did not play the rest of the season due to a preexisting injury (left oblique strain) ... assigned to the Surprise Saguaros in the Arizona Fall League after the conclusion of the Minor League season, appeared in 21 games and tied 4th in the league with 9 SB ... added to KC 40-man roster on 11/10/22.
- 2021: Spent the entire season with New Hampshire (AA) and was named an MLB.com Organization All-Star in the outfield for Toronto ... set career highs in HR (16) and slugging percentage (.503), an increase of 7 homers from his previous career high and 67-point jump in slugging (.436 in 2017) ... traded from CLE to TOR on 7/31/2017.

## HIT STREAK: 4 Games (4/7 to 4/11).300 (6-for-20), 2 2B, 1 HR

## ON-BASE BASE STREAK: 4 Games (4/7 to 4/11).300 (6-for-20)

## CAREER HIGHS

| H   | 3 | (17x) Last: 4/8/23 vs. Toledo       |
|-----|---|-------------------------------------|
| R   | 4 | 8/17/22 vs. San Antonio             |
| HR  | 2 | (5x) Last: 8/11/22 @ Arkansas       |
| RBI | 6 | (2x) Last: 8/5/22 vs. Tulsa         |
| BB  | 3 | (2x) Last: 7/2/18 vs. Bristol       |
| SB  | 2 | (2x) Last: 5/26/22 @ Pensacola      |
| H   | 5 | (2x) Last: 9/15/22 @ Columbus       |
| R   | 3 | (11x) Last: 9/15/22 @ Columbus      |
| HR  | 2 | 5/23/19 @ Amarillo                  |
| RBI | 4 | (4x) Last: 9/15/22 @ Columbus       |
| BB  | 3 | (3x) Last: 8/29/21 @ Iowa           |
| SB  | 3 | 6/23/21 vs. Arkansas                |
| H   | 3 | (17x) Last: 3/31/23 @ Indianapolis  |
| R   | 3 | (5x) Last: 9/2/22 @ Tulsa           |
| HR  | 2 | 8/10/21 vs. Beloit                  |
| RBI | 5 | 6/24/21 @ Beloit                    |
| BB  | 3 | (3x) Last: 9/6/22 @ Tulsa           |
| SB  | 3 | 7/9/22 vs. Tulsa                    |
| H   | 4 | (5x) Last: 8/18/17 vs. Asheville    |
| R   | 4 | 6/26/16 @ Grand Junction            |
| HR  | 2 | 7/19/19 @ Amarillo                  |
| RBI | 5 | 7/17/22 @ Rochester                 |
| BB  | 3 | (4x) Last: 8/2/17 vs. West Virginia |
| SB  | 2 | 7/13/16 vs. Helena                  |
| H   | 4 | (4x) Last: 4/11/23 @ Iowa           |
| R   | 3 | (9x) Last: 4/8/23 vs. Toledo        |
| HR  | 2 | (4x) Last: 4/8/23 vs. Toledo        |
| RBI | 6 | (2x) Last: 4/8/23 vs. Toledo        |
| BB  | 3 | (2x) Last: 6/29/22 @ St. Paul       |
| SB  | 1 | (7x) Last: 9/6/22 vs. St. Paul      |
| H   | 4 | (5x) Last: 9/15/22 @ Columbus       |
| R   | 4 | (3x) Last: 9/15/22 @ Columbus       |
| HR  | 1 | (16x) Last: 9/24/22 vs. Iowa        |
| RBI | 4 | (2x) Last: 8/28/22 vs. Scranton/WB  |
| BB  | 3 | (6x) Last: 4/6/23 vs. Toledo        |
| SB  | 3 | (6/20/19 @ Bristol                  |
| H   | 4 | 7/6/22 vs. Tulsa                    |
| R   | 2 | (4x) Last: 7/17/22 @ Corpus Christi |
| HR  | 2 | (2x) Last: 6/29/22 @ Amarillo       |
| RBI | 6 | 6/2/21 vs. Beloit                   |
| BB  | 3 | (5x) Last: 9/9/22 @ Wichita         |
| SB  | 1 | (14x) Last: 9/22/22 @ Tulsa         |
| H   | 5 | 8/1/21 vs. South Bend               |
| R   | 4 | (2x) Last: 7/15/22 @ Corpus Christi |
| HR  | 1 | (29x) Last: 4/6/23 vs. Toledo       |
| RBI | 5 | 4/22/22 @ Frisco                    |
| BB  | 3 | (4x) Last: 8/5/22 vs. Tulsa         |
| SB  | 2 | (2x) Last: 6/10/22 @ Tulsa          |
| H   | 4 | 8/6/19 @ Johnson City               |
| R   | 3 | (4x) Last: 8/1/21 vs. South Bend    |
| HR  | 2 | (3x) Last: 4/5/23 vs. Toledo        |
| RBI | 4 | (2x) Last: 8/10/21 vs. Beloit       |
| BB  | 3 | (4x) Last: 9/15/22 @ Columbus       |
| SB  | 1 | 8/10/21 vs. Beloit                  |
| H   | 4 | (3x) Last: 8/30/22 @ CHICAGO (AL)   |
| R   | 4 | (3x) Last: 4/30/22 vs. Toledo       |
| HR  | 3 | 5/21/21 @ Springfield               |
| RBI | 6 | 5/21/21 @ Springfield               |
| BB  | 3 | (12x) Last: 6/26/22 @ St. Paul      |
| SB  | 2 | (3x) Last: 7/1/22 @ St. Paul        |
| H   | 3 | (19x) Last: 4/1/23 @ Indianapolis   |
| R   | 3 | (8x) Last: 5/29/22 vs. Montgomery   |
| HR  | 2 | (7x) Last: 7/8/22 @ Montgomery      |
| RBI | 5 | (4x) Last: 4/1/23 @ Indianapolis    |
| BB  | 3 | (4x) Last: 5/29/22 vs. Montgomery   |
| SB  | 1 | (23x) Last: 7/24/22 @ Louisville    |
| H   | 4 | (4x) Last: 6/15/22 @ Lehigh Valley  |
| R   | 4 | 6/8/21 @ Portland                   |
| HR  | 2 | (4x) Last: 6/21/22 vs. St. Paul     |
| RBI | 5 | (2x) Last: 6/21/22 vs. St. Paul     |
| BB  | 4 | 4/16/22 @ Rochester                 |
| SB  | 4 | 7/1/18 @ Great Lakes                |

| So Nice, They Did It<br>Twice (Or More) |                    | Multi-Hit Games |    |   |    |    | Multi-Run Games |   |   |    |    | Multi-RBI Games |   |   |    |    | Multi-BB Games |   |   |    |    | Multi-K Games |   |   |    |    | Multi-SB Games |   |   |    |   |
|---|--------------------|-----------------|----|---|----|----|-----------------|---|---|----|----|-----------------|---|---|----|----|----------------|---|---|----|----|---------------|---|---|----|----|----------------|---|---|----|---|
|   |                    | 2               | 3  | 4 | 5+ | T  | 2               | 3 | 4 | 5+ | T  | 2               | 3 | 4 | 5+ | T  | 2              | 3 | 4 | 5+ | T  | 2             | 3 | 4 | 5+ | T  | 2              | 3 | 4 | 5+ | T |
| 19                                      | Alexander, CJ      | 1               | 2  | - | -  | 3  | -               | 1 | - | -  | 1  | 1               | - | - | -  | 1  | -              | - | - | -  | -  | 4             | - | - | -  | 4  | -              | - | - | -  | - |
| 16                                      | Blanco, Dairon     | -               | 2  | - | -  | 2  | 1               | - | - | -  | 1  | -               | - | - | -  | -  | -              | - | - | -  | -  | 1             | 1 | - | -  | 2  | -              | - | - | -  | - |
| 3                                       | Bradley, Tucker    | 1               | 1  | - | -  | 2  | 1               | 1 | - | -  | 2  | -               | - | - | -  | -  | 2              | - | - | -  | 2  | -             | - | - | -  | -  | 1              | - | - | -  | 1 |
| 17                                      | Castellano, Angelo | 1               | -  | - | -  | 1  | 3               | - | - | -  | 3  | -               | - | - | -  | -  | 1              | - | - | -  | 1  | -             | - | - | -  | -  | -              | - | - | -  | - |
| 4                                       | Fermin, Freddy     | -               | 1  | 1 | -  | 2  | 2               | 1 | - | -  | 3  | 1               | - | - | 1  | 2  | 1              | - | - | -  | 1  | 2             | - | - | -  | 2  | -              | - | - | -  | - |
| 11                                      | Garcia, Maikel     | 2               | 1  | - | -  | 3  | 1               | - | - | -  | 1  | 1               | 2 | - | -  | 3  | 2              | 1 | - | -  | 3  | 1             | - | - | -  | 1  | -              | - | - | -  | - |
| 28                                      | Gentry, Tyler      | 3               | -  | - | -  | 3  | -               | - | - | -  | -  | 1               | 1 | - | -  | 2  | 1              | - | - | -  | 1  | 1             | 2 | - | -  | 3  | -              | - | - | -  | - |
| 13                                      | Loftin, Nick       | 2               | -  | - | -  | 2  | -               | - | - | -  | -  | -               | 1 | - | -  | 1  | -              | - | - | -  | -  | 1             | - | - | -  | 1  | -              | - | - | -  | - |
| 14                                      | Porter, Logan      | 1               | 1  | - | -  | 2  | 2               | - | - | -  | 2  | 2               | - | - | -  | 2  | -              | - | - | -  | -  | 3             | 1 | - | -  | 4  | -              | - | - | -  | - |
| 32                                      | Pratto, Nick       | -               | 1  | - | -  | 1  | 1               | - | - | -  | 1  | -               | - | - | -  | -  | 2              | - | - | -  | 2  | 2             | - | - | -  | 2  | -              | - | - | -  | - |
| 25                                      | Reetz, Jakson      | -               | 1  | - | -  | 1  | -               | - | - | -  | -  | -               | - | - | 1  | 1  | 1              | - | - | -  | 1  | 1             | - | - | -  | 1  | -              | - | - | -  | - |
| 0                                       | Taylor, Samad      | 6               | -  | - | -  | 6  | 3               | - | - | -  | 3  | 2               | 2 | - | -  | 4  | -              | - | - | -  | -  | 5             | - | - | -  | 5  | -              | - | - | -  | - |
|   |                    | 17              | 10 | 1 | 0  | 28 | 14              | 3 | 0 | 0  | 17 | 8               | 6 | 0 | 2  | 16 | 10             | 1 | 0 | 0  | 11 | 21            | 4 | 0 | 0  | 25 | 1              | 0 | 0 | 0  | 1 |

|                       |         | HITTING STREAKS |               |      |             |    |    |    |     |       |       | ON-BASE STREAKS |         |               |              |    |    |    |     |      |  |  |  |  |
|-----------------------|---------|-----------------|---------------|------|-------------|----|----|----|-----|-------|-------|-----------------|---------|---------------|--------------|----|----|----|-----|------|--|--|--|--|
| PLAYER                | CURRENT | LONGEST         | DATES/RESULTS |      |             |    |    |    |     |       |       | CURRENT         | LONGEST | DATES/RESULTS |              |    |    |    |     |      |  |  |  |  |
|                       |         |                 | START         | END  | AVG         | 2B | 3B | HR | RBI | OPS   | START |                 |         | END           | AVG          | 2B | HR | BB | HBP | OBP  |  |  |  |  |
| 19 Alexander, CJ      | -       | 3               | 4/6           | 4/8  | .462 (6-13) | 2  | 0  | 2  | 4   | 1.539 | 4     | 4               | 4/6     | 4/9           | .353 (6-17)  | 2  | 2  | 1  | 0   | .389 |  |  |  |  |
| 16 Blanco, Dairon     | 2       | 4               | 3/31          | 4/4  | .471 (8-17) | 0  | 0  | 1  | 1   | 1.173 | -     | 5               | 3/31    | 4/5           | .400 (8-20)  | 0  | 1  | 2  | 1   | .478 |  |  |  |  |
| 3 Bradley, Tucker     | -       | 3               | 4/6           | 4/8  | .500 (4-8)  | 0  | 1  | 0  | 0   | 1.417 | 4     | 4               | 4/6     | 4/11          | .364 (4-11)  | 0  | 0  | 5  | 0   | .563 |  |  |  |  |
| 17 Castellano, Angelo | 3       | 3               | 4/7           | 4/9  | .400 (4-10) | 1  | 0  | 2  | 4   | 1.600 | 5     | 5               | 4/1     | 4/9           | .333 (5-15)  | 1  | 2  | 5  | 0   | .500 |  |  |  |  |
| 4 Fermin, Freddy      | 3       | 3               | 4/7           | 4/11 | .667 (8-12) | 1  | 0  | 3  | 8   | 2.167 | 3     | 3 (2x)          | 4/7     | 4/11          | .667 (8-12)  | 1  | 3  | 0  | 0   | .667 |  |  |  |  |
| 11 Garcia, Maikel     | -       | 5               | 3/31          | 4/5  | .450 (9-20) | 3  | 0  | 1  | 10  | 1.288 | -     | 9               | 3/31    | 4/9           | .353 (12-34) | 3  | 1  | 10 | 0   | .489 |  |  |  |  |
| 28 Gentry, Tyler      | -       | 5               | 4/5           | 4/9  | .350 (7-20) | 1  | 0  | 1  | 6   | .967  | -     | 9               | 3/31    | 4/9           | .289 (11-38) | 2  | 1  | 6  | 0   | .378 |  |  |  |  |
| 13 Loftin, Nick       | 3       | 3               | 4/5           | 4/11 | .364 (4-11) | 1  | 0  | 1  | 1   | 1.144 | 3     | 3 (2x)          | 4/5     | 4/11          | .364 (4-11)  | 1  | 1  | 1  | 0   | .417 |  |  |  |  |
| 14 Porter, Logan      | 6       | 6               | 4/1           | 4/11 | .375 (9-24) | 1  | 0  | 4  | 6   | 1.277 | 6     | 6               | 4/1     | 4/11          | .375 (9-24)  | 1  | 4  | 0  | 0   | .360 |  |  |  |  |
| 32 Pratto, Nick       | -       | -               | -             | -    | -           | -  | -  | -  | -   | -     | -     | 4               | 3/31    | 4/4           | .250 (4-16)  | 0  | 0  | 5  | 0   | .429 |  |  |  |  |
| 25 Reetz, Jakson      | -       | -               | -             | -    | -           | -  | -  | -  | -   | -     | -     | -               | -       | -             | -            | -  | -  | -  | -   | -    |  |  |  |  |
| 0 Taylor, Samad       | 4       | 5               | 3/31          | 4/5  | .409 (9-22) | 1  | 1  | 1  | 6   | 1.144 | 4     | 5               | 3/31    | 4/5           | .409 (9-22)  | 1  | 1  | 3  | 0   | .462 |  |  |  |  |

| PITCHES/PLATE APPEARANCE & PLATE APPEARANCE DEPTH |           |          |         |                |             |      |                        |                    | PINCH-HITTING LOG |                |        |              |                   |                        |
|---|-----------|----------|---------|----------------|-------------|------|------------------------|--------------------|-------------------|----------------|--------|--------------|-------------------|------------------------|
| PLAYER  | AVG. P/PA | TOTAL PA | TOTAL P | LONGEST PA (#) | DATE        | INN. | PITCHER                | RESULT             | #                 | DATE           | INNING | PINCH HITTER | HITTING FOR       | RESULT                 |
| 19 Alexander, CJ                                  | 4.24      | 33       | 140     | 8 (2x)         | 4/9 vs. TOL | ▼ 3  | Alex Faedo (TOL)       | Flyout (F7)        | 1.                | 4/5 vs. Toledo | ▼ 9    | CJ Alexander | Angelo Castellano | Fielder's Choice (4-6) |
| 16 Blanco, Dairon                                 | 3.51      | 43       | 151     | 8              | 4/8 vs. TOL | ▼ 2  | Michael Lorenzen (TOL) | Strikeout Looking  | 2.                |                |        |              |                   |                        |
| 3 Bradley, Tucker                                 | 4.00      | 28       | 112     | 7 (2x)         | 4/11 @ IOW  | ▲ 8  | Nick Burdi (IOW)       | Lineout (L4)       | 3.                |                |        |              |                   |                        |
| 17 Castellano, Angelo                             | 4.35      | 20       | 87      | 8 (2x)         | 4/8 vs. TOL | ▼ 7  | Ashton Goudeau (TOL)   | Strikeout Looking  | 4.                |                |        |              |                   |                        |
| 4 Fermin, Freddy                                  | 3.56      | 34       | 121     | 7 (2x)         | 4/11 @ IOW  | ▲ 3  | Roenis Elias (IOW)     | Single             | 5.                |                |        |              |                   |                        |
| 11 Garcia, Maikel                                 | 4.18      | 50       | 209     | 8 (2x)         | 4/8 vs. TOL | ▼ 4  | Will Vest (TOL)        | Strikeout Looking  | 6.                |                |        |              |                   |                        |
| 28 Gentry, Tyler                                  | 4.22      | 50       | 211     | 8              | 4/9 vs. TOL | ▼ 7  | Brendan White (TOL)    | Strikeout Swinging | 7.                |                |        |              |                   |                        |
| 13 Loftin, Nick                                   | 3.31      | 32       | 106     | 8              | 4/6 vs. TOL | ▼ 4  | Brenan Haniffee (TOL)  | Groundout (5-3)    | 8.                |                |        |              |                   |                        |
| 14 Porter, Logan                                  | 4.52      | 25       | 113     | 8              | 4/9 vs. TOL | ▼ 2  | Alex Faedo (TOL)       | Popout (P3)        | 9.                |                |        |              |                   |                        |
| 32 Pratto, Nick                                   | 4.24      | 34       | 144     | 8 (4x)         | 4/9 vs. TOL | ▼ 2  | Alex Faedo (TOL)       | Flyout (F7)        | 10.               |                |        |              |                   |                        |
| 25 Reetz, Jakson                                  | 3.46      | 13       | 45      | 6              | 4/9 vs. TOL | ▼ 8  | Jace Fry (TOL)         | Walk               | 11.               |                |        |              |                   |                        |
| 0 Taylor, Samad                                   | 3.62      | 50       | 181     | 7              | 4/1 @ IND   | ▲ 7  | Hunter Stratton (IND)  | Strikeout Looking  | 12.               |                |        |              |                   |                        |
| 3.93 412 1,620                                    |           |          |         |                |             |      |                        |                    | 13.               |                |        |              |                   |                        |
|   |           |          |         |                |             |      |                        |                    | 14.               |                |        |              |                   |                        |
|   |           |          |         |                |             |      |                        |                    | 15.               |                |        |              |                   |                        |

## Omaha Pinch Hitters: 0-for-1

Most-Used Pinch Hitter:  
CJ Alexander (1x)Most Frequently Pinch-Hit For:  
Angelo Castellano (1x)

| HIGHEST STORM CHASERS EXIT VELOCITIES |         |                |                     |                      |              |                         |
|---------------------------------------|---------|----------------|---------------------|----------------------|--------------|-------------------------|
| MPH                                   | PITCHER | DATE           | INNING              | PITCHER              | PITCH TYPE   | RESULT                  |
| 1.                                    | 115.3   | CJ Alexander   | 4/7 vs. Toledo      | ▼ 1 Reese Olson      | Changeup     | 291 1-2 Double          |
| 2.                                    | 109.6   | Dairon Blanco  | 4/7 vs. Toledo      | ▼ 5 Kervin Castro    | Four-seam FB | 18 0-0 Grounded Into DP |
| 3.                                    | 108.0   | Dairon Blanco  | 4/8 vs. Toledo      | ▼ 3 Will Vest        | Slider       | 311 0-2 Field Out       |
| 4.                                    | 106.9   | Tucker Bradley | 4/7 vs. Toledo      | ▼ 4 Reese Olson      | Changeup     | 107 1-1 Single          |
| 5.                                    | 106.7   | Maikel Garcia  | 3/31 @ Indianapolis | ▲ 9 Cam Alldred      | Slider       | 58 2-2 Fielders Choice  |
| 6.                                    | 106.6   | Logan Porter   | 4/1 @ Indianapolis  | ▲ 4 Caleb Smith      | Four-seam FB | 417 2-2 Solo Home Run   |
| 7.                                    | 106.5   | Tyler Gentry   | 4/5 vs. Toledo      | ▼ 6 Tyler Holton     | Cutter       | 417 2-0 Solo Home Run   |
| 8.                                    | 106.3   | CJ Alexander   | 4/7 vs. Toledo      | ▼ 7 Andrew Magno     | Slider       | 189 3-2 Single          |
| 9.                                    | 106.0   | Tyler Gentry   | 4/6 vs. Toledo      | ▼ 3 Brennan Haniffee | Sinker       | 326 3-1 Sac Fly         |
| 10.                                   | 105.9   | Freddy Fermin  | 4/8 vs. Toledo      | ▼ 5 Ashton Goudeau   | Changeup     | 428 1-1 2-Run Home Run  |

| AUTOMATIC STRIKES CALLED ON OMAHA HITTERS (0) |        |        |        |               |                       |
|---|--------|--------|--------|---------------|-----------------------|
| DATE  | INNING | UMPIRE | HITTER | COUNT AT CALL | BATTER RESULT (COUNT) |
| 1.  |        |        |        |               |                       |
| 2.  |        |        |        |               |                       |
| 3.  |        |        |        |               |                       |
| 4.  |        |        |        |               |                       |
| 5.  |        |        |        |               |                       |
| 6.  |        |        |        |               |                       |
| 7.  |        |        |        |               |                       |



[illegible]



## HOME RUN BREAKDOWN

[illegible]

## INNING DISTRIBUTION

| 1st Inning | 2nd Inning | 3rd Inning | 4th Inning | 5th Inning | 6th Inning | 7th Inning | 8th Inning | 9th Inning | 10th Inning | 11th Inning |
|------------|------------|------------|------------|------------|------------|------------|------------|------------|-------------|-------------|
| 1          | 1          | 3          | 3          | 4          | 3          | 1          | 3          | -          | -           | -           |

## NOTABLE STORM CHASERS HOME RUNS

| BACK-TO-BACK HOMERS (1)     |                      | 2-HOMER GAMES (2)   |                | 3-HOMER GAMES (0)   |               | GRAND SLAMS (2)     |                          |
|-----------------------------|----------------------|---------------------|----------------|---------------------|---------------|---------------------|--------------------------|
| PLAYERS                     | DATE/OPPONENT (INN.) | PLAYER (CAREER NO.) | DATE/OPPONENT  | PLAYER (CAREER NO.) | DATE/OPPONENT | PLAYER (CAREER NO.) | DATE/OPPONENT (INN.)     |
| Tyler Gentry & Logan Porter | 4/5 vs. Toledo (6th) | Logan Porter (3rd)  | 4/5 vs. Toledo |                     |               | Jakson Rheetz (1st) | 4/1 @ Indianapolis (5th) |
|                             |                      | Freddy Fermin (4th) | 4/8 vs. Toledo |                     |               | Freddy Fermin (3rd) | 4/8 vs. Toledo (3rd)     |

| LEADOFF HOMERS (0)  |               | INSIDE-THE PARK HOMERS (0) |                      | PINCH-HIT HOMERS (0) |                      | WALK-OFF HOMERS (0) |               |
|---------------------|---------------|----------------------------|----------------------|----------------------|----------------------|---------------------|---------------|
| PLAYER (CAREER NO.) | DATE/OPPONENT | PLAYER (CAREER NO.)        | DATE/OPPONENT (INN.) | PLAYER (CAREER NO.)  | DATE/OPPONENT (INN.) | PLAYER              | DATE/OPPONENT |

| HOME RUN SITUATION  | # OF | DATE OF LAST       | BATTER ('23 HR #)     | PITCHER         | COUNT | RUNNERS ON | OUTS | INNING | SCORE @ HR | FINAL |
|---------------------|------|--------------------|-----------------------|-----------------|-------|------------|------|--------|------------|-------|
| GO-AHEAD HOME RUN   | 4    | April 9 vs. Toledo | Angelo Castellano (2) | Alex Faedo      | 0-0   | 0          | 1    | ▼ 3    | 1-0        | 2-8   |
| GAME-TYING HOME RUN | 1    | April 6 vs. Toledo | Nick Loftin (1)       | Brenan Haniffee | 2-2   | 0          | 0    | ▼ 2    | 1-1        | 5-8   |

## NOTABLE OPPOSING HOME RUNS

| BACK-TO-BACK HOMERS (0) |                      | 2-HOMER GAMES (0)   |               | 3-HOMER GAMES (0)   |               | GRAND SLAMS (1) |                          |
|-------------------------|----------------------|---------------------|---------------|---------------------|---------------|-----------------|--------------------------|
| PLAYERS                 | DATE/OPPONENT (INN.) | PLAYER (CAREER NO.) | DATE/OPPONENT | PLAYER (CAREER NO.) | DATE/OPPONENT | PLAYER          | DATE/OPPONENT (INN.)     |
|                         |                      |                     |               |                     |               | Andy Ibáñez     | April 6 vs. Toledo (3rd) |

| LEADOFF HOMERS (0) |               | INSIDE-THE PARK HOMERS (0) |                      | PINCH-HIT HOMERS (0) |                      | WALK-OFF HOMERS (0) |               |
|--------------------|---------------|----------------------------|----------------------|----------------------|----------------------|---------------------|---------------|
| PLAYER             | DATE/OPPONENT | PLAYER                     | DATE/OPPONENT (INN.) | PLAYER               | DATE/OPPONENT (INN.) | PLAYER              | DATE/OPPONENT |

## AFTER-INNING RECORDS

|                 | LEADING | TRAILING | TIED  |
|-----------------|---------|----------|-------|
| AFTER 1 INNING  | 1 - 1   | 1 - 2    | 3 - 2 |
| AFTER 2 INNINGS | 1 - 1   | 3 - 1    | 1 - 3 |
| AFTER 3 INNINGS | 3 - 1   | 2 - 2    | 0 - 2 |
| AFTER 4 INNINGS | 3 - 0   | 2 - 4    | 0 - 1 |
| AFTER 5 INNINGS | 3 - 0   | 2 - 5    | 0 - 0 |
| AFTER 6 INNINGS | 3 - 1   | 2 - 4    | 0 - 0 |
| AFTER 7 INNINGS | 3 - 1   | 2 - 4    | 0 - 0 |
| AFTER 8 INNINGS | 4 - 0   | 1 - 5    | 0 - 0 |

## STORM CHASERS BIG INNINGS

| DATE                      | INNING | RUNS |
|---------------------------|--------|------|
| 1. April 2 @ Indianapolis | 8th    | 7    |
| 2. April 8 vs. Toledo     | 3rd    | 6    |
| 3.                        |        |      |
| 4.                        |        |      |
| 5.                        |        |      |
| 6.                        |        |      |
| 7.                        |        |      |
| 8.                        |        |      |

## SCORE BY INNINGS

|                          | 1  | 2  | 3  | 4 | 5  | 6  | 7 | 8  | 9 | 10 | 11+ | TOTAL |
|--------------------------|----|----|----|---|----|----|---|----|---|----|-----|-------|
| Omaha                    | 3  | 3  | 11 | 7 | 13 | 12 | 6 | 10 | 6 | 0  | 0   | 71    |
| Opponents                | 8  | 8  | 10 | 5 | 4  | 9  | 6 | 11 | 2 | 0  | 0   | 63    |
| Difference               | -5 | -5 | 1  | 2 | 9  | 3  | 0 | -1 | 4 | 0  | 0   | 8     |
| SCORE BY INNINGS V. IOWA | 1  | 2  | 3  | 4 | 5  | 6  | 7 | 8  | 9 | 10 | 11+ | TOTAL |
| Omaha                    | 0  | 0  | 0  | 0 | 3  | 3  | 0 | 0  | 0 | 0  | 0   | 6     |
| Iowa                     | 1  | 3  | 5  | 0 | 0  | 0  | 0 | 0  | 0 | 0  | 0   | 9     |
| vs. Iowa Difference      | -1 | -3 | -5 | 0 | 3  | 3  | 0 | 0  | 0 | 0  | 0   | -3    |

## MULTI-RUN INNINGS

|               | 2 | 3 | 4 | 5 | 6 | 7 | 8 | 9 | 10+ | TOTAL |
|---------------|---|---|---|---|---|---|---|---|-----|-------|
| Storm Chasers | 7 | 4 | 2 | 1 | 1 | 1 | - | - | -   | 16    |
| Opponents     | 2 | 7 | 1 | 3 | 1 | - | - | - | -   | 14    |

## RECORD BY RUNS SCORED/ALLOWED

| RUNS    | 0   | 1   | 2   | 3   | 4   | 5   | 6   | 7   | 8   | 9   | 10  | 11  | 12  | 13+ |
|---------|-----|-----|-----|-----|-----|-----|-----|-----|-----|-----|-----|-----|-----|-----|
| SCORED  | 0-0 | 0-0 | 0-2 | 0-0 | 0-0 | 0-1 | 0-2 | 0-0 | 2-0 | 1-0 | 0-0 | 0-0 | 1-0 | 1-0 |
| ALLOWED | 0-0 | 0-0 | 1-0 | 1-0 | 1-0 | 0-0 | 1-0 | 0-1 | 1-2 | 0-2 | 0-0 | 0-0 | 0-0 | 0-0 |

## RECORD BY MARGIN OF VICTORY/DEFEAT

| 1 Run | 2 Runs | 3 Runs | 4 Runs | 5 Runs | 6 Runs | 7 Runs | 8 Runs | 9 Runs | 10+ Runs |
|-------|--------|--------|--------|--------|--------|--------|--------|--------|----------|
| 0-1   | 1-0    | 0-2    | 0-0    | 3-0    | 0-1    | 0-1    | 0-0    | 0-0    | 1-0      |

## 2023 STORM CHASERS MONTH BY MONTH

## HITTING

| MONTH     | AVG  | G  | AB  | R  | H   | TB  | 2B | 3B | HR | RBI | BB | IBB | SO | SB | CS | OBP  | SLG  | OPS  | SAC | SF | HBP | GIDP | LOB |
|-----------|------|----|-----|----|-----|-----|----|----|----|-----|----|-----|----|----|----|------|------|------|-----|----|-----|------|-----|
| MARCH     | .300 | 1  | 40  | 8  | 12  | 16  | 2  | 1  | 0  | 8   | 9  | 0   | 12 | 5  | 0  | .429 | .400 | .829 | 0   | 0  | 0   | 0    | 14  |
| APRIL     | .281 | 9  | 317 | 63 | 89  | 166 | 16 | 2  | 19 | 60  | 39 | 0   | 82 | 10 | 2  | .363 | .524 | .887 | 0   | 4  | 4   | 7    | 64  |
| MAY       |      |    |     |    |     |     |    |    |    |     |    |     |    |    |    |      |      |      |     |    |     |      |     |
| JUNE      |      |    |     |    |     |     |    |    |    |     |    |     |    |    |    |      |      |      |     |    |     |      |     |
| JULY      |      |    |     |    |     |     |    |    |    |     |    |     |    |    |    |      |      |      |     |    |     |      |     |
| AUGUST    |      |    |     |    |     |     |    |    |    |     |    |     |    |    |    |      |      |      |     |    |     |      |     |
| SEPTEMBER |      |    |     |    |     |     |    |    |    |     |    |     |    |    |    |      |      |      |     |    |     |      |     |
| TOTAL     | .283 | 10 | 357 | 71 | 101 | 182 | 18 | 3  | 19 | 68  | 48 | 0   | 94 | 15 | 2  | .370 | .510 | .880 | 0   | 4  | 4   | 7    | 78  |

## PITCHING

| MONTH     | W | L | ERA  | G  | GS | CG | SHO | GF | HLD | SV | SVO | IP   | H   | R  | ER | HR | HB | BB | SO | WP | BK | WHIP | AVG  |
|-----------|---|---|------|----|----|----|-----|----|-----|----|-----|------|-----|----|----|----|----|----|----|----|----|------|------|
| MARCH     | 1 | 0 | 6.00 | 1  | 1  | 0  | 0   | 1  | 0   | 1  | 1   | 9.0  | 11  | 6  | 6  | 1  | 1  | 2  | 7  | 0  | 1  | 1.44 | .297 |
| APRIL     | 4 | 5 | 5.96 | 9  | 9  | 0  | 0   | 9  | 0   | 0  | 1   | 80.0 | 92  | 57 | 53 | 14 | 7  | 44 | 84 | 2  | 1  | 1.70 | .287 |
| MAY       |   |   |      |    |    |    |     |    |     |    |     |      |     |    |    |    |    |    |    |    |    |      |      |
| JUNE      |   |   |      |    |    |    |     |    |     |    |     |      |     |    |    |    |    |    |    |    |    |      |      |
| JULY      |   |   |      |    |    |    |     |    |     |    |     |      |     |    |    |    |    |    |    |    |    |      |      |
| AUGUST    |   |   |      |    |    |    |     |    |     |    |     |      |     |    |    |    |    |    |    |    |    |      |      |
| SEPTEMBER |   |   |      |    |    |    |     |    |     |    |     |      |     |    |    |    |    |    |    |    |    |      |      |
| TOTAL     | 5 | 5 | 5.97 | 10 | 10 | 0  | 0   | 10 | 0   | 1  | 2   | 89.0 | 103 | 63 | 59 | 15 | 8  | 46 | 91 | 2  | 2  | 1.67 | .288 |

## 2023 WALK-OFF TRACKER (0 FOR, 0 AGAINST)

[illegible]

**Bold Indicates Omaha Walk-Off Win**

## 2023 STORM CHASERS EJECTIONS

| DATE | INNING | WHO (POSITION) | WHY | UMPIRE (POSITION) |
|------|--------|----------------|-----|-------------------|
|      |        |                |     |                   |
|      |        |                |     |                   |
|      |        |                |     |                   |

## PITCHING

|                                |     |
|--------------------------------|-----|
| vs. Left-Handed Starter .....  | 1-2 |
| vs. Right-Handed Starter ..... | 4-3 |

|                                 |     |
|---------------------------------|-----|
| WITH Left-Handed Starter .....  | 2-0 |
| WITH Right-Handed Starter ..... | 3-5 |

|                       |     |
|-----------------------|-----|
| 0-5 strikeouts .....  |     |
| 6-10 strikeouts ..... | 5-2 |
| 11+ strikeouts .....  | 0-3 |

|                           |     |
|---------------------------|-----|
| 0 runs of support .....   | 0-2 |
| 1-4 runs of support ..... | 3-3 |
| 5-9 runs of support ..... | 2-0 |
| 10+ runs of support ..... |     |

## SCORING

|                     |     |
|---------------------|-----|
| 1-Run Games .....   | 0-1 |
| 2-Run Games .....   | 1-0 |
| 3-4-Run Games ..... | 0-2 |
| 5+ Run Games .....  | 4-2 |

|                     |  |
|---------------------|--|
| Extra Innings ..... |  |
| Shutouts .....      |  |
| Doubleheaders ..... |  |

|                        |     |
|------------------------|-----|
| Scoring 0-2 Runs ..... | 0-2 |
| 3-5 Runs .....         | 0-1 |
| 6-9 Runs .....         | 3-2 |
| 10+ Runs .....         | 2-0 |

|                         |     |
|-------------------------|-----|
| Opponent 0-2 Runs ..... | 1-0 |
| 3-5 Runs .....          | 2-0 |
| 6-9 Runs .....          | 2-5 |
| 10+ Runs .....          |     |

|                              |     |
|------------------------------|-----|
| Scored in 1st Inning .....   | 1-1 |
| Opponent scored in 1st ..... | 2-2 |
| Scores first .....           | 1-2 |
| Opponent scores first .....  | 4-3 |

## HITTING

|                      |     |
|----------------------|-----|
| Omaha 0-5 hits ..... |     |
| 6-9 hits .....       | 0-4 |
| 10+ hits .....       | 5-1 |

|                         |     |
|-------------------------|-----|
| Opponent 0-5 hits ..... | 1-0 |
| 6-9 hits .....          | 1-1 |
| 10+ hits .....          | 3-4 |

|                       |     |
|-----------------------|-----|
| Hit 0 home runs ..... | 1-0 |
| 1 home run .....      | 1-2 |
| 2 home runs .....     | 1-2 |
| 3+ home runs .....    | 2-1 |

|                                |     |
|--------------------------------|-----|
| Opponent hit 0 home runs ..... | 2-0 |
| 1 home run .....               | 3-1 |
| 2 home runs .....              | 0-1 |
| 3+ home runs .....             | 0-3 |

|                           |     |
|---------------------------|-----|
| Out-hit opponent .....    | 4-1 |
| Out-hit by opponent ..... | 1-4 |
| Hits are tied .....       |     |

|                                 |     |
|---------------------------------|-----|
| Leave 0-5 runners on base ..... | 1-1 |
| 6-9 on base .....               | 2-3 |
| 10+ on base .....               | 2-1 |

|   |     |
|---|-----|
| Opponent leaves 0-5 runners on base ..... | 1-1 |
| 6-9 on base .....                         | 1-3 |
| 10+ on base .....                         | 3-1 |

|                      |     |
|----------------------|-----|
| Steals 0 bases ..... | 2-2 |
| 1 base .....         | 0-1 |
| 2 bases .....        | 1-2 |
| 3+ bases .....       | 2-0 |

|                               |     |
|-------------------------------|-----|
| Opponent steals 0 bases ..... | 3-4 |
| 1 base .....                  | 1-1 |
| 2 bases .....                 | 1-0 |
| 3+ bases .....                |     |

## FIELDING

|                     |     |
|---------------------|-----|
| Made 0 errors ..... | 4-2 |
| 1 error .....       | 0-1 |
| 2 errors .....      | 0-1 |
| 3+ errors .....     | 1-1 |

|                              |     |
|------------------------------|-----|
| Opponent made 0 errors ..... | 2-2 |
| 1 error .....                | 0-2 |
| 2 errors .....               | 3-1 |
| 3+ errors .....              |     |

## TEAM HIGHS

|  |                         |  |
|--|-------------------------|--|
| LONGEST WIN STREAK .....                           | 3 Games .....           | March 31 - April 2                       |
| LONGEST LOSING STREAK .....                        | 3 Games .....           | April 4 - April 6                        |
| LONGEST HOME WINNING STREAK .....                  |                         |  |
| LONGEST HOME LOSING STREAK .....                   | 3 Games .....           | April 4 - April 6                        |
| LONGEST ROAD WINNING STREAK .....                  | 3 Games .....           | March 31 - April 2                       |
| LONGEST ROAD LOSING STREAK .....                   |                         |  |
| LARGEST MARGIN OF VICTORY .....                    | 11 Runs .....           | 4/1 @ Indianapolis (12-1 Win)            |
| LARGEST MARGIN OF DEFEAT .....                     | 7 Runs .....            | 4/4 vs. Toledo (9-2 Loss)                |
| LONGEST GAME, INNINGS .....                        | 9 (9x) .....            | Last: 4/9 vs. Toledo (8-2 Loss)          |
| LONGEST GAME, TIME .....                           | 2:54 .....              | 3/31 @ Indianapolis (8-6 Win)            |
| LONGEST 9-INNING GAME, TIME .....                  | 2:54 .....              | 3/31 @ Indianapolis (8-6 Win)            |
| SHORTEST 9-INNING GAME, TIME .....                 | 2:26 .....              | 4/1 @ Indianapolis (12-1 Win)            |
| SHORTEST GAME, TIME .....                          | 2:26 .....              | 4/1 @ Indianapolis (12-1 Win)            |
| LARGEST COMEBACK WIN .....                         | 5 Runs, After 1st ..... | 3/31 @ Indianapolis (8-6 Win)            |
| LARGEST MARGIN OF LEAD SURRENDERED (IN LOSS) ..... | 3 Runs, After 6th ..... | 4/5 vs. Toledo (7-6 Loss)                |
| MOST ERRORS, TEAM .....                            | 3 (2x) .....            | Last: 4/9 vs. Toledo (8-2 Loss)          |
| MOST ERRORS, PLAYER .....                          | 1 (9x) .....            | Last: Three on 4/9 vs. Toledo (8-2 Loss) |
| LARGEST CROWD, HOME .....                          | 3,200 .....             | 4/4 vs. Toledo (9-2 Loss)                |
| LARGEST CROWD, ROAD .....                          | 8,095 .....             | 3/31 @ Indianapolis (8-6 Win)            |
| WARMEST FIRST PITCH .....                          | 79 Degrees .....        | 4/11 @ Iowa (9-6 Loss)                   |
| COLDEST FIRST PITCH .....                          | 35 Degrees .....        | 4/5 vs. Toledo (7-6 Loss)                |

## OFFENSIVE HIGHS

|                                       |                          |                                 |
|---------------------------------------|--------------------------|---------------------------------|
| MOST RUNS SCORED, GAME .....          | 13 .....                 | 4/8 vs. Toledo (13-8 Win)       |
| MOST RUNS SCORED, INNING .....        | 7, 8th Inning .....      | 4/2 @ Indianapolis (8-3 Win)    |
| MOST CONSECUTIVE INNINGS SCORED ..... | 5, 1st-5th Innings ..... | 4/7 vs. Toledo (9-4 Win)        |
| FEWEST HITS, GAME .....               | 6 (2x) .....             | Last: 4/9 vs. Toledo (8-2 Loss) |
| MOST HITS, GAME .....                 | 16 .....                 | 4/1 @ Indianapolis (12-1 Win)   |
| MOST DOUBLES, GAME .....              | 4 .....                  | 4/11 @ Iowa (9-6 Loss)          |
| MOST TRIPLES, GAME .....              | 1 (2x) .....             | Last: 4/4 vs. Toledo (9-2 Loss) |
| MOST HOME RUNS, GAME .....            | 4 .....                  | 4/8 vs. Toledo (13-8 Win)       |
| MOST EXTRA-BASE HITS, GAME .....      | 6 .....                  | 4/8 vs. Toledo (13-8 Win)       |
| MOST RBI, GAME .....                  | 13 .....                 | 4/8 vs. Toledo (13-8 Win)       |
| MOST RUNNERS LOB, GAME .....          | 14 .....                 | 3/31 @ Indianapolis (8-6 Win)   |
| MOST TOTAL BASES, GAME .....          | 26 .....                 | 4/8 vs. Toledo (13-8 Win)       |
| MOST WALKS, GAME .....                | 9 .....                  | 3/31 @ Indianapolis (8-6 Win)   |
| MOST STRIKEOUTS, GAME .....           | 12 (3x) .....            | Last: 4/9 vs. Toledo (8-2 Loss) |
| FEWEST STRIKEOUTS, GAME .....         | 5 .....                  | 4/2 @ Indianapolis (8-3 Win)    |
| MOST STOLEN BASES, GAME .....         | 5 .....                  | 3/31 @ Indianapolis (8-6 Win)   |
| MOST HIT BY PITCHES .....             | 2 .....                  | 4/9 vs. Toledo (8-2 Loss)       |

## INDIVIDUAL OFFENSIVE HIGHS

|                                 |                         |   |
|---------------------------------|-------------------------|---|
| MOST RUNS, GAME .....           | 3 (2x) .....            | Last: Alexander & Fermin, 4/8 vs. Toledo (13-8 Win) |
| MOST HITS, GAME .....           | 4, Freddy Fermin .....  | 4/11 @ Iowa (9-6 Loss)                              |
| MOST DOUBLES, GAME .....        | 1 (17x) .....           | Last: Three on 4/11 @ Iowa (9-6 Loss)               |
| MOST TRIPLES, GAME .....        | 1 (3x) .....            | Last: Tucker Bradley, 4/6 vs. Toledo (8-5 Loss)     |
| MOST HOME RUNS, GAME .....      | 2 (2x) .....            | Last: Freddy Fermin, 4/8 vs. Toledo (13-8 Win)      |
| MOST RBI, GAME .....            | 6, Freddy Fermin .....  | 4/8 vs. Toledo (13-8 Win)                           |
| MOST WALKS, GAME .....          | 3, Maikel Garcia .....  | 4/6 vs. Toledo (8-5 Loss)                           |
| MOST STRIKEOUTS, GAME .....     | 3 (4x) .....            | Last: Tyler Gentry, 4/9 vs. Toledo (8-2 Loss)       |
| MOST STOLEN BASES, GAME .....   | 2, Tucker Bradley ..... | 3/31 @ Indianapolis (8-6 Win)                       |
| MOST HIT BY PITCHES, GAME ..... | 1 (4x) .....            | Last: Blanco & Prato, 4/9 vs. Toledo (8-2 Loss)     |

## PITCHING HIGHS

|                                    |                     |                                     |
|------------------------------------|---------------------|-------------------------------------|
| MOST RUNS ALLOWED, GAME .....      | 9 .....             | 4/4 vs. Toledo (9-2 Loss)           |
| MOST RUNS ALLOWED, INNING .....    | 6, 6th Inning ..... | 4/8 vs. Toledo (13-8 Win)           |
| FEWEST HITS ALLOWED, GAME .....    | 5 .....             | 4/1 @ Indianapolis (12-1 Win)       |
| MOST HITS ALLOWED, GAME .....      | 13 (2x) .....       | Last: 4/9 vs. Toledo (8-2 Loss)     |
| FEWEST STRIKEOUTS, GAME .....      | 7 .....             | 3/31 @ Indianapolis (8-6 Win)       |
| MOST STRIKEOUTS, GAME .....        | 12 .....            | 4/6 vs. Toledo (8-5 Loss)           |
| FEWEST WALKS ALLOWED, GAME .....   | 2 (2x) .....        | Last: 4/1 @ Indianapolis (12-1 Win) |
| MOST WALKS ALLOWED, GAME .....     | 8 .....             | 4/6 vs. Toledo (8-5 Loss)           |
| MOST HOME RUNS ALLOWED, GAME ..... | 3 (3x) .....        | Last: 4/9 vs. Toledo (8-2 Loss)     |

## INDIVIDUAL PITCHING HIGHS

|   |                             |   |
|---|-----------------------------|---|
| MOST RUNS ALLOWED, GAME .....             | 8, Mike Mayers .....        | 4/11 @ Iowa (9-6 Loss)                            |
| MOST EARNED RUNS ALLOWED, GAME .....      | 8, Mike Mayers .....        | 4/11 @ Iowa (9-6 Loss)                            |
| FEWEST HITS ALLOWED, GAME (STARTER) ..... | 1 (2x) .....                | Last: Jackson Kowar, 4/6 vs. Toledo (8-5 Loss)    |
| MOST HITS ALLOWED, GAME .....             | 9, Max Castillo .....       | 4/9 vs. Toledo (8-2 Loss)                         |
| MOST HOME RUNS ALLOWED, GAME .....        | 2 (4x) .....                | Last: Mike Mayers, 4/11 @ Iowa (9-6 Loss)         |
| MOST STRIKEOUTS .....                     | 6, Mike Mayers .....        | 4/5 vs. Toledo (7-6 Loss)                         |
| MOST CONSECUTIVE STRIKEOUTS .....         | 3 (3x) .....                | Last: Marcelo Martinez, 4/11 @ Iowa (9-6 Loss)    |
| MOST WALKS ALLOWED, GAME .....            | 4 (2x) .....                | Last: Mike Mayers, 4/11 @ Iowa (9-6 Loss)         |
| MOST HIT BATTERS, GAME .....              | 1 (8x) .....                | Last: Mike Mayers, 4/11 @ Iowa (9-6 Loss)         |
| MOST INNINGS PITCHED, STARTER .....       | 6.0, Jonathan Heasley ..... | 4/7 vs. Toledo (9-4 Win)                          |
| MOST PITCHES THROWN, STARTER .....        | 94, Max Castillo .....      | 4/9 vs. Toledo (8-2 Loss)                         |
| MOST INNINGS PITCHED, RELIEVER .....      | 3.0 (2x) .....              | Last: Jackson Kowar, 4/2 @ Indianapolis (8-3 Win) |
| MOST PITCHES THROWN, RELIEVER .....       | 65, Austin Cox .....        | 4/6 vs. Toledo (8-5 Loss)                         |

^ Indicates All-Time Storm Chasers Record Tied

\* Indicates All-Time Storm Chasers Record Set

[illegible]



[illegible]

**LF**

Tucker Bradley, 7 (4-3)  
Dairon Blanco, 2 (1-1)  
Tyler Gentry, 1 (0-1)

**CF**

Dairon Blanco, 8 (4-4)  
Samad Taylor, 2 (1-1)

**RF**

Tyler Gentry, 8 (4-4)  
CJ Alexander, 2 (1-1)

**SS**

Maikel Garcia, 9 (4-5)  
Angelo Castellano, 1 (1-0)

**2B**

Samad Taylor, 8 (4-4)  
Angelo Castellano, 2 (1-1)

**SP**

Mike Mayers, 3 (1-2)  
Jonathan Heasley, 2 (2-0)  
Max Castillo, 2 (0-2)  
Austin Cox, 1 (1-0)  
Drew Parrish, 1 (1-0)  
Jackson Kowar, 1 (0-1)

**3B**

Nick Loftin, 7 (4-3)  
Angelo Castellano, 2 (1-1)  
Maikel Garcia, 1 (1-0)

**1B**

Nick Pratto, 7 (4-3)  
Logan Porter, 2 (1-1)  
CJ Alexander, 1 (0-1)

**DH**

CJ Alexander, 4 (3-1)  
Jakson Reetz, 2 (1-1)  
Logan Porter, 2 (0-2)  
Tyler Gentry, 1 (1-0)  
Freddy Fermin, 1 (0-1)

**C**

Freddy Fermin, 7 (4-3)  
Logan Porter, 2 (1-1)  
Jakson Reetz, 1 (0-1)

| 1                      | 2                       | 3   | 4   | 5   | 6   | 7   | 8  | 9   |
|------------------------|-------------------------|---|---|---|---|---|--|---|
| Samad Taylor, 10 (5-5) | Maikel Garcia, 10 (5-5) | Tyler Gentry, 6 (2-4)<br>Nick Pratto, 4 (3-1) | Tyler Gentry, 4 (3-1)<br>Logan Porter, 3 (1-2)<br>Nick Pratto, 2 (1-1)<br>CJ Alexander, 1 (0-1) | Nick Loftin, 6 (2-4)<br>CJ Alexander, 3 (3-0)<br>Nick Pratto, 1 (0-1) | CJ Alexander, 3 (1-2)<br>Logan Porter, 3 (1-2)<br>Freddy Fermin, 2 (2-0)<br>Nick Loftin, 1 (1-0)<br>Jakson Reetz, 1 (0-1) | Freddy Fermin, 6 (2-4)<br>Dairon Blanco, 3 (2-1)<br>Jakson Reetz, 1 (1-0) | Dairon Blanco, 8 (4-4)<br>Tucker Bradley, 1 (1-0)<br>Jakson Reetz, 1 (0-1) | Angelo Castellano, 5 (3-2)<br>Tucker Bradley, 5 (2-3) |

[illegible]

## OUTFIELD ASSISTS (1)

**TUCKER BRADLEY (1)** *LF* 1

## # OF LINEUP COMBOS

## 10 Games

## 9 Unique Lineup Combinations Used

### MOST USED LINEUP (2x)

| PLAYER            | Pos. |
|-------------------|------|
| 1. Samad Taylor   | 2B   |
| 2. Maikel Garcia  | SS   |
| 3. Nick Pratto    | 1B   |
| 4. Tyler Gentry   | RF   |
| 5. Nick Loftin    | 3B   |
| 6. CJ Alexander   | DH   |
| 7. Freddy Fermin  | C    |
| 8. Dairon Blanco  | CF   |
| 9. Tucker Bradley | LF   |

**STORM CHASERS POSITION PRODUCTION**

|    | AVG  | AB | H  | TB | 2B | 3B | HR | RBI | BB | SO | OBP  | SLG  | OPS   | SAC | SF | HBP | GIDP |
|----|------|----|----|----|----|----|----|-----|----|----|------|------|-------|-----|----|-----|------|
| C  | .263 | 38 | 10 | 23 | 1  | 0  | 4  | 10  | 4  | 11 | .349 | .605 | .954  | 0   | 0  | 1   | 0    |
| 1B | .231 | 39 | 9  | 23 | 0  | 1  | 4  | 7   | 6  | 10 | .340 | .590 | .930  | 0   | 1  | 1   | 0    |
| 2B | .302 | 43 | 13 | 24 | 3  | 1  | 2  | 11  | 4  | 12 | .362 | .558 | .920  | 0   | 0  | 0   | 0    |
| 3B | .262 | 42 | 11 | 22 | 2  | 0  | 3  | 7   | 3  | 6  | .311 | .524 | .835  | 0   | 0  | 0   | 2    |
| SS | .324 | 37 | 12 | 21 | 3  | 0  | 2  | 13  | 11 | 9  | .469 | .568 | 1.037 | 0   | 1  | 0   | 0    |
| LF | .324 | 34 | 11 | 15 | 2  | 1  | 0  | 1   | 7  | 9  | .452 | .441 | .893  | 0   | 0  | 1   | 2    |
| CF | .256 | 39 | 10 | 15 | 2  | 0  | 1  | 2   | 4  | 10 | .333 | .385 | .718  | 0   | 1  | 1   | 3    |
| RF | .238 | 42 | 10 | 15 | 2  | 0  | 1  | 6   | 6  | 11 | .327 | .357 | .684  | 0   | 1  | 0   | 0    |
| DH | .357 | 42 | 15 | 24 | 3  | 0  | 2  | 11  | 3  | 16 | .400 | .571 | .971  | 0   | 0  | 0   | 0    |

**STORM CHASERS BATTING ORDER PRODUCTION**

|     | AVG  | AB | H  | TB | 2B | 3B | HR | RBI | BB | SO | OBP  | SLG  | OPS   | SAC | SF | HBP | GIDP |
|-----|------|----|----|----|----|----|----|-----|----|----|------|------|-------|-----|----|-----|------|
| 1st | .326 | 46 | 15 | 26 | 3  | 1  | 2  | 12  | 3  | 12 | .360 | .565 | .925  | 0   | 1  | 0   | 1    |
| 2nd | .308 | 39 | 12 | 18 | 3  | 0  | 1  | 12  | 10 | 9  | .440 | .462 | .902  | 0   | 1  | 0   | 0    |
| 3rd | .268 | 41 | 11 | 17 | 1  | 1  | 1  | 8   | 8  | 11 | .380 | .415 | .795  | 0   | 1  | 0   | 0    |
| 4th | .214 | 42 | 9  | 19 | 1  | 0  | 3  | 5   | 4  | 12 | .277 | .452 | .729  | 0   | 1  | 0   | 0    |
| 5th | .333 | 42 | 14 | 27 | 4  | 0  | 3  | 7   | 3  | 10 | .391 | .643 | 1.034 | 0   | 0  | 1   | 2    |
| 6th | .262 | 42 | 11 | 24 | 1  | 0  | 4  | 9   | 1  | 15 | .279 | .571 | .850  | 0   | 0  | 0   | 0    |
| 7th | .216 | 37 | 8  | 16 | 2  | 0  | 2  | 8   | 4  | 8  | .326 | .432 | .758  | 0   | 0  | 2   | 1    |
| 8th | .324 | 34 | 11 | 15 | 1  | 0  | 1  | 2   | 8  | 11 | .465 | .441 | .906  | 0   | 0  | 1   | 1    |
| 9th | .294 | 34 | 10 | 20 | 2  | 1  | 2  | 5   | 7  | 6  | .415 | .588 | 1.003 | 0   | 0  | 0   | 2    |

| GM # | MARCH | OPPONENT       | SCORE   | RECORD | STANDINGS | WIN               | LOSS                   | SAVE             | TEMP. | 1ST PITCH | TIME | ATT.  | HOME ATT. | STORM CHASERS |    |   |    | OPPONENT |    |   |    |
|------|-------|----------------|---------|--------|-----------|-------------------|------------------------|------------------|-------|-----------|------|-------|-----------|---------------|----|---|----|----------|----|---|----|
|      |       |                |         |        |           |                   |                        |                  |       |           |      |       |           | R             | H  | E | LO | R        | H  | E | LO |
| 1    | 3/31  | @ Indianapolis | W, 8-6  | 1-0    | 1st +0.5  | C. Snider (1-0)   | Y. De Los Santos (0-1) | J. Staumont (1)  | 66°   | 7:05 PM   | 2:54 | 8,095 |           | 8             | 12 | 0 | 14 | 6        | 11 | 2 | 7  |
| GM # | APRIL | OPPONENT       | SCORE   | RECORD | STANDINGS | WIN               | LOSS                   | SAVE             | TEMP. | 1ST PITCH | TIME | ATT.  | HOME ATT. | STORM CHASERS |    |   |    | OPPONENT |    |   |    |
|      |       |                |         |        |           |                   |                        |                  |       |           |      |       |           | R             | H  | E | LO | R        | H  | E | LO |
| 2    | 4/1   | @ Indianapolis | W, 12-1 | 2-0    | 1st +1.0  | D. Parrish (1-0)  | C. Smith (0-1)         | -                | 42°   | 1:37 PM   | 2:26 | 4,012 |           | 12            | 16 | 0 | 11 | 1        | 5  | 2 | 3  |
| 3    | 4/2   | @ Indianapolis | W, 8-3  | 3-0    | 1st +1.0  | J. Kowar (1-0)    | D. Zamora (0-1)        | -                | 49°   | 1:36 PM   | 2:53 | 4,240 |           | 8             | 12 | 0 | 9  | 3        | 11 | 2 | 10 |
| 4    | 4/4   | TOLEDO         | L, 9-2  | 3-1    | 2nd -0.5  | B. White (1-0)    | M. Castillo (0-1)      | -                | 55°   | 6:42 PM   | 2:27 | 3,200 | 3,200     | 2             | 6  | 0 | 6  | 9        | 12 | 0 | 5  |
| 5    | 4/5   | TOLEDO         | L, 7-6  | 3-2    | 2nd -1.0  | T. Holton (1-0)   | R. Weiss (0-1)         | M. Díaz (2)      | 35°   | 12:07 PM  | 2:40 | 1,405 | 4,605     | 6             | 8  | 2 | 6  | 7        | 12 | 1 | 9  |
| 6    | 4/6   | TOLEDO         | L, 8-5  | 3-3    | 3rd -2.0  | J. Fry (1-0)      | J. Kowar (1-1)         | M. Del Pozo (1)  | 45°   | 12:06 PM  | 2:48 | 1,607 | 6,212     | 5             | 7  | 1 | 4  | 8        | 10 | 2 | 9  |
| 7    | 4/7   | TOLEDO         | W, 9-4  | 4-3    | 2nd -1.0  | J. Heasley (1-0)  | R. Olson (0-2)         | -                | 70°   | 6:35 PM   | 2:35 | 1,968 | 8,180     | 9             | 12 | 0 | 6  | 4        | 9  | 0 | 11 |
| 8    | 4/8   | TOLEDO         | W, 13-8 | 5-3    | 2nd -0.5  | M. Martinez (1-0) | M. Lorenzen (0-1)      | -                | 71°   | 2:05 PM   | 2:49 | 2,070 | 10,250    | 13            | 12 | 3 | 4  | 8        | 13 | 0 | 12 |
| 9    | 4/9   | TOLEDO         | L, 8-2  | 5-4    | 2nd -1.5  | T. Holton (2-0)   | M. Castillo (0-2)      | -                | 73°   | 2:11 PM   | 2:57 | 2,119 | 12,369    | 2             | 6  | 3 | 12 | 8        | 13 | 0 | 11 |
| 10   | 4/11  | @ Iowa         | L, 9-6  | 5-5    | 5th -2.5  | R. Elias (1-0)    | M. Mayers (0-1)        | M. Rodríguez (1) | 79°   | 6:38 PM   | 2:34 | 3,557 |           | 6             | 10 | 0 | 6  | 9        | 7  | 1 | 6  |
| 11   | 4/12  | @ Iowa         |         |        |           |                   |                        |                  |       |           |      |       |           |               |    |   |    |          |    |   |    |
| 12   | 4/13  | @ Iowa         |         |        |           |                   |                        |                  |       |           |      |       |           |               |    |   |    |          |    |   |    |
| 13   | 4/14  | @ Iowa         |         |        |           |                   |                        |                  |       |           |      |       |           |               |    |   |    |          |    |   |    |
| 14   | 4/15  | @ Iowa         |         |        |           |                   |                        |                  |       |           |      |       |           |               |    |   |    |          |    |   |    |
| 15   | 4/16  | @ Iowa         |         |        |           |                   |                        |                  |       |           |      |       |           |               |    |   |    |          |    |   |    |
| 16   | 4/18  | GWINNETT       |         |        |           |                   |                        |                  |       |           |      |       |           |               |    |   |    |          |    |   |    |
| 17   | 4/19  | GWINNETT       |         |        |           |                   |                        |                  |       |           |      |       |           |               |    |   |    |          |    |   |    |
| 18   | 4/20  | GWINNETT       |         |        |           |                   |                        |                  |       |           |      |       |           |               |    |   |    |          |    |   |    |
| 19   | 4/21  | GWINNETT       |         |        |           |                   |                        |                  |       |           |      |       |           |               |    |   |    |          |    |   |    |
| 20   | 4/22  | GWINNETT       |         |        |           |                   |                        |                  |       |           |      |       |           |               |    |   |    |          |    |   |    |
| 21   | 4/23  | GWINNETT       |         |        |           |                   |                        |                  |       |           |      |       |           |               |    |   |    |          |    |   |    |
| 22   | 4/25  | @ Nashville    |         |        |           |                   |                        |                  |       |           |      |       |           |               |    |   |    |          |    |   |    |
| 23   | 4/26  | @ Nashville    |         |        |           |                   |                        |                  |       |           |      |       |           |               |    |   |    |          |    |   |    |
| 24   | 4/27  | @ Nashville    |         |        |           |                   |                        |                  |       |           |      |       |           |               |    |   |    |          |    |   |    |
| 25   | 4/28  | @ Nashville    |         |        |           |                   |                        |                  |       |           |      |       |           |               |    |   |    |          |    |   |    |
| 26   | 4/29  | @ Nashville    |         |        |           |                   |                        |                  |       |           |      |       |           |               |    |   |    |          |    |   |    |
| 27   | 4/30  | @ Nashville    |         |        |           |                   |                        |                  |       |           |      |       |           |               |    |   |    |          |    |   |    |

APRIL Hitting Results: // APRIL Pitching Results:

| GM # | MAY  | OPPONENT      | SCORE | RECORD | STANDINGS | WIN | LOSS | SAVE | TEMP. | 1ST PITCH | TIME | ATT. | HOME ATT. | STORM CHASERS |   |   |    | OPPONENT |   |   |    |
|------|------|---------------|-------|--------|-----------|-----|------|------|-------|-----------|------|------|-----------|---------------|---|---|----|----------|---|---|----|
|      |      |               |       |        |           |     |      |      |       |           |      |      |           | R             | H | E | LO | R        | H | E | LO |
| 28   | 5/2  | LOUISVILLE    |       |        |           |     |      |      |       |           |      |      |           |               |   |   |    |          |   |   |    |
| 29   | 5/3  | LOUISVILLE    |       |        |           |     |      |      |       |           |      |      |           |               |   |   |    |          |   |   |    |
| 30   | 5/4  | LOUISVILLE    |       |        |           |     |      |      |       |           |      |      |           |               |   |   |    |          |   |   |    |
| 31   | 5/5  | LOUISVILLE    |       |        |           |     |      |      |       |           |      |      |           |               |   |   |    |          |   |   |    |
| 32   | 5/6  | LOUISVILLE    |       |        |           |     |      |      |       |           |      |      |           |               |   |   |    |          |   |   |    |
| 33   | 5/7  | LOUISVILLE    |       |        |           |     |      |      |       |           |      |      |           |               |   |   |    |          |   |   |    |
| 34   | 5/9  | @ Scranton/WB |       |        |           |     |      |      |       |           |      |      |           |               |   |   |    |          |   |   |    |
| 35   | 5/10 | @ Scranton/WB |       |        |           |     |      |      |       |           |      |      |           |               |   |   |    |          |   |   |    |
| 36   | 5/11 | @ Scranton/WB |       |        |           |     |      |      |       |           |      |      |           |               |   |   |    |          |   |   |    |
| 37   | 5/12 | @ Scranton/WB |       |        |           |     |      |      |       |           |      |      |           |               |   |   |    |          |   |   |    |
| 38   | 5/13 | @ Scranton/WB |       |        |           |     |      |      |       |           |      |      |           |               |   |   |    |          |   |   |    |
| 39   | 5/14 | @ Scranton/WB |       |        |           |     |      |      |       |           |      |      |           |               |   |   |    |          |   |   |    |
| 40   | 5/16 | TOLEDO        |       |        |           |     |      |      |       |           |      |      |           |               |   |   |    |          |   |   |    |
| 41   | 5/17 | TOLEDO        |       |        |           |     |      |      |       |           |      |      |           |               |   |   |    |          |   |   |    |
| 42   | 5/18 | TOLEDO        |       |        |           |     |      |      |       |           |      |      |           |               |   |   |    |          |   |   |    |
| 43   | 5/19 | TOLEDO        |       |        |           |     |      |      |       |           |      |      |           |               |   |   |    |          |   |   |    |
| 44   | 5/20 | TOLEDO        |       |        |           |     |      |      |       |           |      |      |           |               |   |   |    |          |   |   |    |
| 45   | 5/21 | TOLEDO        |       |        |           |     |      |      |       |           |      |      |           |               |   |   |    |          |   |   |    |
| 46   | 5/23 | @ St. Paul    |       |        |           |     |      |      |       |           |      |      |           |               |   |   |    |          |   |   |    |
| 47   | 5/24 | @ St. Paul    |       |        |           |     |      |      |       |           |      |      |           |               |   |   |    |          |   |   |    |
| 48   | 5/25 | @ St. Paul    |       |        |           |     |      |      |       |           |      |      |           |               |   |   |    |          |   |   |    |
| 49   | 5/26 | @ St. Paul    |       |        |           |     |      |      |       |           |      |      |           |               |   |   |    |          |   |   |    |
| 50   | 5/27 | @ St. Paul    |       |        |           |     |      |      |       |           |      |      |           |               |   |   |    |          |   |   |    |
| 51   | 5/28 | @ St. Paul    |       |        |           |     |      |      |       |           |      |      |           |               |   |   |    |          |   |   |    |
| 52   | 5/30 | MEMPHIS       |       |        |           |     |      |      |       |           |      |      |           |               |   |   |    |          |   |   |    |
| 53   | 5/31 | MEMPHIS       |       |        |           |     |      |      |       |           |      |      |           |               |   |   |    |          |   |   |    |

MAY Hitting Results: // MAY Pitching Results:

| GM # | JUNE | OPPONENT       | SCORE | RECORD | STANDINGS | WIN | LOSS | SAVE | TEMP. | 1ST PITCH | TIME | ATT. | HOME ATT. | STORM CHASERS |   |   |    | OPPONENT |   |   |    |
|------|------|----------------|-------|--------|-----------|-----|------|------|-------|-----------|------|------|-----------|---------------|---|---|----|----------|---|---|----|
|      |      |                |       |        |           |     |      |      |       |           |      |      |           | R             | H | E | LO | R        | H | E | LO |
| 54   | 6/1  | MEMPHIS        |       |        |           |     |      |      |       |           |      |      |           |               |   |   |    |          |   |   |    |
| 55   | 6/2  | MEMPHIS        |       |        |           |     |      |      |       |           |      |      |           |               |   |   |    |          |   |   |    |
| 56   | 6/3  | MEMPHIS        |       |        |           |     |      |      |       |           |      |      |           |               |   |   |    |          |   |   |    |
| 57   | 6/4  | MEMPHIS        |       |        |           |     |      |      |       |           |      |      |           |               |   |   |    |          |   |   |    |
| 58   | 6/6  | @ Indianapolis |       |        |           |     |      |      |       |           |      |      |           |               |   |   |    |          |   |   |    |
| 59   | 6/7  | @ Indianapolis |       |        |           |     |      |      |       |           |      |      |           |               |   |   |    |          |   |   |    |
| 60   | 6/8  | @ Indianapolis |       |        |           |     |      |      |       |           |      |      |           |               |   |   |    |          |   |   |    |
| 61   | 6/9  | @ Indianapolis |       |        |           |     |      |      |       |           |      |      |           |               |   |   |    |          |   |   |    |
| 62   | 6/10 | @ Indianapolis |       |        |           |     |      |      |       |           |      |      |           |               |   |   |    |          |   |   |    |
| 63   | 6/11 | @ Indianapolis |       |        |           |     |      |      |       |           |      |      |           |               |   |   |    |          |   |   |    |
| 64   | 6/13 | COLUMBUS       |       |        |           |     |      |      |       |           |      |      |           |               |   |   |    |          |   |   |    |
| 65   | 6/14 | COLUMBUS       |       |        |           |     |      |      |       |           |      |      |           |               |   |   |    |          |   |   |    |
| 66   | 6/15 | COLUMBUS       |       |        |           |     |      |      |       |           |      |      |           |               |   |   |    |          |   |   |    |
| 67   | 6/16 | COLUMBUS       |       |        |           |     |      |      |       |           |      |      |           |               |   |   |    |          |   |   |    |
| 68   | 6/17 | COLUMBUS       |       |        |           |     |      |      |       |           |      |      |           |               |   |   |    |          |   |   |    |
| 69   | 6/18 | COLUMBUS       |       |        |           |     |      |      |       |           |      |      |           |               |   |   |    |          |   |   |    |
| 70   | 6/20 | @ Rochester    |       |        |           |     |      |      |       |           |      |      |           |               |   |   |    |          |   |   |    |
| 71   | 6/21 | @ Rochester    |       |        |           |     |      |      |       |           |      |      |           |               |   |   |    |          |   |   |    |
| 72   | 6/22 | @ Rochester    |       |        |           |     |      |      |       |           |      |      |           |               |   |   |    |          |   |   |    |
| 73   | 6/23 | @ Rochester    |       |        |           |     |      |      |       |           |      |      |           |               |   |   |    |          |   |   |    |
| 74   | 6/24 | @ Rochester    |       |        |           |     |      |      |       |           |      |      |           |               |   |   |    |          |   |   |    |
| 75   | 6/25 | @ Rochester    |       |        |           |     |      |      |       |           |      |      |           |               |   |   |    |          |   |   |    |

1ST HALF Hitting Results: // 1ST HALF Pitching Results:



[illegible]

**JUNE Hitting Results: TBD// JUNE Pitching Results: TBD**

[illegible]

**JULY Hitting Results: TBD // JULY Pitching Results: TBD**

[illegible]

**AUGUST Hitting Results: TBD // AUGUST Pitching Results: TBD**

[illegible]

**SEPTEMBER Hitting Results: TBD // SEPTEMBER Pitching Results: TBD**  
**2ND HALF Hitting Results: TBD // 2ND HALF Pitching Results: TBD**

[illegible]

[illegible]

## HITTING

| SERIES    | OPPONENT       | DATES       | AVG  | G | AB  | R  | H  | TB  | 2B | 3B | HR | RBI | BB | IBB | SO | SB | CS | OBP  | SLG  | OPS  | PA  | SAC | SF | HBP | GIDP |
|-----------|----------------|-------------|------|---|-----|----|----|-----|----|----|----|-----|----|-----|----|----|----|------|------|------|-----|-----|----|-----|------|
| SERIES 1  | @ Indianapolis | 3/31 - 4/2  | .331 | 3 | 121 | 28 | 40 | 62  | 5  | 1  | 5  | 28  | 19 | 0   | 27 | 10 | 0  | .420 | .512 | .932 | 143 | 0   | 2  | 1   | 0    |
| SERIES 2  | TOLEDO         | 4/4 - 4/9   | .258 | 6 | 198 | 37 | 51 | 100 | 9  | 2  | 12 | 34  | 28 | 0   | 61 | 5  | 2  | .355 | .505 | .860 | 231 | 0   | 2  | 3   | 7    |
| SERIES 3  | @ Iowa         | 4/11 - 4/16 |      |   |     |    |    |     |    |    |    |     |    |     |    |    |    |      |      |      |     |     |    |     |      |
| SERIES 4  | GWINNETT       | 4/18 - 4/23 |      |   |     |    |    |     |    |    |    |     |    |     |    |    |    |      |      |      |     |     |    |     |      |
| SERIES 5  | @ Nashville    | 4/25 - 4/30 |      |   |     |    |    |     |    |    |    |     |    |     |    |    |    |      |      |      |     |     |    |     |      |
| SERIES 6  | LOUISVILLE     | 5/2 - 5/7   |      |   |     |    |    |     |    |    |    |     |    |     |    |    |    |      |      |      |     |     |    |     |      |
| SERIES 7  | @ Scranton/WB  | 5/9 - 5/14  |      |   |     |    |    |     |    |    |    |     |    |     |    |    |    |      |      |      |     |     |    |     |      |
| SERIES 8  | TOLEDO         | 5/16 - 5/21 |      |   |     |    |    |     |    |    |    |     |    |     |    |    |    |      |      |      |     |     |    |     |      |
| SERIES 9  | @ St. Paul     | 5/23 - 5/28 |      |   |     |    |    |     |    |    |    |     |    |     |    |    |    |      |      |      |     |     |    |     |      |
| SERIES 10 | MEMPHIS        | 5/30 - 6/4  |      |   |     |    |    |     |    |    |    |     |    |     |    |    |    |      |      |      |     |     |    |     |      |
| SERIES 11 | @ Indianapolis | 6/6 - 6/11  |      |   |     |    |    |     |    |    |    |     |    |     |    |    |    |      |      |      |     |     |    |     |      |
| SERIES 12 | COLUMBUS       | 6/13 - 6/18 |      |   |     |    |    |     |    |    |    |     |    |     |    |    |    |      |      |      |     |     |    |     |      |
| SERIES 13 | @ Rochester    | 6/20 - 6/25 |      |   |     |    |    |     |    |    |    |     |    |     |    |    |    |      |      |      |     |     |    |     |      |
| SERIES 14 | IOWA           | 6/28 - 7/3  |      |   |     |    |    |     |    |    |    |     |    |     |    |    |    |      |      |      |     |     |    |     |      |
| SERIES 15 | @ Gwinnett     | 7/4 - 7/9   |      |   |     |    |    |     |    |    |    |     |    |     |    |    |    |      |      |      |     |     |    |     |      |
| SERIES 16 | INDIANAPOLIS   | 7/14 - 7/16 |      |   |     |    |    |     |    |    |    |     |    |     |    |    |    |      |      |      |     |     |    |     |      |
| SERIES 17 | ST. PAUL       | 7/18 - 7/23 |      |   |     |    |    |     |    |    |    |     |    |     |    |    |    |      |      |      |     |     |    |     |      |
| SERIES 18 | @ Columbus     | 7/25 - 7/30 |      |   |     |    |    |     |    |    |    |     |    |     |    |    |    |      |      |      |     |     |    |     |      |
| SERIES 19 | @ Louisville   | 8/1 - 8/6   |      |   |     |    |    |     |    |    |    |     |    |     |    |    |    |      |      |      |     |     |    |     |      |
| SERIES 20 | IOWA           | 8/8 - 8/13  |      |   |     |    |    |     |    |    |    |     |    |     |    |    |    |      |      |      |     |     |    |     |      |
| SERIES 21 | @ Toledo       | 8/15 - 8/20 |      |   |     |    |    |     |    |    |    |     |    |     |    |    |    |      |      |      |     |     |    |     |      |
| SERIES 22 | ST. PAUL       | 8/22 - 8/27 |      |   |     |    |    |     |    |    |    |     |    |     |    |    |    |      |      |      |     |     |    |     |      |
| SERIES 23 | LOUISVILLE     | 8/29 - 9/3  |      |   |     |    |    |     |    |    |    |     |    |     |    |    |    |      |      |      |     |     |    |     |      |
| SERIES 24 | @ Iowa         | 9/5 - 9/10  |      |   |     |    |    |     |    |    |    |     |    |     |    |    |    |      |      |      |     |     |    |     |      |
| SERIES 25 | INDIANAPOLIS   | 9/12 - 9/17 |      |   |     |    |    |     |    |    |    |     |    |     |    |    |    |      |      |      |     |     |    |     |      |
| SERIES 26 | @ Columbus     | 9/19 - 9/24 |      |   |     |    |    |     |    |    |    |     |    |     |    |    |    |      |      |      |     |     |    |     |      |

## PITCHING

| SERIES    | OPPONENT       | DATES       | W | L | ERA  | G | GS | CG | SHO | GF | HLD | SV | SVO | IP   | H  | R  | ER | HR | HB | BB | IBB | SO | AVG  | WP | BK | GIDP |
|-----------|----------------|-------------|---|---|------|---|----|----|-----|----|-----|----|-----|------|----|----|----|----|----|----|-----|----|------|----|----|------|
| SERIES 1  | @ Indianapolis | 3/31 - 4/2  | 3 | 0 | 3.33 | 3 | 3  | 0  | 0   | 3  | 0   | 1  | 1   | 27.0 | 27 | 10 | 10 | 2  | 3  | 9  | 0   | 25 | .273 | 0  | 1  | 9    |
| SERIES 2  | TOLEDO         | 4/4 - 4/9   | 2 | 4 | 6.67 | 6 | 6  | 0  | 0   | 6  | 0   | 0  | 1   | 54.0 | 69 | 44 | 40 | 11 | 4  | 30 | 0   | 56 | .303 | 2  | 1  | 6    |
| SERIES 3  | @ Iowa         | 4/11 - 4/16 |   |   |      |   |    |    |     |    |     |    |     |      |    |    |    |    |    |    |     |    |      |    |    |      |
| SERIES 4  | GWINNETT       | 4/18 - 4/23 |   |   |      |   |    |    |     |    |     |    |     |      |    |    |    |    |    |    |     |    |      |    |    |      |
| SERIES 5  | @ Nashville    | 4/25 - 4/30 |   |   |      |   |    |    |     |    |     |    |     |      |    |    |    |    |    |    |     |    |      |    |    |      |
| SERIES 6  | LOUISVILLE     | 5/2 - 5/7   |   |   |      |   |    |    |     |    |     |    |     |      |    |    |    |    |    |    |     |    |      |    |    |      |
| SERIES 7  | @ Scranton/WB  | 5/9 - 5/14  |   |   |      |   |    |    |     |    |     |    |     |      |    |    |    |    |    |    |     |    |      |    |    |      |
| SERIES 8  | TOLEDO         | 5/16 - 5/21 |   |   |      |   |    |    |     |    |     |    |     |      |    |    |    |    |    |    |     |    |      |    |    |      |
| SERIES 9  | @ St. Paul     | 5/23 - 5/28 |   |   |      |   |    |    |     |    |     |    |     |      |    |    |    |    |    |    |     |    |      |    |    |      |
| SERIES 10 | MEMPHIS        | 5/30 - 6/4  |   |   |      |   |    |    |     |    |     |    |     |      |    |    |    |    |    |    |     |    |      |    |    |      |
| SERIES 11 | @ Indianapolis | 6/6 - 6/11  |   |   |      |   |    |    |     |    |     |    |     |      |    |    |    |    |    |    |     |    |      |    |    |      |
| SERIES 12 | COLUMBUS       | 6/13 - 6/18 |   |   |      |   |    |    |     |    |     |    |     |      |    |    |    |    |    |    |     |    |      |    |    |      |
| SERIES 13 | @ Rochester    | 6/20 - 6/25 |   |   |      |   |    |    |     |    |     |    |     |      |    |    |    |    |    |    |     |    |      |    |    |      |
| SERIES 14 | IOWA           | 6/28 - 7/3  |   |   |      |   |    |    |     |    |     |    |     |      |    |    |    |    |    |    |     |    |      |    |    |      |
| SERIES 15 | @ Gwinnett     | 7/4 - 7/9   |   |   |      |   |    |    |     |    |     |    |     |      |    |    |    |    |    |    |     |    |      |    |    |      |
| SERIES 16 | INDIANAPOLIS   | 7/14 - 7/16 |   |   |      |   |    |    |     |    |     |    |     |      |    |    |    |    |    |    |     |    |      |    |    |      |
| SERIES 17 | ST. PAUL       | 7/18 - 7/23 |   |   |      |   |    |    |     |    |     |    |     |      |    |    |    |    |    |    |     |    |      |    |    |      |
| SERIES 18 | @ Columbus     | 7/25 - 7/30 |   |   |      |   |    |    |     |    |     |    |     |      |    |    |    |    |    |    |     |    |      |    |    |      |
| SERIES 19 | @ Louisville   | 8/1 - 8/6   |   |   |      |   |    |    |     |    |     |    |     |      |    |    |    |    |    |    |     |    |      |    |    |      |
| SERIES 20 | IOWA           | 8/8 - 8/13  |   |   |      |   |    |    |     |    |     |    |     |      |    |    |    |    |    |    |     |    |      |    |    |      |
| SERIES 21 | @ Toledo       | 8/15 - 8/20 |   |   |      |   |    |    |     |    |     |    |     |      |    |    |    |    |    |    |     |    |      |    |    |      |
| SERIES 22 | ST. PAUL       | 8/22 - 8/27 |   |   |      |   |    |    |     |    |     |    |     |      |    |    |    |    |    |    |     |    |      |    |    |      |
| SERIES 23 | LOUISVILLE     | 8/29 - 9/3  |   |   |      |   |    |    |     |    |     |    |     |      |    |    |    |    |    |    |     |    |      |    |    |      |
| SERIES 24 | @ Iowa         | 9/5 - 9/10  |   |   |      |   |    |    |     |    |     |    |     |      |    |    |    |    |    |    |     |    |      |    |    |      |
| SERIES 25 | INDIANAPOLIS   | 9/12 - 9/17 |   |   |      |   |    |    |     |    |     |    |     |      |    |    |    |    |    |    |     |    |      |    |    |      |
| SERIES 26 | @ Columbus     | 9/19 - 9/24 |   |   |      |   |    |    |     |    |     |    |     |      |    |    |    |    |    |    |     |    |      |    |    |      |

 SERIES WINS: 1 (On Road)

 SERIES LOSSES: 1 (At Home)

 SERIES SPLITS: 0



## THE LAST TIME THE STORM CHASERS

|   |   |
|---|---|
| THREW A PERFECT GAME  |   |
| THREW A 9-INNING NO-HITTER  | 6/20/1988 vs. Columbus (Luis Aquino, 2-0 win)   |
| THREW A 7-INNING NO-HITTER  | 7/13/1990 @ Iowa [G1] (Gene Walter, 3-0 win)  |
| THREW A COMBINED NO-HITTER  | 4/17/1997 vs. Oklahoma City (Jim Converse and Allen McDill, 2-0 win)  |
| THREW A COMBINED 1-HITTER (9 INNINGS)   | 8/26/2019 vs. Nashville (5-0 Win)   |
| THREW A COMBINED 1-HITTER (7 INNINGS)   | Pitchers: Arnaldo Hernandez (8.0 IP), Gabe Speier (1.0 IP)  |
| THREW A COMBINED 2-HITTER (9 INNINGS)   | 6/12/2022 vs. Lehigh Valley (10-0 Win)  |
| Pitchers: Zack Greinke (5.0 IP), Andrés Núñez (1.0 IP), Marcelo Martínez (2.0 IP) & Brad Peacock (1.0 IP) |   |
| THREW A COMBINED 2-HITTER (7 INNINGS)   | June 7, 2017 vs. Nashville (4-0 Loss)   |
| GOT NO-HIT (9 INNINGS)  | Pitchers: Chris Smith, Sean Doolittle, Tucker Healy and Simon Castro  |
| GOT NO-HIT (LESS THAN 9 INNINGS)  | 6/29/2008 vs. Oklahoma [G1] (Dustin Nippert, 2-0 loss)  |
| GOT 1-HIT   | 8/15/2021 vs. Iowa (10-0 Loss)  |
| GOT 2-HIT   | 8/17/2022 @ Louisville (4-3 Loss)   |
| THREW A COMBINED 9-INNING SHUTOUT   | 8/12/2022 @ Toledo (5-0 Win)  |
| Pitchers: Drew Parrish (6.0 IP), Collin Snider (2.0 IP), Sam Freeman (1.0 IP)                             |   |
| THREW SHUTOUTS IN 3 STRAIGHT GAMES  | 8/7/2018 vs. Salt Lake and 8/9 and 8/10/2018 @ Round Rock (5-0, 9-0, 2-0)                                   |
| THREW BACK-TO-BACK SHUTOUTS   | 8/9 and 8/10/2018 @ Round Rock (9-0 Win & 2-0 Win)  |
| GOT SHUT OUT (9 INNINGS)  | 8/5/2022 vs. St. Paul (5-0 Loss)  |
| GOT SHUT OUT IN BACK-TO-BACK GAMES  | 7/23 and 7/24/2022 vs. Iowa (10-0 Loss, 7-0 Loss)   |
| GOT SHUT OUT IN 3 STRAIGHT GAMES  |   |
| GOT SHUT OUT (LESS THAN 9 INNINGS)  | 5/28, 2022 @ Louisville [G2] (3-0 Loss)   |
| WON 10 GAMES IN A ROW   | June 5 to June 16, 2012   |
| WON 9 GAMES IN A ROW  | May 22 to June 1, 2021  |
| WON 8 GAMES IN A ROW  | May 23 to May 30, 2010  |
| WON 7 GAMES IN A ROW  | July 21 to July 26, 2015  |
| WON 6 GAMES IN A ROW  | August 25 to August 31, 2021  |
| LOST 10 GAMES IN A ROW  | August 6 to August 16, 2006   |
| LOST 8 GAMES IN A ROW   | June 6 to June 14, 2016   |
| LOST 7 GAMES IN A ROW   | April 20 to April 28, 2019  |
| LOST 6 GAMES IN A ROW   | May 4 to May 9, 2018  |
| STRUCK OUT 19+ OPPOSING HITTERS   | 5/6/2021 vs. St. Paul (19)  |
| STRUCK OUT 17+ OPPOSING HITTERS   | 5/6/2021 vs. St. Paul (19)  |
| STRUCK OUT 15+ OPPOSING HITTERS   | 9/22/2022 vs. Iowa (15)   |
| STRUCK OUT 10+ OPPOSING HITTERS   | 4/11/2023 @ Iowa (10)   |
| SCORED 20+ RUNS IN ONE GAME   | 7/4/2022 vs. Toledo (20)  |
| SCORED 15+ RUNS IN ONE GAME   | 7/4/2022 vs. Toledo (20)  |
| SCORED 10+ RUNS IN ONE GAME   | 4/8/2023 vs. Toledo (13)  |
| ALLOWED 20+ RUNS IN ONE GAME  | 9/11/2021 @ St. Paul (21)   |
| ALLOWED 15+ RUNS IN ONE GAME  | 9/11/2023 vs. Indianapolis (19)   |
| ALLOWED 10+ RUNS IN ONE GAME  | 4/1/2023 vs. Indianapolis (12)  |
| HAD 27+ HITS IN ONE GAME  | 7/4/2022 vs. Toledo (27)  |
| HAD 25+ HITS IN ONE GAME  | 7/4/2022 vs. Toledo (27)  |
| HAD 20+ HITS IN ONE GAME  | 7/4/2022 vs. Toledo (27)  |
| HAD 15+ HITS IN ONE GAME  | 4/1/2023 vs. Indianapolis (16)  |
| HAD 10+ HITS IN ONE GAME  | 4/11/2023 @ Iowa (10)   |
| ALLOWED 22+ HITS IN ONE GAME  | 8/2/2019 @ Reno (23)  |
| ALLOWED 20+ HITS IN ONE GAME  | 8/2/2019 @ Reno (23)  |
| ALLOWED 15+ HITS IN ONE GAME  | 9/11/2021 @ St. Paul (17)   |
| ALLOWED 10+ HITS IN ONE GAME  | 4/9/2023 vs. Toledo (13)  |
| WALKED 14+ TIMES IN ONE GAME  | 4/14/2022 vs. Louisville (14)   |
| WALKED 10+ TIMES IN ONE GAME  | 9/22/22 vs. Iowa (12)   |
| WALKED 8+ TIMES IN ONE GAME   | 3/31/2023 @ Indianapolis (9)  |
| ALLOWED 13+ WALKS IN ONE GAME   | 5/8/2007 vs. Sacramento (13)  |
| ALLOWED 10+ WALKS IN ONE GAME   | 9/21/2022 vs. Iowa (11)   |
| ALLOWED 8+ WALKS IN ONE GAME  | 4/6/2023 vs. Toledo (8)   |
| HIT 9+ HOME RUNS IN A GAME  | 7/3/2022 vs. Toledo (9)   |
| HIT 7+ HOME RUNS IN A GAME  | 7/3/2022 vs. Toledo (9)   |
| HIT 5+ HOME RUNS IN A GAME  | 7/3/2022 vs. Toledo (9)   |
| HIT 3+ HOME RUNS IN A GAME  | 4/8/2023 vs. Toledo (4)   |
| ALLOWED 7+ HOME RUNS IN A GAME  | 9/5/2021 vs. Toledo (7)   |
| ALLOWED 5+ HOME RUNS IN A GAME  | 4/27/2022 vs. Toledo (5)  |
| ALLOWED 3+ HOME RUNS IN A GAME  | 4/9/2023 vs. Toledo (3)   |
| HAD 2 PLAYERS HIT 2 HOME RUNS IN A GAME   | Nate Eaton & Roman Quinn, 7/4/2022 vs. Toledo (20-6 win)  |
| HIT BACK-TO-BACK HOME RUNS  | 4/5/2023 vs. Toledo, 6th Inning (7-6 loss)  |
|   | Tyler Gentry (3-run) & Logan Porter (solo)  |
| HIT 3 STRAIGHT HOME RUNS  | 5/21/2021 @ Iowa, 9th Inning (9-8 loss)   |
|   | Anderson Miller (2-run), Sebastian Rivero (solo), Gabriel Cancel (solo)                                     |
| SCORED 10+ RUNS IN AN INNING  | 12 Runs, 2nd Inning – 4/8/2019 @ Memphis (14-3 win)   |
| SCORED 7+ RUNS IN AN INNING   | 7 Runs, 8th Inning – 4/2/2023 @ Indianapolis (8-3 win)  |
| SCORED 5+ RUNS IN AN INNING   | 6 Runs, 3rd Inning – 4/8/2023 vs. Toledo (13-9 win)   |
| SCORED 5+ RUNS IN AN EXTRA INNING   |   |
| ALLOWED 10+ RUNS IN AN INNING   | 10 Runs, 6th Inning – 7/16/2012 vs. Oklahoma City (16-6 loss)   |
| ALLOWED 7+ RUNS IN AN INNING  | 8 Runs, 4th Inning – 9/11/2022 vs. Indianapolis (19-9 loss)   |
| ALLOWED 5+ RUNS IN AN INNING  | 5 Runs, 3rd Inning – 4/11/2023 @ Iowa (9-6 Loss)  |
| ALLOWED 5+ RUNS IN AN EXTRA INNING  |   |
| WON A GAME BY 15+ RUNS  | 14 Runs – 7/4/2023 vs. Toledo (20-6 win)  |
| WON A GAME BY 10+ RUNS  | 11 Runs – 4/1/2023 vs. Indianapolis (12-1 win)  |
| LOST A GAME BY 15+ RUNS   | 16 Runs – 9/11/2022 vs. Indianapolis, (19-3 loss)   |
| LOST A GAME BY 10+ RUNS   | 16 Runs – 9/11/2022 vs. Indianapolis, (19-3 loss)   |
| SCORED 12+ RUNS IN CONSECUTIVE GAMES  | 9/25/2021 and 9/26/2021 vs. Indianapolis (12-3 Win & 17-12 loss)  |
| SCORED 10+ RUNS IN CONSECUTIVE GAMES  | 6/26/2022 vs. Columbus & 6/28/2022 @ St. Paul (17-4 Win, 11-2 win)  |
| SCORED JUST ONE RUN WITHOUT AN RBI  | 5/4/2019 vs. Iowa (6-3 loss)  |
| SCORED MULTIPLE RUNS WITHOUT AN RBI   | 4/30/2018 @ Iowa (10-3 loss)  |
| SCORED MORE RUNS THAT RECORDED HITS   | 4/8/2023 vs. Toledo (13-8 win, 13 R on 12 H)  |
| TURNED 6 DOUBLE PLAYS IN ONE GAME   | 8/25/08 vs. New Orleans   |
| TURNED 5 DOUBLE PLAYS IN ONE GAME   | 4/1/2023 vs. Indianapolis   |
| TURNED 4 DOUBLE PLAYS IN ONE GAME   | 8/24/2022 vs. Scranton/Wilkes-Barre   |
| TURNED 3+ DOUBLE PLAYS IN ONE GAME  | 4/1/2023 vs. Indianapolis (3)   |
| TURNED A TRIPLE PLAY  | 6/3/1992 @ Denver, 1st Inning (3-2 win)   |
| HIT INTO A TRIPLE PLAY  | 5-4-3 (Fielders: Sean Berry to Stu Cole to Jeff Conine   Batter: Jim Tatum)                                 |
|   | 4/17/2015 vs. New Orleans, Cheslor Cuthbert, 1st Inning (5-3 loss)  |
|   | 5-3-4-6-5-3 (Fielders: Derek Dietrich to Justin Bour to Scott Sizemore to Miguel Rojas to Dietrich to Bour) |
| COMMITTED 6 ERRORS  | 5/10/2012 @ Sacramento  |
| COMMITTED 5 ERRORS  | 4/16/2006 @ Memphis   |
| COMMITTED 4 ERRORS  | 6/29/2022 @ St. Paul  |
| COMMITTED 3+ ERRORS   | 4/9/2023 vs. Toledo (3)   |
| EVERY STORM CHASER IN THE STARTING LINEUP HAD A HIT   |   |
| EVERY STORM CHASER IN THE STARTING LINEUP SCORED A RUN  | 4/1/2023 vs. Indianapolis   |
| EVERY STORM CHASER IN THE STARTING LINEUP HAD A HIT AND SCORED A RUN                                      |   |
| LINEUP BATTED AROUND TWICE IN ONE GAME  |   |
| WON ON THE LAST AT-BAT OF THE GAME (WALK-OFF WIN)   | 9/22/2022 vs. Iowa (5-4 Win, 13 innings)  |
| LOST ON THE LAST AT-BAT OF THE GAME (WALK-OFF LOSS)   | 8/17/2022 @ Louisville (4-3 Loss, 9 innings)  |
| PLAYED BACK-TO-BACK EXTRA-INNING GAMES  |   |
| WON BOTH GAMES OF A DOUBLEHEADER  | 8/22/2022 vs. Scranton/Wilkes-Barre (9-4 Win & 12-10 Win)   |
| PITCHED SHUTOUTS IN BOTH GAMES OF A DOUBLEHEADER  |   |
| LOST BOTH GAMES OF A DOUBLEHEADER   |   |

## THE LAST TIME AN OMAHA HITTER...

|  |   |
|--|---|
| HAD 6 HITS IN ONE GAME                           | Matt Diaz, 7/27/2005 @ Portland                                     |
| HAD 5 HITS IN ONE GAME                           | Dairon Blanco, 9/15/2022 @ Columbus                                 |
| HAD 4 HITS IN ONE GAME                           | Freddy Fermin, 4/11/2023 @ Iowa                                     |
| HAD 3 HITS IN ONE GAME                           | CJ Alexander & Freddy Fermin, 4/8/2023 vs. Toledo                   |
| HIT 3 HOME RUNS IN ONE GAME                      | Ryan McBroom, 6/13/2021 @ St. Paul                                  |
| HIT 2 HOME RUNS IN ONE GAME                      | Freddy Fermin, 4/8/2023 @ Toledo                                    |
| HIT 2 TRIPLES IN ONE GAME                        | Angel Franco, 5/6/2016 @ Iowa                                       |
| HIT 4 DOUBLES IN ONE GAME                        | Jordan Parraz, 5/18/2010 @ Las Vegas                                |
| HIT 3 DOUBLES IN ONE GAME                        | Dairon Blanco, 9/15/2022 @ Columbus                                 |
| HIT 2 DOUBLES IN ONE GAME                        | Brewer Hicklen, 9/26/2022 @ St. Paul                                |
| HIT A GRAND SLAM                                 | Brent Rooker, 9/26/2022 @ St. Paul                                  |
| HIT AN INSIDE-THE-PARK HOME RUN                  | Bobby Witt Jr., 9/8/2021 @ St. Paul                                 |
| LED OFF A HOME GAME WITH A HOME RUN              | Drew Waters, 8/3/2022 vs. St. Paul                                  |
| LED OFF A ROAD GAME WITH A HOME RUN              | Drew Waters, 8/16/2022 @ Louisville                                 |
| HIT A PUNCH-HIT HOME RUN                         | Elier Hernández, 5/22/2019 vs. Iowa                                 |
| HIT A WALK-OFF HOME RUN                          | Nate Eaton, 5/31/2022 vs. Indianapolis                              |
| HIT A WALK-OFF GRAND SLAM                        | Jimmy Govern, 5/23/2022 vs. Columbus                                |
| HIT A WALK-OFF PINCH-HIT HOME RUN                | Chad Santos, 8/23/2005 vs. New Orleans                              |
| HIT FOR THE CYCLE                                | Jimmy Paredes, 5/12/2014 vs. New Orleans                            |
| HAD 11 RBI IN ONE GAME                           | Mike Moustakas, 8/30/2010 vs. Round Rock                            |
| HAD 9 RBI IN ONE GAME                            | Brett Eibner, 4/9/2014 vs. Memphis                                  |
| HAD 8 RBI IN ONE GAME                            | Jimmy Paredes, 5/12/2014 vs. New Orleans                            |
| HAD 7 RBI IN ONE GAME                            | Brett Hayes, 4/14/2013 vs. Nashville                                |
| HAD 6 RBI IN ONE GAME                            | Freddy Fermin, 4/8/2023 vs. Toledo                                  |
| HAD 5 RBI IN ONE GAME                            | Jakson Reetz, 4/1/2023 @ Indianapolis                               |
| HAD 4 RBI IN ONE GAME                            | Brent Rooker, 9/26/2022 @ St. Paul                                  |
| SCORED 5 RUNS IN ONE GAME                        | Brett Eibner, 5/12/2014 vs. New Orleans                             |
| SCORED 4 RUNS IN ONE GAME                        | Maikel Garcia, 9/15/2022 @ Columbus                                 |
| SCORED 3 RUNS IN ONE GAME                        | CJ Alexander & Freddy Fermin, 4/8/2023 vs. Toledo                   |
| WALKED 4 TIMES IN ONE GAME                       | MJ Melendez, 8/22/202 vs. Columbus                                  |
| WALKED 3 TIMES IN ONE GAME                       | Maikel Garcia, 4/6/2023 vs. Toledo                                  |
| STOLE 4 BASES IN ONE GAME                        | Jarrod Dyson, 6/10/2013 @ Nashville                                 |
| STOLE 3 BASES IN ONE GAME                        | Drew Waters, 7/27/2022 @ Syracuse                                   |
| STOLE 2 BASES IN ONE GAME                        | Tucker Bradley, 3/31/2023 @ Indianapolis                            |
| STRUCK OUT 5 TIMES IN ONE GAME                   | Drew Waters, 8/10/2022 @ Toledo                                     |
| STRUCK OUT 4 TIMES IN ONE GAME                   | Brewer Hicklen, 9/16/2022 @ Columbus                                |
| STRUCK OUT 3 TIMES IN ONE GAME                   | Tyler Gentry, 4/9/2023 vs. Toledo                                   |
| REACHED BASE 6 TIMES IN ONE GAME                 | Nicky Lopez, 7/27/2018 @ Fresno                                     |
| REACHED BASE 5 TIMES IN ONE GAME                 | Dairon Blanco, 9/15/2022 @ Columbus                                 |
| REACHED BASE 4 TIMES IN ONE GAME                 | Freddy Fermin, 4/11/2023 @ Iowa                                     |
| REACHED BASE IN EVERY TRIP TO THE PLATE (6 PA)   | Brett Eibner, 4/9/2014 vs. Memphis                                  |
| REACHED BASE IN EVERY TRIP TO THE PLATE (5 PA)   | Drew Waters, 7/27/2022 @ Syracuse                                   |
| REACHED BASE IN EVERY TRIP TO THE PLATE (4 PA)   | Freddy Fermin, 4/11/2023 @ Iowa                                     |
| HAD 2 HOME RUNS IN THE SAME INNING               | Brett Eibner: 5th Inning, 5/12/2015 vs. Memphis                     |
| HAD 2 DOUBLES IN THE SAME INNING                 | Clay Dungan: 6th Inning, 6/26/2022 vs. Columbus                     |
| HAD 2 HITS IN THE SAME INNING                    | Samad Taylor and Maikel Garcia: 8th Inning, 4/2/2023 @ Indianapolis |
| REACHED 2 TIMES IN THE SAME INNING               | Samad Taylor and Maikel Garcia: 8th Inning, 4/2/2023 @ Indianapolis |
| SCORED 2 RUNS IN THE SAME INNING                 | Brewer Hicklen: 6th Inning, 8/26/2022 vs. Scranton/WB [G1]          |
| HIT HOME RUNS IN 6 STRAIGHT GAMES                | Steve Sisco, June 13 to June 21, 1998                               |
| HIT HOME RUNS IN 5 STRAIGHT GAMES                | Cory Aldridge, July 27 to August 8, 2009                            |
| HIT HOME RUNS IN 4 STRAIGHT GAMES                | Nick Pratto, August 19 to August 22, 2021                           |
| HIT HOME RUNS IN 3 STRAIGHT GAMES                | Brent Rooker, September 23 to September 26, 2022                    |
| HIT HOME RUNS IN BACK-TO-BACK GAMES              | Freddy Fermin, April 8 vs. Toledo & April 11 @ Iowa, 2023           |
| HIT HOME RUNS IN BOTH GAMES OF A DOUBLEHEADER    | Nick Pratto, 4/7/2022 @ Indianapolis                                |
| HIT HOME RUNS FROM BOTH SIDES OF THE PLATE, GAME | Tim Raines Jr., 8/20/2009 @ Tacoma                                  |
| HIT HOME RUN IN FIRST OMAHA AT-BAT               | Jakson Reetz, 8/28/2022 vs. Scranton/WB [G1]                        |
| HAD 2+ HITS IN 7 STRAIGHT GAMES                  | Johnny Givonetella, August 3 to August 14, 2014                     |
| HAD 2+ HITS IN 6 STRAIGHT GAMES                  | Dairon Blanco, September 10 to September 17, 2022                   |
| HAD 2+ HITS IN 5 STRAIGHT GAMES                  | MJ Melendez, September 25 to October 2, 2021                        |
| HAD A 20+ GAME HITTING STREAK                    | Frank Schwindel, 20 Games: July 22 to August 13, 2018               |
| HAD A 18+ GAME HITTING STREAK                    | Frank Schwindel, 20 Games: July 22 to August 13, 2018               |
| HAD A 16+ GAME HITTING STREAK                    | Frank Schwindel, 20 Games: July 22 to August 13, 2018               |
| HAD A 14+ GAME HITTING STREAK                    | Dairon Blanco, 15 Games: May 15 to July 10, 2022                    |
| HAD A 12+ GAME HITTING STREAK                    | Dairon Blanco, 15 Games: May 15 to July 10, 2022                    |
| HAD A 40+ GAME REACHED BASE STREAK               | Shane Costa, 46 Games: April 14 to August 8, 2007                   |
| HAD A 35+ GAME REACHED BASE STREAK               | Alex Gordon, 39 Games: May 9 to June 9, 2010                        |
| HAD A 30+ GAME REACHED BASE STREAK               | Freddy Fermin, 33 Games: August 3 to September 15, 2022             |
| HAD A 25+ GAME REACHED BASE STREAK               | Freddy Fermin, 33 Games: August 3 to September 15, 2022             |
| HAD A 20+ GAME REACHED BASE STREAK               | Freddy Fermin, 33 Games: August 3 to September 15, 2022             |
| THREW A 1-HITTER (9 INNINGS)                     | Luis Mendoza, 7/18/2011 @ Memphis                                   |
| THREW A 1-HITTER (7 INNINGS)                     |   |
| THREW A 2-HITTER (9 INNINGS)                     | Jeff Suppan, 6/21/2011 @ Nashville                                  |
| THREW A 2-HITTER (7 INNINGS)                     | Arnaldo Hernandez, 7/21/2018 vs. Round Rock [G1]                    |
| THREW A 9-INNING COMPLETE GAME SHUTOUT           | Luis Mendoza, 7/18/2011 @ Memphis                                   |
| THREW A 7-INNING COMPLETE GAME SHUTOUT           | Jake Kalish, 7/2/2018 vs. Nashville [G1]                            |
| THREW A 5-INNING COMPLETE GAME SHUTOUT           | Anthony Lerew, 8/31/2010 vs. Round Rock                             |
| THREW A 9-INNING COMPLETE GAME                   | Arnaldo Hernandez, 8/15/2018 vs. Oklahoma City                      |
| THREW AN 8-INNING COMPLETE GAME                  | John Lannan, 6/16/2016 @ Oklahoma City                              |
| THREW A 7-INNING COMPLETE GAME                   | Austin Cox, 8/28/2022 vs. Scranton/WB [G1]                          |
| THREW A 6-INNING COMPLETE GAME                   | Matt Wright, 8/8/2008 @ Nashville [G2]                              |
| THREW A 5-INNING COMPLETE GAME                   | Trevor Oaks, 8/6/2018 vs. Salt Lake                                 |
| STRUCK OUT 12 IN A GAME                          | Jakob Junis, 5/26/2017 @ Nashville                                  |
| STRUCK OUT 11 IN A GAME                          | John Lamb, 7/9/2014 vs. Iowa  |
| STRUCK OUT 10 IN A GAME                          | Jackson Kowar, 7/3/2021 @ St. Paul                                  |
| WALKED 7 IN A GAME                               | Josh Staumont, 5/24/2017 @ Nashville                                |
| WALKED 6 IN A GAME                               | Drew Parrish, 6/22/2022 vs. Columbus                                |
| WALKED 5 IN A GAME                               | Drew Parrish, 9/16/2022 @ Columbus                                  |
| ALLOWED 6 HOME RUNS IN A GAME                    | Matt Wright, 8/18/2007 vs. Albuquerque                              |
| ALLOWED 4 HOME RUNS IN A GAME                    | Christian Binford, 7/2/2017 vs. Colorado Springs                    |
| ALLOWED 3 HOME RUNS IN A GAME                    | Jake Kalish, 9/24/2021 vs. Indianapolis                             |
| ALLOWED 2 HOME RUNS IN A GAME                    | Daniel Mengden, 9/20/2022 vs. Iowa                                  |
| ALLOWED 1 HOME RUN IN A GAME                     | Mike Mayers, 4/11/2023 @ Iowa                                       |
| THREW 120+ PITCHES IN A GAME                     | Brett Tomko, 5/8/2014 @ Round Rock (127)                            |
| THREW 115+ PITCHES IN A GAME                     | Luke Farrell, 6/8/2017 vs. Nashville (116)                          |
| THREW 110+ PITCHES IN A GAME                     | Christian Binford, 9/3/2017 vs. Iowa (110)                          |
| THREW 100+ PITCHES IN A GAME                     | Austin Cox, 9/22/2022 vs. Iowa (100)                                |
| THREW 95+ PITCHES IN A GAME                      | Austin Cox, 9/22/2022 vs. Iowa (100)                                |
| THREW 90+ PITCHES IN A GAME                      | Jonathan Heasley, 4/7/2023 vs. Toledo (92)                          |
| WON HIS OMAHA DEBUT                              | Alec Marsh, 9/23/2022 vs. Iowa                                      |
| THREW A AN IMMACULATE INNING                     | Anthony Swarzak, 6/3/2021 vs. Iowa                                  |





## MIKE JIRSCHLE WINS 1000TH GAME AS OMAHA MANAGER

**PAPILLION, Neb.** – The Omaha Storm Chasers are excited to congratulate manager **Mike Jirschele** on his 1000th win managing the Triple-A Omaha franchise, as the Storm Chasers beat the Toledo Mud Hens 13-8 Saturday afternoon at Werner Park.

Now in his third stint at the helm of the Omaha Triple-A club, 2023 marks Jirschele's 32nd season with the Royals organization, his 18th as a Minor League manager (all within Kansas City's system) and 15th as the skipper at Triple-A Omaha.

Jirschele first managed the Omaha Royals from 1995 to 1997, a period where he won 216 games over three seasons. After a stint as a Minor League roving instructor for the Kansas City Royals from 1998 to 2002, Jirschele returned to Omaha in 2003 and managed the club again for 11 more seasons through 2013, a season that ended with a Triple-A National Championship. With 995 wins over his first two stints and 14 seasons with the Omaha Royals and Storm Chasers, "Jirsch" returned to Werner Park in 2023 to manage the club and entered the season five wins away from his 1,000th with the organization.

With a season-opening weekend sweep over Indianapolis March 31 – April 2 and a 9-4 win over Toledo on Friday, April 7, Jirschele entered Saturday one win away from the milestone and secured the victory, thanks to a four-homer effort from the Omaha offense.

*"1,000 wins is a really big number at the highest level in our organization. It shows the impact he's had on so many players and his impact on the Kansas City Royals organization itself," said Kansas City Royals Director of Player Development **Mitch Maier**. "When you start looking at the grand scale, the impact is what comes to mind for me – for the organization, direct impact for players who put on the uniform in Kansas City. It's a major impact for the organization and the players at the highest level before reaching the Major Leagues.*

*"I think of Jirsch when I think of loyalty and growing this game. 1,000 wins and all the players that were a part of those teams he managed make you realize how much time and commitment he has given to the game."*

Jirschele's first win in Omaha came as a 36-year-old on Thursday, April 6, 1995, an 8-7 win in 13 innings over the Iowa Cubs at Rosenblatt Stadium. His 500th win with Omaha took place 12 years later, in the second game of a doubleheader on May 15, 2007, a 2-1 win over the Fresno Grizzlies in seven innings at Rosenblatt Stadium.

Having managed three seasons in the Royals organization (1992-1994) prior to leading the Triple-A Omaha club, Jirschele picked up his 1000th overall managerial win on May 23, 2011. That season, he won the Mike Coolbaugh Award for "outstanding baseball work ethic, knowledge of the game and skill in mentoring young players on the field." He is also a four-time recipient of Kansas City's Dick Howser Award (1992, 1994, 2005, 2011), which recognizes outstanding work in player development within the Royals organization.

*"The affect that Jirsch has had in Omaha and throughout professional baseball is vast," said Storm Chasers President **Martie Cordaro** said. "Not only has he positively impacted players and coaches lives, but front office staff and fans as well. Having worked with Jirsch for seven plus seasons, I can tell you that his efforts he has committed to the Royals' organization are unrivaled. His jersey, number 23, is retired in Omaha for many reasons and 1,000 wins is yet another example."*

After making the playoffs with the Omaha Royals in 1995 and 1996, Jirschele returned the club to the postseason in the first year at Werner Park in 2011. In his second stint as Omaha's manager, Jirschele led the team to four division titles, three consecutive trips to the Pacific Coast League Championship Series (2011-2013), two PCL titles (2011, 2013) and the team's first of two Triple-A National Championships (2013).

Jirschele joined the Royals' Major League coaching staff on October 25, 2013 and was named Kansas City's third base coach on May 29, 2014. He spent six seasons in that position through the 2019 season and won the World Series in 2015. Prior to returning to Omaha in 2023, he most recently served as the bench coach under manager **Chris Widger** during the 2022 season with the Northwest Arkansas Naturals (Royals Double-A Affiliate). He spent the 2021 season as Widger's bench coach for the High-A Central champion Quad Cities River Bandits (Royals High-A Affiliate) and served as Special Assistant to the General Manager in 2020.

He began his coaching career in 1990 as a player-coach for Class-A Appleton, then served as a coach the following year in 1991, both seasons under manager **Joe Breeden**. Jirschele began his managerial career in 1992 as the manager of the Gulf Coast League Royals (Royals Rookie Affiliate) and was named GCL Manager of the Year, as he led the team to a 41-18 record and league title. After managing the Midwest League's Rockford Royals (Royals Class-A affiliate) to a playoff appearance in 1993, Jirschele led the Carolina League's Wilmington Blue Rocks (Royals Advanced-A affiliate) to a 94-44 record and Mills Cup Championship in 1994, named Minor League Manager of the Year by The Sporting News, also his first of four seasons as the Dick Howser Award recipient.

Originally selected by the Texas Rangers in the 5th round of the 1977 June Amateur Draft, he played 999 Minor League games over 13-plus seasons in the Rangers and Royals systems, including 23 games for the Omaha Royals between 1988 and 1989. When he was named Omaha's manager in 1995, he became the third former Omaha player (of now six) to go on to manage the club.

The Omaha Storm Chasers will honor the milestone throughout the remainder of the season, including when the team returns home to Werner Park the week of April 18-23 for a series against the Gwinnett Strippers. More details will be released closer to the date.