

OMAHA STORM CHASERS GAME NOTES

vs. MEMPHIS REDBIRDS

RHP Max Castillo (0-5, 5.64 ERA) vs. RHP Jake Woodford (MLB Rehab)

Saturday, June 3, 2023 | Game #54 | Home Game #30

7:05 p.m. CT First Pitch | Werner Park | Papillion, Nebraska

Radio: stormchasers.mixlr.com | TV: Bally Live, MiLB.TV

23-30

29-26



Omaha Storm Chasers | 12356 Ballpark Way, Papillion, Nebraska 68046 | (402) 738-5100 | OmahaStormChasers.com | @OMASTORMCHASERS

UPCOMING SCHEDULE & PROBABLE PITCHERS

UPCOMING GAMES	OPPONENT	TIME (CT)	PROBABLE PITCHERS
Sunday, June 4	MEMPHIS	5:05 p.m. CT	LHP Anthony Veneziano (1-0, 10.13 ERA) vs. LHP Connor Thomas (4-3, 5.55 ERA)
Tuesday, June 6	@ Indianapolis	6:05 p.m. CT	LHP Austin Cox (2-1, 3.38 ERA) @ TBD
Wednesday, June 7	@ Indianapolis	12:35 p.m. CT	RHP Jonathan Heasley (1-5, 7.76 ERA) @ TBD
Thursday, June 7	@ Indianapolis	6:05 p.m. CT	LHP Drew Parrish (2-2, 5.32 ERA) @ TBD

THE MATCHUP

(UNDERLINE = MiLB LEADER) (BOLD = TRIPLE-A LEADER) (ITALICS = TRIPLE-A WORST)

.263 (8TH) < AVG	.253 (16TH)	5.77 (18TH)	ERA > 4.49 (7TH)
296 (11TH) R >	325 (4TH)	1.64 (18TH)	WHIP > 1.51 (8TH)
472 (11TH) H >	483 (4TH)	.282 (20TH)	IP > .276 (18TH)
64 (11TH) HR >	76 (4TH)	469.1 (10TH)	AVG > 499.0 (1ST)
237 (15TH) BB >	280 (4TH)	519 (19TH) <	H 537 (20TH)
452 (5TH) <	K 512 (17TH)	338 (18TH)	R > 285 (8TH)
106 (1ST) <	SB 68 (5TH)	81 (18TH)	HR > 63 (10TH)
.355 (10TH) OBP >	.356 (9TH)	250 (12TH)	BB > 214 (1ST)
.442 (8TH) <	SLG .433 (10TH)	458 (17TH)	K > 484 (12TH)
.797 (8TH) <	OPS .789 (10TH)	1 (12TH)	SHO > 2 (11TH)

ALL-TIME vs. Redbirds (Since 1998)..... **150-177 (.459)**
 Since 2005 in Omaha **55-69 (.444)**
 Since 2005 in Memphis **51-74 (.408)**

2023 vs. Redbirds..... **2-2 (.500)**
 2023 at Werner Park..... **2-2 (.500)**
 2023 at AutoZone Park.....

DATE H/R	SCORE	WIN	LOSS	SAVE
5/30 R	W, 7-6	A. Veneziano	J. Woodford	B. Kriske
5/31 H	L, 9-4	M. McGreevy	A. Cox	-
6/1 H	L, 12-6	D. Hudson	C. Snider	-
6/2 H	W, 10-9 (10)	J. Dipoto	J. Walsh	-
6/3 H				
6/4 H				

From 1998 to 2020, the Storm Chasers and Redbirds played together in the Pacific Coast League and would annually play 16 games against each other, traditionally 8 at each ballpark and were in the same division, with the exception of 2014-2018.

While both teams moved to the International League in 2021, they did not play each other that season and reamatched last April in Memphis and split that series 3-3.

The last time the Redbirds came to Werner Park was July 19-21, and Memphis took 2 of 3 games from Omaha

STORM CHASERS ON THE RISE

6 Omaha players that appear on a Top-30 Royals prospects ranking

PLAYER (POSITION)	MLB PIPELINE	BASEBALL AMERICA
Tyler Gentry (OF)	Royals No. 7	Royals No. 7
Samad Taylor (INF/OF)	Royals No. 20	Royals No. 24
Tucker Bradley (OF)	Royals No. 27	-
Jackson Kowar (RHP)	-	Royals No. 17
Max Castillo (RHP)	-	Royals No. 18

STORM CHASERS PRESS BOX

Game Notes compiled by Nicholas Badders

Credential Requests: nicholasb@omahastormchasers.com

Omaha Storm Chasers gameday information, as well as the 2023 Storm Chasers Media Guide can be found at milb.com/omaha/ballpark/media or by scanning the QR code to the right.



YESTERDAY'S GAME

	1	2	3	4	5	6	7	8	9	10	R	H	E	LO
Memphis	0	0	0	7	0	1	0	0	1	0	9	12	3	10
Omaha	1	0	2	0	6	0	0	0	0	1	10	13	2	8

WIN: Jonah Dipoto (2-0) | LOSS: Jake Walsh (2-1) | SAVE: None

PAPILLION, NEB. - The Omaha Storm Chasers pulled out ahead in the end of a back-and-forth affair, beating the Memphis Redbirds 10-9 in 10 innings Friday at Werner Park, as left fielder **Dairon Blanco** went 3-for-5 with three runs batted in, including the game-winner. Omaha jumped ahead early with a lead in the first as **Nate Eaton** crushed a solo homer down the left field line ... in the third, **Tucker Bradley** and Blanco connected on back-to-back doubles to score a run, then **Tyler Gentry** singled Blanco home for a 3-0 lead. Starting pitcher **Drew Parrish** cruised through three scoreless innings to start, on just 38 pitches, but faced a roadblock in the fourth inning as the first eight Memphis hitters reached base and tagged him for seven runs to knock him out of the game. **Walter Pennington** stranded a pair of inherited runners behind Parrish, then worked a scoreless fifth, giving Omaha momentum to take a lead ... Pennington allowed a run in the sixth, but **Brooks Kriske** behind him stranded a pair of inherited runners and retired seven of the eight he faced, including his first six and a 1-2-3 seventh inning. The Chasers nearly replicated the Redbirds' explosive inning, tallying six runs in the bottom of the fifth to soar ahead, taking advantage of poor Memphis defense and adding timely hits ... after Blanco singled to open the inning and there was one out, seven of the next eight batters reached, beginning with another RBI single from Gentry and an RBI single from **Johan Camargo** ... **Brewer Hicklen** brought in a run on a fielder's choice, then Bradley drew a bases loaded walk and a single from Blanco drove in two, with the third Redbirds error of the inning. With a one-run lead entering the ninth, **Dylan Coleman** came on to get the save after 2.1 scoreless innings from Kriske ... He walked a pair and nearly worked out of trouble, but a one-out throwing error by **Clay Dungan** on ground ball tied the game and 9-9 and force extras, as Omaha couldn't tie the game in the bottom of the ninth. **Jonah Dipoto** took the mound in the 10th and shut down the top of the Memphis order, firing a perfect inning with a pair of strikeouts, on just 14 pitches. Hicklen opened the bottom of the 10th as the placed runner, Dungan walked, then Bradley bunted them both over. With just one out and after singling in the eighth inning for his fourth hit of the day, Blanco stepped to the plate and sent a fly ball deep to right field that scored Hicklen from third, a walk-off sacrifice fly for the 10-9 final, Omaha's first walk-off win of the year.

NOTES AND NUGGETS

THAT'S WHAT SPEED DO

With four steals yesterday, the Chasers have 106 steals in 53 games (average 2.00 SB/game) and have been caught only 22 times for a success rate of 82.81%.
 106 steals are the most of any Triple-A team and 6th of all teams in Minor League Baseball ... the Lynchburg Hillcats lead the minors (140) and Kansas City's Single-A affiliate, the Columbia Fireflies are 2nd in MiLB (118).
 Outfielder **Dairon Blanco** stole two bases yesterday and leads Minor League with 37 steals this season (in 42 tries) ... Blanco stole 22 bases in 19 games in May ... he already has NINE games of 2+ steals this year.
 With 37 steals in Omaha's 53 games played, Blanco is on pace for 103 steals this year ... last year he set the Storm Chasers' (2011-present) record with 45 steals, he will likely challenge for Omaha's (1968-present) single-season record of 75 steals in 1979 set by Germán Barranca ... Blanco's 90 career steals with Omaha are tied for the third-most all-time in franchise history.
Samad Taylor stole one base Sunday and is 2nd on the team behind Blanco with 26 steals (in 31 attempts) and ranks tied 3rd in the league, tied 3rd in Triple-A and is tied 8th in the Minors ... he stole 14 bases in 26 games last month.
 The Chasers have stolen at least one base in 37 of 53 games (70%), with multiple steals in 30 games and SEVEN occasions of 5+ steals.

AYEEEE JOHAN

With 7 games under his belt, infielder **Johan Camargo** has been a welcomed addition to the Storm Chasers lineup, playing all over the field and getting on base constantly.
 Albeit a small sample size, Camargo is slashing .455/.613/.773 (10-for-22) with the Chasers, with 2 home runs, 5 runs batted in, 5 runs scored and 9 walks ... he's reached base in 19 of his 31 plate appearances.
 He's started at each of the four infield positions over his last four games, the only Storm Chaser to play all four infield positions this season.

NATE THE GREAT

Despite a slow season in Kansas City, **Nate Eaton** has made the most of his time with Omaha, across a pair of stints with the Storm Chasers.
 Since being optioned back to Triple-A last week, Eaton has played seven games with Omaha and slashed .257/.419/.607 (10-for-28) with 4 extra-base hits, 4 RBI and 3 walks.
 He has hits in 10 of 13 total games with the Storm Chasers, with 6 multi-hit games and has scored runs in 11 of 13 games with 8 steals in as many tries.

WHITE HOT BLANCO

While he is one of the fastest players in Royals system and International League, **Dairon Blanco** has gotten on base plenty too, as one of the league's best hitters.
 Among qualified international League hitters, Blanco ranks 4th in on-base percentage (.444) and tied 5th in batting average (.333) ... he is 8th among all Triple-A hitters in OBP on top of leading the Minors with 37 steals.
 He has hits in 8 of his last 9 games, including 5 multi-hit games ... last night's 4-hit game was his first this season, his first 3-RBI game as well with the walk-off sacrifice fly.

AT A GLANCE

RECENT (W1)

Last 5 Games	2-3
Last 10 Games	4-6
Last 20 Games	11-9

HOME/AWAY

Home Games	11-18
Away Games	12-12

TIME OF DAY

Night Games	14-20
Day Games	9-10

MONTH

March	1-0
April	9-15
May	12-14
June	1-1
July	
August	
September	

OPPONENT

vs. Columbus	
vs. Gwinnett	1-5
vs. Indianapolis	3-0
vs. Iowa	2-2
vs. Louisville	2-4
vs. Memphis	2-2
vs. Nashville	2-4
vs. Rochester	
vs. Scranton/WB	3-3
vs. St. Paul	2-4
vs. Toledo	6-6

DAY OF THE WEEK

on Monday	
on Tuesday	2-7
on Wednesday	2-7
on Thursday	3-6
on Friday	8-2
on Saturday	3-5
on Sunday	5-3

THIS WEEK'S SERIES

Record	2-2
Batting Average	(.297)
Runs/Per Game	27/6.75
Home Runs	6
ERA	7.78 (32 ER / 37.0 IP)
Strikeouts (K/9)	36 (8.76)
Saves/Opportunities	1/2



QUICK FACTS

Founded	2011 (1969-2010: Omaha Royals)
Colors	Royal Blue, Twister Gold, Blackout Black
League	International League (Since 2021)
Ownership	Alliance Baseball Omaha LLC
General Manager	Laurie Schlender (4th Year)
Home Ballpark (Capacity)	Werner Park (9,023, 6,254 fixed seats)
Dimensions	LF- 310 CF- 402 RF- 315

ROSTER BREAKDOWN

Age 23.....0	Native of Cuba.....1
Age 24.....3	Native of Panama.....1
Age 25.....4	Native of United States.....22
Age 26.....10	Native of Venezuela.....2
Age 27.....5	Acquired by Royals via Free Agency8
Age 28.....1	(International).....1 (Minor League).....5 (Undrafted).....3
Age 29.....2	Acquired by Royals via Trade7
Age 30.....2	Acquired by Royals via First Year Player Draft11
Age 31.....0	(High School).....0 (Rounds 1-5).....2 (2015-17 Drafts).....2
Age 32.....0	(2nd Year/College).....1 (Rounds 6-10).....4 (2018 Draft).....4
Average Age26 Years 162 Days	(3rd Year/College).....7 (Rounds 11-20).....2 (2019 Draft).....4
Median Age26	(4th+ Year/College).....3 (Rounds 21-40).....3 (2020 Draft).....1

PRO-NUN-SEE-AY-SHUNS

PLAYERS

0 SAMAD TAYLOR.....	(suh-mod)
2 RYAN GOINS.....	(GO-ins)
6 CLAY DUNGAN.....	(duhn-ginn)
12 JOHAN CAMARGO.....	(YO-hahn kuh-MAR-go)
16 DAIRON BLANCO.....	(DYE-rone)
17 ANGELO CASTELLANO.....	(kass-tay-AH-noh)
36 DANIEL MENGDEN.....	(MING-den)
41 ANDRÉS NÚÑEZ.....	(ahn-drez NOON-yez)
50 MAX CASTILLO.....	(ca-STEE-yo)
55 JONAH DIPOTO.....	(dih-POH-to)
56 ANTHONY VENEZIANO.....	(va-nee-ee-ah-no)
58 BROOKS KRISKE.....	(KRIS-kee)

COACHES

23 MIKE JIRSCHLE.....	(jursh-LEE)
33 DAVID NOWORYTA.....	(Nova-REE-tah)
52 BIJAN RADEMACHER.....	(bee-ZHON RAH-de-moch-err)

UNIFORM RECORDS

STANDARD UNIFORMS

Blue Vortex Home: 5-10 Road: 0-0	Blue O-Bolt Home: 2-1 Road: 12-13	Powder SC Home: 3-4 Road: 0-0	Powder O Home: 1-0 Road: 0-0
Home White Home: 4-9 Road: 0-0	Road Grey Home: 0-0 Road: 7-7	Blue O-Bolt Home: 2-1 Road: 5-6	Powder Blue Home: 2-4 Road: 0-0

SPECIALTY/THEME NIGHTS

Black O-Bolt Home: 0-2 Road: 0-0	Patriotic Home: 0-0 Road: 0-0	Runzas Home: 0-0 Road: 0-0	Cattlemen Home: 0-0 Road: 0-0	Rockets Home: 0-0 Road: 0-0	Marvel Home: 0-0 Road: 0-0	Throwback Home: 0-0 Road: 0-0
Community Home: 0-2 Road: 0-0	Star Wars Home: 1-0 Road: 0-0	Patriotic Home: 0-1 Road: 0-0	Runzas Home: 0-0 Road: 0-0	Cattlemen Home: 0-0 Road: 0-0	Rockets Home: 0-0 Road: 0-0	Marvel Home: 0-0 Road: 0-0

RECENT TRANSACTIONS

2023 BREAKING ROSTER

Pitchers (15): RHP Max Castillo, LHP Austin Cox, RHP Jonathan Heasley, RHP Jackson Kowar, RHP Brooks Kriske, LHP Marcelo Martinez, RHP Mike Mayers, RHP Andrés Núñez, LHP Drew Parrish, LHP Evan Sisk, RHP Collin Snider, RHP Josh Staumont, LHP Josh Taylor, RHP Ryan Weiss, RHP Nick Wittgren

Catchers (3): Freddy Fermin, Logan Porter, Jakson Reetz

Infielders (6): CJ Alexander, Angelo Castellano, Maikel Garcia, Nick Loftin, Nick Pratto, Samad Taylor


Outfielders (3): Dairon Blanco, Tucker Bradley, Brewer Hicklen

18. 5/3	LHP Austin Cox selected by Kansas City from Omaha	38.	RHP Jackson Kowar recalled by KANSAS CITY from Omaha
19.	RHP Jose Cuas optioned to Omaha	39. 5/17	RHP Mike Mayers selected by KANSAS CITY from Omaha
20. 5/4	LHP Marcelo Martinez played on the Development List	40. 5/19	LHP Anthony Veneziano transferred to Omaha from NW Arkansas (AA)
21.	OF Franmil Reyes optioned to Omaha	41.	RHP Max Castillo recalled by KANSAS CITY from Omaha
22.	INF Clay Dungan activated from the 7-Day Injured List	42. 5/20	RHP Jackson Kowar optioned to Omaha
23.	LHP Austin Cox optioned to Omaha	43.	RHP Ryan Weiss released
24. 5/5	RHP Jonathan Heasley recalled by KANSAS CITY from Omaha	44. 5/22	INF Nicky Lopez returned to KANSAS CITY from rehab assignment to Omaha
25.	OF Nate Eaton recalled by KANSAS CITY from Omaha	45. 5/23	INF Greyson Jenista activated by Omaha
26. 5/6	RHP Daniel Mengden activated from the Development List	46.	INF CJ Alexander placed on the 7-Day Injured List
27. 5/7	LHP Daniel Lynch 's rehab assignment transferred to Omaha	47.	RHP Nick Wittgren selected by KANSAS CITY from Omaha
28.	RHP Jonathan Heasley optioned to Omaha	48.	RHP Max Castillo optioned to Omaha
29.	RHP Max Castillo recalled by KANSAS CITY from Omaha	49. 5/24	OF Nate Eaton optioned to Omaha
30. 5/8	RHP Jose Cuas recalled by KANSAS CITY from Omaha	50. 5/26	OF Drew Waters returned to KANSAS CITY from rehab assignment
31.	RHP James McArthur optioned to Omaha	51. 5/28	LHP Daniel Lynch returned to KANSAS CITY from rehab assignment
32.	OF Franmil Reyes designated for assignment.	52.	INF CJ Alexander activated from the 7-Day Injured List
33. 5/9	OF Drew Waters sent on a rehab assignment to Omaha	53.	INF Greyson Jenista transferred to NW Arkansas (AA) from Omaha
34. 5/12	RHP Brett de Geus assigned to Omaha and placed on the Development List	54. 5/30	RHP Brett de Geus transferred to NW Arkansas (AA) from Omaha
35. 5/16	INF Nicky Lopez sent on a rehab assignment to Omaha	55. 6/1	INF Nick Loftin placed on the 7-Day Injured List
36.	INF Johan Camargo activated from the 7-Day Injured List	56.	LHP Marcelo Martinez activated from the Development List
37.	RHP Max Castillo optioned to Omaha	57. 6/2	RHP Jackson Kowar recalled by KANSAS CITY from Omaha



MANAGER: MIKE JIRSCHLE • #23

- Mike Jirschele returns for his 15th season as Omaha's manager, his 18th season managing in Minor League Baseball and 32nd season overall with the Royals organization, named to the position of Storm Chasers manager on January 13, 2023, after previously managing Triple-A Omaha from 1995-97 and 2003-13.
- Jirschele served on the Kansas City Royals coaching staff as the Third Base Coach from 2014-19 and won the World Series in 2015. Jirschele most recently served as the bench coach under manager Chris Widger during the 2022 season with the Double-A Northwest Arkansas Naturals. He spent the 2021 season as Widger's bench coach for the High-A Central champion Quad Cities River Bandits and served as Special Assistant to the General Manager in 2020.
- In his second stint as Omaha's manager, over 11 years from 2003 to 2013, he led the team to four division titles, three consecutive trips to the Pacific Coast League Championship Series (2011-2013), two PCL titles (2011, 2013) and the team's first of two Triple-A National Championships in 2013.
- He earned the 2011 Mike Coolbaugh Award for *outstanding baseball work ethic, knowledge of the game and skill in mentoring young players on the field* and he is a four-time recipient of the Dick Howser Award (1992, 1994, 2005, 2011), recognizing outstanding work in player development within the Royals organization.
- Prior to his time with Omaha and Kansas City, he served as the Royals Minor League Infield Coordinator for four years, from 1998-2002, and he held managerial positions with Wilmington (1994), Rockford (1993) and the Gulf Coast Royals (1992).
- He appeared 999 games in the Minor Leagues across 13 years, between 1977 and 1990, including 22 games with the Omaha Royals between 1988 and 1989.



PITCHING COACH: DANE JOHNSON • #59

- Dane Johnson enters his fourth year in the Royals organization and as the Storm Chasers pitching coach, after joining Kansas City ahead of the 2020 season. 2023 marks his 24th season coaching overall.
- He previously spent one season in the Miami Marlins organization (2019) as a Pitching Consultant and 19 seasons with the Toronto Blue Jays as a Minor League Pitching Coach from 2000-03, Pitching Coordinator from 2004-14 and Major League Bullpen Coach from 2015-18.
- Prior to entering coaching, spent 15 years as a player, including over 280 games in the Minor Leagues and parts of three seasons in the Majors with the Chicago White Sox (1994), Blue Jays (1996) and Oakland Athletics (1997), also playing two seasons (1990-1991) in the Chinese Professional Baseball League.
- Johnson and his wife, Gina, reside in Palm Harbor, Florida. They have two children: a daughter, Madison (31), and son, Cobi (27).



HITTING COACH: BIJAN RADEMACHER • #52

- Bijan Rademacher (*bi-ZHON RAH-de-moch-err*) joins the Royals as the Omaha Storm Chasers Hitting Coach this year after spending the last two years with the Arizona Diamondbacks as their Minor League Hitting Coordinator (2021) and ACL Hitting Coach (2022).
- Prior to coaching, he spent eight years playing professionally (2012-2019), spanning seven seasons in the Chicago Cubs organization (2012-18) and slashed .280/.361/.402 over 702 career MiLB games, reaching as high as Triple-A. He also played one season in independent baseball (2019) with the New Britain Bees in the Atlantic League, in addition to an offseason in the Mexican Pacific Winter League.
- Over 243 career Triple-A games with the Iowa Cubs, he played 11 games at Werner Park and was a .378 hitter (14-for-37) with one homer and 5 runs batted in while playing in Omaha.
- Rademacher lives in Tempe, Arizona with his wife Melissa.




BENCH COACH: DAVID NOWORYTA • #33 (3RD BASE COACH)

- David Noworyta (*Nova-REE-tah*) enters his second year in the Royals organization and first as Omaha's Bench Coach, after making his coaching debut in 2022 as the Assistant Hitting Coach for the River Bandits Kansas City's High-A affiliate.
- Prior to coaching, he spent four years playing professionally (2018-21), including three minor league seasons in the Detroit Tigers organization (2018-20), and one with the Independent Pioneer League's Billings Mustangs in 2021. Before signing with Detroit in 2018, Noworyta graduated from the University of Hawaii with a bachelor's degree in communications and journalism, and played in parts of three seasons for their baseball team.
- Noworyta attended Holy Cross Academy (N.J.), where he played baseball and basketball, and was selected by the Royals in the 37th round of the 2014 MLB Draft. He resides in Hainesport, N.J. in the offseason.



CERTIFIED ATHLETIC TRAINER: JAMES STONE

- James Stone is entering his fifth season as the Certified Athletic Trainer for the Storm Chasers after serving the previous seven seasons with the Wilmington Blue Rocks (Royals High-A), including the 2015 season, in which he was named Carolina League Athletic Trainer of the Year.
- He joined the Kansas City organization in 2010 as the athletic trainer for the Class-A Burlington Bees. He came to the Royals after spending one season with the Central Valley Coyotes (Fresno, California) in Arena Football 2.
- Stone worked three seasons in the Florida Marlins organization, with stops in Jupiter (2008), Greensboro (2007) and Jamestown (2006), winning New York-Penn League Trainer of the Year honors in 2006.
- He was the Strength and Conditioning Coach for the Baltimore Orioles Class-A affiliate, the Delmarva Shorebirds, in 2005.
- Stone graduated with a bachelor's of science in kinesiology from Cal State-Northridge. He resides in Simi Valley, California with his dog, Ozzie.




TONY MEDINA
MINOR LEAGUE/LATIN AMERICA
MEDICAL COORDINATOR



STRENGTH & CONDITIONING COACH: YANNICK PLANTE

- Yannick Plante is entering his third season as the Strength & Conditioning Coach for the Storm Chasers, after being slated to serve in that role with Northwest Arkansas in 2020.
- He began with the Kansas City Organization in 2019 as the athletic trainer for the Burlington Royals (Advanced Rookie, Appalachian League). He was then a staff member of the Surprise Saguaros of the Arizona Fall League in the fall of 2019.
- Plante has a master's degree in kinesiology from the University of Calgary and a bachelor's degree in human kinetics with specialization in biophysics from the University of Ottawa. He currently lives in Ottawa, Ontario.



BEN NICHOLAS
PLAYER DEVELOPMENT TRAINEE



JEREMY OWENS
PLAYER DEVELOPMENT TRAINEE



TODAY'S STARTING PITCHER

STORM CHASERS VS. REDBIRDS | JUNE 3, 2023



Max Castillo - Pitching - Stat Splits - 2023 - Regular Season (Triple-A Only)

Split	Team	W	L	ERA	G	GS	CG	SHO	SV	IP	H	R	ER	HR	HB	BB	IBB	SO	WHIP	AVG	AB	WP	BK	GIDP	TBF	NP-S
Home Games	OMA	0	4	7.58	4	4	0	0	0	19.0	27	20	16	5	0	9	0	8	1.89	.338	80	0	0	3	91	334 - 207
Away Games	OMA	0	1	2.38	2	2	0	0	0	11.1	11	3	3	1	0	1	0	5	1.06	.256	43	0	0	0	44	154 - 105
Day Games	OMA	0	2	7.45	2	2	0	0	0	9.2	15	9	8	3	0	4	0	4	1.97	.349	43	0	0	1	48	185 - 115
Night Games	OMA	0	3	4.79	4	4	0	0	0	20.2	23	14	11	3	0	6	0	9	1.40	.288	80	0	0	2	87	303 - 197
On Grass	OMA	0	5	5.64	6	6	0	0	0	30.1	38	23	19	6	0	10	0	13	1.58	.309	123	0	0	3	135	488 - 312
April	OMA	0	4	6.16	4	4	0	0	0	19.0	28	17	13	5	0	7	0	6	1.84	.341	82	0	0	3	90	328 - 211
May	OMA	0	1	4.76	2	2	0	0	0	11.1	10	6	6	1	0	3	0	7	1.15	.244	41	0	0	0	45	160 - 101
On Tuesdays	OMA	0	2	8.38	2	2	0	0	0	9.2	12	9	9	2	0	5	0	5	1.76	.316	38	0	0	1	44	165 - 101
On Wednesdays	OMA	0	1	3.38	1	1	0	0	0	5.1	7	2	2	1	0	1	0	1	1.50	.318	22	0	0	0	23	85 - 59
On Thursdays	OMA	0	1	7.20	1	1	0	0	0	5.0	6	7	4	1	0	3	0	2	1.80	.316	19	0	0	1	23	75 - 46
On Sundays	OMA	0	1	3.48	2	2	0	0	0	10.1	13	5	4	2	0	1	0	5	1.35	.295	44	0	0	1	45	163 - 106
In games following a win	OMA	0	3	7.71	3	3	0	0	0	14.0	21	13	12	4	0	6	0	6	1.93	.344	61	0	0	2	68	259 - 161
In games following a loss	OMA	0	2	3.86	3	3	0	0	0	16.1	17	10	7	2	0	4	0	7	1.29	.274	62	0	0	1	67	229 - 151
Starter	OMA	0	5	5.64	6	6	0	0	0	30.1	38	23	19	6	0	10	0	13	1.58	.309	123	0	0	3	135	488 - 312

Max Castillo - Opposing Hitting - Stat Splits - 2023 - Regular Season (Triple-A Only)

Split	Team	AVG	G	AB	R	H	2B	3B	HR	RBI	BB	IBB	SO	SB	CS	OBP	SLG	OPS	HBP	SAC	SF	GIDP
vs Left	OMA	.204	6	54	11	2	1	3	13	4	0	5				.254	.444	.698	0	1	1	1
vs Right	OMA	.391	6	69	27	7	0	3	9	6	0	8				.440	.623	1.063	0	0	0	2
Team is ahead	OMA	.385	4	26	10	2	1	1	6	2	0	4				.429	.654	1.083	0	0	0	0
Team is behind	OMA	.405	5	42	17	3	0	4	12	3	0	1				.435	.762	1.197	0	1	1	1
Score is tied	OMA	.200	6	55	11	4	0	1	4	5	0	8				.267	.327	.594	0	0	0	2
Batting First	OMA	.176	6	17	3	1	0	1	4	0	0	0				.176	.412	.588	0	1	0	0
Batting Second	OMA	.235	6	17	4	2	0	0	1	1	0	3				.278	.353	.631	0	0	0	0
Batting Third	OMA	.385	6	13	5	1	0	1	4	3	0	1				.471	.692	1.163	0	0	1	0
Batting Fourth	OMA	.333	6	15	5	1	0	1	3	1	0	2				.375	.600	.975	0	0	0	1
Batting Fifth	OMA	.333	6	15	5	1	1	2	6	1	0	2				.375	.933	1.308	0	0	0	0
Batting Sixth	OMA	.364	6	11	4	1	0	0	1	3	0	0				.500	.455	.955	0	0	0	0
Batting Seventh	OMA	.167	6	12	2	0	0	0	1	0	0	2				.167	.167	.334	0	0	0	1
Batting Eighth	OMA	.273	6	11	3	1	0	1	1	1	0	0				.333	.636	.969	0	0	0	1
Batting Ninth	OMA	.583	6	12	7	1	0	0	1	0	0	3				.583	.667	1.250	0	0	0	0
Leading Off	OMA	.344	6	32	11	2	0	2	2	1	0	3				.364	.594	.958	0	0	0	0
First Inning	OMA	.190	6	21	1	4	1	0	0	1	2	0	2	0	1	.261	.238	.499	0	0	0	1
Second Inning	OMA	.182	6	22	0	4	1	0	0	0	0	0	4	0	0	.182	.227	.409	0	0	0	0
Third Inning	OMA	.292	6	24	2	7	3	0	0	2	1	0	2	0	0	.320	.417	.737	0	0	0	0
Fourth Inning	OMA	.360	6	25	8	9	2	1	2	8	5	0	1	1	0	.467	.760	1.227	0	0	0	2
Fifth Inning	OMA	.478	6	23	9	11	1	0	2	9	1	0	3	2	0	.480	.783	1.263	0	1	1	0
Sixth Inning	OMA	.375	3	8	3	3	1	0	2	2	1	0	1	0	0	.444	1.250	1.694	0	0	0	0
Bases Empty	OMA	.288	6	73	21	6	0	4	4	5	0	8				.333	.534	.867	0	0	0	0
Runner at 1st	OMA	.412	6	17	7	2	0	0	2	3	0	2				.500	.529	1.029	0	0	0	1
Runner at 2nd	OMA	.286	4	14	4	1	0	1	5	1	0	1				.333	.571	.904	0	0	0	0
Runner at 3rd	OMA	.333	2	6	2	0	0	1	3	0	0	2				.333	.833	1.166	0	0	0	0
Runners at 1st & 2nd	OMA	.125	6	8	1	0	0	0	1	1	0	0				.222	.125	.347	0	1	0	2
Runners at 1st & 3rd	OMA	.000	1	0	0	0	0	0	0	0	0	0				.000	.000	.000	0	0	0	0
Runners at 2nd & 3rd	OMA	.500	4	4	2	0	0	0	4	0	0	0				.400	.500	.900	0	0	1	0
Bases Loaded	OMA	1.000	1	1	1	0	1	0	3	0	0	0				1.000	3.000	4.000	0	0	0	0
Runners On	OMA	.340	6	50	17	3	1	2	18	5	0	5				.393	.560	.953	0	1	1	3
Scoring Position	OMA	.303	6	33	10	1	1	2	16	2	0	3				.333	.576	.909	0	1	1	2
No Outs	OMA	.327	6	49	16	3	1	3	8	3	0	6				.365	.612	.977	0	1	0	0
One Out	OMA	.282	6	39	11	4	0	1	5	3	0	3				.326	.462	.788	0	0	1	3
Two Outs	OMA	.314	6	35	11	2	0	2	9	4	0	4				.385	.543	.928	0	0	0	0
Ahead in Count	OMA	.286	6	35	10	1	0	2	6	0	0	4				.286	.486	.772	0	0	0	1
Behind in Count	OMA	.235	6	34	8	4	0	1	3	10	0	6				.400	.441	.841	0	0	1	0
0-0 Count	OMA	.375	6	24	9	1	1	1	9	0	0	0				.375	.625	1.000	0	0	0	1
0-1 Count	OMA	.500	6	14	7	0	0	1	5	0	0	0				.500	.714	1.214	0	0	0	1
0-2 Count	OMA	.125	6	8	1	0	0	0	0	0	0	2				.125	.125	.250	0	0	0	0
1-0 Count	OMA	.182	6	11	2	0	0	0	0	0	0	0				.182	.182	.364	0	0	0	0
1-1 Count	OMA	.700	6	10	7	2	0	1	3	0	0	0				.700	1.200	1.900	0	1	0	0
1-2 Count	OMA	.154	6	13	2	1	0	1	1	0	0	2				.154	.462	.616	0	0	0	0
2-0 Count	OMA	.000	6	4	0	0	0	0	0	0	0	0				.000	.000	.000	0	0	0	0
2-1 Count	OMA	.333	6	3	1	1	0	0	1	0	0	0				.250	.667	.917	0	0	1	0
2-2 Count	OMA	.200	6	20	4	1	0	1	1	0	0	3				.200	.400	.600	0	0	0	1
3-0 Count	OMA	.000	4	0	0	0	0	0	0	1	0	0				1.000	.000	1.000	0	0	0	0
3-1 Count	OMA	.000	6	1	0	0	0	0	0	4	0	0				.800	.000	.800	0	0	0	0
3-2 Count	OMA	.333	6	15	5	3	0	1	2	5	0	6				.500	.733	1.233	0	0	0	0
Pitcher	OMA	.309	6	123	38	9	1	6	22	10	0	13				.358	.545	.903	0	1	1	3



#50 MAX CASTILLO

RIGHT-HANDED PITCHER

BORN: May 4, 1999 in Caracas, Venezuela (Age 24)
HOMETOWN: Caracas, Venezuela
RESIDES: Caracas, Venezuela
HEIGHT/WEIGHT: 6'2" / 285 LBS
TRADED: August 2, 2022 - from Toronto with Samad Taylor to Kansas City in exchange for Whit Merrifield.
SIGNED: September 25, 2015 - International Free Agent (Toronto)
MLB SERVICE TIME: 56 Days
SEASON WITH STORM CHASERS: 2nd Season

SCOUTING REPORT (4SFB, CH, SL)

FASTBALL: Sits 90-92 mph, averages 91.2 ... Last appearance: Threw it 45% of the time (34/76 pitches), season usage: 55%
CHANGEUP: Sits 84-87 mph, averages 95.7 ... Last appearance: Threw it 30% of the time (23/76 pitches), season usage: 25%
SLIDER: Sits 81-85 mph, averages 82.8 ... Last appearance: Threw it 25% of the time (19/76 pitches), season usage: 2%

LAST OUTING: SUNDAY, MAY 28 @ ST. PAUL

In his first start back with Omaha since returning from Kansas City, threw his first quality start in nearly a year (last: June 3, 2022 @ Rochester, 1 ER in 6.1 IP with Buffalo) ... retired his first and last six hitters of the game, with 1-2-3 innings in the 1st, 2nd, 4th and 6th ... lone run was allowed in the 3rd inning, Andrew Stevenson had the third of three singles in the inning to drive in a run ... outside of the 3rd, held the Saints to a 5th inning single, no other baserunners ... exited with a 6-1 lead, but St. Paul scored 9 in the 7th off of Omaha's bullpen to win the 10-6.

2023 SEASON (0-6 IN GAMES CASTILLO STARTS)

- Has the lowest swinging strike % (7.8%) of any Omaha pitcher (min. 20.0 IP), also the lowest K/9 (3.86)
Appeared in 4 Cactus League games for the Royals and went 2-0 with a 1.12 ERA (7 ER in 5.2 IP) and 7 K.
Opted to Omaha (AAA) on March 22 and opened the season with the Storm Chasers, went 0-5 over five starts.
Recalled by Kansas City on May 7 and pitched in 4 games out of the bullpen for the Royals across two stints ... was twice the "bulk" pitcher behind an opener ... optioned May 16 recalled May 19 without pitching for Omaha, optioned again May 23.
Started twice in home-opening vs. Toledo (4/4 and 4/9) ... allowed 4 runs over 4.1 innings in both starts.
Was supposed to start 4/15 @ Iowa and then 4/16 @ Iowa (G1), but neither game was played due to inclement weather, his turn in the rotation was skipped and didn't pitch again until 4/20 vs. Gwinnett.
In his last two starts with Omaha before being recalled, pitched into the sixth inning (4/26 @ Nashville, 5/2 vs. Louisville)
In his 1st appearance in the Majors this season on May 8 vs. the White Sox, recorded the final 8 outs of the Royals 12-5 win, allowing 1 run on 2 hits and 2 walks ... served as the bulk pitcher behind Josh Taylor May 12 @ Milwaukee, allowed 2 runs in 4.1 innings.
Threw 2.1 hitless and scoreless frames Monday May 15 @ San Diego, struck out three and walked just one.

CAREER NOTES

- Began the 2022 season in the Toronto Blue Jays organization and made 20 appearances (11 in the Minor Leagues and 9 in the big leagues) before being acquired by Kansas City in a trade on August 2 with Samad Taylor in exchange for Whit Merrifield ... had three stints with the Royals: August 18-20, September 4-7 and September 25 through the end of the season.
Started the year back in New Hampshire (AA), where he posted a 3-1 record with a 3.10 ERA (10 ER in 29.0 IP) before earning a promotion on May 15 to Buffalo (AAA), where his success carried over into a 2-0 record and a 0.66 ERA (2 ER in 27.1 IP) over five games (three starts).
Made his MLB debut on June 19 vs. the Yankees, pitching in relief and allowing two runs on two hits over 1.0 inning of work.
After being traded to Kansas City minutes before the Trade Deadline from Toronto, was assigned to Omaha (AAA) and appeared in two games before being recalled to make his Royals debut on August 18 @ Tampa Bay.
Pitched to a 2.97 ERA (10 ER in 30.1 IP) in his first 11 MLB games (4 starts), including two starts with the Royals where he allowed just 3 R in 9.2 IP ... but in his final three outings (two starts) of the year, allowed 16 R on 15 H in 9.0 IP, raising his ERA from 2.97 to 5.95.
Across three stints with Omaha, pitched in seven games (six starts) with 22 strikeouts in 21.1 innings.
Spent the entire season with the New Hampshire Fisher Cats (AA), appearing in 21 games (20 starts) while going 11-4 with a 4.85 ERA (55 ER in 102.0 IP) and 89 strikeouts ... 2021 marked his third consecutive season with double-digit wins and triple-digit innings.
Led all Double-A pitchers with 11 wins, while third in the league in innings pitched and tied fourth in starts ... among qualified pitchers in the Double-A Northeast league, was fourth in opponents' average (.265), fifth in ERA and fifth in WHIP (1.38).
Spent his first year of full-season ball with the Lansing Lugnuts (A), making 28 appearances (22 starts) with a 10-5 record and 4.52 ERA (66 ER in 131.1 IP) ... ranked tied third in the Midwest League in wins, seventh in innings pitched and tied ninth in strikeouts ... among Blue Jays farmhands, ranked sixth in strikeouts and tied seventh in wins.
Set career highs in innings (131.1) and strikeouts (115) en route to being named a Midwest League Midseason All-Star, pitched 1.0 scoreless inning with two strikeouts in the Midwest League All-Star Game on June 19 at Lansing's home field Cooley Law School Stadium.
Made three straight scoreless starts on June 15 vs. South Bend (CHC), June 23 vs. Great Lakes (LAD) and June 28 @ Great Lakes, a span in which he allowed just 10 hits and five walks while striking out 14 ... those three starts represent a large chunk of the longest scoreless streak of his career, 20.1 scoreless innings between June 15 and July 3.
Spent the entire season with the Bluefield Blue Jays (R) in the Appalachian League, going a perfect 6-0 across 10 starts with a 3.80 ERA (20 ER in 47.1 IP) ... struck out 52 batters while walking only 7, producing the highest SO/9 of his career (9.89).
Pitched 5.0 innings in 7 of his 10 starts, including three scoreless outings.
Split his first professional season between Toronto's Rookie affiliates in the Dominican Summer League and Gulf Coast League, making 13 combined appearances (12 starts) while pitching to a 4.14 ERA (23 ER in 50.0 IP) and a 1.22 WHIP.
Was transferred from the DSL Blue Jays to the GCL Blue Jays less than a month into the season, on June 24, after four outings in the DSL where he never allowed more than one run in a game.

SEASON / CAREER HIGHS

Table with columns for SEASON and CAREER, listing various pitching metrics like Innings Pitched, Hits Allowed, Runs Allowed, etc.

2023 RUN SUPPORT (OMAHA STARTS ONLY)

Table showing runs scored by inning (0-10+) for the 2023 season.

2023 GAME-BY-GAME

Table showing game-by-game performance with columns for DATE, OPPONENT, RES, LEFT GAME, DEC, IP, H, R, ER, HR, HB, BB, SO, BF, NP-S.

(Q) Indicates Quality Start

* Indicates Relief Appearance

INDICATES GAME WITH KANSAS CITY

2023 BATTED BALL STATISTICS (TRIPLE-A ONLY)

Table with columns for BABIP, GB/FB, LD%, GB%, FB%, IFFB%, HR/FB, Pull%, Cent%, Opp%, SwStr%

VS. MEMPHIS IN 2023

Table with columns for W, L, ERA, G, GS, CG, SHO, GF, HLD, SV, SVO, IP, H, R, ER, HR, HB, BB, IBB, SO, WHIP, AVG

VS. MEMPHIS HITTERS IN 2023

Table with columns for PLAYER, AVG, AB, H, 2B, 3B, HR, RBI, BB, SO, and another set of the same columns.

CAREER PITCHING

Large table showing career pitching statistics across various teams and leagues, including columns for W, L, ERA, G, GS, CG, SHO, SV, SVO, IP, H, R, ER, HR, HB, BB, IBB, SO, WHIP, AVG, AB, WP, BK, GDP, TBF, NP-S.



PLAYER

QUICK NOTES

CAREER HIGHS

50 MAX CASTILLO

RHP • R/R • 6'2" • 285 lbs • 5/4/1999 (23)
Traded from Toronto — 8/2/2022
Born/Resides: Caracas, Venezuela

57 DYLAN COLEMAN

RHP • R/R • 6'5" • 235 lbs • 9/16/1996 (26)
Traded from San Diego — 11/5/2020
Born: Potosi, Missouri • Resides: Mineral Point, Missouri

31 AUSTIN COX

LHP • L/L • 6'4" • 235 lbs • 3/28/1997 (26)
2018 MLB Draft — Round 5 (Mercer)
Born: Macon, Georgia • Resides: Kansas City, Missouri

55 JONAH DIPOTO

RHP • R/R • 6'1" • 225 lbs • 9/3/1996 (26)
2019 MLB Draft — Round 35 (UC San Diego)
Born: Queens, N.Y. • Resides: San Diego, Calif.

60 JONATHAN HEASLEY

RHP • R/R • 6'3" • 235 lbs • 1/27/1997 (26)
2018 MLB Draft — Round 13 (Oklahoma State)
Born: Plano, Texas • Resides: Dallas, Texas

58 BROOKS KRISKE

RHP • R/R • 6'3" • 210 lbs • 2/3/1994 (29)
Signed 12/14/2022 as a Minor League Free Agent
Born/Resides: Scottsdale, Arizona

46 MARCELO MARTINEZ

LHP • L/L • 6'2" • 190 lbs • 8/10/1996 (26)
Signed 3/7/2018 as an International Free Agent
Born/Resides: Reynosa, Mexico

48 JAMES McARTHUR

RHP • R/R • 6'7" • 230 lbs • 12/11/1996 (26)
Traded from Philadelphia — 8/2/2023
Born/Resides: New Braunfels, Texas

36 DANIEL MENGDEN

RHP • R/R • 6'1" • 215 lbs • 2/19/1993 (30)
Signed 3/29/2023 as a Minor League Free Agent
Born/Resides: Houston, Texas

41 ANDRÉS NUÑEZ

RHP • R/R • 6'4" • 265 lbs • 9/20/1995 (27)
2018 MLB Draft — Round 29 (Florida International)
Born/Resides: Southwest Ranches, Florida

53 DREW PARRISH

LHP • L/L • 5'11" • 1195 lbs • 2/8/1997 (25)
2019 MLB Draft — Round 8 (Florida State)
Born: Cape Canaveral, Fla. • Resides: Tallahassee, Fla.

40 WALTER PENNINGTON

LHP • L/L • 6'2" • 205 lbs • 4/14/1998 (25)
Signed 8/19/2020 as an Undrafted Free Agent (Coca-Cola School of Mines)
Born: Englewood, Colo. • Resides: Broomfield, Colo.

47 EVAN SISK

LHP • L/L • 6'2" • 195 lbs • 4/23/1997 (26)
Traded from Minnesota — 1/24/2023
Born: Pineville, N.C. • Resides: Chester, S.C.

43 COLLIN SNIDER

RHP • R/R • 6'4" • 205 • 10/10/1995 (27)
2017 MLB Draft — Round 12 (Vanderbilt)
Born/Resides: Murfreesboro, Tennessee

56 ANTHONY VENEZIANO

LHP • L/L • 6'6" • 200 • 9/1/1997 (25)
2019 MLB Draft — Round 10 (Coastal Carolina)
Born/Resides: Hackettstown, New Jersey

Ranked by Baseball America as the No. 18 Royals prospect

2023: Appeared in 4 Cactus League games for the Royals and went 2-0 with a 11.12 ERA (7 ER in 5.2 IP) and 7 K ... opened the season with Omaha and went 0-5 with a 6.66 ERA cross 5 starts, was recalled by KC on 5/7 and pitched in 3 games, allowed 3 ER in 9.0 IP (2.89 ERA), optioned to Omaha on 5/16.
2022: Began the 2022 season in the Blue Jays organization and made 20 appearances (11 in MLB and 9 in MLB) before being traded to Kansas City on 8/2 with Samad Taylor in exchange for Whit Merrifield ... had three starts with the Royals ... in three starts with Omaha, pitched in 7 games (6 starts) with 22 strikeouts in 21.1 innings.
2021: Spent the entire season with New Hampshire (AA), appearing in 21 games (20 starts) while going 11-4 with a 4.85 ERA (55 ER in 102.0 IP) and 89 strikeouts.

4SFB (90-92), CH, SL | CONSECUTIVE BATTERS RETIRED: 6 (5/28) | SCORELESS STREAK: 3.2 IP (5/28)

2023: Made his second consecutive Opening Day Roster with the Royals, allowed 10 ER in 5.0 IP (18.00 ERA) with 7 H, 7 BB & 5 K ... has allowed 3 ER in 13.0 IP (2.08 ERA) with Omaha ... optioned to Omaha on 4/14, appeared in his first game 5/2 vs. LOU ... 24 of 39 outs he's recorded with Omaha this year are strikeouts (11 on 4SFB & 14 on Sweeper). 16.22 K/9 (23 K in 13.0 IP) ranks 2nd in the organization among Royals minor league arms (min 10.0 IP).
2022: Spent nearly the entire season in Kansas City, pitching in 68 games for the Royals with a 5-2 record and 2.78 (2.78 ER in 68.0 IP) and 71 strikeouts ... 2nd-most appearances among rookie relievers, 4th in ERA, and 9th in strikeouts ... did not allow a HR over the final 26.0 innings of the season ... pitched 1 game for Omaha on May 24.
2021: Opened the season in New Arkansas (AA) and assigned to Omaha on 7/8 ... earned his first MLB call-up on 9/20 and pitched in 5 games for Kansas City with 7 K in 6.1 IP.

4SFB (95-97), SW, SL | CONSECUTIVE BATTERS RETIRED: 1 (6/2) | SCORELESS STREAK: 0.1 IP (6/2)

2023: As a non-roster invitee, appeared in 4 Cactus League games for the Royals and went 0-1 with a 2.08 ERA (1 ER in 4.1 IP) and 8 K ... 2 of 4 starts were scoreless (4/1 @ IND and 4/27 @ NAS) ... contract selected by Kansas City on 5/3, threw 2.0 scoreless innings in MLB Debut vs. BAL 5/4, optioned 5/5.
2022: Spent the entire season with Omaha and made 29 appearances (24 starts) for the Storm Chasers, going 7-7 with his first career save ... maintained a 4.21 ERA (69 ER in 147.1 IP) with a career-high 105 strikeouts ... 147.1 IP ranked 1st among all Royals farmhands, while 24 starts ranked 4th, 7 W ranked tied 4th and 105 K was 6th.
2021: Joined NW Arkansas (AA) at the end of May, made his 2021 debut 5/26 and remained with the Naturals through the end of the postseason in 5 Double-A starts.

4SFB (90-92), CH, CB, CUT, SL | CONSECUTIVE BATTERS RETIRED: 0 | SCORELESS STREAK: 0.1 IP (5/31)

2023: For the 2nd straight year, made his spring debut with a scoreless Cactus League inning against his dad's Seattle Mariners, on 2/26 ... opened the regular season with NW Arkansas (AA) and pitched 10.1 scoreless innings with 1 ER and 13 K across 7 relief outings ... assigned to Omaha (AAA) on 5/3, made his Triple-A debut 5/4, struck out 2 and allowed 2 unearned runs ... has not allowed an earned run in 6 of 9 outings.
2022: Pitched a scoreless Cactus League inning with a strikeout on 3/29 against his dad's Seattle Mariners ... spent the entire season with NW Arkansas (AA) and led the Naturals with 42 games pitched ... 11.87 K/9 ranked second among Royals minor leaguers (min. 60.0 IP) ... 212 opponents' batting average and 28.1% K% ranked 3rd.
MISC: Full name is Jonah Seaver Dipoto, after Tom Seaver ... father Jerry Dipoto is currently the President of Baseball Operations for the Seattle Mariners, formerly their GM.

SNK (92-94), SL, CB | CONSECUTIVE BATTERS RETIRED: 4 (5/31 to 6/2) | SCORELESS STREAK: 1.1 IP (5/31 to 6/2)

2023: Appeared in 4 Cactus League games for the Royals (2 starts) and went 0-1 with a 17.36 ERA (18 ER in 9.1 IP) and 7 K ... 2 of 4 first starts were quality starts, 4/7 vs. TOL and 4/19 vs. GWN ... called up 5/5 and threw 2.2 IP on 5/5 vs. OAK with 4 H & 2 ER, optioned back Omaha on 5/7.
2022: Split the season between KC and Omaha, making 21 starts over four stints with the Royals, plus nine starts with the Chasers ... 21 MLB starts ranked 7th among Major League rosters ... opened the year in Triple-A, made six starts before his first call-up to KC on 5/12 ... across all nine outings with Omaha, struck out 45 in 39.1 innings (10.3 K/9).
2021: Named Kansas City's Double-A Pitcher of the Year with NW Arkansas (AA) and spent much of the season with the Naturals before making his MLB debut with Kansas City on 9/17 and finishing the year with the Royals ... in 22 appearances (21 starts) with NWA, went 7-3 with a 3.33 ERA (39 ER in 105.1 IP) and 120 strikeouts (10.3 K/9).

4SFB (92-94), CB, SL, CH, SNK | CONSECUTIVE BATTERS RETIRED: 6 (6/1) | SCORELESS STREAK: 2.0 IP (6/1)

2023: 10 of 20 appearances with Omaha have been scoreless, including a perfect 1.2 innings on 5/11 @ SWB ... 15.49 K/9 (39 K in 22.2 IP) ranks 2nd in the organization among Royals minor league pitchers with at least 0.1 IP ... 30 strikeouts on the splitter is the most of any Chasers pitcher with one pitch.
2022: Signed with the Yokohama DeNA BayStars of Nippon Professional Baseball (NPB) on December 8, 2021 and pitched in 32 games, going 1-3 with two saves, a 3.25 ERA (13 ER in 36.0 IP) and 56 strikeouts (10.3 K/9) between Japan's Central League (equivalent to Major League Baseball) and Eastern League (Japan's Minor League).
2020-21: Pitched 10 games for the Major League between New York (AL) and Baltimore, with a 2-1 record and 14.40 ERA (24 ER in 15.0 IP) and 19 strikeouts ... pitched a scoreless ninth inning to finish the game his Major League debut on July 29 @ Baltimore.

4SFB (93-95), SPL, SL | CONSECUTIVE BATTERS RETIRED: 1 (6/2) | SCORELESS STREAK: 3.0 IP (6/2)

2023: Retired 6 straight to end his outing 4/11 @ LOU, first 3 in next outing 4/22 vs. GWN ... first five games this year were all in relief, at least 2.0 IP each ... threw 5.0 innings in a spot start 5/3 vs. LOU, placed on the development list 5/4 and activated 6/1.
2022: Spent the majority of the season with Omaha, appearing in 27 games with the Storm Chasers but also made three starts with NW Arkansas (AA) in a stint from 5/3-21 ... Made 15 starts with the Chasers, while making 12 relief appearances as well, with a season-high five straight starts between 6/19 and 7/13 ... 9 of his 11 relief appearances with Omaha were 2.0 innings or longer, including 4.0 scoreless frames on 7/22 vs. LOU.
2021: Began the season with NW Arkansas (AA), promoted to Omaha on 6/15, where he pitched for the remainder of the season ... ranked 4th in the system with 117 K.

4SFB (85-89), SL, CH | CONSECUTIVE BATTERS RETIRED: 3 (6/1) | SCORELESS STREAK: 1.1 IP (6/1)

2023: Traded by the Phillies to the Royals on 5/8 in exchange for OF Junior Marin and cash ... made 5 appearances (4 starts) with Lehigh Valley (AAA) and went 0-2 with a 7.31 ERA (13 ER in 16.0 IP) with 15 strikeouts and 7 walks ... threw 2 scoreless innings in his Royals organization debut on 5/12 @ SWB, but struck out the leadoff batter ... struck out 5 over 2.43 innings 5/1 vs. TOL and 5 over 2.2 IP on 5/24 @ SFP.
2022: Limited to 13 starts in his last year (AA) and went 2-6 with a 5.03 ERA (28 ER in 50.0 IP) on 6/22 with a right posterior elbow impingement, reinstated on 6/29, recalled by the Phillies and placed on the 60-day IL for the remainder of the season with a right elbow stress reaction.
2021: Selected to Philadelphia's 40-man roster in November, recorded a 4.25 ERA (37 ER in 78.1 IP) with 83 K in 20 games (15 starts) between Jersey Shore (A+) and Reading (AA).

SNK (92-94), CB, CH, CUT | CONSECUTIVE BATTERS RETIRED: 2 (5/31) | SCORELESS STREAK: 0.2 IP (5/31)

2023: Re-signed with Kansas City as a Minor League Free Agent on March 29 ... opened the season on the Development List for Omaha, activated May 6 for his first appearance of the season and allowed 5 ER in 7 H in 3.0 IP, rebounded with 4.2 scoreless IP on 5/19 vs. TOL ... pitched out of the bullpen for the first time this season on 5/27 @ STP, allowed 6 R (4 ER) on 4 H and 2 BB.
2022: Signed with Kansas City as a minor league free agent on March 10, 2022 and appeared in 5 games (1 start) for the Royals, going 0-1 with 1 save and a 5.14 ERA (4 ER in 7.0 IP) ... began the season with Omaha and spent most of the year with the Chasers, appearing in 25 games (20 starts) with a 7-7 record and 5.20 ERA.
2021: Played overseas for the Kia Tigers of the Korean Baseball Organization ... went 8-3 in 21 starts with a 3.60 ERA (48 ER in 120.0 IP) and 104 K (20.7% of batters faced).

4SFB (91-93), CUT, CH, CB | CONSECUTIVE BATTERS RETIRED: 0 | SCORELESS STREAK: 0.0 IP

2023: Has allowed just 1 of 9 inherited runners to score ... 8 of his last 10 appearances were scoreless, with a 1.54 ERA (2 ER in 11.2 IP) over 9 games between 4/26 and 5/21 ... opened the season with a 9.72 ERA (8 ER in 8.1 IP) over his first 7 games.
2022: Spent the entire season with Omaha and was named Kansas City's Triple-A Pitcher of the Year with the Storm Chasers, going 5-4 with a team-high tying 8 saves, a 3.61 ERA (25 ER in 62.1 IP) with 69 strikeouts to just 17 walks (4.06/BB) in a team-best 54 relief appearances ... threw the longest scoreless stretch in MLB, a stretch of 26.1 innings and 22 appearances from 5/19 to 7/26 in which he did not allow a run, holding opponents to a .183 average (17- for 93) with 34 strikeouts.
2021: Began the season with NW Arkansas (AA), split the season between the Naturals and Omaha, combined for the 3rd-most appearances among KC minor leaguers (47).

SNK (90-93), SW, CUT, CH | CONSECUTIVE BATTERS RETIRED: 1 (5/25) | SCORELESS STREAK: 0.1 IP (5/25)

2023: 3 of his 9 starts this year have been scoreless, including each of his last 2 ... opened the season with 3.0 hitsless and scoreless frames 4/1 @ IND, has only started since.
2022: Began the season with NW Arkansas (AA), made 10 starts before being assigned to Omaha on 6/3, where he finished the season, pitched in 17 games (15 starts) for Omaha) and went 3-8 with a 5.62 ERA (46 ER in 73.2 IP) ... with the Naturals, was named the Texas League Pitcher of the Week back-to-back, on 5/19 and 5/16, did not allow an earned run in 28.2 innings between 5/1 and 5/26 ... was the Texas League's May Pitcher of the Month right before getting called up to Triple-A.
2021: Split the season between Quad Cities (A+) and NW Arkansas (AA), with a break in between to pitch for Team USA at the 2021 WBSC Olympic Baseball Qualifiers ... named an MLB.com Organization All-Star ... among qualified MLB pitchers (96.0 IP), ranked 14th in opponents average (.198) and 16th in ERA (2.83).

SNK (88-91), CH, CB | CONSECUTIVE BATTERS RETIRED: 0 | SCORELESS STREAK: 0.1 IP (6/2)

2023: Opened the season with NW Arkansas (AA) and pitched 9.2 scoreless innings with 11 strikeouts across 8 relief outings, allowed 4 H and 4 BB for a 0.83 WHIP and .129 BAA ... assigned to Omaha (AAA) on 5/3 and made his Triple-A debut 5/5 vs. LOU, struck out his first 2 batters in a 1-2-3 7th inning ... allowed runs in first two appearances, then had four straight scoreless between 5/13 and 5/24 ... 5 of 9 appearances this year have been scoreless.
2022: Opened the season with Quad Cities (A+) and pitched 5.2 scoreless innings with nine strikeouts, across three relief outings ... assigned to NW Arkansas (AA) on 4/21, where he ended the season ... earned decisions in 5 of first 6 outings with Naturals (3 W, 1 L, 1 SV) ... 13 of 33 NWA outings were scoreless, allowed 1 ER or less in 20 of 33 ... made first pro start 6/22 vs. SPR ... was on the injured list from 8/18 to 9/1, threw scoreless 6th inning in first outing back 8/3.
MISC: Graduated from the Colorado School of Mines with a mechanical engineering degree, threw 22.4 2-innings, but also hit .288 with a 1.142 OPS as an outfielder.

SNK (92-93), SL, CH, 4SFB | CONSECUTIVE BATTERS RETIRED: 0 | SCORELESS STREAK: 0.0 IP

2023: Appeared in 6 Cactus League games for the Royals in his first MLB Spring Training and went 1-0 with a 4.50 ERA (3 ER in 6.0 IP) and 3 K ... has not allowed an earned run in 15 of his team-best 21 appearances, tied 6th in the league in games pitched ... threw 2.0 perfect innings 5/6 vs. LOU.
2022: Split his first full season in the Twins organization between Wichita (AA) and St. Paul (AAA), earned Minnesota MLB.com Organization All-Star honors as a relief pitcher ... posted a 1.57 ERA (11 ER in 63.0 IP) with 76 strikeouts against 29 walks (10.86 K/9 and 2.62 K/BB) across 50 games between the two levels, the best ERA in 2022 among all MLB relievers that made 50+ appearances and threw a minimum of 60.0 IP.
2021: Began the season in the Cardinals organization, acquired by Minnesota via trade on July 30 ... split the year between Peoria (A+), Springfield (AA) and Wichita (AA), combining to pitch in 39 games with a 3-1 record and 3.91 ERA (23 ER in 53.0 IP), striking out 69 with 35 walks ... originally drafted by St. Louis in the 16th Round in 2018.

SNK (89-92), SL, 4SFB, CH | CONSECUTIVE BATTERS RETIRED: 0 | SCORELESS STREAK: 0.0 IP

2023: Appeared in 7 Cactus League games for the Royals and went 1-0 with a 3.52 ERA (3 ER in 7.2 IP) and 10 K to just 1 BB ... 8 of 19 appearances have been scoreless, including 5 straight between May 10 and 19 ... has allowed more than 1 run just four times this year.
2022: Made the Opening Day Roster and his MLB debut with Kansas City ... in his first season in the big leagues, started and ended the season with Kansas City ... pitched in 42 games across five stints with the Royals, going 4-2 with a 6.25 ERA (25 ER in 34.1 IP) ... began his career with 5.1 scoreless innings over 6 games, and pitched in 27 of KC's first 36 games during his first stint from Opening Day through 6/9 ... also appeared in 20 games with Omaha (AAA) with a 5.40 ERA (13 ER in 21.2 IP) and 12 scoreless outings.
2021: Split the season between NW Arkansas (AA) and Omaha, making a career-high 48 appearances with a career-high 64 strikeouts and 26 walks ... joined the Storm Chasers a week into the season, returned to NWA on June 6, transferred back to Triple-A on August 24 ... posted a 3.15 ERA in 25 Double-A outings before returning to Omaha.

SNK (93-95), SL | CONSECUTIVE BATTERS RETIRED: 0 | SCORELESS STREAK: 0.0 IP

2023: Was the Opening Day starter for NW Arkansas (AA) and made 8 starts for the Naturals, going 5-1 with a 2.13 ERA (10 ER in 42. IP) with 5 BB and 48 K (9.6 K/9, 10.2 K/9) ... 4 of his first 7 starts were scoreless, promoted to Omaha on 5/19 ... allowed 5 ER on 5 H in 2.0 IP in Triple-A debut, 5/24 @ STP.
2022: Spent the entire season with NW Arkansas (AA) and went 6-9 over 26 outings (25 starts) with a 5.72 ERA (78 ER in 122.2 IP) and 129 strikeouts, with a team best eight quality starts ... led the Naturals staff in games started (25) and innings pitched (122.2 IP) ... ranked 3rd among Royals farmhands in strikeouts, behind only Alec Marsh (156) and Adrian Alcantara (130), tied 3rd in the organization in games started and 4th in innings pitched.
2021: Named Quad Cities (A+) Pitcher of the Year ... went 6-4 with a 3.75 ERA (39 ER in 93.2 IP), while striking out an organization-best 127 and walking just 37 ... named the High-A Central Pitcher of the Year and All-Star left-handed starting pitcher.

4SFB (93-96), CH, CL | CONSECUTIVE BATTERS RETIRED: 1 (5/30) | SCORELESS STREAK: 0.1 IP (5/30)

Table with columns for player name, team, and career high stats (ERA, IP, K, BB, H, ER, NP, etc.)



PITCHER	ENTRANCE SITUATION			INNING ENTERING THE GAME										INHERITED RUNNERS			1-2-3 INNINGS		
	LEAD	TRAIL	TIED	1	2	3	4	5	6	7	8	9	10+	BR INHER.	BR SCORE	% SCORE	TOTAL	POSSIBLE	% 1-2-3
57 Coleman, Dylan	7	5	-	-	-	-	-	-	2	1	8	1	-	5	3	60.0%	4	12	33.3%
31 Cox, Austin	-	1	1	-	-	2	-	-	-	-	-	-	-	5	3	60.0%	0	4	0.0%
55 Dipoto, Jonah	2	5	2	-	-	1	1	1	2	1	1	1	1	4	3	75.0%	3	9	33.3%
58 Kriske, Brooks	10	9	1	-	-	-	-	2	3	6	4	5	-	12	3	25.0%	5	19	26.3%
46 Martinez, Marcelo	2	4	-	-	-	2	1	-	-	2	1	-	-	4	4	100.0%	5	11	45.5%
48 McArthur, James	2	3	1	-	-	-	1	2	1	1	1	-	-	-	-	-	1	9	11.1%
36 Mengden, Daniel	-	2	-	-	-	-	-	1	1	-	-	-	-	2	0	0.0%	0	1	0.0%
41 Nunez, Andres	5	8	4	-	-	-	2	4	5	3	2	-	1	11	1	9.1%	4	16	23.0%
53 Parrish, Drew	1	-	-	-	-	-	1	-	-	-	-	-	-	-	-	-	2	3	66.7%
40 Pennington, Walter	5	4	-	-	-	-	2	-	4	2	-	1	-	7	2	28.6%	5	10	50.0%
47 Sisk, Evan	6	12	3	-	-	-	-	1	7	7	3	2	1	7	5	71.4%	4	15	26.7%
43 Snider, Collin	11	7	1	-	-	-	-	-	4	4	9	2	-	5	3	60.0%	3	14	21.4%
Quas, Jose	1	-	-	-	-	-	-	-	-	-	-	1	-	-	-	-	0	1	0.0%
Dye, Josh	-	2	1	-	-	-	1	-	-	-	1	-	-	1	1	100.0%	1	3	33.3%
Kowar, Jackson	6	9	-	-	-	-	-	4	4	3	4	-	-	11	6	54.5%	0	17	0.0%
Staubert, Josh	2	2	-	-	-	-	-	-	-	-	-	4	-	-	-	-	1	4	25.0%
Taylor, Josh	3	2	-	-	-	-	-	-	1	2	1	1	-	2	2	100.0%	1	5	20.0%
Weiss, Ryan	4	8	-	-	-	-	-	-	4	4	1	-	-	-	-	-	1	11	9.1%
Wittgren, Nick	13	3	1	-	-	-	-	1	2	1	5	8	-	9	3	33.3%	8	19	42.1%
TOTALS	80	86	15	0	0	6	8	16	36	38	43	31	3	85	39	45.9%	48	183	26.2%

STORM CHASERS BULLPEN USAGE (PITCH COUNT, LAST TWO WEEKS)

DAY OF WEEK	DATE							MON 5/29	LAST OMAHA RELIEF APPEARANCE						GAME	IP	H	R	ER	BB	SO	HR	BF
	TUE 5/23	WED 5/24	THU 5/25	FRI 5/26	SAT 5/27	SUN 5/28	TUE 5/30		WED 5/31	THU 6/1	FRI 6/2	SAT 6/3	SUN 6/4										
57 Coleman, Dylan		22		27		10		18		23				FRI 6/2 vs Memphis	1.0	0	1	0	2	1	0	5	
55 Dipoto, Jonah		21			45				21		14			FRI 6/2 vs Memphis, W	1.0	0	0	0	0	2	0	3	
58 Kriske, Brooks		11			27			10			31			FRI 6/2 vs Memphis	2.1	0	0	0	1	3	0	8	
46 Martinez, Marcelo (L)						30				30				THU 6/1 vs. Memphis	1.1	2	1	1	0	0	1	6	
48 McArthur, James		49							37					WED 5/31 vs. Memphis	2.0	2	1	1	1	2	0	10	
36 Mengden, Daniel				30						49				THU 6/1 vs. Memphis	2.2	3	2	2	1	3	0	11	
41 Nunez, Andres			29											THU 5/25 @ St. Paul, L	1.0	3	4	3	1	2	0	7	
40 Pennington, Walter (L)		17		16				11		47				FRI 6/2 vs Memphis	2.0	3	1	1	2	1	0	10	
47 Sisk, Evan (L)	35		14		19						25			THU 6/1 vs. Memphis	0.0	3	4	4	3	0	0	6	
43 Snider, Collin	13			27				28			18			THU 6/1 vs. Memphis	0.0	1	4	4	3	0	1	4	

OMAHA STARTING PITCHER SPLITS

PITCHER	GS	W-L	TEAM W-L	R	SUPPORT	SUPPORT/START
60 Heasley, Jonathan	11	1-5	5-6	31	2.82	
53 Parrish, Drew	10	1-2	5-5	34	3.40	
31 Cox, Austin	8	2-1	4-4	22	2.75	
Mayers, Mike	8	2-1	3-5	15	1.88	
50 Castillo, Max	6	0-5	0-6	11	1.83	
Lynch, Daniel	4	2-0	3-1	15	3.75	
36 Mengden, Daniel	2	0-0	2-0	6	3.00	
58 Veneziano, Anthony	2	1-0	1-1	7	3.50	
46 Martinez, Marcelo	1	0-1	0-1	1	1.00	
Kowar, Jackson	1	0-1	0-1	1	1.00	
TOTALS	53			143	2.70	

1st PITCH STRIKES

FPS	TBF	% FPS
151	247	61.1%
100	188	53.2%
82	149	55.0%
99	160	61.9%
87	135	64.4%
43	75	57.3%
13	36	36.1%
21	38	55.3%
13	22	59.1%
9	14	64.3%
618	1,064	58.1%

1-2-3 INNINGS

TOTAL	POSSIBLE	% 1-2-3
14	52	26.9%
10	40	25.0%
13	37	35.1%
9	34	26.5%
10	28	35.7%
6	17	35.3%
1	4	25.0%
2	8	25.0%
2	5	40.0%
0	2	0.0%
67	227	29.5%

OMAHA STARTERS VS. RELIEVERS

STARTERS	RELIEVERS
9-16	W-L 14-14
6.04	ERA 5.50
237.0	INNINGS 232.1
271 (49)	HITS (HR) 248 (32)
167 (159)	R (ER) 171 (142)
109	BB 141
194	K 264
1.60	WHIP 1.67
.290	AVG .273

OMAHA STARTING PITCHER/CATCHER MATCHUPS

PITCHER	LOGAN PORTER							JAKSON REETZ							FREDDY FERMIN							TOTALS									
	GS	W-L	ERA	IP	ER	BB	SO	GS	W-L	ERA	IP	ER	BB	SO	GS	W-L	ERA	IP	ER	BB	SO	GS	W-L	ERA	IP	ER	BB	SO			
60 Heasley, Jonathan	5	0-4	6.84	26.1	20	7	26	2	0-0	4.84	9.1	5	5	7	4	1-1	10.20	17.2	21	9	16	-	-	-	-	-	-	-	-	-	
53 Parrish, Drew	5	0-2	8.72	21.2	21	11	15	3	1-0	1.46	12.1	2	12	10	2	0-0	3.86	7.0	3	3	11	-	-	-	-	-	-	-	-	-	
31 Cox, Austin	6	1-1	3.81	26.0	11	12	23	2	1-0	0.82	11.0	1	6	9	-	-	-	-	-	-	-	-	-	-	-	-	-	-	-	-	
Mayers, Mike	-	-	-	-	-	-	-	5	2-0	4.91	22.0	12	11	20	3	0-1	10.50	12	14	6	9	-	-	-	-	-	-	-	-	-	
50 Castillo, Max	2	0-2	4.66	9.2	6	2	2	2	0-1	4.76	11.1	6	3	7	2	0-2	7.71	9.1	8	5	4	6	0-5	5.64	30.1	19	10	13			
Lynch, Daniel	1	1-0	0.00	6.0	0	0	5	3	1-0	5.25	12.0	7	3	13	-	-	-	-	-	-	-	-	-	-	-	-	-	-	-	-	
36 Mengden, Daniel	2	0-0	5.87	7.2	5	4	5	-	-	-	-	-	-	-	-	-	-	-	-	-	-	-	-	-	-	-	-	-	-	-	
58 Veneziano, Anthony	1	0-0	6.00	6.0	4	3	5	1	0-0	22.50	2.0	5	2	1	-	-	-	-	-	-	-	-	-	-	-	-	-	-	-	-	
46 Martinez, Marcelo	1	0-1	9.00	5.0	5	1	3	-	-	-	-	-	-	-	-	-	-	-	-	-	-	-	-	-	-	-	-	-	-	-	
Kowar, Jackson	-	-	-	-	-	-	-	-	-	-	-	-	-	-	1	0-1	13.50	2.2	4	4	3	-	-	-	-	-	-	-	-	-	
Relievers	-	6-5	5.77	96.2	79	59	111	-	3-8	5.53	81.1	50	51	96	-	5-1	4.97	54.1	30	31	57	-	-	-	-	-	-	-	-	-	
TOTALS	23	9-15	5.84	205.0	133	99	195	18	8-9	4.91	161.1	88	93	163	12	6-6	6.99	103.0	80	58	100	-	-	-	-	-	-	-	-	-	
	CS/ATT		8/34	PCT	23.53%			CS/ATT		3/22	PCT	13.64%			CS/ATT		3/10	PCT	30.00%			CS/ATT	/	PCT	0.0%		CS/ATT		14/66	PCT	21.21%

OMAHA CATCHER PITCHING STATS

CATCHERS	W	L	ERA	GS	SV	IP	H	R	ER	HR	HB	BB	IBB	SO	WHIP	AVG	WP	GDP	TBF	SB	CS	ATT	%CS	PB
14 Logan Porter	9	15	5.84	23	2	205.0	233	154	133	43	14	99	2	195	1.62	.289	8	30	927	26	8	34	23.53%	2
25 Jakson Reetz	8	9	4.91	18	6	161.1	167	99	88	21	11	93	0	163	1.61	.268	12	13	735	19	3	22	13.64%	0
4 Freddy Fermin	6	6	6.99	12	2	103.0	119	85	80	17	8	58	1	100	1.72	.288								

PLAYER		QUICK NOTES		CAREER HIGHS	
19 CJ ALEXANDER	INFIELD/OUTFIELD • L • 6'3" • 215 • 7/16/1996 (26) <i>Traded from Atlanta – 7/11/2022</i> <i>Drafted by Atlanta – 2018, 20th Round</i> Born: Merrillville, Indiana • Resides: Surprise, Arizona	2023: Appeared in 17 Cactus League games for the Royals and slashed .391/.462/.783 (9-for-23) with 4 XBH (2 HR) and 6 RBI ... has made first 4 starts of his career in RF this season, 4 of his 5 career starts in the OF ... tied for team lead with 19 XBH (10 2B, 1 3B, 8 HR) ... activated from 7-Day IL on 5/28.	2023: Appeared in 17 Cactus League games for the Royals and slashed .391/.462/.783 (9-for-23) with 4 XBH (2 HR) and 6 RBI ... has made first 4 starts of his career in RF this season, 4 of his 5 career starts in the OF ... tied for team lead with 19 XBH (10 2B, 1 3B, 8 HR) ... activated from 7-Day IL on 5/28.	H 3 (17X) Last: 4/8/23 vs. Toledo	R 4 8/17/22 vs. San Antonio
		2022: Began year with Mississippi Braves (AA) in the Southern League, traded with 2 players to KC from Atlanta on 7/11, assigned to NW Arkansas ... in 114 total games, tied 6th in Double-A in RBI (87), tied 10th in HR (25) ... set career highs in games played, 2B (18), HR, RBI, and SB (19) ... Double-A leader in Aug. in RBI (29), tied 1st in league in HR (6).	2022: Began year with Mississippi Braves (AA) in the Southern League, traded with 2 players to KC from Atlanta on 7/11, assigned to NW Arkansas ... in 114 total games, tied 6th in Double-A in RBI (87), tied 10th in HR (25) ... set career highs in games played, 2B (18), HR, RBI, and SB (19) ... Double-A leader in Aug. in RBI (29), tied 1st in league in HR (6).	HR 2 (5X) Last: 8/11/22 @ Arkansas	RBI 6 (2X) Last: 8/5/22 vs. Tulsa
16 DAIRON BLANCO	OUTFIELDER • R/R • 6'0" • 200 • 4/26/1993 (30) <i>Traded from Oakland – 7/27/2019</i> Born: Florida, Cuba • Resides: Miami, Florida	2023: Opened the season 7-for-14 @ IND with 6 1B and 1 HR ... leads qualified Omaha hitters with .333 average, .444 OBP, and .905 OPS ... 4th in the league in OBP and 5th in average ... tied 1st in Minor League baseball with 37 steals (in 42 attempts), stole 4 bases 5/25 @ STP for the first time in his career.	2023: Opened the season 7-for-14 @ IND with 6 1B and 1 HR ... leads qualified Omaha hitters with .333 average, .444 OBP, and .905 OPS ... 4th in the league in OBP and 5th in average ... tied 1st in Minor League baseball with 37 steals (in 42 attempts), stole 4 bases 5/25 @ STP for the first time in his career.	H 5 (2X) Last: 9/15/22 @ Columbus	R 3 (11X) Last: 9/15/22 @ Columbus
		2022: Played in 107 games for Omaha (AAA) but also appeared in five games with Kansas City from May 19 to June 3 ... slashed .301/.367/.486 (110-for-366) for Omaha and led the team in batting average while stealing a career-high 45 bases in Triple-A, a Storm Chasers single-season record ... made his MLB debut May 20 vs. Minnesota, went 2-for-7 over five games ... in September, slashed .436/.480/.649 (41-for-94) with 12 XBH (7 2B, 2 3B, 3 HR), 23 RBI and 11 SB, led the league in AVG, OBP and hits in the last month.	2022: Played in 107 games for Omaha (AAA) but also appeared in five games with Kansas City from May 19 to June 3 ... slashed .301/.367/.486 (110-for-366) for Omaha and led the team in batting average while stealing a career-high 45 bases in Triple-A, a Storm Chasers single-season record ... made his MLB debut May 20 vs. Minnesota, went 2-for-7 over five games ... in September, slashed .436/.480/.649 (41-for-94) with 12 XBH (7 2B, 2 3B, 3 HR), 23 RBI and 11 SB, led the league in AVG, OBP and hits in the last month.	HR 2 5/23/19 @ Amarillo	RBI 4 (4X) Last: 9/15/22 @ Columbus
3 TUCKER BRADLEY	OUTFIELDER • L/L • 6'0" • 195 • 5/6/1998 (24) <i>Signed 6/23/2020 as an Undrafted Free Agent (Georgia)</i> Born/Resides: Chickamauga, Georgia	2023: Split the season between NW Arkansas (AA) and Omaha (AAA), slashing a combined .277/.350/.441 (117-for-422) across 117 games with a career-best 41 stolen bases, while hitting 14 home runs and driving in 53 runs ... his 41 steals ranked 12th in MiLB and second in the Royals organization, behind Tyler Tolbert (55).	2023: Split the season between NW Arkansas (AA) and Omaha (AAA), slashing a combined .277/.350/.441 (117-for-422) across 117 games with a career-best 41 stolen bases, while hitting 14 home runs and driving in 53 runs ... his 41 steals ranked 12th in MiLB and second in the Royals organization, behind Tyler Tolbert (55).	H 3 (18X) Last: 5/6/23 vs. Louisville	R 3 (5X) Last: 9/2/22 @ Tulsa
		2021: Split the season between NW Arkansas (AA) and Omaha (AAA), slashing a combined .277/.350/.441 (117-for-422) across 117 games with a career-best 41 stolen bases, while hitting 14 home runs and driving in 53 runs ... his 41 steals ranked 12th in MiLB and second in the Royals organization, behind Tyler Tolbert (55).	2021: Split the season between NW Arkansas (AA) and Omaha (AAA), slashing a combined .277/.350/.441 (117-for-422) across 117 games with a career-best 41 stolen bases, while hitting 14 home runs and driving in 53 runs ... his 41 steals ranked 12th in MiLB and second in the Royals organization, behind Tyler Tolbert (55).	HR 2 8/10/21 vs. Beloit	RBI 5 6/24/21 @ Beloit
12 JOHAN CAMARGO	INFIELDER • S/R • 6'0" • 205 • 12/13/1993 (30) <i>Signed 1/25/2023 as a Minor League Free Agent</i> Born/Resides: Panama City, Panama	2023: Appeared in 18 Cactus League games for the Royals and hit .208 (5-for-24) with 1 2B ... opened the season on Omaha's Injured List, activated on 5/16 and went 2-for-3 with a walk in his Chasers debut, did not play between 5/16 and 5/26, has reached base in 19 of 29 plate appearances now (.613 OBP).	2023: Appeared in 18 Cactus League games for the Royals and hit .208 (5-for-24) with 1 2B ... opened the season on Omaha's Injured List, activated on 5/16 and went 2-for-3 with a walk in his Chasers debut, did not play between 5/16 and 5/26, has reached base in 19 of 29 plate appearances now (.613 OBP).	H 4 5/7/21 @ Charlotte	HR 2 5/8/21 @ Charlotte
		2022: Signed with the Phillies as a free agent on 12/21/2021 and made his third Opening Day roster (first with Philadelphia) ... appeared in 52 games with the Phillies and slashed .237/.297/.316 (26-for-152), missed time with two stints on the 10-day Injured List ... also played 41 games with Lehigh Valley (AAA) and 4 on rehab with Reading (AA) ... optioned to Triple-A on 7/30 and played in 35 games from Aug. and Sept. to end the season, DFA'd by Philadelphia on 9/25, outrighted off the 40-man on 9/27, a free agent on 10/6.	2022: Signed with the Phillies as a free agent on 12/21/2021 and made his third Opening Day roster (first with Philadelphia) ... appeared in 52 games with the Phillies and slashed .237/.297/.316 (26-for-152), missed time with two stints on the 10-day Injured List ... also played 41 games with Lehigh Valley (AAA) and 4 on rehab with Reading (AA) ... optioned to Triple-A on 7/30 and played in 35 games from Aug. and Sept. to end the season, DFA'd by Philadelphia on 9/25, outrighted off the 40-man on 9/27, a free agent on 10/6.	RBI 5 6/19/18 @ TORONTO	BB 3 (6X) Last: 9/2/21 vs. Memphis
17 ANGELO CASTELLANO	INFIELDER • R/R • 6'0" • 165 • 1/13/1995 (28) <i>Signed 7/16/2011 as an International Free Agent</i> Born/Resides: San Diego, Venezuela	2023: Has hits in 21 of 34 games, reached base in his first 9 games of the season ... started 31 of Omaha's last 39 games at shortstop, after playing SS once in his first 7 games and Omaha's first 13 games ... this season in his 13th in the Royals organization, all in the Minors, with 841 games played (177 in Triple-A).	2023: Has hits in 21 of 34 games, reached base in his first 9 games of the season ... started 31 of Omaha's last 39 games at shortstop, after playing SS once in his first 7 games and Omaha's first 13 games ... this season in his 13th in the Royals organization, all in the Minors, with 841 games played (177 in Triple-A).	R 4 6/26/16 @ Grand Junction	HR 2 7/19/19 @ Amarillo
		2022: In his 11th year as a member of the Royals' organization, began the year with Omaha, but assigned to NW Arkansas (AA) on 8/9 and finished the season with the Nationals ... over 59 games with the Storm Chasers, slashed .218/.318/.316 (38-for-174) while playing six different positions (1B, 2B, 3B, SS, LF & RF) ... made at least 10 starts at each SS (150.2 innings), 3B (121.0 innings) and 1B (115.0 innings) ... snapped 0-for-27 stretch with Nationals on 8/21 vs. San Antonio ... 15-for-67 over last 20 games after hitless streak ended ... played 800th MiLB game (all in Royals system) on 9/15 vs. Frisco, entered as defensive replacement.	2022: In his 11th year as a member of the Royals' organization, began the year with Omaha, but assigned to NW Arkansas (AA) on 8/9 and finished the season with the Nationals ... over 59 games with the Storm Chasers, slashed .218/.318/.316 (38-for-174) while playing six different positions (1B, 2B, 3B, SS, LF & RF) ... made at least 10 starts at each SS (150.2 innings), 3B (121.0 innings) and 1B (115.0 innings) ... snapped 0-for-27 stretch with Nationals on 8/21 vs. San Antonio ... 15-for-67 over last 20 games after hitless streak ended ... played 800th MiLB game (all in Royals system) on 9/15 vs. Frisco, entered as defensive replacement.	RBI 5 7/17/22 @ Rochester	BB 3 (4X) Last: 8/21/17 vs. West Virginia
6 CLAY DUNGAN	INFIELDER • L/R • 6'1" • 195 • 6/2/1996 (27) <i>2019 MLB Draft – Round 9 (Indiana State)</i> Born: Muncie, Indiana • Resides: Alexandria, Indiana	2023: Opened the season on the injured list with a right hamate fracture he suffered in Spring Training, activated from the injured list 5/4 and made his season debut 5/5 ... first hit of the season was a HR in the 3rd inning on 5/9 @ SWB ... has made 6 starts at 2B, 6 at SS, 1 at 3B this year.	2023: Opened the season on the injured list with a right hamate fracture he suffered in Spring Training, activated from the injured list 5/4 and made his season debut 5/5 ... first hit of the season was a HR in the 3rd inning on 5/9 @ SWB ... has made 6 starts at 2B, 6 at SS, 1 at 3B this year.	R 4 9/3/19 vs. Missoula	HR 2 6/26/22 vs. Columbus
		2022: Spent the entire season with Omaha and tied for 1st on the team in triples (4), while ranking 2nd in games played (127), plate appearances (515) and runs (64), 3rd in doubles (22), total bases (151), stolen bases (17) and walks (47), 4th in hits (94) and 5th in RBI (52) ... made starts at a career-high six positions for the Chasers, including 2B, (62 G), 3B, (40 G), SS (6 G) and his first professional appearances in the outfield: in LF (13 G), CF (1 G) and RF (2 G).	2022: Spent the entire season with Omaha and tied for 1st on the team in triples (4), while ranking 2nd in games played (127), plate appearances (515) and runs (64), 3rd in doubles (22), total bases (151), stolen bases (17) and walks (47), 4th in hits (94) and 5th in RBI (52) ... made starts at a career-high six positions for the Chasers, including 2B, (62 G), 3B, (40 G), SS (6 G) and his first professional appearances in the outfield: in LF (13 G), CF (1 G) and RF (2 G).	RBI 4 (3X) Last: 6/28/22 @ St. Paul	BB 3 5/7/22 vs. Columbus
24 NATE EATON	INFIELD/OUTFIELD • R/R • 5'11" • 200 • 12/22/1996 (26) <i>2018 MLB Draft – Round 21 (VMI)</i> Born/Resides: Chester, Virginia	2023: Made his first Opening Day roster this season with Kansas City, but has hit .058 (3-for-52) in 24 games over two stints with Royals ... optioned to Omaha 4/24, recalled 5/5, optioned again 5/24 ... threw a scoreless inning 4/10 @ TEX, allowed 2 hits and struck out 1, fastball sat 91-95 ... after opening 0-for-25 with KC, had hits in first 2 AB's with OMA, HR in first AB – solo HR in 2nd inning 4/27 @ NAS ... has hits in 10 of 13 games with Omaha, 6 multi-hit games.	2023: Made his first Opening Day roster this season with Kansas City, but has hit .058 (3-for-52) in 24 games over two stints with Royals ... optioned to Omaha 4/24, recalled 5/5, optioned again 5/24 ... threw a scoreless inning 4/10 @ TEX, allowed 2 hits and struck out 1, fastball sat 91-95 ... after opening 0-for-25 with KC, had hits in first 2 AB's with OMA, HR in first AB – solo HR in 2nd inning 4/27 @ NAS ... has hits in 10 of 13 games with Omaha, 6 multi-hit games.	R 3 (20X) Last: 4/30/23 @ Nashville	HR 2 (2X) Last: 7/10/22 vs. Toledo
		2022: Split time in the Minor Leagues between NW Arkansas (AA) and Omaha (AAA) but also appeared in 44 games with Kansas City over three separate stints with the Royals: 7/14-17, 8/4-22 and 9/1 through the end of the regular season ... opened the year in Double-A and made his MLB debut July 14 ... led the majors with a 98.1 mph arm strength ... for the 2nd straight year, saw time at five positions in the Minors (SS, 3B, LF, CF and RF), played in the OF for 27 of his first 29 games, then played 3B for 12 of his last 15 games.	2022: Split time in the Minor Leagues between NW Arkansas (AA) and Omaha (AAA) but also appeared in 44 games with Kansas City over three separate stints with the Royals: 7/14-17, 8/4-22 and 9/1 through the end of the regular season ... opened the year in Double-A and made his MLB debut July 14 ... led the majors with a 98.1 mph arm strength ... for the 2nd straight year, saw time at five positions in the Minors (SS, 3B, LF, CF and RF), played in the OF for 27 of his first 29 games, then played 3B for 12 of his last 15 games.	RBI 4 (6X) Last: 6/22/22 vs. Columbus	BB 4 7/29/18 @ Ogden
28 TYLER GENTRY	OUTFIELDER • R/R • 6'2" • 215 • 2/1/1999 (24) <i>2020 MLB Draft – Round 3 (Alabama)</i> Born: Memphis, Tenn. • Resides: Arlington, Tenn.	2023: Split his first pro season in Quad Cities (A+), played everyday for the first two months of the season ... placed on the 7-Day injured list on 7/14 and then the 60-Day IL 8/2.	2023: Split his first pro season in Quad Cities (A+), played everyday for the first two months of the season ... placed on the 7-Day injured list on 7/14 and then the 60-Day IL 8/2.	R 4 (2X) Last: 7/30/22 @ Corpus Christi	HR 2 (2X) Last: 6/29/22 @ Amarillo
		2021: Spent his first pro season in Quad Cities (A+), played everyday for the first two months of the season ... placed on the 7-Day injured list on 7/14 and then the 60-Day IL 8/2.	2021: Spent his first pro season in Quad Cities (A+), played everyday for the first two months of the season ... placed on the 7-Day injured list on 7/14 and then the 60-Day IL 8/2.	RBI 6 6/2/21 vs. Beloit	BB 3 (6X) Last: 4/20/23 vs. Gwinnett
18 BREWER HICKLEN	OUTFIELDER • R/R • 6'2" • 220 • 2/9/1996 (27) <i>2017 MLB Draft – Round 7 (Alabama at Birmingham)</i> Born/Resides: Huntsville, Alabama	2023: Began the season on the 7-Day Injured list (right elbow strain) ... activated 4/25 and came off the bench to play CF @ NAS, made first start 4/26 ... first 2 hits of the season were both doubles, 4/30 @ NAS ... hit first HR of the year as go-ahead homer in 9th inning on 5/14, hit Omaha's longest HR of the year (443 feet) on 5/18 vs. TOL ... has played in 24 of Omaha's 32 games since he activated, with 11 starts at DH.	2023: Began the season on the 7-Day Injured list (right elbow strain) ... activated 4/25 and came off the bench to play CF @ NAS, made first start 4/26 ... first 2 hits of the season were both doubles, 4/30 @ NAS ... hit first HR of the year as go-ahead homer in 9th inning on 5/14, hit Omaha's longest HR of the year (443 feet) on 5/18 vs. TOL ... has played in 24 of Omaha's 32 games since he activated, with 11 starts at DH.	R 4 8/21/19 vs. Salem	HR 3 8/22/19 vs. Salem
		2022: Played in 130 games for Omaha (AAA) and was named the Royals' Triple-A Player of the Year but also appeared in six games with Kansas City over two separate stints with the Royals: May 26-30 and July 14-17 ... contract was selected by KC May 26 and made his major league debut that night in Minnesota, starting in CF ... reached base in 34 straight games between 7/26 and 9/2 ... set career highs in 2B (30), HR (28), RBI (85) and RBI (85) ... finished just two homers shy of a 30/30/30 season (HR/SB/2B).	2022: Played in 130 games for Omaha (AAA) and was named the Royals' Triple-A Player of the Year but also appeared in six games with Kansas City over two separate stints with the Royals: May 26-30 and July 14-17 ... contract was selected by KC May 26 and made his major league debut that night in Minnesota, starting in CF ... reached base in 34 straight games between 7/26 and 9/2 ... set career highs in 2B (30), HR (28), RBI (85) and RBI (85) ... finished just two homers shy of a 30/30/30 season (HR/SB/2B).	RBI 5 (2X) Last: 8/24/21 vs. Springfield	BB 3 (3X) Last: 6/20/19 vs. Frederick
14 LOGAN PORTER	CATCHER/INFIELDER • R/R • 6'0" • 200 • 7/12/1995 (27) <i>Signed 6/21/2018 as an Undrafted Free Agent (Dixie State)</i> Born: Phoenix, Texas • Resides: Surprise, Arizona	2023: 6 HR in 17 games in April, but 1 in 23 games in May ... has reached base in 33 of 41 games played with hits in 27 games ... had hits in his first 7 games played and reached base in his first 11 games this season ... hit the 3rd two-HR game of career on 4/5 vs. Toledo.	2023: 6 HR in 17 games in April, but 1 in 23 games in May ... has reached base in 33 of 41 games played with hits in 27 games ... had hits in his first 7 games played and reached base in his first 11 games this season ... hit the 3rd two-HR game of career on 4/5 vs. Toledo.	R 3 (4X) Last: 8/1/21 vs. South Bend	HR 2 (3X) Last: 4/5/23 vs. Toledo
		2022: Began the season in NW Arkansas (AA) and reached in 66 of 77 games, reached multiple times in 49 games ... assigned to Omaha (AAA) on 8/9 and finished season with Storm Chasers, appeared in 35 games (33 at 1B) and hit .301 (34-for-113) with 3 HR and 17 RBI ... combining numbers between Nationals and Chasers, ranked 3RD in MiLB in ON-BASE PERCENTAGE (.442) ... combining his AA & AAA numbers, was the Royals system leader in OBP (.442), 2nd in OPS (.918), 3rd in batting average (.301).	2022: Began the season in NW Arkansas (AA) and reached in 66 of 77 games, reached multiple times in 49 games ... assigned to Omaha (AAA) on 8/9 and finished season with Storm Chasers, appeared in 35 games (33 at 1B) and hit .301 (34-for-113) with 3 HR and 17 RBI ... combining numbers between Nationals and Chasers, ranked 3RD in MiLB in ON-BASE PERCENTAGE (.442) ... combining his AA & AAA numbers, was the Royals system leader in OBP (.442), 2nd in OPS (.918), 3rd in batting average (.301).	RBI 4 (2X) Last: 8/10/21 vs. Beloit	BB 3 (5X) Last: 4/14/23 @ Iowa
25 JAKSON REETZ	CATCHER • R/R • 6'0" • 215 • 1/3/1996 (27) <i>Signed 12/12/2022 as a Minor League Free Agent</i> <i>Drafted by Washington – 2014, 3rd Round (Norris HS)</i> Born: Hickman, Nebraska • Resides: Elkhorn, Nebraska	2023: Hit his first professional grand slam in 5th inning on 4/1 @ IND ... 9 of his last 16 hits have been doubles, 13 of 21 hits this season are XBH (7 singles, 9 doubles, 4 homers).	2023: Hit his first professional grand slam in 5th inning on 4/1 @ IND ... 9 of his last 16 hits have been doubles, 13 of 21 hits this season are XBH (7 singles, 9 doubles, 4 homers).	R 3 (8X) Last: 5/29/22 vs. Montgomery	HR 2 (7X) Last: 7/8/22 @ Montgomery
		2022: Signed with Milwaukee in December 2021 and after beginning the year with Biloxi (AA), earned a mid-July promotion to Nashville AAA and ended the year with Omaha (AAA) ... across the three teams, slashed .264/.359/.575 (97-for-364) over 104 games, with 30 HR and 82 RBI ... 25 HR in the Brewers system led all hitters in the organization ... despite playing just 62 games with the Shuckers, named the Double-A Southern League's Most Valuable Player and the League's Postseason All-Star at catcher.	2022: Signed with Milwaukee in December 2021 and after beginning the year with Biloxi (AA), earned a mid-July promotion to Nashville AAA and ended the year with Omaha (AAA) ... across the three teams, slashed .264/.359/.575 (97-for-364) over 104 games, with 30 HR and 82 RBI ... 25 HR in the Brewers system led all hitters in the organization ... despite playing just 62 games with the Shuckers, named the Double-A Southern League's Most Valuable Player and the League's Postseason All-Star at catcher.	RBI 5 (4X) Last: 4/1/23 @ Indianapolis	BB 3 (4X) Last: 5/29/22 vs. Montgomery
0 SAMAD TAYLOR	INFIELD/OUTFIELD • R/R • 5'10" • 160 • 7/11/1998 (24) <i>Traded from Toronto – 8/2/2022</i> <i>Drafted by Cleveland – 2013, 10th Round (Corona HS)</i> Born: Corona, California • Resides: Sioux Falls, South Dakota	2023: Has 19 multi-hit games of 51 games played this season & hits in 36 of 51 games ... has reached base in 42 of 51 games ... has hit 1st in order in 39 of 51 games (has 19 multi-hit games of 51), a .307 hitter (23-for-75) with .416 OBP leading off innings ... 6th in the league with 39 runs, tied 9th with 58 hits ... tied 3rd in Triple-A and tied 8th in MiLB in steals (26) ... stole 4 bases on 5/4 vs. LOU, 3 on 5/26 @ STP.	2023: Has 19 multi-hit games of 51 games played this season & hits in 36 of 51 games ... has reached base in 42 of 51 games ... has hit 1st in order in 39 of 51 games (has 19 multi-hit games of 51), a .307 hitter (23-for-75) with .416 OBP leading off innings ... 6th in the league with 39 runs, tied 9th with 58 hits ... tied 3rd in Triple-A and tied 8th in MiLB in steals (26) ... stole 4 bases on 5/4 vs. LOU, 3 on 5/26 @ STP.	R 4 6/8/21 @ Portland	HR 2 (4X) Last: 6/21/22 vs. St. Paul
		2022: Began the season in the Blue Jays organization with Buffalo (AAA) and appeared in 70 games before being acquired by Kansas City at the 2022 Trade Deadline with RHP Max Castillo in exchange for Whit Merrifield, but did not play the rest of the season due to a pre-existing injury (left oblique strain) ... stole 9 bases in 21 games for the Surprise Saguaros in the Arizona Fall League after the conclusion of the Minor League season ... added to KC 40-man roster on 11/10/22 ... traded from CLF to TOR on 7/31/2017.	2022: Began the season in the Blue Jays organization with Buffalo (AAA) and appeared in 70 games before being acquired by Kansas City at the 2022 Trade Deadline with RHP Max Castillo in exchange for Whit Merrifield, but did not play the rest of the season due to a pre-existing injury (left oblique strain) ... stole 9 bases in 21 games for the Surprise Saguaros in the Arizona Fall League after the conclusion of the Minor League season ... added to KC 40-man roster on 11/10/22 ... traded from CLF to TOR on 7/31/2017.	RBI 5 (2X) Last: 6/21/22 vs. St. Paul	BB 4 4/16/22 @ Rochester



SO NICE, THEY DID IT TWICE (OR MORE)	MULTI-HIT GAMES					MULTI-RUN GAMES					MULTI-RBI GAMES					MULTI-BB GAMES					MULTI-K GAMES					MULTI-SB GAMES				
	2	3	4	5+	T	2	3	4	5+	T	2	3	4	5+	T	2	3	4	5+	T	2	3	4	5+	T	2	3	4	5+	T
19 Alexander, CJ	6	2	-	-	8	4	1	-	-	5	3	-	-	-	3	-	-	-	-	-	12	1	-	-	13	-	-	-	-	-
16 Blanco, Dairon	7	4	1	-	12	9	-	-	-	9	2	1	-	-	3	4	1	-	-	5	2	2	-	-	4	7	1	1	-	9
3 Bradley, Tucker	5	2	-	-	7	3	1	-	-	4	2	2	-	-	4	4	-	-	-	4	2	-	1	-	3	2	-	-	-	2
12 Camargo, Johan	4	-	-	-	4	-	-	-	-	-	1	-	-	-	1	3	-	-	-	3	-	-	-	-	-	-	-	-	-	-
17 Castellano, Angelo	6	-	-	-	6	4	-	-	-	4	3	1	-	-	4	2	1	-	-	3	4	1	-	-	5	-	-	-	-	-
6 Dungan, Clay	1	-	-	-	1	-	1	-	-	1	1	-	-	-	1	1	-	-	-	1	2	-	-	-	2	-	-	-	-	-
24 Eaton, Nate	5	1	-	-	6	1	1	-	-	2	2	-	-	-	2	1	-	-	-	1	2	-	-	-	2	1	1	-	-	2
Fermin, Freddy	1	1	1	-	3	3	1	-	-	4	2	1	-	1	4	2	1	-	-	3	2	-	-	-	2	-	-	-	-	-
Garcia, Maikel	4	1	-	-	5	2	-	-	-	2	2	2	-	-	4	3	1	-	-	4	2	1	-	-	3	-	-	-	-	-
28 Gentry, Tyler	11	1	1	-	13	2	2	-	-	4	4	2	-	-	6	3	1	-	-	4	6	5	-	-	11	-	-	-	-	-
18 Hicklen, Brewer	4	-	-	-	4	3	-	-	-	3	1	1	-	-	2	2	-	-	-	2	6	-	-	-	6	-	-	-	-	-
Jenista, Greyson	-	-	-	-	-	-	-	-	-	-	-	-	-	-	-	-	-	-	-	-	2	-	-	-	2	-	-	-	-	-
13 Loftin, Nick	10	3	1	-	14	4	-	-	-	4	4	7	1	-	12	-	-	-	-	-	4	-	-	-	4	-	-	-	-	-
Lopez, Nicky	1	-	-	-	1	-	-	-	-	-	-	-	-	-	-	1	-	-	-	1	-	-	-	-	-	-	-	-	-	-
14 Porter, Logan	8	2	-	-	10	4	-	-	-	4	3	1	-	-	4	3	1	-	-	4	11	5	-	-	16	-	-	-	-	-
Pratto, Nick	-	1	-	-	1	1	-	-	-	1	2	-	-	-	2	3	-	-	-	3	2	1	-	-	3	-	-	-	-	-
25 Reetz, Jakson	4	1	-	-	5	-	-	-	-	-	1	-	-	-	1	2	-	-	-	2	3	2	1	-	6	-	-	-	-	-
Reyes, Franmil	1	-	-	-	1	1	-	-	-	1	1	-	-	-	1	-	-	-	-	-	1	1	-	-	2	-	-	-	-	-
0 Taylor, Samad	16	3	-	-	19	7	2	-	-	9	7	2	-	-	9	5	1	-	-	6	12	1	1	-	14	2	2	1	-	5
Waters, Drew	1	-	3	-	4	2	2	-	-	4	1	1	-	-	2	1	-	-	-	1	1	2	-	-	3	-	-	-	-	-
TOTALS	95	22	7	0	124	50	11	0	0	61	42	21	1	2	66	40	7	0	0	47	74	24	3	0	101	12	4	2	0	18

HITTING STREAKS

ON-BASE STREAKS

PLAYER	CURRENT	LONGEST	DATES/RESULTS								CURRENT	LONGEST	DATES/RESULTS							
			START	END	AVG	2B	3B	HR	RBI	OPS			START	END	AVG	2B	HR	BB	HBP	OBP
19 Alexander, CJ	-	5	4/29	5/6	.278 (5-18)	1	0	0	3	.611	-	7	5/11	5/19	.250 (7-28)	2	3	3	0	.313
16 Blanco, Dairon	2	6	5/23	5/30	.500 (11-22)	1	0	1	3	1.242	14	14	5/13	6/2	.435 (20-46)	2	1	10	3	.550
3 Bradley, Tucker	2	3	4/6	4/8	.500 (4-8)	0	1	0	0	1.417	5	5 (2x)	5/21	6/2	.316 (6-19)	2	1	2	0	.381
12 Camargo, Johan	3	3 (2x)	5/31	6/2	.455 (5-11)	1	0	1	4	1.389	7	7	5/16	6/2	.455 (10-22)	1	2	9	0	.613
17 Castellano, Angelo	2	3 (3x)	5/16	5/19	.455 (5-11)	1	0	1	4	1.356	2	9	4/1	4/19	.320 (8-25)	2	2	6	0	.438
6 Dungan, Clay	-	3	5/12	5/17	.444 (4-9)	1	0	0	2	1.171	3	6	5/5	5/17	.313 (5-16)	1	1	6	1	.522
24 Eaton, Nate	5	5	5/28	6/2	.400 (8-20)	1	1	1	2	1.155	5	5	4/27	5/2	.368 (7-19)	2	1	3	0	.455
28 Gentry, Tyler	-	5	4/5	4/9	.350 (7-20)	1	0	1	6	.967	2	9 (2x)	4/12	4/23	.167 (5-30)	1	1	9	2	.390
18 Hicklen, Brewer	3	3 (2x)	5/30	6/2	.250 (3-12)	2	0	1	2	.975	3	6	4/30	5/7	.190 (4-21)	2	0	5	0	.346
14 Porter, Logan	2	7	4/1	4/12	.370 (10-27)	2	0	4	7	1.268	7	11	4/1	4/20	.333 (13-39)	4	5	6	0	.413
25 Reetz, Jakson	-	6	4/23	5/7	.350 (7-20)	4	0	2	4	1.285	-	6	4/23	5/7	.350 (7-20)	4	2	2	1	.435
0 Taylor, Samad	-	7	5/12	5/19	.400 (12-30)	3	0	2	8	1.186	-	16	5/12	5/30	.302 (19-63)	6	2	12	2	.429

BOLD indicates longest streak in 2023 among active players

Italics indicates longest personal streak is active

PITCHES/PLATE APPEARANCE & PLATE APPEARANCE DEPTH

PINCH-HITTING LOG (9)

PLAYER	AVG. P/PA	TOTAL PA	TOTAL P	LONGEST PA (#)	DATE	INN.	PITCHER	RESULT	#	DATE	INNING	PINCH HITTER	HITTING FOR	RESULT
19 Alexander, CJ	3.99	150	599	8 (4x)	5/18 vs. TOL	▼ 1	Brenan Hanifee	Flyout (F9)	1.	4/5 vs. Toledo	▼ 9	CJ Alexander	Angelo Castellano	Fielder's Choice (4-6)
16 Blanco, Dairon	3.67	172	631	10 (2x)	5/13 @ SWB	▲ 2	Tanner Tully	Walk	2.	4/14 @ Iowa	▲ 8	Tucker Bradley	Angelo Castellano	2-RBI Double
3 Bradley, Tucker	3.94	109	430	10	4/29 @ NAS	▲ 3	Robert Stock	Groundout (4-3)	3.	4/18 vs. Gwinnett	▼ 9	Tucker Bradley	Angelo Castellano	Strikeout Looking
12 Camargo, Johan	4.68	31	145	9	6/1 vs. MEM	▼ 6	Kyle Leahy	Walk	4.	4/29 @ Nashville	▲ 8	Logan Porter	CJ Alexander	Strikeout Swinging
17 Castellano, Angelo	4.12	140	577	10	4/18 vs. GWN	▼ 3	Michael Soroka	Strikeout Swinging	5.	5/7 vs. Louisville	▼ 9	CJ Alexander	Angelo Castellano	Groundout (4-3)
6 Dungan, Clay	4.34	53	230	10 (2x)	6/2 vs. MEM	▼ 10	Jake Walsh	Walk	6.	5/10 @ Scranton/WB	▲ 8	CJ Alexander	Angelo Castellano	Strikeout Swinging
24 Eaton, Nate	4.17	59	246	10	4/29 @ NAS	▲ 7	Pedro Fernandez	Flyout (F9)	7.	5/12 @ Scranton/WB	▲ 8	Brewer Hicklen	Tucker Bradley	Flyout (F9)
28 Gentry, Tyler	4.22	231	974	9	5/5 vs. LOU	▼ 7	Hunter Strickland	Flyout (F8)	8.	5/20 vs. Toledo	▼ 9	Tucker Bradley	Angelo Castellano	Strikeout Swinging
18 Hicklen, Brewer	3.70	98	363	7 (5x)	5/25 @ STP	▲ 8	Oliver Ortega	Walk	9.	5/27 @ St. Paul	▲ 7	Clay Dungan	Samad Taylor	Groundout, 6-3
14 Porter, Logan	4.02	171	687	8 (8x)	5/24 @ STP	▲ 3	Brent Headrick	Walk	10.					
25 Reetz, Jakson	3.95	86	340	13	4/21 vs. GWN	▼ 2	Allan Winans	Strikeout Swinging	11.					
0 Taylor, Samad	3.97	248	984	9	4/25 @ NAS	▲ 1	Robert Gasser	Strikeout Looking	12.					
TOTALS	4.01	1,548	6,206						13.					

Omaha Pinch Hitters: 1-for-9, 2B, 2 RBI, 4 K

Most-Used Pinch Hitter:
CJ Alexander & Tucker Bradley (3x)

Most Frequently Pinch-Hit For:
Angelo Castellano (6x)

PITCH TIMER VIOLATIONS CALLED ON OMAHA HITTERS (1)

DATE	INNING	UMPIRE	HITTER	COUNT AT CALL	BATTER RESULT (COUNT)
1.	April 12 @ Iowa	▲ 9	Tom Hanahan	Samad Taylor (1)	0-1 Single (0-2)
2.					
3.					
4.					
5.					
6.					
7.					



HR #	PLAYER (SEASON #)	GM # - DATE	OPPONENT	PITCHER	PITCH TYPE	DIRECTION	ON BASE	INNING	OUTS	COUNT	SCORE	FINAL	DISTANCE	EXIT VELO	LAUNCH ANGLE
1.	Logan Porter (1)	2 - April 1	@ Indianapolis	Caleb Smith (L)	4-seam FB	LF	0	▲4	1	2-2	3-0	W, 12-1	417 ft	106.6 mph	32°
2.	Jakson Reetz (1)	2 - April 1	@ Indianapolis	Caleb Smith (L)	Slider	LF	3	▲5	2	2-1	8-0	W, 12-1	408 ft	103.9 mph	25°
3.	Dairon Blanco (1)	3 - April 2	@ Indianapolis	Mike Burrows	4-seam FB	LCF	0	▲5	2	3-2	1-3	W, 8-3	411 ft	105.2 mph	23°
4.	Samad Taylor (1)	3 - April 2	@ Indianapolis	J.C. Flowers	4-seam FB	LF	0	▲8	0	2-1	2-3	W, 8-3	334 ft	104.5 mph	22°
5.	Nick Loftin (1)	3 - April 2	@ Indianapolis	Daniel Zamora (L)	4-seam FB	LF	2	▲8	1	1-2	5-3	W, 8-3	362 ft	97.2 mph	29°
6.	Maikel Garcia (1)	4 - April 4	vs. Toledo	Alex Faedo	4-seam FB	RF	0	▼1	1	2-1	1-0	L, 9-2	349 ft	94.3 mph	35°
7.	Tyler Gentry (1)	5 - April 5	vs. Toledo	Tyler Holton (L)	Cutter	CF	2	▼6	0	2-0	3-1	L, 7-6	417 ft	106.5 mph	27°
8.	Logan Porter (2)	5 - April 5	vs. Toledo	Tyler Holton (L)	Slider	LF	0	▼6	0	3-1	4-1	L, 7-6	346 ft	103.3 mph	37°
9.	Logan Porter (3)	5 - April 5	vs. Toledo	Matt Wisler	4-seam FB	RCF	0	▼8	0	2-2	5-6	L, 7-6	364 ft	94.7 mph	34°
10.	Nick Loftin (2)	6 - April 6	vs. Toledo	Brenan Hanifee	Slider	LCF	0	▼2	0	2-2	1-1	L, 8-5	401 ft	101.8 mph	32°
11.	CJ Alexander (1)	6 - April 6	vs. Toledo	Brenan Hanifee	Sinker	CF	0	▼4	1	2-2	3-6	L, 8-5	409 ft	101.1 mph	35°
12.	Logan Porter (4)	7 - April 7	vs. Toledo	Reese Olson	4-seam FB	LF	0	▼3	0	3-2	5-2	W, 9-4	395 ft	104.3 mph	45°
13.	Freddy Fermin (1)	8 - April 8	vs. Toledo	Will Vest	Slider	CF	3	▼3	2	0-0	6-1	W, 13-8	401 ft	102.1 mph	42°
14.	Angelo Castellano (1)	8 - April 8	vs. Toledo	Will Vest	4-seam FB	LCF	1	▼4	0	2-0	8-1	W, 13-8	401 ft	102.8 mph	33°
15.	Freddy Fermin (2)	8 - April 8	vs. Toledo	Ashton Goudeau	Changeup	CF	1	▼5	0	1-1	10-1	W, 13-8	428 ft	105.9 mph	28°
16.	CJ Alexander (2)	8 - April 8	vs. Toledo	Ashton Goudeau	Changeup	LF	0	▼7	0	1-0	11-8	W, 13-8	351 ft	92.4 mph	43°
17.	Angelo Castellano (2)	9 - April 9	vs. Toledo	Alex Faedo	4-seam FB	LF	0	▼3	1	0-0	1-0	L, 8-2	373 ft	98.0 mph	25°
18.	Samad Taylor (2)	10 - April 11	@ Iowa	Roenis Elias (L)	4-seam FB	CF	2	▲5	2	0-2	3-9	L, 9-6	405 ft	100.9 mph	25°
19.	Freddy Fermin (3)	10 - April 11	@ Iowa	Brandon Hughes (L)	4-seam FB	LF	1	▲6	2	0-1	6-9	L, 9-6	398 ft	100.3 mph	33°
20.	CJ Alexander (3)	11 - April 12	@ Iowa	Riley Thompson	Changeup	RF	0	▲2	0	1-0	2-1	W, 10-6	394 ft	104.3 mph	24°
21.	Tyler Gentry (2)	11 - April 12	@ Iowa	Riley Thompson	Slider	LF	0	▲3	2	1-2	3-1	W, 10-6	393 ft	103.3 mph	26°
22.	Tucker Bradley (1)	11 - April 12	@ Iowa	Rowan Wick	4-seam FB	RCF	1	▲6	2	1-1	7-3	W, 10-6	392 ft	98.2 mph	29°
23.	Nick Loftin (3)	11 - April 12	@ Iowa	Anthony Kay (L)	Slider	CF	0	▲8	0	2-1	8-6	W, 10-6	420 ft	104.3 mph	28°
24.	Nick Loftin (4)	12 - April 13	@ Iowa	Nick Neidert	4-seam FB	LF	0	▲4	2	3-2	1-11	L, 14-1	370 ft	100.4 mph	38°
25.	Nick Pratto (1)	15 - April 19	vs. Gwinnett	Beau Burrows	Slider	CF	0	▼2	0	1-2	1-1	L, 6-2	399 ft	100.2 mph	26°
26.	Logan Porter (5)	15 - April 19	vs. Gwinnett	Beau Burrows	Slider	LF	0	▼4	1	1-2	2-3	L, 6-2	350 ft	94.9 mph	50°
27.	CJ Alexander (4)	17 - April 21	vs. Gwinnett	Allan Winans	Changeup	RF	0	▼2	2	0-0	1-1	L, 7-3	395 ft	96.2 mph	37°
28.	Nick Pratto (2)	18 - April 22	vs. Gwinnett	Dylan Dodd (L)	Changeup	RF	1	▼1	2	3-1	2-0	L, 5-2	350 ft	88.4 mph	39°
29.	Nate Eaton (1)	22 - April 27	@ Nashville	Janson Junk	Sweeper	LF	0	▲2	2	2-2	1-0	W, 2-1	403 ft	103.0 mph	32°
30.	Freddy Fermin (4)	24 - April 29	@ Nashville	Robert Stock	4-seam FB	RCF	2	▲1	1	3-1	4-0	L, 6-5 (10)	381 ft	104.3 mph	23°
31.	Tyler Gentry (3)	25 - April 30	@ Nashville	Robert Gasser (L)	4-seam FB	LF	1	▲3	2	1-0	2-1	W, 10-6	391 ft	100.6 mph	33°
32.	Logan Porter (6)	25 - April 30	@ Nashville	Robert Gasser (L)	Slider	LF	0	▲4	0	2-1	3-1	W, 10-6	389 ft	102.3 mph	29°
33.	Freddy Fermin (5)	25 - April 30	@ Nashville	Robert Gasser (L)	Changeup	LF	0	▲5	1	2-0	5-1	W, 10-6	368 ft	94.8 mph	35°
34.	Nick Loftin (5)	28 - May 4	vs. Louisville	Silvino Bracho	Slider	LF	0	▼7	0	0-0	8-11	L, 12-10	365 ft	101.1 mph	19°
35.	Jakson Reetz (2)	29 - May 5	vs. Louisville	Brandon Williamson (L)	4-seam FB	LF	1	▼2	1	0-0	2-1	W, 6-2	346 ft	100.2 mph	27°
36.	Nick Loftin (6)	29 - May 5	vs. Louisville	Brandon Williamson (L)	Slider	CF	0	▼6	0	0-0	3-1	W, 6-2	395 ft	105.6 mph	24°
37.	Angelo Castellano (3)	30 - May 6	vs. Louisville	Ryan Nutof	Curveball	LF	1	▼7	2	2-2	8-8	W, 11-9	376 ft	95.2 mph	29°
38.	Jakson Reetz (3)	31 - May 7	vs. Louisville	Andrew Abbott (L)	Changeup	LF	0	▼4	1	2-0	1-0	L, 4-3	426 ft	104.4 mph	32°
39.	Franmil Reyes (1)	31 - May 7	vs. Louisville	Andrew Abbott (L)	Curveball	LCF	1	▼5	2	3-2	3-0	L, 4-3	389 ft	100.8 mph	29°
40.	Clay Dungan (1)	32 - May 9	@ Scranton/WB	Mitch Spence	4-seam FB	RCF	0	▲3	0	1-00	2-2	L, 14-2	388 ft	104.0 mph	28°
41.	Dairon Blanco (2)	33 - May 10	@ Scranton/WB	Luis Severino	Changeup	LF	0	▲3	0	0-1	1-1	L, 4-3	377 ft	99.6 mph	24°
42.	CJ Alexander (5)	34 - May 11	@ Scranton/WB	Colten Brewer	Slider	CF	0	▲9	0	1-1	3-1	W, 4-3 (11)	422 ft	106.4 mph	23°
43.	CJ Alexander (6)	36 - May 13	@ Scranton/WB	Greg Weissert	Sweeper	RF	0	▲6	1	0-0	4-3	L, 8-6	377 ft	102.7 mph	39°
44.	CJ Alexander (7)	37 - May 14	@ Scranton/WB	Mitch Spence	4-seam FB	RCF	0	▲2	0	3-2	1-1	W, 6-3	416 ft	109.9 mph	24°
45.	Brewer Hicklen (1)	37 - May 14	@ Scranton/WB	D.J. Snelten (L)	Changeup	LF	0	▲9	0	2-1	4-3	W, 6-3	344 ft	109.5 mph	25°
46.	Samad Taylor (3)	37 - May 14	@ Scranton/WB	D.J. Snelten (L)	4-seam FB	RCF	1	▲9	2	3-1	6-3	W, 6-3	346 ft	95.2 mph	29°
47.	Samad Taylor (4)	39 - May 17	vs. Toledo	Zach Logue (L)	4-seam FB	RCF	1	▼1	0	0-1	2-1	W, 16-8	372 ft	100.0 mph	30°
48.	Logan Porter (7)	39 - May 17	vs. Toledo	Zach Logue (L)	4-seam FB	LF	1	▼1	0	0-0	4-1	W, 16-8	401 ft	102.3 mph	38°
49.	Angelo Castellano (4)	39 - May 17	vs. Toledo	Miguel Del Pozo (L)	4-seam FB	LF	1	▼5	2	1-0	10-5	W, 16-8	385 ft	99.2 mph	26°
50.	Brewer Hicklen (2)	40 - May 18	vs. Toledo	Miguel Diaz	Sinker	LCF	2	▼8	0	2-0	9-0	W, 9-0	443 ft	108.4 mph	32°
51.	Drew Waters (1)	43 - May 21	vs. Toledo	Ashton Goudeau	4-seam FB	RCF	0	▼3	0	1-1	1-2	W, 8-4	408 ft	108.7 mph	29°
52.	Drew Waters (2)	43 - May 21	vs. Toledo	Ashton Goudeau	Changeup	LCF	1	▼4	1	2-0	4-3	W, 8-4	366 ft	99.5 mph	32°
53.	Tucker Bradley (2)	43 - May 21	vs. Toledo	Seth Elledge	Sinker	LCF	1	▼6	0	1-1	6-4	W, 8-4	388 ft	100.5 mph	28°
54.	Jakson Reetz (4)	43 - May 21	vs. Toledo	Braden Bristo	Sweeper	LF	0	▼7	0	2-1	8-4	W, 8-4	412 ft	104.1 mph	36°
55.	Dairon Blanco (3)	44 - May 23	@ St. Paul	Simeon Woods Richardson	4-seam FB	CF	0	▲4	1	1-1	4-0	W, 6-1	455 ft	104.5 mph	28°
56.	Nick Loftin (7)	45 - May 24	@ St. Paul	Brent Headrick (L)	Changeup	LF	2	▲3	1	2-2	3-5	L, 6-5	433 ft	103.7 mph	24°
57.	Nick Loftin (8)	46 - May 25	@ St. Paul	Cody Laweryson	Sweeper	LF	2	▲7	0	1-2	4-4	L, 8-6	357 ft	97.3 mph	22°
58.	Johan Camargo (1)	48 - May 27	@ St. Paul	Randy Dobnak	Changeup	CF	0	▲5	0	1-2	1-3	L, 14-1	426 ft	102.2 mph	26°
59.	Nick Loftin (9)	50 - May 30	vs. Memphis	Jake Woodford	Curveball	LF	1	▼1	2	0-0	2-1	W, 7-6	370 ft	91.0 mph	29°
60.	Tyler Gentry (3)	50 - May 30	vs. Memphis	Connor Thomas (L)	Slider	LCF	1	▼3	0	2-1	4-1	W, 7-6	471 ft	103.6 mph	27°
61.	Johan Camargo (2)	52 - June 1	vs. Memphis	Dakota Hudson	Slider	RCF	1	▼4	2	0-2	2-1	L, 12-6	393 ft	98.2 mph	31°
62.	Brewer Hicklen (3)	52 - June 1	vs. Memphis	Ryan Loutos	Sinker	CF	0	▼7	0	1-0	4-10	L, 12-6	425 ft	105.8 mph	33°
63.	CJ Alexander (8)	52 - June 1	vs. Memphis	Ryan Loutos	Cutter	RCF	1	▼8	0	2-2	5-12	L, 12-6	400 ft	102.8 mph	30°
64.	Nate Eaton (2)	53 - June 2	vs. Memphis	Tommy Parsons	4-seam FB	LF	0	▼1	1	0-0	1-0	W, 10-9 (10)	330 ft	103.3 mph	46°



HOME RUN BREAKDOWN

PLAYER	2023 TOTAL	HOME ROAD		RHP LHP		OUTS			RUNNERS ON				TIED GO		DIRECTION					BESTS		LAST HOME RUN					
		0	1	2	0	1	2	3	GAME	AHEAD	LF	LCF	CF	RCF	RF	FT	MPH	DATE	OPPONENT	PITCHER	KIND	INN	PA	SINCE			
Nick Loftin	9	4	5	5	4	5	2	2	5	1	3	-	2	2	6	1	2	-	-	433	105.6	5/30	vs. Memphis	J. Woodford	2-Run	▼ 1	3
CJ Alexander	8	4	4	8	-	5	2	1	7	1	-	-	2	2	1	-	2	2	3	422	109.9	6/1	vs. Memphis	R. Loutos	2-Run	▼ 8	6
Logan Porter	7	5	2	3	4	5	2	-	6	1	-	-	-	-	6	-	-	1	-	417	106.6	5/17	vs. Toledo	Z. Logue	2-Run	▼ 1	57
Freddy Fermin	5	2	3	3	2	1	2	2	1	2	1	1	-	-	2	-	2	1	-	428	105.9	4/30	@ Nashville	R. Gasser	Solo	▲ 5	2
Tyler Gentry	4	2	2	1	3	2	-	2	1	2	1	-	-	2	2	1	1	-	471	106.5	5/30	vs. Memphis	C. Thomas	2-Run	▼ 3	17	
Jakson Reetz	4	3	1	1	3	1	2	1	2	1	-	1	-	2	4	-	-	-	426	104.4	5/21	vs. Toledo	B. Bristo	Solo	▼ 7	16	
Angelo Castellano	4	4	-	3	1	1	1	2	1	3	-	-	1	1	3	1	-	-	401	102.8	5/17	vs. Toledo	M. Del Pozo	2-Run	▼ 5	39	
Samad Taylor	4	1	3	1	3	2	-	2	1	2	1	-	-	1	1	-	1	2	-	405	104.5	5/17	vs. Toledo	Z. Logue	2-Run	▼ 1	67
Brewer Hicklen	3	2	1	2	1	3	-	-	2	-	1	-	-	1	1	1	-	-	443	109.5	6/1	vs. Memphis	R. Loutos	Solo	▼ 7	6	
Dairon Blanco	3	-	3	3	-	1	1	1	3	-	-	-	-	1	1	1	1	-	455	105.2	5/23	@ St. Paul	S. Woods Richardson	Solo	▲ 4	38	
Nate Eaton	2	1	1	2	-	-	1	1	2	-	-	-	-	2	2	-	-	-	403	103.3	6/2	vs. Memphis	T. Parsons	Solo	▼ 1	4	
Johan Camargo	2	1	1	2	-	1	-	1	1	1	-	-	-	1	-	-	1	1	-	426	102.2	6/1	vs. Memphis	D. Hudson	Solo	▼ 4	8
Drew Waters	2	2	-	2	-	1	1	-	1	1	-	-	-	1	-	1	-	1	-	408	108.7	5/21	vs. Toledo	A. Goudeau	2-Run	▼ 6	12
Tucker Bradley	2	1	1	2	-	1	-	1	-	2	-	-	-	1	-	1	-	1	-	392	100.5	5/21	vs. Toledo	S. Elledge	2-Run	▼ 4	19
Nick Pratto	2	2	-	1	1	1	-	1	1	1	-	-	1	1	-	-	1	-	399	100.2	4/22	@ Scranton/WB	D. Dodd	2-Run	▼ 1	19	
Clay Dungan	1	-	1	1	-	1	-	-	1	-	-	-	-	1	-	-	-	1	-	388	104.0	5/9	@ Scranton/WB	M. Spence	Solo	▲ 3	49
Franmil Reyes	1	1	-	-	1	-	-	1	-	1	-	-	-	-	-	1	-	-	389	100.8	5/7	vs. Louisville	A. Abbott	2-Run	▼ 5	1	
Maikel Garcia	1	1	-	1	-	-	1	-	1	-	-	-	-	1	-	-	-	1	-	349	94.3	4/4	vs. Toledo	A. Faedo	Solo	▼ 1	94
	64	36	28	41	23	31	15	18	36	19	7	2	7	19	29	8	12	10	5								

INNING DISTRIBUTION

1st Inning	2nd Inning	3rd Inning	4th Inning	5th Inning	6th Inning	7th Inning	8th Inning	9th Inning	10th Inning	11th Inning
7	7	10	10	8	7	6	6	3	-	-

NOTABLE STORM CHASERS HOME RUNS

BACK-TO-BACK HOMERS (1)		2-HOMER GAMES (3)		3-HOMER GAMES (0)		GRAND SLAMS (2)	
PLAYERS	DATE/OPPONENT (INN.)	PLAYER (CAREER NO.)	DATE/OPPONENT	PLAYER (CAREER NO.)	DATE/OPPONENT	PLAYER (CAREER NO.)	DATE/OPPONENT (INN.)
Tyler Gentry & Logan Porter	4/5 vs. Toledo (6th)	Logan Porter (3rd)	4/5 vs. Toledo			Jakson Reetz (1st)	4/1 @ Indianapolis (5th)
		Freddy Fermin (4th)	4/8 vs. Toledo			Freddy Fermin (3rd)	4/8 vs. Toledo (3rd)
		Drew Waters (3rd)	5/21 vs. Toledo				

LEADOFF HOMERS (0)		INSIDE-THE PARK HOMERS (0)		PINCH-HIT HOMERS (0)		WALK-OFF HOMERS (0)	
PLAYER (CAREER NO.)	DATE/OPPONENT	PLAYER (CAREER NO.)	DATE/OPPONENT (INN.)	PLAYER (CAREER NO.)	DATE/OPPONENT (INN.)	PLAYER	DATE/OPPONENT

HOME RUN SITUATION	# OF	DATE OF LAST	BATTER (*23 HR #)	PITCHER	COUNT	RUNNERS ON	OUTS	INNING	SCORE @ HR	FINAL
GO-AHEAD HOME RUN	19	June 2 vs. Memphis	Nate Eaton (2)	Tommy Parsons	0-0	0	1	▼ 1	1-0	W, 10-9 (10)
GAME-TYING HOME RUN	7	May 25 @ St. Paul	Nick Loftin (8)	Cody Laweryson	1-2	2	0	▲ 7	4-4	L, 8-6

NOTABLE OPPOSING HOME RUNS

BACK-TO-BACK HOMERS (2)		2-HOMER GAMES (2)		3-HOMER GAMES (1)		GRAND SLAMS (3)	
PLAYERS	DATE/OPPONENT (INN.)	PLAYER (CAREER NO.)	DATE/OPPONENT	PLAYER (CAREER NO.)	DATE/OPPONENT	PLAYER	DATE/OPPONENT (INN.)
Encarnacion-Strand & Benson	5/4 vs. Louisville (1st)	Jermaine Palacios (5)	5/17 vs. Toledo	Christian Encarnacion-Strand (1)	5/4 vs. Louisville	Andy Ibañez	April 6 vs. Toledo (3rd)
Jordan Walker & Moisés Gómez	5/31 vs. Memphis (6th)	Moisés Gómez (7)	5/31 vs. Memphis			Andrés Chaparro	May 9 @ Scranton/WB (7th)
						Jair Camargo	May 28 @ St. Paul (7th)

LEADOFF HOMERS (4)		INSIDE-THE PARK HOMERS (0)		PINCH-HIT HOMERS (0)		WALK-OFF HOMERS (2)	
PLAYER	DATE/OPPONENT	PLAYER	DATE/OPPONENT (INN.)	PLAYER	DATE/OPPONENT (INN.)	PLAYER	DATE/OPPONENT
Christopher Morel	4/14 @ Iowa					Michael Hermosillo	5/10 @ Scranton/WB
Forrest Wall	4/19 vs. Gwinnett					Ben Rortvedt	5/13 @ Scranton/WB
Michael Siani	5/3 vs. Louisville						
Michael Siani	5/5 vs. Louisville						



AFTER-INNING RECORDS

	LEADING	TRAILING	TIED
AFTER 1 INNING	7 - 6	6 - 9	10 - 15
AFTER 2 INNINGS	13 - 7	8 - 12	2 - 11
AFTER 3 INNINGS	16 - 8	4 - 16	3 - 6
AFTER 4 INNINGS	17 - 7	4 - 19	2 - 4
AFTER 5 INNINGS	17 - 6	4 - 21	2 - 3
AFTER 6 INNINGS	18 - 6	4 - 24	1 - 0
AFTER 7 INNINGS	18 - 5	4 - 23	1 - 2
AFTER 8 INNINGS	20 - 1	2 - 26	1 - 2

STORM CHASERS BIG INNINGS

DATE	INNING	RUNS
1. May 17 vs. Toledo	1st	7
April 2 @ Indianapolis	8th	7
3. May 18 vs. Toledo	8th	6
April 8 vs. Toledo	3rd	6
5.		
6.		
7.		
8.		

SCORE BY INNINGS

	1	2	3	4	5	6	7	8	9	10	11+	TOTAL
Omaha	37	24	38	27	48	27	28	37	28	1	1	296
Opponents	36	44	33	29	35	58	34	43	25	1	0	338
Difference	1	-20	5	-2	13	-31	-6	-6	3	0	1	-42

SCORE BY INNINGS V. MEMPHIS	1	2	3	4	5	6	7	8	9	10	11+	TOTAL
Omaha	3	1	5	4	9	1	1	2	0	1	0	27
Memphis	1	1	2	9	1	14	2	4	2	0	0	36
vs. Memphis Difference	2	0	3	-5	8	-13	-1	-2	-2	1	0	-9

MULTI-RUN INNINGS

	2	3	4	5	6	7	8	9	10+	TOTAL
Storm Chasers	38	17	9	2	3	2	-	-	-	71
Opponents	38	22	8	5	4	2	1	1	-	81

RECORD BY RUNS SCORED/ALLOWED

RUNS	0	1	2	3	4	5	6	7	8	9	10	11	12	13+
SCORED	0-1	0-4	1-6	1-6	1-3	1-3	4-6	1-0	3-0	3-0	3-1	2-0	1-0	2-0
ALLOWED	1-0	2-0	3-0	4-0	2-5	0-2	4-3	0-3	3-5	2-5	0-2	0-0	0-2	0-3

RECORD BY MARGIN OF VICTORY/DEFEAT

1 Run	2 Runs	3 Runs	4 Runs	5 Runs	6 Runs	7 Runs	8 Runs	9 Runs	10+ Runs
5 - 6	4 - 3	2 - 6	4 - 3	4 - 3	0 - 4	0 - 2	2 - 0	1 - 0	1 - 3

2023 STORM CHASERS MONTH BY MONTH

HITTING

MONTH	AVG	G	AB	R	H	TB	2B	3B	HR	RBI	BB	IBB	SO	SB	CS	OBP	SLG	OPS	SAC	SF	HBP	GIDP	LOB
MARCH	.300	1	40	8	12	16	2	1	0	8	9	0	12	5	0	.429	.400	.829	0	0	0	0	14
APRIL	.250	24	799	124	200	352	49	2	33	118	99	0	204	38	8	.337	.441	.778	1	11	11	24	156
MAY	.269	26	885	148	238	386	53	7	27	131	120	0	218	58	13	.366	.436	.802	1	6	19	28	198
JUNE	.297	2	74	16	22	40	6	0	4	15	9	0	18	5	1	.376	.541	.917	2	1	1	2	16
JULY																							
AUGUST																							
SEPTEMBER																							
TOTAL	.263	53	1798	296	472	794	110	10	64	272	237	0	452	106	22	.355	.442	.797	4	18	31	54	384

PITCHING

MONTH	W	L	ERA	G	GS	CG	SHO	GF	HLD	SV	SVO	IP	H	R	ER	HR	HB	BB	SO	WP	BK	WHIP	AVG
MARCH	1	0	6.00	1	1	0	0	1	0	1	1	9.0	11	6	6	1	1	2	7	0	1	1.44	.297
APRIL	9	15	5.65	24	24	0	0	24	11	3	7	212.0	238	149	133	30	17	104	198	16	2	1.61	.284
MAY	12	14	5.61	26	26	0	1	26	17	6	12	229.1	247	162	143	46	15	126	235	13	1	1.63	.278
JUNE	1	1	9.00	2	2	0	0	2	1	0	1	19.0	23	21	19	4	0	18	18	0	0	2.16	.299
JULY																							
AUGUST																							
SEPTEMBER																							
TOTAL	23	30	5.77	53	53	0	1	53	29	10	21	469.1	519	338	301	81	33	250	458	29	4	1.64	.282

2023 WALK-OFF TRACKER (1 FOR, 5 AGAINST)

GAME #	DATE	OPPONENT	FINAL (INN.)	PLAYER	WINNING RUN	PITCHER	HOW	OUTS	COUNT
23	April 28	@ Nashville	L, 4-3 (9)	Brian Navarreto	Skye Bolt	Josh Dye	Throwing error by 3B Maikel Garcia	2	1-0
24	April 29	@ Nashville	L, 6-5 (10)	Keston Hiura	Eddy Alvarez	Evan Sisk	Infield single to SS Angelo Castellano	1	2-1
33	May 10	@ Scranton/WB	L, 4-3 (9)	Michael Herмосillo	Michael Herмосillo	Dylan Coleman	Solo home run to LF	0	2-1
36	May 13	@ Scranton/WB	L, 8-6 (9)	Ben Rortvedt	Estevan Florial	Brooks Kriske	3-run home run to RCF	1	2-2
45	May 24	@ Toledo	L, 6-5 (9)	Jose Miranda	Andrew Stevenson	Brooks Kriske	RBI single to LF	0	1-1
53	June 2	vs. Memphis	W, 10-9 (10)	Dairon Blanco	Brewer Hicklen	Jake Walsh	Sacrifice fly to RF	1	2-2

Bold Indicates Omaha Walk-Off Win

2023 STORM CHASERS EJECTIONS (4)

DATE	INNING	WHO (POSITION) / # IN 2023	WHY	UMPIRE (POSITION)
1. April 21 vs. Gwinnett	▼ 6	Mike Jirschele (Manager) / 1st	Balls/Strikes	Takahito Matsuda (Home Plate)
2. April 21 vs. Gwinnett	▲ 7	Dane Johnson (Pitching Coach) / 1st	Balk	Takahito Matsuda (Home Plate)
3. April 21 vs. Gwinnett	▼ 8	CJ Alexander (Designated Hitter) / 1st	Balls/Strikes	Takahito Matsuda (Home Plate)
4. May 11 @ Scranton/WB	▼ 9	Mike Jirschele (Manager) / 2nd	Hit By Pitch	Robert Nunez (Home Plate)



ABS CHALLENGE TRACKER (18-FOR-48 / 37.5%)

#	GM # - DATE	OPPONENT	PLAYER CHALLENGING	POSITION	INNING	CALL (COUNT)	OVERTURNED?	PLAY RESULT (COUNT)	OPPONENT	UMPIRE
1.	23 - April 28	@ Nashville	Logan Porter	Catcher	▼ 6	Ball (0-0)	No	Lineout, L9 (1-1)	Thomas Pannone (P)	Paul Clemons
2.	23 - April 28	@ Nashville	Maikel Garcia	Batter	▲ 8	Strike (1-0)	No	Groundout, 5-4 (1-1)	Thomas Pannone (P)	Paul Clemons
3.	29 - May 5	vs. Louisville	Jakson Reetz	Catcher	▲ 8	Ball (0-0)	No	Walk (3-0)	Chuckie Robinson (C)	Tyler Jones
4.	29 - May 5	vs. Louisville	Jakson Reetz	Catcher	▲ 9	Ball (1-0)	No	Strikeout Looking (2-2)	T.J. Hopkins (LF)	Tyler Jones
5.	31 - May 7	vs. Louisville	Dairon Blanco	Batter	▼ 2	Strike (3-2)	No	Strikeout Looking (3-2)	Andrew Abbott (P)	Randy Rosenberg
6.	31 - May 7	vs. Louisville	Brewer Hicklen	Batter	▼ 3	Strike (3-2)	YES	Walk (3-2)	Andrew Abbott (P)	Randy Rosenberg
7.	31 - May 7	vs. Louisville	Jakson Reetz	Catcher	▲ 4	Ball (3-2)	No	Walk (3-2)	Nick Martini (RF)	Randy Rosenberg
8.	31 - May 7	vs. Louisville	Logan Porter	Batter	▼ 5	Strike (3-2)	No	Strikeout Looking (3-2)	Andrew Abbott (P)	Randy Rosenberg
9.	35 - May 12	@ Scranton/WB	Jakson Reetz	Catcher	▼ 5	Ball (0-0)	YES	Lineout, L9 (0-2)	Carlos Narvaez (C)	Dillon Wilson
10.	35 - May 12	@ Scranton/WB	Jakson Reetz	Catcher	▼ 7	Ball (2-1)	YES	Strikeout Looking (2-2)	Jamie Westbrook (2B)	Dillon Wilson
11.	35 - May 12	@ Scranton/WB	Jakson Reetz	Batter	▲ 8	Strike (1-1)	No	Strikeout Swinging (1-2)	Matt Bowman (P)	Dillon Wilson
12.	35 - May 12	@ Scranton/WB	Nick Wittgren	Pitcher	▼ 9	Ball (2-1)	No	Walk (3-2)	Jesus Bastidas (SS)	Dillon Wilson
13.	36 - May 13	@ Scranton/WB	Jackson Kowar	Pitcher	▼ 9	Ball (3-2)	No	Walk (3-2)	Billy McKinney (CF)	Raul Moreno
14.	36 - May 13	@ Scranton/WB	Logan Porter	Catcher	▼ 9	Ball (0-0)	No	Home Run (2-2)	Ben Rortved (C)	Raul Moreno
15.	37 - May 14	@ Scranton/WB	Jakson Reetz	Catcher	▼ 3	Ball (3-2)	No	Walk (3-2)	Andrés Chaparro (3B)	Robert Nunez
16.	37 - May 14	@ Scranton/WB	Jakson Reetz	Catcher	▼ 5	Ball (3-2)	No	Walk (3-2)	Elijah Dunham (LF)	Robert Nunez
17.	37 - May 14	@ Scranton/WB	Jakson Reetz	Catcher	▼ 7	Ball (2-2)	YES	Strikeout Looking (2-2)	Franchy Cordero (RF)	Robert Nunez
18.	37 - May 14	@ Scranton/WB	Jakson Reetz	Catcher	▼ 8	Ball (1-1)	No	Single (2-1)	Estevan Florial (CF)	Robert Nunez
19.	41 - May 19	vs. Toledo	Daniel Mengden	Pitcher	▲ 5	Ball (1-0)	No	Flyout, F8 (2-0)	Corey Joyce (SS)	John Bacon
20.	42 - May 20	vs. Toledo	Jakson Reetz	Catcher	▲ 2	Ball (2-2)	YES	Strikeout Looking (2-2)	Donny Sands (C)	Jhonatan Biarreta
21.	42 - May 20	vs. Toledo	Jakson Reetz	Catcher	▲ 3	Ball (1-1)	YES	Groundout, 5-3 (1-2)	Justyn-Henry Malloy (3B)	Jhonatan Biarreta
22.	42 - May 20	vs. Toledo	Jakson Reetz	Batter	▼ 3	Strike (2-2)	No	Strikeout Looking (2-2)	Reese Olson (P)	Jhonatan Biarreta
23.	42 - May 20	vs. Toledo	Jakson Reetz	Catcher	▲ 6	Ball (2-0)	No	RBI Walk (3-2)	Justyn-Henry Malloy (3B)	Jhonatan Biarreta
24.	42 - May 20	vs. Toledo	Jakson Reetz	Catcher	▲ 6	Ball (3-0)	YES	RBI Walk (3-2)	Justyn-Henry Malloy (3B)	Jhonatan Biarreta
25.	42 - May 20	vs. Toledo	Jakson Reetz	Catcher	▲ 7	Ball (0-0)	No	Single (3-1)	Andre Lipcius (LF)	Jhonatan Biarreta
26.	43 - May 21	vs. Toledo	Jakson Reetz	Catcher	▲ 2	Ball (0-1)	YES	Walk (3-2)	Donny Sands (C)	Kelvis Velez
27.	43 - May 21	vs. Toledo	Angelo Castellano	Batter	▼ 4	Strike (0-1)	YES	Flyout, F8 (2-2)	Ashton Goudeau (P)	Kelvis Velez
28.	43 - May 21	vs. Toledo	Jakson Reetz	Catcher	▲ 5	Ball (0-1)	No	Hit By Pitch (2-2)	Donny Sands (C)	Kelvis Velez
29.	43 - May 21	vs. Toledo	Brewer Hicklen	Batter	▼ 5	Strike (1-0)	YES	Lineout, L7 (2-1)	Seth Elledge (P)	Kelvis Velez
30.	43 - May 21	vs. Toledo	Jakson Reetz	Catcher	▲ 6	Ball (1-1)	No	Lineout, L6 (2-2)	Justyn-Henry Malloy (DH)	Kelvis Velez
31.	43 - May 21	vs. Toledo	Dairon Blanco	Batter	▼ 6	Strike (3-2)	YES	Walk (3-2)	Seth Elledge (P)	Kelvis Velez
32.	43 - May 21	vs. Toledo	Drew Waters	Batter	▼ 6	Strike (0-2)	YES	Double (1-2)	Seth Elledge (P)	Kelvis Velez
33.	43 - May 21	vs. Toledo	Logan Porter	Batter	▼ 6	Strike (1-1)	YES	Walk (3-2)	Braden Bristo (P)	Kelvis Velez
34.	43 - May 21	vs. Toledo	Jakson Reetz	Catcher	▲ 9	Ball (1-0)	YES	Double Play, 5-4-3 (2-2)	Donny Sands (C)	Kelvis Velez
35.	47 - May 26	@ St. Paul	Jakson Reetz	Catcher	▼ 4	Ball (0-1)	No	Lineout, L5 (1-1)	Chris Williams (DH)	Derek Thomas
36.	47 - May 26	@ St. Paul	Jakson Reetz	Catcher	▼ 6	Ball (3-1)	YES	Strikeout Swinging (3-2)	Chris Williams (DH)	Derek Thomas
37.	47 - May 26	@ St. Paul	Jakson Reetz	Catcher	▼ 6	Ball (0-0)	YES	Groundout, 1-3 (0-1)	Andrew Bechtold (3B)	Derek Thomas
38.	47 - May 26	@ St. Paul	Jakson Reetz	Catcher	▼ 8	Ball (2-2)	No	Walk (3-2)	Hernan Perez (LF)	Derek Thomas
39.	47 - May 26	@ St. Paul	Jakson Reetz	Catcher	▼ 9	Ball (0-0)	No	Double (2-0)	Andrew Stevenson (CF)	Derek Thomas
40.	48 - May 27	@ St. Paul	Logan Porter	Catcher	▼ 4	Ball (1-2)	No	Flyout, F6 (2-2)	Andrew Stevenson (CF)	Darius Ghani
41.	48 - May 27	@ St. Paul	Jonah Dipoto	Pitcher	▼ 5	Ball (1-0)	YES	Strikeout Swinging (2-2)	Andrew Bechtold (2B)	Darius Ghani
42.	48 - May 27	@ St. Paul	Logan Porter	Catcher	▼ 8	Ball (0-0)	No	Fielder's Chpocce, 6-4 (1-1)	Andrew Stevenson (CF)	Darius Ghani
43.	49 - May 28	@ St. Paul	Jakson Reetz	Catcher	▼ 3	Ball (0-0)	No	Single (2-2)	Jair Camargo (DH)	Mike Rains
44.	49 - May 28	@ St. Paul	Jakson Reetz	Catcher	▼ 5	Ball (0-1)	YES	Strikeout Swinging (0-2)	Alex De Goti (2B)	Mike Rains
45.	49 - May 28	@ St. Paul	Tyler Gentry	Batter	▲ 7	Strike (1-2)	No	Strikeout Looking (1-2)	Josh Winder (P)	Mike Rains
46.	49 - May 28	@ St. Paul	Jakson Reetz	Catcher	▼ 7	Ball (1-1)	No	Walk (3-2)	Ryan LaMarre (RF)	Mike Rains
47.	53 - June 2	vs. Memphis	Tucker Bradley	Batter	▼ 5	Strike (1-2)	No	Walk (3-2)	Andrew Suarez (P)	Paul Clemons
48.	53 - June 2	vs. Memphis	Brewer Hicklen	Batter	▼ 9	Strike (1-1)	No	Strikeout Swinging (1-2)	Jake Walsh (P)	Paul Clemons

ABS CHALLENGES BY PLAYER

HITTERS - 43% (6-FOR-14)	TOTAL CHALLENGES	SUCCESSFUL CHALLENGES	SUCCESS RATE (%)
Dairon Blanco	2	1	50%
Tucker Bradley	1	0	0%
Angelo Castellano	1	1	100%
Maikel Garcia	1	0	0%
Tyler Gentry	1	0	0%
Brewer Hicklen	3	2	67%
Logan Porter	2	1	50%
Jakson Reetz	2	0	0%
Drew Waters	1	1	100%

CATCHERS - 36% (11-FOR-30)	TOTAL CHALLENGES	SUCCESSFUL CHALLENGES	SUCCESS RATE (%)
Logan Porter	4	0	0%
Jakson Reetz	26	11	42%

PITCHERS - 25% (1-FOR-4)	TOTAL CHALLENGES	SUCCESSFUL CHALLENGES	SUCCESS RATE (%)
Jonah Dipoto	1	1	100%
Jackson Kowar	1	0	0%
Daniel Mengden	1	0	0%
Nick Wittgren	1	0	0%

ABS CHALLENGES BY COUNT

COUNT	TOTAL CHALLENGES	SUCCESSFUL CHALLENGES	SUCCESS RATE (%)
0-0 Count	9	1	11%
0-1 Count	5	3	60%
0-2 Count	1	1	100%
1-0 Count	6	3	50%
1-1 Count	7	3	43%
1-2 Count	3	0	0%
2-0 Count	1	0	0%
2-1 Count	2	1	50%
2-2 Count	4	2	50%
3-0 Count	1	1	100%
3-1 Count	1	1	100%
3-2 Count	8	2	25%

ABS CHALLENGES BY INNING

INNING	CHALLENGES	SUCCESSFUL CHALLENGES	SUCCESS RATE (%)
1st Inning	0	-	-
2nd Inning	3	2	67%
3rd Inning	5	2	40%
4th Inning	4	1	25%
5th Inning	9	4	44%
6th Inning	9	6	67%
7th Inning	5	2	40%
8th Inning	6	0	0%
9th Inning	7	1	14%
Extras	0	-	-

ABS CHALLENGES BY GAME

DATE	TOTAL	SUCCESSFUL	SUCCESS RATE (%)	DATE	TOTAL	SUCCESSFUL	SUCCESS RATE (%)
April 28	2	0	0%	June 2	2	0	0%
May 5	2	0	0%	June 3	2	0	0%
May 6	0	0	-	June 4	0	0	-
May 7	4	1	25%				
May 12	4	2	50%				
May 13	2	0	0%				
May 14	4	1	25%				
May 19	1	0	0%				
May 20	6	3	50%				
May 21	9	7	78%				
May 26	5	2	40%				
May 27	3	1	33%				
May 28	3	1	33%				



PITCHING	
vs. Left-Handed Starter	7-9
vs. Right-Handed Starter	16-21
WITH Left-Handed Starter	12-12
WITH Right-Handed Starter	11-18
0-4 strikeouts	0-1
5-9 strikeouts	15-19
10+ strikeouts	8-10
0 runs of support	0-10
1-4 runs of support	15-17
5-9 runs of support	8-3
10+ runs of support	
SCORING	
1-Run Games	5-6
2-Run Games	4-3
3-4-Run Games	6-9
5+ Run Games	8-12
Extra Innings	2-1
Shutouts	1-1
Doubleheaders	
Scoring 0-2 Runs	1-11
3-5 Runs	3-12
6-9 Runs	11-6
10+ Runs	8-1
Opponent 0-2 Runs	7-0
3-5 Runs	7-7
6-9 Runs	9-16
10+ Runs	0-7
Scored in 1st Inning	9-8
Opponent scored in 1st	11-12
Scores first	10-12
Opponent scores first	13-18
HITTING	
Omaha 0-5 hits	2-8
6-9 hits	4-14
10+ hits	17-8
Opponent 0-5 hits	2-2
6-9 hits	13-7
10+ hits	8-21
Out-hit opponent	15-7
Out-hit by opponent	6-22
Hits are tied	2-1
Hit 0 home runs	6-11
1 home run	7-13
2 home runs	3-4
3+ home runs	7-2
Opponent hit 0 home runs	8-5
1 home run	8-9
2 home runs	6-7
3+ home runs	1-9
Leave 0-5 runners on base	4-11
6-9 on base	16-15
10+ on base	3-4
Opponent leaves 0-5 runners on base	2-5
6-9 on base	13-19
10+ on base	8-6
Steals 0 bases	5-11
1 base	2-4
2 bases	5-8
3+ bases	11-7
Opponent steals 0 bases	9-13
1 base	9-12
2 bases	5-3
3+ bases	1-4
FIELDING	
Made 0 errors	16-10
1 error	3-13
2 errors	2-4
3+ errors	2-3
Opponent made 0 errors	6-13
1 error	7-11
2 errors	6-5
3+ errors	4-1

LONGEST WIN STREAK	3 Games (2x)	Last: May 17 - May 19
LONGEST LOSING STREAK	5 Games	April 18 - April 22
LONGEST HOME WINNING STREAK	2 Games (3x)	Last: May 21, May 30
LONGEST HOME LOSING STREAK	3 Games	April 4 - April 6
LONGEST ROAD WINNING STREAK	5 Games	April 18 - April 22
LONGEST ROAD LOSING STREAK	2 Games (5x)	Last: May 27 - May 28
LARGEST MARGIN OF VICTORY	11 Runs	4/1 @ Indianapolis (12-1 Win)
LARGEST MARGIN OF DEFEAT	13 Runs (2x)	Last: 5/27 @ St. Paul (14-1 Loss)
LONGEST GAME, INNINGS	11 Innings	5/11 @ Scranton/Wilkes-Barre (4-3 Win)
LONGEST GAME, TIME	3:23	6/2 vs. Memphis (10-9 Win, 10 Innings)
LONGEST 9-INNING GAME, TIME	3:16	4/14 @ Iowa (11-8 Win)
SHORTEST 9-INNING GAME, TIME	2:14 (2x)	Last: 5/5 vs. Louisville (6-2 Win)
SHORTEST GAME, TIME	2:14 (2x)	Last: 5/5 vs. Louisville (6-2 Win)
LARGEST COMEBACK WIN	6 Runs, After 4th	5/6 vs. Louisville (11-9 Win)
LARGEST MARGIN OF LEAD SURRENDERED (LOSS)	4 Runs, Middle 2nd	4/29 @ Nashville (6-5 Loss, 10 Innings)
MOST ERRORS, TEAM	3 (3x)	Last: 4/23 vs. Gwinnett (5-3 Win)
MOST ERRORS, PLAYER	3, Angelo Castellano	5/27 @ St. Paul (14-1 Loss)
LARGEST CROWD, HOME	6,882	5/20 vs. Toledo (4-1 Loss)
LARGEST CROWD, ROAD	9,833	4/29 @ Nashville (6-5 Loss, 10 Innings)
WARMEST FIRST PITCH	84 Degrees	5/31 vs. Memphis (9-4 Loss)
COLDEST FIRST PITCH	35 Degrees	4/5 vs. Toledo (7-6 Loss)

TEAM HIGHS

3 Games (2x)	Last: May 17 - May 19
5 Games	April 18 - April 22
2 Games (3x)	Last: May 21, May 30
3 Games	April 4 - April 6
5 Games	April 18 - April 22
2 Games (5x)	Last: May 27 - May 28
11 Runs	4/1 @ Indianapolis (12-1 Win)
13 Runs (2x)	Last: 5/27 @ St. Paul (14-1 Loss)
11 Innings	5/11 @ Scranton/Wilkes-Barre (4-3 Win)
3:23	6/2 vs. Memphis (10-9 Win, 10 Innings)
3:16	4/14 @ Iowa (11-8 Win)
2:14 (2x)	Last: 5/5 vs. Louisville (6-2 Win)
2:14 (2x)	Last: 5/5 vs. Louisville (6-2 Win)
6 Runs, After 4th	5/6 vs. Louisville (11-9 Win)
4 Runs, Middle 2nd	4/29 @ Nashville (6-5 Loss, 10 Innings)
3 (3x)	Last: 4/23 vs. Gwinnett (5-3 Win)
3, Angelo Castellano	5/27 @ St. Paul (14-1 Loss)
6,882	5/20 vs. Toledo (4-1 Loss)
9,833	4/29 @ Nashville (6-5 Loss, 10 Innings)
84 Degrees	5/31 vs. Memphis (9-4 Loss)
35 Degrees	4/5 vs. Toledo (7-6 Loss)

OFFENSIVE HIGHS

16	5/17 vs. Toledo (16-8 Win)
7 (2x)	Last: 1st Inning, 5/17 vs. Toledo (16-8 Win)
5 (2x)	Last: 4th-8th Innings, 5/17 vs. Toledo (16-8 Win)
2	5/20 vs. Toledo (4-1 Loss)
18	5/17 vs. Toledo (16-8 Win)
7	5/17 vs. Toledo (16-8 Win)
1 (10x)	Last: 5/30 vs. Memphis (7-6 Win)
4 (3x)	Last: 5/21 vs. Toledo (8-6 Win)
10	5/17 vs. Toledo (16-8 Win)
15	5/17 vs. Toledo (16-8 Win)
15	5/16 vs. Toledo (9-2 Loss)
34	5/17 vs. Toledo (16-8 Win)
11	4/20 vs. Gwinnett (9-3 Loss)
16	5/20 vs. Toledo (4-1 Loss)
7	4/13 @ Iowa (14-1 Loss)
4	5/26 @ St. Paul (6-4 Win)
4	5/6 vs. Louisville (11-9 Win)

INDIVIDUAL OFFENSIVE HIGHS

3 (8x)	Last: Tyler Gentry, 5/30 vs. Memphis (7-6 Win)
4 (7x)	Last: Dairon Blanco, 6/2 vs. Memphis (10-9 Win, 10 Innings)
2 (6x)	Last: Drew Waters, 5/23 @ St. Paul (6-1 Win)
1 (10x)	Last: Nate Eaton, 5/30 vs. Memphis (7-6 Win)
2 (3x)	Last: Drew Waters, 5/21 vs. Toledo (8-6 Win)
6, Freddy Fermin	4/8 vs. Toledo (13-8 Win)
3 (7x)	Last: Samad Taylor, 5/26 @ St. Paul (6-4 Win)
4 (3x)	Last: Samad Taylor, 5/31 vs. Memphis (9-4 Loss)
4 (2x)	Last: Dairon Blanco, 5/25 @ St. Paul (8-6 Loss)
2 (2x)	Last: Dairon Blanco, 5/25 @ St. Paul (8-6 Loss)

PITCHING HIGHS

14 (3x)	Last: 5/27 @ St. Paul (14-1 Loss)
9, 7th Inning	5/28 @ St. Paul (10-6 Loss)
3	5/18 vs. Toledo (9-0 Win)
18	5/9 @ Scranton/Wilkes-Barre (14-2 Loss)
3	4/18 vs. Gwinnett (4-1 Loss)
15	5/11 @ Scranton/Wilkes-Barre (4-3 Win, 11 Innings)
1 (2x)	Last: 5/21 vs. Toledo (8-6 Win)
11	6/1 vs. Memphis (12-6 Loss)
6 (2x)	Last: 5/31 vs. Memphis (9-4 Loss)

INDIVIDUAL PITCHING HIGHS

11, Jonathan Heasley	4/13 @ Iowa (14-1 Loss)
11, Jonathan Heasley	4/13 @ Iowa (14-1 Loss)
1 (4x)	Last: Drew Parrish (4.0 IP), 5/20 vs. Toledo (4-1 Loss)
11, Jonathan Heasley	5/21 vs. Toledo (8-6 Win)
5 (2x)	Last: Austin Cox, 5/31 vs. Memphis (9-4 Loss)
8 (2x)	Last: Jonathan Heasley, 5/27 @ St. Paul (14-1 Loss)
3 (9x)	Last: Brooks Kriske, 5/11 @ Scranton/Wilkes-Barre (4-3 Win, 11 Innings)
5, Drew Parrish	5/20 vs. Toledo (4-1 Loss)
2 (3x)	Last: James McArthur, 5/20 vs. Toledo (4-1 Loss)
7, Jonathan Heasley	4/19 vs. Gwinnett (6-2 Loss)
104, Jonathan Heasley	4/25 @ Nashville (8-3 Loss)
3.2, Marcelo Martinez	4/29 @ Nashville (6-5 Loss, 10 Innings)
65, Austin Cox	4/6 vs. Toledo (8-5 Loss)

▲ Indicates All-Time Storm Chasers Record Tied

* Indicates All-Time Storm Chasers Record Set

STATCAST LEADERS

LONGEST MEASURED HOMER DISTANCE (TOP 5)			HIGHEST BATTED BALL EXIT VELOCITY (TOP 5)			HIGHEST PITCH VELOCITY (TOP 5)			HIGHEST PITCH SPIN RATE (TOP 5)		
Player	Distance (Pitcher)	Date	Player	Exit Velo (Batted Ball Type)	Date	Player	Pitch Velo (Pitch Result)	Date	Player	Spin Rate (Pitch Type)	Date
Tyler Gentry	471 (2-Run off Connor Thomas)	5/30 vs. MEM	CJ Alexander	115.3 (Double vs. Reese Olson)	4/7 vs. TOL	Jackson Kowar	99.3 (Justin Dean, Ball)	4/18 vs. GWN	Josh Dye	3,329 (81.2MPH Changeup vs. Joe Hudson)	4/21 vs. GWN
Dairon Blanco	455 (Solo off Simeon Woods Richardson)	5/23 @ STP	Drew Waters	111.8 (Double vs. Sam Clay)	5/19 vs. TOL	Josh Staumont	99.1 (Jermaine Palacios, Strikeout)	4/9 vs. TOL	Jon Heasley	3,090 (93.8MPH 45-Fastball vs. Abraham Toro)	4/30 @ NAS
Brewer Hicklen	443 (3-Run off Miguel Diaz)	5/18 vs. TOL	Brewer Hicklen	110.4 (Double vs. Robert Gasser)	4/30 @ NAS	Jackson Kowar	99.0 (Justin Dean, Walk)	4/18 vs. GWN	Josh Staumont	3,058 (81.0MPH Curveball vs. Miguel Andujar)	3/31 @ IND
Nick Loftin	433 (3-Run off Brent Headrick)	5/24 @ STP	CJ Alexander	109.9 (Home Run vs. Mitch Spence)	5/14 @ SWB	Josh Staumont	98.9 (Jermaine Palacios, Foul Ball)	4/9 vs. TOL	Jonah Dipoto	3,010 (80.5MPH Curveball vs. Kramer Robertson)	5/31 vs. MEM
Freddy Fermin	428 (2-Run off Ashton Goudeau)	4/8 vs. TOL	Dairon Blanco	109.6 (Double Play vs. Kevin Castro)	4/7 vs. TOL	Josh Staumont	98.8 (Michael Papierski, Ball)	4/9 vs. TOL	Jonah Dipoto	3,008 (80.8MPH Slider vs. Masyn Winn)	5/31 vs. MEM



THE LAST TIME OMAHA...

THREW A PERFECT GAME Matt Diaz, 7/27/2005 @ Portland
 THREW A 9-INNING NO-HITTER Dairon Blanco, 9/15/2022 @ Columbus
 THREW A 7-INNING NO-HITTER Dairon Blanco, 6/2/2023 vs. Memphis
 THREW A COMBINED NO-HITTER Nate Eaton, 5/31/2023 vs. Memphis

THREW A COMBINED 1-HITTER (9 INNINGS) 8/26/2019 vs. Nashville (5-0 Win)
 PITCHERS: Arnaldo Hernandez (8.0 IP), Gabe Speier (1.0 IP)
 THREW A COMBINED 1-HITTER (7 INNINGS) 6/12/2022 vs. Lehigh Valley (10-0 Win)
 THREW A COMBINED 2-HITTER (9 INNINGS) 6/12/2022 vs. Lehigh Valley (10-0 Win)
 PITCHERS: Zack Greinke (5.0 IP), Andrés Núñez (1.0 IP), Marcelo Martínez (2.0 IP) & Brad Peacock (1.0 IP)
 THREW A COMBINED 2-HITTER (7 INNINGS) June 7, 2017 vs. Nashville (4-0 Loss)
 GOT NO-HIT (9 INNINGS) 6/29/2008 vs. Oklahoma City (10-0 Loss)
 GOT NO-HIT (LESS THAN 9 INNINGS) 8/15/2021 vs. Iowa (10-0 Loss)
 GOT 1-HIT 5/20/2023 vs. Toledo (4-1 Loss)
 GOT 2-HIT 5/20/2023 vs. Toledo (4-1 Loss)

THREW A COMBINED 9-INNING SHUTOUT 5/18/2023 vs. Toledo (9-0 Win)
 PITCHERS: Austin Cox (5.0 IP), Evan Sisk (1.0 IP), Dylan Coleman (1.0 IP), Collin Snider (1.0 IP), Nick Wittgren (1.0 IP)
 THREW SHUTOUTS IN 3 STRAIGHT GAMES 8/7/2018 vs. Salt Lake and 8/9 and 8/10/2018 @ Round Rock (5-0, 9-0, 2-0)
 THREW BACK-TO-BACK SHUTOUTS 8/9 and 8/10/2018 @ Round Rock (9-0 Win & 2-0 Win)
 GOT SHUT OUT IN 9 INNINGS 4/26/2023 @ Nashville (5-0 Loss)
 GOT SHUT OUT IN BACK-TO-BACK GAMES 7/23 and 7/24/2022 vs. Iowa (10-0 Loss, 7-0 Loss)
 GOT SHUT OUT IN 3 STRAIGHT GAMES N/A (Since 2005)
 GOT SHUT OUT (LESS THAN 9 INNINGS) 5/28, 2022 @ Louisville [G2] (3-0 Loss)

WON 10 GAMES IN A ROW June 5 to June 16, 2012
 WON 9 GAMES IN A ROW May 22 to June 1, 2021
 WON 8 GAMES IN A ROW May 23 to May 30, 2010
 WON 7 GAMES IN A ROW July 21 to July 26, 2015
 WON 6 GAMES IN A ROW August 25 to August 31, 2021

LOST 10 GAMES IN A ROW August 6 to August 16, 2006
 LOST 8 GAMES IN A ROW June 6 to June 14, 2016
 LOST 7 GAMES IN A ROW April 20 to April 28, 2019
 LOST 6 GAMES IN A ROW May 4 to May 9, 2018

STRUCK OUT 19+ OPPOSING HITTERS 5/6/2021 vs. St. Paul (19)
 STRUCK OUT 17+ OPPOSING HITTERS 5/6/2021 vs. St. Paul (19)
 STRUCK OUT 15+ OPPOSING HITTERS 5/11/2023 @ Scranton/Wilkes-Barre (15)
 STRUCK OUT 10+ OPPOSING HITTERS 5/31/2023 vs. Memphis (10)

SCORED 20+ RUNS IN ONE GAME 7/4/2022 vs. Toledo (20)
 SCORED 15+ RUNS IN ONE GAME 7/4/2022 vs. Toledo (20)
 SCORED 10+ RUNS IN ONE GAME 6/2/2023 vs. Memphis (10)
 ALLOWED 20+ RUNS IN ONE GAME 9/11/2021 @ St. Paul (21)
 ALLOWED 15+ RUNS IN ONE GAME 9/11/2022 vs. Indianapolis (19)
 ALLOWED 10+ RUNS IN ONE GAME 6/1/2023 vs. Memphis (12)

HAD 27+ HITS IN ONE GAME 7/4/2022 vs. Toledo (27)
 HAD 25+ HITS IN ONE GAME 7/4/2022 vs. Toledo (27)
 HAD 20+ HITS IN ONE GAME 7/4/2022 vs. Toledo (27)
 HAD 15+ HITS IN ONE GAME 5/17/2023 vs. Toledo (18)
 HAD 10+ HITS IN ONE GAME 6/2/2023 vs. Memphis (12)
 ALLOWED 22+ HITS IN ONE GAME 8/2/2019 @ Reno (23)
 ALLOWED 20+ HITS IN ONE GAME 8/2/2019 @ Reno (23)
 ALLOWED 15+ HITS IN ONE GAME 5/27/2023 @ St. Paul (16)
 ALLOWED 10+ HITS IN ONE GAME 6/2/2023 vs. Memphis (13)

WALKED 14+ TIMES IN ONE GAME 4/14/2022 vs. Louisville (14)
 WALKED 10+ TIMES IN ONE GAME 4/20/2023 vs. Gwinnett (11)
 WALKED 8+ TIMES IN ONE GAME 5/26/2023 @ St. Paul (8)
 ALLOWED 13+ WALKS IN ONE GAME 5/8/2007 vs. Sacramento (13)
 ALLOWED 10+ WALKS IN ONE GAME 6/1/2023 vs. Memphis (11)
 ALLOWED 8+ WALKS IN ONE GAME 6/1/2023 vs. Memphis (11)

HIT 9+ HOME RUNS IN A GAME 7/3/2022 vs. Toledo (9)
 HIT 7+ HOME RUNS IN A GAME 7/3/2022 vs. Toledo (9)
 HIT 5+ HOME RUNS IN A GAME 7/3/2022 vs. Toledo (9)
 HIT 3+ HOME RUNS IN A GAME 6/1/2023 vs. Memphis (3)
 ALLOWED 7+ HOME RUNS IN A GAME 9/5/2021 vs. Toledo (7)
 ALLOWED 5+ HOME RUNS IN A GAME 5/31/2023 vs. Memphis (6)
 ALLOWED 3+ HOME RUNS IN A GAME 6/1/2023 vs. Memphis (3)

HAD 2 PLAYERS HIT 2 HOME RUNS IN A GAME Nate Eaton & Roman Quinn, 7/4/2022 vs. Toledo (20-6 win)
 HIT BACK-TO-BACK HOME RUNS Tyler Gentry (3-run) & Logan Porter (solo), 5/21/2021 @ Iowa, 9th Inning (9-8 loss)
 HIT 3 STRAIGHT HOME RUNS Anderson Miller (2-run), Sebastian Rivero (solo), Gabriel Cancel (solo), 5/21/2021 @ Iowa, 9th Inning (9-8 loss)

SCORED 10+ RUNS IN AN INNING 12 Runs, 2nd Inning - 4/8/2019 @ Memphis (14-3 win)
 SCORED 7+ RUNS IN AN INNING 7 Runs, 1st Inning - 5/17/2023 vs. Toledo (16-8 win)
 SCORED 5+ RUNS IN AN INNING 6 Runs, 5th Inning - 6/2/2023 vs. Memphis (10-9 win)
 SCORED 5+ RUNS IN AN EXTRA INNING 6 Runs, 11th Inning - 8/3/2021 @ Columbus (11-7 win)
 ALLOWED 10+ RUNS IN AN INNING 10 Runs, 6th Inning - 7/16/2012 vs. Oklahoma City (16-6 loss)
 ALLOWED 7+ RUNS IN AN INNING 7 Runs, 4th Inning - 6/2/2023 vs. Memphis (10-9 win)
 ALLOWED 5+ RUNS IN AN INNING 7 Runs, 4th Inning - 6/2/2023 vs. Memphis (10-9 win)
 ALLOWED 5+ RUNS IN AN EXTRA INNING 6 Runs, 12th Inning - 7/7/2017 vs. Colorado Springs (8-4 loss)
 WON A GAME BY 15+ RUNS 14 Runs - 7/4/2023 vs. Toledo (20-6 win)
 WON A GAME BY 10+ RUNS 11 Runs - 4/1/2023 vs. Indianapolis (12-1 win)
 LOST A GAME BY 15+ RUNS 16 Runs - 9/11/2022 vs. Indianapolis (19-3 loss)
 LOST A GAME BY 10+ RUNS 14 Runs - 5/27/2023 @ St. Paul (14-1 loss)

SCORED 12+ RUNS IN CONSECUTIVE GAMES 9/25/2021 and 9/26/2021 vs. Indianapolis (12-3 Win & 17-12 loss)
 SCORED 10+ RUNS IN CONSECUTIVE GAMES 6/26/2022 vs. Columbus & 6/28/2022 @ St. Paul (17-4 Win, 11-2 win)
 SCORED JUST ONE RUN WITHOUT AN RBI 5/4/2019 vs. Iowa (6-1 loss)
 SCORED MULTIPLE RUNS WITHOUT AN RBI 4/30/2018 @ Iowa (10-3 loss)
 SCORED MORE RUNS THAT RECORDED HITS 4/8/2023 vs. Toledo (13-8 win, 13 R on 12 H)

TURNED 6 DOUBLE PLAYS IN ONE GAME 8/25/08 vs. New Orleans
 TURNED 5 DOUBLE PLAYS IN ONE GAME 4/1/2023 @ Indianapolis
 TURNED 4 DOUBLE PLAYS IN ONE GAME 5/9/2023 @ Scranton/Wilkes-Barre
 TURNED 3+ DOUBLE PLAYS IN ONE GAME 5/13/1992 @ Denver, 1st Inning (3-2 win)
 TURNED A TRIPLE PLAY 5-4-3 (Fielders: Sean Berry to Stu Cole to Jeff Conine | Batter: Jim Tatum) 4/17/2015 vs. New Orleans, Cheslor Cuthbert, 1st Inning (5-3 loss)
 HIT INTO A TRIPLE PLAY 5-3-4-6-5-3 (Fielders: Derek Dietrich to Justin Bour to Scott Sizemore to Miguel Rojas to Dietrich to Bour) 4/17/2015 vs. New Orleans, Cheslor Cuthbert, 1st Inning (5-3 loss)

COMMITTED 6 ERRORS 5/10/2012 @ Sacramento
 COMMITTED 5 ERRORS 4/16/2006 @ Memphis
 COMMITTED 4 ERRORS 6/29/2022 @ St. Paul
 COMMITTED 3+ ERRORS 5/27/2023 @ St. Paul (3)

EVERY STORM CHASER IN THE STARTING LINEUP HAD A HIT 5/17/2023 vs. Toledo
 EVERY STORM CHASER IN THE STARTING LINEUP SCORED A RUN 4/1/2023 vs. Indianapolis
 EVERY STORM CHASER IN THE STARTING LINEUP HAD A HIT AND SCORED A RUN LINEUP BATTED AROUND TWICE IN ONE GAME

WON ON THE LAST AT-BAT OF THE GAME (WALK-OFF WIN) 6/2/2023 vs. Memphis (10-9 Win, 10 innings)
 LOST ON THE LAST AT-BAT OF THE GAME (WALK-OFF LOSS) 5/24/2023 @ St. Paul (6-5 Loss, 9 innings)
 PLAYED BACK-TO-BACK EXTRA-INNING GAMES 7/2 and 7/3/2019 @ Round Rock (7-6 Loss & 9-8 Loss, both 10 innings)

WON BOTH GAMES OF A DOUBLEHEADER 8/22/2022 vs. Scranton/Wilkes-Barre (9-4 Win & 12-10 Win)
 PITCHED SHUTOUTS IN BOTH GAMES OF A DOUBLEHEADER N/A (Since 2005)
 LOST BOTH GAMES OF A DOUBLEHEADER 8/29/2018 vs. Colorado Springs (3-2 Loss & 7-0 Loss)
 SHUT OUT IN BOTH GAMES OF A DOUBLEHEADER 6/2/2013 vs. Memphis (7-0 Loss, 5-0 Loss)

OPPOSING HITTER HAD A 3-HOMER GAME Christian Encarnacion-Strand, 5/4/2023 vs. Louisville
 OPPOSING HITTER HIT FOR THE A CYCLE Matt McClain, 5/4/2023 vs. Louisville

THE LAST TIME AN OMAHA HITTER...

HAD 6 HITS IN ONE GAME Matt Diaz, 7/27/2005 @ Portland
 HAD 5 HITS IN ONE GAME Dairon Blanco, 9/15/2022 @ Columbus
 HAD 4 HITS IN ONE GAME Dairon Blanco, 6/2/2023 vs. Memphis
 HAD 3 HITS IN ONE GAME Nate Eaton, 5/31/2023 vs. Memphis

HIT 3 HOME RUNS IN ONE GAME Ryan McCroom, 6/13/2021 @ St. Paul
 HIT 2 HOME RUNS IN ONE GAME Drew Waters, 5/21/2023 vs. Toledo
 HIT 2 TRIPLES IN ONE GAME Angel Franco, 5/6/2016 @ Iowa
 HIT 4 DOUBLES IN ONE GAME Jordan Parraz, 5/18/2010 @ Las Vegas
 HIT 3 DOUBLES IN ONE GAME Dairon Blanco, 9/15/2022 @ Columbus
 HIT 2 DOUBLES IN ONE GAME Drew Waters, 5/23/2023 @ St. Paul
 HIT 2 SACRIFICE FLIES IN ONE GAME Samad Taylor, 4/30/2023 @ Nashville

HIT A GRAND SLAM Brent Rooker, 9/26/2022 @ St. Paul
 HIT AN INSIDE-THE PARK HOME RUN Bobby Witt Jr., 9/8/2021 @ St. Paul
 LED OFF A HOME GAME WITH A HOME RUN Drew Waters, 8/3/2022 vs. St. Paul
 LED OFF A ROAD GAME WITH A HOME RUN Drew Waters, 8/16/2022 @ Louisville
 HIT A PINCH-HIT HOME RUN Elmer Hernandez, 5/22/2019 vs. Iowa
 HIT A WALK-OFF HOME RUN Nate Eaton, 5/31/2022 vs. Indianapolis
 HIT A WALK-OFF GRAND SLAM Jimmy Govers, 5/7/2022 vs. Columbus
 HIT A WALK-OFF PINCH-HIT HOME RUN Chad Santos, 8/23/2005 vs. New Orleans
 HIT FOR THE CYCLE Jimmy Paredes, 5/12/2014 vs. New Orleans

HAD 11 RBI IN ONE GAME Mike Moustakas, 8/30/2010 vs. Round Rock
 HAD 9 RBI IN ONE GAME Brett Eibner, 4/9/2014 vs. Memphis
 HAD 8 RBI IN ONE GAME Jimmy Paredes, 5/12/2014 vs. New Orleans
 HAD 7 RBI IN ONE GAME Brett Hayes, 4/14/2013 vs. Nashville
 HAD 6 RBI IN ONE GAME Freddy Fermin, 4/8/2023 vs. Toledo
 HAD 5 RBI IN ONE GAME Jakson Reetz, 4/1/2023 @ Indianapolis
 HAD 4 RBI IN ONE GAME Nick Loftin, 5/5/2023 vs. Louisville

SCORED 5 RUNS IN ONE GAME Brett Eibner, 5/12/2014 vs. New Orleans
 SCORED 4 RUNS IN ONE GAME Maikel Garcia, 9/15/2022 @ Columbus
 SCORED 3 RUNS IN ONE GAME Tyler Gentry, 5/30/2023 vs. Memphis

WALKED 4 TIMES IN ONE GAME MJ Melendez, 8/22/2002 vs. Columbus
 WALKED 3 TIMES IN ONE GAME Samad Taylor, 5/26/2023 @ St. Paul

STOLE 4 BASES IN ONE GAME Dairon Blanco, 5/25/2023 @ St. Paul
 STOLE 3 BASES IN ONE GAME Samad Taylor and Nate Eaton, 5/26/2023 @ St. Paul
 STOLE 2 BASES IN ONE GAME Dairon Blanco, 6/2/2023 vs. Memphis

STRUCK OUT 5 TIMES IN ONE GAME Drew Waters, 8/10/2022 @ Toledo
 STRUCK OUT 4 TIMES IN ONE GAME Samad Taylor, 5/31/2023 vs. Memphis
 STRUCK OUT 3 TIMES IN ONE GAME Tyler Gentry, 6/2/2023 vs. Memphis

REACHED BASE 6 TIMES IN ONE GAME Nicky Lopez, 7/27/2018 @ Fresno
 REACHED BASE 5 TIMES IN ONE GAME Dairon Blanco, 5/25/2023 @ St. Paul
 REACHED BASE 4 TIMES IN ONE GAME Dairon Blanco, 6/2/2023 vs. Memphis

REACHED BASE IN EVERY TRIP TO THE PLATE (6 PA) Brett Eibner, 4/9/2014 vs. Memphis
 REACHED BASE IN EVERY TRIP TO THE PLATE (5 PA) Dairon Blanco, 5/25/2023 @ St. Paul
 REACHED BASE IN EVERY TRIP TO THE PLATE (4 PA) Tyler Gentry, 5/30/2023 vs. Memphis

HAD 2 HOME RUNS IN THE SAME INNING Brett Eibner: 5th inning, 5/12/2015 vs. Memphis
 HAD 2 DOUBLES IN THE SAME INNING Clay Dunagan: 6th inning, 6/26/2022 vs. Columbus
 HAD 2 HITS IN THE SAME INNING Dairon Blanco: 5th Inning, 6/2/2023 vs. Memphis
 REACHED 2 TIMES IN THE SAME INNING Dairon Blanco: 5th Inning, 6/2/2023 vs. Memphis
 SCORED 2 RUNS IN THE SAME INNING Brewer Hicklen: 6th inning, 8/26/2022 vs. Scranton/WB

HIT HOME RUNS IN 6 STRAIGHT GAMES Steve Sisco, June 13 to June 21, 1998
 HIT HOME RUNS IN 5 STRAIGHT GAMES Cory Aldridge, July 27 to August 8, 2009
 HIT HOME RUNS IN 4 STRAIGHT GAMES Nick Pratto, August 19 to August 22, 2021
 HIT HOME RUNS IN 3 STRAIGHT GAMES Brent Rooker, September 23 to September 26, 2022
 HIT HOME RUNS IN BACK-TO-BACK GAMES Nick Loftin, May 24 and May 25, 2023
 HIT HOME RUNS IN BOTH GAMES OF A DOUBLEHEADER Nick Pratto, 4/7/2022 @ Indianapolis
 HIT HOME RUNS FROM BOTH SIDES OF THE PLATE, GAME Tim Raines Jr., 8/20/2009 @ Tacoma
 HIT HOME RUN IN FIRST OMAHA AT-BAT Jakson Reetz, 8/28/2022 vs. Scranton/WB [G1]

HAD 2+ HITS IN 7 STRAIGHT GAMES Johnny Giavotella, August 3 to August 14, 2014
 HAD 2+ HITS IN 6 STRAIGHT GAMES Dairon Blanco, September 10 to September 17, 2022
 HAD 2+ HITS IN 5 STRAIGHT GAMES MJ Melendez, September 25 to October 2, 2021

HAD A 20+ GAME HITTING STREAK Frank Schwindel, 20 Games: July 22 to August 13, 2018
 HAD A 18+ GAME HITTING STREAK Frank Schwindel, 20 Games: July 22 to August 13, 2018
 HAD A 16+ GAME HITTING STREAK Frank Schwindel, 20 Games: July 22 to August 13, 2018
 HAD A 14+ GAME HITTING STREAK Dairon Blanco, 15 Games: May 15 to July 10, 2022
 HAD A 12+ GAME HITTING STREAK Dairon Blanco, 15 Games: May 15 to July 10, 2022

HAD A 40+ GAME REACHED BASE STREAK Shane Costa, 46 Games: April 14 to August 8, 2007
 HAD A 35+ GAME REACHED BASE STREAK Alex Gordon, 39 Games: May 9 to June 19, 2010
 HAD A 30+ GAME REACHED BASE STREAK Freddy Fermin, 33 Games: August 3 to September 15, 2022
 HAD A 25+ GAME REACHED BASE STREAK Freddy Fermin, 33 Games: August 3 to September 15, 2022
 HAD A 20+ GAME REACHED BASE STREAK Freddy Fermin, 33 Games: August 3 to September 15, 2022

THE LAST TIME AN OMAHA PITCHER...

THREW A 1-HITTER (9 INNINGS) Luis Mendoza, 7/18/2011 @ Memphis
 THREW A 1-HITTER (7 INNINGS) Jeff Suppan, 6/21/2011 @ Nashville
 THREW A 2-HITTER (9 INNINGS) Arnaldo Hernandez, 7/21/2018 vs. Round Rock [G1]
 THREW A 2-HITTER (7 INNINGS) Arnaldo Hernandez, 7/21/2018 vs. Round Rock [G1]

THREW A 9-INNING COMPLETE GAME SHUTOUT Luis Mendoza, 7/18/2011 @ Memphis
 THREW A 7-INNING COMPLETE GAME SHUTOUT Jake Kalish, 7/2/2018 vs. Nashville [G1]
 THREW A 5-INNING COMPLETE GAME SHUTOUT Anthony Lerew, 8/31/2010 vs. Round Rock

THREW A 9-INNING COMPLETE GAME Arnaldo Hernandez, 8/15/2018 vs. Oklahoma City
 THREW AN 8-INNING COMPLETE GAME John Lannan, 6/16/2016 @ Oklahoma City
 THREW A 7-INNING COMPLETE GAME Austin Cox, 8/28/2022 vs. Scranton/WB [G1]
 THREW A 6-INNING COMPLETE GAME Matt Wright, 8/8/2008 @ Nashville [G2]
 THREW A 5-INNING COMPLETE GAME Trevor Oaks, 6/6/2018 vs. Salt Lake

STRUCK OUT 12 IN A GAME Jakob Junis, 5/26/2017 @ Nashville
 STRUCK OUT 11 IN A GAME John Lannan, 7/9/2014 vs. Iowa
 STRUCK OUT 10 IN A GAME Jackson Kowar, 7/3/2021 @ St. Paul

WALKED 7 IN A GAME Josh Staumont, 5/24/2017 @ Nashville
 WALKED 6 IN A GAME Drew Parrish, 6/22/2022 vs. Columbus
 WALKED 5 IN A GAME Drew Parrish, 5/20/2023 vs. Toledo

ALLOWED 6 HOME RUNS IN A GAME Matt Wright, 8/18/2007 vs. Albuquerque
 ALLOWED 5 HOME RUNS IN A GAME Austin Cox, 5/31/2023 vs. Memphis
 ALLOWED 4 HOME RUNS IN A GAME Jake Kalish, 9/24/2021 vs. Indianapolis
 ALLOWED 3 HOME RUNS IN A GAME Marcelo Martinez, 5/3/2023 vs. Louisville
 ALLOWED 2 HOME RUNS IN A GAME Anthony Veneziano, 5/30/2023 vs. Memphis

THREW 120+ PITCHES IN A GAME Brett Tomko, 5/8/2014 @ Round Rock (127)
 THREW 115+ PITCHES IN A GAME Luke Farrell, 6/8/2017 vs. Nashville (116)
 THREW 110+ PITCHES IN A GAME Christian Binford, 9/3/2017 vs. Iowa (110)
 THREW 100+ PITCHES IN A GAME Anthony Veneziano, 5/30/2023 vs. Memphis (101)
 THREW 95+ PITCHES IN A GAME Jonathan Heasley, 6/1/2023 vs. Memphis (97)
 THREW 90+ PITCHES IN A GAME Jonathan Heasley, 6/1/2023 vs. Memphis (97)

THREW A QUALITY START Max Castillo, 4/28/2023 @ St. Paul
 WON HIS OMAHA DEBUT Alec Marsh, 9/23/2022 vs. Iowa
 THREW AN IMMACULATE INNING Anthony Swarzak, 6/3/2021 vs. Iowa



GM #	MARCH	OPPONENT	SCORE	RECORD	STANDINGS	WIN	LOSS	SAVE	TEMP.	1ST PITCH	TIME	ATT.	HOME ATT.	STORM CHASERS				OPPONENT			
														R	H	E	LO	R	H	E	LO
1.	3/31	@ Indianapolis	W, 8-6	1-0	1st +0.5	C. Snider (1-0)	Y. De Los Santos (0-1)	J. Staumont (1)	66°	7:05 PM	2:54	8,095		8	12	0	14	6	11	2	7
GM #	APRIL	OPPONENT	SCORE	RECORD	STANDINGS	WIN	LOSS	SAVE	TEMP.	1ST PITCH	TIME	ATT.	HOME ATT.	STORM CHASERS				OPPONENT			
2.	4/1	@ Indianapolis	W, 12-1	2-0	1st +1.0	D. Parrish (1-0)	C. Smith (0-1)	-	42°	1:37 PM	2:26	4,012		12	16	0	11	1	5	2	3
3.	4/2	@ Indianapolis	W, 8-3	3-0	1st +1.0	J. Kowar (1-0)	D. Zamora (0-1)	-	49°	1:36 PM	2:53	4,240		8	12	0	9	3	11	2	10
4.	4/4	TOLEDO	L, 9-2	3-1	2nd -0.5	B. White (1-0)	M. Castillo (0-1)	-	55°	6:42 PM	2:27	3,200	3,200	2	6	0	6	9	12	0	5
5.	4/5	TOLEDO	L, 7-6	3-2	2nd -1.0	T. Holton (1-0)	R. Weiss (0-1)	M. Diaz (2)	35°	12:07 PM	2:40	1,405	4,605	6	8	2	6	7	12	1	9
6.	4/6	TOLEDO	L, 8-5	3-3	3rd -2.0	J. Fry (1-0)	J. Kowar (1-1)	M. Del Pozo (1)	45°	12:06 PM	2:48	1,607	6,212	5	7	1	4	8	10	2	9
7.	4/7	TOLEDO	W, 9-4	4-3	2nd -1.0	J. Heasley (1-0)	R. Olson (0-2)	-	70°	6:35 PM	2:35	1,968	8,180	9	12	0	6	4	9	0	11
8.	4/8	TOLEDO	W, 13-8	5-3	2nd -0.5	M. Martinez (1-0)	M. Lorenzen (0-1)	-	71°	2:05 PM	2:49	2,070	10,250	13	12	3	4	8	13	0	12
9.	4/9	TOLEDO	L, 8-2	5-4	2nd -1.5	T. Holton (2-0)	M. Castillo (0-2)	-	73°	2:11 PM	2:57	2,119	12,369	2	6	3	12	8	13	0	11
10.	4/11	@ Iowa	L, 9-6	5-5	5th -2.5	R. Elias (1-0)	M. Mayers (0-1)	M. Rodriguez (1)	79°	6:38 PM	2:34	3,557		6	10	0	6	9	7	1	6
11.	4/12	@ Iowa	W, 10-6	6-5	5th -1.5	J. Kowar (2-0)	R. Thompson (0-1)	-	77°	12:09 PM	2:26	4,085		10	12	0	5	6	8	0	4
12.	4/13	@ Iowa	L, 14-1	6-6	6th -2.5	N. Neidert (1-1)	J. Heasley (1-1)	-	81°	6:38 PM	2:18	3,647		1	6	1	4	14	15	0	8
13.	4/14	@ Iowa	W, 11-8	7-6	6th -2.0	C. Snider (2-0)	M. Rodriguez (1-1)	N. Wittgren (1)	79°	7:09 PM	3:16	6,257		11	11	2	10	8	11	3	10
14.	4/15	@ Iowa	PPD/Rain (To be made up April 16)																		
14.	4/16 G1	@ Iowa	Cancelled/Snow																		
15.	4/16 G2	@ Iowa	Cancelled/Snow																		
14.	4/18	WINNETT	L, 4-1	7-7	5th -3.0	T. Tice (2-0)	J. Kowar (2-2)	Y. Rios (1)	70°	6:39 PM	2:24	1,703	14,072	1	7	1	8	4	6	0	8
15.	4/19	WINNETT	L, 6-2	7-8	5th -4.0	B. Burrows (1-0)	J. Heasley (1-2)	-	70°	12:05 PM	2:15	6,641	20,713	2	6	0	5	6	10	0	3
16.	4/20	WINNETT	L, 9-3	7-9	6th -4.5	B. Moran (1-0)	M. Castillo (0-3)	-	56°	6:37 PM	2:47	2,026	22,739	3	3	1	10	9	10	1	5
17.	4/21	WINNETT	L, 7-3	7-10	7th -6.0	A. Winans (1-2)	E. Sisk (0-1)	-	44°	6:36 PM	3:01	2,041	24,780	3	9	2	9	7	11	0	8
18.	4/22	WINNETT	L, 5-2	7-11	6th -7.0	D. Dodd (1-1)	A. Nunez (0-1)	Y. Rios (2)	42°	2:06 PM	2:27	3,025	27,805	2	4	1	2	5	10	0	10
19.	4/23	WINNETT	W, 5-3	8-11	6th -6.0	M. Mayers (1-0)	N. Kingham (0-3)	N. Wittgren (2)	49°	2:06 PM	2:23	2,046	29,851	5	12	3	6	3	8	0	9
20.	4/25	@ Nashville	L, 8-3	8-12	6th -7.0	R. Gasser (1-0)	J. Heasley (1-3)	-	67°	6:39 PM	2:14	4,127		3	5	1	3	8	11	0	6
21.	4/26	@ Nashville	L, 5-0	8-13	7th -8.0	C. Boushley (1-1)	M. Castillo (0-4)	-	68°	6:37 PM	2:27	5,455		0	4	0	5	5	11	1	8
22.	4/27	@ Nashville	W, 2-1	9-13	7th -8.0	A. Cox (1-0)	J. Junk (2-1)	N. Wittgren (3)	61°	7:19 PM	2:28 (4:44)	3,507		2	8	0	7	1	6	1	8
23.	4/28	@ Nashville	L, 4-3	9-14	7th -7.0	J. Bukauskas (1-0)	J. Dye (0-1)	-	69°	6:37 PM	2:26	6,707		3	5	1	3	4	7	1	4
24.	4/29	@ Nashville	L, 6-5 (10)	9-15	8th -8.0	L. Ereg (3-0)	E. Sisk (0-2)	-	70°	6:39 PM	2:58	9,833		5	8	0	6	6	13	1	15
25.	4/30	@ Nashville	W, 10-16	10-15	7th -8.0	A. Nunez (1-1)	J. Bukauskas (1-1)	-	61°	3:08 PM	3:00 (1:03)	9,469		10	11	1	9	6	9	3	9

APRIL Hitting Results: .250/.337/.441 (200-for-799), 49 2B, 2 3B, 33 HR, 124 R, 99 BB, 38 SB // APRIL Pitching Results: 9-15, 5.65 ERA (133 ER in 212.0 IP), 3/7 SV, 238 H, 30 HR, 104 BB, 198 K, 1.61 WHIP, .284 AVG

GM #	MAY	OPPONENT	SCORE	RECORD	STANDINGS	WIN	LOSS	SAVE	TEMP.	1ST PITCH	TIME	ATT.	HOME ATT.	STORM CHASERS				OPPONENT			
														R	H	E	LO	R	H	E	LO
26.	5/2	LOUISVILLE	L, 10-4	10-16	8th -8.0	A. Abbott (1-0)	M. Castillo (0-5)	-	57°	12:06 PM	2:57	2,024	31,875	4	6	0	10	10	14	2	8
27.	5/3	LOUISVILLE	L, 7-4	10-17	10th -9.0	B. Lively (4-0)	M. Martinez (1-1)	-	60°	11:07 AM	2:20	3,364	35,239	4	10	1	5	7	11	0	7
28.	5/4	LOUISVILLE	L, 12-10	10-18	10th -9.0	R. Wynne (1-1)	D. Parrish (1-1)	-	77°	6:36 PM	2:45	3,333	38,572	10	11	1	9	12	13	4	4
29.	5/5	LOUISVILLE	W, 6-2	11-18	10th -8.0	M. Mayers (2-1)	B. Williamson (1-4)	J. Kowar (1)	63°	6:36 PM	2:14	5,735	44,307	6	5	0	3	2	7	1	7
30.	5/6	LOUISVILLE	W, 11-9	12-18	8th -7.5	E. Sisk (1-2)	J. Kuhnel (1-1)	J. Cuas (1)	78°	6:37 PM	2:57	3,872	48,179	11	12	0	8	9	13	1	6
31.	5/7	LOUISVILLE	L, 4-3	12-19	9th -7.0	Z. Brown (1-1)	B. Kriske (0-1)	A. Busenitz (3)	82°	2:07 PM	2:46	2,469	50,648	3	8	0	7	4	6	0	8
32.	5/9	@ Scranton/WB	L, 14-2	12-20	9th -8.0	M. Spence (3-2)	D. Parrish (1-2)	-	68°	6:06 PM	2:20	3,053		2	4	1	2	14	18	1	7
33.	5/10	@ Scranton/WB	L, 4-3	12-21	10th -8.5	A. McGarity (3-0)	D. Coleman (0-1)	-	60°	11:05 AM	2:41	5,829		3	5	0	9	4	4	1	6
34.	5/11	@ Scranton/WB	W, 4-3 (11)	13-21	9th -8.5	A. Nunez (2-1)	D. Snelten (0-2)	-	76°	6:37 PM	3:02	3,691		4	4	0	6	3	8	2	10
35.	5/12	@ Scranton/WB	W, 3-2	14-21	9th -8.5	D. Lynch (1-0)	R. Vasquez (0-5)	N. Wittgren (4)	79°	6:35 PM	2:22	4,142		3	8	0	5	2	4	1	6
36.	5/13	@ Scranton/WB	L, 8-6	14-22	10th -9.0	A. McGarity (4-0)	B. Kriske (0-2)	-	76°	4:05 PM	2:32	5,027		6	14	0	6	8	10	0	5
37.	5/14	@ Scranton/WB	W, 6-3	15-22	9th -8.0	J. Dipoto (1-0)	D. Snelten (0-3)	N. Wittgren (5)	75°	1:06 PM	3:02	3,058		6	7	0	6	3	9	1	11
38.	5/16	TOLEDO	L, 9-2	15-23	10th -8.0	H. Hembree (4-1)	J. Heasley (1-4)	-	77°	6:36 PM	2:45	2,001	52,649	2	9	1	15	9	12	0	6
39.	5/17	TOLEDO	W, 16-8	16-23	10th -7.5	W. Pennington (1-0)	Z. Logue (1-3)	-	83°	6:37 PM	2:54	2,218	54,867	16	18	0	8	8	14	2	3
40.	5/18	TOLEDO	W, 9-0	17-23	10th -6.5	A. Cox (2-0)	B. Hanifee (0-3)	-	78°	6:37 PM	2:31	3,529	58,396	9	14	0	8	0	3	0	6
41.	5/19	TOLEDO	W, 9-1	18-23	10th -6.0	A. Nunez (3-1)	A. Bergner (1-1)	-	66°	6:36 PM	2:41	5,058	63,454	9	12	1	9	1	6	1	8
42.	5/20	TOLEDO	L, 4-1	18-24	10th -7.5	R. Olson (2-3)	J. McArthur (0-1)	M. Diaz (7)	75°	6:38 PM	2:47	6,882	70,336	1	2	0	8	4	5	1	8
43.	5/21	TOLEDO	W, 8-4	19-24	10th -6.5	N. Wittgren (1-0)	S. Elledge (0-1)	-	81°	5:07 PM	2:50	3,995	74,331	8	12	0	9	4	15	2	11
44.	5/23	@ St. Paul	W, 6-1	20-24	10th -6.5	D. Lynch (2-0)	S. Woods Richardson (0-5)	-	76°	11:09 AM	2:24	7,436		6	10	0	10	1	6	0	7
45.	5/24	@ St. Paul	L, 6-5	20-25	10th -6.5	O. Ortega (2-0)	B. Kriske (0-3)	-	68°	7:08 PM	3:00	4,222		5	11	1	12	6	9	2	9
46.	5/25	@ St. Paul	L, 8-6	20-26	10th -7.5	R. Henriquez (1-0)	A. Nunez (3-2)	P. Murphy (2)	74°	7:09 PM	2:50	7,218		6	10	3	12	8	10	2	6
47.	5/26	@ St. Paul	W, 6-4	21-26	9th -6.5	D. Parrish (2-2)	C. Sadzeck (1-3)	D. Coleman (1)	77°	7:08 PM	2:59	6,080		6	8	1	8	4	8	1	9
48.	5/27	@ St. Paul	L, 14-1	21-27	9th -7.5	R. Dobnak (2-1)	J. Heasley (1-5)	-	80°	7:10 PM	2:51	6,386		1	6	3	8	14	16	1	10
49.	5/28	@ St. Paul	L, 10-6	21-28	10th -8.5	J. Winder (3-1)	J. Kowar (2-3)	-	82°	5:12 PM	2:28	8,640		6	11	2	4	10	9	1	2
50.	5/30	MEMPHIS	W, 7-6	22-28	9th -8.0	A. Veneziano (1-0)	J. Woodford (0-1)	B. Kriske (1)	82°	7:06 PM	2:32	2,352	76,683	7	12	0	6	6	6	3	8
51.	5/31	MEMPHIS	L, 9-4	22-29	9th -8.5	M. McGreevy (4-0)	A. Cox (2-1)	-	84°	7:06 PM	2:37	5,049	81,732	4	9	2	8	9	11	2	8

MAY Hitting Results: .269/.366/.436 (238-for-885), 53 2B, 7 3B, 227 HR, 48 R, 120 BB, 58 SB // MAY Pitching Results: 12-14, 5.61 ERA (162 ER in 229.1 IP), 6/12 SV, 247 H, 46 HR, 126 BB, 235 K, 1.63 WHIP, .278 AVG

GM #	JUNE	OPPONENT	SCORE	RECORD	STANDINGS	WIN	LOSS	SAVE	TEMP.	1ST PITCH	TIME	ATT
------	------	----------	-------	--------	-----------	-----	------	------	-------	-----------	------	-----



GAME-BY-GAME RESULTS

STORM CHASERS VS. REDBIRDS | JUNE 3, 2023



GM #	JUNE	OPPONENT	SCORE	RECORD	STANDINGS	WIN	LOSS	SAVE	TEMP.	1ST PITCH	TIME	ATT.	HOME ATT.	STORM CHASERS				OPPONENT			
														R	H	E	LO	R	H	E	LO
75	6/28	IOWA																			
76	6/29	IOWA																			
77	6/30	IOWA																			

JUNE Hitting Results: TBD // JUNE Pitching Results: TBD

GM #	JULY	OPPONENT	SCORE	RECORD	STANDINGS	WIN	LOSS	SAVE	TEMP.	1ST PITCH	TIME	ATT.	HOME ATT.	STORM CHASERS				OPPONENT			
														R	H	E	LO	R	H	E	LO
78	7/1	IOWA																			
79	7/2	IOWA																			
80	7/3	IOWA																			
81	7/4	@ Gwinnett																			
82	7/5	@ Gwinnett																			
83	7/6	@ Gwinnett																			
84	7/7	@ Gwinnett																			
85	7/8	@ Gwinnett																			
86	7/9	@ Gwinnett																			
87	7/14	INDIANAPOLIS																			
88	7/15	INDIANAPOLIS																			
89	7/16	INDIANAPOLIS																			
90	7/18	ST. PAUL																			
91	7/19	ST. PAUL																			
92	7/20	ST. PAUL																			
93	7/21	ST. PAUL																			
94	7/22	ST. PAUL																			
95	7/23	ST. PAUL																			
96	7/25	@ Columbus																			
97	7/26	@ Columbus																			
98	7/27	@ Columbus																			
99	7/28	@ Columbus																			
100	7/29	@ Columbus																			
102	7/30	@ Columbus																			

JULY Hitting Results: TBD // JULY Pitching Results: TBD

GM #	AUGUST	OPPONENT	SCORE	RECORD	STANDINGS	WIN	LOSS	SAVE	TEMP.	1ST PITCH	TIME	ATT.	HOME ATT.	STORM CHASERS				OPPONENT			
														R	H	E	LO	R	H	E	LO
101	8/1	@ Louisville																			
102	8/2	@ Louisville																			
103	8/3	@ Louisville																			
104	8/4	@ Louisville																			
105	8/5	@ Louisville																			
106	8/6	@ Louisville																			
107	8/8	IOWA																			
108	8/9	IOWA																			
109	8/10	IOWA																			
110	8/11	IOWA																			
111	8/12	IOWA																			
112	8/13	IOWA																			
113	8/15	@ Toledo																			
114	8/16	@ Toledo																			
115	8/17	@ Toledo																			
116	8/18	@ Toledo																			
117	8/19	@ Toledo																			
118	8/20	@ Toledo																			
119	8/22	ST. PAUL																			
120	8/23	ST. PAUL																			
121	8/24	ST. PAUL																			
122	8/25	ST. PAUL																			
123	8/26	ST. PAUL																			
124	8/27	ST. PAUL																			
125	8/29	LOUISVILLE																			
126	8/30	LOUISVILLE																			
127	8/31	LOUISVILLE																			

AUGUST Hitting Results: TBD // AUGUST Pitching Results: TBD

GM #	SEPTEMBER	OPPONENT	SCORE	RECORD	STANDINGS	WIN	LOSS	SAVE	TEMP.	1ST PITCH	TIME	ATT.	HOME ATT.	STORM CHASERS				OPPONENT			
														R	H	E	LO	R	H	E	LO
128	9/1	LOUISVILLE																			
129	9/2	LOUISVILLE																			
130	9/3	LOUISVILLE																			
131	9/5	@ Iowa																			
132	9/6	@ Iowa																			
133	9/7	@ Iowa																			
134	9/8	@ Iowa																			
135	9/9	@ Iowa																			
136	9/10	@ Iowa																			
137	9/12	INDIANAPOLIS																			
138	9/13	INDIANAPOLIS																			
139	9/14	INDIANAPOLIS																			
140	9/15	INDIANAPOLIS																			
141	9/16	INDIANAPOLIS																			
142	9/17	INDIANAPOLIS																			
143	9/19	@ Columbus																			
144	9/20	@ Columbus																			
145	9/21	@ Columbus																			
146	9/22	@ Columbus																			
147	9/23	@ Columbus																			
148	9/24	@ Columbus																			

SEPTEMBER Hitting Results: TBD // SEPTEMBER Pitching Results: TBD

2ND HALF Hitting Results: TBD // 2ND HALF Pitching Results: TBD

LF

Tucker Bradley, 23 (10-13)
 Dairon Blanco, 11 (6-5)
 Samad Taylor, 7 (4-3)
 Brewer Hicklen, 6 (1-5)
 Nick Pratto, 3 (1-2)
 Franmil Reyes, 1 (1-0)
 Tyler Gentry, 1 (0-1)

CF

Dairon Blanco, 20 (9-11)
 Drew Waters, 12 (7-5)
 Samad Taylor, 11 (2-9)
 Nate Eaton, 6 (3-3)
 Brewer Hicklen, 3 (1-2)

RF

Tyler Gentry, 44 (18-26)
 Dairon Blanco, 4 (4-0)
 CJ Alexander, 4 (1-3)
 Nate Eaton, 1 (0-1)

SS

Angelo Castellano, 31 (10-21)
 Maikel Garcia, 14 (8-6)
 Clay Dungan, 6 (3-3)
 Johan Camargo, 1 (1-0)
 Nicky Lopez, 1 (1-0)

2B

Samad Taylor, 30 (15-15)
 Nick Loftin, 9 (1-8)
 Clay Dungan, 6 (4-2)
 Angelo Castellano, 4 (2-2)
 Nate Eaton, 2 (1-1)
 Johan Camargo, 1 (0-1)
 Nicky Lopez, 1 (0-1)

SP

Jonathan Heasley, 11 (5-6)
 Drew Parrish, 10 (5-5)
 Austin Cox, 8 (4-4)
 Mike Mayers, 8 (3-5)
 Max Castillo, 6 (0-6)
 Daniel Lynch, 4 (3-1)
 Daniel Mengden, 2 (2-0)
 Anthony Veneziano, 2 (1-1)
 Jackson Kowar, 1 (0-1)
 Marcelo Martinez, 1 (0-1)

3B

Nick Loftin, 32 (18-14)
 Maikel Garcia, 10 (2-8)
 Johan Camargo, 3 (1-2)
 Angelo Castellano, 2 (1-1)
 Nate Eaton, 2 (0-2)
 Samad Taylor, 2 (0-2)
 Clay Dungan, 1 (1-0)
 Nicky Lopez, 1 (0-1)

1B

CJ Alexander, 22 (10-12)
 Nick Pratto, 16 (6-10)
 Logan Porter, 11 (6-5)
 Greyson Jenista, 3 (1-2)
 Johan Camargo, 1 (0-1)

DH

Brewer Hicklen, 12 (7-5)
 CJ Alexander, 9 (5-4)
 Dairon Blanco, 6 (3-3)
 Tucker Bradley, 4 (3-1)
 Tyler Gentry, 4 (2-2)
 Logan Porter, 4 (1-3)
 Jakson Reetz, 3 (1-2)
 Franmil Reyes, 3 (1-2)
 Nick Loftin, 3 (0-3)
 Freddy Fermin, 2 (0-2)
 Johan Camargo, 1 (0-1)
 Nate Eaton, 1 (0-1)
 Samad Taylor, 1 (0-1)

C

Logan Porter, 23 (9-14)
 Jakson Reetz, 18 (8-10)
 Freddy Fermin, 12 (6-6)

1	2	3	4	5	6	7	8	9
Samad Taylor, 39 (14-25) Drew Waters, 12 (7-5) Dairon Blanco, 2 (2-0)	Maikel Garcia, 24 (10-14) Samad Taylor, 9 (6-3) Nate Eaton, 9 (3-6) Nick Loftin, 7 (3-4) Nicky Lopez, 3 (1-2) CJ Alexander, 1 (0-1)	Tyler Gentry, 40 (15-25) Nick Loftin, 5 (3-2) Nick Pratto, 4 (3-1) Samad Taylor, 3 (1-2) Nate Eaton, 1 (0-1)	Logan Porter, 15 (5-10) Nick Pratto, 14 (5-9) Tyler Gentry, 9 (5-4) CJ Alexander, 7 (4-3) Franmil Reyes, 4 (2-2) Nick Loftin, 3 (1-2) Freddy Fermin, 1 (1-0)	Nick Loftin, 25 (9-16) CJ Alexander, 7 (5-2) Logan Porter, 7 (4-3) Johan Camargo, 4 (1-3) Brewer Hicklen, 3 (2-1) Jakson Reetz, 2 (2-0) Dairon Blanco, 1 (0-1) Nate Eaton, 1 (0-1) Freddy Fermin, 1 (0-1) Greyson Jenista, 1 (0-1) Nick Pratto, 1 (0-1)	CJ Alexander, 14 (5-9) Logan Porter, 12 (4-8) Jakson Reetz, 7 (2-5) Brewer Hicklen, 6 (3-3) Dairon Blanco, 4 (2-2) Nick Loftin, 4 (2-2) Freddy Fermin, 2 (2-0) Tucker Bradley, 1 (1-0) Nate Eaton, 1 (1-0) Nate Eaton, 1 (1-0) Greyson Jenista, 1 (1-0) Johan Camargo, 1 (0-1)	Dairon Blanco, 17 (9-8) Freddy Fermin, 10 (3-7) Jakson Reetz, 8 (4-4) Brewer Hicklen, 7 (1-6) Logan Porter, 4 (2-2) CJ Alexander, 3 (2-1) Tucker Bradley, 1 (1-0) Nate Eaton, 1 (1-0) Johan Camargo, 1 (0-1) Greyson Jenista, 1 (0-1)	Dairon Blanco, 16 (8-8) Tucker Bradley, 11 (5-6) Clay Dungan, 9 (6-3) Brewer Hicklen, 5 (2-3) Jakson Reetz, 4 (1-3) Angelo Castellano, 4 (0-4) CJ Alexander, 3 (0-3) Johan Camargo, 1 (0-1)	Angelo Castellano, 33 (13-20) Tucker Bradley, 13 (5-8) Clay Dungan, 4 (2-2) Dairon Blanco, 2 (2-0) Brewer Hicklen, 1 (1-0)



PLAYER	GS	POSITION										BATTING ORDER											
		C	1B	2B	3B	SS	LF	CF	RF	OF	DH	1ST	2ND	3RD	4TH	5TH	6TH	7TH	8TH	9TH			
Samad Taylor	51			30	2		7	11				18	1	39	9	3							
Tyler Gentry	49						1				44	45	4			40	9						
Nick Loftin	44			9	32									3	7	5	3	25	4				
Dairon Blanco	41							11	20	4		35	6	2				1	4	17	15	2	
Logan Porter	39	23	12										4				16	7	12	4			
Angelo Castellano	37			4	2	31														4	33		
CJ Alexander	35		22										4	9	1		7	7	14	3	3		
Tucker Bradley	27									23			23	4						1	1	12	13
Maikel Garcia	24				10	14									24								
Brewer Hicklen	22						7	3					10	12				3	6	7	5	1	
Jakson Reetz	21	18											3					2	7	8	4		
Nick Pratto	18		15				3						3			4	13	1					
Freddy Fermin	14	12												2		1	1	2	10				
Clay Dungan	13			6	1	6															9	4	
Nate Eaton	13			2	2					7	1		8	1		9	1		1	1	1		
Drew Waters	12									12				12									
Johan Camargo	7		1	1	3	1							1					4	1	1	1		
Franmil Reyes	4						1						1	3			4						
Nicky Lopez	3			1	1	1									3								
Greyson Jenista	3		3															1	1	1			

OF LINEUP COMBOS

53 Games
52 Unique Lineup Combinations Used

MOST USED LINEUP (2x)

PLAYER	Pos.
1. Samad Taylor	2B
2. Maikel Garcia	SS
3. Nick Pratto	1B
4. Tyler Gentry	RF
5. Nick Loftin	3B
6. CJ Alexander	DH
7. Freddy Fermin	C
8. Dairon Blanco	CF
9. Tucker Bradley	LF

STORM CHASERS POSITION PRODUCTION

	AVG	AB	H	TB	2B	3B	HR	RBI	BB	SO	OBP	SLG	OPS	SAC	SF	HBP	GIDP
C	.270	196	53	93	13	0	9	27	23	54	.356	.474	.830	0	0	3	5
1B	.205	210	43	89	9	2	11	27	18	67	.266	.424	.690	0	4	1	4
2B	.239	205	49	80	9	2	6	34	27	44	.332	.390	.722	1	3	3	4
3B	.330	206	68	112	14	0	10	46	30	30	.413	.544	.957	0	3	1	9
SS	.249	185	46	72	11	0	5	32	29	44	.347	.389	.736	0	2	0	2
LF	.238	181	43	66	9	1	4	25	33	53	.369	.365	.734	0	2	6	9
CF	.317	202	64	107	17	4	6	20	25	46	.411	.530	.941	1	1	8	11
RF	.240	208	50	76	12	1	4	25	27	54	.340	.365	.705	0	3	6	5
DH	.281	196	55	97	15	0	9	34	25	56	.371	.495	.866	2	0	3	5

STORM CHASERS BATTING ORDER PRODUCTION

	AVG	AB	H	TB	2B	3B	HR	RBI	BB	SO	OBP	SLG	OPS	SAC	SF	HBP	GIDP
1st	.309	220	68	108	17	4	5	33	30	47	.388	.491	.879	0	4	1	8
2nd	.257	214	55	87	15	1	5	37	30	49	.351	.407	.758	1	2	2	6
3rd	.256	207	53	83	11	2	5	34	30	51	.365	.401	.766	0	4	8	7
4th	.242	211	51	96	10	1	11	30	22	58	.310	.455	.765	0	5	1	7
5th	.256	211	54	94	10	0	10	33	17	50	.322	.445	.767	0	1	4	8
6th	.292	202	59	115	17	0	13	29	17	52	.356	.569	.925	0	0	3	6
7th	.222	185	41	68	10	1	5	26	26	50	.333	.368	.701	1	0	5	4
8th	.278	162	45	67	10	0	4	18	44	45	.449	.414	.863	1	1	7	2
9th	.247	186	46	76	10	1	6	32	21	50	.322	.409	.731	1	1	0	6

OUTFIELD ASSIST LOG (16)

#	OUTFIELDER	Pos.	GAME	INNING	BASE	PITCHER	BATTER	RUNNER OUT	PLAY
1.	Tucker Bradley	LF	4/4 vs. Toledo	▲ 6	3rd	Brooks Kriske	Akil Baddoo	Akil Baddoo	Baddoo 3-RBI double, out at 3rd (7-6-5)
2.	Tyler Gentry	RF	4/14 @ Iowa	▼ 5	Home	Andrés Núñez	Matt Mervis	Christopher Morel	Mervis double, Morel out at home (9-4-2)
3.	Dairon Blanco	CF	4/19 vs. Gwinnett	▲ 3	2nd	Jonathan Heasley	Hendrik Clementina	Hendrik Clementina	Clementina RBI single, out at 2nd (8-4)
4.	Samad Taylor	CF	4/26 @ Nashville	▼ 5	2nd	Max Castillo	Andrew Monasterio	Andrew Monasterio	Monasterio single, out at 2nd (8-5-3-5)
5.	Nate Eaton	CF	4/27 @ Nashville	▼ 1	Home	Austin Cox	Keston Hiura	Andrew Monasterio	Hiura single, Monasterio out at home (8-2)
6.	Dairon Blanco	LF	4/28 @ Nashville	▼ 8	2nd	Jackson Kowar	Keston Hiura	Keston Hiura	Hiura 2-RBI single, out at 2nd (7-2-4)
7.	Brewer Hicklen	LF	5/2 vs. Louisville	▲ 5	2nd	Max Castillo	Matt McLain	Matt McLain	McLain 2-RBI single, out at 2nd (7-5-4-3-5)
8.	Dairon Blanco	CF	5/5 vs. Louisville	▲ 4	Home	Mike Mayers	Nick Martini	Will Benson	Martini flies out to CF, Benson out at home (8-2)
9.	Franmil Reyes	RF	5/6 vs. Louisville	▲ 6	2nd	Collin Snider	Matt McLain	Matt McLain	McLain RBI double, out at 2nd (7-6-4-5)
10.	Tyler Gentry	RF	5/11 @ Scranton/WB	▼ 9	Home	Nick Wittgren	Billy McKinney	Michael Hermsillo	McKinney RBI single, Hermsillo out at home (9-5-2)
11.	Drew Waters	CF	5/20 vs. Toledo	▲ 6	3rd	Walter Pennington	Parker Meadows	Jermaine Palacios	Meadows sacrifice fly DP, Palacios out at 3rd (8-6)
12.	Tucker Bradley	LF	5/25 @ St. Paul	▼ 5	2nd	Jackson Kowar	Chris Williams	Chris Williams	Williams RBI single, out at 2nd (7-5-3-4-3)
13.	Dairon Blanco	RF	5/26 @ St. Paul	▼ 3	2nd	Drew Parrish	Andrew Stevenson	Tony Wolters	Stevenson flies into a double play, Wolters out at 2nd (9-6)
14.	Tyler Gentry	RF	5/27 @ St. Paul	▼ 1	3rd	Jonathan Heasley	Jose Miranda	Andrew Stevenson	Miranda flies into a double play, Stevenson out at 3rd (9-1-5)
15.	Tyler Gentry	RF	5/28 @ St. Paul	▼ 3	Home	Max Castillo	Jose Miranda	Alex De Goti	Miranda lines into a double play, De Goti out at 3rd (9-2)
16.	Brewer Hicklen	LF	5/28 @ St. Paul	▼ 7	Home	Jackson Kowar	Jose Miranda	Andrew Stevenson	Miranda RBI single, Stevenson scores, Reetz Error (7-2)

BY PLAYER

DAIRON BLANCO (4)	LF	1
	CF	2
	RF	1
TUCKER BRADLEY (2)	LF	2
NATE EATON (1)	CF	1
TYLER GENTRY (4)	RF	4
BREWER HICKLEN (2)	LF	2
FRANMIL REYES (1)	LF	1
SAMAD TAYLOR (1)	CF	1
DREW WATERS (1)	CF	1



DATE	OPPONENT	RESULT	1	2	3	4	5	6	7	8	9
3/31	@ Indianapolis	W, 8-6	Samad Taylor	Maikel Garcia	Nick Pratto	Tyler Gentry	CJ Alexander	Nick Loftin	Freddy Fermin	Dairon Blanco	Tucker Bradley
4/1	@ Indianapolis	W, 12-1	Samad Taylor	Maikel Garcia	Nick Pratto	Tyler Gentry	Nick Loftin	Logan Porter	Jakson Reetz	Dairon Blanco	Angelo Castellano
4/2	@ Indianapolis	W, 8-3	Samad Taylor	Maikel Garcia	Nick Pratto	Tyler Gentry	Nick Loftin	CJ Alexander	Freddy Fermin	Dairon Blanco	Tucker Bradley
4/4	TOLEDO	L, 9-2	Samad Taylor	Maikel Garcia	Nick Pratto	Tyler Gentry	Nick Loftin	Jakson Reetz	Freddy Fermin	Dairon Blanco	Angelo Castellano
4/5	TOLEDO	L, 6-5	Samad Taylor	Maikel Garcia	Tyler Gentry	Logan Porter	Nick Loftin	CJ Alexander	Freddy Fermin	Dairon Blanco	Tucker Bradley
4/6	TOLEDO	W, 9-4	Samad Taylor	Maikel Garcia	Tyler Gentry	Logan Porter	Nick Loftin	CJ Alexander	Freddy Fermin	Dairon Blanco	Angelo Castellano
4/8	TOLEDO	W, 13-8	Samad Taylor	Maikel Garcia	Nick Pratto	Tyler Gentry	CJ Alexander	Freddy Fermin	Dairon Blanco	Tucker Bradley	Angelo Castellano
4/9	TOLEDO	L, 9-2	Samad Taylor	Maikel Garcia	Nick Pratto	Tyler Gentry	Nick Loftin	Logan Porter	Jakson Reetz	Dairon Blanco	Angelo Castellano
4/11	@ Iowa	L, 6-6	Samad Taylor	Maikel Garcia	Tyler Gentry	Nick Pratto	Nick Loftin	Nick Loftin	Freddy Fermin	Dairon Blanco	Tucker Bradley
4/12	@ Iowa	W, 10-6	Samad Taylor	Maikel Garcia	Tyler Gentry	Nick Pratto	Nick Loftin	CJ Alexander	Logan Porter	Dairon Blanco	Tucker Bradley
4/13	@ Iowa	W, 14-1	Samad Taylor	Maikel Garcia	Tyler Gentry	Nick Pratto	Nick Loftin	CJ Alexander	Freddy Fermin	Dairon Blanco	Angelo Castellano
4/14	@ Iowa	W, 11-8	Samad Taylor	Maikel Garcia	Tyler Gentry	Nick Pratto	Nick Loftin	CJ Alexander	Freddy Fermin	Dairon Blanco	Angelo Castellano
4/15	MEMPHIS	W, 12-6	Samad Taylor	Maikel Garcia	Tyler Gentry	Logan Porter	Nick Loftin	CJ Alexander	Freddy Fermin	Dairon Blanco	Angelo Castellano
4/16 G1	@ Iowa	Cancelled, snow									
4/16 G2	@ Iowa	Cancelled, snow									
4/18	GWINNETT	L, 4-1	Samad Taylor	Maikel Garcia	Tyler Gentry	Nick Pratto	Nick Loftin	Logan Porter	Freddy Fermin	CJ Alexander	Angelo Castellano
4/19	GWINNETT	L, 4-2	Samad Taylor	Nick Loftin	Tyler Gentry	Nick Pratto	Logan Porter	Jakson Reetz	Dairon Blanco	CJ Alexander	Tucker Bradley
4/20	GWINNETT	L, 9-3	Samad Taylor	Maikel Garcia	Tyler Gentry	Nick Pratto	Nick Loftin	Logan Porter	Freddy Fermin	Dairon Blanco	Angelo Castellano
4/21	GWINNETT	L, 7-3	Samad Taylor	Maikel Garcia	Tyler Gentry	Nick Pratto	Nick Loftin	CJ Alexander	Jakson Reetz	Dairon Blanco	Angelo Castellano
4/22	GWINNETT	L, 5-2	Samad Taylor	Maikel Garcia	Tyler Gentry	Nick Pratto	Nick Loftin	CJ Alexander	Logan Porter	Dairon Blanco	Angelo Castellano
4/23	GWINNETT	W, 5-3	Dairon Blanco	Maikel Garcia	Tyler Gentry	Nick Pratto	Nick Loftin	CJ Alexander	Jakson Reetz	Tucker Bradley	Angelo Castellano
4/25	@ Nashville	L, 8-3	Samad Taylor	Maikel Garcia	Tyler Gentry	Nick Pratto	Nick Loftin	Logan Porter	Dairon Blanco	Tucker Bradley	Angelo Castellano
4/26	@ Nashville	L, 5-0	Samad Taylor	Maikel Garcia	Tyler Gentry	Nick Pratto	Nick Loftin	CJ Alexander	Brewer Hicklen	Dairon Blanco	Angelo Castellano
4/27	@ Nashville	W, 7-1	Samad Taylor	Maikel Garcia	Tyler Gentry	Nick Pratto	Nick Loftin	CJ Alexander	Jakson Reetz	Dairon Blanco	Angelo Castellano
4/28	@ Nashville	L, 3-3	Samad Taylor	Maikel Garcia	Tyler Gentry	Logan Porter	Nate Eaton	Brewer Hicklen	CJ Alexander	Dairon Blanco	Angelo Castellano
4/29	@ Nashville	L, 6-5 (10)	Samad Taylor	Maikel Garcia	Nate Eaton	Nick Loftin	Freddy Fermin	CJ Alexander	Jakson Reetz	Tucker Bradley	Angelo Castellano
4/30	@ Nashville	W, 10-6	Samad Taylor	Maikel Garcia	Tyler Gentry	Freddy Fermin	Nick Loftin	Logan Porter	Nate Eaton	Brewer Hicklen	Dairon Blanco
5/1	LOUISVILLE	L, 10-4	Samad Taylor	Nate Eaton	Tyler Gentry	Logan Porter	Nick Loftin	Jakson Reetz	CJ Alexander	Dairon Blanco	Angelo Castellano
5/3	LOUISVILLE	L, 1-4	Samad Taylor	Nate Eaton	Tyler Gentry	Logan Porter	Nick Loftin	CJ Alexander	Brewer Hicklen	Tucker Bradley	Angelo Castellano
5/4	LOUISVILLE	L, 12-10	Samad Taylor	CJ Alexander	Tyler Gentry	Franmil Reyes	Nick Loftin	Logan Porter	Brewer Hicklen	Tucker Bradley	Angelo Castellano
5/5	LOUISVILLE	W, 6-2	Samad Taylor	Nick Loftin	Tyler Gentry	Franmil Reyes	Logan Porter	Brewer Hicklen	Jakson Reetz	Dairon Blanco	Clay Dungan
5/6	LOUISVILLE	W, 11-9	Samad Taylor	Nick Loftin	Tyler Gentry	Franmil Reyes	Logan Porter	Jakson Reetz	Dairon Blanco	Angelo Castellano	Tucker Bradley
5/7	LOUISVILLE	L, 1-3	Samad Taylor	Nick Loftin	Tyler Gentry	Franmil Reyes	Logan Porter	Jakson Reetz	Dairon Blanco	Angelo Castellano	Tucker Bradley
5/9	@ Scranton/WB	L, 1-2	Drew Waters	Samad Taylor	Tyler Gentry	Logan Porter	Nick Loftin	CJ Alexander	Brewer Hicklen	Tucker Bradley	Clay Dungan
5/10	@ Scranton/WB	L, 4-3	Samad Taylor	Nick Loftin	Tyler Gentry	Logan Porter	Brewer Hicklen	Jakson Reetz	Dairon Blanco	Angelo Castellano	Tucker Bradley
5/11	@ Scranton/WB	W, 4-5 (11)	Drew Waters	Samad Taylor	Nick Loftin	Logan Porter	CJ Alexander	Brewer Hicklen	Dairon Blanco	Angelo Castellano	Tucker Bradley
5/12	@ Scranton/WB	W, 5-2	Drew Waters	Samad Taylor	Tyler Gentry	Jakson Reetz	Logan Porter	Tucker Bradley	CJ Alexander	Dairon Blanco	Angelo Castellano
5/13	@ Scranton/WB	L, 8-6	Drew Waters	Samad Taylor	Tyler Gentry	Logan Porter	Jakson Reetz	Brewer Hicklen	Tucker Bradley	Dairon Blanco	Angelo Castellano
5/14	@ Scranton/WB	W, 6-3	Samad Taylor	Nick Loftin	Tyler Gentry	CJ Alexander	Jakson Reetz	Brewer Hicklen	Tucker Bradley	Dairon Blanco	Clay Dungan
5/17	TOLEDO	L, 9-2	Drew Waters	Nicky Lopez	Samad Taylor	Tyler Gentry	Johan Camargo	Nick Loftin	Jakson Reetz	Logan Porter	CJ Alexander
5/18	TOLEDO	W, 16-8	Drew Waters	Samad Taylor	Tyler Gentry	Logan Porter	Nick Loftin	Jakson Reetz	Dairon Blanco	Clay Dungan	Angelo Castellano
5/19	TOLEDO	W, 9-0	Drew Waters	Nicky Lopez	Samad Taylor	Tyler Gentry	CJ Alexander	Nick Loftin	Logan Porter	Dairon Blanco	Tucker Bradley
5/20	TOLEDO	W, 9-1	Drew Waters	Samad Taylor	Tyler Gentry	CJ Alexander	Nick Loftin	Jakson Reetz	Dairon Blanco	Clay Dungan	Angelo Castellano
5/21	TOLEDO	L, 4-1	Drew Waters	Nicky Lopez	Samad Taylor	Tyler Gentry	CJ Alexander	Nick Loftin	Jakson Reetz	Dairon Blanco	Angelo Castellano
5/23	@ St. Paul	W, 6-1	Drew Waters	Samad Taylor	Nick Loftin	Tyler Gentry	Brewer Hicklen	Greyson Jenista	Dairon Blanco	Angelo Castellano	Tucker Bradley
5/24	@ St. Paul	L, 8-5	Drew Waters	Samad Taylor	Nick Loftin	Tyler Gentry	Logan Porter	Brewer Hicklen	Dairon Blanco	Jakson Reetz	Angelo Castellano
5/25	@ St. Paul	L, 8-9	Samad Taylor	Nate Eaton	Tyler Gentry	Logan Porter	Greyson Jenista	Dairon Blanco	Brewer Hicklen	Angelo Castellano	Tucker Bradley
5/26	@ St. Paul	W, 6-4	Samad Taylor	Nate Eaton	Nick Loftin	Logan Porter	Brewer Hicklen	Dairon Blanco	Jakson Reetz	Clay Dungan	Angelo Castellano
5/27	@ St. Paul	L, 14-1	Samad Taylor	Nate Eaton	Tyler Gentry	Logan Porter	Dairon Blanco	Johan Camargo	Greyson Jenista	Angelo Castellano	Tucker Bradley
5/28	@ St. Paul	L, 10-6	Samad Taylor	Nate Eaton	Tyler Gentry	Nick Loftin	CJ Alexander	Brewer Hicklen	Johan Camargo	Jakson Reetz	Clay Dungan
5/30	MEMPHIS	W, 7-6	Samad Taylor	Nate Eaton	Tyler Gentry	Nick Loftin	Logan Porter	Dairon Blanco	CJ Alexander	Johan Camargo	Brewer Hicklen
5/31	MEMPHIS	L, 1-4	Samad Taylor	Nate Eaton	Tyler Gentry	CJ Alexander	Johan Camargo	Logan Porter	Dairon Blanco	Jakson Reetz	Tucker Bradley
6/1	MEMPHIS	L, 12-6	Samad Taylor	Nate Eaton	Tyler Gentry	CJ Alexander	Johan Camargo	Dairon Blanco	Jakson Reetz	Brewer Hicklen	Angelo Castellano
6/2	MEMPHIS	W, 10-9 (10)	Dairon Blanco	Nate Eaton	Tyler Gentry	CJ Alexander	Johan Camargo	Logan Porter	Brewer Hicklen	Clay Dungan	Tucker Bradley
6/3	MEMPHIS										
6/4	MEMPHIS										
6/6	@ Indianapolis										
6/7	@ Indianapolis										
6/8	@ Indianapolis										
6/9	@ Indianapolis										
6/10	@ Indianapolis										
6/11	@ Indianapolis										
6/13	COLUMBUS										
6/14	COLUMBUS										
6/15	COLUMBUS										
6/16	COLUMBUS										
6/17	COLUMBUS										
6/18	COLUMBUS										
6/20	@ Rochester										
6/21	@ Rochester										
6/22	@ Rochester										
6/23	@ Rochester										
6/24	@ Rochester										
6/25	@ Rochester										
6/28	IOWA										
6/29	IOWA										
6/30	IOWA										
7/1	IOWA										
7/2	IOWA										
7/3	IOWA										
7/4	@ Gwinnett										
7/5	@ Gwinnett										
7/6	@ Gwinnett										
7/7	@ Gwinnett										
7/8	@ Gwinnett										
7/9	@ Gwinnett										
7/14	INDIANAPOLIS										
7/15	INDIANAPOLIS										
7/16	INDIANAPOLIS										
7/18	ST. PAUL										
7/19	ST. PAUL										
7/20	ST. PAUL										
7/21	ST. PAUL										
7/22	ST. PAUL										
7/23	ST. PAUL										
7/25	@ Columbus										
7/26	@ Columbus										
7/27	@ Columbus										
7/28	@ Columbus										
7/29	@ Columbus										
7/30	@ Columbus										
8/1	@ Louisville										
8/2	@ Louisville										
8/3	@ Louisville										
8/4	@ Louisville										
8/5	@ Louisville										
8/6	@ Louisville										
8/8	IOWA										
8/9	IOWA										
8/10	IOWA										
8/11	IOWA										
8/12	IOWA										
8/13	IOWA										
8/15	@ Toledo										
8/16	@ Toledo										
8/17	@ Toledo										
8/18	@ Toledo										
8/19	@ Toledo										
8/20	@ Toledo										
8/22	ST. PAUL										
8/23	ST. PAUL										
8/24	ST. PAUL										
8/25	ST. PAUL										
8/26	ST. PAUL										
8/27	ST. PAUL										
8/29	LOUISVILLE										
8/30	LOUISVILLE										
8/31	LOUISVILLE										
9/1	LOUISVILLE										
9/2	LOUISVILLE										



HITTING

SERIES	OPPONENT	DATES	AVG	G	AB	R	H	TB	2B	3B	HR	RBI	BB	IBB	SO	SB	CS	OBP	SLG	OPS	PA	SAC	SF	HBP	GIDP
SERIES 1	@ Indianapolis	3/31 - 4/2	.331	3	121	28	40	62	5	1	5	28	19	0	27	10	0	.420	.512	.932	143	0	2	1	0
SERIES 2	TOLEDO	4/4 - 4/9	.258	6	198	37	51	100	9	2	12	34	28	0	61	5	2	.355	.505	.860	231	0	2	3	7
SERIES 3	@ Iowa	4/11 - 4/16	.269	4	145	28	39	75	15	0	7	27	12	0	26	6	2	.335	.517	.852	161	0	1	3	1
SERIES 4	GWINNETT	4/18 - 4/23	.225	6	182	16	41	64	11	0	4	16	29	0	50	11	3	.330	.352	.682	215	0	3	1	7
SERIES 5	@ Nashville	4/25 - 4/30	.212	6	193	23	41	67	11	0	5	21	20	0	52	11	1	.292	.347	.639	220	1	3	3	9
SERIES 6	LOUISVILLE	5/2 - 5/7	.256	6	203	38	52	84	10	2	6	35	24	0	48	13	2	.349	.414	.763	236	1	2	6	4
SERIES 7	@ Scranton/WB	5/9 - 5/14	.211	6	199	24	42	78	11	2	7	20	20	0	50	12	4	.290	.392	.682	224	0	2	3	3
SERIES 8	TOLEDO	5/16 - 5/21	.321	6	209	45	67	112	17	2	8	42	38	0	56	14	1	.433	.536	.969	252	0	1	4	5
SERIES 9	@ St. Paul	5/23 - 5/28	.276	6	203	30	56	79	11	0	4	26	35	0	49	16	4	.391	.389	.780	243	0	1	4	14
SERIES 10	MEMPHIS	5/30 - 6/4																							
SERIES 11	@ Indianapolis	6/6 - 6/11																							
SERIES 12	COLUMBUS	6/13 - 6/18																							
SERIES 13	@ Rochester	6/20 - 6/25																							
SERIES 14	IOWA	6/28 - 7/3																							
SERIES 15	@ Gwinnett	7/4 - 7/9																							
SERIES 16	INDIANAPOLIS	7/14 - 7/16																							
SERIES 17	ST. PAUL	7/18 - 7/23																							
SERIES 18	@ Columbus	7/25 - 7/30																							
SERIES 19	@ Louisville	8/1 - 8/6																							
SERIES 20	IOWA	8/8 - 8/13																							
SERIES 21	@ Toledo	8/15 - 8/20																							
SERIES 22	ST. PAUL	8/22 - 8/27																							
SERIES 23	LOUISVILLE	8/29 - 9/3																							
SERIES 24	@ Iowa	9/5 - 9/10																							
Series 25	INDIANAPOLIS	9/12 - 9/17																							
Series 26	@ Columbus	9/19 - 9/24																							

PITCHING

SERIES	OPPONENT	DATES	W	L	ERA	G	GS	CG	SHO	GF	HLD	SV	SVO	IP	H	R	ER	HR	HB	BB	IBB	SO	AVG	WP	BK	GIDP
SERIES 1	@ Indianapolis	3/31 - 4/2	3	0	3.33	3	3	0	0	3	0	1	1	27.0	27	10	10	2	3	9	0	25	.273	0	1	9
SERIES 2	TOLEDO	4/4 - 4/9	2	4	6.67	6	6	0	0	6	0	0	1	54.0	69	44	40	11	4	30	0	56	.303	2	1	6
SERIES 3	@ Iowa	4/11 - 4/16	2	2	9.00	4	4	0	0	4	2	1	1	34.0	41	37	34	8	6	17	1	42	.289	1	0	1
SERIES 4	GWINNETT	4/18 - 4/23	1	5	4.50	6	6	0	0	6	3	1	1	54.0	55	34	27	5	2	24	0	39	.268	10	1	6
SERIES 5	@ Nashville	4/25 - 4/30	2	4	4.85	6	6	0	0	6	6	1	4	52.0	57	30	28	5	3	26	0	43	.284	3	0	4
SERIES 6	LOUISVILLE	5/2 - 5/7	2	4	6.83	6	6	0	0	6	3	2	3	54.0	64	44	41	14	2	26	0	53	.298	4	1	2
SERIES 7	@ Scranton/WB	5/9 - 5/14	3	3	5.57	6	6	0	0	6	7	2	5	53.1	53	34	33	10	5	36	2	58	.272	3	0	9
SERIES 8	TOLEDO	5/16 - 5/21	4	2	3.83	6	6	0	1	6	3	0	0	54.0	55	26	23	8	5	22	0	55	.266	5	0	7
SERIES 9	@ St. Paul	5/23 - 5/28	2	4	5.94	6	6	0	0	6	1	1	3	50.0	58	43	33	6	3	29	0	51	.286	0	0	2
SERIES 10	MEMPHIS	5/30 - 6/4																								
SERIES 11	@ Indianapolis	6/6 - 6/11																								
SERIES 12	COLUMBUS	6/13 - 6/18																								
SERIES 13	@ Rochester	6/20 - 6/25																								
SERIES 14	IOWA	6/28 - 7/3																								
SERIES 15	@ Gwinnett	7/4 - 7/9																								
SERIES 16	INDIANAPOLIS	7/14 - 7/16																								
SERIES 17	ST. PAUL	7/18 - 7/23																								
SERIES 18	@ Columbus	7/25 - 7/30																								
SERIES 19	@ Louisville	8/1 - 8/6																								
SERIES 20	IOWA	8/8 - 8/13																								
SERIES 21	@ Toledo	8/15 - 8/20																								
SERIES 22	ST. PAUL	8/22 - 8/27																								
SERIES 23	LOUISVILLE	8/29 - 9/3																								
SERIES 24	@ Iowa	9/5 - 9/10																								
Series 25	INDIANAPOLIS	9/12 - 9/17																								
Series 26	@ Columbus	9/19 - 9/24																								

SERIES WINS: 2 (1 at Home, 1 on Road)

SERIES LOSSES: 5 (3 at Home, 2 on Road)

SERIES SPLITS: 2 (2 on Road)